

2014-2015



LOBO
BASKETBALL
2014-15 MEDIA GUIDE

@UNMHOOPS

WWW.GOLOBOS.COM

#GOLOBOS

2008-09, 2009-10, 2011-12, 2012-13 MW REGULAR SEASON CHAMPIONS

2005, 2012, 2013, 2014 MW TOURNAMENT CHAMPIONS



WELCOME TO THE PIT
A MILE HIGH AND LOUDER THAN...



105-14 IN THE PIT
WITH NEAL
ON THE SIDELINES



ALL-TIME WINNING PCT.
OF 81.7% IN THE PIT



48 CONSECUTIVE YEARS IN THE TOP 25
IN ATTENDANCE NATIONALLY

7 CONFERENCE CHAMPIONSHIPS IN 6 YEARS



***THE LOUDEST ARENA
IN THE COUNTRY***

***WELCOME TO THE PIT
A MILE HIGH AND LOUDER THAN...***

THE PIT

A NATIONAL TREASURE



SPORTS ILLUSTRATED'S TOP 20 VENUES OF THE 20TH CENTURY

In June 1999, Sports Illustrated listed its Top-20 sporting venues of the 20th century and The Pit checked in at No. 13.

- | | |
|--|--|
| 1. Yankee Stadium (Bronx, N.Y.) | 11. Pebble Beach Golf Course (Monterey, Calif.) |
| 2. Augusta National Golf Course (Augusta, Ga.) | 12. Wembley Stadium (London, England) |
| 3. Michie Stadium (West Point, N.Y.) | 13. The Pit (Albuquerque, N.M.) |
| 4. Cameron Indoor Stadium (Durham, N.C.) | 14. Boston Marathon Course (Boston, Mass.) |
| 5. Bislett Stadium (Oslo, Norway) | 15. Camden Yards (Baltimore, Md.) |
| 6. Wrigley Field (Chicago, Ill.) | 16. Lamade Stadium (Williamsport, Pa.) |
| 7. Roland Garros (Paris, France) | 17. Daytona International Speedway (Daytona, Fla.) |
| 8. Lambeau Field (Green Bay, Wisc.) | 18. Notre Dame Stadium (South Bend, Ind.) |
| 9. Fenway Park (Boston, Mass.) | 19. St. Andrews Golf Course (Scotland) |
| 10. Saratoga Race Track (Saratoga, N.Y.) | 20. Rose Bowl, Pasadena, Calif. |

THE LOUDEST ARENA IN THE COUNTRY

In a weekly series, "Hoops Across America," the St. Petersburg Times ran a feature on The Pit in its Jan. 1999 edition. Written by Bruce Lowitt, part of the study charted the decibel level at selected collegiate arenas during the 1998-1999 season. The paper's final results, including the Final Four at Tropicana Field in St. Petersburg:

Arena	Game	Reading
The Pit	New Mexico vs. Arizona	118
Cameron Indoor Stadium	Duke vs. North Carolina	116
Assembly Hall	Indiana vs. Purdue	116
Allen Field House	Kansas vs Iowa	115
Dean Smith	North Carolina vs Maryland	112
Pauley Pavilion	UCLA vs. Arizona	112
Tropicana Field	Duke vs. UConn (NCAA)	112



TEN GREAT PLACES TO GET PUMPED FOR NCAA ACTION - USA TODAY

In January 2008, author, sports commentator and basketball aficionado John Feinstein gave his list of favorite venues for watching college hoops to Tim Smight for USA TODAY. The Pit came in third on this prestigious list.

- Allen Fieldhouse - Kansas
- Rose Hill Gym - Fordham
- The Pit - New Mexico**
- Hart Rec Center - Holy Cross
- Mackey Arena - Purdue
- Cassell Coliseum - Virginia Tech
- O'Connell Center - Florida
- The Palestra - Pennsylvania
- Cameron Indoor Stadium - Duke
- Pauley Pavilion - UCLA

TOP-10 "OLD SCHOOL" ARENAS FOXSPORTS.COM

With the closing of Yankee Stadium in 2008, FoxSports.com's Jeff Gordon took a look at the remaining "Old School" venues in all of sports. The Pit ranked No. 7 on this list of some of the most famous venues in the country.

- Wrigley Field
- Fenway Park
- Lambeau Field
- Cameron Indoor Stadium
- Notre Dame Stadium
- Daytona International Speedway
- The Pit**
- Rose Bowl
- Allen Fieldhouse
- The Igloo (Mellon Arena)

TOP-16 HOME COURT ADVANTAGES RIVALDS.COM

Rivals.com came out with its list of the top-16 home court advantages in the nation and The Pit ranked No. 11.

- Cameron Indoor Stadium - Duke
- Allen Fieldhouse - Kansas
- Rupp Arena - Kentucky
- Assembly Hall - Indiana
- Gallagher-Iba Arena - Oklahoma State
- Memorial Gymnasium - Vanderbilt
- McArthur Court - Oregon
- O'Connell Center - Florida
- Breslin Center - Michigan State
- Peterson Events Center - Pittsburgh
- The Pit - New Mexico**
- Assembly Hall - Illinois
- Kohl Center - Wisconsin
- Dean Smith Center - North Carolina
- Joyce Center - Notre Dame
- McCarthy Athletic Center - Gonzaga

NEW MEXICO FAST FACTS

SchoolUniversity of New Mexico
 LocationAlbuquerque, N.M.
 Enrollment28,800
 Founded1889 by Territorial Legislature
 ColorsCherry and Silver
 NicknameLobos
 ConferenceMountain West
 Arena/CapacityThe Pit/Bob King Court/15,411
 PresidentRobert J. Frank
 Vice President of AthleticsPaul Krebs
 Faculty RepresentativeAmy Neel

TEAM INFORMATION

Head CoachCraig Neal (Georgia Tech '88)
 Career Record (years)27-7 (2nd)
 Record at UNM27-7 (2nd)
 Assoc. Head CoachLamont Smith (San Diego '99)
 Asst. CoachesDrew Adams (Tennessee '09)
Alan Huss (Creighton '02)
 Director of Operations Cody Hopkins (Northeastern St. '06)
 Video AdministratorBen Sanders (Southwestern '09)
 Administrative AssistantYolanda Rodriguez
 Athletics TrainerNathan Burney
 Strength & ConditioningJeremy Anderson
 2013-14 Overall Record27-7
 2013-14 MW Record15-3/2nd
 2013-14 PostseasonNCAA (0-1; 2nd Round)
 Lettermen Returning/Lost6/7
 Starters Returning/Lost2/3
 Newcomers9

The 2014-15 New Mexico Men's Basketball Guide is a production of the New Mexico Athletics Communications Office: Tremendous thanks to Greg Remington, the former SID at New Mexico whose invaluable work of over 30 years at UNM has made this guide a tremendous resource.

PHOTOGRAPHY

Dave Benyak, J.B. Gallegos, Tim March/Kim Jew Photography, Matt Dunn, Steve Bercovitch, Jesse D. Garrabrant NBAE/Getty Images, Frank McGrath, Steve Maikoski/USA Basketball, Vinnie Doosevic, Toby Jorin, Adolphe Pierre-Louis, Lou Capozzola, Roy Turenne, Fernando Medina, Brian Babineau, Nathaniel Butler, Andy Hayt, John Soohoo, Don Grayston, Layne Murdoch, Jeff Reinking, Bill Baptist, Kim Stallknecht, Lee B. Morgan of Eagle's Eye Photo, the UNM Library and selected National Basketball Association teams.

2014-15 Schedule

Date	Opponent	TV	Time/Score
11-1	Western N.M. (Ex.)	TBA	7 p.m.
11-7	Adams State (Ex.)	MWN	7 p.m.
11-14	Idaho State	ROOT	8 p.m.
11-16	Cal State Fullerton	ROOT	7 p.m.
<i>ESPN Puerto Rico Tip-Off</i>			
11-20	Boston College	ESPN2	3 p.m.
11-21	TBA	TBA	TBA
11-23	TBA	TBA	TBA
11-30	USC	CBSSN	2 p.m.
12-3	New Mexico State at Valparaiso	ESPN3	7 p.m.
12-6	at Valparaiso	ESPN3	6 p.m.
12-13	UL Monroe	ROOT	6 p.m.
12-17	Central Arkansas	ROOT	8 p.m.
12-20	at New Mexico State	ROOT	7 p.m.
12-23	at Grand Canyon	TBA	7 p.m.
12-31	Fresno State*	ESPN3	5 p.m.
1-3	Colorado State*	CBSSN	6 p.m.
1-6	at San Diego State*	CBSSN	9 p.m.
1-10	at Utah State*	ESPN3	7 p.m.
1-14	Air Force*	ROOT	7 p.m.
1-18	Boise State*	CBSSN	4 p.m.
1-21	at UNLV*	CBSSN	9 p.m.
1-24	at Wyoming*	ESPNU/3	8 p.m.
1-31	San Jose State*	ROOT	6 p.m.
2-4	at Air Force*	ROOT	7 p.m.
2-7	Utah State*	ROOT	4 p.m.
2-10	at Colorado State*	ESPNU/3	9 p.m.
2-14	at Nevada*	ESPNU/3	8 p.m.
2-17	San Diego State*	CBSSN	7:30 p.m.
2-21	UNLV*	CBSSN	4 p.m.
2-24	at Boise State*	ESPN	9 p.m.
2-28	at Fresno State*	ESPN2/U	TBA
3-7	Wyoming*	CBSSN	6 p.m.
<i>Mountain West Tournament</i>			
<i>(Thomas & Mack Center - Las Vegas, Nev.)</i>			
3-11	Opening Round	MWN	TBA
3-12	Quarterfinals	CBSSN	TBA
3-13	Semifinals	CBSSN	TBA
3-14	Championship	CBS	TBA

BOLD Denotes Home Games
 *Denotes Mountain West Game
 All times listed are Mountain Times
 Game times are subject to change

ON THE INSIDE

The Pit	1-2
Quick Facts/Schedule	3
More on The Pit	4-6
Facilities	7-8
Lobos in the Pros	9-11
Academics	12-13
University of New Mexico	14-15
This is Albuquerque	16-17

COACHING STAFF & PLAYERS

Head Coach Craig Neal	19-21
Associate Head Coach Lamont Smith	22
Assistant Coach Drew Adams	23
Assistant Coach Alan Huss	24
Director of Operations Cody Hopkins	25
Video Administrator Ben Sanders / Support Staff	26
Rosters	27
Player Pages	28-40

2013-14 SEASON REVIEW

2013-14 Season in Review	41-42
Statistics	43-48
Box Scores	49-57

RECORDS

Scoring	58-60
Rebounding	61-62
Field Goals	63-64
Three-Pointers	65-66
Free Throws	67-68
Assists/Blocks/Steals	69-71
Minutes/Fouls	72
Records in The Pit	73-74
Miscellaneous	75-76
National Rankings	77-78

HISTORY

Honors	79
1,000-Point Club	80-85
Top Moments/Coach/All-Time Team	86-87
Top-10 Games in The Pit	88
Bob King	89
Toby Roybal/Greg Brown	90
Conference/NCAA Stat Leaders	91
Season Superlatives	92
Year-by-Year Scoring Leaders	93-94
Year-by-Year Team Statistics	95-96
Conference Champions	97-102
Conference Tournament History	103-104
NCAA/NIT Tournament History	105-113
All-Time Lettermen	114-121
All-Time Head Coaches/Conf. Finishes	122
Year-by-Year Results	123-133
All-Time Opponents	134-146
Opponents by Conference	147

ADMINISTRATION/MEDIA INFORMATION

President Robert Frank/Univ. Admin	148
Vice-President for Athletics Paul Krebs	149
Media Outlets	150
Media Information	151-152
2013-14 Lobo Sports Recap	153-154
Arena Diagram/Tickets	155
Radio Chart	156

NEW MEXICO ATHLETICS

MISSION STATEMENT

The University of New Mexico athletics department is committed to student-athlete success and competitive excellence by creating an inclusive environment through recruiting, developing, and retaining quality people, providing a great fan experience, inspiring community engagement, and serving as a source of pride for New Mexico.

VISION STATEMENT

UNM Athletics aspires to be the premier institution in the Mountain West Conference and recognized as a national leader in intercollegiate athletics with an international reputation for excellence.

CORE VALUES

Student-Athlete Experience - We provide an environment that promotes personal, academic, athletic, and social development. We prepare Lobos for Life!
Integrity - We are honest, respectful, and accountable.

Excellence - We maximize our efforts and talents to ensure success of the Lobos.

Respect - We value the importance of diversity, fairness, goodwill, and sportsmanship.

Lobo Pride - We support an atmosphere that embraces school spirit, honors tradition, and develops Lobos for Life.

Community and Campus Engagement - We are dedicated to integrating our activities and volunteerism into campus life and the community.

THE PIT

BY THE NUMBERS



One of college basketball's most famous and recognizable buildings, University Arena is the home of New Mexico basketball.

The 2013-14 season was the 48th year that University Arena has served as home for Lobo hoops. The first game was played on Dec. 1, 1966, with New Mexico beating Abilene Christian 62-53. A total of 840 games have been played overall. The Lobos have come away the victor in 687 of those – good for a stunning .817 winning percentage.

What is even more impressive about UNM's home court is that almost 13 million fans have flocked into this sunken edifice to see their beloved Lobos play basketball. The exact figure stands at 12,957,127. The Lobos have averaged an astounding 15,425 fans the past 48 years, an amazing 95% of capacity.

The Lobos have finished second in the nation in attendance five times, third on four occasions and fourth six times.

The Pit is built in a 37-foot hole on Albuquerque's southeast mesa. First the roof was constructed, then the hole was dug and the Arena built. That all happened in 1966. The unique Behlen roof (338 by 300 feet) was set up by contractors and then 55,000 cubic yards of earth were removed. About 28,000 yards of concrete were poured in the initial construction, which allowed a seating capacity of 14,831. The cost – an incredibly economical \$1.4 million.

The Pit underwent a \$60 million renovation that has updated the facility. Modern amenities include 40 club suites, 365 club seats, new end zone video boards and ribbon boards, expanded concourses with additional restrooms and concession stands, new ticket office and Lobo Store, digital signage and interactive kiosks and a UNM Lettermen's Lounge. For the teams, new locker rooms for both men's and women's squads, a state-of-the-art strength and conditioning center, and new training facilities will allow the Lobos to continue their commitment to excellence.

ATTENDANCE IN THE PIT

Year	Total	G	Average	Natl. Rank	Rec.
1966-67	191,669	15	12,778	2nd	14-1
1967-68	214,563	18	11,920	5th	16-2
1968-69	191,309	14	13,665	3rd	12-2
1969-70	191,207	14	13,673	3rd	10-4
1970-71	212,168	15	14,144	2nd	10-5
1971-72	186,660	14	13,333	6th	12-2
1972-73	200,923	14	14,352	6th	13-1
1973-74	217,913	15	14,528	4th	15-0
1974-75	210,381	15	14,025	4th	11-4
1975-76	247,021	16	15,439	2nd	12-4
1976-77	283,865	18	15,770	2nd	15-3
1977-78	292,995	17	17,235	2nd	16-1
1978-79	276,941	17	16,291	3rd	15-2
1979-80	267,087	18	14,838	7th	6-12
1980-81	272,525	16	17,033	3rd	9-7
1981-82	264,404	16	16,525	4th	13-3
1982-83	277,677	17	16,334	4th	13-4
1983-84	314,029	20	15,701	7th	16-4
1984-85	324,941	20	16,248	4th	14-6
1985-86	306,908	18	17,050	4th	14-4
1986-87	360,988	23	15,695	8th	19-4
1987-88	333,369	21	15,875	9th	19-2
1988-89	344,023	20	17,201	8th	15-5
1989-90	332,580	20	16,629	8th	17-3
1990-91	295,042	17	17,355	7th	15-2
1991-92	312,091	20	15,605	11th	15-5
1992-93	258,308	16	16,144	7th	15-1
1993-94	286,419	17	16,648	8th	16-1
1994-95	321,691	20	16,085	9th	12-8
1995-96	320,517	20	16,026	9th	19-1
1996-97	309,122	18	17,173	6th	18-0
1997-98	282,002	16	17,625	7th	15-1
1998-99	347,721	20	17,386	6th	19-1
1999-00	328,867	20	16,443	8th	13-7
2000-01	311,940	19	16,418	8th	15-4
2001-02	312,090	19	16,426	7th	14-5
2002-03	258,161	17	15,186	12th	10-7
2003-04	264,227	18	14,679	15th	14-4
2004-05	271,864	19	14,309	14th	18-1
2005-06	227,575	17	13,387	21st	15-2
2006-07	231,346	18	12,853	23rd	13-5
2007-08	258,493	18	14,361	18th	16-2
2008-09	251,883	18	13,994	17th	16-2
2009-10	244,718	18	13,595	22nd	17-1
2010-11	247,689	17	14,570	16th	14-3
2011-12	231,282	16	14,455	16th	14-2
2012-13	240,351	16	15,022	16th	15-1
2013-14	228,176	15	15,212	16th	13-2
Totals	12,957,127	840	15,425	---	687-153

NEW MEXICO'S TOP HOME COURT WINNING STREAKS

Streak	Start	End	Opponent
41	Feb. 10, 1996 (UTEP)	Feb. 26, 1998	Brigham Young
24	Dec. 3, 1973 (Oregon State)	Jan. 25, 1975	Brigham Young
22	Dec. 28, 2004 (Miss. Valley St.)	Feb. 1, 2006	Brigham Young
21	Dec. 21, 1991 (Tennessee St.)	Jan. 21, 1993	Colorado State
19	Jan. 10, 2009 (Air Force)	Jan. 9, 2010	UNLV
17	Feb. 15, 1990 (Brigham Young)	Jan. 5, 1991	Wyoming
17	Jan. 4, 1978 (Puget Sound)	Dec. 30, 1978	Idaho State
16	Jan. 13, 2010 (Utah)	Jan. 15, 2011	San Diego State
16	Mar. 3, 1966 (Arizona) *	Mar. 4, 1967	Wyoming
16	Dec. 16, 1967 (Pepperdine)	Mar. 15, 1968	Santa Clara
16	Nov. 13, 1998 (DePaul)	Feb. 1, 1999	Utah
13	Nov. 29, 1972 (Cal Poly-Pomona)	Feb. 23, 1973	Wyoming
13	Nov. 20, 1987 (Weber State)	Jan. 23, 1988	Brigham Young
13	Feb. 28, 1963 (Utah)	Feb. 8, 1964	Texas-El Paso
13	Feb. 15, 1964 (Wyoming)	Jan. 16, 1965	Wyoming
12	Feb. 19, 2000 (Utah)	Jan. 6, 2001	New Mexico St.
12	Dec. 18, 1993 (UT-Pan Am)	Nov. 17, 1994	San Francisco

*Started at Johnson Gym and ended at The Pit

NEW MEXICO'S TOP-10 CROWDS IN THE PIT

No.	Attendance	Opponent	Date	Score
1.	19,452	Nevada-Las Vegas	Jan. 17, 1976	L, 80-73
2.	18,796	Arizona	Feb. 9, 1978	W, 103-85
3.	18,676	Arizona	Jan. 24, 1976	L, 80-79
4.	18,670	Arizona State	Feb. 11, 1978	W, 103-93
5.	18,614	Nevada-Las Vegas	Jan. 17, 1978	W, 89-76
6.	18,490	New Mexico State	Dec. 9, 1975	W, 85-70
7.	18,372	Texas-El Paso	Jan. 28, 1984	L, 60-59
8.	18,309	New Mexico State	Dec. 20, 1986	W, 64-50
9.	18,192	Texas-El Paso	Jan. 25, 1986	L, 71-70 OT
10.	18,188	Arizona State	Jan. 23, 1976	W, 65-63

THE PIT

WHAT THEY ARE SAYING



“What a terrific atmosphere for college basketball. Great building...great history...18,000 screaming fans.
IT’S BIG TIME HOOPS, BABY!
 - Dick Vitale
 ESPN



“What a homecoming for all of us at CBS. The Final Four in 1983 was so special, but even then, we didn’t get to experience the real home crowd and spirit of the Lobo fans. Our return for the Utah game (an 87-71 UNM victory on Feb. 1, 1997) was fantastic; outstanding basketball environment that rivals any in the country.”
 - Billy Packer - CBS Sports



“I consider the game we played in Albuquerque in 1978 one of the most exciting of my career. The Pit is the toughest place to play because of the tremendous atmosphere.”

Jim Boeheim - Syracuse



“When you go into a place like The Pit there will be challenges different from a regular road game. The crowd can dictate the tempo and momentum. The Pit crowd forces you to be patient

Lute Olson - Arizona

MEDIA SPOTLIGHT

THE STORY IN TOWN



Doug Gottlieb of CBS College Sports talks with Alex Kirk after UNM's victory over San Diego State.



Nearly 15,000 fans came out to watch the Lobos and Davidson play on ESPN at midnight as a part of the ESPN 24 Hours of College Basketball Marathon.

As the flagship institution for the state of New Mexico, UNM is always in the spotlight. Athletics are no exception as Lobo sports are followed passionately throughout the Land of Enchantment. Most of the state's largest newspapers, television and radio stations, and numerous fan websites are devoted to covering UNM athletics. Lobo basketball is THE biggest game in New Mexico and the marquee sporting attraction for the nearly 800,000 people in the Albuquerque metro area.

With Craig Neal at the helm, UNM is more popular than ever in terms of broadcasting. UNM will play every game on television, all either regionally or nationally, including several marquee appearances on ESPN2.



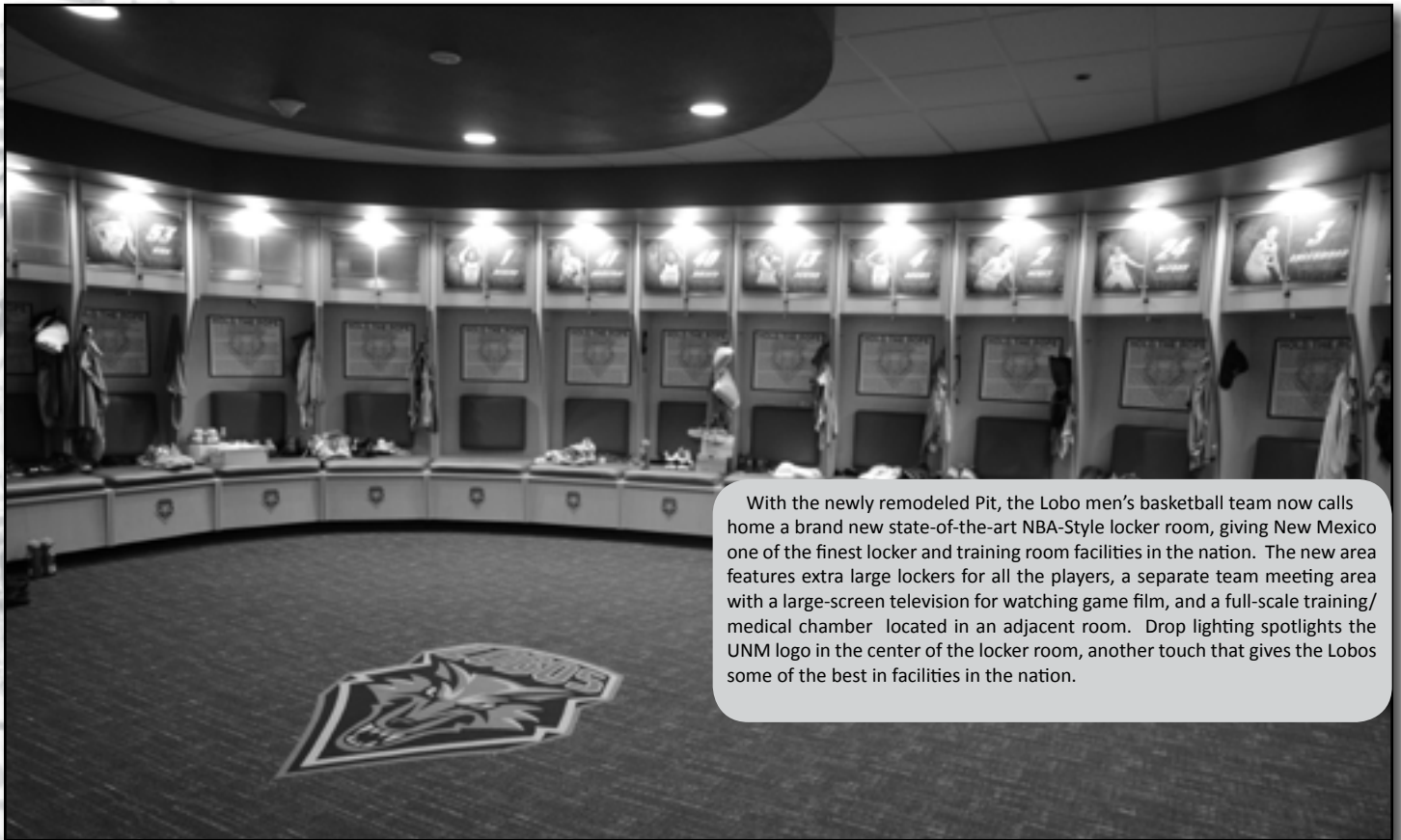
Legendary announcer Tim Brando worked with Dan Bonner for the national telecast from The Pit. Brando called The Pit the best college basketball arena in the country.



The hiring of Coach Craig "Noodles" Neal was celebrated by the Lobo fan base. At his press conference, held in the beautiful Club Level of The Pit, hundreds of fans, media, and well-wishers came out for the official announcement. It was Coach Neal's first public speaking engagement as head coach, and it showcased his passionate style, his honesty, and his love of Albuquerque.

LOCKER ROOM

HOME OF THE LOBOS



With the newly remodeled Pit, the Lobo men's basketball team now calls home a brand new state-of-the-art NBA-Style locker room, giving New Mexico one of the finest locker and training room facilities in the nation. The new area features extra large lockers for all the players, a separate team meeting area with a large-screen television for watching game film, and a full-scale training/medical chamber located in an adjacent room. Drop lighting spotlights the UNM logo in the center of the locker room, another touch that gives the Lobos some of the best in facilities in the nation.



DAVALOS CENTER

PRACTICE FACILITY



The Rudy Davalos Basketball Center was officially dedicated on April 14, 2006, in front of nearly 400 patrons, including former New Mexico Gov. Bill Richardson and numerous athletics administrators and coaches from around the nation.


The \$4.2 million facility - funded by Richardson - was named after the Lobos' outgoing athletics director by the University of New Mexico Board of Regents.

The sparkling 26,000-square-foot facility located adjacent to The Pit houses operations for Lobo men's basketball. It includes practice courts, coaches' offices, a video control room and theater, and a multi-purpose room for special events. The facility was utilized for the NCAA Men's Basketball Tournament Second & Third Rounds hosted by UNM in 2012.

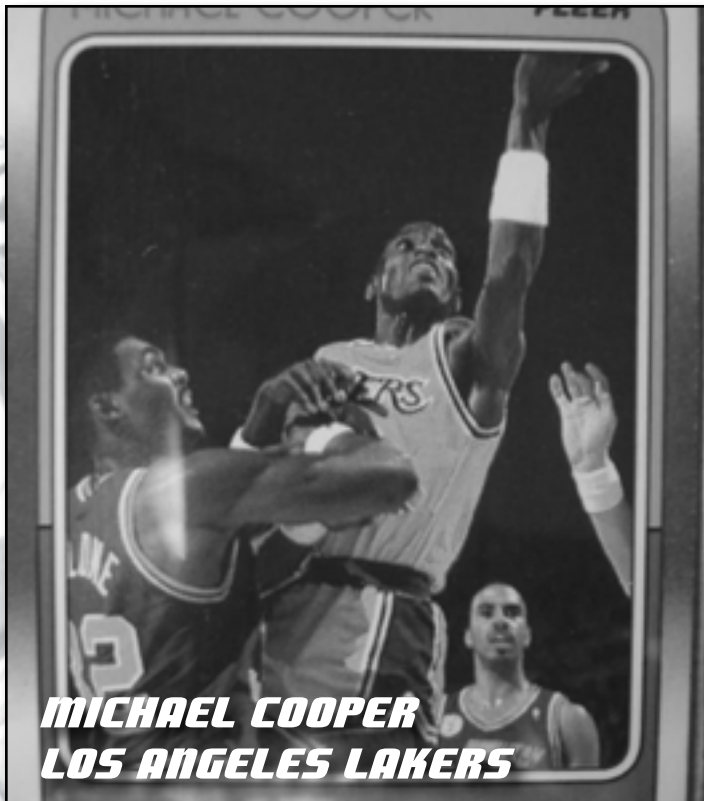


LOBOS IN THE PROS

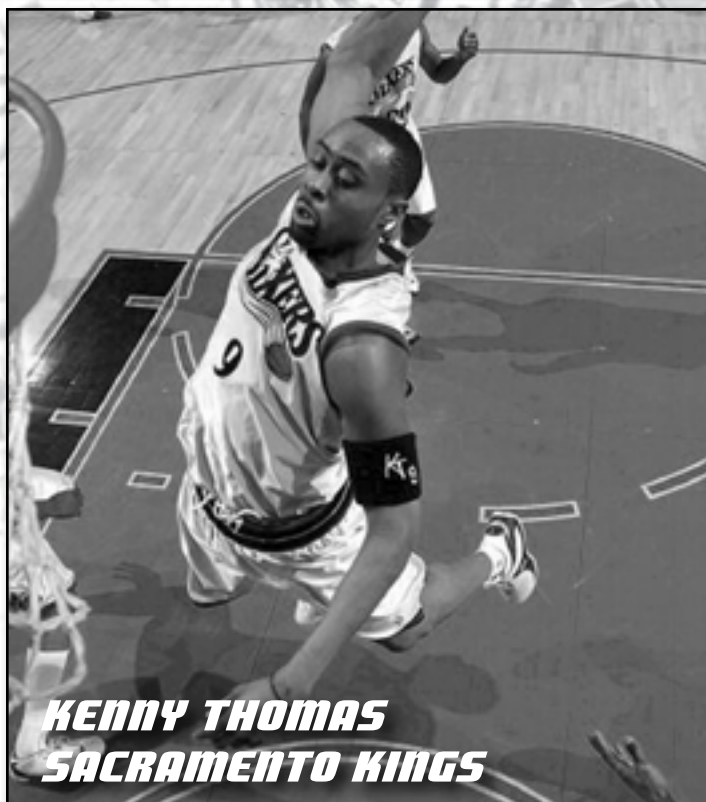
NBA LOBOS



DANNY GRANGER
INDIANA PACERS



MICHAEL COOPER
LOS ANGELES LAKERS



KENNY THOMAS
SACRAMENTO KINGS

FIRST ROUND PICKS

In the history of the basketball program at the University of New Mexico, 30 Lobos have been chosen in the NBA Draft. Below is a list of 1st-round draft picks:

• Tony Snell	20th	Chicago Bulls	2013
• J.R. Giddens	30th	Boston Celtics	2008
• Danny Granger	17th	Indiana Pacers	2005
• Kenny Thomas	22nd	Philadelphia 76ers	1999
• Charles Smith	26th	Miami Heat	1997
• Luc Longley	7th	Minnesota Timberwolves	1991
• Greg Howard	10th	Phoenix Suns	1970
• Mel Daniels	9th	Cincinnati Royals	1967

LOBOS IN THE PROS

ON DRAFT DAY



Danny Granger is congratulated by NBA Commissioner David Stern after being selected as the 17th pick by the Indiana Pacers in the 2005 NBA Draft.



Luc Longley is congratulated by NBA Commissioner David Stern after being selected as the seventh player taken in the 1991 NBA Draft.



J.R. Giddens was taken with the 30th pick in the first round of the 2008 NBA Draft by the World Champion Boston Celtics.



Former Lobo Tony Snell poses in his new digs at Media Day for the Bulls. Snell was the 20th selection of the 2013 draft by Chicago.




Cameron Bairstow became the second Lobo in as many years to be drafted by the Chicago Bulls. The 49th overall pick reunited with former Lobo Tony Snell.

LOBOS IN THE PROS

A LONG HISTORY




After two years at UNM, Michael Cooper went on to have a stellar career with the Los Angeles Lakers.



Mel Daniels, originally drafted by the Cincinnati Royals, was an All-Star with the Indiana Pacers.



Ruben Douglas (2001-03) is a veteran of Europe's top professional leagues.



Alfred Neale (2004-05) was the eighth overall pick by Sioux Falls in the 2005 CBA Draft.

LOBOS IN THE NATIONAL BASKETBALL ASSOCIATION DRAFT

Year	Player	Pos.	Rd./Pick	Team	Years at UNM
2014	Cameron Bairstow	F	2/49	Chicago Bulls	2010-14
2013	Tony Snell	G	1/20	Chicago Bulls	2010-13
2010	Darlington Hobson	G	2/37	Milwaukee Bucks	2009-10
2008	J.R. Giddens	G	1/30	Boston Celtics	2006-08
2005	Danny Granger	F	1/17	Indiana Pacers	2003-05
1999	Kenny Thomas	F	1/22	Houston Rockets	1996-99
1997	Charles Smith	G	1/26	Miami Heat	1993-97
1991	Luc Longley	C	1/7	Minnesota Timberwolves	1987-91
1987	Kelvin Scarborough	G	6/123	Denver Nuggets	1983-87
1986	Johnny Brown	F	7/146	Los Angeles Clippers	1984-86
1984	Tim Garrett	F	7/145	Washington Bullets	1982-84
1984	Phil Smith	G	4/89	Detroit Pistons	1980-84
1981	Kenny Page	F	5/96	Cleveland Cavaliers	1979-81
1980	Larry Belin	C	5/102	Portland Trail Blazers	1978-79
1980	Everette Jefferson	G	6/130	Houston Rockets	1978-80
1979	Phil Abney	F	6/113	New York Knicks	1977-79
1979	Russell Saunders	G	10/200	Kansas City Kings	1977-79
1978	Michael Cooper	G	3/60	Los Angeles Lakers	1976-78
1978	Willie Howard	F	7/139	New Orleans Jazz	1977-78
1978	Marvin Johnson	F	2/31	Chicago Bulls	1976-78
1974	Bernard Hardin	F	5/74	Portland Trail Blazers	1972-74
1973	Darryl Minniefield	F	4/53	Philadelphia 76ers	1971-73
1971	Willie Long	C	2/35	Cleveland Cavaliers	1968-71
1970	Ron Becker	F	10/168	Baltimore Bullets	1967-70
1970	Greg Howard	F	1/10	Phoenix Suns	1967-69
1969	Ron Sanford	F	4/51	Cincinnati Royals	1967-69
1968	Ron Nelson	G	3/26	Baltimore Bullets	1966-68
1967	Mel Daniels	F	1/9	Cincinnati Royals	1964-67
1967	Ben Monroe	F	12/127	Los Angeles Lakers	1965-67
1967	Bill Morgan	F	11/119	San Francisco Warriors	1965-67
1964	Ira Harge	C	2/11	Philadelphia 76ers	1962-64
1956	Toby Roybal	G	NA	New York Knicks	1953-54, 1955-56

ACADEMIC SUCCESS



Roman Martinez
(also named to 2009 ESPN the Magazine Academic All-District VI First Team)

*2009-10 Academic All-Mountain West

*2009-10 Mountain West Scholar-Athlete

*CoSIDA/ESPN The Magazine First Team Academic All-District

*CoSIDA/ESPN The Magazine Second Team Academic All-America

*Chip Hilton Award Winner



NATALIE WILLIAMS **ACADEMIC ADVISOR**

Natalie Williams was named Student Success Manager for New Mexico Men's and Women's Basketball during the 2012-13 academic year. She oversees the academic support services for both programs, which include developing class schedules, assisting with major selection and coordinating tutoring services among other tasks.

Williams came to the University of New Mexico after spending three years as an Academic Advisor and Compliance Assistant at Southeast Missouri State University. At SEMO, she coordinated academic services for the Redhawk men's basketball, women's soccer, volleyball and softball teams.

She began her career in college athletics as a Public Relations Assistant for the Southern Conference in Spartanburg, South Carolina. Williams was the primary conference media contact for a handful of the conference's sports while also assisting with media operations and game management.

Williams earned a B.A. in English and Journalism from Ole Miss in 2005. She also holds a master's degree in Higher Education from Southeast Missouri State. Originally from Ironton, Missouri, Williams resides in Albuquerque.

New Mexico student-athletes have had a cumulative grade point average of 3.00 or better in 19 of the last 20 semesters. Lobo Basketball posted a team gpa of 2.94 in the spring of 2014, which was an eight-year high for the program.

The Lobo Center for Student-Athlete Success Mission

The Lobo Center for Student-Athlete Success, in conjunction with the University of New Mexico, provides support services for prospective, current, as well as former student-athletes in an effort to increase academic and personal success. Student-athletes are encouraged to develop personal responsibility, intelligent decision making, and leadership skills through the provision of educational experiences both inside and outside of the classroom. The Lobo Center also celebrates the academic and civic achievements by our student-athletes.

Academic Excellence

The goal for each student-athlete is to reach and receive the highest-quality education and a degree. The responsibility of the academic center is to oversee the educational development and progress toward graduation for all student-athletes.



Student-Athlete Success Center



Student-Athlete Success Center



ACADEMIC SUPPORT

ACADEMIC SERVICES OFFERED

STUDY HALL

The study halls are sport specific and designed to accommodate each athletic team in a structured and professional academic setting. The atmosphere is intended to foster an environment that is conducive to learning and group facilitation.

ATHLETIC COMPUTER LABS

The athletic computer lab is an academic aid to student-athletes, and its primary purpose is to facilitate the scholastic pursuits of student-athletes at the University of New Mexico. Laptop computers are available to all student-athletes when they are on the road traveling for competition.

LEARNING DISABILITIES SUPPORT LEARNING STRATEGIST

The Center also has an in-house Learning Strategist devoted to providing support to student-athletes who have been diagnosed with a learning disability as well as those who need additional instruction in specific content areas and general study skills.

BOOKS ON LOAN

A benefit of being a student-athlete on scholarship is an in-house bookroom where student-athletes can get their textbooks for their classes.

ACADEMIC MONITORING


Student-athlete progress is monitored by the Center. Three times a semester instructors will provide feedback on student-athletes academic progress.

ACADEMIC ADVISEMENT

Each student-athlete at UNM is required to meet with their athletic academic advisor at least once a semester for class registration advisement.



Devon Williams working with one of the many tutors in the Student Success Center.



Obij Aget on a computer in one of the study kiosks in the Student Success Center. The Student Success Center contains not just a computer lab, but study kiosks that have computer stations wired to the internet.



THIS IS UNIVERSITY OF NEW MEXICO



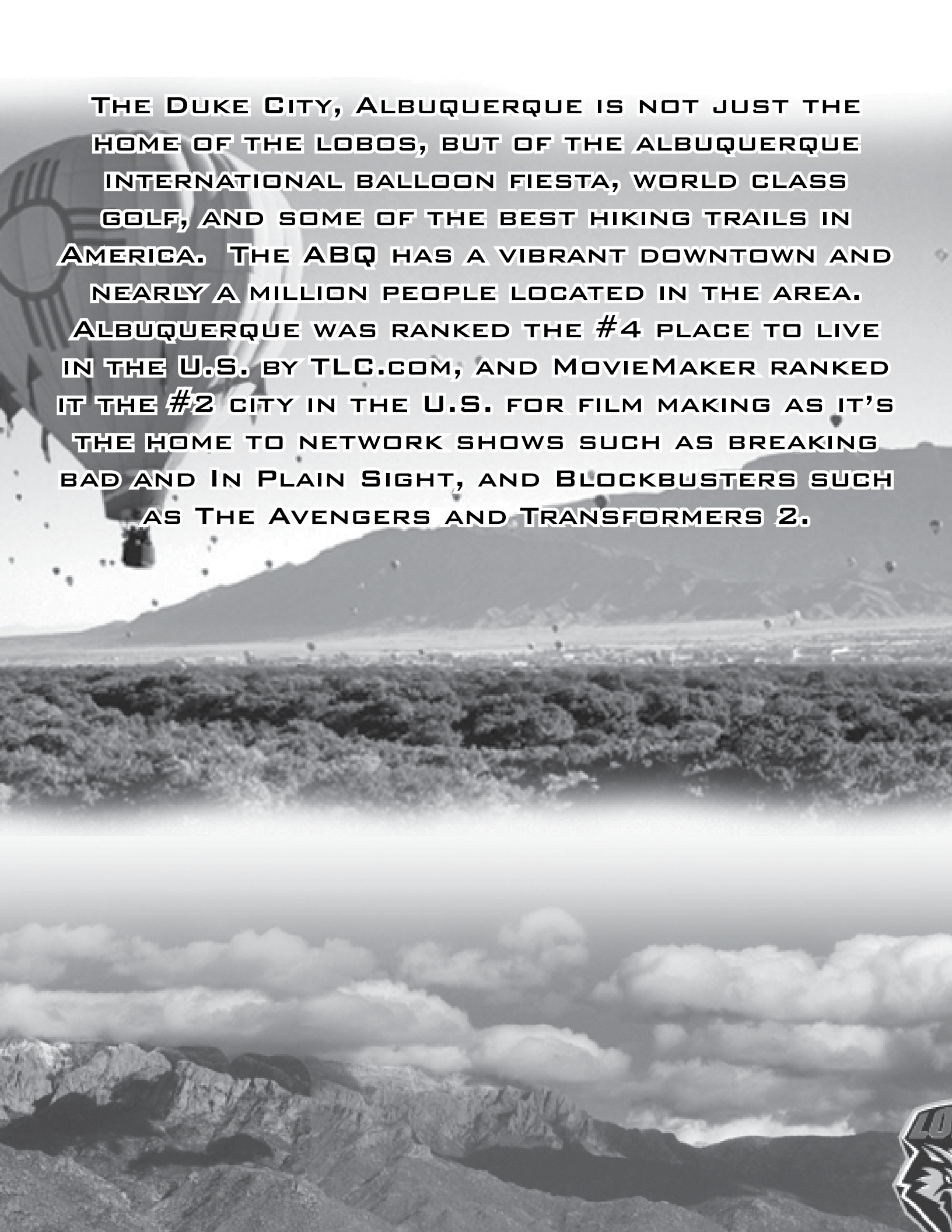
FOUNDED IN 1889, THE UNIVERSITY OF NEW MEXICO NOW OCCUPIES 600 ACRES ALONG OLD ROUTE 66 IN THE HEART OF ALBUQUERQUE. THE UNIVERSITY IS THE STATE'S FLAGSHIP RESEARCH INSTITUTION. UNM RESEARCH INJECTS MILLIONS OF DOLLARS INTO NEW MEXICO'S ECONOMY, FUNDS NEW ADVANCEMENTS IN HEALTHCARE, AND AUGMENTS TEACHING - GIVING STUDENTS VALUABLE HANDS-ON TRAINING IN STATE-OF-THE-ART LABORATORIES.





THIS IS ALBUQUERQUE





THE DUKE CITY, ALBUQUERQUE IS NOT JUST THE HOME OF THE LOBOS, BUT OF THE ALBUQUERQUE INTERNATIONAL BALLOON FIESTA, WORLD CLASS GOLF, AND SOME OF THE BEST HIKING TRAILS IN AMERICA. THE ABQ HAS A VIBRANT DOWNTOWN AND NEARLY A MILLION PEOPLE LOCATED IN THE AREA. ALBUQUERQUE WAS RANKED THE #4 PLACE TO LIVE IN THE U.S. BY TLC.COM, AND MOVIE MAKER RANKED IT THE #2 CITY IN THE U.S. FOR FILM MAKING AS IT'S THE HOME TO NETWORK SHOWS SUCH AS BREAKING BAD AND IN PLAIN SIGHT, AND BLOCKBUSTERS SUCH AS THE AVENGERS AND TRANSFORMERS 2.



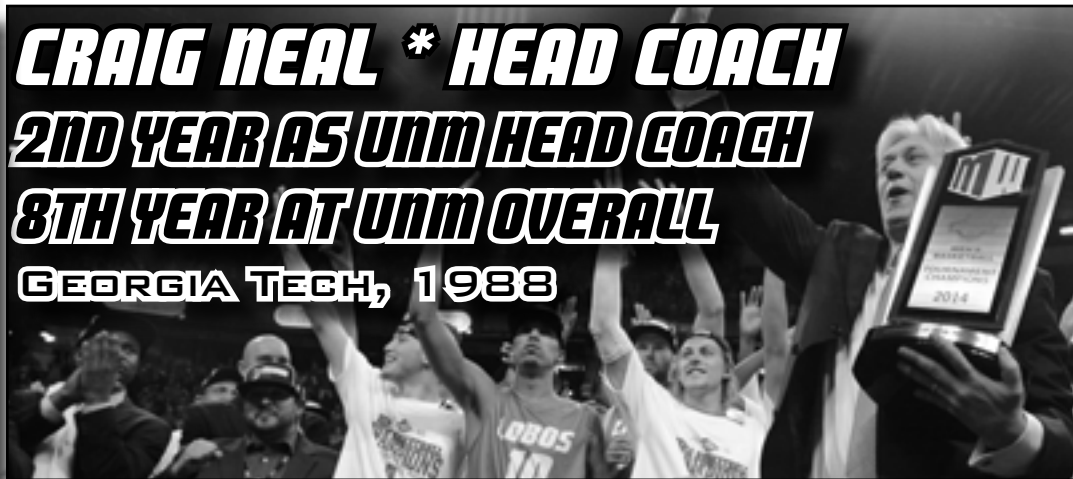
PREPARE 
FOR COMBAT

**DRIVE HARD TO THE HOOP,
SLOW DOWN FOR NO ONE**

LeBron James is wearing NIKE Pro Combat Hyperstrong Compression Basketball Socks, NIKE Pro Combat Hyperstrong Basketball V2 Shorts, Hyperstrong Elbow Sleeve and the NIKE Soldier Vapor 2.



CRAIG NEAL * HEAD COACH
2ND YEAR AS UNM HEAD COACH
8TH YEAR AT UNM OVERALL
GEORGIA TECH, 1988



Craig Neal will enter his second season as the head coach of the New Mexico Lobos, and it will be his eighth year overall at the university, after spending six years as New Mexico's Associate Head Coach. Neal was named the 20th head coach of the Lobos on April 2, 2013 and was introduced to a pack house of media members and fans a day later. Neal was the right-hand man of former coach Steve Alford for the past six years at New Mexico, and the previous three years before UNM at the University of Iowa.

In his first year, all Neal did was become the first rookie coach in UNM history to lead the team to the NCAA Tournament in his first year, breaking the record for wins by a rookie head coach with 27, as the Lobos went 27-7. The 27 wins were not only the best by a rookie head coach and the fifth-most in school history.

Neal also became the first UNM rookie head coach to lead a team to a conference tournament title as UNM won its third straight Mountain West Tournament. The Lobos are now the only team in league history to win three-straight tournament titles.

CRAIG NEAL NOTES

*Became first UNM head coach to take the Lobos to the NCAA Tournament in his first year as head coach.

*Picked up the nickname "Noodles" when he was at Georgia Tech because of his skinny frame (6-4, 140 lbs.). Dick Vitale mentioned it during a national ESPN telecast, and as Neal says "Once Dickie V got a hold of it, it sort of stuck."

*Spent five seasons as a scout for the Toronto Raptors and three as an assistant coach. He scouted and recommended Toronto draft Tracy McGrady and Vince Carter. All told he spent 16 years in professional basketball, including stints with the Miami Heat, Portland Trailblazers, and Denver Nuggets as a player.

*One of the greatest point guards in Georgia Tech history, he still ranks in the career top 20 at Georgia Tech in assists (3rd, 659), assists per game (5th, 5.2), steals (13th, 127), games played (4th, 127), and minutes played (20th, 3,095).

He was a finalist for a pair of national coaching honors: the Joe B. Hall Award as the nation's top rookie coach, and the Jim Phelan Award for national coach of the year.

The season just adds to Neal's growing collegiate resume' In his now 10 years in college basketball, Neal's teams at UNM and Iowa have averaged 24.5 wins per year with nine seasons of 20 wins or more and nine postseason berths, including six trips to the NCAA Tournament.

UNM was nationally ranked in the preseason for the first time since the 1999 season, and the Lobos finished the season ranked No. 17 in the AP poll and as the first team receiving votes in the Coaches Poll. UNM also went 2-2 against nationally ranked teams in 2013-14, including a 2-1 record against the top-10.

After his first season, Neal was given a two-year extension after the season by Vice President of Athletics Paul Krebs, and is now signed through the 2019-20 season.

At his introductory press conference, Neal stated, "I'm truly honored to be the head coach at the University of New Mexico. Over the past six years my family and I have been overwhelmed by the support we have received in this community. Coach Alford allowed me the opportunity to really make an impact on this program, and I'm excited to continue building on what we started six years ago."

"We are excited that Craig Neal will be our next basketball coach," said Krebs. "We did a tremendous amount of work and research in a very short time. Craig was a major part of a staff that has not only won championships but graduated



The Neal Family: Janet and Craig, with sons Cullen and Dalton



Craig Neal celebrates during his team's win over Fresno State in the semifinals of the 2014 MW Tournament.

student-athletes, raised our academics to record levels, and poured a tremendous amount of energy into our community in the form of service projects. Craig probably had as much freedom with our program in making decisions as any associate head coach in the country, and his time working with Coach Alford has prepared him fully for this task."

Said President Robert Frank, "Coach Neal understands what being a Lobo is all about. He impressed me with his vision, dedication, and passion for leading here."

Known throughout the college basketball landscape as "Noodles", a nickname he received in high school due to his thin stature, Neal had been actively involved in all facets of the program in his six years as associate head coach, from on-the-floor coaching to all of the behind-the-scenes work for a major college basketball program. Neal is considered one of the finest tactical coaches in the nation, as his diverse background in the collegiate and professional ranks afforded him a chance to learn and coach on many stages. Neal is heavily involved in the UNM offensive setup, and he is well respected nationally for his recruiting ability, game strategy, and knowledge of the game.

The Lobos flourished with Neal in the associate head coach role, winning 155 games over those six seasons, the most successful six-year period in school history. Neal, who handled the offense for the Lobos, has helped New Mexico consistently finish at the top of the conference in most offensive statistics.

The Lobos have finished in the top four in scoring offense in each of the past seven seasons, and in top four in both scoring margin and field goal percentage. UNM has also finished in the top four in assists in all six years, and in the top three in assist-turnover ratio as well.

With New Mexico Neal has been a part of four of the five of the winningest teams in school history, as the 2009-10 team won a school record 30 games, the 2012-13 team won 29 games, and the 2011-12 team tied for the third-most wins in school history with 28. With him at the helm, UNM won 27 last season.

Iowa posted a 63-35 record while Neal was on staff, including consecutive trips to the NCAA Tournament. The Hawkeyes won 25 games in 2005-06, the second highest total in school history. They also captured the Big Ten Conference tournament title, set a school record with 10 wins over top 25 opponents and ran off a school-record 18-game winning streak in Carver-Hawkeye Arena, winning all 17 home games in 2005-06. Neal was instrumental in Iowa's recruiting efforts. More than one publication ranked the 2006-07 class as one of the top 10 catches in the nation.

Neal served as an assistant coach with the Raptors from 2000-03 and was involved in scouting and player development in 2003-04. With Toronto he served under Lenny Wilkens, the winningest coach in NBA history. He was also a Toronto scout for four seasons before becoming an assistant coach in 2000.

Neal was a scout in North America and Europe for one year before joining the Iowa staff, scouting high school, junior college, college and European players for the NBA Draft and for trade possibilities. He was also involved with development of current roster players, recruiting of free agents and selecting players for summer league and training camps.

As an assistant coach from 2000-03, Neal was involved with practice preparation, advance scouting, and the preparation and implementation of opponent scouting reports. He managed and directed Toronto's player development program, both during the season and the summer. Neal coached Toronto's summer league team for three years and was the lead coach in directing all Raptor college pre-draft workouts. His duties also included assisting with the operations budget, working with advance scouting team and coordinating schedules for Toronto scouts.

Neal was a two-year starter at Georgia Tech in the mid-1980s. He earned all-Atlantic Coast Conference honors as a senior in 1988 when he set the ACC single-season record with 303 assists. Neal's playing career at Tech spanned five seasons, as he was limited to just four games in 1984-85 due to injury. He averaged 7.7 points as a senior. Neal averaged a league-best 9.5 assists per game (11.6 in conference games) that season, which still stands as a single-season record at Georgia Tech. His 659 career assists was a school record at the time and now ranks third best at Tech. Neal's 5.2 career assist average is fourth best at Tech and his 127 career steals is the 11th best total at the school.

Neal was a member of five Yellow Jacket teams that advanced to postseason play, including an NIT appearance in 1984 and NCAA Tournament berths the following four years. Tech advanced to the regional final in 1985 before losing to top-seed Georgetown, and the Sweet Sixteen in 1986. After a first round loss in 1987, Georgia Tech defeated Iowa State in 1988 before falling to Richmond in the second round. Neal earned his bachelor's degree in management from Georgia Tech in 1988.

The native of Washington, Ind., played prep basketball at Washington High School, for his father, Stan. Craig earned all-America recognition and was a member of the Indiana All-Star team following his senior year in 1983. Neal played eight professional seasons in the NBA, CBA and Europe, beginning in Portland where he was a third-round draft pick of the Blazers in 1988. He also played in Miami and Denver

CRAIG NEAL PROFILE

Born: Feb. 16, 1964, in Washington, Ind.

High School: Washington HS; Washington, Ind.

College:

1984-88 Georgia Tech
B.A., Management '88

Playing Experience:

1984-88 Georgia Tech
1988-89 Portland Trailblazers (NBA)
Miami Heat (NBA)
1989-90 Columbus Horizon (CBA)
1990-91 Denver Nuggets (NBA)
1991-92 Rapid City Thrillers/Omaha Racers (CBA)
1992-94 Fort Wayne Fury (CBA)
1994-95 Fort Wayne Fury (CBA) Player/Coach

Coaching Experience:

1996-00 Toronto Raptors Scout
2000-04 Toronto Raptors Assistant Coach
2004-07 University of Iowa Associate Head Coach
2007-13 University of New Mexico Associate Head Coach
2013- University of New Mexico Head Coach

Personal:

Wife: Janet
Children: Sons Cullen and Dalton.

in the NBA and played in three championship series while competing in the CBA. Neal served as a player and coach in his final season in the CBA (1994-95) before joining the Toronto organization. He was involved in professional basketball for 16 years.

Neal was involved with the NBA's Team Up community service program in Toronto. He founded the Craig Neal/Grant Delagrang benefit golf tournament in Fort Wayne, Ind., with proceeds dedicated to schools for autistic and Down Syndrome children.

Neal was born February 16, 1964. He and his wife, Janet, have two sons, Cullen and Dalton.





LAMONT SMITH

ASSOCIATE HEAD COACH

2ND YEAR AT NEW MEXICO

SAN DIEGO, 1999



Lamont Smith enters his second season with the University of New Mexico as Associate Head Coach. Smith has brought with him plenty of west coast and regional recruiting ties, plus a reputation for developing student-athletes and being one of the hot up-and-coming coaches in the collegiate ranks.

Last season the Lobos became one of the nation's best defensive teams over the final half of the season, allowing just 66.1 points per game. For the third straight year, the Lobos held opponents under 40% shooting, as it shot just .389 from the field. The Lobos also finished the season ranked third in 2-pt defense at 41.1 percent.

New Mexico had a streak of 13 consecutive opponent held under its average to end the regular season, including a streak of six straight opponents held under 60 points, the longest streak in almost 50 years. UNM's scoring defense dropped almost 15 points over the course of the season with Smith handling the defensive calls in his first season with the program.

Smith spent 2012-13 with the University of Washington under Lorenzo Romar, where the Huskies went 18-16 overall and 9-9 in league play, advancing to the NIT, where Washington lost at BYU. Last season was the second time that Smith had coached with Romar, as he got his start in coaching as a graduate assistant at Saint Louis from 1999-2001 when Romar was the coach of the Billikens.

Smith, a native of The Colony, Texas, was a graduate assistant coach at Saint Louis. Smith's duties with the Billikens included coordinating the team's video editing and film exchange, while assisting with team recruiting, scouting and strength and conditioning programs.

Washington was Smith's second Pac-12 stop after spending four seasons (2008-12) at Arizona State. While at Arizona State, the Sun Devils had a pair of 20-win seasons with Smith on the bench and advanced to the NCAA Second Round in 2009. Smith also played a vital role in developing 2009 Pac-10 Player of the Year James Harden.

Prior to joining Herb Sendek's staff at Arizona State, Smith was at Santa Clara from 2007-08 as Kerry Keating's top assistant. He helped recruit one of the top classes in the West Coast Conference during his time with the Broncos. Smith spent 2001-2007 as an assistant on the staff of Randy Bennett at Saint Mary's before joining Santa Clara. Bennett and Smith knew each other from their time on Romar's Saint Louis staff.

Saint Mary's was 2-27 the year before Bennett and Smith arrived, and the Gaels won nine games the first year, 15 the second, 19 in the third and a then-school record 25 in 2004-05. The 2004-05 team made the NCAA Tournament for just the third time in the history of the program while the 2003-04 team set a school record by scoring 2,377 points. In the first four seasons he was at SMC, the Gaels led the WCC in

scoring defense.

Smith earned a Bachelor of Arts degree in communications from the University of San Diego in 1998 and was a member of the men's basketball team from 1994-99. He was named the Toreros' Defensive Player of the Year in 1997 and 1999 and served as the team captain from 1997-99. His brother Jacori Greer was a standout defensive end at New Mexico under Bob Davie, and is currently a volunteer assistant coach.

LAMONT SMITH PROFILE

Born: Oct. 19, 1975, in Blytheville, Arkansas.

College: San Diego
B.A., Communications '99

Playing Experience:
1994-99 University of San Diego

Coaching Experience:
1999-01 Saint Louis Graduate Assistant Coach
2001-07 Saint Mary's Assistant Coach
2007-08 Santa Clara Assistant Coach
2008-12 Arizona State University Assistant Coach
2012-18 University of Washington Assistant Coach
2013- University of New Mexico Associate Head Coach





DREW ADAMS
ASSISTANT COACH
4TH YEAR AT NEW MEXICO
TENNESSEE, 2009



Drew Adams begins his third season as Assistant Coach for the New Mexico Lobos after spending 2011-12 as the Director of Basketball Operations. He came to UNM after one year at the University of Indiana, where he was both operations director and video coordinator. As an assistant coach, Adams handles all forms of on the court coaching in-game and at practices. He also has a major role in pregame scouting and setting up scouting reports.

Adams' attention to detail in terms of scouting opponents, and his growing reputation as a recruiter have made him a valuable member of the Lobo program. When first coming to UNM, Adams handled many of the teams' administrative duties on the road, including all facets of travel, and overseeing academics, working with UNM's academic advising office. Adams also has an active role in UNM's summer camps, and oversaw the office when coaches are out on the road recruiting.

Handling the logistics for a Division I basketball program, Adams was a key reason in UNM setting a school record with 14 wins away from home in 2011-12. Adams' worked closely with the staff in making sure they had all the amenities on the road to allow the Lobos to maintain a high level of success. At Indiana, Adams spent one year as the Coordinator of Basketball Systems before being promoted to the position of Director of Operations/Video Coordinator. In that role Adams had oversight of all video operations as it pertains to practice and game coverage, opponent film exchange, and scouting.

Adams came to IU after serving two years as a student assistant at the University of Tennessee. During his time at UT, the Volunteers reached the NCAA Tournament twice and obtained the first number-one ranking in school history (2007-08). Prior to his time in Knoxville, Adams played one year at Iowa under Steve Alford and Craig Neal.

Adams spent two seasons (2004-2006) at Florida Community College of Jacksonville where he was team captain as a sophomore before transferring to Iowa. He also has coached on the AAU level for the Indiana Elite program. Adams is a 2004 graduate of Bloomington High School South, where he spent three years playing for head coach J.R. Holmes. During his senior season at South, the Panthers won Conference Indiana and he was selected as team captain, was the team's leading scorer and was an all-conference selection. He earned his bachelor's degree in sports management from Tennessee in 2009.

DREW ADAMS PROFILE

Born: March 12, 1985, in Bloomington, Ind.

High School: Bloomington High School South, Bloomington, Ind.

College:
 2004-06 Florida Community College
 2006-07 University of Iowa
 2007-09 University of Tennessee
 B.A., Sports Management '09

Playing Experience:
 2004-06 Florida Community College
 2006-07 University of Iowa

Coaching Experience:
 2008-10 University of Tennessee Student Assistant
 2010-11 University of Indiana Director of Operations
 2011-12 University of New Mexico Director of Operations
 2012- University of New Mexico Assistant Coach





ALAN HUSS

ASSISTANT COACH

1ST YEAR AT NEW MEXICO

CREIGHTON, 2002

Alan Huss joined Craig Neal's staff as an assistant coach at the University of New Mexico in August of 2014. He comes to UNM after spending four seasons at the helm of the prep program at La Lumiere School in La Porte, Ind.

"I've seen Alan as a great possible addition to our staff for some time now," said head coach Craig Neal. "Now is the right time for him, and our program, to add Alan to the Lobo family. He is really going to help us in our recruiting efforts regionally and nationally. I think he's going to bring a lot of experience from being a head coach and building a program into a national power."

While guiding the Lakers, Huss guided La Lumiere to top 20 national rankings after his first season. Huss amassed an impressive 102-19 record during his tenure at La Lumiere School, which was regularly ranked as one of the top high school programs in the nation. Included in that mark is a perfect home record of 62-0 for the Lakers under Huss. He has coached a dozen Division I products at the high school level, including former Lobo Darrington Hobson and current Lobo Obj Aget. His 2013-14 Laker team lost to Huntington Prep (W.V.) in the quarterfinals of the DICK'S Sporting Goods High School National Tournament.



ALAN HUSS PROFILE

Born: Jan. 15, 1979, in Decatur, Ill.

College: Creighton University
B.S., Business Administration '02

Playing Experience:
1997-01 Creighton University

Coaching Experience:
2005-07 Decatur Christian HS (Ill.) Head Coach
2007-10 Culver Military Academy (Ind.) Head Coach
2010-14 La Lumiere HS (Ind.) Head Coach
2014- University of New Mexico Assistant Coach

Prior to his time at La Lumiere, Huss was the head coach at Culver Military Academy in Culver, Ind. where he set the school record for wins in each of his final two seasons with the Eagles.

Huss was a four-year member of the Creighton University men's basketball team from 1997 to 2001 where he played under head coach Dana Altman and alongside NBA sharpshooter Kyle Korver. During his collegiate career with Blue Jays, Huss was part of three NCAA Tournament appearances and three Missouri Valley Conference championships.

The 6-foot-9-inch Huss was a prep standout at North Kansas City High School. He averaged 26 points and 12 rebounds per game for the Hornets en route to All-Kansas City metro honors as a senior. Following his final season at North Kansas City High, he was selected to the Greater Kansas City Basketball Coaches Association and Missouri-Kansas all-star games.

Huss earned his Bachelor's degree from Creighton in Business Administration in 2002.



CODY HOPKINS
DIRECTOR OF OPERATIONS
1ST YEAR AT NEW MEXICO
NORTHEASTERN STATE, 2006

Head coach Craig Neal appointed Cody Hopkins as Director of Basketball Operations in September of 2014. Hopkins came to Albuquerque after spending one season as an assistant coach at the University of Texas – Pan American.

Hopkins oversees all team travel for the Lobos as well as help manage team academics, student managerial staff and community service projects.

Prior to spending one season as an assistant coach at UT-Pan American, Hopkins spent the 2012-13 season as a member of the North Texas Mean Green basketball staff. He spent three seasons as the Director of Operations at Texas Christian University during the Horned Frogs' final three seasons in the Mountain West Conference.

A native of Dallas, Hopkins returned home to the DFW Metroplex after spending the previous two seasons at Indian Hills Community College. He helped the Warriors post a 30-3 overall record during the 2008-09 campaign, including a top NJCAA ranking at the start of the season. In Hopkins' two seasons with the Warriors, the squad posted a 58-13 overall record.



CODY HOPKINS PROFILE

Born: Sept. 20, 1982, in Huntsville, Texas

College: Northeastern State (Okla.)
 B.S., Human Performance / Psychology '06

Playing Experience:

- 2002-04 Northern Oklahoma College
- 2003-04 Centenary College (La.)
- 2005-06 Northeastern State (Okla.)

Coaching Experience:

- 2006-07 Angelo State Assistant Coach
- 2007-09 Indian Hills C.C. Assistant Coach
- 2009-12 TCU Director of Operations
- 2012-13 North Texas Administrative Staff
- 2003-14 UT-Pan American Assistant Coach
- 2014- University of New Mexico Director of Operations

During his time at Indian Hills, Hopkins was responsible for recruiting, academic monitoring, scouting, game preparation and skill development in addition to his on-court coaching assignments. In his final season with the Warriors, Hopkins played a role in the development of two All-Americans in Dwight Buycks and Dwight Hardy, while a total of six players earned all-region accolades.

Hopkins first spent his collegiate basketball career at Northern Oklahoma College, where he earned all-conference honors, before finishing his career at Northeastern State in Tahlequah, Okla. He holds a bachelor's degree from Northeastern State in Health and Human Performance. He is the son of Jerry Hopkins who is the former head coach at Sam Houston State and Texas A&M-Kingsville.



BEN SANDERS
VIDEO ADMINISTRATOR
1ST YEAR AT NEW MEXICO
SOUTHWESTERN, 2009

Head coach Craig Neal named Benjamin Sanders as the team's video coordinator in September of 2014. Sanders joined the Lobos after holding the same position at Rice University.

He is responsible for handling all of the program's video needs, including game film, practice film and coaches' film. He also oversees UNM's student manager program and staff.

Sanders was the video coordinator for coach Ben Braun and the Rice Owls in 2013-14 after spending the previous season as a graduate assistant on Braun's staff.

Prior to his time with Rice, Sanders spent two seasons as an assistant coach at NCAA Division III Alfred University in New York State. He also spent three seasons as an assistant coach in the prep ranks in Austin, Texas at Austin and Westlake High schools.

Sanders played his collegiate basketball (2005-09) at NCAA Division III Southwestern University in Georgetown, Texas where he appeared in 91 games for the Pirates. He earned his degree from Southwestern in Kinesiology in 2009. He also holds a master's degree in Business Administration from Alfred University.

BEN SANDERS PROFILE

Born: December 31, 1986, in Austin, Texas

College: Southwestern University (Texas)
 B.S. Kinesiology, '09

Alfred University (New York)
 Master's Business Administration '12

Playing Experience:
 2005-09 Southwestern University (Texas)

Coaching Experience:
 2007-09 Austin & Westlake HS (Texas) Head Coach
 2010-12 Alfred University Assistant Coach
 2012-13 Rice University Graduate Assistant
 2013-14 Rice University Video Coordinator
 2014- University of New Mexico Video Coordinator

BASKETBALL SUPPORT STAFF



Jeremy Anderson
 Strength & Conditioning



Nate Burney
 Athletic Trainer



Matt Ensor
 Communications




Yolanda Rodriguez
 Administrative Asst.



Matthew Singleton
 Student Admin. Asst.



Kevin McCurdy
 Graduate Assistant



Ryan Berryman
 Manager




Estevan Sandoval
 Manager




Connor Joy
 Manager




Kurtis McCurdy
 Manager



Sean O'Hea
 Manager



DeShawn Vaughn
 Manager



Seth Royal
 Asst. Athletic Trainer

2014-15 NUMERICAL LOBO ROSTER

No.	Player	Pos	Ht	Wt	Cl	Exp	Hometown	Last School
0	J.J. N’Ganga	C	6-10	250	Jr	JC	Aubervilliers, France	N. Oklahoma - Tonkawa
1	Cullen Neal	G	6-5	190	So	1VL	Albuquerque, N.M.	Eldorado HS
2	Jordan Goodman	F	6-9	205	Jr	JC	Temple Hills, Md.	Harcum College (Pa.)
3	Hugh Greenwood	G	6-3	205	Sr	3VL	Tasmania, Australia	Australian Institute of Sport
4	Elijah Brown	G	6-4	190	So	TR	Orange County, Calif.	Butler University
5	Arthur Edwards	G	6-6	205	Jr	1VL	Temple Hills, Md.	NW Florida State College
11	Obj Aget	C	7-1	220	So	1VL	Juba, South Sudan	La Lumiere HS (Ind.)
12	Devon Williams	G-F	6-8	205	So	1VL-RS	Dallas, Texas	Woodrow Wilson HS
20	Sam Logwood	G-F	6-7	210	Fr	HS	Indianapolis, Ind.	La Lumiere HS (Ind.)
21	Xavier Adams	G	6-4	205	Fr	HS	Flower Mound, Texas	Marcus HS
23	Joe Furstinger	F	6-9	210	Fr	HS	Rancho Santa Margarita, Calif.	Santa Margarita Catholic HS
25	Tim Jacobs	G	6-0	200	Jr	JC	Las Cruces, N.M.	Cochise College (Ariz.)
30	Adam Cumber	G	6-2	180	Fr	HS	Albuquerque, N.M.	Sandia HS
32	Tim Williams	F	6-8	220	Jr	TR	Flossmoor, Ill.	Samford University
33	Deshawn Delaney	G	6-5	200	Sr	1VL	Chicago, Ill.	Vincennes JC (Ind.)

2014-15 ALPHABETICAL LOBO ROSTER

No.	Player	Pos	Ht	Wt	Cl	Exp	Hometown	Last School
21	Xavier Adams	G	6-4	205	Fr	HS	Flower Mound, Texas	Marcus HS
11	Obj Aget	C	7-1	220	So	1VL	Juba, South Sudan	La Lumiere HS (Ind.)
4	Elijah Brown	G	6-4	190	So	TR	Orange County, Calif.	Butler University
30	Adam Cumber	G	6-2	180	Fr	HS	Albuquerque, N.M.	Sandia HS
33	Deshawn Delaney	G	6-5	200	Sr	1VL	Chicago, Ill.	Vincennes JC (Ind.)
5	Arthur Edwards	G	6-6	205	Jr	1VL	Temple Hills, Md.	NW Florida State College
23	Joe Furstinger	F	6-9	210	Fr	HS	Rancho Santa Margarita, Calif.	Santa Margarita Catholic HS
2	Jordan Goodman	F	6-9	205	Jr	JC	Temple Hills, Md.	Harcum College (Pa.)
3	Hugh Greenwood	G	6-3	205	Sr	3VL	Tasmania, Australia	Australian Institute of Sport
25	Tim Jacobs	G	6-0	200	Jr	JC	Las Cruces, N.M.	Cochise College (Ariz.)
20	Sam Logwood	G-F	6-7	210	Fr	HS	Indianapolis, Ind.	La Lumiere HS (Ind.)
0	J.J. N’Ganga	C	6-10	250	Jr	JC	Aubervilliers, France	N. Oklahoma - Tonkawa
1	Cullen Neal	G	6-5	190	So	1VL	Albuquerque, N.M.	Eldorado HS
12	Devon Williams	G-F	6-8	205	So	1VL-RS	Dallas, Texas	Woodrow Wilson HS
32	Tim Williams	F	6-8	220	Jr	TR	Flossmoor, Ill.	Samford University

Head Coach: Craig Neal (Georgia Tech '88; 27-7 2nd season)
Associate Head Coach: Lamont Smith (San Diego '99)
Assistant Coaches: Drew Adams (Tennessee, '09), Alan Huss (Creighton, '02)
Dir. of Operations: Cody Hopkins (Northeastern State '06)
Strength and Conditioning Coach: Jeremy Anderson (Liberty, '11)
Athletic Trainer/Men’s Basketball: Nate Burney (Missouri State, '07)
Video Administrator: Ben Sanders (Southwestern, '09)

PRONUNCIATIONS

Obj Aget.....oh BAATCH a JET
Joe Furstinger..... FUR-sting-Er
J.J. N’Ganga N-GONE-Gah
Devon Williams DEH vin

BREAKDOWN

Returns (6): Obj Aget, Deshawn Delaney, Arthur Edwards, Hugh Greenwood, Cullen Neal, Devon Williams
Incoming Freshmen (4): Xavier Adams, Adam Cumber, Joe Furstinger, Sam Logwood
JUCO Transfers (3): Jordan Goodman, Tim Jacobs, J.J. N’Ganga
Division I Transfers (2): Elijah Brown, Tim Williams

BY STATE/COUNTRY

Australia (1): Hugh Greenwood
California (2): Elijah Brown, Joe Furstinger
France (1): J.J. N’Ganga
Illinois (2): Deshawn Delaney, Tim Williams
Indiana (1): Sam Logwood
Maryland (2): Arthur Edwards, Jordan Goodman
New Mexico (3): Adam Cumber, Tim Jacobs, Cullen Neal
South Suan (1): Obj Aget
Texas (2): Xavier Adams, Devon Williams

BY CLASS

Senior (2): Hugh Greenwood, Deshawn Delaney
Junior (5): Arthur Edwards, Jordan Goodman, Tim Jacobs, J.J. N’Ganga, Tim Williams
Sophomore (4): Obj Aget, Elijah Brown, Cullen Neal, Devon Williams
Freshmen (4): Xavier Adams, Adam Cumber, Joe Furstinger, Sam Logwood

#3 HUGH GREENWOOD
6'3" - 205 LBS. - GUARD
SENIOR - TASMANIA, AUSTRALIA



2013-14 SEASON / CAREER HIGHS

<p>Points Season... 20 vs. Boise State (1-21-14) Career... 22 vs. Air Force (2-29-12)</p> <p>Rebounds Season... 10 (2x) Last Time at Utah State (1-28-13) Career... 10 (4x) Last Time at Utah State (1-28-13)</p> <p>Field Goals Season... 7 vs. Boise State (1-21-14) Career... 7 (2x) Last Time vs. Boise State (1-21-14)</p> <p>Field Goal Attempts Season... 12 vs. UAB (11-21-13) Career... 12 (2x) Last Time vs. UAB (11-21-13)</p> <p>Three-Point Field Goals Season... 5 vs. Boise State (1-21-14) Career... 5 (3x) Last Time vs. Boise State (1-21-14)</p> <p>Three-Point Field Goal Attempts Season... 8 (2x) Last Time vs. Utah State (2-25-14) Career... 9 vs. USC (12-5-12)</p>	<p>Free Throws Season... 4 (2x) Last Time vs. San Diego State (3-15-14) Career... 5 (2x) Last Time vs. Davidson (11-13-13)</p> <p>Free Throw Attempts Season... 4 (3x) Last Time vs. San Diego State (3-15-14) Career... 7 vs. Portland (11-25-12)</p> <p>Assists Season... 7 (2x) Last Time vs. Nevada (2-15-14) Career... 8 at Cincinnati (12-27-12)</p> <p>Steals Season... 3 (3x) Last Time vs. Air Force (3-5-14) Career... 3 (9x) Last Time vs. Air Force (3-5-14)</p> <p>Blocked Shots Season... 2 vs. Air Force (3-5-14) Career... 4 vs. New Mexico State (12-15-12)</p> <p>Minutes Played Season... 44 vs. UAB (11-21-13) Career... 44 vs. UAB (11-21-13)</p>
--	--

JUNIOR (2013-14)

Earned All-Conference Honorable Mention for a second consecutive season... Academic All-MW selection... Selected to the NABC Honors Court... Finished sixth in assist-to-turnover ratio in the NCAA with 105 assists and 30 turnovers (3.5 asst-to)... Among point guards nationally, the 30 assists were the third-fewest among those that played at least 700 minutes... Finished third on the team in rebounding from the point guard position for a second-straight year (5.1 rpg)... Recorded 105 assists after tallying 83 as a freshman and as a sophomore... Scored a season-high 20 points versus Boise State (1-21-14), which was the second game of 20 points or more of his career... Registered one or fewer turnovers in 22 of his 31 games played... Matched career high in rebounds with ten against Davidson (11-24-13) and at Utah State (1-28-14)... Opened the season with ten assists and no turnovers in the first three games... Second on the team in steals with 27... Increased his minutes per game average (31.8 mpg) for a third-straight season... Averaged 14.0 points, 6.3 rebounds, and

MISCELLANEOUS	SEA.	CAR.	MISCELLANEOUS	SEA.	CAR.
Double Figure Scoring	2	19	Led UNM in Steals	7	23
Double Figure Rebounding	2	4	Led UNM in Blocks	2	9
Double-Double	0	2	Charges Taken	3	9
Led UNM in Scoring	1	4	Dunks	0	3
Led UNM in Assists	8	22			

3.0 assists over the three games during team's foreign tour in Australia... Ended season with 99 career appearances... Lobo Scholar-Athlete award recipient for third time in his career.

SOPHOMORE (2012-13)

Honorable Mention All-Mountain West... Repeated as an Academic All-MW selection... Named to Bob Cousy Collegiate Point Guard of the Year Award Watch List... Joined Tony Snell as the only Lobos to start every game of the season... Team leader in steals with 47... Third on the team in rebounding from the point guard position with 5.0 rebounds per game average... Led the Lobos in rebounding on three separate occasions... Set a career high in assists with eight at No. 8 Cincinnati (12-27-12)... Standout performance in win at Boise State (1-16-13) while bat-

ting the flu scored 15 points, grabbed a team-high seven rebounds and went on to hit layup to send game to overtime and scored five points in the extra period to clinch the win... Reached double figures in points on nine separate occasions including three games in a row during conference play that saw him shoot 73% from beyond the arc... Scored 13 of UNM's 29 points in two OT wins... Finished the season with 42 consecutive starts... Repeated as a Lobo Scholar-Athlete award winner and as Lobo Award recipient for all around student-athlete at the Branch Law Firm Men's Basketball Banquet.

GREENWOOD, Hugh

Season	gp-gs		Total		3-Point		F-Throws			Rebounds				Scoring												
	gp	gs	fg	fga	pct	fg	fga	pct	ft	fta	pct	off	def	tot	avg	pf	fo	ast	to	blk	stl	pts	avg			
2011-12	33	29	765	23.2		69	166	.416	36	106	.340	34	49	.694	15	108	123	3.7	68	0	83	34	15	28	208	6.3
2012-13	35	35	998	28.5		85	206	.413	40	112	.357	34	56	.607	36	139	175	5.0	80	3	83	44	16	47	244	7.0
2013-14	31	31	986	31.8		67	167	.401	39	118	.331	20	31	.645	39	118	157	5.1	86	3	105	30	9	27	193	6.2
TOTAL	99	95	2749	27.8		221	539	.410	115	336	.342	88	136	.647	90	365	455	4.6	234	6	271	108	40	102	645	6.5

FRESHMAN (2011-12)

Academic All-MW selection... Scored a season-high 22 points in 19 minutes versus Air Force (3-8-12), which also marked first 20+ point performance of his career... Recorded first career double-double with ten points and ten rebounds at Boise State (2-4-12)... Had eight games of ten or more points... Had season-high six assists in first career game versus New Orleans (11-11-11)... Made first career start in his third career appearance at Arizona State (11-18-11)... Scored 12 points in his NCAA Tournament debut against Long Beach State, including going 4-for-4 from the line in the final three minutes... Scored all twelve of his points in the win over Long Beach State in the NCAA Tournament in the second half.

HIGH SCHOOL/INTERNATIONAL

Made a huge splash internationally, leading the Australian U-19 squad in the FIBA U-19 World Championships in Latvia in the summer of 2011... Helped the Aussies to a sixth-place finish, averaging 17.1 points, 2.6 assists, and 4.0 rebounds per game... One of five players named First Team All-U-19 Worlds... Scored a tournament-best 26-point effort against the United States... Helped Australia win its group with a 5-1 record, and finished 6-3 in the tournament overall... Averaged 24.0 points in the final three-game phase... Has played over 50 international games for Australia including winning five gold and two bronze medals... Along with the U-19 Worlds, he has traveled and played in the United States, Italy, France, Taiwan, China, Germany, Guam and New Zealand... Also saw time the Australian Senior National Team in a three-game series vs. Argentina, and he averaged 16.0 points, 5.3 rebounds, and 1.7 assists in Australia's FIBA Oceania qualifying series against New Zealand... Played for Australia's U-17 team in 2009... At age 17, he was one of the youngest players ever picked for the Australian Senior Team. He also played for the Australian U-19 team in several tournaments, including a Tour of France, the 4 Nations Tournament in Melbourne, and the Under 19 FIBA World Championships (New Zealand)... Basketball Australia Junior Player of the Year Award and while with AIS... Basketball Australia's junior Male Player of the Year and was captain of the national team that won gold at the Australian Youth Olympic Festival.

PERSONAL

Born March 6, 1992, in Hobart, Australia... Parents are Mike and Andree Greenwood, and his sister Josie is on the women's basketball team... Father played water polo and his mother played basketball... Grandfather starred for the Melbourne Demons in the AFL... Came to New Mexico as the fourth Aussie to sign with the program, and the second straight out of the Australian Institute of Sport and follows in the footsteps of Aussies Luc Longley (1987-91) from Perth, Ryan Kersten (2005-07) from Modbury Heights, and former teammate Cameron Bairstow of Brisbane... Major is Psychology.



#33 DESHAWN DELANEY

6'5" - 200 LBS. - GUARD

SENIOR - CHICAGO, ILL.



2013-14 SEASON / CAREER HIGHS

Points Season... 14 vs. Boise State (3-14-14) Career... 14 vs. Boise State (3-14-14)	Free Throws Season... 5 vs. Fresno State (3-13-14) Career... 5 vs. Fresno State (3-13-14)
Rebounds Season... 10 vs. Marquette (12-21-13) Career... 10 vs. Marquette (12-21-13)	Free Throw Attempts Season... 6 vs. Fresno State (3-13-14) Career... 6 vs. Fresno State (3-13-14)
Field Goals Season... 7 vs. Boise State (3-14-14) Career... 7 vs. Boise State (3-14-14)	Assists Season... 5 at Fresno State (1-18-14) Career... 5 at Fresno State (1-18-14)
Field Goal Attempts Season... 12 vs. Boise State (3-14-14) Career... 12 vs. Boise State (3-14-14)	Steals Season... 3 (2x) Last Time vs. San Diego State (2-22-14) Career... 3 (2x) Last Time vs. San Diego State (2-22-14)
Three-Point Field Goals Season... 3 (2x) Last Time at Boise State (2-12-14) Career... 3 (2x) Last Time at Boise State (2-12-14)	Blocked Shots Season... 2 (3x) Last Time vs. Grand Canyon (12-23-13) Career... 2 (3x) Last Time vs. Grand Canyon (12-23-13)
Three-Point Field Goal Attempts Season... 4 at San Jose State (1-11-14) Career... 4 at San Jose State (1-11-14)	Minutes Played Season... 34 vs. Stanford (3-21-14) Career... 34 vs. Stanford (3-21-14)

JUNIOR (2013-14)

Academic All-MW Team... Appeared in all 34 games while starting in 23 of them... Averaged 5.3 points, 4.0 rebounds and 1.6 assists per game... Shot an efficient 53.7% from the field, which was good for second on the team... Scored a season-high 14 points against Boise State in the MW Tournament (3-14-14)... Tallied first career double-double (ten points and ten rebounds) in his first start versus Marquette (12-21-13)... Finished the season with six games of ten points or more... Season-high five assists at Fresno State (1-18-14)... Shot 39.5% from beyond the arc as a starter... Recorded at least 20 minutes of action in 20 of his 34 appearances with four games of 30 minutes or more... Awarded the 2013-14 PACKS Award for all UNM upperclassmen student-athletes... Selected as a Lobo Scholar Athlete Award winner.

JUNIOR COLLEGE

Lettered for two seasons at Vincennes University in Indiana... Two-time Junior College All-American, getting selected to

MISCELLANEOUS	SEA.	CAR.	MISCELLANEOUS	SEA.	CAR.
Double Figure Scoring	6	6	Led UNM in Steals	6	6
Double Figure Rebounding	2	2	Led UNM in Blocks	2	2
Double-Double	1	1	Dunks	9	9
Led UNM in Assists	4	4			

the Third Team in both 2012 and 2013... Scored a career total of 1,166 points (17.1 ppg) with an 8.6 rebounding average and 134 career assists... Recorded 23 double-doubles in his career, and hit double-figures in points in 60 of 68 games, including 26 games of 20 or more, with a high of 33... Started all 37 games as a sophomore, leading the Trailblazers in the 2013 NJCAA National Tournament, finishing in fourth place... Earned All-Tournament honors... Scored 585 points as a sophomore, a 15.8 scoring average, and he averaged 8.1 rebounds per game... Shot .516 from the field with 90 assists, 62 blocks and 48 steals while leading Vincennes in scoring 15 times and in rebounding 14 times... As a freshman he started all 21 games, scoring 581 points, an 18.7 average while averaging 9.2 rebounds, shooting .575 from the field with 44 assists and 58 blocks.

HIGH SCHOOL

Lettered at Chicago Carver where he was an All-Area selection... Averaged 25 points with 14 rebounds and five blocks as a senior... Named a top 30 prospect out of Carver and a Third Team All-State pick by the Illinois Basketball Coaches Association... Played summer ball with the D-Rose All-Stars... Second Team All-Public School League selection by the Chicago Sun-Times... McDonald's All-American game nominee in 2011.

PERSONAL

Parents are Luccis Delaney and Tracy Brooks... Has four brothers and one sister... Majoring in Liberal Arts... Favorite player in Scottie Pippen... Birthday is August 27, 1992.

DELANEY, Deshawn

Season	gp-gs		Total		3-Point		F-Throws		Rebounds				Scoring							
	min/avg	fg-fga	pct	fg-fga	pct	ft-fa	pct	off	def	tot	avg	pf	fo	ast	to	blk	stl	pts	avg	
2013-14	34-23	680/20.0	72-134	.537	16-48	.333	19-39	.487	36	101	137	4.0	52	0	55	23	9	23	179	5.3
TOTAL	34-23	680/20.0	72-134	.537	16-48	.333	19-39	.487	36	101	137	4.0	52	0	55	23	9	23	179	5.3



#5 ARTHUR EDWARDS

6'6" - 210 LBS. - GUARD

JUNIOR - TEMPLE HILLS, MD.



2013-14 SEASON / CAREER HIGHS

Points

Season... 4 vs. Alabama A&M (11-9-13)
 Career... 4 vs. Alabama A&M (11-9-13)

Rebounds

Season... 3 vs. UMass (11-22-13)
 Career... 3 vs. UMass (11-22-13)

Field Goals

Season... 1 (4x) Last Time vs. San Jose State (2-1-14)
 Career... 1 (4x) Last Time vs. San Jose State (2-1-14)

Field Goal Attempts

Season... 5 vs. Alabama A&M (11-9-13)
 Career... 5 vs. Alabama A&M (11-9-13)

Three-Point Field Goals

Season... 1 vs. Charleston Southern (11-17-13)
 Career... 1 vs. Charleston Southern (11-17-13)

Three-Point Field Goal Attempts

Season... 4 vs. Alabama A&M (11-9-13)
 Career... 4 vs. Alabama A&M (11-9-13)

Free Throws

Season... 2 vs. Alabama A&M (11-9-13)
 Career... 2 vs. Alabama A&M (11-9-13)

Free Throw Attempts

Season... 2 vs. Alabama A&M (11-9-13)
 Career... 2 vs. Alabama A&M (11-9-13)

Assists

Season... 1 (3x) Last Time at Kansas (12-14-13)
 Career... 1 (3x) Last Time at Kansas (12-14-13)

Steals

Season... 1 (4x) Last Time at Colorado State (1-25-14)
 Career... 1 (4x) Last Time at Colorado State (1-25-14)

Blocked Shots

Season... 1 (4x) Last Time at Colorado State (1-25-14)
 Career... 1 (4x) Last Time at Colorado State (1-25-14)

Minutes Played

Season... 18 vs. New Mexico State (12-17-13)
 Career... 18 vs. New Mexico State (12-17-13)

MISCELLANEOUS

	SEA.	CAR.
Dunks	2	2
Led UNM in Steals	1	1
Led UNM in Blocks	1	1

SOPHOMORE (2013-14)

Appeared in 15 games in his first season with the program... Scored four points against Alabama A&M (11-9-13) in season opener... Played a season-high 18 minutes versus New Mexico State (12-17-13)... Recorded first made three-point field goal against Charleston Southern (11-17-13) and tallied first career dunk at New Mexico State (12-4-13)... Had four blocks in his 15 appearances... Averaged 4.7 points and 2.7 rebounds per game with one start over the three-game foreign tour in Australia... Played 22 minutes while scoring ten points, grabbing six rebounds and dished out three assists in Australian tour finale against the Gold Coast All Stars.

JUNIOR COLLEGE

Played one season at Northwest Florida State College, appearing in 30 games and starting in 26 of them... Ranked No. 60 by JUCORankings.com upon his signing... Helped NWFSC go 30-4 on the season, advancing to the national championship game in Hutchinson, Kansas... One of five players off that team now playing in

Division I... Averaged 6.4 points and 3.2, shooting .462 from the field (67-145) and .400 from the three-point line (30-75)... Named Second Team All-Panhandle... Also added 45 steals on the season with 30 assists and averaged 13.2 minutes per game... His scoring average per 40 minutes would equate to 19.4 points per game... At the NJCAA National Tournament, playing five games in six days, he averaged 8.8 points per game and 5.0 rebounds per game, shooting 18-of-32 from the field (.562) hitting five triples over the course of the tournament.

HIGH SCHOOL

Native of the Washington D.C. area... Lettered for National Christian Academy, where his team went 25-5 during his senior year... Team ranked 12th in the state of Maryland... Rated among the top ten

prep players in the state of Maryland...

PERSONAL

His parents are Arthur and Crystal Edwards... Has two sisters and a brother... Majoring in Liberal Arts... Birthday is September 29, 1992.


EDWARDS, Arthur

Season	gp-gs	min/avg	Total		3-Point		F-Throws		Rebounds				Scoring							
			fg-fga	pct	fg-fga	pct	ft-fta	pct	off	def	tot	avg	pf	fo	ast	to	blk	stl	pts	avg
2013-14	15-0	120/8.0	5-28	.179	1-18	.056	3-4	.750	4	4	8	0.5	21	0	3	6	4	4	14	0.9
TOTAL	15-0	120/8.0	5-28	.179	1-18	.056	3-4	.750	4	4	8	0.5	21	0	3	6	4	4	14	0.9

#1 CULLEN NEAL

6'5" - 190 LBS. - GUARD

SOPHOMORE - ALBUQUERQUE, N.M.



FRESHMAN (2013-14)

Academic All-MW Team selection... MW Scholar-Athlete... Fourth among MW freshmen in scoring (7.1 ppg)... Was also the fourth-leading scorer on the team and became just the second UNM freshman since 2007-08 to finish among the top five scorers on the team... His 243 points just missed the top ten freshmen scoring seasons... Erupted for a season-high 24 points, fueled by six three-pointers, versus Marquette (12-21-13), which was the most points by a Lobo rookie since Alex Kirk scored 31 against Cal State Bakersfield on Jan. 5, 2011... Second on the team in three-point field goals with 42 made... Scored ten or more points in nine games... Tallied a season-high seven assists on two separate occasions versus Charleston Southern (11-18-13) and against Grand Canyon (12-23-13)... Scored 18 points in a season-high 35 minutes in his seven-assist game versus Grand Canyon... Would score 15 points in just 14 minutes of action versus Davidson (11-24-13)... Converted three or more three-point field goals on six different occasions... Lobo Scholar-Athlete Award winner... Took home the Lobo Award for best academic performance at team banquet.

2013-14 SEASON / CAREER HIGHS	
Points	Free Throws
Season... 24 vs. Marquette (12-21-13)	Season... 7 vs. Alabama A&M (11-9-13)
Career... 24 vs. Marquette (12-21-13)	Career... 7 vs. Alabama A&M (11-9-13)
Rebounds	Free Throw Attempts
Season... 4 (4x) Last Time vs. Air Force (3-5-14)	Season... 9 vs. Alabama A&M (11-9-13)
Career... 4 (4x) Last Time vs. Air Force (3-5-14)	Career... 9 vs. Alabama A&M (11-9-13)
Field Goals	Assists
Season... 8 vs. Marquette (12-21-13)	Season... 7 (2x) Last Time vs. Grand Canyon (12-23-13)
Career... 8 vs. Marquette (12-21-13)	Career... 7 (2x) Last Time vs. Grand Canyon (12-23-13)
Field Goal Attempts	Steals
Season... 12 vs. Marquette (12-21-13)	Season... 2 vs. Fresno State (3-13-14)
Career... 12 vs. Marquette (12-21-13)	Career... 2 vs. Fresno State (3-13-14)
Three-Point Field Goals	Blocked Shots
Season... 6 vs. Marquette (12-21-13)	Season... N/A
Career... 6 vs. Marquette (12-21-13)	Career... N/A
Three-Point Field Goal Attempts	Minutes Played
Season... 8 vs. Marquette (12-21-13)	Season... 35 vs. Grand Canyon (12-23-13)
Career... 8 vs. Marquette (12-21-13)	Career... 35 vs. Grand Canyon (12-23-13)

MISCELLANEOUS	SEA.	CAR.
Double Figure Scoring	9	9
Led UNM in Scoring	2	2
Led UNM in Steals	2	2
Led UNM in Assists	2	2
Charges Taken	1	1

HIGH SCHOOL

Parade All-American in 2012-13... 2012 Mr. Basketball in New Mexico... 2012 Gatorade Player of the Year... ESPN Top 100 recruit as a junior and senior... Ranked as 87th recruit in nation when he joined the Lobos... First Team All-State and All-Metro selection as a junior and a senior... Second Team All-State and All-Metro as a sophomore... Also named to Hot 100 Top 100 Players, HoopScoop Top 100, Rose Hoops Top 100, Rivals Top 100, Nike Top 100 and Pangos Top 100 lists... three-time Adidas Phenom All-Star and a Top 30 Cream of the Crop selection... Selected to the All-Tournament team for the Fab 48 Tournament and the Elite 8 in the Desert... Played four seasons at Eldorado High School under head coach Roy Sanchez... Helped guide the Eagles to the 2012 5A state championship as he averaged 26.4 points per game and 7.1 assists per game ... Eldorado accumulated 87 wins in his four seasons as an Eagle... Finished his high school career with 2,311

career points, third-most in New Mexico history, and his 831 points as a senior was eleventh all-time (and a school record)... His career totals rank fifth in state history in assists (497), first in career free throws (778) and sixth in three-point field goals (217)... Tallied 193 assists as a senior... Ended career with over a dozen games of 30 points or more with six games of 40 points or more... Senior season saw him score 34 points against Sandia High that included a career-best 18-for-18 from the line Erupted for a career high 46 points against Albuquerque High School as a junior... Graduated from EHS with a 3.982 grade point average and as a member of the National Honor Society.

PERSONAL

His parents are Craig and Janet Neal... has one younger brother Dalton... Majoring in interpersonal communication... Birthday is March 18, 1994... Enjoys playing Xbox in his free time... Favorite athlete is "Pistol" Pete Maravich... Volunteers with the Special Olympics and Big Brothers Big Sisters.

NEAL, Cullen

Season	gp-gs		Total		3-Point		F-Throws		Rebounds				Scoring												
	gp	gs	fg-fga	pct	fg-fga	pct	ft-fta	pct	off	def	tot	avg	pf	fo	ast	to	blk	stl	pts	avg					
2013-14	34	3	677	19.9	75	201	.373	42	117	.359	51	71	.718	9	49	58	1.7	80	1	65	64	0	12	243	7.1
TOTAL	34	3	677	19.9	75	201	.373	42	117	.359	51	71	.718	9	49	58	1.7	80	1	65	64	0	12	243	7.1

#11 OBJ AGET
7'1" - 220 LBS. - CENTER
SOPHOMORE - JUBA, SOUTH SUDAN



2013-14 SEASON / CAREER HIGHS	
Points	Free Throws
Season... 7 at Utah State (1-28-13)	Season... 2 (2x) Last Time at Colorado State (1-25-14)
Career... 7 at Utah State (1-28-13)	Career... 2 (2x) Last Time at Colorado State (1-25-14)
Rebounds	Free Throw Attempts
Season... 4 (2x) Last Time at Utah State (1-28-14)	Season... 2 (6x) Last Time at Colorado State (1-25-14)
Career... 4 (2x) Last Time at Utah State (1-28-14)	Career... 2 (6x) Last Time at Colorado State (1-25-14)
Field Goals	Assists
Season... 3 (2x) Last Time vs. Nevada (2-15-14)	Season... 1 (2x) Last Time at Fresno State (1-18-14)
Career... 3 (2x) Last Time vs. Nevada (2-15-14)	Career... 1 (2x) Last Time at Fresno State (1-18-14)
Field Goal Attempts	Steals
Season... 6 at Utah State (1-28-14)	Season... 1 at Fresno State (1-18-14)
Career... 6 at Utah State (1-28-14)	Career... 1 at Fresno State (1-18-14)
Three-Point Field Goals	Blocked Shots
Season... N/A	Season... 1 (5x) Last Time at San Jose State (2-1-14)
Career... N/A	Career... 1 (5x) Last Time at San Jose State (2-1-14)
Three-Point Field Goal Attempts	Minutes Played
Season... N/A	Season... 23 at Utah State (1-28-14)
Career... N/A	Career... 23 at Utah State (1-28-14)

MISCELLANEOUS	SEA.	CAR.
Dunks	9	9
Led UNM in Blocks	2	2

FRESHMAN (2013-14)

Academic All-MW Team... Appeared in 28 games with two starts as a true freshman and averaged 1.3 points and 1.3 rebounds per game... Second on the team, behind Cam Bairstow, in field goal percentage (.538)... Best game of the season came at Utah State (1-28-14) when he tallied seven points and four rebounds in a season-high 23 minutes... Also grabbed season-high four rebounds versus UAB (11-21-14)... Made first career start at Colorado State (1-25-14) in place of an injured Alex Kirk... Recorded nine dunks on the season, which led all Lobo reserves.

PERSONAL

His parents are Samuel Aget and Nydong Otoer... Born in Juba, South Sudan in the Western Bahr el Ghazal province... Has 11 brothers and sisters... Birthday is November 1, 1992.29, 1992.

HIGH SCHOOL

Was originally signed for the 2012-13 season, signing on Nov. 9, 2011 but tore his ACL and did not enroll in the fall of 2012... Lettered for La Lumiere High School in La Porte, Indiana for two seasons... Averaged a near double-double with 13.0 points and 8.9 rebounds with 3.5 blocks per game as a senior... La Lumiere went 27-3 in his final season... As a junior, averaged 11 points, 8.9 rebounds and 8.9 rebounds with 3.4 blocks as his team went 26-8... Won the "Excellence in Performance Award", which is given to the hardest worker on the La Lumiere squad... Played AAU ball for Indiana Elite.

AGET, Obj

Season	gp-gs	min/avg	Total		3-Point		F-Throws		Rebounds				Scoring							
			fg-fga	pct	fg-fga	pct	ft-fta	pct	off	def	tot	avg	pf	fo	ast	to	blk	stl	pts	avg
2013-14	28-2	176/6.3	14-26	.538	0-0	.000	7-13	.538	13	24	37	1.3	30	1	2	7	5	1	35	1.3
TOTAL	28-2	176/6.3	14-26	.538	0-0	.000	7-13	.538	13	24	37	1.3	30	1	2	7	5	1	35	1.3

#12 DEVON WILLIAMS
6'8" - 205 LBS. - GUARD/FORWARD
RS-SOPHOMORE - DALLAS, TEXAS



2013-14 SEASON / CAREER HIGHS

Points

Season... 2 vs. Alabama A&M (11-9-13)
 Career... 2 vs. Alabama A&M (11-9-13)

Rebounds

Season... 1 (2x) Last Time vs. San Jose State (2-1-14)
 Career... 1 (2x) Last Time vs. San Jose State (2-1-14)

Field Goals

Season... 1 vs. Alabama A&M (11-9-13)
 Career... 1 vs. Alabama A&M (11-9-13)

Field Goal Attempts

Season... 1 vs. Alabama A&M (11-9-13)
 Career... 1 vs. Alabama A&M (11-9-13)

Three-Point Field Goals

Season... N/A
 Career... N/A

Three-Point Field Goal Attempts

Season... N/A
 Career... N/A

Free Throws

Season... N/A
 Career... N/A

Free Throw Attempts

Season... N/A
 Career... N/A

Assists

Season... 1 vs. Charleston Southern (11-17-13)
 Career... 1 vs. Charleston Southern (11-17-13)

Steals

Season... N/A
 Career... N/A

Blocked Shots

Season... N/A
 Career... N/A

Minutes Played

Season... 2 (2x) Last Time vs. Charleston Southern (11-17-13)
 Career... 2 (2x) Last Time vs. Charleston Southern (11-17-13)

REDSHIRT FRESHMAN (2013-14)

Appeared in five games after redshirting as a freshman... Scored two points and grabbed one rebound in the win over Alabama A&M (11-9-13) in the season opener... Grabbed three rebounds in one minute of action at Utah State (1-28-14)... Also appeared in games versus Charleston Southern, San Jose State and Air Force... Appeared in all three games of the team's Australian foreign tour.

FRESHMAN (2012-13)

Redshirted season.

HIGH SCHOOL


Lettered in basketball for four years at Woodrow Wilson High School in Dallas... Helped his team to a 28-4 record as a senior, leading the Wildcats to the district championship... Averaged 12 points, nine rebounds and two blocks as a senior... Team went 27-7 during his junior year.

PERSONAL

His parents are Dennis and Debra Williams... Sister, Lashaina, played basketball at Southern Nazarene (Okla.)... Birthday is January 10, 1994... Majoring in University Studies.

WILLIAMS, Devon

Season	gp-gs	min/avg	Total		3-Point		F-Throws		Rebounds				Scoring							
			fg-fga	pct	fg-fga	pct	ft-fta	pct	off	def	tot	avg	pf	fo	ast	to	blk	stl	pts	avg
2013-14	5-0	8/1.6	1-1	1.000	0-0	.000	0-0	.000	1	1	2	0.4	6	0	1	1	0	0	2	0.4
TOTAL	5-0	8/1.6	1-1	1.000	0-0	.000	0-0	.000	1	1	2	0.4	6	0	1	1	0	0	2	0.4



#0 J.J. N'GANGA
6'10" - 250 LBS. - CENTER
JUNIOR - AUBERVILLIERS, FRANCE

JUNIOR COLLEGE (NORTHERN OKLAHOMA COLLEGE-TONKAWA)

Played two seasons for the Mavericks under head coach Donnie Jackson... Averaged 6.0 points and 5.4 rebound per game, shooting .468 from the field (73-156) in 31 starts as a sophomore... Helped guide the team to a 19-14 record in the 2013-14 season... Awarded the Hays Scholarship, which is presented to the basketball player with the highest grade point average... Registered a season-best 12 points and ten rebounds versus Northern Oklahoma College – Enid (3-6-14)... Tallied 3.5 points and 3.6 rebounds per game while shooting .581 from the floor in injury-shortened freshman season.

HIGH SCHOOL

Attended Sunrise Christian Academy in Wichita, Kan... Played on the same team as Buddy Hield of Oklahoma and Abodunrin Gabriel Olaseni of Iowa... Senior season saw him help Sunrise Christian to a 25-4 record... Played under head coach Kyle Lindsted.

PERSONAL

Full name is Jean-Jacques Francis N'Ganga... The oldest of four children... Favorite food is Chinese... Originally from Aubersville, France... Majoring in Business.



#2 JORDAN GOODMAN
6'9" - 205 LBS. - FORWARD
JUNIOR - TEMPLE HILLS, MD.

JUNIOR COLLEGE (HARCUM COLLEGE)

NCAA First Team All-American in 2013-14... Rated as one of the top junior college prospects in the nation by various recruiting services... Averaged 18.1 points, 6.6 rebounds and 1.7 assists per game as a sophomore... Third player in Harcum College (Pa.) history to eclipse the 1,000 career point mark... Helped guide the Bears to a school record 32 wins in 2013-14 and an appearance in the NJCAA Division I Final Four... Erupted for 40 points against Montgomery County C.C. (2-19-14)... Scored in double figures in 20 of his team's 26 games with ten games of 20 points or more... Also recruited by Oklahoma State, Temple, Georgetown and La Salle.

HIGH SCHOOL

Highly decorated prep standout who received interest from Georgetown, Texas Tech and Rutgers among other schools... Finished prep career with Arlington Country Day School in Jacksonville, Florida... Also played AAU ball with DC Assault...

PERSONAL

Hometown is Temple Hills, Maryland... Favorite foods include shrimp... Includes James Harden among his favorite NBA players.



#4 ELIJAH BROWN
6'4" - 190 LBS. - GUARD
SOPHOMORE - ORANGE COUNTY, CALIF.

BUTLER UNIVERSITY (2013-14)

Was the Bulldogs' fourth-leading scorer (6.8 ppg) as a true freshman... Appeared in 30 of Butler's 31 games... Best game of the season came against No. 11 Villanova (12-31-13) as he tallied 19 points to go along with five rebounds, three assists and three steals... Recorded double-digit scoring games against No. 5 Oklahoma State, Xavier, Marquette, Seton Hall and Princeton... Led Butler in free throw shooting (.854)... Made first collegiate start at St. John's (2-18-14).

HIGH SCHOOL

Played final two seasons of his prep career at Southern California powerhouse Mater Dei High School... Helped guide the Monarchs to a pair of state titles... Named to the Los Angeles Times All-Area Team as a senior... Second Team All-State as a senior... Averaged 17.3 points and 5.1 rebounds in his final season with the Monarchs...

PERSONAL

Son of veteran NBA coach Mike Brown... Has one younger brother Cameron who is decorated prep football player in Cleveland... Favorite NBA player is Steph Curry... Lists Glory Road and 42 among his favorite films... Favorite saying is advice from his parents; "Don't talk about it, be about it"... Communications major.




#20 SAM LOGWOOD
6'7" - 210 LBS. - GUARD/FORWARD
FRESHMAN - INDIANAPOLIS, IND.

HIGH SCHOOL

National caliber recruit out of powerhouse La Lumiere School in Indiana... Ranked among top 150 prospects in the nation for the 2014 recruiting class by Rivals.com... Also received national attention from ESPN's recruiting services... Averaged 17 points and six rebounds per game as a senior for La Lumiere... Rated as one of the top players in the state of Indiana by various national recruiting services... Helped guide the Lakers the Lakers to a 22-3 record last season while earning a quarterfinal appearance in the DICK'S Sporting Goods High School National Tournament.... Chose New Mexico while also being recruited by Auburn, Oregon, Tennessee, Mississippi State and Wichita State among other programs.

PERSONAL

Full name is Samuel Antoin Logwood... Born November 26, 1995... Attended same high school as teammate Obij Aget... Undecided on major.




#21 XAVIER ADAMS
6'4" - 205 LBS. - GUARD
FRESHMAN - FLOWER MOUND, TEXAS

HIGH SCHOOL

Played final two prep seasons for powerhouse Marcus High School in Flower Mound, Texas... District Offensive Most Valuable Player for the Marauders... Participated in 2014 Texas High School Coaches Association All Star game... Was also THSCA Slam Dunk champion as a senior... Was also named to the THSCA All-State and All Region teams... Rated among top 15 players in state of Texas by recruiting services... Averaged 25 points and 13 rebounds as a junior... Played AAU ball with The Dream Elite.

PERSONAL

Son of Ebony and Lawrence Adams... Has one younger sister Gabby... Favorite food is pasta... Lists "Space Jam" as his favorite movie... Favorite player is Kobe Bryant... Enjoys listening to country music in his free time.



#23 JOE FURSTINGER
6'9" - 210 LBS. - FORWARD
FRESHMAN - RANCHO SANTA MARGARITA, CALIF.

HIGH SCHOOL/AAU

Played for Jeff Reinert at Santa Margarita Catholic High School... Other Santa Margarita basketball alumni include Golden State Warriors guard Klay Thompson... First Team All-Trinity League and First Team All-CIF selection for the Eagles... Helped guide Eagles to a 2014 CIF championship... Played two seasons with the Earl Watson Elite AAU team.

PERSONAL

Son of Frank and Janelle Furstinger... Older brother, Doug, attended Santa Clara University... Favorite NBA player is Tim Duncan... Lists "Coach Carter" as his favorite movie... Favorite food is Ribs.



#25 TIM JACOBS
6'0" - 200 LBS. - GUARD
JUNIOR - LAS CRUCES, N.M.

JUNIOR COLLEGE

Played two years for the Cochise College Apaches in Douglas, Ariz... Averaged 14.3 points, 3.6 rebounds and 3.6 assists as a sophomore... Scored in double figures in 26 of the Apaches' 30 games in 2013-14... Averaged 8.4 points per game as a freshman and helped Cochise College to a 25-6 mark... Maintained a 3.96 gpa at Cochise College

HIGH SCHOOL/AAU

Two-time District Player of the Year for Oñate High School... Helped guide the Knights to the 2011 5A state championship... First team All-State selection as a senior... Graduated from Oñate High School as all-time assist leader (582)... Spent AAU career with the Danny Granger DI Ambassadors.

PERSONAL

Full name is Timothy Nicholas Jacobs... Parents are Tim and Tomiko Jacobs... Oldest of three kids... Favorite team is the Los Angeles Lakers... Lists Mario Chalmers as his favorite player... Favorite food is Lasagna... Will pursue a career as an anesthesiologist after basketball.



#30 ADAM CUMBER
6'2" - 180 LBS. - GUARD
FRESHMAN - ALBUQUERQUE, N.M.

HIGH SCHOOL/AAU

Had decorated prep career at Sandia High School for coach Alvin Broussard... 5A Second Team All-State selection for the Matadors as a senior... Earned All-District and All-Metro honors as a senior and a junior... Led the state of New Mexico in assists as a senior... Three-time academic all-district selection... Played AAU with the NM Thunder.

PERSONAL

The oldest of three children of parents John and Serena Cumber... Lists Stephen Curry as favorite basketball player... Favorite team is the Boston Celtics... Enjoys playing Xbox in his free time... Favorite foods include hot wings... Plans on majoring in Business Administration.



#32 TIM WILLIAMS
6'8" - 220 LBS. - FORWARD
JUNIOR - FLOSSMOOR, ILL.

SAMFORD UNIVERSITY (2013-14)

All-Southern Conference First Team... Finished seventh in the nation in field goal percentage (.603)... Led Samford in points, rebounds, blocks and steals per game... Scored a career-high 32 point versus Western Carolina (3-1-14)... Recorded six double-doubles, which included a 29-point, 12-rebound performance against UNC-Greensboro (1-23-14)... Scored ten or more points in 28 of his 32 appearances with 14 games of 20 point or more... Recorded season-high five blocks in back-to-back games versus UT-Chattanooga and Furman... Tallied 31 points versus Presbyterian College (12-30-13) on a scorching-hot 14-16 (.875) shooting performance... Most efficient scoring game came against Jacksonville University (12-20-13) that saw him shoot 12-13 (.923) from the field.

SAMFORD UNIVERSITY (2012-13)

Southern Conference Freshman of the Year... Third Team All-SoCon selection... Member of the SoCon All-Freshman Team... His 228 rebounds (7.1 rpg) were the most by a Samford player in twelve seasons... Scored in double figures in 30 of his 32 games, including the first 15 games of the season... Scored 17 points and grabbed six rebounds in game versus No. 2 Louisville... Tallied season-high 23 points in his first collegiate game against Austin Peay (11-9-12)... Also grabbed ten rebounds versus Austin Peay, which gave him a double-double in his first career game... Other notable performances include 21 points and six rebounds versus No. 16 Memphis and eleven points and seven rebounds against No. 19 Kentucky.

HIGH SCHOOL

Decorated prep career at Homewood-Flossmoor High School in Chicago... Averaged 11.8 points, 6.5 rebounds, 1.3 assists and 1.3 blocks... Helped the Vikings to a 4A regional championship title... Had 40 blocks as a senior with 14 coming in the last two games of state playoffs... Was a First Team Chicago-Sun Times selection in both basketball and football... Rated among the top prospects in the state of Illinois in the 2012 recruiting class.

PERSONAL

Born Timothy Adonis Williams to parents Tim and Lisa Williams... One of five children... Cousin, Scott Robinson, played football at Western Michigan... Favorite player is Kevin Durant and favorite team is Oklahoma City Thunder... Enjoys playing video games in his free time.

**New Mexico Lobos Basketball
2013-14 Season Review****By Richard Stevens
Senior Writer/GoLobos.com**

You are tempted to start a review of New Mexico's 27-win season by saying "the rookie did good," but to call the Lobos' first-year coach, Craig Neal, a rookie is a bit misleading. "I wasn't a new guy coming in," said Neal.

Neal's history with hard court Xs and Os dates back to childhood, high school, college and the NBA. His six-year history with New Mexico made his 18-inch slide into The Pit's hot seat a seemingly seamless transition. Still, Neal was humble enough to know there was a change in responsibilities – and temperature.



Alex Kirk was one of three Lobos from the 2013-14 roster to sign a professional contract.

"It's a lot different walking down that ramp when you are the guy in charge of the program," said Neal. "I spent a lot of time reaching out to people trying to get better. I don't think that I know all the answers."

Neal knew enough answers in 2013-14 to help push the Lobos to a season of 27 wins. He knew enough to lead the Lobos to their most Mountain West regular-season wins ever (15) and add another Mountain West championship ring to New Mexico's gaudy string of championship bling.

"I thought we had a really, really good season," said Neal. "We won 27 games and a tournament championship and three in a row has never been done before in our conference. I'm really proud of what our kids did."

It was a season that saw Neal's Lobos claim the program's third consecutive Mountain West Tournament Championship, power into the NCAA bracket with 27 wins, and battle an exceptional San Diego State team to the final gun for the MW's regular-season crown.

"I thought 14-4 would win the regular-season (championship) and it didn't," said Neal, semi tongue-in-cheek as his Lobos won 15 games, but SDSU went 16-2. "It didn't happen, but we were right there."

The Lobos run toward the Mountain's automatic NCAA bid was set up by a severe pre-MW testing ground including contests with UAB, Davidson, UMass, Marquette, Kansas, Cincinnati, San Diego and New Mexico State. "It was probably the hardest strength of schedule we've had in a while," said Neal. Colorado State. Only one of those wins came in The Pit.

Sure, the pre-MW schedule was tough, but it also developed a New Mexico team that won seven Mountain West road games and also developed some ornery Lobos. It was a season that saw UNM's "Big Three" of Cameron Bairstow, Alex Kirk and Kendall Williams earn spots on the All-Mountain West Team with Bairstow and Williams placed on the MW's First Team.

Williams leaves UNM as one of the more decorated Lobos ever. He is only the second Lobo to ever score 400 points or more in all four seasons. He also leaves UNM as the Mountain West's career leader in assists.

It was a season that Bairstow made a huge push in his confidence, his game and his scoring to become the most feared forward/post in the conference. Bairstow appeared headed toward Mountain West Player of the Year honors, but was bumped by SDSU's Xavier Thames at the wire.

The 6-foot-9 Lobo – the league's top scorer with a 20.4 average -- later got a taste of sweet revenge by claiming the MW tourney MVP award that went to the best player on the best team during the league's chase for the NCAA automatic bid in Las Vegas' Thomas & Mack Center. Bairstow also is the only Lobo in program history to go from single-digit scoring to double-digit scorings in back-to-back seasons.

"We develop players," said Neal of the Lobo program.

You can't say that the Lobos' success on the court was a surprise in 2013-14 as New Mexico returned four starters from the 2013 MW championship team (also Hugh Greenwood), was the preseason pick to win the 2014 MW title, and was a preseason Top 25 selection.

But Neal still had his challenges. He had to fill in the hole left by Tony Snell's jump into the NBA and he had to develop a productive bench from a handful of youth. He also had to develop chemistry, hunger and a passion for defense because the Lobos were heading into the dog-eat-dog Mountain West with a target on their backs.



Craig Neal's 27 wins in his first season as the Lobo head coach were a program record and tied for 12th in NCAA history for most wins by a first-year head coach.

Neal's Lobos needed to be good and they needed to be focused. And they were – 27 times. There were a few hiccups along the way but nothing too drastic and nothing that kept Neal from achieving his personal No. 1 goal of the season: an NCAA berth.

"My main concern since I got the job was to get them back to the (NCAA) tournament," said Neal. "I was able to do that."

The Lobos' run to the 2014 MW Tournament crown went through Fresno State, Boise State and San Diego State. The 64-58 win over SDSU gave UNM a 2-1 mark over an exceptional Aztecs' team that went 31-5 with two losses to Arizona. "I thought our guys played exciting basketball and I thought our team was fun to watch," said Neal.

The season's end was not fun for the Lobos. New Mexico, for the second straight year, was knocked out of the NCAA bracket in the first round – this time 58-53 by the Stanford Cardinal of the Pac-12. It was a tough loss for New Mexico which had leaned heavily on Bairstow, Kirk and Williams for scoring punch during the 2013-14 season.

Bairstow was dynamic in the loss to Stanford leading all scorers with 24 points in his unrelenting attack on the heart of the Stanford defense. But Williams and Kirk had off nights. Williams went 1-of-9 from

the field and finished with three points. Kirk went 0-of-2 from the floor and finished with three points. That duo had brought a combined 30-point average into the NCAA bracket.

The Lobos played hard and the defense that Neal massaged to a high level throughout the season held the Cardinal to 39 percent shooting. But the Lobos' offense could not compensate for off nights by its two seniors. "One thing we didn't accomplish was advancing," said Neal.

Obviously, NCAA success is important to a program with UNM's goals. But the season of 2013-14 had dramatic success in the pre-conference, conference and MW tournament stages. The team also showed the road toughness that has been a recent trademark of this program. Neal's Lobos tied a program record with 14 wins away from the warmth of The Pit.

Neal, whose 27 wins is the most ever by a first-year Lobo coach, was named as a finalist for two national coaching awards and was given a two-year extension by UNM. The 27 wins tied Neal for the 12th spot in NCAA history for wins by a first-year Division I coach.

The Lobos also are one of two Division I programs that have won three consecutive conference tournaments.

It's almost inevitable that teams and programs end the season in losses on and off the court. Neal took over the keys to The Pit last year after Steve Alford bolted for UCLA. UNM also lost Tony Snell at the close of the 2013 season. Neal said 6-6 Tim Myles and 6-8 Nick Banyard have been granted their releases from the Lobo program. UNM also loses Williams, Bairstow and Chris Perez, who have reached the end of their collegiate eligibility.

Neal said any talk of him looking at other programs was simple talk. "I want to be here. I love it here," he said. "It's a special place for me. I had fun this season. It was a blast."

Editor's Note: Richard Stevens is a former Associate Sports Editor and Sports Columnist for *The Albuquerque Tribune*. You can reach him at rstevens50@comcast.net.



New Mexico won the 2014 MW Tournament, which gave the program its seventh conference championship in six seasons.

2013-14 OVERALL SEASON STATISTICS

Overall record: 27-7 Conf: 15-3 Home: 13-2 Away: 8-3 Neutral: 6-2

#	Player	gp-gs	min	Total		3-Point		F-Throw		Rebounds					pts	avg						
				fg-fga	fg%	3fg-fga	3fg%	ft-fta	ft%	off	def	tot	avg	pf			dq	a	to	blk	stl	
41	BAIRSTOW, Cameron	34-34	1119	32.9	237-426	.556	1-3	.333	219-298	.735	76	175	251	7.4	72	2	53	68	51	19	694	20.4
10	WILLIAMS, Kendall	34-34	1200	35.3	151-351	.430	63-162	.389	179-228	.785	25	96	121	3.6	61	0	168	68	2	53	544	16.0
53	KIRK, Alex	32-32	1025	32.0	165-337	.490	12-56	.214	82-123	.667	73	204	277	8.7	82	3	35	57	85	12	424	13.3
13	NEAL, Cullen	34-3	677	19.9	75-201	.373	42-117	.359	51-71	.718	9	49	58	1.7	80	1	65	64	0	12	243	7.1
03	GREENWOOD, Hugh	31-31	986	31.8	67-167	.401	39-118	.331	20-31	.645	39	118	157	5.1	86	3	105	30	9	27	193	6.2
33	DELANEY, Deshawn	34-23	680	20.0	72-134	.537	16-48	.333	19-39	.487	36	101	137	4.0	52	0	55	23	9	23	179	5.3
01	THOMAS, Cleveland	34-10	517	15.2	39-115	.339	21-59	.356	34-39	.872	28	53	81	2.4	31	0	25	18	1	8	133	3.9
23	BANYARD, Nick	24-0	252	10.5	15-44	.341	1-6	.167	10-13	.769	11	27	38	1.6	34	1	5	9	4	2	41	1.7
11	AGET, Obj	28-2	176	6.3	14-26	.538	0-0	.000	7-13	.538	13	24	37	1.3	30	1	2	7	5	1	35	1.3
02	PEREZ, Chris	2-1	7	3.5	1-3	.333	0-1	.000	0-0	.000	0	0	0	0.0	0	0	1	0	0	0	2	1.0
05	EDWARDS, Arthur	15-0	120	8.0	5-28	.179	1-18	.056	3-4	.750	4	4	8	0.5	21	0	3	6	4	4	14	0.9
22	LINDSAY, Merv	20-0	129	6.5	5-17	.294	1-5	.200	1-5	.200	3	20	23	1.2	21	0	4	4	2	1	12	0.6
12	WILLIAMS, Devon	5-0	8	1.6	1-1	1.000	0-0	.000	0-0	.000	1	1	2	0.4	6	0	1	1	0	0	2	0.4
24	MYLES, Tim	1-0	4	4.0	0-0	.000	0-0	.000	0-0	.000	1	1	2	2.0	2	0	0	1	0	0	0	0.0
Team											41	63	104					5				
Total.....		34	6900		847-1850	.458	197-593	.332	625-864	.723	360	936	1296	38.1	578	11	522	361	172	162	2516	74.0
Opponents.....		34	6900		776-1996	.389	243-699	.348	453-625	.725	368	747	1115	32.8	704	-	388	338	99	193	2248	66.1

2013-14 MOUNTAIN WEST SEASON STATISTICS

RECORD:	OVERALL	HOME	AWAY	NEUTRAL
ALL GAMES	15-3	8-1	7-2	0-0
CONFERENCE	15-3	8-1	7-2	0-0
NON-CONFERENCE	0-0	0-0	0-0	0-0

#	Player	gp-gs	min	Total		3-Point		F-Throw		Rebounds					pts	avg						
				fg-fga	fg%	3fg-fga	3fg%	ft-fta	ft%	off	def	tot	avg	pf			dq	a	to	blk	stl	
41	BAIRSTOW, Cameron	18-18	614	34.1	132-229	.576	1-1	1.000	103-152	.678	39	91	130	7.2	37	1	22	33	27	5	368	20.4
10	WILLIAMS, Kendall	18-18	624	34.7	83-203	.409	36-95	.379	67-92	.728	10	56	66	3.7	36	0	87	29	0	29	269	14.9
53	KIRK, Alex	16-16	518	32.4	81-162	.500	3-17	.176	36-54	.667	28	101	129	8.1	35	0	21	25	48	7	201	12.6
13	NEAL, Cullen	18-0	346	19.2	40-101	.396	22-65	.338	20-31	.645	7	27	34	1.9	41	1	32	26	0	6	122	6.8
03	GREENWOOD, Hugh	18-18	571	31.7	41-100	.410	24-69	.348	9-12	.750	17	72	89	4.9	46	2	67	17	5	21	115	6.4
33	DELANEY, Deshawn	18-17	412	22.9	39-71	.549	13-29	.448	8-14	.571	25	56	81	4.5	29	0	37	14	1	13	99	5.5
01	THOMAS, Cleveland	18-0	247	13.7	21-56	.375	12-32	.375	20-21	.952	11	25	36	2.0	14	0	12	5	0	3	74	4.1
02	PEREZ, Chris	1-1	6	6.0	1-3	.333	0-1	.000	0-0	.000	0	0	0	0.0	0	0	1	0	0	0	2	2.0
11	AGET, Obj	14-2	107	7.6	12-20	.600	0-0	.000	3-5	.600	7	7	14	1.0	17	1	1	5	2	1	27	1.9
23	BANYARD, Nick	12-0	103	8.6	8-21	.381	1-2	.500	2-2	1.000	1	12	13	1.1	21	1	2	4	0	0	19	1.6
22	LINDSAY, Merv	10-0	87	8.7	2-11	.182	1-4	.250	1-2	.500	1	15	16	1.6	11	0	3	2	1	1	6	0.6
05	EDWARDS, Arthur	4-0	11	2.8	1-3	.333	0-2	.000	0-0	.000	0	0	0	0.0	5	0	0	1	1	1	2	0.5
12	WILLIAMS, Devon	3-0	4	1.3	0-0	.000	0-0	.000	0-0	.000	0	1	1	0.3	3	0	0	1	0	0	0	0.0
Team											22	29	51					3				
Total.....		18	3650		461-980	.470	113-317	.356	269-385	.699	168	492	660	36.7	295	6	285	165	85	87	1304	72.4
Opponents.....		18	3650		395-1028	.384	125-360	.347	222-312	.712	183	405	588	32.7	341	-	203	173	46	91	1137	63.2

2013-14 OVERALL SEASON RESULTS

RECORD:	OVERALL	HOME	AWAY	NEUTRAL
ALL GAMES	27-7	13-2	8-3	6-2
CONFERENCE	15-3	8-1	7-2	0-0
NON-CONFERENCE	12-4	5-1	1-1	6-2

Date	Opponent	Score	Att.	High Points	High Rebounds
11/09/13	ALABAMA A&M	W 88-52	14445	(22)BAIRSTOW, Cameron	(12)KIRK, Alex
11/17/13	CHARLESTON SOUTHERN	W 109-93	14146	(29)BAIRSTOW, Cameron	(13)KIRK, Alex
11/21/13	#vs UAB	Wo2 97-94	1873	(29)WILLIAMS, Kendall	(11)KIRK, Alex
11/22/13	#vs Massachusetts	65-81 L	1730	(32)KIRK, Alex	(11)KIRK, Alex
11/24/13	#vs Davidson	W 79-58	1137	(18)BAIRSTOW, Cameron	(14)KIRK, Alex
11/30/13	SAN DIEGO	W 73-66	15364	(28)WILLIAMS, Kendall	(11)KIRK, Alex
12/04/13	at New Mexico State	W 79-70	9184	(24)WILLIAMS, Kendall	(8)BAIRSTOW, Cameron
12/07/13	CINCINNATI	W 63-54	15411	(24)BAIRSTOW, Cameron	(13)BAIRSTOW, Cameron
12/14/13	\$at Kansas	63-80 L	18493	(24)BAIRSTOW, Cameron (24)WILLIAMS, Kendall	(6)BAIRSTOW, Cameron
12/17/13	NEW MEXICO STATE	61-67 L	15411	(25)BAIRSTOW, Cameron	(10)KIRK, Alex
12/21/13	%vs Marquette	W 75-68	5207	(24)NEAL, Cullen	(10)DELANEY, Deshawn (10)BAIRSTOW, Cameron
12/23/13	GRAND CANYON	W 80-68	15322	(18)NEAL, Cullen	(11)KIRK, Alex
01/04/14	*COLORADO STATE	W 80-73	15411	(29)BAIRSTOW, Cameron	(14)BAIRSTOW, Cameron
01/08/14	*at Wyoming	Wot 72-69	4711	(15)BAIRSTOW, Cameron	(8)KIRK, Alex
01/11/14	*at San Jose State	W 69-65	2078	(19)WILLIAMS, Kendall	(7)KIRK, Alex (7)GREENWOOD, Hugh
01/15/14	*UNLV	73-76 L	15351	(27)BAIRSTOW, Cameron	(11)KIRK, Alex
01/18/14	*at Fresno State	W 89-78	6499	(22)BAIRSTOW, Cameron	(8)BAIRSTOW, Cameron
01/21/14	*BOISE STATE	W 84-75	15242	(20)GREENWOOD, Hugh	(9)DELANEY, Deshawn
01/25/14	*at Colorado State	W 68-66	5592	(23)WILLIAMS, Kendall	(6)BAIRSTOW, Cameron
01/28/14	*at Utah State	W 78-65	9751	(22)BAIRSTOW, Cameron	(10)GREENWOOD, Hugh
02/01/14	*SAN JOSE STATE	W 72-47	15411	(14)BAIRSTOW, Cameron	(7)GREENWOOD, Hugh (7)BAIRSTOW, Cameron
02/05/14	*WYOMING	Wot 66-61	15077	(23)BAIRSTOW, Cameron	(11)BAIRSTOW, Cameron
02/12/14	*at Boise State	70-71 L	6329	(22)WILLIAMS, Kendall	(9)KIRK, Alex
02/15/14	*NEVADA	W 90-72	15411	(29)KIRK, Alex	(11)BAIRSTOW, Cameron
02/19/14	*at UNLV	W 68-56	13701	(29)WILLIAMS, Kendall	(7)WILLIAMS, Kendall (7)GREENWOOD, Hugh
02/22/14	*SAN DIEGO STATE	W 58-44	15411	(26)BAIRSTOW, Cameron	(9)KIRK, Alex (9)BAIRSTOW, Cameron
02/25/14	*UTAH STATE	W 67-58	15352	(14)BAIRSTOW, Cameron	(12)KIRK, Alex
03/02/14	*at Nevada	W 72-58	7259	(22)BAIRSTOW, Cameron	(11)KIRK, Alex
03/05/14	*AIR FORCE	W 80-52	15411	(21)BAIRSTOW, Cameron	(9)DELANEY, Deshawn
03/08/14	*at San Diego State	48-51 L	12414	(20)BAIRSTOW, Cameron	(11)KIRK, Alex
03/13/14	^vs Fresno State	W 93-77	10645	(21)KIRK, Alex (21)BAIRSTOW, Cameron	(10)BAIRSTOW, Cameron
03/14/14	^vs Boise State	W 70-67	15135	(23)BAIRSTOW, Cameron	(11)KIRK, Alex
03/15/14	^vs San Diego State	W 64-58	13798	(17)BAIRSTOW, Cameron	(11)KIRK, Alex
03/21/14	!vs Stanford	53-58 L		(24)BAIRSTOW, Cameron	(8)BAIRSTOW, Cameron

denotes Charleston Classic (Charleston, S.C.)
 \$ denotes Kansas City Shootout (Kansas City, Mo.)
 % denotes MGM Grand Showcase (Las Vegas, Nev.)
 ^ denotes Mountain West Tournament (Las Vegas, Nev.)
 * denotes Mountain West Game
 ! denotes NCAA Tournament (second round, St. Louis, Mo.)

Attendance Summary	Games	Attend	Avg/Game
Home	15	228176	15212
Away	11	96011	8728
Neutral	8	49525	6191
Total	34	373712	10992

NEW MEXICO GAME HIGHS

POINTS	109	CHARLESTON SOUTHERN (11/17/13)
	97	vs UAB (11/21/13)
	93	vs Fresno State (03/13/14)
	90	NEVADA (02/15/14)
	89	at Fresno State (01/18/14)
FIELD GOALS MADE	34	CHARLESTON SOUTHERN (11/17/13)
	32	NEVADA (02/15/14)
FIELD GOAL ATTEMPTS	91	vs UAB (11/21/13)
	64	vs Massachusetts (11/22/13)
FIELD GOAL PERCENTAGE	.596 (34-57)	CHARLESTON SOUTHERN (11/17/13)
	.585 (31-53)	ALABAMA A&M (11/09/13)
3 PT FIELD GOALS MADE	10	AIR FORCE (03/05/14)
	9	BOISE STATE (01/21/14)
	9	vs Marquette (12/21/13)
	9	CHARLESTON SOUTHERN (11/17/13)
3 PT FG ATTEMPTS	38	vs UAB (11/21/13)
	27	AIR FORCE (03/05/14)
3 PT FG PERCENTAGE	.545 (6-11)	at Boise State (02/12/14)
	.529 (9-17)	BOISE STATE (01/21/14)
FREE THROWS MADE	32	CHARLESTON SOUTHERN (11/17/13)
	31	vs Fresno State (03/13/14)
FREE THROW ATTEMPTS	43	CHARLESTON SOUTHERN (11/17/13)
	41	at Fresno State (01/18/14)
FREE THROW PERCENTAGE	.905 (19-21)	NEVADA (02/15/14)
	.897 (26-29)	SAN DIEGO (11/30/13)
REBOUNDS	58	vs UAB (11/21/13)
	48	COLORADO STATE (01/04/14)
	48	vs Davidson (11/24/13)
	48	ALABAMA A&M (11/09/13)
ASSISTS	27	NEVADA (02/15/14)
	25	CHARLESTON SOUTHERN (11/17/13)
STEALS	10	AIR FORCE (03/05/14)
	9	BOISE STATE (01/21/14)
	9	at San Jose State (01/11/14)
BLOCKED SHOTS	12	vs Massachusetts (11/22/13)
	8	GRAND CANYON (12/23/13)
	8	vs UAB (11/21/13)
	8	ALABAMA A&M (11/09/13)
TURNOVERS	18	vs Massachusetts (11/22/13)
	16	at San Diego State (03/08/14)
FOULS	27	vs UAB (11/21/13)
	26	at Colorado State (01/25/14)

OPPONENT GAME HIGHS

POINTS	94	vs UAB (11/21/13)
	93	CHARLESTON SOUTHERN (11/17/13)
	81	vs Massachusetts (11/22/13)
	80	at Kansas (12/14/13)
	78	at Fresno State (01/18/14)
FIELD GOALS MADE	32	vs Massachusetts (11/22/13)
	30	vs UAB (11/21/13)
FIELD GOAL ATTEMPTS	81	vs UAB (11/21/13)
	74	vs Massachusetts (11/22/13)
FIELD GOAL PERCENTAGE	.519 (28-54)	at Kansas (12/14/13)
	.500 (24-48)	UNLV (01/15/14)
3 PT FIELD GOALS MADE	15	CHARLESTON SOUTHERN (11/17/13)
	11	NEVADA (02/15/14)
	11	at Boise State (02/12/14)
	11	at San Jose State (01/11/14)
3 PT FG ATTEMPTS	34	CHARLESTON SOUTHERN (11/17/13)
	32	at San Jose State (01/11/14)
	32	ALABAMA A&M (11/09/13)
3 PT FG PERCENTAGE	.538 (7-13)	UNLV (01/15/14)
	.533 (8-15)	vs Stanford (03/21/14)
FREE THROWS MADE	29	vs UAB (11/21/13)
	26	at Fresno State (01/18/14)
FREE THROW ATTEMPTS	36	vs UAB (11/21/13)
	33	at Colorado State (01/25/14)
	33	at Fresno State (01/18/14)
FREE THROW PERCENTAGE	.933 (14-15)	CINCINNATI (12/07/13)
	.917 (22-24)	CHARLESTON SOUTHERN (11/17/13)
REBOUNDS	62	vs UAB (11/21/13)
	43	vs Massachusetts (11/22/13)
ASSISTS	19	GRAND CANYON (12/23/13)
	19	at Kansas (12/14/13)
	19	CHARLESTON SOUTHERN (11/17/13)
STEALS	14	at San Diego State (03/08/14)
	11	vs San Diego State (03/15/14)
BLOCKED SHOTS	8	NEW MEXICO STATE (12/17/13)
	8	vs Massachusetts (11/22/13)
TURNOVERS	17	AIR FORCE (03/05/14)
	16	vs UAB (11/21/13)
FOULS	30	vs UAB (11/21/13)
	28	CHARLESTON SOUTHERN (11/17/13)
	28	ALABAMA A&M (11/09/13)

NEW MEXICO GAME LOWS

POINTS	48	at San Diego State (03/08/14)
	53	vs Stanford (03/21/14)
	58	SAN DIEGO STATE (02/22/14)
	61	NEW MEXICO STATE (12/17/13)
	63	CINCINNATI (12/07/13)
	63	at Kansas (12/14/13)
FIELD GOALS MADE	18	at Kansas (12/14/13)
	18	NEW MEXICO STATE (12/17/13)
FIELD GOAL ATTEMPTS	42	vs San Diego State (03/15/14)
	43	at San Diego State (03/08/14)
FIELD GOAL PERCENTAGE	.333 (18-54)	at Kansas (12/14/13)
	.341 (31-91)	vs UAB (11/21/13)
3 PT FIELD GOALS MADE	0	NEW MEXICO STATE (12/17/13)
	1	WYOMING (02/05/14)
3 PT FG ATTEMPTS	7	NEW MEXICO STATE (12/17/13)
	9	CINCINNATI (12/07/13)
3 PT FG PERCENTAGE	.000 (0-7)	NEW MEXICO STATE (12/17/13)
	.100 (1-10)	WYOMING (02/05/14)
FREE THROWS MADE	4	SAN DIEGO STATE (02/22/14)
	8	at UNLV (02/19/14)
	8	at San Diego State (03/08/14)
FREE THROW ATTEMPTS	6	SAN DIEGO STATE (02/22/14)
	12	at San Diego State (03/08/14)
FREE THROW PERCENTAGE	.524 (11-21)	UTAH STATE (02/25/14)
	.533 (8-15)	at UNLV (02/19/14)
REBOUNDS	25	at Boise State (02/12/14)
	28	BOISE STATE (01/21/14)
ASSISTS	6	NEW MEXICO STATE (12/17/13)
	8	at Kansas (12/14/13)
STEALS	1	COLORADO STATE (01/04/14)
	2	SAN DIEGO (11/30/13)
	2	at Colorado State (01/25/14)
	2	at Boise State (02/12/14)
	2	UTAH STATE (02/25/14)
	2	at San Diego State (03/08/14)
	2	vs San Diego State (03/15/14)
	2	vs Stanford (03/21/14)
BLOCKED SHOTS	2	at Kansas (12/14/13)
	2	at San Jose State (01/11/14)
	2	at Colorado State (01/25/14)
	2	SAN JOSE STATE (02/01/14)
	2	WYOMING (02/05/14)
	2	vs Stanford (03/21/14)
TURNOVERS	3	SAN JOSE STATE (02/01/14)
	4	at Boise State (02/12/14)
FOULS	9	AIR FORCE (03/05/14)
	10	at San Jose State (01/11/14)

OPPONENT GAME LOWS

POINTS	44	SAN DIEGO STATE (02/22/14)
	47	SAN JOSE STATE (02/01/14)
	51	at San Diego State (03/08/14)
	52	ALABAMA A&M (11/09/13)
	52	AIR FORCE (03/05/14)
FIELD GOALS MADE	15	ALABAMA A&M (11/09/13)
	15	SAN JOSE STATE (02/01/14)
FIELD GOAL ATTEMPTS	44	SAN JOSE STATE (02/01/14)
	48	UNLV (01/15/14)
	48	at San Diego State (03/08/14)
FIELD GOAL PERCENTAGE	.268 (15-56)	ALABAMA A&M (11/09/13)
	.295 (18-61)	CINCINNATI (12/07/13)
3 PT FIELD GOALS MADE	0	at San Diego State (03/08/14)
	2	SAN DIEGO STATE (02/22/14)
3 PT FG ATTEMPTS	9	at San Diego State (03/08/14)
3 PT FG PERCENTAGE	.000 (0-9)	at San Diego State (03/08/14)
	.143 (3-21)	at UNLV (02/19/14)
FREE THROWS MADE	0	SAN DIEGO STATE (02/22/14)
	6	at San Jose State (01/11/14)
	6	WYOMING (02/05/14)
	6	UTAH STATE (02/25/14)
FREE THROW ATTEMPTS	3	SAN DIEGO STATE (02/22/14)
	8	SAN DIEGO (11/30/13)
FREE THROW PERCENTAGE	.000 (0-3)	SAN DIEGO STATE (02/22/14)
	.471 (8-17)	vs Davidson (11/24/13)
REBOUNDS	22	CHARLESTON SOUTHERN (11/17/13)
	22	WYOMING (02/05/14)
ASSISTS	4	SAN DIEGO STATE (02/22/14)
	5	at New Mexico State (12/04/13)
	5	CINCINNATI (12/07/13)
	5	vs San Diego State (03/15/14)
STEALS	0	SAN JOSE STATE (02/01/14)
	1	at Utah State (01/28/14)
BLOCKED SHOTS	0	vs Davidson (11/24/13)
	0	SAN DIEGO (11/30/13)
	0	at Colorado State (01/25/14)
	0	at Boise State (02/12/14)
	0	UTAH STATE (02/25/14)
	0	vs San Diego State (03/15/14)
TURNOVERS	5	COLORADO STATE (01/04/14)
	5	at Boise State (02/12/14)
	5	at UNLV (02/19/14)
FOULS	10	SAN DIEGO STATE (02/22/14)
	14	AIR FORCE (03/05/14)

THE LAST TIME...

TEAM

Scored 100 Points

New Mexico..... 109, Charleston Southern, 11-17-13
Opponent103, New Mexico State, 12-5-06

65 Percent Shooting

New Mexico69.2 (27-39) at Air Force, 1-15-05
Opponent 66.7 (38-57), New Mexico State, 12-5-06

60 Percent Shooting

New Mexico 63.8 (37-58) vs. Houston Baptist, 1-3-12
Opponent 63.3 (31-49), Colorado State, 1-6-07

Less Than 35 Percent Shooting

New Mexico..... 34.6 (18-52) New Mexico State, 12-17-13
Opponent 34.5 (19-55) Air Force, 3-5-14

Less Than 30 Percent Shooting

New Mexico 25.0 (11-44) at San Diego State, 1-26-13
Opponent29.5 (18-61) vs. Cincinnati, 12-7-13

12 3-Point Field Goals Made

New Mexico 15 (of 33) at Air Force, 3-9-13
Opponent 15 (of 34), Charleston Southern, 11-17-13

60 Percent Shooting From 3-Point (min. 5 made)

New Mexico 66.7 (12-18) at San Diego, 12-12-09
Opponent62.5 (5-8), vs. San Diego State, 2-16-11

Failed to Make a 3-Pointer

New Mexico.0-7 vs. New Mexico St., 12-17-13 (streak ended @ 737)
Opponent0-9, at San Diego State, 3-8-14

Overtime Game

New Mexico Win 66-61 Wyoming, 2-5-14
New Mexico Loss 76-79 vs. Santa Clara, 11-24-11

Double Overtime Game

New Mexico Win 97-94 vs. UAB, 11-21-13
New Mexico Loss..... 73-76 at Dayton, 1-1-10

Triple Overtime

New Mexico Win 104-99 vs. Fresno State, 3-8-96
New Mexico Loss..... never

Won Game at the Buzzer

New Mexico Damion Walker
layin to defeat Arizona 79-78
1-16-99 in Albuquerque
Opponent Chris Hines (Utah)
25-foot banked off-balance three to defeat UNM 62-60
2-19-11 at The Pit, second buzzer beater of the season

Coach Received a Technical Foul

New Mexico..... Craig Neal at UNLV, 2-19-14
Opponent Leon Rice, vs. Boise State, 3-14-14

INDIVIDUAL

Scored 35 Points

New Mexico 36, J.R. Giddens, Wyoming, 2-9-08
Opponent 39, Donta Richardson, Wyoming, 2-15-03

Scored 40 Points

New Mexico 46, Kendall Williams at Colorado State, 2-23-13
Opponent 49, Maurice Alexander, Wyoming, 2-9-91

Scored 50 Points

New Mexico 50, Marvin Johnson, Colorado State, 3-2-78
Opponent 52, Jimmer Fredette, BYU, 3-11-11

Made 6 3-Pointers

New Mexico 6 (of 8), Cullen Neal vs. Marquette, 12-21-13
Opponent 6 (of 10), Jaleel Williams, at San José State, 1-11-14

15 Rebounds

New Mexico16, Alex Kirk at UNLV, 2-9-13
Opponent 22, Ryan Watkins, Boise State, 1-21-14

20 Rebounds

New Mexico 20, Drew Gordon, UNLV, 2-18-12
Opponent 22, Ryan Watkins, Boise State, 1-21-14

10 Assists

New Mexico 10, Kendall Williams, at Nevada, 3-2-14
Opponent 12, Christopher Anderson, San Diego, 11-30-13

5 Steals

New Mexico..... 5, Demetrius Walker, Montana State, 12-20-11
Opponent 5, Xavier Thames, at San Diego State, 3-8-14

5 Blocks

New Mexico..... 5, Alex Kirk, San Diego State, 2-22-14
Opponent 5, Christian Wood, UNLV, 2-19-14

Triple-Double

New MexicoLuc Longley vs. Penn State, 3-28-90
17 points, 14 rebounds, 10 assists

Two Players Scoring 25 Points

New MexicoRuben Douglas (32) & Eric Chatfield (25)
vs. UNLV, 3-7-02

Two Players with a Double-Double

New Mexico.....Alex Kirk (10 pts., 11 rbd.) and
..... Kendall Williams (11 pts., 10 asst.), at Nevada (3-2-14)
Opponent Roscoe Smith (10 pts, 10 rbd) and Khem Birch
..... (11 pts, 12 rbd), 2-19-14

Three Players Scoring 20+ Points

New Mexico..... Cameron Bairstow (29), Alex Kirk (24),
..... Kendall Williams (20), Charleston Southern, 3-7-02
Opponent Colton Iverson (26), Wes Eikmeier (22),
..... Dorian Green (20), Colorado State, 2-23-13

TOP SINGLE GAME INDIVIDUAL PERFORMANCES...

NEW MEXICO

Points: 32 by Alex Kirk vs. UMass (11-22-13)
FG Made: 11 (of 26) by Alex Kirk vs. UMass (11-22-13)
 11 (of 17) by Alex Kirk vs. Nevada (2-15-14)
 11 (of 17) by Kendall Williams at UNLV (2-19-14)
 11 (of 18) by Cameron Bairstow vs. San Diego State (2-22-14)
FG Att: 26 (made 11) by Alex Kirk vs. UMass (11-22-13)
FG% (8 att. min): .900 (9 of 10) by Cameron Bairstow vs. Alabama A&M (11-9-13)
3-Pt. FG Made: 6 (of 8) by Cullen Neal vs. Marquette (12-21-13)
3-Pt. FG Att: 10 (made 5) by Kendall Williams at Colorado State (1-25-14)
FT Made: 16 (of 16) by Kendall Williams vs. San Diego (11-30-13)
FT Att: 20 (made 13) by Cameron Bairstow vs. Colorado State (1-4-14)
FT% (8 att): 1.000 (16 of 16) by Kendall Williams vs. San Diego (11-30-13)

Rebounds: 14 by Alex Kirk vs. Davidson (11-24-13)
 14 by Cameron Bairstow vs. Colorado State (1-4-14)
Assists: 10 by Kendall Williams vs. Charleston Southern (11-17-13)
 10 by Kendall Williams vs. UAB (11-21-13)
 10 by Kendall Williams at Nevada (3-2-14)
Steals: 4 by Kendall Williams at Wyoming (1-8-14)
Blocks: 5 by Alex Kirk vs. Charleston Southern (11-17-13)
 5 by Alex Kirk vs. UAB (11-21-13)
 5 by Alex Kirk vs. UMass (11-22-13)
 5 by Alex Kirk vs. Colorado State (1-4-14)
 5 by Alex Kirk vs. Boise State (1-21-14)
 5 by Cameron Bairstow at UNLV (2-19-14)
 5 by Alex Kirk vs. San Diego State (2-22-14)

OPPONENT

34 by Chad Frazier, UAB (11-21-13)
 11 (of 19) Chad Frazier, UAB (11-21-13)

22 (made 3) Rod Rucker, UAB (11-21-13)
 .750 (6 of 8) by Paul Gombwer, Charleston Southern (11-17-13)
 6 (of 10) by Jaleel Williams, San José State (1-4-14)
 11 (made 4) by Brian Sullivan, Davidson (11-24-13)
 15 (of 17) by Saah Nimley, Charleston Southern (11-17-13)
 17 (made 15) by Saah Nimley, Charleston Southern (11-17-13)
 1.000 (8 of 8) by Sean Kilpatrick, Cincinnati (12-7-13)
 1.000 (8 of 8) by Daniel Mullings, New Mexico State (12-17-13)
 1.000 (8 of 8) by Derrick Marks, at Boise State (2-12-14)
 22 by Ryan Watkins, Boise State (1-21-14)

12 by Saah Nimley, Charleston Southern (11-17-13)
 12 by Christopher Anderson, San Diego (11-30-13)

5 by Xavier Thames, at San Diego State (3-8-14)
 6 by Larry Nance, Jr., at Wyoming (1-8-14)

NEW MEXICO'S RECORD IN 2013-14 WHEN...

	MWC	All
leading at the half:	12-2	23-2
trailing at the half:	3-1	4-5
tied at the half:	0-0	0-0
outshoot opponent:	13-2	23-2
outshot by opponent:	2-1	4-5
shooting tied:	0-0	0-0
outrebound opponent:	10-2	20-4
outrebounded by opponent:	3-1	5-3
rebounds tied:	2-0	2-0
commit fewer turnovers:	8-1	10-1
commit more turnovers:	7-2	16-5
turnovers tied:	0-0	1-1
commit 10 turnovers or less:	10-2	14-4
commit more than 10 turnovers:	5-1	13-3
UNM shoots 50% or better:	4-1	9-1
UNM shoots below 50%:	11-2	18-6
opponent shoots 50% or better:	0-1	0-2
opponent shoots less than 50%:	15-2	27-5
Overtime	0-0	2-0
Bench outscoring opponent bench	8-0	9-1
In The Pit	8-1	13-2
On the road	7-2	8-3
On a neutral floor	0-0	6-2
vs. Ranked	1-1	2-2

UNM scores between:	30-39	40-49	50-59	60-69	70-79	80-89	90-99	100+
All	0-0	0-1	1-1	7-3	9-2	6-0	3-0	1-0
MW	0-0	0-1	1-0	5-0	4-2	4-0	1-0	0-0

Opponent scores between:	30-39	40-49	50-59	60-69	70-79	80-89	90-99	100+
All	0-0	2-0	8-2	9-1	6-2	0-2	2-0	0-0
MW	0-0	2-0	4-1	5-0	4-2	0-0	0-0	0-0

DUNKS (UNM 117, Opp 48)

Alex Kirk	47
Cameron Bairstow	33
Kendall Williams	11
Obji Aget	9
Deshawn Delaney	9
Nick Banyard	4
Arthur Edwards	2
Merv Lindsay	2

CHARGES DRAWN (UNM 5, Opp 14)

Hugh Greenwood	3
Cullen Neal	1
Cameron Bairstow	1

FOULS DRAWN (704)

Cameron Bairstow	246
Kendall Williams	168
Alex Kirk	114
Cullen Neal	59
Hugh Greenwood	45
Deshawn Delaney	23
Cleveland Thomas	20
Obji Aget	12
Nick Banyard	10
Merv Lindsay	5
Arthur Edwards	2

WIN-LOSS BY DAY

Monday	1-0
Tuesday	3-1
Wednesday	5-2
Thursday	2-0
Friday	1-2
Saturday	12-2
Sunday	3-0

WIN-LOSS BY MONTH

November	5-1
December	4-2
January	7-1
February	6-1
March	5-2

WIN-LOSS BY JERSEY

White	11-3
Cherry	9-2
Silver	5-2
Camouflage	1-0
Turquoise	1-0
Neal in Cherry Blazer	4-0

SCORING DOUBLE FIGURES

	G	RECORD	MWC
Cameron Bairstow	33	27-6	15-3
Kendall Williams	31	26-5	14-2
Alex Kirk	23	19-4	10-3
Cullen Neal	9	9-0	4-0
Deshawn Delaney	6	4-2	2-1
Cleveland Thomas	5	5-0	3-0
Hugh Greenwood	2	2-0	1-0

LEADING UNM IN SCORING

	G	RECORD	MWC
Cameron Bairstow	22	17-5	10-2
Kendall Williams	8	6-2	3-1
Alex Kirk	3	2-1	1-0
Cullen Neal	2	2-0	0-0
Hugh Greenwood	1	1-0	1-0

*includes 2 two-way ties

SCORING 20+ POINTS

	G	RECORD	MWC
Cameron Bairstow	22	17-5	9-2
Kendall Williams	9	7-2	2-1
Alex Kirk	5	4-1	1-0
Cullen Neal	1	1-0	0-0
Hugh Greenwood	1	1-0	1-0

DOUBLE-DOUBLES

	G	RECORD	MWC
Alex Kirk	14	10-4	4-2
Cameron Bairstow	8	8-0	4-0
Kendall Williams	3	3-0	1-0
Deshawn Delaney	1	1-0	0-0

DOUBLE FIGURE REBOUNDS

	G	RECORD	MWC
Alex Kirk	16	12-4	4-2
Cameron Bairstow	8	8-0	4-0
Hugh Greenwood	2	2-0	1-0
Deshawn Delaney	1	1-0	0-0

LEADING UNM IN REBOUNDS

	G	RECORD	MWC
Alex Kirk	17	13-4	5-2
Cameron Bairstow	13	11-2	7-0
Hugh Greenwood	4	4-0	4-0
Deshawn Delaney	3	3-0	2-0
Kendall Williams	1	1-0	1-0

*includes 5 two-way ties

LEADING UNM IN ASSISTS

	G	RECORD	MWC
Kendall Williams	18	12-6	6-2
Hugh Greenwood	8	8-0	5-0
Deshawn Delaney	4	3-1	2-1
Cullen Neal	2	2-0	2-0
Cameron Bairstow	2	2-0	0-0
Alex Kirk	1	1-0	1-0

*includes 1 two-way tie

5+ ASSISTS

	G	RECORD	MWC
Kendall Williams	16	13-3	7-1
Hugh Greenwood	7	7-0	5-0
Cullen Neal	3	3-0	1-0
Cameron Bairstow	2	2-0	0-0
Alex Kirk	2	2-0	2-0
Deshawn Delaney	1	1-0	1-0

5+ STEALS

	G	RECORD	MWC
None			

LINEUPS

	G	REC	MWC
Williams, Greenwood, Thomas, Bairstow, Kirk (1-9)	9	7-2	0-0
Williams, Neal, Thomas, Bairstow, Kirk (10)	1	0-1	0-0
Williams, Neal, Delaney, Bairstow, Kirk (11-12)	2	2-0	0-0
Williams, Greenwood, Delaney, Bairstow, Kirk (13-18; 21-28; 30-34)	19	15-4	12-3
Williams, Greenwood, Delaney, Bairstow, Aget (19-20)	2	2-0	2-0
Perez, Williams, Greenwood, Bairstow, Kirk (29)	1	1-0	1-0

NEW MEXICO MARGIN OF VICTORY/DEFEAT

	1	2	3	4	5	6	7	8	9	10	11-15	16-20	21+
All	1	2	3	4	5	6	7	8	9	10	11-15	16-20	21+
WIN	0	1	3	1	1	0	3	0	4	0	5	2	4
LOSS	1	0	2	0	1	1	0	0	0	0	0	2	0

	1	2	3	4	5	6	7	8	9	10	11-15	16-20	21+
MW	1	2	3	4	5	6	7	8	9	10	11-15	16-20	21+
WIN	0	1	1	1	1	0	1	0	2	0	4	1	2
LOSS	1	0	2	0	0	0	0	0	0	0	0	0	0

GM #3: (19/20) NEW MEXICO 97, UAB 94 (OT) THURS., NOV. 21, 2013 * CHARLESTON, S.C. * 1,873

GM #4: UMASS 81, (19/20) NEW MEXICO 65 FRI., NOV. 22, 2013 * CHARLESTON, S.C. * 1,730

UAB 94 • 3-1

Box score for UAB vs New Mexico 97, showing player stats for FG-FGA, 3-Ptr, FT-FTA, Rebounds, PF, TP, A TO Blk Stl, Min. Totals: 30-81, 5-14, 29-36, 22 40 62, 30 94, 12 16 3 2 250.

FG % 1st Half: 10-32 31.3% 2nd half: 14-30 46.7% OT: 6-19 31.6% Game: 30-81 37.0% Deadball Rebounds 3,1

New Mexico 97 • 3-0

Box score for New Mexico vs UAB 94, showing player stats for FG-FGA, 3-Ptr, FT-FTA, Rebounds, PF, TP, A TO Blk Stl, Min. Totals: 31-91, 8-38, 27-38, 25 33 58, 27 97, 19 9 8 7 250.

FG % 1st Half: 12-36 33.3% 2nd half: 13-38 34.2% OT: 6-17 35.3% Game: 31-91 34.1% Deadball Rebounds 5

Officials: Tom O'Neill, John Hampton, Rick Hartzell Technical fouls: UAB-None. New Mexico-TEAM.

Attendance: 1873 Charleston Classic Presented by Gildan - Game 2

Score by periods table with columns 1st, 2nd, OT, Total and Points in Paint, Off T/O, 2nd Chance, Fast Break, Bench.

Last FG - UAB 07:01:08, NM 07:00:41. Largest lead - UAB by 6 2nd-00:55, NM by 12 1st-01:43.

Massachusetts 81 • 5-0

Box score for Massachusetts vs New Mexico 65, showing player stats for FG-FGA, 3-Ptr, FT-FTA, Rebounds, PF, TP, A TO Blk Stl, Min. Totals: 32-74, 7-17, 10-14, 18 25 43, 15 81, 13 13 8 8 200.

FG % 1st Half: 14-42 33.3% 2nd half: 18-32 56.3% Game: 32-74 43.2% Deadball Rebounds 2

New Mexico 65 • 3-1

Box score for New Mexico vs Massachusetts 81, showing player stats for FG-FGA, 3-Ptr, FT-FTA, Rebounds, PF, TP, A TO Blk Stl, Min. Totals: 25-64, 5-18, 10-14, 15 26 41, 16 65, 13 18 12 6 200.

FG % 1st Half: 13-36 36.1% 2nd half: 12-28 42.9% Game: 25-64 39.1% Deadball Rebounds 3

Officials: John Higgins, Mike Stuar, Antonio Petty Technical fouls: Massachusetts-None. New Mexico-TEAM.

Attendance: 1730 Charleston Classic Presented by Gildan - Game 6

Score by periods table with columns 1st, 2nd, Total and Points in Paint, Off T/O, 2nd Chance, Fast Break, Bench.

Last FG - UMA 2nd-01:04, NM 2nd-07:56. Largest lead - UMA by 17 2nd-00:39, NM by 5 1st-13:39.

GM #5: (19/20) NEW MEXICO 78, DAVIDSON 59 SUN., NOV. 24, 2013 * CHARLESTON, S.C. * 1,137

GM #6: (RV/RV) NEW MEXICO 73, SAN DIEGO 66 SAT., NOV. 30, 2013 * ALBUQUERQUE, N.M. * 15,364

New Mexico 79 • 4-1

Box score for New Mexico vs Davidson 59, showing player stats for FG-FGA, 3-Ptr, FT-FTA, Rebounds, PF, TP, A TO Blk Stl, Min. Totals: 28-57, 7-18, 16-19, 11 37 48, 21 79, 15 14 6 4 200.

FG % 1st Half: 13-28 46.4% 2nd half: 15-29 51.7% Game: 28-57 49.1% Deadball Rebounds 2

Davidson 58 • 1-5

Box score for Davidson vs New Mexico 78, showing player stats for FG-FGA, 3-Ptr, FT-FTA, Rebounds, PF, TP, A TO Blk Stl, Min. Totals: 21-59, 8-29, 8-17, 8 19 27, 18 58, 11 10 0 9 200.

FG % 1st Half: 11-34 32.4% 2nd half: 10-25 40.0% Game: 21-59 35.6% Deadball Rebounds 2

Officials: Tom O'Neill, Mike Stuart, John Hampton Technical fouls: New Mexico-AGET, Obj, Davidson-KALINOSKI, Tyler.

Attendance: 1137 Charleston Classic Presented by Gildan - Third-Place Game

Score by periods table with columns 1st, 2nd, Total and Points in Paint, Off T/O, 2nd Chance, Fast Break, Bench.

Last FG - NM 2nd-00:28, DAV 2nd-01:19. Largest lead - NM by 22 2nd-00:28, DAV None.

San Diego 66 • 7-2

Box score for San Diego vs New Mexico 73, showing player stats for FG-FGA, 3-Ptr, FT-FTA, Rebounds, PF, TP, A TO Blk Stl, Min. Totals: 25-62, 9-24, 7-8, 7 19 26, 23 66, 15 7 0 9 200.

FG % 1st Half: 11-29 37.9% 2nd half: 14-33 42.4% Game: 25-62 40.3% Deadball Rebounds 0,1

New Mexico 73 • 5-1

Box score for New Mexico vs San Diego 66, showing player stats for FG-FGA, 3-Ptr, FT-FTA, Rebounds, PF, TP, A TO Blk Stl, Min. Totals: 21-49, 5-20, 26-29, 10 30 40, 14 73, 15 12 6 2 200.

FG % 1st Half: 9-22 40.9% 2nd half: 12-27 44.4% Game: 21-49 42.9% Deadball Rebounds 1,1

Officials: Kelly Self, Brett Nansel, Jon Stigliano Technical fouls: San Diego-None. New Mexico-None.

Attendance: 15364

Score by periods table with columns 1st, 2nd, Total and Points in Paint, Off T/O, 2nd Chance, Fast Break, Bench.

Last FG - USD 2nd-00:13, NM 2nd-00:52. Largest lead - USD by 12 1st-06:23, NM by 8 2nd-00:29.

GM #15: (---/RU) NEW MEXICO 69, SAN JOSE STATE 65 SAT., JAN. 11, 2014 * SAN JOSE, CALIF. * 2,078

New Mexico 69 • 12-3, 3-0 MW

Player statistics for New Mexico vs San Jose State: BAIRSTOW, Cameron; KIRK, Alex; GREENWOOD, Hugh; WILLIAMS, Kendall; DELANEY, Deshawn; THOMAS, Cleveland; AGET, Obij; NEAL, Cullen; BANYARD, Nick; Team.

FG % 1st Half: 13-36 36.1% 2nd half: 10-23 43.5% Game: 23-59 39.0% 3FG % 1st Half: 1-10 10.0% 2nd half: 7-14 70.0% Game: 8-20 40.0% FT % 1st Half: 1-4 25.0% 2nd half: 14-23 60.9% Game: 15-27 55.6%

San Jose State 65 • 6-10, 0-4 MW

Player statistics for San Jose State vs New Mexico: WILLIAMS, Jaleel; CUNNINGHAM, Chris; BROWN, D.J.; JAMES, Jalen; WILSON, Devante; MUHAMMAD, Rashad; ALEXANDER, Dylan; THORNTON, Isaac; POLLARD, Matt; Team.

FG % 1st Half: 9-31 29.0% 2nd half: 15-31 48.4% Game: 24-62 38.7% 3FG % 1st Half: 5-18 27.8% 2nd half: 6-14 42.9% Game: 11-32 34.4% FT % 1st Half: 2-3 66.7% 2nd half: 4-6 66.7% Game: 6-9 66.7%

Officials: Verne Harris, Michael Greenstein, Martin Cota Technical fouls: New Mexico-None, San Jose State-None. Attendance: 2078

Score by periods table for GM #15: New Mexico 69, San Jose State 65

Points in game table for GM #15: NM 22, SJ 18

Last FG - NM 2nd-00:59, SJ 2nd-00:01. Largest lead - NM by 6 1st-02:30, SJ by 5 2nd-10:13. Score tied - 8 times. Lead changed - 17 times.

GM #17: (RU/RU) NEW MEXICO 89, FRESNO STATE 78 SAT., JAN. 18, 2014 * FRESNO, CALIF. * 6,499

New Mexico 89 • 13-4 (4-1 MW)

Player statistics for New Mexico vs Fresno State: BAIRSTOW, Cameron; KIRK, Alex; GREENWOOD, Hugh; WILLIAMS, Kendall; DELANEY, Deshawn; THOMAS, Cleveland; AGET, Obij; NEAL, Cullen; BANYARD, Nick; Team.

FG % 1st Half: 13-30 43.3% 2nd half: 13-19 68.4% Game: 26-49 53.1% 3FG % 1st Half: 3-14 21.4% 2nd half: 5-8 62.5% Game: 8-22 36.4% FT % 1st Half: 3-3 100.0% 2nd half: 26-38 68.4% Game: 29-41 70.7%

Fresno State 78 • 8-11 (1-5 MW)

Player statistics for Fresno State vs New Mexico: EDO, Karachi; WATSON, Paul; JOHNSON, Tyler; GUERRERO, Cezar; HARRIS, Marvelle; GIDDINGS, Tanner; DAVIS, Alex; HUDDLESTON, Allen; Team.

FG % 1st Half: 10-25 40.0% 2nd half: 12-35 34.3% Game: 22-60 36.7% 3FG % 1st Half: 5-11 45.5% 2nd half: 3-14 21.4% Game: 8-25 32.0% FT % 1st Half: 2-2 100.0% 2nd half: 24-31 77.4% Game: 26-33 78.8%

Officials: Bob Staffen, Randy Heimerman, Brent Meaux Technical fouls: New Mexico-None, Fresno State-None. Attendance: 6499

Score by periods table for GM #17: New Mexico 89, Fresno State 78

Points in game table for GM #17: NM 32, FS 27

Last FG - NM 2nd-02:17, FS 2nd-01:04. Largest lead - NM by 18 2nd-07:36, FS by 4 1st-15:35. Score tied - 1 time. Lead changed - 6 times.

GM #16: UNLV 76, (RU/RU) NEW MEXICO 73 WED., JAN. 15, 2014 * ALBUQUERQUE, N.M. * 15,351

UNLV 76 • 11-6, 2-2 MW

Player statistics for UNLV vs New Mexico: SMITH, Roscoe; BIRCH, Khem; OLEKAIBE, Kevin; DEJANAY-JONES, Bryce; SMITH, Deville; WOOD, Christian; LOPEZ-SOSA, Carlos; SMITH, Kendall; KENDRICK, Jelani; Team.

FG % 1st Half: 15-28 53.6% 2nd half: 9-20 45.0% Game: 24-48 50.0% 3FG % 1st Half: 4-9 44.4% 2nd half: 3-4 75.0% Game: 7-13 53.8% FT % 1st Half: 12-14 85.7% 2nd half: 9-13 69.2% Game: 21-27 77.8%

New Mexico 73 • 12-4, 3-1 MW

Player statistics for New Mexico vs UNLV: BAIRSTOW, Cameron; KIRK, Alex; GREENWOOD, Hugh; WILLIAMS, Kendall; DELANEY, Deshawn; THOMAS, Cleveland; AGET, Obij; NEAL, Cullen; BANYARD, Nick; Team.

FG % 1st Half: 13-27 48.1% 2nd half: 11-27 40.7% Game: 24-54 44.4% 3FG % 1st Half: 3-8 37.5% 2nd half: 3-14 21.4% Game: 6-22 27.3% FT % 1st Half: 13-16 81.3% 2nd half: 6-6 100.0% Game: 19-22 86.4%

Officials: Randy McCall, Gerry Pollard, Rick Randall Technical fouls: UNLV-None, New Mexico-None. Attendance: 15351

Score by periods table for GM #16: UNLV 76, New Mexico 73

Points in game table for GM #16: NM 46, UNLV 42

Last FG - LV 2nd-05:11, NM 2nd-04:06. Largest lead - LV by 16 1st-10:14, NM by 2 1st-18:14. Score tied - 4 times. Lead changed - 8 times.

GM #18: (RU/---) NEW MEXICO 84, BOISE STATE 75 TUES., JAN. 21, 2014 * ALBUQUERQUE, N.M. * 15,242

Boise State 75 • 13-6, 3-3 MW

Player statistics for Boise State vs New Mexico: DUNCAN, Nick; WATKINS, Ryan; MARKS, Derrick; DRMIC, Anthony; ELORRAGA, Jeff; THOMPSON, Mikey; BROPLEH, Thomas; TRENT, Dezmyne; NESS, Jake; Team.

FG % 1st Half: 10-36 27.8% 2nd half: 14-28 50.0% Game: 24-64 37.5% 3FG % 1st Half: 4-16 25.0% 2nd half: 4-10 40.0% Game: 8-26 30.8% FT % 1st Half: 3-4 75.0% 2nd half: 16-18 88.9% Game: 19-22 86.4%

New Mexico 84 • 14-4, 5-1 MW

Player statistics for New Mexico vs Boise State: BAIRSTOW, Cameron; KIRK, Alex; GREENWOOD, Hugh; WILLIAMS, Kendall; DELANEY, Deshawn; THOMAS, Cleveland; AGET, Obij; NEAL, Cullen; BANYARD, Nick; Team.

FG % 1st Half: 14-27 51.9% 2nd half: 14-22 63.6% Game: 28-49 57.1% 3FG % 1st Half: 5-9 55.6% 2nd half: 4-8 50.0% Game: 9-17 52.9% FT % 1st Half: 7-9 77.8% 2nd half: 12-22 54.5% Game: 19-31 61.3%

Officials: Verne Harris, Dick Cartmell, Eric Curry Technical fouls: Boise State-None, New Mexico-None. Attendance: 15242

Score by periods table for GM #18: Boise State 75, New Mexico 84

Points in game table for GM #18: BS 27, NM 40

Last FG - BS 2nd-00:46, NM 2nd-02:44. Largest lead - BS None, NM by 17 1st-03:58. Score tied - 0 times. Lead changed - 0 times.

GM #27: (25/RV) NEW MEXICO 67, UTAH STATE 58 TUES., FEB. 25, 2014 * ALBUQUERQUE, N.M. * 15,352

GM #28: (25/RV) NEW MEXICO 72, NEVADA 58 SUN., MARCH 2, 2014 * RENO, NEV. * 7,259

Utah State 58 • 15-13, 5-11 MW

Player stats for Utah State vs New Mexico 67. Columns include Player, FG-FGA, 3-Ptr, FT-FTA, Rebounds (Off Def Tot), PF, TP, A TO Blk Stl, Min.

FG % 1st Half: 10-25 40.0% 2nd half: 12-33 36.4% Game: 22-58 37.9% 3FG % 1st Half: 3-8 37.5% 2nd half: 5-18 50.0% Game: 8-18 44.4% FT % 1st Half: 4-6 66.7% 2nd half: 2-6 33.3% Game: 6-12 50.0%

New Mexico 67 • 22-5, 13-2 MW

Player stats for New Mexico vs Utah State 58. Columns include Player, FG-FGA, 3-Ptr, FT-FTA, Rebounds (Off Def Tot), PF, TP, A TO Blk Stl, Min.

FG % 1st Half: 11-28 39.3% 2nd half: 14-29 48.3% Game: 25-57 43.9% 3FG % 1st Half: 3-8 37.5% 2nd half: 3-8 50.0% Game: 6-16 37.5% FT % 1st Half: 1-2 50.0% 2nd half: 10-19 52.6% Game: 11-21 52.4%

Officials: John Higgins, Tony Padilla, Chris Rastatter Technical fouls: Utah State-None. New Mexico-None. Attendance: 15352

Score by periods table for GM #27 showing 1st, 2nd, and Total scores for both teams.

Last FG - US 2nd-01:55, NM 2nd-02:07. Largest lead - US by 8 2nd-11:27, NM by 11 2nd-02:07.

Points in game table for GM #27 showing In Paint, Off T/O, 2nd Chance, Fast Break, and Bench points for both teams.

Score tied - 4 times. Lead changed - 10 times.

New Mexico 72 • 23-5 (14-2 MW)

Player stats for New Mexico vs Nevada 58. Columns include Player, FG-FGA, 3-Ptr, FT-FTA, Rebounds (Off Def Tot), PF, TP, A TO Blk Stl, Min.

FG % 1st Half: 11-27 40.7% 2nd half: 16-28 57.1% Game: 27-55 49.1% 3FG % 1st Half: 1-9 11.1% 2nd half: 5-11 45.5% Game: 6-20 30.0% FT % 1st Half: 4-4 100.0% 2nd half: 8-10 80.0% Game: 12-14 85.7%

Nevada 58 • 13-16 (8-8 MW)

Player stats for Nevada vs New Mexico 72. Columns include Player, FG-FGA, 3-Ptr, FT-FTA, Rebounds (Off Def Tot), PF, TP, A TO Blk Stl, Min.

FG % 1st Half: 12-36 33.3% 2nd half: 10-27 37.0% Game: 22-63 34.9% 3FG % 1st Half: 4-12 33.3% 2nd half: 2-8 25.0% Game: 6-20 30.0% FT % 1st Half: 3-3 100.0% 2nd half: 5-11 45.5% Game: 8-14 57.1%

Officials: David Hall, Bob Staffen, Kevin Brill Technical fouls: New Mexico-None. Nevada-None. Attendance: 7259

Score by periods table for GM #28 showing 1st, 2nd, and Total scores for both teams.

Last FG - NM 2nd-01:00, NV 2nd-00:08. Largest lead - NM by 16 2nd-01:00, NV by 14 1st-04:28.

Points in game table for GM #28 showing In Paint, Off T/O, 2nd Chance, Fast Break, and Bench points for both teams.

Score tied - 8 times. Lead changed - 7 times.

GM #29: (21/21) NEW MEXICO 80, AIR FORCE 52 WED., MARCH 5, 2014 * ALBUQUERQUE, N.M. * 15,411

GM #30: (10/10) SAN DIEGO STATE 51, (21/21) NEW MEXICO 48 SAT., MARCH 8, 2014 * SAN DIEGO, CALIF. * 12,414

Air Force 52 • 11-17, 5-12 MW

Player stats for Air Force vs New Mexico 80. Columns include Player, FG-FGA, 3-Ptr, FT-FTA, Rebounds (Off Def Tot), PF, TP, A TO Blk Stl, Min.

FG % 1st Half: 8-29 27.6% 2nd half: 11-26 42.3% Game: 19-55 34.5% 3FG % 1st Half: 2-12 16.7% 2nd half: 5-15 33.3% Game: 7-27 25.9% FT % 1st Half: 2-4 50.0% 2nd half: 5-5 100.0% Game: 7-9 77.8%

New Mexico 80 • 24-5, 15-2 MW

Player stats for New Mexico vs Air Force 52. Columns include Player, FG-FGA, 3-Ptr, FT-FTA, Rebounds (Off Def Tot), PF, TP, A TO Blk Stl, Min.

FG % 1st Half: 11-30 36.7% 2nd half: 18-30 60.0% Game: 29-60 48.3% 3FG % 1st Half: 4-14 28.6% 2nd half: 6-13 46.2% Game: 10-27 37.0% FT % 1st Half: 8-10 80.0% 2nd half: 4-6 66.7% Game: 12-16 75.0%

Officials: Mike Reed, Kelly Self, Deron White Technical fouls: Air Force-None. New Mexico-None. Attendance: 15411

Score by periods table for GM #29 showing 1st, 2nd, and Total scores for both teams.

Points in game table for GM #29 showing In Paint, Off T/O, 2nd Chance, Fast Break, and Bench points for both teams.

New Mexico 48 • 24-6 (15-3 MW)

Player stats for New Mexico vs San Diego State 51. Columns include Player, FG-FGA, 3-Ptr, FT-FTA, Rebounds (Off Def Tot), PF, TP, A TO Blk Stl, Min.

FG % 1st Half: 10-21 47.6% 2nd half: 9-21 42.9% Game: 19-42 45.2% 3FG % 1st Half: 0-5 0.0% 2nd half: 2-9 22.2% Game: 2-14 14.3% FT % 1st Half: 6-7 85.7% 2nd half: 2-5 40.0% Game: 8-12 66.7%

San Diego State 51 • 27-3 (16-2 MW)

Player stats for San Diego State vs New Mexico 48. Columns include Player, FG-FGA, 3-Ptr, FT-FTA, Rebounds (Off Def Tot), PF, TP, A TO Blk Stl, Min.

FG % 1st Half: 9-22 40.9% 2nd half: 10-26 38.5% Game: 19-48 39.6% 3FG % 1st Half: 0-5 0.0% 2nd half: 0-4 0.0% Game: 0-9 0.0% FT % 1st Half: 2-4 50.0% 2nd half: 11-16 68.8% Game: 13-20 65.0%

Officials: Tony Padilla, Larry Spaulding, Shawn Lehigh Technical fouls: New Mexico-None. San Diego State-None. Attendance: 12414

Score by periods table for GM #30 showing 1st, 2nd, and Total scores for both teams.

Points in game table for GM #30 showing In Paint, Off T/O, 2nd Chance, Fast Break, and Bench points for both teams.

Last FG - NM 2nd-00:01, SD 2nd-02:52. Largest lead - NM by 16 2nd-12:05, SD by 7 1st-08:07.

Score tied - 5 times. Lead changed - 6 times.

GAME

MOST POINTS / GAME

136 vs. Texas-Arlington (136-99), Nov. 23, 1990

MOST POINTS / ONE HALF

76 vs. Texas-Arlington (2nd half), Nov. 23, 1990

MOST POINTS / GAME / BOTH TEAMS

237 at UNLV (120-117 loss, 2OT), March 7, 2002

FEWEST POINTS / GAME

5 at Arizona (38-5), Feb. 13, 1923
vs. Albuquerque Business College (12-5), Jan. 12, 1911
vs. Albuquerque Miners (5-4), Dec. 12, 1902
vs. Albuquerque Miners (5-16), Feb. 6, 1903

FEWEST POINTS / GAME / SHOT CLOCK ERA

34 at San Diego State (34-55), Jan. 26, 2013

FEWEST POINTS / GAME / BOTH TEAMS

9 vs. Albuquerque Miners (5-4), Dec. 12, 1902

FEWEST POINTS / GAME / BOTH TEAMS / SHOT CLOCK ERA

85 at USC (44-41), Dec. 10, 2011
86 vs. Wyoming (48-38), Feb. 11, 2012
86 vs. Colorado State (44-42), Jan. 28, 1985*

MOST POINTS / CONFERENCE GAME

113 vs. Utah (113-89), Feb. 23, 1978

MOST POINTS / CONFERENCE GAME / ONE HALF

64 vs. Colorado State (2nd half), Mar. 2, 1978

MOST POINTS / CONFERENCE GAME / BOTH TEAMS

202 New Mexico (110), Hawai'i (92), Feb. 13, 1987
New Mexico (113), Utah (89), Feb. 23, 1978

FEWEST POINTS / CONFERENCE GAME

32 vs. Utah, Jan. 31, 1976

FEWEST POINTS / CONFERENCE GAME / SHOT CLOCK ERA

34 at San Diego State (34-55), Jan. 26, 2013

FEWEST POINTS / CONFERENCE GAME / BOTH TEAMS / SHOT CLOCK ERA

86 vs. Wyoming (48-38), Feb. 11, 2012
86 vs. Colorado State (44-42), Jan. 28, 1985*

*45-second shot clock

SEASON

MOST POINTS / SEASON

2,828, 1987-88 (80.8 points per game)

HIGHEST AVERAGE / SEASON

97.5 ppg, 1977-78 (2,731 points in 28 games)

FEWEST POINTS / SEASON

6, 1899-1900 (1 game)

FEWEST POINTS / SEASON / SHOT CLOCK ERA

1,939, 2005-06 (30 game)

LOWEST AVERAGE / SEASON / SHOT CLOCK ERA

64.6 in 2005-06 (1,939 points in 30 games)

MOST POINTS / CONFERENCE SEASON

1,350, 1993-94 (75.0 ppg)

HIGHEST AVERAGE / CONFERENCE SEASON

92.4 ppg, 1977-78 (1,293 in 14 games)

FEWEST POINTS / CONFERENCE SEASON

619, 1962-63 (61.9 ppg)

LOWEST AVERAGE / CONFERENCE SEASON / SHOT CLOCK ERA

60.7, 1983-84 (971 in 16 games)

NEW MEXICO'S 100-POINT GAMES

SCORE	OPPONENT	DATE	SCORE	OPPONENT	DATE
136-99	Texas-Arlington	Nov. 23, 1990	106-53	New Mexico Highlands	Nov. 28, 1981
132-95	U.S. International	Dec. 3, 1985	106-65	Colorado	Nov. 14, 2006
129-98	Arizona	Feb. 26, 1979	105-83	Arizona State	Feb. 24, 1968
127-101	Alaska-Anchorage	Dec. 17, 1977	105-61	North Dakota	Dec. 8, 1973
126-104	Kentucky State	Dec. 5, 1977	105-85	East Texas State	Dec. 6, 1980
125-73	New Mexico Highlands	Nov. 29, 1977	104-53	Missouri Baptist	Nov. 28, 1981
124-92	Central Florida	Dec. 16, 1978	104-81	Vermont	Dec. 29, 1977
122-74	New Mexico Highlands	Nov. 24, 1978	104-112, L	New Mexico State (2OT)	Dec. 11, 1993
122-84	New Mexico Highlands	Nov. 26, 1982	104-99	Fresno State (3OT)	March 8, 1996
122-105	Stephen F. Austin	Nov. 27, 1994	103-74	Abilene Christian	Dec. 15, 1972
121-82	New Mexico Highlands	Nov. 26, 1976	103-85	Arizona	Feb. 9, 1978
121-62	Eastern Washington	Dec. 3, 1993	103-92	Arizona State	Feb. 11, 1978
120-70	Idaho	Nov. 25, 1977	103-71	Morgan State	Nov. 23, 1984
117-120, L	UNLV (2OT)	March 7, 2002	103-112, L	at New Mexico State	Dec. 1, 1976
117-94	Eastern Washington	Dec. 18, 1978	103-70	San Jose State	March 5, 1997
115-72	Houston Baptist	Dec. 13, 1973	103-70	Ole Miss	Dec. 13, 2008
113-69	East Texas State	Dec. 1, 1981	102-58	Eastern New Mexico	Feb. 13, 1954
113-84	at Hawai'i	Dec. 11, 1976	102-32	Howard Payne	Dec. 23, 1964
113-89	Utah	Jan. 28, 1978	102-65	Texas Tech	Dec. 21, 1973
112-61	Holy Cross	Dec. 29, 1997	102-68	Minnesota	Dec. 29, 1973
112-100	West Texas State	Dec. 4, 1979	102-74	Arizona	Feb. 22, 1967
112-98	Idaho State	Nov. 22, 1991	102-80	Utah	March 1, 1969
111-83	Cameron College	Dec. 5, 1973	102-89	Puget Sound	Jan. 4, 1978
111-88	Colorado State	March 2, 1978	102-98	at Nevada-Las Vegas	Jan. 7, 1978
111-89	Cal State Los Angeles	Dec. 3, 1975	102-99	Nevada-Las Vegas	Jan. 27, 1979
110-70	Eastern New Mexico	Jan. 18, 1977	102-89	Brigham Young	Jan. 10, 1987
110-100	Nevada-Las Vegas	Feb. 23, 1979	102-72	San Diego State	March 2, 1989
110-92	Hawai'i	Feb. 13, 1987	102-71	Sacramento State	Dec. 19, 1998
110-93	at Miami, Fla.	Feb. 1, 1989	102-59	SE Missouri State	Nov. 14, 2008
110-49	Eastern New Mexico	Dec. 6, 1994	101-73	Arizona	Dec. 4, 1982
109-56	Columbia	Dec. 28, 1973	101-57	Simon Fraser	Nov. 21, 1993
109-82	Portland	Jan. 5, 1977	101-94	Texas-Pan American	Dec. 9, 1998
109-93	Charleston Southern	Nov. 17, 2013	101-68	Miss. Valley St.	Dec. 28, 2004
108-59	Midwestern State	Nov. 27, 1981	101-96	Pepperdine	Dec. 29, 2006
108-84	Rider	Dec. 23, 1987	100-63	Occidental	Dec. 13, 1968
107-36	Dartmouth	Dec. 29, 1972	100-104, L	at Arizona State	Dec. 2, 1978
107-104	San Diego State	Dec. 20, 1976	100-98	San Diego State	Jan. 30, 1980
107-87	Boston U.	Dec. 30, 1980	100-120, L	at Oklahoma	Feb. 20, 1988
107-59	Tennessee State	Dec. 21, 1991	100-75	Prairie View A&M	Dec. 3, 1988
107-72	Mercer	Nov. 25, 1995	100-64	Eastern New Mexico	Feb. 22, 1989
107-54	Simon Fraser	Nov. 18, 1996	100-55	Wyoming	Feb. 9, 2008
107-49	Western New Mexico	Jan. 22, 2003	102-62	Cal State Bakersfield	Jan. 5, 2011
106-78	New Mexico State	Dec. 21, 1977			
106-91	New Mexico Highlands	Dec. 10, 1986			
106-89	at Wyoming	Jan. 14, 1989			

UNM Record: 82-5
L - UNM scored 100+points and lost

OPPONENTS' 100-POINT GAMES

SCORE	OPPONENT	DATE	SCORE	OPPONENT	DATE
121-96	UNLV	Jan. 7, 1977	104-85	Wyoming	Feb. 18, 1966
120-117	UNLV (2OT)	Mar. 7, 2002	103-91	Wyoming	Feb. 15, 2003
120-100	Oklahoma	Feb. 20, 1988	103-84	New Mexico State	Dec. 22, 1979
117-83	Utah State	Dec. 29, 1979	103-72	Utah State	Mar. 3, 1960
112-104	New Mexico State (2OT)	Dec. 11, 1993	103-39	Southern Cal	Dec. 18, 1954
112-103	New Mexico State	Dec. 1, 1976	103-72	New Mexico State	Dec. 5, 2006
112-81	Utah	Jan. 14, 1960	101-127, W	Alaska-Anchorage	Dec. 17, 1977
111-66	Utah	Jan. 12, 1961	101-90	Utah	Jan. 11, 1979
108-78	Utah State	Mar. 3, 1961	101-86	New Mexico State	Dec. 11, 1982
107-96	Iowa State	Nov. 28, 1987	101-74	Utah	Feb. 16, 1956
107-90	Texas-El Paso	Jan. 31, 1987	101-61	Wyoming	Jan. 10, 1958
107-88	Arizona	Dec. 22, 1978	100-112, W	West Texas State	Dec. 4, 1979
107-86	Oklahoma City	Jan. 29, 1957	100-96	Oklahoma	Dec. 8, 1988
107-79	Denver	Jan. 30, 1960	100-110, W	Nevada-Las Vegas	Feb. 23, 1979
106-83	Denver	Feb. 27, 1960	100-83	Brigham Young	Jan. 13, 1979
106-41	UCLA	Dec. 22, 1954	100-68	Nevada-Las Vegas	Feb. 26, 1982
105-122, W	Stephen F. Austin	Nov. 27, 1994	100-64	Detroit	Dec. 28, 1959
104-126, W	Kentucky State	Dec. 5, 1977			
104-107, W	San Diego State	Dec. 20, 1976			
104-100	Arizona State	Dec. 2, 1978			

UNM Record: 6-31
W - denotes games opponent scored 100+points but UNM won

INDIVIDUAL

MOST POINTS / GAME

50, Marvin Johnson vs. Colorado State, March 2, 1978

MOST POINTS / CONFERENCE GAME

50, Marvin Johnson vs. Colorado State, March 2, 1978

MOST POINTS / CONSECUTIVE GAMES

82, Toby Roybal, Jan. 7-11, 1956 (37 Wyoming, 45 Montana)
 82, Marvin Johnson, March 2-4, 1978 (50 Colorado State, 32 Wyoming)
 82, Ruben Douglas, Feb. 24-March 1, 2003 (43 at San Diego State, 39 Utah)

MOST POINTS / THREE CONSECUTIVE GAMES

112, Toby Roybal, Jan. 7-12, 1956, 1956 (37 Wyoming, 45 Montana, 30 Montana)
 111, Ruben Douglas, Jan. 27-Feb 3, 2003 (40 San Diego State, 39 at BYU, 32 at Utah)

MOST POINTS / FOUR CONSECUTIVE GAMES

146, Ruben Douglas, Feb. 1-15, 2003 (39 at BYU, 32 at Utah, 32 Air Force, 43 Wyoming)

MOST POINTS / ROAD GAME

46, Kendall Williams at Colorado State, Feb. 23, 2013

MOST POINTS / SEASON

784, Kenny Page, 1979-80 (28 games)

MOST POINTS / CONFERENCE SEASON

449, Ruben Douglas, 2002-03 (14 games)

MOST POINTS / CAREER

1,993, Charles Smith, 1994-97

MOST POINTS / CONFERENCE CAREER

1,065, Charles Smith, 1994-97

HIGHEST AVERAGE / SEASON

28.0, Kenny Page, 1979-80
 27.96, Ruben Douglas, 2002-03
 24.1, Kenny Page, 1980-81
 24.0, Marvin Johnson, 1977-78
 23.9, Willie Long, 1969-70
 23.9, Willie Long, 1970-71

HIGHEST AVERAGE / CONFERENCE SEASON

32.1, Ruben Douglas, 2002-03

HIGHEST AVERAGE / CAREER

26.2, Kenny Page, 1978-81
 21.9, Marvin Johnson, 1975-78
 20.7, Ruben Douglas, 1999-03
 19.96, Mel Daniels, 1964-67
 19.94, Johnny Brown, 1983-86
 19.8, Willie Long, 1968-71
 19.1, Danny Granger, 2003-05
 18.8, Ira Harge, 1961-64

20-POINT GAMES / SEASON

26, Ruben Douglas, 2002-03

30-POINT GAMES / SEASON

12, Kenny Page, 1979-80

40-POINT GAMES / SEASON

3, Ruben Douglas, 2002-03

CONSECUTIVE 20-POINT GAMES / SEASON

16, Ruben Douglas, Jan. 4-March 3, 2003

CONSECUTIVE 30-POINT GAMES / SEASON

5, Kenny Page, Jan. 23-Feb. 7, 1980
 5, Ruben Douglas, Jan. 27-Feb. 17, 2003

GAMES IN DOUBLE FIGURES / SEASON

35, Hunter Greene, 1986-87

GAMES IN DOUBLE FIGURES / CAREER

105, Kenny Thomas, 1995-99

CONSECUTIVE GAMES IN DOUBLE FIGURES / CAREER

61, Luc Longley, 1987-91

YEAR-BY-YEAR SCORING LEADERS

Year	Player	Games	Points	Avg.
1946-47	L. C. Cozzens	19	260	13.7
1947-48	L. C. Cozzens	29	324	11.2
1948-49	Ned Wallace	23	292	12.7
1949-50	Larry Tuttle	24	247	10.3
1950-51	Frank Kremer	24	242	10.1
1951-52	Larry Tuttle	25	345	14.4
1952-53	Toby Roybal	14	177	12.6
1953-54	Toby Roybal	22	343	15.6
1954-55	Ray Esquibel	24	298	12.4
1955-56	Toby Roybal	22	448	20.4
1956-57	John Teel	21	334	15.8
1957-58	John Teel	24	339	14.2
1958-59	Gig Brummell	22	233	10.5
1959-60	Francis Grant	25	481	19.2
1960-61	Francis Grant	25	392	15.7
1961-62	Francis Grant	26	410	15.8
1962-63	Ira Harge	25	527	21.1
1963-64	Ira Harge	29	489	16.8
1964-65	Mel Daniels	27	467	17.0
1965-66	Mel Daniels	23	489	21.2
1966-67	Mel Daniels	27	581	21.5
1967-68	Ron Nelson	28	546	19.5
1968-69	Greg Howard	20	393	19.7
1969-70	Willie Long	26	621	23.9
1970-71	Willie Long	26	621	23.9
1971-72	Mike Faulkner	26	427	16.4
1972-73	Darryl Minniefield	27	354	13.1
1973-74	Bernard Hardin	28	480	17.1
1974-75	Bill Hagins	26	387	14.9
1975-76	Larry Gray	24	343	14.3
1976-77	Marvin Johnson	29	573	19.8
1977-78	Marvin Johnson	28	673	24.0
1978-79	Phil Abney	29	469	16.2
1979-80	Kenny Page	28	784	28.0
1980-81	Kenny Page	25	603	24.1
1981-82	Phil Smith	28	446	15.9
1982-83	Tim Garrett	29	363	12.5
1983-84	Tim Garrett	35	540	15.4
1984-85	Johnny Brown	27	508	18.8
1985-86	Johnny Brown	31	649	20.9
1986-87	Hunter Greene	35	740	21.1
1987-88	Charlie Thomas	36	613	17.0
1988-89	Charlie Thomas	33	545	16.5
1989-90	Luc Longley	34	627	18.4
1990-91	Luc Longley	30	574	19.1
1991-92	Willie Banks	33	451	13.2
1992-93	Ike Williams	31	492	15.9
1993-94	Greg Brown	31	599	19.3
1994-95	Charles Smith	30	461	15.9
1995-96	Charles Smith	33	642	19.5
1996-97	Charles Smith	33	577	17.5
1997-98	Kenny Thomas	32	539	16.8
1998-99	Kenny Thomas	26	464	17.8
1999-00	Lamont Long	32	598	18.7
2000-01	Ruben Douglas	28	455	16.3
2001-02	Ruben Douglas	30	544	18.1
2002-03	Ruben Douglas	28	783	28.0
2003-04	Danny Granger	22	429	19.5
2004-05	Danny Granger	30	565	18.8
2005-06	Mark Walters	30	465	15.5
2006-07	J.R. Giddens	26	412	15.8
2007-08	J.R. Giddens	33	537	16.3
2008-09	Tony Danridge	34	508	14.9
2009-10	Darlington Hobson	35	555	15.9
2010-11	Dairese Gary	33	466	14.1
2011-12	Drew Gordon	35	481	13.7
2012-13	Kendall Williams	34	453	13.3
2013-14	Cameron Bairstow	34	694	20.4

GAME				
Rk.	Pts.	Player	Opponent	Date
1.	50	Marvin Johnson	Colorado State	March 2, 1978
2.	47	Kenny Page	Illinois Tech	Dec. 21, 1979
3.	46	Kendall Williams	Colorado State	Feb. 23, 2013
	46	Marvin Johnson	Kentucky State	Dec. 5, 1977
5.	45	Toby Roybal	Montana	Jan. 11, 1956
6.	44	Kenny Page	Texas-El Paso	March 1, 1980
	44	Kenny Page	Brigham Young	Jan. 15, 1981
8.	43	Ruben Douglas	Wyoming	Feb. 15, 2003
	43	Ruben Douglas	San Diego State	Feb. 24, 2003
10.	42	Greg Brown	Texas-El Paso	Feb. 5, 1994
11.	41	Ben Monroe	Brigham Young	Feb. 23, 1967
	41	Willie Long	Brigham Young	Jan. 29, 1970
13.	40	Ruben Douglas	UNLV	Jan. 27, 2003
14.	39	Mel Daniels	Texas Tech	Dec. 11, 1965
	39	Kenny Page	San Diego State	Feb. 14, 1980
	39	Lamont Long	Alcorn State	Nov. 27, 1999
	39	Ruben Douglas	BYU	Feb. 1, 2003
	39	Ruben Douglas	Utah	March 1, 2003
19.	38	Bill Morgan	Hawai'i	Dec. 18, 1965
	38	Kenny Page	Colorado State	Feb. 7, 1980
	38	Kenny Page	Air Force	Feb. 28, 1981
22.	37	Charles Smith	Hawai'i	Feb. 22, 1997
23.	36	Ira Harge	Brigham Young	Feb. 8, 1963
	36	Willie Long	St. Joseph's (Pa.)	Dec. 19, 1969
	36	Johnny Brown	Alaska-Anchorage	Dec. 28, 1984
	36	Johnny Brown	San Diego State	March 1, 1986
	36	Ruben Douglas	Southern Utah	Dec. 21, 2002
	36	J.R. Giddens	Wyoming	Feb. 9, 2008
29.	35	Greg Howard	New Mexico State	Jan. 29, 1969
	35	Greg Howard	Arizona	Feb. 8, 1969
	35	Kenny Page	Arizona State	Dec. 13, 1980
	35	Vladimir McCrary	Texas-Arlington	Nov. 23, 1990
	35	Greg Brown	Brigham Young	Jan. 3, 1994
	35	Marlow White	Air Force	Feb. 24, 1994
	35	Ruben Douglas	Pacific	Nov. 23, 2001

SEASON					
Rk.	Player	Year	Games	Points	Avg.
1.	Kenny Page	1979-80	28	784	28.0
2.	Ruben Douglas	2002-03	28	783	28.0
3.	Hunter Greene	1986-87	35	740	21.1
4.	Cameron Bairstow	2013-14	34	694	20.4
5.	Marvin Johnson	1977-78	28	673	24.0
6.	Kelvin Scarborough	1986-87	35	660	18.9
7.	Johnny Brown	1985-86	31	649	20.9
8.	Charles Smith	1995-96	33	642	19.5
9.	Luc Longley	1989-90	34	627	18.4
10.	Willie Long	1969-70	26	621	23.9
	Willie Long	1970-71	26	621	23.9
12.	Charlie Thomas	1987-88	36	613	17.0
13.	Hunter Greene	1987-88	36	606	16.8
14.	Kenny Page	1980-81	25	603	24.1
15.	Greg Brown	1993-94	31	599	19.3
16.	Lamont Long	1999-00	32	598	18.7
17.	Mel Daniels	1966-67	27	581	21.5
18.	Charles Smith	1996-97	33	577	17.5
19.	Luc Longley	1990-91	30	574	19.1
20.	Marvin Johnson	1976-77	29	573	19.8

CAREER					
Rk.	Player	Years	Games	Points	Avg.
1.	Charles Smith	1994-97	126	1,993	15.8
2.	Kenny Thomas	1996-99	123	1,931	15.7
3.	Lamont Long	1997-00	124	1,840	14.8
4.	Clayton Shields	1995-98	128	1,837	14.4
5.	Kendall Williams	2010-14	137	1,813	13.2
6.	Ruben Douglas	2001-03	86	1,782	20.7
7.	Luc Longley	1988-91	132	1,769	13.4
8.	Hunter Greene	1984-88	127	1,745	13.7
9.	Rob Robbins	1988-91	133	1,739	13.1
10.	Willie Long	1969-71	78	1,542	19.8
11.	Mel Daniels	1965-67	77	1,537	19.9
12.	Phil Smith	1981-84	105	1,477	14.1
13.	Kelvin Scarborough	1984-87	130	1,469	11.3
14.	Dairese Gary	2007-11	135	1,458	10.8
15.	Willie Banks	1989-92	126	1,394	11.1
16.	Kenny Page	1980-81	53	1,387	26.2
17.	Francis Grant	1960-62	74	1,283	17.3
18.	Tony Danridge	2005-09	129	1,260	9.8
19.	Marvin Johnson	1977-78	57	1,246	21.9
20.	Cameron Bairstow	2010-14	134	1,239	9.2
21.	Mark Walters	2003-06	116	1,200	10.3
22.	Roman Martinez	2007-10	133	1,159	8.7
23.	Charlie Thomas	1988-89	69	1,158	16.8
24.	Johnny Brown	1985-86	58	1,157	19.9
25.	Phillip McDonald	2008-12	133	1,146	8.6
26.	David Chiotti	2003-06	118	1,145	9.7
27.	Ike Williams	1991-93	94	1,086	11.6
28.	Chad Toppert	2006-09	127	1,067	8.4
29.	Ira Harge	1962-64	54	1,016	18.8
30.	Rob Loeffel	1986-89	128	1,011	7.9
31.	Alex Kirk	2010-14	101	1,010	10.0
	Ron Becker	1967-69	80	1,010	12.6

FRESHMEN SCORING LEADERS			
Rk.	Points	Player	Year
1.	484	Kenny Thomas	1995-96
2.	406	Kendall Williams	2010-11
3.	346	John Robinson II	1998-99
4.	321	Phil Smith	1980-81
5.	320	Rob Robbins	1987-88
6.	314	Clayton Shields	1994-95
7.	313	Charles Smith	1993-94
8.	307	Willie Banks	1988-89
9.	268	Lamont Long	1996-97
10.	265	Mark Walters	2002-03

SCORING OFF THE BENCH			
<i>Several Lobos have come off the bench to have some pretty big games. A list of the top scoring performances for non-starters:</i>			
Pts.	Player	Opponent	Date
29	Larry Belin	at Utah	Jan. 11, 1979
28	Willie Banks	George Washington	Dec. 27, 1988
28	J.R. Giddens	UNLV	Feb. 28, 2007
27	Phillip McDonald	Colorado State	Jan. 12, 2011
27	Steve Logan	Tennessee State	Dec. 21, 1991
26	Willie Banks	U. of San Francisco	Nov. 24, 1990
26	Brian Hayden	Cal State Northridge	Dec. 28, 1994
25	Larry Belin	New Mexico State	Dec. 9, 1978
25	Jamaal Williams	at UNLV	Feb. 22, 2003
24	Willie Howard	Arizona State	Feb. 11, 1978
24	Jamaal Smith	at Wyoming	Jan. 5, 2008
23	Phil Abney	Puget Sound	Jan. 4, 1978
23	Willie Howard	at UTEP	Jan. 21, 1978
23	Willie Howard	BYU	Jan. 26, 1978
23	Willie Banks	at Tennessee	Dec. 5, 1989
23	Canonchet Neves	at Air Force	Feb. 27, 1993
23	Brian Hayden	U. of San Francisco	Nov. 17, 1994
23	Brian Smith	Cornell	Nov. 27, 1998

TEAM

MOST REBOUNDS / GAME

78 vs. Cal State-Los Angeles, Dec. 15, 1962

MOST REBOUNDS / CONFERENCE GAME

66 vs. Arizona, Jan. 9, 1965

MOST REBOUNDS / SEASON

1,480, 1976-77, (49.3 rebounds per game)

HIGHEST AVERAGE / SEASON

49.9 1964-65, (1,347 rebounds in 27 games)

HIGHEST AVERAGE / CONFERENCE SEASON

48.4 1966-67 (484 rebounds in 10 games)

INDIVIDUAL

MOST REBOUNDS / GAME

26 Tom King vs. Wyoming, Feb. 13, 1960

MOST REBOUNDS / CONFERENCE GAME

23 Drew Gordon vs. Utah, Feb. 19, 2011
23 Darryl Minniefield vs. Utah, March 3, 1972

MOST REBOUNDS / SEASON

388 Drew Gordon, 2011-12 (35 games)

MOST REBOUNDS / CONFERENCE SEASON

190 Lewis LaMar, 1993-94

MOST REBOUNDS / CAREER

1,032 Kenny Thomas, 1995-99

MOST REBOUNDS / CONFERENCE CAREER

512 Kenny Thomas, 1996-99

HIGHEST AVERAGE / SEASON

16.3 Tom King, 1960-61

HIGHEST AVERAGE / CONFERENCE SEASON

13.0 Willie Long, 1969-70

HIGHEST AVERAGE / CAREER

15.6 Tom King, 1958-61

HIGHEST AVERAGE / CONFERENCE CAREER

11.5 Drew Gordon, 2011-12

1,000 POINTS * 500 REBOUNDS

In the history of basketball at the University of New Mexico, only 16 players have eclipsed 1,000 points and 500 rebounds in their careers. Alex Kirk was the last to surpass the barrier.

Player	Years	Pts.	Reb.
Francis Grant	1959-62	1,283	545
Ira Harge	1962-64	1,016	636
Mel Daniels	1964-67	1,537	853
Willie Long	1968-71	1,542	800
Hunter Greene	1983-88	1,745	622
Rob Loeffel	1985-89	1,011	551
Charlie Thomas	1987-89	1,158	529
Luc Longley	1987-91	1,769	922
Charles Smith	1993-97	1,993	574
Clayton Shields	1994-98	1,837	758
Kenny Thomas	1995-99	1,931	1,032
Lamont Long	1998-00	1,840	698
David Chiotti	2002-06	1,145	612
Roman Martinez	2006-10	1,159	633
Cameron Bairstow	2010-14	1,239	637
Alex Kirk	2010-14	1,010	685

YEAR-BY-YEAR REBOUNTING LEADERS

Year	Player	Games	Rebs.	Avg.
1950-51	Frank Kremer		24	201 8.4
1951-52	not available			
1952-53	Russ Nystedt	23	145	6.3
1953-54	Russ Nystedt	22	196	8.9
1954-55	Bruce Wilson	24	194	8.0
1955-56	John Teel	21	208	9.9
1956-57	John Teel	21	222	10.5
1957-58	John Teel	24	204	8.5
1958-59	Fred Sims	22	209	9.5
1959-60	Tom King	25	374	14.9
1960-61	Tom King	23	375	16.3
1961-62	Mike Lucero	26	239	9.2
1962-63	Ira Harge	25	331	13.2
1963-64	Ira Harge	29	305	10.5
1964-65	Mel Daniels	27	302	11.2
1965-66	Mel Daniels	23	238	10.3
1966-67	Mel Daniels	27	313	11.6
1967-68	Greg Howard	25	243	9.7
1968-69	Ron Sanford	26	228	8.8
1969-70	Willie Long	26	335	12.9
1970-71	Willie Long	26	277	10.6
1971-72	Darryl Minniefield	26	255	9.8
1972-73	Darryl Minniefield	27	264	9.8
1973-74	Bill Hagins	28	253	9.0
1974-75	Bill Hagins	26	301	11.6
1975-76	Larry Gray	24	250	10.4
1976-77	Jimmy Allen	30	261	8.7
1977-78	Jimmy Allen	28	192	6.9
1978-79	Larry Belin	28	187	6.7
1979-80	Jim Williams	28	207	7.4
1980-81	Jerome Henderson	23	180	7.8
1981-82	Larry Tarrance	28	163	5.8
1982-83	George Scott	29	170	5.8
1983-84	Alan Dolensky	35	221	6.3
1984-85	George Scott	32	210	6.6
1985-86	Johnny Brown	31	234	7.5
1986-87	Hunter Greene	35	218	6.2
1987-88	Charlie Thomas	36	271	7.5
1988-89	Charlie Thomas	33	258	7.8
1989-90	Luc Longley	34	330	9.7
1990-91	Luc Longley	30	275	9.2
1991-92	Khari Jaxon	33	245	7.4
1992-93	Khari Jaxon	31	229	7.4
1993-94	Lewis LaMar	31	319	10.3
1994-95	Brian Hayden	30	144	4.8
1995-96	Kenny Thomas	33	256	7.8
1996-97	Kenny Thomas	32	220	6.9
1997-98	Kenny Thomas	32	297	9.3
1998-99	Kenny Thomas	26	259	10.0
1999-00	Damion Walker	32	194	6.1
2000-01	Wayland White	31	186	6.0
2001-02	Patrick Dennehy	30	225	7.5
2002-03	Ruben Douglas	28	185	6.6
2003-04	Danny Granger	22	197	9.0
2004-05	Danny Granger	30	266	8.9
2005-06	David Chiotti	30	188	6.3
2006-07	Aaron Johnson	32	235	7.3
2007-08	J.R. Giddens	33	290	8.8
2008-09	Daniel Faris	34	218	6.4
2009-10	Darlington Hobson	35	325	9.3
2010-11	Drew Gordon	26	273	10.5
2011-12	Drew Gordon	35	388	11.1
2012-13	Alex Kirk	35	282	8.1
2013-14	Alex Kirk	32	277	8.7

GAME				
Rk.	Rebs.	Player	Opponent	Date
1.	26	Tom King	Wyoming	Feb. 13, 1960
2.	24	Tom King	Denver	Feb. 27, 1960
	24	Tom King	Wyoming	Feb. 11, 1961
4.	23	Drew Gordon	Utah	Feb. 19, 2011
	23	Darryl Minniefield	Utah	March 3, 1972
6.	22	Tom King	Wyoming	Jan. 7, 1960
	22	Tom King	Texas-El Paso	Dec. 10, 1960
	22	Ira Harge	Long Beach State	Dec. 14, 1962
	22	Lewis LaMar	Fresno State	Feb. 26, 1994
10.	21	Tom King	Denver	Feb. 22, 1961
	21	Tom King	No. Colorado	Dec. 15, 1960
	21	Mike Lucero	Brigham Young	March 1, 1962
	21	Bill Morgan	Arizona State	Feb. 5, 1966
	21	Mel Daniels	Loyola Marymount	Dec. 7, 1966
	21	Willie Long	Abilene Christian	Nov. 30, 1968
	21	Greg Howard	Arizona	Feb. 8, 1969
	21	Willie Long	New Mexico State	Dec. 16, 1969
	21	Larry Gray	Colorado	Nov. 29, 1975
	21	Larry Gray	Colorado State	Feb. 14, 1976

SEASON					
Rk.	Player	Year	Games	Rebs.	Avg.
1.	Drew Gordon	2011-12	35	388	11.1
2.	Tom King	1960-61	23	375	16.3
3.	Tom King	1959-60	25	374	14.9
4.	Willie Long	1969-70	26	335	12.9
5.	Ira Harge	1962-63	25	331	13.2
6.	Luc Longley	1989-90	34	330	9.7
7.	Darlington Hobson	2009-10	35	325	9.3
8.	Lewis LaMar	1993-94	31	319	10.3
9.	Mel Daniels	1966-67	27	313	11.6
10.	Ira Harge	1963-64	29	305	10.5
11.	Mel Daniels	1964-65	27	302	11.2
12.	Bill Hagins	1974-75	26	301	11.6
13.	Kenny Thomas	1997-98	32	297	9.3
14.	J.R. Giddens	2007-08	33	290	8.8
15.	Alex Kirk	2012-13	35	282	8.1
16.	Alex Kirk	2013-14	32	277	8.7
	Willie Long	1970-71	26	277	10.7
18.	Luc Longley	1990-91	30	275	9.2
19.	Drew Gordon	2010-11	26	273	10.5
20.	Charlie Thomas	1987-88	36	271	7.5

FRESHMAN REBOUND LEADERS			
Rk.	Rebounds	Player	Year
1.	256	Kenny Thomas	1995-96
2.	157	Mark Walters	2002-03
3.	142	Clayton Shields	1994-95
	142	Jamaal Williams	2001-02
5.	138	Patrick Dennehy	2000-01
6.	135	Lamont Long	1996-97
7.	126	Alex Kirk	2010-11
8.	123	Hugh Greenwood	2011-12
9.	116	Michael Johnson	1980-81
10.	114	Rob Robbins	1987-88

CAREER					
Rk.	Player	Years	Games	Rebs.	Avg.
1.	Kenny Thomas	1995-99	123	1,032	8.4
2.	Luc Longley	1987-91	132	922	7.0
3.	Mel Daniels	1964-67	77	853	11.1
4.	Willie Long	1968-71	78	800	10.2
5.	Clayton Shields	1994-98	128	758	5.9
6.	Tom King	1959-61	48	749	15.6
7.	Lamont Long	1996-00	124	698	5.6
8.	Alex Kirk	2010-14	101	685	6.8
9.	Drew Gordon	2010-12	61	661	10.8
10.	Cameron Bairstow	2010-14	134	637	4.8
11.	Ira Harge	1962-64	54	636	11.8
12.	John Teel	1955-58	66	634	9.6
13.	Roman Martinez	2006-10	133	633	4.8
14.	Hunter Greene	1983-88	127	622	4.9
15.	Ben Monroe	1964-67	78	620	7.9
16.	David Chiotti	2002-06	118	612	5.2
17.	Ron Sanford	1966-69	79	582	7.4
18.	Charles Smith	1993-97	126	574	4.6
19.	Khari Jaxon	1990-93	89	572	6.4
20.	Bill Morgan	1964-67	78	570	7.3
21.	Bill Hagins	1973-75	54	554	10.3
22.	Mike Winters	1983-87	133	553	4.2
23.	Mike Lucero	1961-64	80	551	6.9
	Rob Loeffel	1985-89	128	551	4.3
25.	Francis Grant	1959-62	74	545	7.4

DOUBLE-DOUBLES
New Mexico Men's Basketball Double-Doubles
(points-rebounds unless noted otherwise)

Season	Consecutive (No season carry-over)
1. 23 - Willie Long (1969-70)	1. 8 - Greg Howard (1968-69)
2. 20 - Ira Harge (1962-63)	8 - Willie Long (1969-70)
3. 19 - Mel Daniels (1966-67)	3. 7 - Ira Harge (1963-64)
19 - Drew Gordon (2011-12)	4. 6 - Alex Kirk (2013-14)
5. 17 - Ira Harge (1963-64)	6 - Luc Longley (1989-90)
17 - Luc Longley (1989-90)	6. 5 - Ira Harge (1962-63)
7. 16 - Kenny Thomas (1997-98)	5 - Ira Harge (1962-63)
8. 14 - Alex Kirk (2013-14)	5 - Mel Daniels (1965-66)
14 - Tom King (1959-60)	5 - Kenny Thomas (1997-98)
14 - Willie Long (1970-71)	10.4 - Ira Harge (1962-63)
14 - Bill Hagins (1974-75)	4 - Mel Daniels (1966-67)
14 - Darlington Hobson (2009-10)	4 - Mel Daniels (1966-67)
Career	4 - Bill Hagins (1974-75)
1. 44 - Mel Daniels (1964-67)	4 - Bill Hagins (1974-75)
2. 43 - Willie Long (1968-71)	4 - Darlington Hobson (2009-10)
3. 41 - Kenny Thomas (1995-99)	4 - Darlington Hobson (2009-10)
4. 37 - Ira Harge (1962-64)	4 - Drew Gordon (2010-11)
5. 35 - Luc Longley (1987-91)	4 - Drew Gordon (2010-11)
6. 32 - Drew Gordon (2010-12)	4 - Drew Gordon (2011-12)
7. 25 - Tom King (1959-61)	
8. 24 - Alex Kirk (2010-14)	
24 - Darryl Minniefield (1971-73)	
24 - Bill Hagins (1973-75)	

TEAM

MOST FIELD GOALS / GAME

59 vs. Texas-Arlington, Nov. 23, 1990

MOST FIELD GOALS ATTEMPTED / GAME

105 vs. New Mexico Highlands, Nov. 26, 1976

FIELD GOAL PERCENTAGE / GAME

81.4 percent (35-43), vs. Oregon State, Nov. 30, 1985

FIELD GOAL PERCENTAGE / HALF

86.4 percent (19-22) vs. E. New Mexico, (2nd half), Feb. 22, 1989

MOST FIELD GOALS / CONFERENCE GAME

47 vs. Colorado State, March 2, 1978

MOST FIELD GOALS ATTEMPTED / CONFERENCE GAME

91 vs. Arizona, Feb. 8, 1973

FIELD GOAL PERCENTAGE / CONFERENCE GAME

71.1 percent (27-38), vs. Hawai'i, Jan. 26, 1991

MOST FIELD GOALS / SEASON

1,065, 1977-78

MOST FIELD GOALS ATTEMPTED / SEASON

2,162, 1976-77

HIGHEST FIELD GOAL PERCENTAGE / SEASON

54.5 percent (992-1,819), 1988-89

MOST FIELD GOALS / CONFERENCE SEASON

509, 1977-78

MOST FIELD GOALS ATTEMPTED / CONFERENCE SEASON

1,000, 1993-94

HIGHEST FIELD GOAL PERCENTAGE / CONFERENCE SEASON

57.0 percent (474-832), 1988-89

SINGLE GAME FG% - TEAM

Rk.	Pct.	FG-FGA	Opponent	Date
1.	81.4	35-43	Oregon State	Nov. 30, 1985
2.	74.6	44-59	Eastern New Mexico	Dec. 6, 1994
3.	71.1	27-38	Hawai'i	Jan. 26, 1991
4.	70.0	28-40	at Oregon State	Feb. 26, 1985
5.	69.2	27-39	at Air Force	Jan. 15, 2005
	69.2	36-52	at Brigham Young	Feb. 27, 1997
	69.2	36-52	Eastern New Mexico	Feb. 22, 1989
	69.2	36-52	Texas Tech	Dec. 6, 1962
9.	68.5	50-73	U.S. International	Dec. 3, 1985
10.	68.3	28-41	at New Mexico State	Dec. 10, 1987

INDIVIDUAL

MOST FIELD GOALS / GAME

21, Kenny Page vs. Illinois Tech, Dec. 29, 1979 (29 attempts)

21, Marvin Johnson vs. Colorado State, March 2, 1978 (27 attempts)

MOST FIELD GOALS ATTEMPTED / GAME

39, Ben Monroe vs. Brigham Young, Feb. 23, 1967 (19 made)

FIELD GOAL PERCENTAGE / GAME (Minimum 10 attempts)

100.0 (12-12), Luc Longley vs. Texas-Arlington, Nov. 23, 1990

100.0 (11-11), Johnny Brown vs. Air Force, Jan. 12, 1985

MOST FIELD GOALS / CONFERENCE GAME

21, Marvin Johnson vs. Colorado State, March 2, 1978 (27 attempts)

MOST FIELD GOALS ATTEMPTED / CONFERENCE GAME

39, Ben Monroe vs. Brigham Young, Feb. 23, 1967 (19 made)

FIELD GOAL PERCENTAGE / CONFERENCE GAME (Min. 10 attempts)

100.0 (11-11), Johnny Brown vs. Air Force, Jan. 12, 1985

MOST FIELD GOALS / SEASON

314, Kenny Page, 1979-80

MOST FIELD GOALS ATTEMPTED / SEASON

618, Kenny Page, 1979-80

HIGHEST FIELD GOAL PERCENTAGE / SEASON

65.9 (89-135), Rick Pokorski, 1973-74

MOST FIELD GOALS / CONFERENCE SEASON

156, Kenny Page, 1979-80


MOST FIELD GOALS ATTEMPTED / CONFERENCE SEASON

316, Kenny Page, 1979-80


HIGHEST FIELD GOAL PERCENTAGE / CONFERENCE SEASON

65.5 (125-191), Luc Longley, 1990-91


CAREER FIELD GOAL PERCENTAGE LEADERS



George Scott
.622 (1983-85)



Khari Jaxon
.593 (1991-93)



Charlie Thomas
.590 (1988-89)

YEAR-BY-YEAR FG% LEADERS

Year	Player	FGM	FGA	Pct.
1950-51	Frank Kremer	88	224	.393
1951-52	Larry Tuttle	88	232	.379
1952-53	Marv Spallina	84	221	.380
1953-54	Marv Spallina	78	211	.370
1954-55	Oliver Lee	61	146	.415
1955-56	Toby Roybal	141	391	.361
1956-57	John Teel	134	312	.429
1957-58	John Teel	139	404	.344
1958-59	Vic Kline	63	175	.360
1959-60	Francis Grant	201	458	.439
1960-61	Francis Grant	158	370	.427
1961-62	Francis Grant	150	357	.420
1962-63	Ira Harge	196	362	.541
1963-64	Skip Kruzich	99	200	.495
1964-65	Mel Daniels	178	366	.480
1965-66	Mel Daniels	191	394	.485
1966-67	Mel Daniels	225	468	.481
1967-68	Ron Sanford	165	321	.514
1968-69	Greg Howard	155	277	.560
1969-70	Willie Long	237	467	.506
1970-71	Willie Long	214	428	.500
1971-72	Darryl Minniefield	124	239	.519
1972-73	Darryl Minniefield	156	260	.600
1973-74	Rich Pokorski	89	135	.659
1974-75	Rich Pokorski	124	229	.541
1975-76	Mike Patterson	141	277	.546
1976-77	Jimmy Allen	115	206	.558
1977-78	Jimmy Allen	91	161	.565
1978-79	Larry Belin	166	314	.529
1979-80	Kenny Page	314	618	.508
1980-81	Jerome Henderson	140	247	.567
1981-82	Don Brkovich	142	261	.544
1982-83	George Scott	112	171	.655
1983-84	Nelson Franse	174	312	.558
1984-85	George Scott	168	279	.602
1985-86	Johnny Brown	255	460	.554
1986-87	Kelvin Scarborough	215	402	.535
1987-88	Charlie Thomas	245	435	.563
1988-89	Charlie Thomas	227	365	.622
1989-90	Kurt Miller	154	269	.573
1990-91	Luc Longley	229	349	.656
1991-92	Khari Jaxon	138	218	.633
1992-93	Khari Jaxon	152	269	.565
1993-94	Lewis LaMar	77	144	.535
1994-95	Brian Hayden	101	186	.543
1995-96	Kenny Thomas	170	214	.578
1996-97	Lamont Long	98	184	.533
1997-98	Royce Olney	119	222	.536
1998-99	Kenny Thomas	162	297	.545
1999-00	Damion Walker	131	237	.553
2000-01	Wayland White	124	237	.523
2001-02	Jamaal Williams	98	189	.519
2002-03	Jamaal Williams	130	261	.498
2003-04	David Chiotti	125	228	.548
2004-05	David Chiotti	129	239	.540
2005-06	David Chiotti	128	246	.520
2006-07	Aaron Johnson	80	145	.552
2007-08	J.R Giddens	210	407	.516
2008-09	Daniel Faris	146	278	.525
2009-10	A.J. Hardeman	100	188	.532
2010-11	Drew Gordon	138	262	.527
2011-12	Drew Gordon	188	347	.542
2012-13	Alex Kirk	157	318	.494
2013-14	Cameron Bairstow	237	426	.556

FIELD GOALS

FIELD GOALS MADE / SEASON

Rk.	Player	Year	No.
1.	Kenny Page	1979-80	314
2.	Marvin Johnson	1977-78	270
3.	Hunter Greene	1986-87	264
4.	Johnny Brown	1985-86	255
5.	Charlie Thomas	1987-88	245
6.	Kenny Page	1980-81	239
7.	Cameron Bairstow	2013-14	237
	Willie Long	1969-70	237
9.	Luc Longley	1989-90	233
10.	Charles Smith	1995-96	233

FIELD GOALS ATTEMPTED / SEASON

Rk.	Player	Year	No.
1.	Kenny Page	1979-80	618
2.	Hunter Greene	1986-87	570
3.	Ruben Douglas	2002-03	549
4.	Kenny Page	1980-81	525
5.	Charles Smith	1995-96	506
6.	Marvin Johnson	1977-78	497
7.	Hunter Greene	1987-88	492
8.	Ron Nelson	1967-68	487
9.	Lamont Long	1999-00	471
10.	Mel Daniels	1966-67	468

FIELD GOALS MADE / CAREER

Rk.	Player	Years	No.
1.	Charles Smith	1993-97	737
2.	Luc Longley	1987-81	696
3.	Kenny Thomas	1995-99	666
4.	Hunter Greene	1983-88	650
5.	Lamont Long	1996-00	647
6.	Clayton Shields	1994-98	641
7.	Mel Daniels	1964-67	594
8.	Rob Robbins	1987-91	583
9.	Willie Long	1968-71	560
10.	Kenny Page	1979-81	553

FIELD GOALS ATTEMPTED / CAREER

Rk.	Player	Years	No.
1.	Charles Smith	1993-97	1,640
2.	Hunter Greene	1983-88	1,429
3.	Clayton Shields	1994-98	1,359
4.	Lamont Long	1996-00	1,427
5.	Ruben Douglas	2000-03	1,291
6.	Rob Robbins	1987-91	1,256
7.	Kenny Thomas	1995-99	1,240
8.	Mel Daniels	1964-67	1,228
9.	Francis Grant	1959-62	1,221
10.	Kendall Williams	2010-14	1,216

FIELD GOAL PERCENTAGE / SEASON (Min. 3 FG/Game)

Rk.	Player	Year	FG-FGA	Pct.
1.	Rich Pokorski	1973-74	89-135	.659
2.	Luc Longley	1990-91	229-349	.656
3.	George Scott	1982-83	112-171	.655
4.	Khari Jaxon	1991-92	138-218	.633
5.	Charlie Thomas	1988-89	227-365	.622
6.	George Scott	1984-85	168-229	.602
7.	Darryl Minniefield	1972-73	156-260	.600
8.	Johnny Brown	1984-85	168-279	.587
9.	Vladimir McCrary	1990-91	96-165	.582
10.	Kenny Thomas	1995-96	170-294	.578

FIELD GOAL PERCENTAGE / CAREER (400 attempts)


Rk.	Player	Years	FG-FGA	Pct.
1.	George Scott	1982-85	280-450	.622
2.	Khari Jaxon	1990-93	368-621	.593
3.	Charlie Thomas	1987-89	472-800	.590
4.	Luc Longley	1987-91	696-1,187	.586
5.	Johnny Brown	1984-86	464-816	.569
6.	Darryl Minniefield	1971-73	280-499	.561
7.	Damion Walker	1998-00	220-407	.540
8.	Kurt Miller	1987-91	267-495	.539
9.	David Chiotti	2002-06	427-795	.537
10.	Kenny Thomas	1995-99	666-1,240	.537



Rich Pokorski



David Chiotti



Jimmie Allen

TEAM

MOST 3-POINT FIELD GOALS / GAME

20 vs. Santa Clara, Nov. 13, 2004

MOST 3-POINT FIELD GOALS ATTEMPTED / GAME

42 vs. New Mexico State, Dec. 11, 1993

3-POINT FIELD GOAL PERCENTAGE / GAME

81.8 percent (9-11) vs. Texas Tech, December 15, 2007

MOST 3-POINT FIELD GOALS / CONFERENCE GAME

16 vs. UTEP, Jan. 29, 1994

MOST 3-POINT FIELD GOALS ATTEMPTED / CONFERENCE GAME

34 vs. UTEP, Jan. 21, 1995

3-POINT FIELD GOAL PERCENTAGE / CONFERENCE GAME

77.8 percent (7-9) at TCU, Jan. 24, 2009

MOST 3-POINT FIELD GOALS / SEASON

301, 1997-98

MOST 3-POINT FIELD GOALS ATTEMPTED / SEASON

782, 1993-94

HIGHEST 3-POINT FIELD GOAL PERCENTAGE / SEASON

43.4 percent (157-362), 1988-89

MOST 3-POINT FIELD GOALS / CONFERENCE SEASON

179, 1993-94

MOST 3-POINT FIELD GOALS ATTEMPTED / CONFERENCE SEASON

439, 1993-94

HIGHEST 3-POINT FIELD GOAL PERCENTAGE / CONFERENCE SEASON

45.7 (69-151), 1988-89 (16 games)

YEAR-BY-YEAR 3FG% LEADERS (1 MADE PER GAME)

Year	Player	FGM	FGA	Pct.
1986-87	Kelly Graves	71	166	.428
1987-88	Rob Robbins	40	100	.400
1988-89	Rob Robbins	83	169	.491
1989-90	Darrell McGee	58	149	.389
1990-91	Rob Robbins	71	170	.418
1991-92	Willie Banks	33	76	.434
1992-93	Ike Williams	71	155	.458
1993-94	Greg Brown	80	192	.417
1994-95	Clayton Shields	32	88	.364
1995-96	Royce Olney	38	87	.437
1996-97	Clayton Shields	96	226	.425
1997-98	Royce Olney	80	156	.513
1998-99	Kevin Henry	102	239	.427
1999-00	Lamont Long	57	154	.370
2000-01	Ruben Douglas	58	143	.406
2001-02	Tim Lightfoot	39	80	.488
2002-03	Javin Tindall	53	126	.421
2003-04	Troy DeVries	54	121	.446
2004-05	Troy DeVries	93	206	.451
2005-06	Mark Walters	57	151	.377
2006-07	Chad Toppert	85	183	.464
2007-08	Jamaal Smith	38	78	.487
2008-09	Roman Martinez	69	165	.418
2009-10	Roman Martinez	99	240	.413
2010-11	Kendall Williams	55	129	.426
2011-12	Phillip McDonald	47	107	.439
2012-13	Tony Snell	64	164	.390
2013-14	Kendall Williams	63	162	.389

INDIVIDUAL

MOST 3-POINT FIELD GOALS / GAME

- 10, Kendall Williams at Colorado State, Feb. 23, 2013
- 9, Ruben Douglas vs. Pacific, Nov. 23, 2001
- 9, Javin Tindall at UNLV, Jan. 31, 2004
- 8, Marlow White vs. Simon Fraser, Nov. 21, 1993
- 8, Clayton Shields vs. TCU, Jan. 5, 1998
- 8, Royce Olney vs. UTEP, Feb. 19, 1998
- 8, Ruben Douglas vs. UNLV, Jan. 27, 2003
- 8, Roman Martinez vs. San Diego, Dec. 9, 2009

MOST 3-POINT FIELD GOALS ATTEMPTED / GAME

- 15, Rob Robbins vs. Wyoming, Jan. 5, 1991
- 15, Ruben Douglas vs. UNLV, Jan. 27, 2003

3-POINT FIELD GOAL PERCENTAGE / GAME (Minimum 5 made)

- 88.9 (8-9), Clayton Shields vs. TCU, Jan. 5, 1998
- 88.9 (8-9), Roman Martinez vs. San Diego, Dec. 9, 2009

MOST 3-POINT FIELD GOALS / CONFERENCE GAME

- 10, Kendall Williams at Colorado State, Feb. 23, 2013
- 9, Javin Tindall at UNLV, Jan. 31, 2004
- 8, Royce Olney vs. UTEP, Feb. 19, 1998
- 8, Ruben Douglas vs. UNLV, Jan. 27, 2003

MOST 3-POINT FIELD GOALS ATTEMPTED / CONFERENCE GAME

- 15, Rob Robbins vs. Wyoming, Jan. 5, 1991
- 15, Ruben Douglas vs. UNLV, Jan. 27, 2003

MOST 3-POINT FIELD GOALS / SEASON

102, Kevin Henry, 1998-99

MOST 3-POINT FIELD GOALS ATTEMPTED / SEASON

240, Roman Martinez, 2009-10

HIGHEST 3-POINT FIELD GOAL PERCENTAGE / SEASON

51.3 percent (80-156), Royce Olney, 1997-98

MOST 3-POINT FIELD GOALS / CONFERENCE SEASON

- 59, Marlow White, 1993-94
- 59, Ruben Douglas, 2002-03

MOST 3-POINT FIELD GOALS ATTEMPTED / CONFERENCE SEASON

144, Marlow White, 1993-94

HIGHEST 3-POINT FIELD GOAL PERCENTAGE / CONFERENCE SEASON

59.3 percent (48-81), Royce Olney, 1997-98

CONSECUTIVE GAMES, 3-POINT SHOT MADE

- 35, Ruben Douglas, last 7 games of 2001-02; all of 2002-03
- 29, Troy DeVries, 2004-05
- 27, Charles Smith, 1996-97
- 22, Ike Williams, 1992-93
- 21, Lamont Long, 1999-00
- 21, Chad Toppert, 2007-08
- 19, Chad Toppert, 2008-09

THREE-POINTERS

Kendall Williams on February 23, 2013 became the first Lobo to ever record 10 three-pointers in a single game.

THREE-POINT FIELD GOALS - INDIVIDUAL

THREE-POINT FIELD GOALS MADE / GAME

1.	10	Kendall Williams at Colorado State	Feb. 23, 2013
2.	9	Ruben Douglas vs. Pacific	Nov. 23, 2001
	9	Javin Tindall at UNLV	Jan. 31, 2004
4.	8	Marlow White vs. Simon Fraser	Nov. 21, 1993
	8	Clayton Shields vs. TCU	Jan. 5, 1998
	8	Royce Olney vs. UTEP	Feb. 19, 1998
	8	Ruben Douglas vs. UNLV	Jan. 27, 2003
	8	Roman Martinez vs. San Diego	Dec. 9, 2009
9.	7	12 times, last by Tony Snell at Air Force	March 9, 2013

THREE-POINT FIELD GOALS ATTEMPTED / GAME

1.	15	Rob Robbins vs. Wyoming	Jan. 5, 1991
	15	Ruben Douglas vs. UNLV	Jan. 27, 2003
3.	14	Kevin Henry vs. Fresno State	Feb. 13, 1999
	14	Ruben Douglas vs. Pacific	Nov. 23, 2001
5.	13	Tony Snell at Air Force	March 9, 2013
	13	Kendall Williams at Colorado State	Feb. 23, 2013
	13	Rob Robbins vs. Texas-El Paso	Feb. 23, 1991
	13	Steve Logan vs. New Mexico State	Nov. 30, 1991
	13	Kevin Henry vs. New Hampshire	Dec. 28, 1998
	13	Mark Walters at New Mexico State	Dec. 3, 2005
	13	J.R. Giddens vs. Pepperdine	Dec. 29, 2006



Marlow White



Royce Olney

THREE-POINT FIELD GOALS - OPPOSING TEAM

THREE-POINT FIELD GOALS MADE / GAME

1.	20	Santa Clara	Nov. 13, 2004
2.	18	Holy Cross	Dec. 29, 1997
	18	UTEP	Feb. 19, 1998
4.	17	Simon Fraser	Nov. 21, 1993
	17	at Utah	Feb. 24, 2007
6.	16	Eastern Washington	Dec. 3, 1993
	16	at UTEP	Jan. 29, 1994
	16	Sacramento State	Dec. 19, 1998
	16	Penn State	Dec. 29, 2004
	16	Abilene Christian	Nov. 10, 2006
	16	Northern Arizona	Dec. 16, 2009
12.	15	Air Force	March 9, 2013
	15	Colorado State	Feb. 12, 1994
	15	Simon Fraser	Nov. 18, 1996
	15	Wyoming	Feb. 15, 2003
	15	San Diego	Jan. 6, 2004

THREE-POINT FIELD GOALS ATTEMPTED / GAME

1.	42	New Mexico State	Dec. 11, 1993
2.	39	Abilene Christian	Nov. 10, 2006
3.	38	vs. UAB	Nov. 21, 2013
4.	37	Simon Fraser	Nov. 21, 1993
5.	36	at Wyoming	Jan. 5, 2008
6.	35	Santa Clara	Nov. 13, 2004
	35	New Mexico State	Dec. 13, 1996
	35	San Diego	Jan. 6, 2004
9.	34	Texas-El Paso	Jan. 21, 1995
	34	Eastern Washington	Dec. 3, 1993

THREE-POINT FIELD GOAL PERCENTAGE / GAME (Min. 7 made)

1.	81.8 (9-11)	Texas Tech	Dec. 15, 2007
2.	77.8 (7-9)	TCU	Jan. 24, 2009
3.	72.2 (13-18)	San Francisco State	Nov. 22, 2003
4.	70.0 (7-10)	Wyoming	Feb. 6, 1992
5.	69.6 (16-23)	Sacramento State	Dec. 19, 1998
6.	68.4 (20-35)	Santa Clara	Nov. 13, 2004
7.	68.2 (15-22)	Simon Fraser	Nov. 18, 1996
8.	66.7 (8-12)	Georgia State	Feb. 12, 2001
	66.7 (12-18)	McNeese State	Dec. 21, 1998
	66.7 (8-12)	Brigham Young	Feb. 22, 1992
	66.7 (12-18)	San Diego	Dec. 9, 2009
12.	64.2 (9-14)	Idaho State	Nov. 22, 1991
	64.2 (9-14)	Utah	Feb. 17, 1990

THREE-POINT FIELD GOALS

3-POINT FIELD GOALS MADE / SEASON

Rk.	Player	Year	No.
1.	Kevin Henry	1998-99	102
2.	Roman Martinez	2009-10	99
3.	Clayton Shields	1996-97	96
4.	Marlow White	1993-94	94
	Ruben Douglas	2002-03	94
6.	Troy DeVries	2004-05	93
7.	Clayton Shields	1997-98	90
8.	Chad Toppert	2006-07	85
	Chad Toppert	2007-08	85
10.	Rob Robbins	1988-89	83

3-POINT FIELD GOALS MADE / CAREER

Rk.	Player	Years	No.
1.	Clayton Shields	1994-98	285
2.	Chad Toppert	2005-09	266
3.	Rob Robbins	1987-91	264
4.	Ruben Douglas	2000-03	218
5.	Phillip McDonald	2008-12	207
	Charles Smith	1993-97	207
7.	Kendall Williams	2010-14	205
	Roman Martinez	2006-10	205
9.	Kevin Henry	1997-00	197
10.	Royce Olney	1994-98	174

3-POINT FIELD GOAL PERCENTAGE / SEASON

Rk.	Player	Year	FG-FGA	Pct.
1.	Royce Olney	1997-98	80-156	.513
2.	Rob Robbins	1988-89	83-169	.491
3.	Tim Lightfoot	2001-02	39-80	.488
4.	Jamaal Smith	2007-08	38-78	.487
5.	Chad Toppert	2007-08	85-177	.480
6.	Chad Toppert	2006-07	85-183	.464
7.	Ike Williams	1992-93	71-155	.458
8.	Troy DeVries	2004-05	93-206	.451
9.	Ruben Douglas	2001-02	66-147	.449
10.	Troy DeVries	2003-04	54-121	.446

3-POINT FIELD GOALS ATTEMPTED / SEASON

Rk.	Player	Year	No.
1.	Roman Martinez	2009-10	240
2.	Kevin Henry	1998-99	239
3.	Ruben Douglas	2002-03	238
4.	Marlow White	1993-94	237
5.	Clayton Shields	1996-97	226
6.	Clayton Shields	1997-98	221
7.	Marlow White	1994-95	211
8.	Steve Logan	1991-92	210
9.	Troy DeVries	2004-05	206
10.	Chad Toppert	2008-09	203

3-POINT FIELD GOALS ATTEMPTED / CAREER

Rk.	Player	Years	No.
1.	Clayton Shields	1994-98	699
2.	Rob Robbins	1987-91	636
3.	Chad Toppert	2005-09	606
4.	Charles Smith	1993-97	605
5.	Kendall Williams	2010-14	539
6.	Ruben Douglas	2000-03	528
7.	Kevin Henry	1997-00	515
8.	Roman Martinez	2006-10	507
9.	Marlow White	1993-95	448
10.	Phillip McDonald	2008-12	441

3-POINT FIELD GOAL PERCENTAGE / CAREER

Rk.	Player	Years	FG-FGA	Pct.
1.	Troy DeVries	2003-05	147-327	.450
2.	Willie Banks	1988-92	78-177	.441
3.	Chad Toppert	2005-09	266-606	.439
4.	Kelly Graves	1985-87	71-166	.427
5.	Royce Olney	1994-98	174-408	.426
6.	Greg Brown	1992-94	131-311	.421
7.	Javin Tindall	2002-04	125-298	.419
8.	Rob Robbins	1987-91	264-636	.415
9.	Ruben Douglas	2000-03	218-528	.413
10.	Tim Lightfoot	1998-02	124-303	.409

TEAM

MOST FREE THROWS / GAME

47 vs. Arizona (60 attempts), Feb. 26, 1979

MOST FREE THROWS ATTEMPTED / GAME

69 vs. Eastern New Mexico, Dec. 4, 1954

FREE THROW PERCENTAGE / GAME

100.0 percent (21-21) vs. Connecticut, Nov. 19, 2012

MOST FREE THROWS / CONFERENCE GAME

40 vs. Utah (53 attempts), March 1, 2003

MOST FREE THROWS ATTEMPTED / CONFERENCE GAME

55 vs. Wyoming, Feb. 18, 1966

FREE THROW PERCENTAGE / CONFERENCE GAME

100.0 (7-7) vs. TCU, Jan. 26, 2011
96.2 (25-26) vs. Wyoming, Feb. 15, 1979

MOST FREE THROWS / SEASON

626, 1986-87

MOST FREE THROWS ATTEMPTED / SEASON

896, 1986-87

HIGHEST FREE THROW PERCENTAGE / SEASON

75.7 (430-568), 1997-98

MOST FREE THROWS / CONFERENCE SEASON

308, 1995-96

MOST FREE THROWS ATTEMPTED / CONFERENCE SEASON

444, 1995-96

HIGHEST FREE THROW PERCENTAGE / CONFERENCE SEASON

80.1 (177-221), 1997-98



Rob Robbins



Kelvin Scarborough

INDIVIDUAL

MOST FREE THROWS / GAME

26 (26-31), Ruben Douglas vs. Utah, March 1, 2003
19 (19-25), Toby Roybal vs. Montana, Jan. 11, 1956

MOST FREE THROWS ATTEMPTED / GAME

31, Ruben Douglas vs. Utah, March 1, 2003
25, Toby Roybal vs. Montana, Jan. 11, 1956

FREE THROW PERCENTAGE / GAME (Minimum 12 made)

100.0, Kendall Williams vs. San Diego (16-16), Nov. 30, 2014
100.0, Ruben Douglas vs. UNLV (15-15), Feb. 5, 2002
100.0, Phil Smith vs. Wyoming (15-15), Feb. 12, 1981
100.0, Ruben Douglas vs. Northwestern State (14-14), Nov. 25, 2002
100.0, Phil Abney vs. Wyoming (12-12), Feb. 15, 1979
100.0, Ruben Douglas vs. BYU (12-12), March 3, 2003
100.0, Daniel Faris vs. TCU (12-12), Feb. 24, 2009

CONSECUTIVE FREE THROWS MADE

52, Rob Robbins, 1989-90

FREE THROWS / CONFERENCE GAME

26 (26-31), Ruben Douglas vs. Utah, March 1, 2003

MOST FREE THROWS ATTEMPTED / CONFERENCE GAME

31 (made 26), Ruben Douglas vs. Utah, March 1, 2003

FREE THROW PERCENTAGE / CONFERENCE GAME (Min. 12 made)

100.0, Phil Smith vs. Wyoming (15-15), Feb. 12, 1981
100.0, Phil Abney vs. Wyoming (12-12), Feb. 15, 1979
100.0, Ruben Douglas vs. BYU (12-12), March 3, 2003
100.0, Daniel Faris vs. TCU (12-12), Feb. 24, 2009

MOST FREE THROWS / SEASON

253, Ruben Douglas, 2002-03

MOST FREE THROWS ATTEMPTED / SEASON

301, Ruben Douglas, 2002-03

HIGHEST FREE THROW PERCENTAGE / SEASON

93.5 (101-108), Rob Robbins, 1989-90

MOST FREE THROWS / CONFERENCE SEASON

158, Ruben Douglas, 2002-03

MOST FREE THROWS ATTEMPTED / CONFERENCE SEASON

185, Ruben Douglas, 2002-03

HIGHEST FREE THROW PERCENTAGE / CONFERENCE SEASON

92.6 (50-54), Rob Robbins, 1989-90

HOT SHOT

Rob Robbins shot 88.8 percent from the charity stripe in his career (1988-91) at New Mexico. He finished as the ninth most accurate free throw shooter in NCAA history.

YEAR-BY-YEAR FT% LEADERS (50 MADE)

Year	Player	FTM	FTA	Pct.
1950-51	Frank Kremer	66	90	.735
1951-52	Larry Tuttle	55	67	.821
1952-53	Dan Darrow	141	169	.834
1953-54	Gene Golden	54	70	.771
1954-55	Oliver Lee	50	60	.833
1955-56	Floyd Siegel	52	68	.765
1956-57	Bob Martin	101	123	.821
1957-58	Bob Martin	69	87	.793
1958-59	Gig Brummell	75	106	.708
1959-60	Francis Coffee	65	84	.774
1960-61	Gig Brummell	59	75	.787
1961-62	Mike Lucero	92	115	.800
1962-63	Ira Harge	135	214	.631
1963-64	Skip Kruzich	83	103	.814
1964-65	Skip Kruzich	69	86	.802
1965-66	Jim Howard	70	85	.824
1966-67	Mel Daniels	131	191	.686
1967-68	Ron Nelson	120	146	.822
1968-69	Ron Becker	74	94	.787
1969-70	Ron Becker	153	191	.801
1970-71	John Johnson	61	75	.813
1971-72	Tommy Roberts	118	135	.874
1972-73	Chester Fuller	62	85	.729
1973-74	Mark Saiers	53	83	.699
1974-75	Pat King	91	108	.843
1975-76	Ricky Williams	70	94	.745
1976-77	Michael Cooper	112	140	.800
1977-78	Marvin Johnson	133	171	.778
1978-79	Russell Saunders	83	103	.806
1979-80	Kenny Page	156	203	.768
1980-81	Kenny Page	125	161	.776
1981-82	Alan Dolensky	60	77	.779
1982-83	George Scott	73	95	.768
1983-84	Phil Smith	199	253	.787
1984-85	George Scott	111	146	.760
1985-86	Kelvin Scarborough	88	129	.659
1986-87	Hunter Greene	165	210	.786
1987-88	Hunter Greene	139	172	.808
1988-89	Rob Robbins	77	84	.917
1989-90	Rob Robbins	101	108	.935
1990-91	Rob Robbins	73	86	.849
1991-92	Willie Banks	114	145	.786
1992-93	Steve Logan	130	162	.803
1993-94	Greg Brown	129	158	.816
1994-95	Marlow White	93	110	.845
1995-96	Charles Smith	107	132	.811
1996-97	Clayton Shields	72	94	.766
1997-98	Kenny Thomas	122	159	.767
1998-99	Lamont Long	112	138	.812
1999-00	Damion Walker	140	173	.809
2000-01	Ruben Douglas	95	120	.792
2001-02	Ruben Douglas	140	167	.838
2002-03	Ruben Douglas	253	301	.841
2003-04	Javin Tindall	64	77	.831
2004-05	Danny Granger	154	204	.755
2005-06	Mark Walters	100	142	.704
2006-07	Jamaal Smith	66	80	.825
2007-08	Chad Toppert	92	117	.786
2008-09	Chad Toppert	75	91	.824
2009-10	Dairese Gary	195	260	.750
2010-11	Dairese Gary	163	209	.780
2011-12	Tony Snell	54	65	.831
2012-13	Tony Snell	86	102	.843
2013-14	Kendall Williams	179	228	.785

FREE THROWS

FREE THROWS MADE / SEASON

Rk.	Player	Year	No.
1.	Ruben Douglas	2002-03	253
2.	Cameron Bairstow	2013-14	219
3.	Kelvin Scarborough	1986-87	200
4.	Phil Smith	1983-84	199
5.	Dairese Gary	2009-10	195
6.	Willie Long	1970-71	193
7.	Kendall Williams	2013-14	179
8.	Hunter Greene	1986-87	165
9.	Dairese Gary	2010-11	163
10.	Toby Roybal	1955-56	161
	Luc Longley	1989-90	161

FREE THROWS ATTEMPTED / SEASON

Rk.	Player	Year	No.
1.	Ruben Douglas	2002-03	301
2.	Cameron Bairstow	2013-14	298
3.	Willie Long	1970-71	273
4.	Dairese Gary	2009-10	260
5.	Kelvin Scarborough	1986-87	257
6.	Phil Smith	1983-84	253
7.	Johnny Brown	1985-86	237
8.	Kendall Williams	2013-14	228
9.	Toby Roybal	1955-56	221
10.	Tom King	1959-60	219

FREE THROWS MADE / CAREER

Rk.	Player	Years	No.
1.	Kendall Williams	2010-14	556
2.	Phil Smith	1980-84	547
3.	Dairese Gary	2007-11	537
4.	Kenny Thomas	1995-99	534
5.	Ruben Douglas	2000-03	488
6.	Kelvin Scarborough	1983-87	441
7.	Willie Long	1968-71	422
8.	Cameron Bairstow	2010-14	401
9.	Lamont Long	1996-00	399
10.	Luc Longley	1987-91	377

FREE THROWS ATTEMPTED / CAREER

Rk.	Player	Years	No.
1.	Phil Smith	1980-84	730
2.	Kendall Williams	2010-14	727
3.	Kenny Thomas	1995-99	722
4.	Dairese Gary	2007-11	715
5.	Willie Long	1968-71	618
6.	Kelvin Scarborough	1983-87	606
7.	Ruben Douglas	2000-03	588
8.	Cameron Bairstow	2010-14	559
9.	Mel Daniels	1964-67	518
10.	Luc Longley	1987-91	513

FREE THROW PERCENTAGE / SEASON


(Minimum 2 FTM /game)				
Rk.	Player	Year	FG-FGA	Pct.
1.	Rob Robbins	1989-90	101-108	.935
2.	Rob Robbins	1988-89	77-84	.917
3.	Tommy Roberts	1971-72	118-135	.874
4.	Rob Robbins	1990-91	73-86	.849
5.	Marlow White	1994-95	93-110	.845
6.	Tony Snell	2012-13	86-102	.843
7.	Pat King	1974-75	91-108	.843
8.	Ruben Douglas	2002-03	253-301	.841
9.	Ruben Douglas	2001-02	140-167	.838
10.	Dan Darrow	1952-53	141-169	.834

FREE THROW PERCENTAGE / CAREER

(Minimum 150 attempts)				
Rk.	Player	Years	FG-FGA	Pct.
1.	Rob Robbins	1987-91	309-348	.888
2.	Tommy Roberts	1970-73	188-224	.839
3.	Ruben Douglas	2000-03	488-588	.830
4.	Greg Brown	1992-94	168-204	.824
5.	Tony Snell	2010-13	165-201	.821
6.	Ron Nelson	1966-68	156-191	.817
7.	Bob Martin	1956-58	170-210	.810
8.	Chad Toppert	2005-09	139-172	.808
9.	Pat King	1972-75	130-161	.807
10.	Jamaal Smith	2006-08	158-197	.802



Greg Brown



Phil Smith



Kenny Page

TEAM

MOST ASSISTS / GAME

40 vs. Central Florida, Dec. 16, 1978
40 vs. Texas-Arlington, Nov. 23, 1990

MOST ASSISTS / CONFERENCE GAME


31 vs. Brigham Young, Jan. 5, 1989

MOST ASSISTS / SEASON

677, 1988-89

MOST ASSISTS / CONFERENCE SEASON

324, 1988-89



Darrell McGee

INDIVIDUAL

MOST ASSISTS / GAME

21, Kelvin Scarborough vs. Hawai'i, Feb. 13, 1987

MOST ASSISTS / CONFERENCE GAME

21, Kelvin Scarborough vs. Hawai'i, Feb. 13, 1987

MOST ASSISTS / SEASON

243, Darrell McGee, 1988-89

MOST ASSISTS / CONFERENCE SEASON

112, Petie Gibson, 1970-71

MOST ASSISTS / CAREER

684, Darrell McGee, 1987-90

MOST ASSISTS / CONFERENCE CAREER

287, Kelvin Scarborough, 1984-87

ASSIST AVERAGE / SEASON

7.6, Petie Gibson, 1970-71

ASSIST AVERAGE / CONFERENCE SEASON

8.0, Petie Gibson, 1970-71

ASSIST AVERAGE / CAREER

7.2, Petie Gibson, 1969-71

ASSIST AVERAGE / CONFERENCE CAREER

7.3, Petie Gibson, 1969-71

YEAR-BY-YEAR ASSIST LEADERS

Year	Player	Games	No.	Avg.
1968-69	Petie Gibson	26	183	7.03
1969-70	Petie Gibson	26	179	6.88
1970-71	Petie Gibson	26	198	7.61
1971-72	Tommy Roberts	26	110	4.23
1972-73	Tommy Roberts	27	88	3.25
1973-74	Wendell Taylor	29	109	3.75
1974-75	Pat King	26	101	3.88
1975-76	Ricky Williams	26	102	3.92
1976-77	Michael Cooper	30	101	3.36
1977-78	Russell Saunders	28	132	4.71
1978-79	Russell Saunders	27	139	5.14
1979-80	Everette Jefferson	18	103	5.72
1980-81	Phil Smith	26	176	6.76
1981-82	Phil Smith	28	170	6.07
1982-83	Phil Smith	16	81	5.06
1983-84	Phil Smith	35	203	5.80
1984-85	Kelvin Scarborough	32	175	5.46
1985-86	Kelvin Scarborough	31	151	4.87
1986-87	Kelvin Scarborough	35	212	6.10
1987-88	Darrell McGee	36	182	5.06
1988-89	Darrell McGee	33	243	7.36
1989-90	Darrell McGee	34	205	6.03
1990-91	Jimmy Taylor	30	113	3.76
1991-92	Willie Banks	33	162	4.91
1992-93	Steve Logan	31	135	4.35
1993-94	Greg Brown	31	136	4.39
1994-95	David Gibson	30	113	3.77
1995-96	David Gibson	33	119	3.61
1996-97	David Gibson	33	112	3.39
1997-98	David Gibson	32	116	3.63
1998-99	John Robinson II	34	162	4.76
1999-00	Marlon Parmer	32	115	3.59
2000-01	Marlon Parmer	34	182	5.35
2001-02	Senque Carey	30	95	3.17
2002-03	Javin Tindall	25	67	2.68
2003-04	Javin Tindall	28	98	3.50
2004-05	Mark Walters	33	92	2.80
2005-06	Mark Walters	30	92	3.07
2006-07	Darren Prentice	31	101	3.25
2007-08	Dairese Gary	33	105	3.18
2008-09	Dairese Gary	34	140	4.12
2009-10	Darlington Hobson	35	160	4.57
2010-11	Dairese Gary	33	182	5.52
2011-12	Kendall Williams	34	142	4.18
2012-13	Kendall Williams	34	166	4.88
2013-14	Kendall Williams	34	168	4.94

SINGLE GAME ASSISTS - INDIVIDUAL

Rk.	Ast.	Player	Opponent	Date
1.	21	Kelvin Scarborough	Hawai'i	Feb. 13, 1987
2.	16	Darrell McGee	Brigham Young	Jan. 5, 1989
	16	Mark Felix	Central Florida	Dec. 16, 1978
4.	15	Darrell McGee	Loyola (Md.)	Nov. 26, 1988
	15	Petie Gibson	Arizona State	Feb. 16, 1969
	15	Petie Gibson	Denver	Jan. 11, 1969
7.	14	Phil Smith	San Diego State	Feb. 11, 1984
	14	Petie Gibson	Denver	Jan. 3, 1970
	14	Petie Gibson	Occidental	Dec. 13, 1968
10.	13	six times		

SINGLE GAME ASSISTS - TEAM

Rk.	Ast.	Opponent	Date
1.	40	Central Florida	Dec. 16, 1978
	40	Texas-Arlington	Nov. 23, 1990
3.	38	U.S. International	Dec. 3, 1985
4.	33	Minnesota	Dec. 29, 1973
5.	32	Midwestern State	Nov. 27, 1981
	32	Holy Cross	Dec. 29, 1997
7.	31	Brigham Young	Jan. 5, 1989
	31	Alaska-Anchorage	Dec. 29, 1984
	31	Missouri Baptist	Nov. 28, 1981
	31	Cameron College	Dec. 5, 1973
	31	Hawai'i	Dec. 18, 1965

ASSISTS

David Gibson and Phil Smith are the only Lobos to lead the team in assists four straight seasons. Gibson led UNM from 1995-98. Smith led UNM in assists every season between 1981-84.

ASSISTS / SEASON

Rk.	Player	Year	No.
1.	Darrell McGee	1988-89	243
2.	Kelvin Scarborough	1986-87	212
3.	Darrell McGee	1989-90	205
4.	Phil Smith	1983-84	203
5.	Petie Gibson	1970-71	198
6.	Petie Gibson	1968-69	183
7.	Dairese Gary	2010-11	182
	Marlon Parmer	2000-01	182
	Darrell McGee	1987-88	182
10.	Petie Gibson	1969-70	179

ASSISTS

ASSISTS / CAREER

Rk.	Player	Years	No.
1.	Darrell McGee	1986-90	684
2.	Phil Smith	1980-84	630
3.	Kendall Williams	2010-14	617
4.	Kelvin Scarborough	1983-87	574
5.	Dairese Gary	2007-11	564
6.	Petie Gibson	1968-71	560
7.	David Gibson	1994-98	460
8.	Willie Banks	1988-92	419
9.	Marlon Parmer	1999-02	384
10.	Charles Smith	1993-97	358

TEAM

MOST BLOCKS / GAME

- 12 vs. Brigham Young, Feb. 25, 1977
- 12 vs. Rider, Dec. 23, 1987
- 12 vs. Washington State, March 23, 1992
- 12 vs. UNLV, Jan. 17, 2000
- 12 vs. Massachussetts, Nov. 22, 2013

MOST BLOCKS / CONFERENCE GAME

- 12 vs. Brigham Young, Feb. 25, 1977
- 12 vs. UNLV, Jan. 17, 2000

MOST BLOCKS / SEASON

182, 1976-77

MOST BLOCKS / CONFERENCE SEASON

85, 2013-14

INDIVIDUAL

MOST BLOCKS / GAME

10, Luc Longley vs. Hardin-Simmons, Nov. 24, 1989

MOST BLOCKS / CONFERENCE GAME

9, Khari Jaxon vs. Hawai'i, Jan. 18, 1992

MOST BLOCKS / SEASON

117, Luc Longley, 1989-90

MOST BLOCKS / CONFERENCE SEASON

58, Khari Jaxon, 1991-92

MOST BLOCKS / CAREER

336, Luc Longley, 1988-91

MOST BLOCKS / CONFERENCE CAREER

142, Luc Longley, 1988-91

BLOCK AVERAGE / SEASON

3.4, Luc Longley, 1989-90

BLOCK AVERAGE / CONFERENCE SEASON

3.6, Khari Jaxon, 1991-92

BLOCK AVERAGE / CAREER

2.5, Luc Longley, 1988-91

BLOCK AVERAGE / CONFERENCE CAREER

2.5, Khari Jaxon, 1991-93

YEAR-BY-YEAR BLOCK LEADERS

Year	Player	Games	No.	Avg.
1977-78	Jimmy Allen	28	37	1.3
1978-79	Paul Roby	29	17	0.6
1979-80	Jerome Henderson	13	13	1.0
1980-81	Jerome Henderson	23	39	1.7
1981-82	Mark Snow	20	18	0.9
1982-83	Tim Garrett	29	19	0.7
1983-84	Tim Garrett	35	30	0.9
1984-85	Mike Winters	32	12	0.4
1985-86	Rob Loeffel	31	36	1.2
1986-87	Rob Loeffel	35	37	1.1
1987-88	Rob Loeffel	36	45	1.3
1988-89	Luc Longley	33	90	2.7
1989-90	Luc Longley	34	117	3.4
1990-91	Luc Longley	30	95	3.2
1991-92	Khari Jaxon	33	109	3.3
1992-93	Khari Jaxon	31	88	2.8
1993-94	Lewis LaMar	31	45	1.5
1994-95	Shawn Simpson	30	41	1.4
1995-96	Kenny Thomas	33	50	1.5
1996-97	Kenny Thomas	32	48	1.5
1997-98	Kenny Thomas	32	79	2.5
1998-99	Kenny Thomas	26	62	2.4
1999-00	Wayland White	32	70	2.2
2000-01	Wayland White	31	67	2.2
2001-02	Chad Bell	39	29	1.3
2002-03	Chad Bell	27	24	0.9
2003-04	Danny Granger	28	31	1.4
2004-05	Danny Granger	30	60	2.0
2005-06	David Chiotti	30	24	0.8
2006-07	Daniel Faris	32	25	0.8
2007-08	J.R. Giddens	33	39	1.2
2008-09	Daniel Faris	34	52	1.5

Year	Player	Games	No.	Avg.
2009-10	A.J. Hardeman	35	44	1.3
2010-11	Drew Gordon	26	34	1.3
2011-12	Drew Gordon	35	35	1.0
2012-13	Alex Kirk	35	63	1.8
2013-14	Alex Kirk	32	85	2.7

SINGLE GAME BLOCKS - TEAM

Rk	No.	Opponent	Date
1.	12	vs. Massachussetts	Nov. 22, 2013
	12	UNLV	Jan. 17, 2000
	12	Washington State	Mar. 23, 1992
	12	Rider	Dec. 23, 1987
	12	Brigham Young	Feb. 25, 1977
6.	11	New Mexico State	Dec. 15, 2012
	11	at New Mexico State	Dec. 15, 1990
	11	Eastern New Mexico	Feb. 22, 1989
	11	Brigham Young	Jan. 26, 1978
10.	10	N.M. Highlands	Nov. 24, 2003
	10	South Florida	Mar. 15, 2000
	10	UTEP	Dec. 18, 1999
	10	Hawai'i	Jan. 18, 1992
	10	San Francisco	Nov. 24, 1990
	10	Hardin-Simmons	Nov. 24, 1989
	10	Western New Mexico	Nov. 30, 1987
	10	Wisconsin-Parkside	Dec. 4, 1976

SINGLE GAME BLOCKS - INDIVIDUAL

Rk.	Blks.	Player	Opponent	Date
1.	10	Luc Longley	Hardin-Simmons	Nov. 24, 1989
2.	9	Khari Jaxon	Hawai'i	Jan. 18, 1992
3.	8	Wayland White	Alcorn State	Nov. 27, 2000
	8	Khari Jaxon	Texas A&M	Dec. 3, 1992
	8	Luc Longley	Towson State	Dec. 30, 1989
	8	Luc Longley	New Mexico State	Dec. 17, 1988
7.	7	Wayland White	South Florida	Mar. 15, 2000
	7	Wayland White	UNLV	Jan. 17, 2000
	7	Kenny Thomas	Hawai'i	Jan. 9, 1999
	7	Kenny Thomas	San Diego State	Jan. 7, 1999
	7	Kenny Thomas	Colorado State	Jan. 12, 1998
	7	Khari Jaxon	Utah	Jan. 3, 1992
	7	Luc Longley	Hawai'i	March 23, 1990
	7	Luc Longley	Centenary	Dec. 18, 1990
	7	Luc Longley	Pepperdine	Mar. 21, 1989

BLOCKS

BLOCKS / SEASON

Rk.	Player	Year	No.
1.	Luc Longley	1989-90	117
2.	Khari Jaxon	1991-92	109
3.	Luc Longley	1990-91	95
4.	Luc Longley	1988-89	90
5.	Khari Jaxon	1992-93	88
6.	Alex Kirk	2013-14	85
7.	Kenny Thomas	1997-98	79
8.	Wayland White	1999-00	70
9.	Wayland White	2000-01	67
10.	Alex Kirk	2012-13	63

BLOCKS / CAREER

Rk.	Player	Years	No.
1.	Luc Longley	1987-91	336
2.	Kenny Thomas	1995-99	239
3.	Khari Jaxon	1990-93	220
4.	Alex Kirk	2010-14	168
5.	Wayland White	1999-01	137
6.	Rob Loeffel	1986-89	126
7.	A.J. Hardeman	2008-12	100
8.	Cameron Bairstow	2013-14	99
9.	Daniel Faris	2005-09	98
10.	Charles Smith	1993-97	95

BLOCKS

Luc Longley is the only player in school history to record 10 or more blocks in a single game. Longley rejected 10 shots against Hardin-Simmons on November 24, 1989. Longley also set the single season school record with 117 blocked shots during the 1989-90 season.

TEAM

MOST STEALS / GAME

25 vs. Western New Mexico, Nov. 28, 1990

MOST STEALS / CONFERENCE GAME


19 vs. Colorado State, March 5, 2005

MOST STEALS / SEASON

294, 1986-87

MOST STEALS / CONFERENCE SEASON

128, 1986-87



Phil Abney

INDIVIDUAL

MOST STEALS / GAME

10, Phil Abney vs. Davidson, Dec. 29, 1978

MOST STEALS / CONFERENCE GAME

8, Hunter Greene vs. SDSU, Jan. 3, 1987
8, Marlow White vs. BYU, Feb. 4, 1995

MOST STEALS / SEASON

84, Hunter Greene, 1986-87

MOST STEALS / CONFERENCE SEASON

41, Kelvin Scarborough, 1986-87

MOST STEALS / CAREER

235, Kelvin Scarborough, 1984-87

MOST STEALS / CONFERENCE CAREER

106, Kelvin Scarborough, 1984-87

STEAL AVERAGE / SEASON

2.50, Kelvin Scarborough, 1985

STEAL AVERAGE / CONFERENCE SEASON

2.56, Kelvin Scarborough, 1986-87

STEAL AVERAGE / CAREER

1.81, Kelvin Scarborough, 1984-87

STEAL AVERAGE / CONFERENCE CAREER

1.9, Marlow White, 1994-95

YEAR-BY-YEAR STEALS LEADERS

Year	Player	Games	No.	Avg.
1977-78	Michael Cooper	28	54	1.92
1978-79	Russell Saunders	27	42	1.55
1979-80	Everette Jefferson	18	35	1.94
1980-81	Phil Smith	26	47	1.80
1981-82	Phil Smith	28	45	1.60
1982-83	Michael Johnson	29	29	1.00
1983-84	Phil Smith	35	77	2.20
1984-85	Kelvin Scarborough	32	80	2.50
1985-86	Kelvin Scarborough	31	53	1.70
1986-87	Hunter Greene	35	84	2.40
1987-88	Hunter Greene	36	70	1.94
1988-89	Darrell McGee	33	56	1.69
1989-90	Kurt Miller	32	42	1.31
1990-91	Willie Banks	26	61	2.35
1991-92	Willie Banks	33	62	1.88
1992-93	Steve Logan	31	56	1.81
1993-94	Marlow White	31	54	1.74
1994-95	Marlow White	30	55	1.83
1995-96	Charles Smith	33	66	2.00
1996-97	Charles Smith	33	50	1.52
1997-98	Lamont Long	32	49	1.53
1998-99	Lamont Long	31	49	1.58
1999-00	Lamont Long	32	61	1.91
2000-01	Wayland White	31	57	1.84
2001-02	Eric Chatfield	30	32	1.07
2002-03	Ruben Douglas	28	35	1.25
2003-04	Danny Granger	22	29	1.32
2004-05	Danny Granger	30	63	2.10
2005-06	Mark Walters	30	62	2.09
2006-07	Darren Prentice	31	35	1.13
2007-08	J.R. Giddens	33	47	1.42
2008-09	Tony Danridge	34	41	1.21
2009-10	Roman Martinez	35	51	1.46
2010-11	Kendall Williams	35	49	1.40
2011-12	Kendall Williams	34	46	1.35
2012-13	Hugh Greenwood	35	47	1.34
2013-14	Kendall Williams	34	53	1.56

SINGLE GAME STEALS - INDIVIDUAL

Rk.	No.	Player	Opponent	Date
1.	10	Phil Abney	Davidson	Dec. 29, 1978
2.	9	Willie Banks	Tennessee State	Dec. 21, 1991
3.	8	Danny Granger	Penn State	Dec. 29, 2003
	8	Marlow White	Brigham Young	Feb. 4, 1995
	8	Hunter Greene	San Diego State	Jan. 3, 1987
	8	Kelvin Scarborough	Texas A&M	Mar. 12, 1985
7.	7	Roland Hannah	Washington	Jan. 2, 2000
	7	Khari Jaxon	San Diego State	Jan. 18, 1993
	7	Everette Jefferson	Idaho State	Dec. 28, 1979

SINGLE GAME STEALS - TEAM

Rk.	No.	Opponent	Date
1.	25	Western New Mexico	Nov. 28, 1990
2.	20	Tennessee State	Dec. 21, 1991
	20	Arizona	Dec. 4, 1982
4.	19	Colorado State	March 5, 2005
5.	18	San Diego State	Jan. 3, 1987
	18	Colorado State	Mar. 2, 1978
7.	17	San Diego State	Jan. 17, 1993
	17	Morgan State	Nov. 23, 1984

STEALS

Kelvin Scarborough and Hunter Greene are the only Lobos to record more than 200 steals during their career. Scarborough is the all-time steals leader with 235 (1984-87), while Greene recorded 203 (1984-88).

STEALS

STEALS / SEASON

Rk.	Player	Year	No.
1.	Hunter Greene	1986-87	84
2.	Kelvin Scarborough	1984-85	80
3.	Kelvin Scarborough	1986-87	78
4.	Phil Smith	1983-84	77
5.	Hunter Greene	1987-88	70
6.	Charles Smith	1995-96	66
7.	Danny Granger	2004-05	63
8.	Willie Banks	1991-92	62
	Mark Walters	2005-06	62

STEALS / CAREER

Rk.	Player	Years	No.
1.	Kelvin Scarborough	1983-87	235
2.	Hunter Greene	1983-88	203
3.	Phil Smith	1980-84	197
4.	Kendall Williams	2010-14	186
5.	Lamont Long	1996-00	184
6.	Willie Banks	1988-92	182
7.	Charles Smith	1993-97	178
8.	Darrell McGee	1986-90	168
9.	Dairese Gary	2007-11	162
10.	Mark Walters	2002-06	153

INDIVIDUAL

Points	50, Marvin Johnson, New Mexico vs. Colorado State, March 2, 1978
Field goals	21, Marvin Johnson, New Mexico vs. Colorado State, March 2, 1978
	21, Kenny Page, New Mexico vs. Illinois Tech, Dec. 21, 1979
Field goals attempted	39, Ben Monroe, New Mexico vs. Brigham Young, Feb. 23, 1967
Field goal percentage	100.0 (12-12), Luc Longley, New Mexico vs. Texas-Arlington, Nov. 23, 1990
	(11-11), Johnny Brown vs. Air Force, Jan. 12, 1985
3-point field goals	11, Bobby Phills, Southern vs. Manhattan, Dec. 28, 1990
3-point field goals attempted	21, Bobby Phills, Southern vs. Manhattan, Dec. 28, 1990
Free throws	26, Ruben Douglas vs. Utah, March 1, 2003
Free throws attempted	31, Ruben Douglas vs. Utah, March 1, 2003
Rebounds	23, Drew Gordon, New Mexico vs. Utah, Feb. 19, 2011
	23, Steve Malovic, San Diego State vs. New Mexico, Feb. 24, 1979
	23, Darryl Minniefield, New Mexico vs. Utah, March 3, 1972
	23, Lew Alcindor, UCLA vs. New Mexico State, March 15, 1968
Assists	21, Kelvin Scarborough, New Mexico vs. Hawai'i, Feb. 13, 1987
Steals	10, Phil Abney, New Mexico vs. Davidson, Dec. 29, 1978
Blocks	10, Luc Longley, New Mexico vs. Hardin-Simmons, Nov. 24, 1989

TEAM

Points	136, New Mexico vs. Texas-Arlington (136-99), Nov. 23, 1990
Points, one half	76, New Mexico vs. Texas-Arlington (2nd half), Nov. 23, 1990
Points, two teams	235, New Mexico (136) vs. Texas-Arlington (99), Nov. 23, 1990
Fewest points	32, (Twice) Last by Weber State vs. New Mexico, Dec. 23, 2007
Fewest points, one half	9, Dartmouth vs. New Mexico, Dec. 29, 1972
Field goals	59, New Mexico vs. Texas-Arlington, Nov. 23, 1990
Field goals attempted	105, New Mexico vs. New Mexico Highlands, Dec. 26, 1976
	105, New Mexico vs. Texas-Arlington, Nov. 23, 1990
Field goal percentage	81.4% (35-43), New Mexico vs. Oregon State, Nov. 30, 1985
3-point field goals	20, New Mexico vs. Santa Clara, Nov. 13, 2004
	18, New Mexico vs. UTEP, Feb. 19, 1998
3-point field goals attempted	51, Texas-Arlington vs. New Mexico, Nov. 23, 1990
3-point field goal percentage	72.2 (13-18), New Mexico vs. San Francisco State, Nov. 22, 2003
Free throws	47, New Mexico vs. Arizona, Feb. 26, 1979
Free throws attempted	60, New Mexico vs. Arizona, Feb. 26, 1979
Free throw percentage	95.4 (21-22), New Mexico vs. Oregon, March 16, 1990
Rebounds	76, New Mexico vs. Dartmouth, Dec. 29, 1972
Assists	40, New Mexico vs. Central Florida, Dec. 16, 1978
	40, New Mexico vs. Texas-Arlington, Nov. 23, 1990
Steals	20, New Mexico vs. Arizona, Dec. 4, 1982
Blocks	12, New Mexico vs. Brigham Young, Feb. 25, 1977
	12, New Mexico vs. Rider, Dec. 23, 1987
	12, New Mexico vs. Washington State, Mar. 23, 1992



Charles Smith scored 37 points against Hawai'i in his final game in The Pit.



Hometown favorite Willie Banks had 9 steals against Tennessee State in 1991.



Ruben Douglas nailed nine 3-pointers in a 2001 game against Pacific.

TOP SCORERS IN THE PIT

50	Marvin Johnson (UNM) vs. Colorado State.....	March 2, 1978	35	Ruben Douglas (UNM) vs. Pacific.....	Nov. 23, 2001
47	Kenny Page (UNM) vs. Illinois Tech.....	Dec. 21, 1979	34	Ron Sanford (UNM) vs. Arizona	Feb. 22, 1968
46	Marvin Johnson (UNM) vs. Kentucky State	Dec. 5, 1977	34	Willie Long (UNM) vs. Arizona	Jan. 17, 1970
44	Kenny Page (UNM) vs. Texas-El Paso	March 1, 1980	34	Mel Davis (St. John's) vs. Creighton	Dec. 22, 1971
44	Kenny Page (UNM) vs. Brigham Young	Jan. 15, 1981	34	Kelvin Scarborough (UNM) vs. Brown.....	Dec. 26, 1986
43	Ruben Douglas (UNM) vs. Wyoming	Feb. 15, 2003	34	Michael Smith (Brigham Young) vs. UNM.....	Jan. 10, 1987
42	Bruce King (Iowa) vs. Pittsburgh	Dec. 30, 1976	34	Roland Gray (St. Louis) vs. UNM	March 23, 1989
42	Greg Brown (UNM) vs. Texas-El Paso.....	Feb. 5, 1994	34	Elbert Rogers (Ala.-Birmingham) vs. Duquesne	Nov. 22, 1991
41	Ben Monroe (UNM) vs. Brigham Young.....	Feb. 23, 1967	34	Greg Brown (UNM) vs. New Mexico State.....	Dec. 11, 1993
41	Timo Saarelainen (Brigham Young) vs. UNM	Feb. 7, 1985	34	John Duggan (San Francisco) vs. Stephen F. Austin	Nov. 28, 1994
40	Ruben Douglas (UNM) vs. UNLV	Jan. 27, 2003	34	Clayton Shields (UNM) vs. TCU	Jan. 5, 1998
39	Lamont Long (UNM) vs. Alcorn State.....	Nov. 27, 1999	33	Ticky Burden (Utah) vs. UNM	Jan. 24, 1975
39	Donta Richardson (Wyoming) vs. UNM	Feb. 15, 2003	33	Bill Hagins (UNM) vs. Florida State	Jan. 27, 1975
39	Ruben Douglas (UNM) vs. Utah.....	March 1, 2003	33	Byron Scott (Arizona State) vs. UNM	Dec. 13, 1980
38	Kenny Page (UNM) vs. Air Force	Feb. 28, 1981	33	Kenny Page (UNM) vs. Boston U.....	Dec. 30, 1980
38	Bill Warner (Arizona) vs. UNM.....	Jan. 17, 1970	33	Clayton Shields (UNM) vs. San Diego State	March 7, 1996
38	Kenny Page (UNM) vs. Colorado State.....	Feb. 7, 1980	33	LaDrell Whitehead (Wyoming) vs. Fresno St	March 7, 1996
38	Brett Crawford (U.S. International) vs. UNM	Jan. 3, 1984	33	Almaad Jackson (Alcorn St.) vs. UNM.....	Dec. 20, 2006
38	Ron Simpson (Rider) vs. UNM.....	Dec. 23, 1987	32	Steve Logan (UNM) vs. Texas Tech.....	Dec. 20, 1992
38	Brian Merriweather (Texas-Pan Am.) vs. UNM	Dec. 8, 1998	32	Luc Longley (UNM) vs. Brigham Young	Feb. 14, 1991
37	Charles Smith (UNM) vs. Hawai'i.....	Feb. 22, 1997	32	Mal Graham (New York U.) vs. Colorado St	Dec. 29, 1966
37	Bobby Phills (Southern) vs. Manhattan	Dec. 28, 1990	32	Mal Graham (New York U.) vs. Texas A&M	Dec. 30, 1966
37	Pete Cross (San Francisco) vs. UNM.....	Dec. 20, 1968	32	Jimmy Allen (UNM) vs. San Diego State.....	Dec. 20, 1976
36	Greg Howard (UNM) vs. Arizona.....	Feb. 8, 1969	32	Phil Smith (UNM) vs. Utah.....	March 4, 1982
36	Willie Long (UNM) vs. St. Joseph's, Pa.....	Dec. 19, 1969	32	Kenny Page (UNM) vs. Brigham Young	Jan. 3, 1980
36	Johnny Brown (UNM) vs. Alaska-Anchorage	Dec. 28, 1984	32	Joe Yezbak (U. S. International) vs. UNM.....	Dec. 3, 1985
36	Johnny Brown (UNM) vs. San Diego State	March 1, 1986	32	Trimmell Haywood (Miami-Ohio) vs. Brown.....	Dec. 27, 1986
36	David Evans (Colorado St.) vs. Brigham Young.....	March 7, 1996	32	Hunter Greene (UNM) vs. Brigham Young.....	Jan. 10, 1987
36	Ruben Douglas (UNM) vs. Southern Utah	Dec. 21, 2002	32	Hunter Greene (UNM) vs. Colorado State	March 5, 1987
36	J.R. Giddens (UNM) vs. Wyoming	Feb. 9, 2008	32	Mark Ingles (Texas-El Paso) vs. Hawai'i.....	March 6, 1996
35	Kenny Page (UNM) vs. Arizona State	Dec. 13, 1980	32	Lamont Long (UNM) vs. Cornell.....	Nov. 27, 1998
35	Vladimir McCrary (UNM) vs. Texas-Arlington	Nov. 23, 1990	32	Kaspars Kambala (UNLV) vs. UNM	Jan. 17, 2000
35	Greg Brown (UNM) vs. Brigham Young.....	Jan. 3, 1994	32	Brandon Heath (SDSU) vs. UNM.....	Feb. 25, 2006
35	Marlow White (UNM) vs. Air Force	Feb. 24, 1994			

THE NIGHT MARVIN SCORED 50



Few ulcers are to be had in 111-88 games, but in the one-sided Lobo victory over Colorado State on March 2, 1978, will always be remembered as a cliff-hanger for one reason - Marvin Johnson.

In only 31 minutes of playing time, "Automatic" Johnson put 18,101 frenzied fans through an emotional ringer with a Western Athletic Conference record 50 points. With the win, the Lobos clinched a tie for the WAC crown, but the enthusiasm for the title paled in comparison to the performance

of Johnson.

He hit 21-27 shots from the field and was 8-10 from the free throw line to break the previous conference record of 48 points held jointly by Wyoming's Flynn Robinson (1964) and Utah's Jerry Chambers (1966).

Johnson already held the school record for scoring with 46 points earlier in the season against Kentucky State. His familiar trademark jumper from the corner broke that record and tied the WAC mark. Knowing that only one more had to drop in order for him to own the record, Johnson swished a 20-foot fade-away from outside the key.

"After a 32-point performance in his next game against Wyoming, *Sports Illustrated* named Johnson its Player of the Week. "Better players will come along," he said after the 50-point game, "but for now, I've got the record."

March 2, 1978

The Pit, Albuquerque, N.M.

New Mexico 111, Colorado State 88

Colorado State	MP	FG-A	FT-A	REB	PF	A	TO	B	S	TP
Alan Cunningham	30	6-13	7-8	7	5	2	7	0	2	19
Barry Young	29	11-19	0-0	9	3	0	6	1	0	22
Larry Price	23	3-6	4-6	10	5	1	5	0	0	10
Alton Brandon	23	2-10	1-1	3	3	3	4	0	0	5
Lawrence Neal	23	2-5	1-2	5	2	3	7	0	0	5
Ron Gold	11	2-6	0-0	0	0	1	2	0	1	4
Reggie Talley	19	4-5	6-10	6	2	2	2	0	1	14
Pat Manahan	5	1-4	2-2	0	0	1	1	0	0	4
Barr Gaier	18	1-4	0-1	2	2	1	1	0	1	2
Rudy Watley	6	0-0	0-0	1	2	0	1	0	0	0
Al Baker	5	0-2	0-0	2	0	0	2	2	0	0
Bob Combs	8	0-3	3-3	1	3	0	3	0	1	3
TOTALS	200	32-77	24-33	55	27	14	41	3	6	88
		FG% (41.5)	FT% (72.7)							

New Mexico	MP	FG-A	FT-A	REB	PF	A	TO	B	S	TP
Phil Abney	24	7-16	2-2	9	5	1	2	0	4	16
Marvin Johnson	31	21-27	8-10	5	2	2	2	0	1	50
Jimmy Allen	19	2-3	0-2	7	5	1	6	3	0	4
Russell Saunders	25	1-3	4-4	1	3	8	1	0	1	6
Michael Cooper	28	4-11	2-3	4	3	10	4	1	6	10
Wil Smiley	18	2-7	0-0	6	5	0	3	1	0	4
Gregg Polinsky	2	0-1	0-0	0	0	2	1	1	0	0
Willie Howard	22	9-17	0-3	4	4	1	3	0	1	18
Jerome Shanks	2	0-0	0-0	1	0	0	0	0	1	0
Lee Prolow	1	0-0	0-0	0	0	0	0	0	0	0
Mark Felix	15	0-2	0-0	3	0	2	0	0	3	0
Mike Stewart	9	1-2	1-3	2	3	2	1	0	1	3
Jim Williams	3	0-0	0-0	1	0	0	0	0	0	0
TOTALS	200	47-89	17-27	51	30	29	23	6	18	111
		FG% (52.8)	FT% (62.9)							
Colorado State	30	58	-	88						
New Mexico	47	64	-	111						

GAMES PLAYED WON/LOST

MOST GAMES PLAYED / SEASON

36 (22-14), 1987-88

MOST VICTORIES / SEASON

30 (30-5), 2009-10

MOST LOSSES / SEASON

22 (3-22), 1979-80; 22 (6-22) 1939-40

MOST WINS

1.	30-5	2009-10
2.	29-6	2012-13
3.	28-7	2011-12
	28-5	1995-96
5.	27-7	2013-14
6.	26-7	2004-05
7.	25-9	1998-99
	25-8	1996-97
	25-10	1986-87
10.	24-9	2007-08
	24-8	1997-98
	24-7	1992-93
	24-11	1983-84
	24-4	1977-78

WINNING PERCENTAGE (Min. 20 games)

Rk.	Pct.	Record	Year
1.	.857	30-5	2009-10
	.857	24-4	1977-78
3.	.848	28-5	1995-96
4.	.829	29-6	2012-13
5.	.821	23-5	1967-68
6.	.800	28-7	2011-12
	.800	16-4	1929-30
	.800	16-4	1933-34
9.	.794	27-7	2013-14
10.	.793	23-6	1963-64

CONSECUTIVE WINS (Start of Season)

Rk.	No.	Final Record	Year
1.	17	23-5	1967-68
2.	12	29-6	2012-13
	12	30-5	2009-10
	12	22-7	1973-74
4.	10	28-5	1995-96
	10	12-1	1924-25
7.	9	21-6	1972-73
	9	13-6	1932-33
8.	8	9-2	1915-16
	8	25-9	1998-99
10.	7	three times, last	2007-08

LONGEST WINNING STREAKS

Rk.	No.	Year(s)
1.	17	1967-68
2.	15	2009-10
3.	14	1977-78
4.	13	2011-12
5.	12	2012-13
	12	2009-10
	12	1973-74
	12	1944-45/1945-46
9.	11	1995-96
	11	1969-70/1970-71
	11	1964-65
	11	1914-15/1915-16
13.	10	1995-96
	10	1987-88
	10	1929-30
	10	1924-25

LARGEST MARGIN OF VICTORY/MARGIN OF DEFEAT

LARGEST VICTORY MARGINS (All games played in Albuquerque)

Rk.	Score	Margin	Opponent	Date
1.	107-36	71	Dartmouth	Dec. 29, 1972
2.	102-32	70	Howard Payne	Dec. 23, 1964
3.	80-16	64	Albuquerque High School	Jan. 28, 1916
4.	110-49	61	Eastern New Mexico	Dec. 6, 1994
5.	121-62	59	Eastern Washington	Dec. 3, 1993
6.	107-59	58	Western New Mexico	Jan. 22, 2003
7.	109-56	53	Columbia	Dec. 28, 1973
	70-17	53	Albuquerque Business College	Jan. 15, 1916
	106-53	53	New Mexico Highlands	Nov. 28, 1989
	107-54	53	Simon Fraser	Nov. 18, 1996
	98-45	53	Jackson State	Dec. 23, 1996
	95-42	53	San Francisco State	Nov. 22, 2003
	95-42	53	Mississippi	Nov. 19, 2005

LARGEST VICTORY MARGINS IN THE PIT

Rk.	Score	Margin	Opponent	Date
1.	107-36	71	Dartmouth	Dec. 29, 1972
2.	110-49	61	Eastern New Mexico	Dec. 6, 1994
3.	121-62	59	Eastern Washington	Dec. 3, 1993
4.	107-49	58	Western New Mexico	Jan. 22, 2003
5.	109-56	53	Columbia	Dec. 28, 1973
	106-53	53	New Mexico Highlands	Nov. 28, 1989
	107-54	53	Simon Fraser	Nov. 18, 1996
	98-45	53	Jackson State	Dec. 23, 1996
	95-42	53	San Francisco State	Nov. 22, 2003
	95-42	53	Mississippi	Nov. 19, 2005

LARGEST MARGIN OF DEFEAT

Rk.	Score	Margin	Opponent	Date
1.	106-41	65	at UCLA	Dec. 22, 1954
2.	103-39	64	at Southern Cal	Dec. 18, 1954
3.	85-26	59	at New Mexico State	Feb. 10, 1939
4.	69-13	56	at Arizona	Feb. 12, 1923
5.	111-66	45	at Utah	Jan. 12, 1961

LARGEST MARGIN OF DEFEAT IN THE PIT

Rk.	Score	Margin	Opponent	Date
1.	86-50	36	Utah	Mar. 10, 1995
2.	117-83	34	Utah State	Dec. 29, 1979
3.	81-51	30	Utah	Jan. 21, 2002
4.	68-42	26	Air Force	Jan. 17, 2004
5.	61-37	24	San Diego State	Feb. 3, 1983

LARGEST VICTORY MARGINS, ROAD (ALL GAMES)

Rk.	Score	Margin	Opponent	Date
1.	99-48	51	at Hawai'i	Dec. 18, 1965
2.	90-48	42	at Brigham Young	Feb. 27, 1997
3.	81-42	39	at Air Force	Jan. 31, 2012
4.	51-14	37	at New Mexico Mines	Jan. 11, 1932
5.	93-57	36	at Hawai'i	Jan. 18, 1986

LARGEST VICTORY MARGINS, ROAD (CONFERENCE GAMES)

Rk.	Score	Margin	Opponent	Date
1.	90-48	42	at Brigham Young	Feb. 27, 1997
2.	81-42	39	at Air Force	Jan. 31, 2012
2.	93-57	36	at Hawai'i	Jan. 18, 1986
3.	84-57	27	at Texas-El Paso	Jan. 21, 1978
4.	80-54	26	at Air Force	Jan. 8, 1994

GREATEST COMEBACKS TO WIN

Deficit	Time	Half	Opponent/Date	Final Score
20 (11-31)	5:30	1st	at Hawai'i / Jan. 15, 1993	61-58
18 (40-58)	19:05	2nd	Texas-Pan American / Dec. 8, 1998	101-94
18 (12-30)	3:26	1st	at Wyoming / Dec. 18, 1995	62-61
17 (13-30)	:48	1st	at UTEP / Jan. 20, 1996	64-60
16 (31-47)	19:47	2nd	Davidson / Nov. 13, 2012	86-81
16 (15-31)	5:55	1st	Creighton / Dec. 19, 2009	66-61
16 (32-48)	Half	---	at Wyoming / Jan. 5, 2008	99-92 (2OT)
15 (10-25)	9:47	1st	at Texas Tech / Dec. 29, 2010	61-60
15 (19-34)	2:30	1st	Oral Roberts / Dec. 17, 2008	66-63
15 (28-43)	Half	---	Arizona / Jan. 16, 1999	79-78
15 (27-42)	6:17	1st	DePaul / Nov. 13, 1998	82-81
15 (8-23)	12:15	1st	Southern Cal / Dec. 2, 1982	77-74

The New Mexico Lobos' first national ranking came during the 1964-65 season under head coach Bob King. UNM was 19-3 after a 70-66 win over Arizona on Feb. 20, 1965. The ranking was short-lived, however, as the Lobos lost their last five games to finish 19-8. Below is UNM's record as a ranked team. The ranking is either AP, UPI or CNN/USA Today, whichever was the highest at the time of the game:

Date	Rank	Opponent	Result	Date	Rank	Opponent	Result
Feb. 26, 1965	10	at Wyoming	L 83-65	March 2, 1974	19	UTEP	W 67-55
Feb. 27, 1965	10	at Denver	L 68-58	March 9, 1974	17	Idaho State (NCAA Tournament)	W 73-65
Dec. 1, 1966	6	Abilene Christian	W 62-53	March 14, 1974	17	San Francisco (NCAA)	L 64-61
Dec. 3, 1966	6	Santa Clara	W 72-54	March 16, 1974	17	Dayton (NCAA Tournament)	W 66-61
Dec. 7, 1966	6	Loyola Marymount	W 77-59	Jan. 17, 1978	20	UNLV	W 89-76
Dec. 10, 1966	6	Texas Tech	W 80-59	Jan. 21, 1978	20	at UTEP	W 84-57
Dec. 16, 1966	5	at UTEP	W 71-62	Jan. 26, 1978	14	BYU	W 95-82
Dec. 17, 1966	5	at New Mexico State	L 62-61	Jan. 28, 1978	14	Utah	W 113-89
Dec. 19, 1966	6	North Dakota	W 84-64	Feb. 2, 1978	10	at Wyoming	W 94-91
Dec. 21, 1966	6	at Creighton	W 79-68	Feb. 4, 1978	10	at Colorado State	W 91-82
Dec. 29, 1966	5	Texas A&M	W 85-54	Feb. 9, 1978	6	Arizona	W 103-85
Dec. 30, 1966	5	Colorado State	W 64-49	Feb. 11, 1978	6	Arizona State	W 103-92
Jan. 2, 1967	4	Denver	W 65-43	Feb. 14, 1978	5	Hawai'i	W 87-69
Jan. 7, 1967	4	Seattle	W 80-60	Feb. 18, 1978	5	UTEP	W 59-51
Jan. 13, 1967	3	at Wyoming	L 86-76	Feb. 23, 1978	5	at Utah	L 95-92
Jan. 14, 1967	3	at Denver	L 71-66	Feb. 25, 1978	5	at BYU	W 71-66
Jan. 20, 1967	9	at Utah	L 66-64	March 2, 1978	8	Colorado State	W 111-88
Jan. 21, 1967	9	at BYU	L 89-73	March 4, 1978	8	Wyoming	W 93-74
Jan. 1, 1968	10	Denver	W 87-76	March 11, 1978	5	Cal State Fullerton (NCAA)	L 90-85
Jan. 3, 1968	10	Air Force	W 88-60	Jan. 14, 1988	19	at San Diego State	L 64-59
Jan. 6, 1968	10	at New Mexico State	W 71-64	Jan. 16, 1988	19	at Hawai'i	L 79-76
Jan. 13, 1968	9	Wyoming	W 81-65	March 19, 1993	21	George Washington (NCAA)	L 82-68
Jan. 18, 1968	6	Utah	W 72-66	Jan. 2, 1996	25	at Fresno State	L 76-75
Jan. 20, 1968	6	BYU	W 84-69	Jan. 4, 1996	25	at Air Force	W 61-49
Feb. 2, 1968	4	at Arizona State	W 68-62	Jan. 8, 1996	25	San Diego State	W 77-74
Feb. 3, 1968	4	at Arizona	L 69-68	Jan. 10, 1996	25	Hawai'i	W 78-72
Feb. 7, 1968	6	New Mexico State	W 72-71	March 15, 1996	23	Kansas State (NCAA)	W 69-48
Feb. 10, 1968	6	UTEP	W 64-58	March 17, 1996	23	Georgetown (NCAA)	L 73-62
Feb. 16, 1968	5	at BYU	W 76-67	Nov. 18, 1996	18	Simon Fraser	W 107-54
Feb. 17, 1968	5	at Utah	L 71-64	Nov. 22, 1996	18	Columbia	W 94-56
Feb. 22, 1968	7	Arizona	W 102-74	Nov. 23, 1996	18	Eastern Washington	W 69-53
Feb. 24, 1968	7	Arizona State	W 105-83	Nov. 27, 1996	19	Centenary	W 96-64
March 1, 1968	7	at Wyoming	W 75-62	Nov. 30, 1996	19	Arizona	W 84-77
March 2, 1968	7	at Denver	L 70-68	Dec. 4, 1996	11	at Texas Tech	L 77-68
March 15, 1968	6	Santa Clara (NCAA Tournament)	L 86-73	Dec. 7, 1996	11	at New Mexico State	W 86-72
March 16, 1968	6	New Mexico State (NCAA)	L 62-58	Dec. 13, 1996	15	New Mexico State	W 84-82 (OT)
Nov. 30, 1968	9	Abilene Christian	W 97-58	Dec. 21, 1996	15	Sam Houston State	W 76-55
Dec. 5, 1968	8	at Hawai'i	W 63-56	Dec. 23, 1996	14	Jackson State	W 98-45
Dec. 6, 1968	8	at Hawai'i	W 77-62	Dec. 27, 1996	16	Bucknell	W 67-57
Dec. 13, 1968	5	Occidental	W 100-63	Dec. 28, 1996	16	Mississippi	W 75-64
Dec. 14, 1968	5	UTEP	W 65-61	Jan. 4, 1997	16	Hawai'i	L 75-62
Dec. 16, 1968	5	at Colorado	L 79-72	Jan. 9, 1997	18	TCU	W 79-64
Dec. 17, 1968	5	St. Mary's	W 77-55	Jan. 11, 1997	18	SMU	W 78-58
Dec. 20, 1968	5	San Francisco	W 82-71	Jan. 16, 1997	12	at Tulsa	L 80-57
Dec. 21, 1968	5	Temple	W 83-70	Jan. 18, 1997	12	at Rice	W 69-61
Dec. 23, 1968	6	at UTEP	L 71-61	Jan. 25, 1997	15	Texas-El Paso	W 61-49
Dec. 30, 1968	18	at Butler	L 81-80 (OT)	Feb. 1, 1997	13	Utah	W 87-71
Jan. 2, 1969	18	Denver	W 68-64	Feb. 3, 1997	9	Brigham Young	W 74-32
Jan. 4, 1969	18	Brown	W 76-47	Feb. 6, 1997	9	at SMU	W 75-72
Feb. 6, 1969	18	Arizona State	L 78-73	Feb. 8, 1997	9	at TCU	L 80-59
Feb. 8, 1969	18	Arizona	W 79-74	Feb. 13, 1997	13	Rice	W 81-64
Jan. 5, 1973	16	at Arizona State	L 67-62	Feb. 16, 1997	13	Tulsa	W 57-51
Jan. 6, 1973	16	at Arizona	L 83-73	Feb. 20, 1997	10	at Texas-El Paso	L 71-62
Jan. 26, 1973	19	at Wyoming	W 70-56	Feb. 22, 1997	10	Hawai'i	W 89-69
Jan. 27, 1973	19	at Colorado State	L 76-67	Feb. 28, 1997	11	at Brigham Young	W 90-48
Feb. 8, 1973	20	Arizona	W 93-73	March 1, 1997	11	at Utah	L 78-58
Feb. 9, 1973	20	Arizona State	W 98-86	March 4, 1997	14	San Jose St. (WAC Tour.)	W 103-70
Feb. 15, 1973	18	at Utah	W 73-70	March 6, 1997	14	Hawai'i (WAC Tournament)	W 65-57
Feb. 17, 1973	18	at BYU	W 76-66	March 7, 1997	14	Utah (WAC Tournament)	L 72-70
Feb. 22, 1973	15	Colorado State	W 93-72	March 14, 1997	11	Old Dominion (NCAA Tournament)	W 59-55
Feb. 23, 1973	15	Wyoming	L 61-60	March 16, 1997	11	Louisville (NCAA Tournament)	L 64-63
March 3, 1973	15	at UTEP	L 63-60	Nov. 11, 1997	11	Southern California	W 98-76
Dec. 28, 1973	17	Columbia	W 109-56	Nov. 19, 1997	11	New Mexico State	W 80-79
Dec. 29, 1973	17	Minnesota	W 102-68	Nov. 21, 1997	11	Texas Southern	W 90-67
Jan. 4, 1974	12	Utah	W 98-91	Nov. 22, 1997	11	Arkansas State	W 61-51
Jan. 5, 1974	12	BYU	W 84-75	Nov. 29, 1997	10	San Jose State	W 86-57
Jan. 11, 1974	8	at Arizona	L 97-89	Dec. 6, 1997	8	UCLA (at Anaheim)	L 69-58
Jan. 12, 1974	8	at Arizona State	L 80-68	Dec. 9, 1997	14	at New Mexico State	W 62-59
Jan. 19, 1974	15	at UTEP	L 78-71	Dec. 20, 1997	14	Texas Tech	W 81-62
Jan. 25, 1974	19	Wyoming	W 91-68	Dec. 29, 1997	12	Holy Cross	W 112-61
Jan. 26, 1974	19	Colorado State	W 54-59	Dec. 30, 1997	12	Yale	W 69-44
Feb. 1, 1974	17	at Florida State	L 90-71	Jan. 3, 1998	12	Air Force	W 92-59
Feb. 2, 1974	17	at Stetson	L 67-65	Jan. 5, 1998	12	TCU	W 98-77

Date	Rank	Opponent	Result
Jan. 10, 1998	12	at Wyoming	L 58-55
Jan. 12, 1998	T15	at Colorado State	W 78-64
Jan. 15, 1998	T15	UNLV	W 79-61
Jan. 18, 1998	T15	at Arizona	L 89-70
Jan. 24, 1998	17	at UTEP	W 76-69
Jan. 29, 1998	14	at Brigham Young	W 72-54
Feb. 1, 1998	14	Utah	W 77-74
Feb. 5, 1998	12	Wyoming	W 89-59
Feb. 7, 1998	12	Colorado State	W 77-62
Feb. 14, 1998	11	at Air Force	W 96-72
Feb. 16, 1998	11	at UNLV	W 75-66
Feb. 19, 1998	11	UTEP	W 95-71
Feb. 21, 1998	11	at TCU	L 95-64
Feb. 26, 1998	16	Brigham Young	L 83-62
Feb. 28, 1998	16	at Utah	L 65-55
March 5, 1998	20	Tulsa (WAC Tournament)	W 60-59
March 6, 1998	20	TCU (WAC Tournament)	W 80-73
March 7, 1998	20	UNLV (WAC Tournament)	L 56-51
March 13, 1998	18	Butler (NCAA Tournament)	W 79-62
March 15, 1998	18	Syracuse (NCAA Tournament)	L 56-46
Nov. 13, 1998	20	DePaul	W 82-81
Nov. 20, 1998	20	Simon Fraser	W 86-73
Nov. 27, 1998	20	Cornell	W 88-75
Nov. 28, 1998	20	Northeastern	W 93-61
Dec. 2, 1998	17	Arkansas-Pine Bluff	W 97-72
Dec. 8, 1998	12	Texas-Pan American	W 101-94
Dec. 19, 1998	11	Sacramento State	W 102-71
Dec. 21, 1998	11	McNeese State	W 90-46
Dec. 24, 1998	11	at Washington	L 61-70
Dec. 28, 1998	15	New Hampshire	W 93-67
Dec. 29, 1998	15	Houston	W 84-69
Dec. 31, 1998	15	Coppin State	W 67-61
Jan. 2, 1999	15	New Mexico State	W 77-66
Jan. 4, 1999	15	at Fresno State	L 80-86
Jan. 7, 1999	15	San Diego State	W 90-60
Jan. 9, 1999	15	Hawai'i	W 82-59
Jan. 13, 1999	16	at San Jose State	W 82-81 (OT)
Jan. 16, 1999	16	Arizona (7)	W 79-78
Jan. 19, 1999	12	at New Mexico State	L 76-55
Jan. 23, 1999	12	at UTEP	L 67-49
Jan. 30, 1999	18	Brigham Young	W 78-68
Feb. 1, 1999	17	Utah (20)	L 57-39
Feb. 6, 1999	17	at Hawai'i	L 72-68 (OT)
Feb. 8, 1999	25	at San Diego State	W 85-60
Feb. 11, 1999	25	San Jose State	W 82-46
Feb. 13, 1999	25	Fresno State	W 83-81
Feb. 20, 1999	24	UTEP	W 81-65
Feb. 25, 1999	21	at Brigham Young	W 85-64
Feb. 27, 1999	21	at Utah (12)	L 77-47
March 4, 1999	25	Rice (WAC Tournament)	W 51-49
March 5, 1999	25	SMU (WAC Tournament)	W 57-56
March 6, 1999	25	Utah (WAC Tournament)	L 60-45
March 11, 1999	25	Missouri (NCAA Tournament)	W 61-59
March 13, 1999	25	Connecticut (NCAA Tournament)	L 78-56
Dec. 16, 2009	19	Northern Arizona	W 96-57
Dec. 19, 2009	19	Creighton	W 66-61
Dec. 23, 2009	12	at Oral Roberts	L 75-66
Dec. 29, 2009	17	Texas Tech (20/24)	W 90-75
Jan. 1, 2010	17	Dayton	W 68-66
Jan. 5, 2010	14	at San Diego State	L 74-64
Jan. 9, 2010	14	UNLV	L 74-62
Jan. 27, 2010	23	BYU (12/10)	W 76-72
Jan. 30, 2010	23	at TCU	W 73-57
Feb. 6, 2010	15	San Diego State	W 88-86 (OT)
Feb. 10, 2010	15	at UNLV	W 76-66
Feb. 13, 2010	15	at Utah	W 68-65 (OT)
Feb. 17, 2010	12	Wyoming	W 83-61
Feb. 20, 2010	12	Air Force	W 59-56
Feb. 23, 2010	10	at Colorado State	W 72-66
Feb. 27, 2010	10	at BYU (13/11)	W 83-81
March 3, 2010	8	TCU	W 73-66
March 11, 2010	8	Air Force (MWC Tournament)	W 75-69
March 12, 2010	8	San Diego State (MWC Tournament)	L 72-69
March 18, 2010	8	Montana (NCAA Tournament)	W 62-57
March 20, 2010	8	Washington (NCAA Tournament)	L 82-64
Feb. 21, 2012	18	at Colorado State	L 63-71
Feb. 25, 2012	18	at TCU	L 64-83

Date	Rank	Opponent	Result
March 15, 2012	21	vs. Long Beach State (NCAA Tournament)	W 75-68
March 17, 2012	21	vs. Louisville (17/18) (NCAA Tournament)	L 56-59
Nov. 28, 2012	23	Mercer	W 76-58
Dec. 1, 2012	23	at Indiana State	W 77-68 (OT)
Dec. 5, 2012	18	USC	W 75-67
Dec. 8, 2012	18	Valparaiso	W 65-52
Dec. 15, 2012	17	New Mexico State	W 73-58
Dec. 19, 2012	16	at New Mexico State	W 68-63
Dec. 22, 2012	16	South Dakota State	L 65-70
Dec. 31, 2012	20	at Saint Louis	L 44-60
Jan. 9, 2013	25	UNLV (24/20)	W 65-60
Jan. 12, 2013	25	Fresno State	W 72-45
Jan. 16, 2013	19	at Boise State	W 79-74 (OT)
Jan. 23, 2013	15	Colorado State	W 66-61
Jan. 26, 2013	15	at San Diego State (RV/25)	L 74-55
Jan. 30, 2013	20	at Wyoming	W 63-59
Feb. 2, 2013	20	Nevada	W 75-62
Feb. 6, 2013	15	Air Force	W 81-58
Feb. 9, 2013	15	at UNLV	L 55-64
Feb. 13, 2013	18	at Fresno State	W 54-48
Feb. 16, 2013	18	Boise State	W 60-50
Feb. 23, 2013	16	at Colorado State (22/21)	W 91-82
Feb. 27, 2013	14	San Diego State	W 70-60
March 2, 2013	14	Wyoming	W 53-42
March 6, 2013	11	at Nevada	W 75-62
March 9, 2013	11	at Air Force	L 88-89
March 13, 2013	14	vs. Wyoming	W 59-46
March 15, 2013	14	vs. San Diego State	W 60-50
March 16, 2013	14	at UNLV	W 63-56
March 21, 2013	10	vs. Harvard	L 62-68
Nov. 9, 2013	20	Alabama A&M	W 88-52
Nov. 17, 2013	21	Charleston Southern	W 109-93
Nov. 21, 2013	19	vs. UAB	W 97-94 (2OT)
Nov. 22, 2013	19	vs. UMass	L 65-81
Nov. 23, 2013	19	vs. Davidson	W 78-59
Feb. 25, 2014	25	Utah State	W 67-58
March 2, 2014	25	at Nevada	W 72-58
March 5, 2014	21	Air Force	W 80-52
March 8, 2014	21	at San Diego State (10)	L 48-51
March 13, 2014	20	vs. Fresno State	W 93-77
March 14, 2014	20	vs. Boise State	W 70-67
March 15, 2014	20	vs. San Diego State (7)	W 64-58
March 21, 2014	17	vs. Stanford	L 53-58

Overall Record: 190-76

Home: 125-8

Road: 43-52

Neutral: 22-17

New Mexico has a 66-119 all-time record against ranked teams. The Lobos are 41-52 at home (39-31 in The Pit), 16-55 on the road and 9-12 on neutral floors.

NEW MEXICO IN THE FINAL POLLS

Year	AP	COACHES
1963-64	—	T16th
1966-67	—	18th
1967-68	6th	7th
1973-74	—	18th
1977-78	12th	5th
1992-93	21st	—
1995-96	23rd	25th
1996-97	11th	19th
1997-98	18th	21st
1998-99	25th	—
2009-10	8th	16th
2011-12	21st	23rd
2012-13	10th	19th
2013-14	17th	—

VERSUS NO. 1

New Mexico has faced the top-ranked team in the nation on three occasions. The first two games were played in The Pit. On Dec. 22, 1984, No. 1-ranked Georgetown edged the Lobos 69-61. UNM defeated top-ranked Arizona 61-59, on Jan. 2, 1988. New Mexico fell at No. 1 Stanford on Jan. 20, 2001 by a count of 75-44.

ALL-AMERICA (First, Second or Third Team)

1967 Mel Daniels
 1968 Ron Nelson (Helms)
 1971 Willie Long (Helms)
 1978 Michael Cooper
 1998 Kenny Thomas (Basketball Times)
 2005 Danny Granger (Basketball Times)
 2010 Darington Hobson (AP 3rd Team)
 2014 Cameron Bairstow (2nd Team Sports Illustrated
 3rd Team NBC Sports, CBS Sports)

**FRANCES POMEROY NAISMITH AWARD
 (top player under 6-feet)**

1994 Greg Brown

CHIP HILTON AWARD (character, leadership, talent)

2010 Roman Martinez

ALL CONFERENCE (First Team)

Border

1933 Baylor Triplett, Jack Walton
 1934 Jack Walton
 1935 Ralph Bowyer
 1936 Ralph Bowyer
 1947 L.C. Cozzens

Skyline

1954 Toby Roybal

Western Athletic

1963 Ira Harge
 1964 Ira Harge
 1965 Dick Ellis
 1966 Mel Daniels
 1967 Mel Daniels, Ben Monroe
 1968 Ron Nelson
 1969 Greg Howard
 1970 Willie Long
 1971 Willie Long
 1973 Darryl Minniefield
 1974 Bernard Hardin
 1977 Michael Cooper
 1978 Michael Cooper, Marvin Johnson
 1979 Larry Belin
 1980 Kenny Page
 1984 Phil Smith
 1986 Johnny Brown
 1987 Kelvin Scarborough
 1990 Luc Longley
 1991 Luc Longley
 1992 Willie Banks
 1993 Khari Jaxon, Ike Williams
 1994 Greg Brown, Marlow White
 1995 Marlow White
 1996 Charles Smith, Kenny Thomas
 1997 Charles Smith
 1998 Clayton Shields, Kenny Thomas
 1999 Kenny Thomas

Mountain West (1st Team Only)

2000 Lamont Long
 2002 Ruben Douglas
 2003 Ruben Douglas
 2004 Danny Granger
 2005 Danny Granger
 2006 Mark Walters
 2008 J.R. Giddens
 2009 Tony Danridge
 2010 Dairese Gary, Darington Hobson
 2011 Dairese Gary
 2012 Drew Gordon
 2013 Kendall Williams
 2014 Kendall Williams, Cameron Baristow

PLAYER OF THE YEAR

1994 Greg Brown (WAC)
 1998 Clayton Shields (WAC Mountain Division)

2003 Ruben Douglas (MW)
 2008 J.R. Giddens (co / MW)
 2010 Darington Hobson (MW)
 2013 Kendall Williams (MW)

CONFERENCE TOURNAMENT MVP

1993 Ike Williams (WAC)
 1996 Kenny Thomas (WAC)
 1998 Kenny Thomas (WAC)
 2005 Danny Granger (MW)
 2012 Drew Gordon (MW)
 2013 Tony Snell (MW)
 2014 Cameron Bairstow (MW)

NEWCOMER OF THE YEAR

1988 Charlie Thomas (WAC)
 2010 Darington Hobson (MW)
 2011 Drew Gordon (MW)

FRESHMAN OF THE YEAR

1996 Kenny Thomas (WAC)
 2011 Kendall Williams (MW)

ALL-NEWCOMER TEAM

1993 Greg Brown (WAC)
 1994 Marlow White (WAC)
 1995 Clayton Shields (WAC)
 1996 Kenny Thomas (WAC)
 1997 Lamont Long (WAC)
 1998 Kevin Henry (WAC)
 2000 Wayland White (MW)
 2001 Ruben Douglas (MW)

ALL-DEFENSIVE TEAM

1991 Willie Banks, Luc Longley (WAC)
 1992 Willie Banks, Khari Jaxon (WAC)
 1993 Khari Jaxon (WAC)
 1994 Lewis LaMar (WAC)
 1995 Marlow White (WAC)
 1996 Charles Smith (WAC)
 1997 David Gibson (WAC)
 1998 David Gibson, Kenny Thomas (WAC)
 1999 Kenny Thomas (WAC)
 2010 Dairese Gary (MW)
 2011 Dairese Gary (MW)
 2013 Alex Kirk (MW)
 2014 Alex Kirk, Kendall Williams (MW)

USBWA ALL-DISTRICT

2003 Ruben Douglas
 2004 Danny Granger
 2005 Danny Granger
 2008 J.R. Giddens
 2009 Tony Danridge
 2010 Dairese Gary, Darington Hobson
 2011 Dairese Gary
 2012 Drew Gordon
 2013 Kendall Williams, Alex Kirk
 2014 Kendall Williams, Cameron Bairstow

NABC ALL-DISTRICT

2010 Dairese Gary, Darington Hobson
 2011 Dairese Gary
 2012 Drew Gordon, Kendall Williams (2nd)
 2013 Kendall Williams, Tony Snell (2nd)
 2014 Kendall Williams, Cameron Bairstow, Alex Kirk (2nd)

NABC/USBWA PLAYER OF THE YEAR

1994 Greg Brown (NABC)
 2008 J.R. Giddens (USBWA)
 2014 Cameron Bairstow (USBWA)

FIBA U-19 WORLD CHAMPIONSHIPS

2011 Hugh Greenwood

WORLD UNIVERSITY GAMES

1997 Kenny Thomas

2013 Alex Kirk, Cameron Bairstow (AUS)

LOBO OLYMPIANS

1988 Luc Longley (Australia)
 1996 Daniel Santiago (Puerto Rico)

ALOHA CLASSIC

1989 Charlie Thomas

NABC ALL-STAR GAME

1967 Mel Daniels
 1974 Bernard Hardin
 1986 Johnny Brown
 1997 Charles Smith

COACHING AWARDS

1953 Woody Clements (Skyline Coach of the Year)
 1978 Norm Ellenberger
 U.S. Basketball Writers Coach-of-the-Year Runner-up
 1984 Gary Colson (WAC Coach of the Year)
 1994 Dave Bliss (WAC Coach of the Year)
 1996 Dave Bliss (WAC Coach of the Year)
 2009 Steve Alford (MW Coach of the Year)
 2010 Steve Alford (MW Coach of the Year)
 2013 Steve Alford (MW Coach of the Year; NABC District 17
 Coach of the Year; USBWA District VIII Coach of the Year)
 2014 Craig Neal (USBWA District VIII Coach of the Year)

ACADEMIC ALL-AMERICA

1968 Ron Becker
 1969 Ron Becker
 1970 Ron Becker
 1971 Tommy Roberts
 1972 Tommy Roberts
 1973 Tommy Roberts
 1975 Mark Saiers
 1974 Mark Saiers
 1975 Rich Pokorski
 2010 Roman Martinez

CoSIDA ACADEMIC ALL-DISTRICT VI

2004 Troy DeVries
 2005 Troy DeVries
 2009 Roman Martinez
 2010 Roman Martinez

ACADEMIC ALL-CONFERENCE

1968 Ron Becker
 1969 Ron Becker
 1970 Ron Becker
 1971 Tommy Roberts
 1972 Tommy Roberts
 1973 Tommy Roberts, Mark Saiers
 1974 Mark Saiers
 1975 Rich Pokorski
 1993 Brian Hayden, Eric Thomas
 1999 Brian Smith
 2000 Brian Smith
 2001 Alvin Broussard, Brian Smith
 2002 Jamaal Williams
 2003 Ryan Ashcraft, Jeff Hart
 2004 Ryan Ashcraft, Troy DeVries, Jeff Hart, Ryan Wall
 2005 Troy DeVries, Blake Harden, Jeff Hart
 2006 Blake Harden, Jeff Hart
 2007 Roman Martinez, Chad Toppert
 2008 Roman Martinez, Chad Toppert
 2009 Roman Martinez, Chad Toppert
 2010 Roman Martinez
 2011 Dairese Gary, Jamal Fenton,
 Alex Kirk, Chris Perez
 2012 Cameron Bairstow, Hugh Greenwood
 2013 Cameron Bairstow, Hugh Greenwood, Alex Kirk
 2014 Obij Aget, Cameron Bairstow, Deshawn Delaney
 Hugh Greenwood, Alex Kirk


NCAA POSTGRADUATE SCHOLARSHIP

1973 Tommy Roberts

NEW MEXICO ALL-AMERICANS




Mel Daniels
1967



Ron Nelson
1968



Willie Long
1971




Michael Cooper
1978



Kenny Thomas
1998



Danny Granger
2005



Darington Hobson
2010



Cameron Bairstow
2014



1,993
Charles Smith, G
Ft. Worth, Texas

Charles Smith became New Mexico's career scoring leader on Feb. 3, 1997, against BYU...Smith finished with 1,993 points, the 11th-best total in WAC history...Smith is just 1 of 3 Lobos to lead the team in scoring for 3 straight seasons, joining Francis Grant (1960-62) and Mel Daniels (1965-67)...Smith was taken by the Miami Heat in the 1st round of the 1997 NBA Draft...Smith led UNM to three NCAA Tournaments in his career (1994, '96 and '97).

Year	G	GS	FG-FGA	Pct.	3FG-3FGA	Pct.	FT-FTA	Pct.	Pts.	Avg.	Off-Def		Tot		PF	DQ	A	TO	B	S	Min.
											Reb.-Reb.	Reb.	Reb.	Avg.							
1993-94	31	31	121-290	.417	40-119	.336	31-51	.608	313	10.1	35-78	113	3.6	57	0	68	58	20	28	799	
1994-95	29	29	180-400	.450	31-116	.267	70-105	.667	461	15.9	30-97	127	4.4	58	0	95	63	17	34	929	
1995-96	33	33	233-506	.460	69-188	.367	107-132	.811	642	19.5	44-109	153	4.6	55	1	102	76	31	66	1,083	
1996-97	33	33	203-444	.457	67-182	.368	104-139	.748	577	17.5	54-127	181	5.5	62	1	93	91	27	50	972	
Totals	126	126	737-1,640	.449	207-605	.342	312-427	.731	1,993	15.8	163-411	574	4.6	232	2	358	198	95	178	3,783	

1st-round pick (22nd selection overall) of the Houston Rockets in the 1999 NBA Draft...the first player in the history of the Western Athletic Conference to surpass 1,800 points, 1,000 rebounds and 200 blocked shots...All-America honors following his junior season by *Basketball Times*... all-conference selection three times and a member of the all-WAC defensive team his final two seasons...the Lobos enjoyed their best four-year mark in school history with Thomas as a member, compiling a 102-30 (77%) record from 1995-98, including a 71-3 ledger in The Pit...UNM advanced to the second round of the NCAA Tournament an unprecedented four straight years during that span...Thomas led UNM to the championship game of the WAC Tournament three times and was named most valuable player as a freshman (1996)...his career scoring high was 31 points on two occasions, while his best rebounding effort was 18 against New Hampshire.

Year	G	GS	FG-FGA	Pct.	3FG-3FGA	Pct.	FT-FTA	Pct.	Pts.	Avg.	Off-Def		Tot		PF	DQ	A	TO	B	S	Min.
											Reb.-Reb.	Reb.	Reb.	Avg.							
1995-96	33	29	170-294	.578	0-3	.000	144-203	.709	484	14.7	95-161	256	7.8	118	4	53	98	50	21	981	
1996-97	32	32	139-264	.527	11-36	.306	155-206	.752	444	13.9	74-146	220	6.9	98	3	63	98	48	22	1,000	
1997-98	32	32	195-385	.506	27-72	.375	122-159	.767	539	16.8	102-195	297	9.3	101	4	95	97	79	28	1,047	
1998-99	26	26	162-297	.545	27-73	.370	113-154	.734	464	17.8	61-198	259	10.0	66	1	51	68	62	41	903	
Totals	123	119	666-1,240	.537	65-184	.353	534-722	.740	1,931	15.7	332-700	1032	8.4	383	12	262	361	239	112	3,931	

1,931
Kenny Thomas, C
Albuquerque, N.M.



1,840
Lamont Long, G
Tempe, Ariz.

A four-year starter who became the 11th member of UNM's 1,000-point, 500-rebound club during his junior season...first team all-conference as a senior when he led the Mountain West in scoring...finished his career ranked in the top-10 in 10 statistical categories...five times in 1998-99, Long scored in the final seconds to make New Mexico a winner, including a short jumper against Missouri in the first round of the 1999 NCAA Tournament...scored 50 points in an exhibition victory over the California All-Stars at the start of his junior season and 39 against Alcorn State during his senior year.


Year	G	GS	FG-FGA	Pct.	3FG-3FGA	Pct.	FT-FTA	Pct.	Pts.	Avg.	Off-Def		Tot		PF	DQ	A	TO	B	S	Min.
											Reb.-Reb.	Reb.	Reb.	Avg.							
1996-97	29	14	98-184	.533	9-25	.360	63-86	.733	268	9.2	43-92	135	4.7	33	0	48	34	1	25	743	
1997-98	32	32	164-356	.461	35-110	.318	89-116	.767	452	14.1	60-134	194	6.1	57	0	87	64	0	49	1,191	
1998-99	31	31	182-416	.438	46-121	.380	112-138	.812	522	16.8	72-130	202	6.5	38	0	93	65	1	49	1,173	
1999-00	32	31	203-471	.436	57-154	.372	135-167	.808	598	18.7	39-128	167	5.2	58	1	73	75	1	61	1,103	
Totals	124	108	642-1,427	.450	147-410	.356	399-507	.787	1,840	14.8	214-484	698	5.6	186	1	301	238	3	184	4,210	

Four-year starter who was selected as the WAC Mountain Division Player of the Year in 1997-98...started his last 96 games...double-figure scoring in 101 games...finished his career sharing the WAC career record with 285 3-pointers...Lobo teams he played on were 92-36 with a WAC Tournament title (1996) and three trips (1996-98) to the NCAA Tournament...set a school season record in 1996-97 with 96 3s...career-high 34 points in the 98-77 win against TCU his senior year...tied a Lobo record that game by making eight treys.

1,837
Clayton Shields, F
Baytown, Texas



Year	G	GS	FG-FGA	Pct.	3FG-3FGA	Pct.	FT-FTA	Pct.	Pts.	Avg.	Off-Def		Tot		PF	DQ	A	TO	B	S	Min.
											Reb.-Reb.	Reb.	Reb.	Avg.							
1994-95	30	25	116-240	.483	32-88	.364	50-76	.658	314	10.5	44-98	142	4.7	80	1	33	61	10	22	696	
1995-96	33	33	168-350	.480	67-164	.409	74-113	.655	477	14.5	73-141	214	6.5	82	0	50	79	19	21	1,018	
1996-97	33	33	172-364	.473	96-226	.425	72-94	.766	512	15.5	60-126	186	5.6	87	1	62	58	17	30	1,042	
1997-98	32	32	185-405	.457	90-221	.407	74-101	.733	534	16.7	63-153	216	6.8	79	2	54	48	16	38	1,109	
Totals	128	123	641-1,359	.472	285-699	.408	270-384	.703	1,837	14.4	240-518	758	5.9	328	4	199	246	62	111	3,865	



1,813
Kendall Williams, G
Rancho Cucamonga, Calif.

Four-year starter who is tied for the most games played in school history... became the second Lobo in school history to score 400 point in four consecutive seasons, joining Kenny Thomas...was the Mountain West Freshman of the Year in 2011, and the Mountain West Player of the Year in 2013...one of only two players in MW history with 1,500 points, 500 assists, and 150 steals...had one of the greatest scoring nights in school history with 46 points at Colorado State on just 16 shots, hitting a school record 10 threes.

Year	G	GS	FG	FGA	Pct.	3FG	3FGA	Pct.	FT	FTA	Pct.	Pts.	Avg	Off	Def	Tot	Avg	PF	DQ	A	TO	B	S	Min.
2010-11	35	34	122	269	.454	55	129	.426	107	149	.718	406	11.6	19	87	106	3.0	59	0	141	71	6	49	1,066
2011-12	34	32	127	286	.444	39	110	.355	117	150	.780	410	12.1	26	86	112	3.3	60	0	142	75	5	46	1,014
2012-13	34	32	126	310	.406	48	138	.348	153	200	.765	453	13.3	17	103	120	3.5	48	0	166	72	3	38	1,170
2013-14	34	34	151	351	.430	63	162	.389	179	228	.785	544	16.0	25	96	121	3.6	61	0	168	68	2	53	1,200
Totals	137	132	526	1,216	.433	205	539	.380	556	727	.765	1,837	13.2	87	372	459	3.4	228	0	617	286	16	186	4,450



1,782
Ruben Douglas, G
Altadena, Calif.

Douglas became the first Lobo to lead the nation in scoring, averaging 27.96 points a game in 2002-03...named Mountain West Conference Player of the Year following his senior season after rewriting the school and conference record books for scoring, 3-pointers and free throws...set or tied 48 school and league records...transferred from the University of Arizona following his freshman season...became eligible at the end of the 2000 fall semester...hit a 3-pointer in 35 straight games...top scoring effort was 43 against Wyoming and 43 at San Diego State as a senior...made a school-record 26 of 31 FTs in a win against No. 22 Utah on March 1, 2003...a member of UNM's all-time team as voted by the fans.

Year	G	GS	FG-FGA	Pct.	3FG-3FGA	Pct.	FT-FTA	Pct.	Pts.	Avg.	Off-Def Reb.-Reb.	Tot Reb.	Avg.	PF	DQ	A	TO	B	S	Min.
2000-01	28	25	151-348	.434	58-143	.406	95-120	.792	455	16.3	33-129	162	5.8	75	0	36	49	9	25	873
2001-02	30	38	169-394	.429	66-147	.449	140-167	.838	544	18.1	54-81	135	4.5	84	2	41	70	4	28	920
2002-03	28	28	218-549	.397	94-238	.395	253-301	.841	783	28.0	52-133	185	6.6	75	0	58	108	8	35	984
Totals	86	81	538-1291	.417	218-528	.413	488-588	.830	1,782	20.7	138-343	483	5.6	232	2	135	227	21	88	2,777

The 7-foot-2 Australia native and NBA veteran held UNM career records for rebounds and blocks when he completed his eligibility...Longley is the only Lobo to record a triple-double, and he did it twice: 23 points, 15 rebounds and 10 blocks vs. Hardin-Simmons on Nov. 24, 1989, and 17 points, 14 rebounds and 10 assists against Penn State on March 28, 1990...first team all-WAC in 1990 and '91...7th player taken in the 1991 NBA Draft by Minnesota...also played for the world champion Chicago Bulls in the mid-'90s where he was the starting center...career-highs: 32 points vs. BYU on Feb. 14, 1991, and 18 rebounds vs. St. Louis on March 26, 1990.

1,769
Luc Longley, C
Perth, Australia



Year	G	GS	FG-FGA	Pct.	3FG-3FGA	Pct.	FT-FTA	Pct.	Pts.	Avg.	Off-Def Reb.-Reb.	Tot Reb.	Avg.	PF	DQ	A	TO	B	S	Min.
1987-88	35	0	60-120	.500	0-0	.000	20-51	.392	140	4.0	33-61	94	2.7	64	0	22	39	34	10	424
1988-89	33	30	174-301	.578	0-0	.000	80-104	.769	428	13.0	48-175	223	6.8	92	0	78	79	90	25	966
1989-90	34	34	233-417	.559	0-0	.000	161-196	.821	627	18.4	61-269	330	9.7	90	2	108	112	117	31	1,192
1990-91	30	30	229-349	.656	0-2	.000	116-162	.716	574	19.1	66-209	275	9.2	83	1	109	113	95	26	1,067
Totals	132	94	696-1,187	.586	0-2	.000	377-513	.735	1,769	13.4	208-714	922	7.0	329	3	317	343	336	92	3,649



1,745
Hunter Greene, F
Van Nuys, Calif.

Only Lobo ever to surpass 1,500 points, 600 rebounds, 300 assists and 200 steals...2nd on the all-time steals list with 203, and he holds UNM's single-season steal mark with 84 in 1986-87...the last Lobo to average more than 20 points for a season, 21.1 in 1986-87...740 points his junior year is the 2nd-most in school history for one season...career scoring high of 32 points on two occasions his junior season...best rebound game was 14 against Idaho on Dec. 8, 1986...had eight steals against San Diego State in 1987.


Year	G	GS	FG-FGA	Pct.	3FG-3FGA	Pct.	FT-FTA	Pct.	Pts.	Avg.	Off-Def Reb.-Reb.	Tot Reb.	Avg.	PF	DQ	A	TO	B	S	Min.
1983-84	25	0	13-36	.361	---	---	8-10	.800	34	1.4	---	23	0.9	18	0	10	22	2	8	174
1984-85	32	31	159-331	.480	---	---	47-61	.770	365	11.4	---	136	4.3	80	3	106	99	10	41	1,019
1985-86	Injured																			
1986-87	35	35	264-570	.463	47-132	.356	165-210	.786	740	21.1	86-132	218	6.2	108	3	102	77	23	84	1,240
1987-88	36	36	214-492	.435	39-140	.279	139-172	.808	606	16.8	80-165	245	6.8	85	1	136	99	11	70	1,208
Totals	128	102	650-1,429	.455	86-272	.316	359-453	.792	1,745	13.6	---	622	4.9	291	7	354	297	46	203	3,641

The shooting guard started all 133 games in his career...holds UNM records for best free throw percentage for a season (93.5%, 101-108 in 1989-90) and a career (88.8%, 309-348) ...also a school record with 52 consecutive free throws made during the 1989-90 season...only Lobo to make 7 three-pointers twice in a WAC game...15 three-point field goal attempts against Wyoming in 1991 remains a school standard... led the Lobos in 3-point accuracy three times (1988, '89 and '91)...second all-time at UNM with 264 three-pointers...career-high 29 points against Wyoming on Feb. 9, 1991 when he made seven 3s.

1,739
Rob Robbins, G
Farmington, N.M.



Year	G	GS	FG-FGA	Pct.	3FG-3FGA	Pct.	FT-FTA	Pct.	Pts.	Avg.	Off-Def Reb.-Reb.	Tot Reb.	Avg.	PF	DQ	A	TO	B	S	Min.
1987-88	36	36	111-251	.442	40-100	.400	58-70	.829	320	8.9	42-72	114	3.2	71	1	78	72	5	24	1,059
1988-89	33	33	181-346	.523	83-169	.491	77-84	.917	522	15.8	23-67	90	2.7	81	1	100	59	9	35	1,143
1989-90	34	34	152-361	.421	70-197	.355	101-108	.935	475	14.0	21-98	119	3.5	72	2	84	42	1	27	1,128
1990-91	30	30	139-298	.466	71-170	.418	73-86	.849	422	14.1	16-69	85	2.8	63	2	88	44	2	23	1,008
Totals	133	133	583-1,256	.464	264-636	.415	309-348	.888	1,739	13.1	102-306	408	3.1	287	6	350	217	17	109	4,338



1,542
Willie Long, C
Fort Wayne, Ind.

Helm All-America as a senior in 1971...the athletic post player was All-WAC in 1970 and '71...a second-round draft pick by the Cleveland Cavaliers in 1971...the second Lobo to record 1,500 points and 800 rebounds in a career...first Lobo to average more than 22 points a game for a season...career-scoring high was 41 against BYU his junior season...career best for rebounds was 21 versus Abilene Christian as a sophomore... led the WAC in scoring as a senior.


Year	G	FG	FGA	Pct.	FT	FTA	Pct.	Pts.	Avg.	Reb.	Avg.	PF	DQ	A	Min.
1968-69	26	109	249	.438	82	138	.594	300	11.6	188	7.2	71	4	15	-
1969-70	26	237	467	.506	147	207	.710	621	23.9	335	12.9	85	5	23	946
1970-71	26	214	428	.500	193	273	.707	621	23.9	277	10.7	89	5	28	956
Totals	78	560	1,144	.490	422	618	.683	1,542	19.8	800	10.3	245	14	66	-

Undeniably one of the best players in school history...UNM's first All-American, earning the honor in 1967...All-WAC in 1966 and '67...played on Lobo teams that went 54-28...led the WAC in scoring his senior year...scoring high was 39 against Texas Tech as a junior...9th player taken in the 1967 NBA Draft by the Cincinnati Royals...ABA Rookie of the Year in 1967-68 with the Minnesota Muskies before being traded to the Indiana Pacers...ABA Most Valuable Player in 1969 and 1971 and led the Pacers to three ABA championships...played in seven ABA All-Star games, and was named the 1971 All-Star Game MVP.

1,537
Mel Daniels, C
Detroit, Mich.



Year	G	FG	FGA	Pct.	FT	FTA	Pct.	Pts.	Avg.	Reb.	Avg.	PF
1964-65	27	178	366	.480	111	182	.609	467	17.0	302	11.2	82
1965-66	23	191	364	.485	107	145	.731	489	21.2	238	10.3	71
1966-67	27	225	468	.481	131	191	.686	581	21.5	313	11.6	85
Totals	77	594	1,228	.484	349	518	.674	1,537	19.9	853	11.1	238



1,477
Phil Smith, G
Long Island City, N.Y.

Career numbers would have been even more impressive had Smith not missed 13 games with a broken foot his junior year...the first Lobo to lead the team in a statistical category four straight seasons...Smith led UNM in assists from 1981-84, and he is second on the all-time list with 630...made more free throws (547) and attempted more (730) than any Lobo in history...first team All-WAC in 1984...career scoring high of 33 points against Cal State Long Beach his junior year...assist high of 14 against San Diego State as a senior.

Year	G	GS	FG-FGA	Pct.	3FG-3FGA	Pct.	FT-FTA	Pct.	Pts.	Avg.	Reb.	Avg.	PF	DQ	A	TO	B	S	Min.
1980-81	26	24	100	.215	.465	.121	168	.720	321	12.3	77	3.0	86	5	176	111	2	47	829
1981-82	28	28	151	.306	.493	.144	199	.724	446	15.9	82	2.9	84	4	170	101	1	45	968
1982-83	16	15	62	.128	.484	.083	110	.755	207	12.9	42	2.6	36	0	81	51	0	28	502
1983-84	35	35	152	.312	.487	.199	253	.787	503	14.4	108	3.1	99	3	203	144	0	77	1,338
Totals	105	102	465	.296	.484	.147	730	.749	1,477	14.1	309	2.9	305	12	630	407	3	197	3,637

Maybe the fastest point guard ever to play for the Lobos...first team All-WAC as a senior in 1987...one of two Lobos to tally more than 200 career steals...finished with a school-record 235 steals...also third all-time with 574 assists...holds UNM single-game record of 21 assists against Hawai'i on Feb. 13, 1987...memorable game against Colorado State his senior year as his dunk at the buzzer gave the Lobos a 62-61 victory in Fort Collins...best scoring game was 34 points against Brown on Dec. 26, 1986.

1,469
Kelvin Scarborough, G
Washington, D.C.



Year	G	GS	FG-FGA	Pct.	3FG-3FGA	Pct.	FT-FTA	Pct.	Pts.	Avg.	Off-Def Reb.	Tot Reb.	Avg.	PF	DQ	A	TO	B	S	Min.
1983-84	32	0	46-99	.465	---	---	42-70	.600	134	4.2	---	30	0.9	46	0	36	28	0	24	397
1984-85	32	32	113-258	.438	---	---	114-150	.760	340	10.6	---	118	3.7	92	3	175	113	3	80	1,146
1985-86	31	31	125-249	.502	---	---	85-129	.659	335	10.8	---	131	4.2	76	2	151	89	5	53	1,087
1986-87	35	34	215-402	.535	30-85	.353	200-257	.778	660	18.9	35-108	143	4.1	89	0	212	117	3	78	1,317
Totals	130	97	499-1,008	.495	30-85	.353	441-606	.728	1,469	11.3	---	422	3.2	303	5	574	347	11	235	3,947



1,458
Dairese Gary, G
Elkhart, Ind.

A two-time All-Mountain West selection and a two-time All-MW Defensive player ... owns the Mountain West record for career assists and assists in MW games ... ended his career as the all-time winningest scholarship Lobo basketball player, picking up 98 wins over his four-year career ... won at least 22 games in each of his four seasons, and helped UNM to four postseason appearances ... was at his best in big games, and was constantly asked to guard the opposing teams' top offensive threat.

Year	G	GS	FG-FGA	Pct.	3FG-3FGA	Pct.	FT-FTA	Pct.	Pts.	Avg.	Off-Def Reb.	Tot Reb.	Avg.	PF	DQ	A	TO	B	S	Min.
2007-08	33	28	81-182	.445	27-69	.391	68-92	.739	257	7.8	19-56	75	2.3	76	2	105	71	1	44	777
2008-09	34	34	72-165	.436	20-51	.392	111-154	.721	275	8.1	14-60	74	2.2	99	4	140	77	0	39	811
2009-10	35	35	125-278	.450	15-44	.341	195-260	.750	460	13.1	16-81	97	2.8	70	1	137	63	1	36	1,002
2010-11	33	33	134-278	.482	35-104	.337	163-209	.780	466	14.1	21-84	105	3.2	76	0	182	92	1	43	1,117
Totals	135	130	412-903	.456	97-268	.362	537-715	.751	1,458	10.8	70-281	351	2.6	321	7	564	303	3	162	3,707

Hometown hero who had nine steals against Tennessee State in 1991...among the Lobos' career leaders in three-point field-goal percentage at 44.1 (78-177)...first team All-WAC in 1992 and twice named to the All-WAC Defensive Team (1991-92)...played professionally in New Zealand for several years...career scoring high of 28 points came during his freshman year against George Washington on Dec. 27, 1988...had 13 rebounds against Idaho State on Nov. 22, 1991.

1,394
Willie Banks, G
Albuquerque, N.M.



Year	G	GS	FG-FGA	Pct.	3FG-3FGA	Pct.	FT-FTA	Pct.	Pts.	Avg.	Off-Def Reb.	Tot Reb.	Avg.	PF	DQ	A	TO	B	S	Min.
1988-89	33	1	116-216	.537	14-36	.389	61-80	.763	307	9.3	29-45	74	2.2	37	1	89	64	0	31	897
1989-90	34	1	109-218	.500	14-29	.483	69-92	.750	301	8.9	35-50	85	2.5	35	0	72	46	7	28	751
1990-91	26	19	132-236	.559	17-36	.472	54-65	.831	335	12.9	32-74	106	4.1	36	0	96	48	4	61	953
1991-92	33	33	152-312	.487	33-76	.434	114-145	.786	451	13.7	28-94	122	3.7	44	0	162	86	7	62	1,234
Totals	126	54	509-982	.518	78-177	.441	298-382	.780	1,394	11.1	124-263	387	3.1	152	1	419	244	18	182	3,835




1,387
Kenny Page, F
Staten Island, N.Y.

The most prolific scorer in WAC history...holds the league's single-game scoring mark of 28 points a game in 1980...career average of 26.2 is also tops in WAC history...scored 35 or more points on seven occasions...top effort was 47 points against Illinois Tech in December of 1979...best output in a WAC game was 44 points against BYU and UTEP...came to UNM after transferring from Ohio State following the 1977-78 season...did not play at UNM his senior year.

Year	G	GS	FG-FGA	Pct.	3FG-3FGA	Pct.	FT-FTA	Pct.	Pts.	Avg.	Reb.	Avg.	PF	DQ	A	TO	B	S	Min.
1979-80	28	28	314	.618	.508	156	203	.768	784	28.0	184	6.6	90	4	65	102	3	20	1,071
1980-81	25	25	239	.525	.455	125	161	.776	603	24.1	111	4.4	75	4	60	100	2	23	933
Totals	53	53	553	.1,143	.484	281	364	.772	1,387	26.2	295	5.6	165	8	125	202	5	43	2,004

The first Lobo to reach 1,000 career points...also the first - and only one of three in school history - to lead the team in scoring three consecutive seasons...the only Lobo in the 1,000-point list who played for New Mexico before it was a member of the Western Athletic Conference...UNM was in the Skyline Conference when Grant was here.

1,282
Francis Grant, G
Jeffersonville, Ind.



Year	G	FG	FGA	Pct.	FT	FTA	Pct.	Pts.	Avg.	Reb.	Avg.	PF	DQ
1959-60	25	201	456	.441	78	121	.645	480	19.2	188	7.5	87	7
1960-61	23	158	370	.427	76	116	.655	392	17.0	196	8.5	65	3
1961-62	26	150	357	.419	110	150	.733	410	15.8	161	6.2	73	3
Totals	74	509	1,183	.430	264	-387	.682	1,282	17.3	545	7.4	225	13



1,260
Tony Danridge, G
San Bernardino, Calif.

Rebounded from a broken left leg after his junior year to claim First Team All-MWC honors in 2009...as a senior, averaged a team-high 14.9 points in 34 games recording seven games with 20+ points...recorded 66 games with double-figure scoring in career...known for his highlight reel slams (78 in career), he won the 2009 national Slam Dunk contest...finished his career ranked sixth with 78 dunks...played 129 career games, sixth most at UNM.

Year	G	GS	FG	FGA	Pct.	3FG	3FGA	Pct.	FT	FTA	Pct.	Pts.	Avg	Off Reb	Def Reb	Tot Reb	Avg	PF	DQ	A	TO	B	S	Min.
2004-05	33	0	44	88	.500	0	0	.000	12	23	.522	100	3.0	16	18	34	1.0	43	0	14	21	4	10	399
2005-06	30	27	99	193	.513	1	9	.111	53	76	.697	252	8.4	31	45	76	2.5	51	0	30	37	2	13	791
2006-07	32	32	166	326	.509	16	39	.410	52	75	.693	400	12.5	21	58	79	2.5	60	1	43	39	11	24	895
2007-08	DNP - Redshirt - Injured																							
2008-09	34	32	176	364	.484	6	28	.214	150	201	.746	508	14.9	36	103	139	4.1	75	3	91	73	4	41	1,091
Totals	129	91	485	971	.499	23	76	.303	267	375	.712	1,260	9.8	104	224	328	2.5	229	4	178	170	21	88	3,176

Marvin "Automatic" Johnson still holds the New Mexico single-game scoring record of 50 points against Colorado State on March 2, 1978...Johnson made 21 of 27 field-goal attempts and eight free throws to break Toby Roybal's record of 45 points set in 1956...Johnson led the Lobos in scoring both seasons...he ranked first in the WAC and 17th in the nation in scoring in 1977-78 when he was first team all-conference selection...Johnson was a second-round pick of the Chicago Bulls in the 1978 NBA Draft...came to UNM after two seasons at Howard County JC in Big Spring, Texas.



1,246
Marvin Johnson, F
DeRidder, La.

Year	G	GS	FG	FGA	Pct.	FT	FTA	Pct.	Pts.	Avg.	Tot. Reb.	Avg.	PF	DQ	A	TO	B	S	Min.
1976-77	29	29	220	462	.476	12	154	.792	573	19.8	174	6.0	71	1	65	-	9	16	954
1977-78	28	28	270	497	.543	133	171	.778	673	24.0	167	6.0	59	0	48	79	5	26	910
Totals	57	57	490	959	.511	255	325	.785	1,246	21.9	341	6.0	130	1	113	-	14	42	1,864

1,239
Cameron Bairstow, F
Brisbane, Australia



Had one of the greatest senior seasons in school history, earning Second Team All-America honors from Sports Illustrated ... became first person in school history to average 20 points a season after averaging single-figures ... led the Mountain West in scoring and shooting and recorded the third-most points in a MW conference season ... was the Mountain West Tournament MVP as a senior, as well as First Team All-MW, First Team All-NABC, and All-USBWA ... became known nationally for his work ethic, a regimen that included lifting weights in full uniform after games.

Year	G	GS	FG-FGA	Pct.	3FG-3FGA	Pct.	FT-FTA	Pct.	Pts.	Avg	Off-Def Reb.-Reb.	Reb.	Avg.	PF	DQ	A	TO	B	S	Min.
2010-11	31	1	33-55	.600	1-2	.500	13-22	.591	80	2.6	25-30	55	1.8	46	0	7	14	8	6	301
2011-12	34	1	40-90	.444	0-1	.000	45-71	.634	125	3.7	57-66	123	3.6	80	0	11	32	19	13	523
2012-13	35	19	108-237	.456	0-0	.000	124-168	.738	340	9.7	76-132	208	5.9	84	4	31	43	21	24	844
2013-14	34	34	237-426	.556	1-3	.333	219-298	.735	694	20.4	76-175	251	7.4	72	2	53	68	51	19	1,119
Totals	134	55	418-808	.517	2-6	.333	401-559	.717	1,239	9.2	234-403	637	4.8	282	6	102	157	99	62	2,787

1,200
Mark Walters, G
Albuquerque, N.M.




First team All-MWC as a senior...powerful combination guard who saw time at four different positions during his career...ranks eighth in career steals at UNM with 153 which was second all-time in MWC history at the end of his career...one of only four Lobos to collect 1,200 points, 450 rebounds, 220 steals and 130 assists, joining Hunter Greene, Charles Smith and Lamont Long.


Year	G	GS	FG-FGA	Pct.	3FG-3FGA	Pct.	FT-FTA	Pct.	Pts.	Avg	Off-Def		PF	DQ	A	TO	B	S	Min.	
											Reb.-Reb.	Reb.								
2002-03	28	20	95-235	.404	28-89	.315	47-70	.671	265	9.5	51-106	157	5.6	68	1	50	46	5	32	788
2003-04	25	11	41-115	.357	16-48	.333	24-33	.727	122	4.9	23-50	73	2.9	64	3	35	36	2	16	504
2004-05	33	33	121-253	.478	35-94	.372	71-95	.747	348	10.5	32-86	118	3.6	75	1	92	55	10	43	974
2005-06	30	30	154-353	.436	57-151	.377	100-142	.704	465	15.5	31-104	135	4.5	86	7	92	78	10	62	974
Totals	116	94	411-956	.430	136-382	.356	242-340	.712	1,200	10.3	137-346	483	4.2	293	12	269	215	27	153	3,240

Arguably one of the most respected student-athletes to attend UNM...national winner of the 2010 Chip Hilton Award, given for outstanding character, leadership and talent... Academic All-American in 2009-10, UNM's first selection in 35 years...first Lobo to reach 1,000 points, 600 rebounds, 200 3-pointers and 200 assists in a career...left UNM tied for 2nd in games played (133), 19th in scoring (1,159), 10th in rebounding (633) and 6th in 3-pointers (205)...March 3, 2010, was proclaimed "Roman Martinez Day," by New Mexico Gov. Bill Richardson...co-captain as a senior when UNM won its second straight MWC title.

1,159
Roman Martinez, F
El Paso, Texas



Year	G	GS	FG-FGA	Pct.	3FG-3FGA	Pct.	FT-FTA	Pct.	Pts.	Avg	Off-Def		PF	DQ	A	TO	B	S	Min.	
											Reb.-Reb.	Reb.								
2006-07	31	12	31-78	.397	8-33	.242	13-20	.650	83	2.7	36-44	80	2.6	42	0	36	22	10	16	388
2007-08	33	24	80-171	.468	29-69	.420	42-58	.724	231	7.0	58-70	128	3.9	84	1	65	36	6	31	801
2008-09	34	33	126-274	.460	69-165	.418	39-57	.684	360	10.6	70-147	217	6.4	93	7	50	43	10	37	1,042
2009-10	35	35	160-367	.438	99-240	.413	66-88	.750	485	13.9	75-13	207	5.9	88	1	50	33	19	51	1,122
Totals	133	104	397-888	.447	205-507	.404	160-223	.717	1,159	8.7	240-393	633	4.8	307	9	201	134	45	136	3,353



1,158
Charlie Thomas, F
Sandy Spring, Md.

One of the few Lobos to score more than 1,000 points and grab 500 rebounds in just two seasons...a transfer from Wake Forest following the 1985-86 season...led New Mexico in scoring and rebounding in 1988 and '89...WAC Newcomer of the Year in 1988...ranks third all-time at UNM with a career field-goal percentage of 59.0... career scoring high of 32 points against Iowa State in Madison Square Garden in the 1987 Preseason NIT...best rebound effort of 16 on two occasions.

Year	G	GS	FG-FGA	Pct.	3FG-3FGA	Pct.	FT-FTA	Pct.	Pts.	Avg.	Off-Def		PF	DQ	A	TO	B	S	Min.	
											Reb.-Reb.	Tot								
1987-88	36	36	245-435	.563	0-2	.000	123-184	.669	613	17.0	94-177	271	7.5	113	6	55	79	10	39	1,117
1988-89	33	33	227-365	.622	0-0	.000	91-142	.641	545	16.5	73-185	258	7.8	90	2	64	62	6	35	1,045
Totals	69	69	472-800	.590	0-2	.000	214-326	.656	1,158	16.8	167-362	529	7.7	203	8	119	141	16	74	2,162

First team All-WAC in 1986...career-high 36 points on two occasions: against Alaska-Anchorage his junior season; and versus San Diego State on Mar. 1, 1986, the final home game of Brown's career...shares single-game record for field-goal accuracy when he made all 11 shots against Air Force on Jan. 12, 1985.

1,157
Johnny Brown, F
Los Angeles, Calif.



Year	G	GS	FG-FGA	Pct.	3FG-3FGA	Pct.	FT-FTA	Pct.	Pts.	Avg.	Off-Def		PF	DQ	A	TO	B	S	Min.
											Reb.-Reb.	Reb.							
1984-85	27	27	209	.356	.587	.90	144	.625	508	18.8	169	6.3	70	3	31	47	5	26	982
1985-86	31	31	255	.460	.554	.139	237	.586	649	20.9	234	7.5	57	2	43	62	2	31	1,169
Totals	58	58	464	.816	.569	229	381	.601	1,157	19.9	403	6.9	127	5	74	109	7	57	2,151



1,146
Phillip McDonald, G
Cypress Springs, Texas

Played on four UNM teams that combined for a 102-37 record, the most wins by a scholarship player...the Lobos won or shared three Mountain West regular season titles (2009, 2010, 2012), captured the 2012 MW Tournament championship and played in postseason all four years, including the NCAA Tournament in 2010 and 2012...tied for 5th all-time at UNM with 207 career 3-pointers...career scoring high was 27 points against Colorado State on Jan. 27, 2011...career-high seven 3s at Air Force his sophomore year

Year	G	GS	FG-FGA	Pct.	3FG-3FGA	Pct.	FT-FTA	Pct.	Pts.	Avg	Off-Def		PF	DQ	A	TO	B	S	Min.	
											Reb.-Reb.	Reb.								
2008-09	33	33	88-198	.444	34-93	.366	32-49	.653	242	7.3	34-69	103	3.1	52	0	34	27	7	23	672
2009-10	35	35	122-284	.430	72-182	.396	47-68	.691	363	10.4	40-70	110	3.1	68	1	25	40	6	16	961
2010-11	32	30	118-292	.404	54-166	.325	59-77	.766	349	10.9	50-87	137	4.3	80	2	36	45	10	16	890
2011-12	33	2	69-160	.431	47-107	.439	7-12	.583	192	5.8	25-27	152	1.6	68	0	21	20	2	7	428
Totals	133	100	397-934	.425	207-548	.378	145-206	.704	1,146	8.6	149-253	402	3.0	268	3	116	132	25	62	2,951



1,145
David Chiotti, F
San Jose, Calif.

Skilled post player who improved every year during his career...third team All-MWC as a junior, helping to guide UNM to the 2005 MWC Tournament Championship and a trip to the NCAA Tournament...second team All-MWC selection as a senior...612 career rebounds made him the ninth player in school history with 1,100 points and 600 boards...Led the team in FG% in his final three seasons..shot 53.7% for his career, ranking 9th all-time at UNM.

Year	G	GS	FG-FGA	Pct.	3FG-3FGA	Pct.	FT-FTA	Pct.	Pts.	Avg.	Off-Def	Reb.	Avg.	PF	DQ	A	TO	B	S	Min.
2002-03	28	20	45-82	.549	0-0	.000	20-39	.513	110	3.9	37-75	112	4.0	60	1	23	20	16	12	582
2003-04	27	25	125-228	.548	0-0	.000	88-125	.704	338	12.5	47-96	143	5.3	73	1	44	47	14	16	803
2004-05	33	33	129-239	.540	1-4	.250	83-119	.697	342	10.4	55-114	169	5.1	73	2	49	66	20	27	902
2005-06	30	30	128-246	.520	5-21	.238	94-152	.618	355	11.8	42-146	188	6.3	65	0	70	59	24	21	979
Totals	118	108	427-795	.537	6-25	.240	285-438	.651	1,145	9.7	181-431	612	5.2	271	4	186	192	74	76	3,266

First team All-WAC as a senior in 1993 when he led the Lobos to their first Western Athletic Conference Tournament title...UNM defeated Fresno State, BYU and UTEP at the Delta Center in Salt Lake City as Williams was named the tournament's Most Valuable Player...the Lobos were 64-30 in Williams' three seasons with two trips to the NCAA Tournament (1991 and '93) and one appearance in the NIT...career bests: 31 points against Texas A&M on Dec. 10, 1991 when he nailed a career-high seven 3-pointers; 10 rebounds versus Southern on Dec. 29, 1990.

1,086
Ike Williams, G
Dallas, Texas



Year	G	GS	FG-FGA	Pct.	3FG-3FGA	Pct.	FT-FTA	Pct.	Pts.	Avg.	Off-Def	Reb.	Avg.	PF	DQ	A	TO	B	S	Min.
1990-91	30	28	74-186	.398	15-52	.289	27-43	.628	190	6.3	21-70	91	3.0	68	2	91	77	2	22	571
1991-92	33	33	147-356	.413	54-172	.314	56-77	.727	404	12.2	45-67	112	3.4	72	0	69	63	5	29	799
1992-93	31	31	187-389	.481	71-155	.458	47-74	.635	492	15.9	36-100	136	4.4	76	1	75	88	6	27	945
Totals	94	92	408-931	.438	140-379	.369	130-194	.670	1,086	11.6	92-237	329	3.5	216	3	235	228	13	78	2,315



1,067
Chad Toppert, G
Albuquerque, N.M.

Excellent outside shooter who became one of the top 3-point shooters in Mountain West Conference history...28 starts is the fewest for any player in the 1,000-point club...2nd all-time at UNM and 3rd in MWC history with 266 career 3s with a 43.9% success rate, No. 3 at UNM...ranked in the top-10 in the nation in 3-pt. FG% in 2007 (46.4%) and 2008 (48%), earning Honorable Mention All-MWC both seasons... just as accurate from the FT line with an all-time accuracy of 80.8% (8th at UNM).

Year	G	GS	FG	FGA	Pct.	3FG	3FGA	Pct.	FT	FTA	Pct.	Pts.	Avg.	Off	Def	Tot	Avg.	PF	DQ	A	TO	B	S	Min.
2005-06	28	0	19	53	.358	14	43	.326	3	4	.750	55	2.0	6	14	20	0.7	8	0	8	3	0	3	157
2006-07	32	14	100	214	.467	85	183	.464	19	24	.792	304	9.5	20	63	83	2.6	51	0	26	14	1	15	772
2007-08	33	13	107	228	.469	85	177	.480	42	53	.792	341	10.3	23	81	104	3.2	45	0	48	24	5	10	836
2008-09	34	1	105	251	.418	82	203	.404	75	91	.824	367	10.8	22	88	110	3.2	53	0	38	26	4	8	824
Totals	127	28	331	746	.444	266	606	.439	139	172	.808	1,067	8.4	71	246	317	2.5	157	0	120	67	10	36	2,589

The first real big man at the University of New Mexico...head coach Bob King snared the future pro from Burlington (Iowa) Junior College prior to the 1962-63 season... first team All-WAC pick in 1963 and '64...a second round draft pick by the Philadelphia 76ers in the 1964 NBA Draft...career averages were 18.8 points and 11.8 rebounds... top scoring game was 36 points against BYU...best rebounding effort was 22 versus Long Beach State...led the Lobos to their first WAC title in 1964.

1,016
Ira Harge, C
Detroit, Mich.



Year	G	FG	FGA	Pct.	FT	FTA	Pct.	Pts.	Avg.	Reb.	PF
1962-63	25	196	362	.541	135	214	.631	527	21.1	331	13.2
1963-64	29	175	405	.432	139	214	.649	489	16.8	305	10.5
Totals	54	371	767	.484	274	428	.640	1,016	18.8	636	11.8



1,011
Rob Loeffel, C
Banning, Calif.

The seven-footer ranked third all-time at New Mexico with 126 blocks when he left, and he led the team in swats three consecutive seasons (1986-88)...only one of nine Lobos to reach 1,000 points and 500 rebounds in a career at the end of his eligibility... played on Lobo teams that went 86-49 from 1986-89, and advanced to postseason play (NIT) all four seasons...career highs: 27 points in the Lobos' 1987 WAC Tournament semifinal win over BYU; 14 rebounds against BYU on Jan. 10, 1987; 5 blocks against Ohio State on Dec. 27, 1987.

Year	G	GS	FG-FGA	Pct.	3FG-3FGA	Pct.	FT-FTA	Pct.	Pts.	Avg.	Off-Def	Reb.	Avg.	PF	DQ	A	TO	B	S	Min.
1985-86	31	10	87-179	.486	---	---	37-51	.725	211	6.8	---	96	3.1	57	0	11	27	36	8	589
1986-87	35	31	132-265	.498	0-0	---	75-122	.615	339	9.7	45-149	194	5.5	89	2	21	48	37	18	884
1987-88	36	36	149-289	.516	0-0	.000	72-105	.686	370	10.3	62-133	195	5.4	94	3	31	47	45	9	990
1988-89	26	3	33-66	.500	0-0	.000	25-38	.658	91	3.5	12-54	66	2.5	28	0	14	20	8	2	274
Totals	128	80	401-799	.502	0-0	.000	209-316	.661	1,011	7.9	-	551	4.3	268	5	77	142	126	37	2,737



1,010
Alex Kirk, C
Los Alamos, N.M.

Broke the 1,000-point barrier at the Mountain West championship game ... only the eighth native New Mexican to record 1,000 points with the Lobos ... owns the freshman record for points in a game with 31 against Cal State Bakersfield ... a two-time All-Mountain West player, and a two-time Mountain West All-Defensive selection.

Year	G	GS	FG-FGA	Pct.	3FG-3FGA	Pct.	FT-FTA	Pct.	Pts.	Avg	Off-Def Reb.-Reb.	Reb.	Avg.	PF	DQ	A	TO	B	S	Min.
2010-11	34	21	64-136	.471	10-36	.278	23-37	.622	161	4.7	34-92	126	3.7	70	2	12	24	20	9	509
2011-12		DNP	-	Redshirt	-	Injured														
2012-13	35	33	157-318	.494	13-47	.277	98-137	.715	425	12.1	84-198	282	8.1	77	3	17	51	63	15	1,018
2013-14	32	32	165-337	.490	12-56	.214	82-123	.667	424	13.3	73-204	277	8.7	82	3	35	57	85	12	1,025
Totals	101	86	386-791	.488	35-139	.252	203-297	.684	1,010	10.0	191-494	685	6.8	229	8	64	132	168	36	2,552

Becker played on three Lobo teams that produced a combined 53-27 record...the 1968 Lobos won the Western Athletic Conference title and advanced to the NCAA Tournament for the first time in school history...one of the most accurate free throw shooters ever at UNM, making 79.3% (317-400) of his attempts.

1,010
Ron Becker, F
Roswell, N.M.




Year	G	FG	FGA	Pct.	FT	FTA	Pct.	Pts.	Avg.	Reb.	Avg.	PF	DQ	A	Min.
1967-68	28	102	213	.479	90	115	.783	294	10.5	145	5.2	78	2	-	-
1968-69	26	112	282	.397	74	94	.787	298	11.5	151	5.8	81	5	75	-
1969-70	26	133	328	.409	153	191	.801	418	16.2	195	7.5	70	0	76	1,008
Totals	80	347	823	.422	317	400	.793	1,010	12.6	491	6.1	229	7	-	-

The 2002-03 season was the 100th in the history of New Mexico men's basketball. As part of the 100th Season Celebration, Lobo fans chose a 10-person all-time team, an all-time coach and the top-10 moments in Lobo basketball history.

More than 2,000 fans submitted votes between Nov. 1, 2002, and Jan. 31, 2003. Ballots were available online at www.golobos.com, in the men's basketball game program and through the Albuquerque Journal.

Head Coach
Bob King (1962-72)



The reason The Pit was built in 1966 and the reason Lobo basketball has its unbelievable following was because of this man...from 1900-62, the Lobos posted a record of 418-485 with zero postseason appearances... since that time, New Mexico has won more than 63 percent of its games and qualified for postseason play 26 times... in the eight years prior to Bob King's arrival, the Lobos never won more than seven games in a season..."Lobomania" was set in motion by King and his early teams that played in Johnson Gym...King's success created the need for a bigger arena, which came to life for the first time on Dec. 1, 1966...26 years later in 1992, the floor was appropriately named Bob King Court for the man who got it all started in New Mexico.

Top 10 Moments in Lobo Basketball History

- Feb. 1, 1969:** Petie Gibson beats New Mexico State 68-66 with a 30-footer at the buzzer, prompting arguably the loudest single roar ever heard at The Pit.
- Jan. 7, 1978:** Lobos beat UNLV in Vegas 102-98, snapping the Runnin' Rebels' 72-game home winning streak.
- Jan. 2, 1988:** The Lobos beat No. 1 Arizona in The Pit, 61-59.
- Dec. 16, 1995:** Clayton Shields' 55-footer at the buzzer beats New Mexico State in Las Cruces, 69-68.
- March 8, 1996:** Lobos beat Fresno State in triple overtime in a WAC Tournament semifinal game in The Pit. Many feel it was the greatest game in UNM/Pit history. It was also the Lobos' 26th win of the season, a school record.
- March 9, 1996:** Just one night later, freshman Kenny Thomas scored 30 points and pulled down 17 rebounds to give the Lobos a 64-60 victory over 10th-ranked Utah in the title game of the WAC Tournament in The Pit.
- Feb. 1, 1998:** Royce Olney's 25-footer with 4.7 seconds remaining gives the Lobos a 77-74 victory over third-ranked and previously unbeaten Utah.
- Jan. 17, 1999:** Lobos beat 7th-ranked Arizona 79-78 at the buzzer, rallying from 15 points down at halftime. Damion Walker's layup off a John Robinson II assist is the game-winner.
- June 1999:** Sports Illustrated ranks The Pit as one of the world's top-20 venues of the 20th century.
- Dec. 21, 1999:** Lobos beat No. 3 Arizona in Tucson, snapping U of A's 37-game home win streak, on Roland Hannah's put-back.

Michael Cooper • 1976-78

Although he only spent two years at New Mexico, Michael Cooper proved he was one of the greatest Lobos...“Coop” was a two-time All-WAC selection and All-America honoree in 1978 after leading UNM to a conference title and a 24-4 record...Cooper went on to have a stellar professional playing career with the Los Angeles Lakers...he was also successful as a coach at the professional level with the Los Angeles Sparxx of the WNBA and the Albuquerque Thunderbirds of the National Basketball Development League.



Marvin Johnson • 1976-78

Marvin “Automatic” Johnson still holds the New Mexico single-game scoring record of 50 points set against Colorado State on March 2, 1978...he made 21 of 27 field goals and eight free throws to break Toby Roybal’s record of 45 points set in 1956...Johnson led the Lobos in scoring both seasons, and he ranked first in the WAC and 17th in the nation in scoring in 1977-78 when he was first team all-conference selection...a second-round pick of the Chicago Bulls in the 1978 NBA Draft...lived in Albuquerque after attending UNM, serving as a youth basketball clinician.

Ruben Douglas • 2000-03

Douglas rewrote the school and Mountain West Conference record book in his senior season of 2002-03, becoming the first Lobo to lead the nation in scoring at 28 points a game...he set school records by averaging 32.1 ppg in MWC games, plus 26 games with 20 or more points and three games with 40 or more...he became the MWC’s single-season and career scoring leader following his senior season.



Luc Longley • 1987-91

The 7-1 Australia native and NBA veteran held UNM career records for rebounds and blocks when he completed his eligibility...Longley was the first Lobo to record a triple-double in a game, and he did it twice: 23 points, 15 rebounds and 10 blocks vs. Hardin-Simmons on Nov. 24, 1989, and 17 points, 14 rebounds and 10 assists against Penn State on March 28, 1990...first team all-WAC in 1990 and ‘91...7th player taken in the 1991 NBA Draft by Minnesota...the starting center for the Chicago Bulls when the organization won three world titles in the mid-’90s.

Mel Daniels • 1964-67

UNM’s first All-American, earning the honor in 1967...All-WAC recognition in 1966 and ‘67...led UNM in scoring and rebounding all three years and the WAC in scoring his senior year...career averages were 19.9 ppg and 11.1 rpg...the 9th player taken in the 1967 NBA Draft by the Cincinnati Royals, although he became a four-time all-star and twice was named Most Valuable Player in the ABA with the Indiana Pacers...his No. 34 was retired by the Pacers and he worked in the Indiana organization for many years, serving as the club’s Director of Player Personnel.



Royce Olney • 1994-98

Lobo fans were probably wondering what head coach Dave Bliss was thinking when he signed this 6-2 guard from tiny Hot Springs High School...four years later everyone knew that the in-state product was one of the grittest, most determined players to ever wear a Lobo uniform...his 3-point-er to beat third-ranked and undefeated Utah on Feb. 1, 1998, is widely regarded as one of the top moments in school history...his career ended prematurely when he suffered a torn ACL at TCU 25 games into his senior season...the Lobos were 21-4 with him in the lineup in 1997-98, but 3-4 without him...Olney still holds the school record for best 3-point percentage in a season.

Petie Gibson • 1968-71

He’s most famous for hitting the game-winning shot to beat New Mexico State on Feb. 1, 1969, but Gibson was arguably the school’s best point guard...led UNM and the Western Athletic Conference in assists for three straight seasons and he still holds five school records in that category...had 14 or more assists five times in his Lobo career...he spent more than three decades as a physical education instructor at La Mesa Elementary School in Albuquerque.



Charles Smith • 1993-97

Charles “Spider” Smith became New Mexico’s career scoring leader on Feb. 3, 1997, against BYU...he finished with 1,993 points, the 11th-best total in WAC history at the time...Smith is just one of four Lobos to lead the team in scoring for three straight seasons, joining Francis Grant (1960-62), Mel Daniels (1965-67) and Ruben Douglas (2001-03)...helped led UNM to three NCAA Tournaments in his career (1994, ‘96 and ‘97)...Smith was taken by the Miami Heat in the first round of the 1997 NBA Draft and played professionally throughout the world for many years.

Ira Harge • 1962-64

The first real big man at the University of New Mexico...head coach Bob King snared the future pro from Burlington (Iowa) Junior College prior to the 1962-63 season...first team All-WAC pick in 1963 and ‘64...career averages were 18.8 points and 11.8 rebounds...top scoring game was 36 points against BYU...best rebounding effort was 22 versus Long Beach State...in 1964, Harge led the Lobos to their first WAC title and to the championship game of the NIT...a second-round draft pick of the NBA’s Philadelphia 76ers in 1964...lived in Albuquerque since coming to UNM.



Kenny Thomas • 1995-99

The first player in the history of the Western Athletic Conference to surpass 1,800 points, 1,000 rebounds and 200 blocked shots...All-America honors following his junior season...all-conference selection three times and a member of the all-WAC defensive team his final two seasons...the Lobos enjoyed their best four-year mark in school history with Thomas as a member, compiling a 102-30 record, including 71-3 in The Pit...UNM advanced to the second round of the NCAA Tournament four straight years...Thomas led UNM to the championship game of the WAC Tournament three times and was named MVP in 1996 and ‘98...a 1st-round pick (22nd selection overall) of the Houston Rockets in 1999...also played for the Philadelphia 76ers and Sacramento Kings.

University Arena has long been recognized as one of the most special places in the nation for college basketball, due to the tremendous support and enthusiasm of Lobo Basketball through the years. The Pit is known, first and foremost, for being THE loudest arena in college basketball, but also for being the domain where the Lobos rarely lose. In addition to providing an enormous home-court advantage for UNM, The Pit has also been the home for some very entertaining basketball games over the years. Some of the obvious classic contests include the 1983 NCAA national championship between Houston and upstart North Carolina State and the 1968 NCAA Tournament when Lew Alcindor and UCLA won a pair of games on their way to the national championship. However, when reconciling the top-10 greatest games in Pit history, only games in which New Mexico was involved were considered. The list was compiled in the summer of 1999 by a blue-ribbon panel of writers and fans who have witnessed great basketball action at University Arena.

No. 1**Jan. 2, 1988 • New Mexico 61, Arizona 59**

Top-ranked and undefeated Arizona came into The Pit for an ESPN late-night matchup to tip-off the New Year and provided the greatest upset in school history. Behind an unconscious Jimmy Rogers, UNM bolted out to a 25-9 lead 10 minutes

into the game. The Wildcats, led by All-Americans Sean Elliott and Steve Kerr, who combined for 38 points on the night, clawed back and cut the lead to two, 61-59, with under two minutes remaining. Arizona had a chance to win the game in the final seconds when Elliott was open for a three-pointer, but Hunter Greene blocked the shot, thus securing the upset. Rogers had 15, while Darrell McGee outplayed Kerr with 13 points and 5 assists.

**The final minute of an upset of No. 1 Arizona.****No. 2****March 8, 1996 • New Mexico 104, Fresno State 99 (3OT)**

In perhaps the most draining game in Pit history, the Lobos outlasted Fresno State in three overtimes in the semifinals of the Western Athletic Conference Tournament. Tied at 74 at the end of regulation, UNM was down by two with under 10 seconds remaining in the first overtime.

David Gibson found Kenny Thomas on the blocks, however, and Thomas spun and dunked with six seconds left to send the game into a second overtime. Fresno State scored the first five points of the second OT and led 92-89 with 30 seconds left. As UNM worked to tie the game again, Charles Smith put up a desperation three-pointer with three seconds left and was fouled by the Bulldogs Darnell McCullough. Smith calmly drained all three free throws to knot the game and force the game to continue. Royce Olney and Clayton Shields each hit three-pointers in the first minute of the third overtime, although Fresno State would tie the game at 98-98 two minutes later. Smith had two quick hoops and Gibson hit two clutch free throws to give the Lobos an incredible win. The victory propelled UNM to a then-school record 28 victories in 1995-96.

**No. 3****Feb. 1, 1998 • New Mexico 77, Utah 74**

Royce Olney buried a legendary 25-foot three-pointer with 4.7 seconds remaining in the game to give the Lobos an improbable victory over highly-touted Utah. The Utes entered the contest as the nation's only remaining undefeated team at 18-0, and ranked third in the nation. Utah dominated throughout the game, leading from the outset and enjoyed as much as a 13-point advantage in the second half. Down 69-60 with 2:27 remaining, the Lobos began their comeback. Clayton Shields knocked down a three to cut the deficit to six, then scored the Lobos next four points to trim the Utah lead to 71-67 with 1:32 remaining. The teams traded baskets and then came the controversial play of the game. While trying to bring the ball upcourt, Utah's Andre Miller collided with Olney in the backcourt and lost the ball. With the Utah bench screaming for a foul, Olney

collected the ball, ran to the corner and drilled a three to cut the Ute lead to 73-72. Kenny Thomas hit two free throws to give the Lobos the lead, and after Alex Jensen made one of two charity tosses to tie the game, Olney took the ball across midcourt and pulled up from downtown, nailing the game-winner for the 14th-ranked Lobos.

**No. 4****Jan. 25, 1986 • UTEP 71, New Mexico 70 (OT)**

The infamous "Cup Game" in which a fan tossed a wadded up paper cup on to the court cost New Mexico a key victory against its WAC rival. UNM led by one, 70-69, in overtime after Paul Lawson nailed a 19-footer from the side with 14 seconds left. The Miners came down and worked for the final shot when the Lobos' Mike Winters fouled Wayne Campbell with two seconds left. When Campbell missed the front end of his one-and-one, the Lobos rebounded and began to celebrate. However, a fan sitting under the basket had distracted Campbell by throwing a wadded up paper cup at him just before he shot. The referees awarded Campbell another opportunity and he sank both ends of the free throws as well as UNM's chances at a victory. Ironically, the two free throws were Campbell's only points of the game.

No. 5**Dec. 11, 1993 • New Mexico State 112, New Mexico 104 (2OT)**


In a dramatic comeback by arch-rival New Mexico State, the Lobos surrendered a nine-point lead in the final 1:20 of regulation and eventually lost in double overtime 112-104. UNM led by 10, 35-25 at halftime on the strength of 15 points by sharpshooter Canonchet Neves. The lead was as many as 15 in the second half before the Aggies outscored UNM 16-7 in the final 1:20 of regulation. The Lobos stormed back to score the first six points of the first overtime and led 91-84 with under a minute remaining in the extra session. However, the Aggies would not give up and drilled three three-pointers in the final 40 seconds to extend the game further. In the second overtime, NMSU was 3-3 from behind the arc and buried the Lobos with a 17-9 run. Keith Johnson scored 26 to lead the Aggies and offset a 34-point performance by UNM's Greg Brown. The 104 points scored by UNM remains the highest losing total in school history.

No. 6**Jan. 17, 1976 • UNLV 80, New Mexico 73****No. 7****Dec. 22, 1984 • Georgetown 69, New Mexico 61****No. 8****March 6, 1976 • New Mexico 59, UTEP 58****No. 9****Feb. 1, 1969, New Mexico 68, New Mexico State 66****No. 10****Feb. 7, 1968, New Mexico 72, New Mexico State 71**

On October 2, 1992, University of New Mexico President Richard E. Peck announced that the basketball court at University Arena would be named in honor of Bob King, former UNM basketball coach. King coached the UNM men's basketball team to national prominence in the 1960's.

"We wanted to recognize Coach King's contributions to Lobo basketball," Peck said. "UNM's Memorial Committee recommended that we honor Coach King's accomplishments, and the naming of the court has allowed us to do so without diminishing the recognition which has already been paid to his colleagues, including former Director of Athletics Pete McDavid. The Bob King Court and the Pete McDavid Lounge are a tribute to two of the men who are responsible for the success of the facility we fondly call The Pit."

The Bob King Court was dedicated at formal ceremonies on Dec. 1, 1992. King passed away on Dec. 10, 2004, at the age of 81.



Bob King was head coach at New Mexico from 1963-72, compiling a 175-89 record. King's success early in his Lobo career was the primary reason The Pit was constructed in 1966.

ACCOMPLISHMENTS OF BOB KING

AS AN ATHLETE

- All-State basketball player at Gravity (Iowa) High School
- Was a member of the University of Iowa's freshman team and graduated from Iowa in three years

EDUCATION

- Bachelor's degree in Physical Education from University of Iowa in 1947
- Master's degree in Educational Guidance and Psychology from Drake University in 1957

AS A COACH

- 205-75 record in 12 years at Britt and Algona HS in Iowa, and West High in Rockford, Ill.
- Assistant coach at Iowa (1960-62) under Sharm Scheurman
- Head coach at University of New Mexico (1963-72) where he compiled a 175-89 record and is the second-winningest coach in Lobo history...led UNM to two Western Athletic Conference titles (1964, 1968), to three NIT appearances, including the finals in 1964, and one NCAA Tournament...produced 10 All-WAC performers and three All-Americans in Mel Daniels, Ron Nelson and Willie Long...before King's arrival at UNM, the Lobos had not had a winning season since 1953-54...never had a losing season at UNM...UNM has had just five losing seasons since King arrived...has been called the "Architect of Lobo Basketball."...biggest accomplishment was the building of University Arena, or The Pit, after UNM began winning under his auspices...in King's first three years at UNM, attendance doubled in Johnson Gym, prompting the construction of The Pit in 1965

AS AN ADMINISTRATOR

- Assistant Athletics Director at University of New Mexico (1972-73)
- Athletics Director at Indiana State University (1974-80)...the Sycamores advanced to the NCAA Championship in 1979 with Larry Bird leading the way - lost to Michigan State in the finals...during his tenure, King elevated the Indiana State football program to Division I status, ISU gained admittance to the Missouri Valley Conference, and interest and attendance improved at ISU basketball games

SPECIAL HONORS, CONTRIBUTIONS

- Officer in the Air Force (1943-46)
- Inducted into Albuquerque Sports Hall of Fame (1982)
- Inducted into UNM Athletic Hall of Honor (1987)

TOBY ROYBAL - A TRIBUTE TO #44

by J.D. Kailer

Albuquerque - Jan. 11, 1956

Toby Roybal, a slick 6-foot-2 senior guard from Santa Fe, scored a school-record 45 points tonight to lead the New Mexico Lobos to a stunning 92-79 Skyline Conference basketball win over Montana before 2,500 wild fans at Carlisle Gym. Roybal's record performance followed the 37 points he scored against Wyoming in the 80-71 victory at Laramie four nights earlier. Ironically, Roybal committed his final personal foul with 2:30 remaining. When Coach Bill Stockton walked out on the floor to shake Roybal's hand, the crowd gave the guard a two-minute standing ovation. Roybal's record totals: 13 FGs, 19 of 25 FTs, 45 points, 38 minutes.

Albuquerque - Jan. 12, 1956 - Picking up where he left off 24 hours earlier, Roybal scored 30 points to lead New Mexico to an easy 73-50 win over Montana. The Santa Fe product had scored a record 45 points the previous night. Grizzlies head coach Frosty Cox put two, sometimes three men, on the all-Skyline guard. Roybal answered the challenge by either passing to wide-open teammates or drawing a foul. His 30 points came on seven field goals and 16 of 21 free throws. In a five-day span against Wyoming and Montana, Roybal scored 110 points in three games.

Albuquerque - March 21, 1984 - The late-Toby Roybal was inducted into the Albuquerque Sports Hall of Fame before an overflow crowd at the Hilton Hotel. **Not only was the stellar athlete the 23rd H.O.F. inductee, but he was also the first UNM basketball player to have his jersey - No. 44 - retired.** Previously, No. 44 had been worn by Lobo standouts Ira Harge, Mel Daniels and Rich Pokorski. UNM athletics director John Bridgers presented the jersey to Roybal's widow, Dixie, at the banquet following the induction. Roybal died in 1962 at the age of 30 - a victim of a fast-spreading cancer.

Roybal was inducted into the University of New Mexico Athletic Hall of Honor in 1995.

THEY REMEMBERED TOBY ROYBAL...

"Toby was ungodly even as a freshman; one of the best to ever play at UNM. A great leaper who could hit on any shot from 5-6 feet. He was quick. It took three guys to contain him. He could have played on any team UNM ever had... '60s, '70s, '80s or '90s." — *Larry Tuttle, UNM 1950-52.*

"Forty-seven years ago, Toby Roybal was the best home-grown athlete New Mexico has ever produced. Things haven't changed. He is the greatest player in New

Mexico's basketball history, long before the three-pointer and bonus free throws." — *Jim Hulsman, former Albuquerque High head basketball coach.*

"I recruited Toby out of Santa Fe High. He had tremendous physical talents and he improved on them after two years in service. Despite the de-emphasis of sports at UNM in the early-1950s, Toby played a major role in keeping us competitive." — *Woody Clements, UNM head basketball coach, 1944-51, 1952-55.*

"He was something special. A player's player who could do everything. A starter on any Lobo team...then and now. He played in an era of no shot clock, no three-pointer, no bonus free throw. On a 1 to 10, he's a 10, easily ranking with the likes of Michael Cooper." — *Dave Syme, UNM 1955-57.*

"Easy-going, could jump like crazy, lead the fast break and dead-eye on shots around the key. He would be in the NBA today with all of their opportunities. He died too soon." — *Gene Golden, UNM 1953-55.*

"We grew up together in Santa Fe and were recruited by Coach Woody Clements. Toby was a 'natural' at basketball, track, football and baseball. His moves, like floating through the air on a jumper, were his own; no TV to watch and to copy a Michael Jordan. Toby learned from scratch and hours of practice." — *Ray Esquibel, UNM 1953-55.*

"He's as talented a player as any we have faced since I've been coaching at Utah." — *legendary coach Jack Gardner.*



GREG BROWN - NAISMITH AWARD WINNER

Remember, you're too small to play basketball, especially NCAA Division I basketball. Bunk. That's essentially what Greg Brown told those people who thought he was not big enough to play a game controlled by giants.

Greg Brown, 5-foot-7 Greg Brown, proved to all the naysayers that there is room for the little man in the game of basketball. Without Brown, New Mexico doesn't come close to winning a WAC title in 1994, the school's first in 16 years.

Praise rang from all over the country as Brown, a 1990 graduate of Albuquerque High School, progressed through his senior year. Four times he scored 30 or more. Brown tossed in 42 -- in 34 minutes -- against Texas-El Paso. He poured in 34 against New Mexico State. However, he saved his biggest games for BYU.

Brown had 35 in the Lobos' win in Albuquerque. In the title-clinching victory at Provo, the next-to-last-game of the season, Brown was awesome. He had 34 with 28 of those coming in the second half and overtime of the 84-82 triumph. Brown scored 20 of the Lobos' final 28 points, including 12 straight at one point. His three free throws -- after drawing a 3-point foul with six seconds left in regulation -- sent the game into overtime.

For all his efforts, Brown was named Western Athletic Conference and District 7 Player of the Year. He garnered honorable mention All-America recognition from the United States Basketball Writers and *The Sporting News*.

The crowning moment of Brown's collegiate career came when he was honored with the Frances Pomeroy Naismith Award, given to the nation's top senior in college basketball under 6-feet.



Greg Brown led the University of New Mexico to the 1994 Western Athletic Conference regular-season title.

GREG BROWN HONORS

- 1994 Frances Pomeroy Naismith Award
- WAC Player of the Year
- USBWA District 7 Player of the Year
- Honorable mention All-America, USBWA
- All-Underrated Team, Washington Post

Greg Brown Career Stats

Year	G	GS	FG	FGA	Pct.	3FG	3FGA	Pct.	FT	FTA	Pct.	Pts.	Avg	Off	Def	Tot	Avg	PF	DQ	A	TO	B	S	Min.
1992-93	28	27	90	206	.437	51	119	.429	39	46	.848	270	9.6	6	39	45	1.6	33	0	82	38	0	24	897
1993-94	31	31	195	416	.469	80	192	.417	129	158	.816	599	19.3	15	63	78	2.4	53	0	136	84	0	20	1190
Totals	59	58	285	622	.458	131	311	.421	168	204	.824	869	14.7	21	102	123	2.1	86	0	218	122	0	44	2087

CONFERENCE STATS LEADERS

Table with 3 columns: Individual (Year, Name, G, Pts, Avg), Team (Year, G, Pts, Avg), and various categories like Scoring, Rebounding, FG Percentage, 3-Point Field Goals, etc.

UNM IN THE NCAA STATS

Table with 3 columns: Individual (Top 50) (Year, Name, Rank, Pts, Avg), Team (Top 25) (Year, Rank, Pts, Avg), and various categories like Scoring, Rebounding, FG Percentage, 3-Point Field Goals, etc.

1950-51

Frank Kremer.....	G.....	Sr.....	10.1
John Leonard.....	G.....	Sr.....	8.7
Bill Swenson.....	C.....	Jr.....	7.7
Larry Tuttle.....	F.....	Jr.....	7.6
Ray Esquibel.....	F.....	Jr.....	6.4

1951-52

Larry Tuttle.....	F.....	Sr.....	14.4
Dan Darrow.....	F.....	Jr.....	na
Ross Black.....	G.....	Soph.....	na
Russ Nystedt.....	C.....	Soph.....	na
Bill Swenson.....	C.....	Sr.....	na

1952-53

Toby Roybal.....	G.....	Soph.....	12.6
Dan Darrow.....	F.....	Sr.....	12.3
Marv Spallina.....	G.....	Jr.....	10.6
Ross Black.....	G.....	Jr.....	10.0
Russ Nystedt.....	C.....	Jr.....	9.4

1953-54

Toby Roybal.....	G.....	Jr.....	15.6
Russ Nystedt.....	C.....	Sr.....	14.5
Marv Spallina.....	G.....	Sr.....	10.1
Ross Black.....	G.....	Sr.....	7.4
Bruce Wilson.....	C.....	Jr.....	6.9

1954-55

Ray Esquibel.....	F.....	Sr.....	12.4
Jack Waldron.....	F.....	Sr.....	9.9
Bruce Wilson.....	C.....	Sr.....	7.4
Oliver Lee.....	G.....	Jr.....	7.2
Dave Syme.....	G.....	Soph.....	6.0

1955-56

Toby Roybal.....	G.....	Sr.....	20.4
John Teel.....	F.....	Soph.....	12.2
Walt Schuman.....	F.....	Soph.....	9.1
Floyd Siegel.....	F.....	Soph.....	8.7
Walt Kincaid.....	F.....	Soph.....	8.1

1956-57

John Teel.....	F.....	Jr.....	15.8
Myrl Goodwin.....	C.....	Soph.....	12.8
Bob Martin.....	F.....	Soph.....	10.0
Joe Willmore.....	G.....	Soph.....	9.7
Walt Kincaid.....	F.....	Jr.....	7.4

1957-58

John Teel.....	F.....	Sr.....	14.2
Myrl Goodwin.....	C.....	Jr.....	11.7
Bob Martin.....	G.....	Jr.....	6.3
Bill Cates.....	F.....	Soph.....	4.8
Dale Caton.....	G.....	Jr.....	4.7

1958-59

Gig Brummell.....	G.....	Soph.....	10.5
Dean Dorsey.....	G.....	Soph.....	9.6
Fred Sims.....	F.....	Jr.....	8.3
Vic Kline.....	G.....	Soph.....	7.9
Dick Petersen.....	C.....	Jr.....	7.3

1959-60

Francis Grant.....	G.....	Soph.....	19.2
Tom King.....	F.....	Jr.....	12.9
Gig Brummell.....	G.....	Jr.....	10.8
Lanny Winters.....	G.....	Jr.....	10.8
Francis Coffee.....	F.....	Soph.....	9.1

1960-61

Francis Grant.....	F.....	Jr.....	17.1
Joe McKay.....	G.....	Soph.....	13.2
Tom King.....	F.....	Sr.....	11.1
Lanny Winters.....	G.....	Sr.....	9.7
Gig Brummell.....	G.....	Sr.....	5.0

1961-62

Francis Grant.....	G.....	Sr.....	15.8
Joe McKay.....	G.....	Jr.....	12.2
Mike Lucero.....	F.....	Soph.....	11.2
Clayborn Jones.....	F.....	Jr.....	10.2
Mike Dietmeier.....	G.....	Jr.....	7.7

1962-63

Ira Harge.....	C.....	Jr.....	21.1
Claude Williams.....	F.....	Jr.....	11.8
Joe McKay.....	G.....	Sr.....	10.3
Mike Lucero.....	F.....	Jr.....	8.1
Skip Kruzich.....	G.....	Soph.....	7.1

1963-64

Ira Harge.....	C.....	Sr.....	16.8
Claude Williams.....	F.....	Sr.....	13.8
Dick Ellis.....	G.....	Jr.....	10.5
Mike Lucero.....	F.....	Sr.....	10.2
Skip Kruzich.....	G.....	Jr.....	9.6

1964-65

Mel Daniels.....	C.....	Soph.....	17.0
Dick Ellis.....	G.....	Sr.....	14.4
Bill Morgan.....	F.....	Soph.....	10.9
Skip Kruzich.....	G.....	Sr.....	10.3
Ben Monroe.....	F.....	Soph.....	9.0

1965-66

Mel Daniels.....	C.....	Jr.....	21.2
Ben Monroe.....	F.....	Jr.....	13.5
Bill Morgan.....	F.....	Jr.....	12.9
Jim Patterson.....	G.....	Sr.....	11.6
Jim Howard.....	G.....	Sr.....	7.3

1966-67

Mel Daniels.....	F.....	Sr.....	21.5
Ben Monroe.....	G.....	Sr.....	14.5
Ron Nelson.....	G.....	Jr.....	8.2
Bill Morgan.....	F.....	Sr.....	7.2
Ron Sanford.....	C.....	Jr.....	6.6

1967-68

Ron Nelson.....	G.....	Sr.....	19.5
Ron Sanford.....	F.....	Jr.....	15.6
Greg Howard.....	C.....	Soph.....	14.4
Ron Becker.....	G.....	Soph.....	10.5
Howard Grimes.....	F.....	Jr.....	9.3

1968-69

Greg Howard.....	F.....	Jr.....	19.7
Ron Sanford.....	F.....	Sr.....	13.4
Petie Gibson.....	G.....	Soph.....	12.0
Willie Long.....	C.....	Soph.....	11.6
Ron Becker.....	G.....	Jr.....	11.5

1969-70

Willie Long.....	C.....	Jr.....	23.9
Ron Becker.....	F.....	Sr.....	16.2
Petie Gibson.....	G.....	Jr.....	12.0
John Somogyi.....	G.....	Soph.....	11.3
Howard Grimes.....	F.....	Sr.....	11.2

1970-71

Willie Long.....	C.....	Sr.....	23.9
Mike Faulkner.....	F.....	Jr.....	13.0
John Johnson.....	F.....	Sr.....	10.9
Harold Little.....	G.....	Jr.....	9.4
Petie Gibson.....	G.....	Sr.....	9.4

1971-72

Mike Faulkner.....	C.....	Sr.....	16.4
Harold Little.....	F.....	Sr.....	12.5
Darryl Minniefield.....	F.....	Jr.....	11.0
Tommy Roberts.....	G.....	Jr.....	9.8
Chester Fuller.....	G.....	Jr.....	7.1

1972-73

Darryl Minniefield.....	C.....	Sr.....	13.1
Bernard Hardin.....	F.....	Jr.....	12.5
Chester Fuller.....	G.....	Sr.....	12.0
Mark Saiers.....	F.....	Jr.....	10.0
Tommy Roberts.....	G.....	Sr.....	7.1

1973-74

Bernard Hardin.....	F.....	Sr.....	17.1
Bill Hagins.....	C.....	Jr.....	12.5
Mark Saiers.....	F.....	Sr.....	11.1
Gabe Nava.....	G.....	Sr.....	10.2
Wendell Taylor.....	G.....	Sr.....	9.1

1974-75

Bill Hagins.....	C.....	Sr.....	14.0
Rich Pokorski.....	F.....	Sr.....	13.3
Pat King.....	G.....	Sr.....	10.9
Bob Toppert.....	G.....	Sr.....	10.2
Dan Davis.....	G.....	Soph.....	5.9

1975-76

Larry Gray.....	F.....	Jr.....	14.3
George Berry.....	F.....	Sr.....	13.6
Ricky Williams.....	G.....	Soph.....	12.5
Dale Slaughter.....	G.....	Jr.....	8.2
Mike Patterson.....	C.....	Soph.....	5.9

1976-77

Marvin Johnson.....	F.....	Jr.....	19.8
Michael Cooper.....	G.....	Jr.....	15.1
Willie Howard.....	F.....	Sr.....	13.3
Billy Reid.....	G.....	Soph.....	10.7
Jimmy Allen.....	C.....	Jr.....	9.3

1977-78

Marvin Johnson.....	F.....	Sr.....	24.0
Michael Cooper.....	G.....	Sr.....	16.1
Willie Howard.....	F.....	Sr.....	13.0
Phil Abney.....	F.....	Jr.....	12.9
Russell Saunders.....	G.....	Jr.....	9.0

1978-79

Phil Abney.....	F.....	Sr.....	16.2
Larry Belin.....	C.....	Jr.....	15.7
Everette Jefferson.....	G.....	Jr.....	13.6
Russell Saunders.....	G.....	Sr.....	10.1
Andre Logan.....	F.....	Jr.....	7.9

1979-80

Kenny Page.....	F.....	Soph.....	28.0
Everette Jefferson.....	G.....	Sr.....	16.5
Jerome Henderson.....	G.....	Jr.....	13.6
Jim Williams.....	F.....	Sr.....	10.7
Michael Johnson.....	G.....	Fr.....	10.6

1980-81

Kenny Page.....	G.....	Jr.....	24.1
Jerome Henderson.....	C.....	Jr.....	14.3
Phil Smith.....	G.....	Fr.....	12.3
Tony Persley.....	F.....	Jr.....	7.8
Alan Dolensky.....	F.....	Fr.....	5.8

1981-82

Phil Smith.....	G.....	Soph.....	15.9
Don Brkovich.....	F.....	Jr.....	12.0
Tim Fullmer.....	F.....	Jr.....	8.4
Larry Tarrance.....	C.....	Sr.....	7.0
Craig Allison.....	F.....	Fr.....	7.0

1982-83

Phil Smith.....	G.....	Jr.....	12.9
Tim Garrett.....	F.....	Jr.....	12.5
George Scott.....	C.....	Jr.....	10.2
Michael Johnson.....	F.....	Jr.....	8.3
Don Brkovich.....	F.....	Sr.....	7.4

1983-84

Tim Garrett	F	Sr	15.4
Phil Smith	G	Sr	14.4
Alan Dolensky	F	Sr	12.9
Nelson Franse	G	Sr	10.8
Kelvin Scarborough	G	Fr	4.4

1984-85

Johnny Brown	F	Jr	15.4
George Scott	C	Sr	14.0
Hunter Greene	G	Soph	11.4
Kelvin Scarborough	G	Soph	10.6
Mike Winters	F	Soph	6.0

1985-86

Johnny Brown	F	Sr	20.9
Shawn Brooks	C	Soph	11.1
Kelvin Scarborough	G	Jr	10.8
Kelly Graves	G	Jr	6.9
Rob Loeffel	C	Fr	6.8

1986-87

Hunter Greene	F	Jr	21.1
Kelvin Scarborough	G	Sr	18.9
Kelly Graves	G	Sr	10.1
Rob Loeffel	C	Soph	9.7
Mike Winters	F	Sr	8.0

1987-88

Charlie Thomas	F	Jr	17.0
Hunter Greene	F	Sr	16.8
Rob Loeffel	C	Jr	10.3
Rob Robbins	G	Fr	8.9
Jimmy Rogers	G	Jr	7.6

1988-89

Charlie Thomas	F	Sr	16.5
Rob Robbins	G	Soph	15.8
Luc Longley	C	Soph	13.0
Darrell McGee	G	Jr	9.9
Willie Banks	G	Fr	9.3

1989-90

Luc Longley	C	Jr	18.4
Rob Robbins	G	Jr	14.0
Kurt Miller	F	Jr	11.6
Willie Banks	G	Soph	8.9
Darrell McGee	G	Sr	8.3

1990-91

Luc Longley	C	Sr	19.1
Rob Robbins	G	Sr	14.1
Willie Banks	G	Jr	12.9
Vladimir McCrary	F	Jr	9.5
Khari Jaxon	F	Soph	7.3

1991-92

Willie Banks	G	Sr	13.7
Steve Logan	G	Jr	12.5
Ike Williams	G	Jr	12.2
Will Scott	F	Jr	10.5
Khari Jaxon	C	Jr	9.9

1992-93

Ike Williams	G	Sr	15.9
Steve Logan	G	Sr	14.1
Khari Jaxon	F	Sr	11.5
Greg Brown	G	Jr	9.6
Canonchet Neves	F	Jr	7.8

1993-94

Greg Brown	G	Sr	19.3
Marlow White	G	Jr	17.0
Canonchet Neves	F	Sr	13.4
Charles Smith	G	Fr	10.1
Lewis LaMar	C	Sr	8.3

1994-95

Charles Smith	G	Soph	15.9
Marlow White	G	Sr	15.5
Clayton Shields	F	Fr	10.5
Brian Hayden	C	Sr	8.9
David Gibson	G	Fr	7.4

1995-96

Charles Smith	G	Jr	19.5
Kenny Thomas	C	Fr	14.7
Clayton Shields	F	Soph	14.5
Royce Olney	G	Soph	8.0
Greg Schornstein	F	Jr	7.6

1996-97

Charles Smith	G	Sr	17.5
Clayton Shields	F	Jr	15.5
Kenny Thomas	C	Soph	13.9
Lamont Long	G	Fr	9.2
David Gibson	G	Jr	7.5

1997-98

Kenny Thomas	C	Jr	16.8
Clayton Shields	F	Sr	16.7
Royce Olney	G	Sr	14.8
Lamont Long	G	Soph	14.1
Kevin Henry	G	Fr	5.9

1998-99

Kenny Thomas	C	Sr	17.8
Lamont Long	G	Jr	16.8
Kevin Henry	G	Soph	12.8
John Robinson II	G	Fr	10.2
Damion Walker	F	Jr	9.7

1999-00

Lamont Long	G	Sr	18.7
Damion Walker	P	Sr	12.6
Wayland White	F	Jr	9.7
Kevin Henry	G	Jr	9.0
Marlon Parmer	G	Fr	7.8

2000-01

Ruben Douglas	G	Soph	16.3
Eric Chatfield	G	Jr	12.9
Marlon Parmer	G	Soph	11.6
Wayland White	F	Sr	9.4
Tim Lightfoot	G	Jr	7.6

2001-02

Ruben Douglas	G	Jr	18.1
Marlon Parmer	G	Jr	12.8
Eric Chatfield	G	Sr	12.1
Patrick Dennehy	C	Soph	10.6
Jamaal Williams	F	Fr	7.7

2002-03

Ruben Douglas	G	Sr	28.0
Jamaal Williams	F	Soph	11.3
Mark Walters	G	Fr	9.5
Javin Tindall	G	Jr	9.1
David Chiotti	C	Fr	3.9

2003-04

Danny Granger	F	Jr	19.5
Javin Tindall	G	Sr	12.6
David Chiotti	F	Soph	12.5
Troy DeVries	G	Jr	10.7
Alfred Neale	F	Jr	8.8

2004-05

Danny Granger	F	Sr	18.8
Troy DeVries	G	Sr	11.0
Mark Walters	G	Jr	10.5
David Chiotti	F	Jr	10.4
Alfred Neale	F	Sr	10.3

2005-06

Mark Walters	G	Sr	15.5
David Chiotti	F	Sr	11.8
Tony Danridge	F	Soph	8.4
Joel Box	F	Jr	5.4
Kris Collins	G	Sr	5.2

2006-07

J.R. Giddens	G	Jr	15.8
Tony Danridge	F	Jr	12.5
Chad Toppert	G	Soph	9.5
Darren Prentice	G	Jr	8.9
Jamaal Smith	G	Jr	8.0

2007-08

J.R. Giddens	G	Sr	16.3
Chad Toppert	G	Jr	10.3
Daniel Faris	F	Jr	9.2
Jamaal Smith	G	Sr	8.8
Dairese Gary	G	Fr	7.8

2008-09

Tony Danridge	G	Sr	14.9
Daniel Faris	F	Sr	12.1
Chad Toppert	G	Sr	10.8
Roman Martinez	F	Jr	10.6
Dairese Gary	G	So	8.1

2009-10

Darlington Hobson	G	Jr	15.9
Roman Martinez	F	Sr	13.9
Dairese Gary	G	Jr	13.1
Phillip McDonald	G	Soph	10.4
A.J. Hardeman	F	Soph	7.0

2010-11

Dairese Gary	G	Sr	14.1
Drew Gordon	F	Jr	13.0
Kendall Williams	G	Fr	11.6
Phillip McDonald	G	Jr	10.9
A.J. Hardeman	F	Jr	7.6

2011-12

Drew Gordon	F	Sr	13.7
Kendall Williams	G	Soph	12.1
Tony Snell	G	Soph	10.5
Demetrius Walker	G	Soph	7.4
Jamal Fenton	G	Jr	6.5

2012-13

Kendall Williams	G	Jr	13.3
Tony Snell	G	Jr	12.5
Alex Kirk	C	Soph	12.1
Cameron Bairstow	F	Jr	9.7
Hugh Greenwood	G	Soph	7.0

2013-14

Cameron Bairstow	F	Sr	20.4
Kendall Williams	G	Sr	16.0
Alex Kirk	C	Jr	13.3
Cullen Neal	G	Fr	7.1
Hugh Greenwood	G	Jr	6.2

ABOUT THE 1963-64 LOBOS

The 1963-64 Lobos posted a record of 23-6 and finished runner up to Bradley in the NIT. The team boasted regular-season wins over such national powers as Kansas and Purdue. UNM opened the season by winning 11 of its first 12 games. The Lobos posted a 7-3 record in Western Athletic Conference play, tying Arizona State for their first conference title. UNM finished the season tied for 16th in the final UPI poll.



Front Row (L to R): John Bonano (Mgr.), Steve Bacchus, Jim Johnston, Skip Kruzich, Jim Howard, Phil Jordan. **Second Row:** Jim Patterson, Mike Lucero, Bruce Shimala, Don Wasson, Dick Ellis, Ed Edson. **Third Row:** Mike Dietmeier (Asst. Coach), Claude Williams, Ira Harge, Bob Zarr, Keith Sponholtz, Bob King (Head Coach), Sam Miranda (Asst. Coach).

ABOUT THE 1967-68 LOBOS

Picked to finish last in a preseason poll by conference coaches, New Mexico was the surprise of the WAC, if not the country. The Lobos started the season 17-0 to rank fourth in the nation, then won the WAC with an 8-2 record and finished the season 23-5. New Mexico made its first ever NCAA appearance and finished the year ranked sixth by AP and seventh by UPI.



Front Row (L to R): Bob King (Head Coach), Dave Culver, Larry Jones, Leonard Lopez, Keith Griffith, George Maes, Ron Nelson, Norm Ellenberger (Asst. Coach). **Second Row:** Jim Johnston (Asst. Coach), Ron Sanford, Robert Fullerton, Terry Schaafsma, Steve Shropshire, Ron Becker, Bob Leigh (Asst. Coach). **Third Row:** Chuck Wood (Mgr.), Cletus Tafoya (Mgr.), Howard Grimes, Greg Howard, Tow Diehm (Trainer).

ABOUT THE 1973-74 LOBOS

New Mexico posted a 22-7 overall record and went 10-4 in the Western Athletic Conference, winning the third WAC crown in school history. The Lobos averaged 84.2 points per game and boasted a winning margin of 12.3 points. UNM won its first ever NCAA Tournament game, advancing to the West Regional. The Lobos were ranked 18th in the final UPI poll. On six different occasions, the Lobos scored 100 or more points.



Front Row (L to R): Wendell Taylor, Bruce Hudson, Norm Ellenberger (Head Coach), Pat King, Gabe Nava. **Back Row:** Dennis Hodges (Asst. Coach), Bruce Battle, Mark Saiers, Bill Hagins, Paul Kruse, Mike Patterson, Rich Pokorski, Bernard Hardin, Bob Toppert, John Whisenant (Asst. Coach).

ABOUT THE 1977-78 LOBOS

Led by All-American Michael Cooper, New Mexico led the nation in scoring, averaging 97.5 points a game. UNM raced to its fourth WAC title with a 13-1 league mark. UNM finished the season 24-4 and ranked fourth in the nation by UPI, 12th by AP. The Lobos also boasted a 14-game winning streak during the season. The year ended with a first-round loss to unranked Cal State Fullerton in the NCAA Tournament.



Front Row (L to R): Jerome Shanks, Marvin Johnson, Phil Abney, Michael Cooper, Steve Davis, Norm Cacy. **Second Row:** Lee Prolow, Wil Smiley, Jimmy Allen, Willie Howard, Jim Williams. **Standing:** Norm Ellenberger (Head Coach), Pat King (Asst. Coach), Rick Wright (Coaching Aid), Mike Stewart, Gregg Polinsky, Russell Saunders, Phil Spradling, Mark Felix, Mark Villareal (Mgr.).


ABOUT THE 1993-94 LOBOS

Picked to finish fifth in the 10-team Western Athletic Conference in the preseason poll, New Mexico was a model of consistency as it captured the school's fifth conference championship and first in 16 years.

UNM was out of first place for only two weeks and was never lower than second in the league standings. Led by 5-7 point guard Greg Brown -- the WAC Player of the Year -- and a supporting cast overflowing with complementing players, the Lobos clinched the title the old-fashioned way: They earned it.

In the most unlikely of places -- Provo, Utah on the campus of BYU -- New Mexico staged one of its most miraculous comebacks in school history. The Lobos trailed by five with 25 seconds left, but managed to force overtime. UNM was in arrears by four in the extra period, but rallied again for a shocking 84-82 victory, the Lobos' first win in Provo in nine years.

New Mexico finished 23-8 for its eighth consecutive 20-win season. The Lobos advanced to the NCAA Tournament for the third time in four years. Brown also won the Frances Pomeroy Naismith Award given to the nation's top player under 6-feet while head coach Dave Bliss was recognized as WAC Coach of the Year.



Lewis LaMar cuts down the net, celebrating UNM's 1994 WAC championship. The Lobos returned home on a Sunday morning and found 4,500 fans waiting in The Pit to help them celebrate.



Seated (l. to r.): J.J. Griego, Frank Willis, David Sternlight, Lewis LaMar, Head Coach Dave Bliss, Canonchet Neves, Brian Hayden, Eric Thomas, Greg Schornstein, Standing (l. to r.): Manager J.J. DeTemple, Assistant Coach Doug Ash, Greg Brown, Scott Pritchett, Charles Smith, Jarrett Wendt, Marlow White, Cornelius Ausborne, David Gibson, Assistant Coach Tony Benford, Assistant Coach John McCullough, Manager Ellis Dawson.

ABOUT THE 2008-09 LOBOS

Picked to finish fifth in the Mountain West Conference preseason poll, the Lobos won their final five games of the regular season to tie BYU and Utah for the MWC title at 12-4.

Just two years removed from a 4-12 league mark and losing in the MWC Tournament play-in game, New Mexico claimed its first conference crown in 15 years, since winning the 1994 Western Athletic Conference championship.

After a 73-62 loss at BYU on Feb. 17, the Lobos were 7-4 in the MWC and knew they had to run the table to have a shot at the title.

The Lobos blasted San Diego State at home 75-49 in arguably their most complete game of the season. That was followed by a 76-62 home win over TCU.

Trailing at Colorado State by five points with 13 seconds left in regulation, the title chase was in serious jeopardy. However, UNM pulled out a dramatic 81-79 triumph in double overtime.

A roof-raising sellout crowd of 18,018 and senior Tony Danridge's career-high 29 points willed UNM to a 77-71 victory over league leader Utah. It was Danridge elevating his game four days later, scoring 29 again as the Lobos escaped Laramie with a hard-earned 74-73 decision over Wyoming and a share of the title.

New Mexico's 106th season ended with a tough 70-68 loss at Notre Dame in the second round of the NIT. UNM finished 22-12, its 17th 20-win campaign in the past 26 seasons. Head coach Steve Alford was recognized as MWC Coach of the Year.



Tony Danridge scored 29 points in the final two regular season wins over Utah and Wyoming to lead UNM to its first conference championship in 15 years.



Seated (l. to r.): Video coordinator Chris Monette, Assistant coach Chris Walker, Head Coach Steve Alford, Tony Danridge, Daniel Faris, Chad Toppert, Associate head coach Craig Neal, Assistant coach Ryan Miller, Director of Operations Duane Broussard. Standing (l. to r.): Dairese Gary, Chris Johansen, Curtis Dennis, Jonathan Wills, A.J. Hardeman, Kem Nweke, Will Brown, Roman Martinez, Phillip McDonald, Nate Garth.

ABOUT THE 2009-10 LOBOS

Picked to finish fifth in the Mountain West Conference preseason poll, the Lobos defied all the experts for the second year in a row. New Mexico won its second straight MWC regular-season title, this time in outright fashion for the first time since 1994.

The quest for the trophy was quite remarkable. After finishing 14-1 in the non-conference season and achieving the school's first national ranking in 11 seasons, UNM promptly started 0-2 in conference play with losses at San Diego State and at home to UNLV. The loss to the Runnin' Rebels ended a 19-game home winning streak.

Then, the improbable happened. The Lobos, with only one senior on the roster, never lost another conference game, streaking to the finish line with a school and MWC-record 14 consecutive wins in league play. That was seven consecutive home victories and seven straight conference road wins, also breaking a school and MWC mark. UNM finished 14-2.

New Mexico took down BYU twice when the Cougars were ranked in the top-13 in the nation. The most dramatic was in the penultimate game of the season at Provo, a venue UNM had not won at in 10 years. The Lobos prevailed 83-81. UNM also beat a nationally-ranked UNLV team 76-66 in Las Vegas.

Junior guard Darington Hobson was named MWC Player of the Year and Newcomer of the Year after averaging 14.9 points, an MWC-high 10.1 rebounds and 4.8 assists a game in MWC contests. He was also named to several All-America teams. Junior point guard Dairese Gary was a first team all-conference selection and a member of the all-MWC Defensive team. Senior Roman Martinez made more clutch plays than could be counted.

Head coach Steve Alford was recognized as MWC Coach of the Year for the second year in a row.

The Lobos finished 30-5, breaking a school standard for wins, and advanced to the NCAA Tournament for the first time since 2005 and won a tournament game for the first time since 1999.



Junior guard Darington Hobson was named MWC Player of the Year and Newcomer of the Year while becoming the first Lobo to lead the team in scoring, rebounding and assists in the same season.



Seated (l. to r.): Dairese Gary, video coordinator Chris Monette, Assistant coach Wyking Jones, Head Coach Steve Alford, Roman Martinez, Associate head coach Craig Neal, Assistant coach Ryan Miller, Director of Operations Duane Broussard, Nate Garth. Standing (l. to r.): Kevin Nelson, Curtis Dennis, Darington Hobson, Matt Staff, A.J. Hardeman, Will Brown, Chad Adams, Phillip McDonald, Jamal Fenton.

ABOUT THE 2011-12 LOBOS

In a season marked by two Mountain West trophies, championship rings, 28 wins, and an NCAA ride that took a Final Four Louisville team to the end, maybe the best part of New Mexico's 2011-12 season was really the way this gusty Steve Alford team continued to get better.

There were several ways to note the improvement curve these Lobos threw at the Mountain West and one way was turning the kiss-your-sister ending to the MW regular-season race into Lobo dominance at the Mountain West Tournament. The Lobos rolled the UNLV Rebels off their home court and beat San Diego State for the title and the automatic NCAA bid.

And Drew Gordon, the Lobos' 6-foot-9, double-double post, who was snubbed for MW Player of The Year honors, roared to the MW tourney MVP crown.

The Lobos ended the 2011-12 season better than any other MW team in another way, too - in the NCAA Tournament way. The Lobos were the only MW team to post an NCAA tournament win as SDSU and UNLV were knocked out in the first round.

And when the final ESPN/USA Today Coaches Poll was released, there was only one Mountain West team ranked: New Mexico. It was the 10th time in program history that UNM has finished the season ranked in the final coaches' poll, and the second time in the last three seasons. UNM was ranked No. 21 in the final AP Poll released prior to the start of the NCAA Tournament.

Alford's Lobos continued to show grit on the road by posting 14 wins away from The Pit which broke the program's record of 13 set two seasons earlier by Alford's Lobos.

The job Alford did with this Lobo team probably rivals what he did in 2010 when UNM dropped its first two league games and then finished 14-2.

UNM finished 14th nationally in scoring defense (59.3 points per game), rebound margin (+6.3), seventh in field goal percentage defense (.384) and sixth in scoring margin (+13.4). UNM's 28-7 record, an .800 winning percentage, was 14th nationally, and UNM's 16.4 assists per game ranked 10th.

Gordon recorded 19 double-doubles on the season, good for 10th nationally, and his 11.1 rebounds per game were fourth nationally.

The 59.3 points allowed per game mark is the lowest ever in the shot clock era, and the lowest total since allowing 59.2 points in the 1983-84 season. The .384 defensive field goal percentage marked the first time that UNM has held opponents for an entire season under 40% shooting since the 1964-65 season (.367).



Senior forward Drew Gordon was named Conference Tournament MVP



Seated (l. to r.): Video Administrator Craig Snow, Assistant Coach Duane Broussard, Head Coach Steve Alford, Phillip McDonald, Drew Gordon, A.J. Hardeman, Associate Head Coach Craig Neal, Assistant Coach Ryan Miller, Director of Operations Drew Adams. Standing (l. to r.): Jamal Fenton, Kendall Williams, Hugh Greenwood, Chad Adams, Tony Snell, Alex Kirk, Cameron Bairstow, Emmanuel Negedu, Kory Alford, Dominique Dunning, Demetrius Walker, Chris Perez.

ABOUT THE 2012-13 LOBOS

It was another year of multiple championships, with a pair of Mountain West titles for the second straight year to go along with UNM's first in-season tournament win under Steve Alford.

The Lobos scratched and clawed their way to a 29-6 record, the second-most wins in school history. None seemed easy, and all were the product of a scrappy team that won despite shooting just .423 from the field for the season. The Lobos found themselves in the national spotlight and behind the 8-ball on opening night/morning, as UNM was down 10-0 to Davidson in a season-opener that started at midnight as a part of ESPN's 24 Hours of College Hoops Madness. However, UNM pulled off the second-largest second half comeback in school history (coming back from down 16) in what was the first of 12 straight wins to open the season.

Three of those 12 were in the Paradise Jam, where UNM beat nationally-ranked Connecticut in the title game. That UNM was even in the title game was a slight miracle in itself, as the Lobos were down five points with under 15 seconds left, but a Kendall Williams three, a Williams steal and a Tony Snell three with 1.8 seconds left gave the Lobos the win over George Mason.

UNM entered conference play at 13-2, and rolled to a 13-3 conference mark, winning a projected close title race going away. In a game that basically decided the regular season title, Kendall Williams drained a school-record 10 threes and 46 points at Colorado State.

In the conference tournament, UNM swept its way to a second straight tournament win, beating UNLV on its home floor in the finals after a superb tournament performance from MVP Tony Snell.

The Lobos entered the national tournament with a school-record tying 3-seed, and a No. 10 national ranking, but UNM's shooting struggled final caught up to it in a 68-62 loss to Harvard in Salt Lake City in the NCAA Tournament.

However, that result didn't spoil a season which saw Williams earn Conference MVP honors, Alford Coach of the Year, and Snell declaring for the draft and becoming a first-round selection of the Chicago Bulls.

For the second straight year, the Lobos held opponents under 40% shooting from the field, and center Alex Kirk rebounded from a missed season to become one of the nation's best centers with nine double-doubles and earning Mountain West All-Defensive honors and All-District honors as well. The season also ended with a coaching switch, as long-time Associate Head Coach Craig Neal took the reigns of the program from Alford, putting one of the game's most respected names in charge of one of the most consistent programs over the last six years.



Junior guard Tony Snell was named Conference Tournament MVP



Seated (l. to r.): Video Administrator Craig Snow, Assistant Coach Duane Broussard, Head Coach Steve Alford, Phillip McDonald, Drew Gordon, A.J. Hardeman, Associate Head Coach Craig Neal, Assistant Coach Ryan Miller, Director of Operations Drew Adams. Standing (l. to r.): Jamal Fenton, Kendall Williams, Hugh Greenwood, Chad Adams, Tony Snell, Alex Kirk, Cameron Bairstow, Emmanuel Ngedu, Kory Alford, Dominique Dunning, Demetrius Walker, Chris Perez.

1984 (No. 3 seed)
Site: Albuquerque
 New Mexico 56, Utah 45
Site: El Paso
 New Mexico 64, BYU 55
 UTEP 44, New Mexico 38 (championship)

1985 (No. 3 seed)
Site: Albuquerque
 New Mexico 62, Colorado State 56
Site: El Paso
 San Diego State 98, New Mexico 84

1986 (No. 5 seed at Laramie, Wyo.)
 New Mexico 79, BYU 68
 Wyoming 56, New Mexico 54

1987 (No. 3 seed at Albuquerque)
 New Mexico 92, Colorado State 77
 New Mexico 93, BYU 86
 Wyoming 64, New Mexico 62 (championship)

1988 (No. 5 seed at Provo, Utah)
 UTEP 74, New Mexico 61

1989 (No. 3 seed at Salt Lake City)
 New Mexico 74, Air Force 60
 UTEP 89, New Mexico 57

1990 (No. 5 seed at El Paso)
 UTEP 78, New Mexico 61

1991 (No. 3 seed at Laramie, Wyo.)
 Hawai'i 68, New Mexico 67

1992 (No. 3 seed at Fort Collins, Colo.)
 New Mexico 89, Wyoming 83
 UTEP 83, New Mexico 72

1993 (No. 3 seed at Delta Center / Salt Lake City)
 New Mexico 72, Fresno State 48
 New Mexico 68, BYU 59
New Mexico 76, UTEP 65 (championship)

1994 (No. 1 seed at Delta Center / Salt Lake City)
 New Mexico 61, San Diego State 46
 Hawai'i 61, New Mexico 58

1995 (No. 5 seed at Albuquerque)
 New Mexico 63, Wyoming 56
 Utah 86, New Mexico 50

1996 (No. 2 seed at Albuquerque)
 New Mexico 94, San Diego State 75
 New Mexico 104, Fresno State 99 (3OT)
New Mexico 64, Utah 60 (championship)

1997 (No. 3 seed - Mountain Division - Las Vegas)
 New Mexico 103, San Jose State 70
 New Mexico 65, Hawai'i 57
 Utah 72, New Mexico 70

1998 (No. 2 seed - Mountain Division - Las Vegas)
 New Mexico 60, Tulsa 59
 New Mexico 80, TCU 73
UNLV 56, New Mexico 51 (championship)

1999 (No. 2 seed - Pacific Division - Las Vegas)
 New Mexico 51, Rice 49
 New Mexico 57, SMU 56
 Utah 60, New Mexico 45 (championship)

2000 (No. 3 seed at Las Vegas)
 BYU 55, New Mexico 43

2001 (No. 4 seed at Las Vegas)
 New Mexico 76, Colorado State 65
 New Mexico 56, Utah 53
 BYU 69, New Mexico 65 (championship)

2002 (No. 6 seed at Las Vegas)
 UNLV 120, New Mexico 117 (2OT)

2003 (No. 7 seed at Las Vegas)
 BYU 71, New Mexico 56

2004 (No. 5 seed at Denver)
 UNLV 55, New Mexico 53

2005 (No. 2 seed at Denver)
 New Mexico 85, BYU 71
 New Mexico 77, San Diego State 67
New Mexico 60, Utah 56 (championship)

2006 (No. 5 seed at Denver)
 UNLV 65, New Mexico 64

2007 (No. 9 seed at Las Vegas)
 TCU 62, New Mexico 54

2008 (No. 3 seed at Las Vegas)
 Utah 82, New Mexico 80 (OT)

2009 (No. 3 seed at Las Vegas)
 Wyoming 75, New Mexico 67

2010 (No. 1 seed at Las Vegas)
 New Mexico 75, Air Force 69
 San Diego State 72, New Mexico 69

2011 (No. 5 seed at Las Vegas)
 New Mexico 67, Colorado State 61
 BYU 87, New Mexico 76

2012 (No. 2 seed at Las Vegas)
 New Mexico 79, Air Force 64
 New Mexico 72, UNLV 67
New Mexico 68, San Diego State 59 (championship)

2013 (No. 1 seed at Las Vegas)
 New Mexico 59, Wyoming 46
 New Mexico 60, San Diego State 50
New Mexico 63, UNLV 56 (championship)

2014 (No. 2 seed at Las Vegas)
 New Mexico 93, Fresno State 77
 New Mexico 70, Boise State 67
New Mexico 64, San Diego State 58 (championship)

CONFERENCE TOURNAMENT RECORD BREAKDOWN

Overall: 38-25 / 16-11 MW
First Round: 1-1 / 0-1 MW
Quarterfinals: 20-10 / 7-7 MW
Semifinals: 11-9 / 5-2 MW
Championship: 6-5 / 4-1 MW

vs. Air Force 3-0 / 2-0 MW
 vs. Boise State..... 1-0 / 1-0 MW
 vs. BYU 5-4 / 1-4 MW
 vs. Colorado State..... 4-0 / 2-0 MW
 vs. Fresno State 3-0 / 1-0 MW
 vs. UNLV 2-4 / 2-3 MW
 vs. San Diego State 6-2 / 4-1 MW
 vs. TCU 1-1 / 0-1 MW
 vs. Utah 4-4 / 2-1 MW
 vs. Wyoming 3-3 / 1-1 MW
 vs. Hawai'i 1-2
 vs. Rice..... 1-0
 vs. San Jose State..... 1-0
 vs. SMU 1-0
 vs. UTEP 1-5
 vs. Tulsa 1-0

at Albuquerque..... 8-2
 at Denver 3-2 / 3-2 MW
 at El Paso 1-3
 at Fort Collins 1-1
 at Laramie 1-2
 at Las Vegas 19-12 / 13-9 MW
 at Provo 0-1
 at Salt Lake City 5-2

2015 MOUNTAIN WEST MEN'S BASKETBALL CHAMPIONSHIP
 WEDNESDAY - SATURDAY, MARCH 11-14
 THOMAS & MACK CENTER
 LAS VEGAS, NEVADA



All times Pacific and subject to change.

** There will be a minimum of 24 minutes between games, should the first game go into overtime or run more than 2 hours.

LOBO RECORDS IN CONFERENCE TOURNAMENTS

INDIVIDUAL

Points	33, Clayton Shields vs. San Diego State, March 7, 1996
FGM	12, Tim Garrett vs. Brigham Young, March 9, 1984 12, Ike Williams vs. Brigham Young, March 12, 1993 12, Ruben Douglas vs. UNLV, March 7, 2002
FGA	26, Hunter Greene vs. San Diego State, March 8, 1985
FG% (5 made)	85.7 (6-7), Will Scott vs. Texas-El Paso, March 13, 1992 85.7 (12-14), Ike Williams vs. Brigham Young, March 12, 1993 85.7 (6-7), Royce Olney vs. Fresno State, March 8, 1996
3-Pt. FGM	5, Rob Robbins vs. Air Force, March 9, 1989 5, Rob Robbins vs. Texas-El Paso, March 8, 1990 5, Clayton Shields vs. San Diego State, March 7, 1996 5, Royce Olney vs. San Jose State, March 4, 1997 5, Tony Snell vs. San Diego State, March 15, 2013 5, Tony Snell at UNLV, March 16, 2013
3-Pt. FGA	12, Marlow White vs. Utah, March 10, 1995
3-Pt. FG %	71.4 (5-7), Royce Olney vs. San Jose State, March 4, 1997 71.4 (5-7), Tony Snell at UNLV, March 16, 2013
FTM	15, Cameron Bairstow vs. Boise State, March 14, 2014
FTA	18, Cameron Bairstow vs. Boise State, March 14, 2014
FT% (8 made)	100.0 (10-10), Steve Logan vs. Texas-El Paso, March 13, 1993 100.0 (8-8), Charles Smith vs. Fresno State, March 8, 1996 100.0 (8-8), Ruben Douglas vs. Colorado State, March 8, 2001
Rebounds	18, Lewis LaMar vs. San Diego State, March 10, 1994
Assists	12, Mark Walters vs. Brigham Young, March 10, 2005
Blocks	5, Danny Granger vs. San Diego State, March 11, 2005
Steals	6, Charles Smith vs. Fresno State, March 8, 1996 6, David Gibson vs. TCU, March 6, 1998

TEAM

Points	117 vs. UNLV, March 7, 2002
FGM	46 vs. UNLV, March 7, 2002
FGA	87 vs. UNLV, March 7, 2002
FG%	65.6 (42-64) vs. San Jose State, March 4, 1997
3-Pt. FGM	12 vs. San Diego State, March 7, 1996 12 vs. Fresno State, March 8, 1996 31 vs. Hawai'i, March 11, 1994
3-Pt. FGA	55.6 (10-18) vs. BYU, March 10, 2005
3-Pt. FG%	31 vs. Fresno State, March 13, 2014
FTM	31 vs. Air Force, March 8, 2012
FTA	38 vs. Fresno State, March 13, 2014 38 vs. Utah, March 13, 2008
FT% (10 made)	92.9 (13-14) vs. UNLV, March 11, 2004
Rebounds	60 vs. UNLV, March 7, 2002
Assists	26 vs. BYU, March 10, 2005
Blocks	6 vs. Fresno State, March 13, 2013 6 vs. Texas-El Paso, March 13, 1992 6 vs. Fresno State, March 8, 1996
Steals	15 vs. Fresno State, March 8, 1996 15 vs. TCU, March 6, 1998
Largest Winning Margin	33 (103-70) vs. San Jose State, March 4, 1997
Largest Losing Margin	36 (86-50) vs. Utah, March 10, 1995



Kenny Thomas
WAC Tournament MVP • 1996 & 1998



Danny Granger
2005 MW Tournament MVP



Drew Gordon
2012 MW Tournament MVP



Tony Snell
2013 MW Tournament MVP



Cameron Bairstow
2014 MW Tournament MVP

NCAA CHAMPIONSHIP RESULTS

Year	Winner	Runner-up	Score
1939	Oregon	Ohio State	46-33
1940	Indiana	Kansas	60-42
1941	Wisconsin	Washington State	39-34
1942	Stanford	Dartmouth	53-38
1943	Wyoming	Georgetown	46-34
1944	Utah	Dartmouth	42-20
1945	Oklahoma A&M	NYU	49-45
1946	Oklahoma A&M	North Carolina	43-40
1947	Holy Cross	Oklahoma	58-47
1948	Kentucky	Baylor	58-42
1949	Kentucky	Oklahoma A&M	46-36
1950	C.C.N.Y.	Bradley	71-68
1951	Kentucky	Kansas State	68-58
1952	Kansas	St. John's	80-63
1953	Indiana	Kansas	69-68
1954	LaSalle	Bradley	92-76
1955	San Francisco	LaSalle	77-63
1956	San Francisco	Iowa	83-71
1957	North Carolina	Kansas	51-50 (3 OT)
1958	Kentucky	Seattle U.	84-72
1959	California	West Virginia	71-70
1960	Ohio State	California	75-55
1961	Cincinnati	Ohio State	70-65 (OT)
1962	Cincinnati	Ohio State	71-59
1963	Loyola (Chicago)	Cincinnati	60-58 (OT)
1964	UCLA	Duke	98-83
1965	UCLA	Michigan	91-80
1966	Texas Western	Kentucky	72-65
1967	UCLA	Dayton	79-64
1968	UCLA	North Carolina	78-55
1969	UCLA	Purdue	92-72
1970	UCLA	Jacksonville	80-69
1971	UCLA	Villanova	68-62
1972	UCLA	Florida State	81-76
1973	UCLA	Memphis State	87-66
1974	North Carolina State	Marquette	76-64
1975	UCLA	Kentucky	92-85
1976	Indiana	Michigan	86-68
1977	Marquette	North Carolina	67-59
1978	Kentucky	Duke	94-88
1979	Michigan State	Indiana State	75-64
1980	Louisville	UCLA	59-54 (OT)
1981	Indiana	North Carolina	63-50
1982	North Carolina	Georgetown	63-62
1983	North Carolina State	Houston	54-52
1984	Georgetown	Houston	84-75
1985	Villanova	Georgetown	66-64
1986	Louisville	Duke	72-69
1987	Indiana	Syracuse	74-73
1988	Kansas	Oklahoma	83-79
1989	Michigan	Seton Hall	80-79 (OT)
1990	UNLV	Duke	103-73
1991	Duke	Kansas	72-65
1992	Duke	Michigan	71-51
1993	North Carolina	Michigan	77-71
1994	Arkansas	Duke	76-72
1995	UCLA	Arkansas	89-78
1996	Kentucky	Syracuse	76-67
1997	Arizona	Kentucky	84-79 (OT)
1998	Kentucky	Utah	78-69
1999	Connecticut	Duke	77-74
2000	Michigan State	Florida	89-76
2001	Duke	Arizona	82-72
2002	Maryland	Indiana	64-52
2003	Syracuse	Kansas	81-78
2004	Connecticut	Georgia Tech	82-73
2005	North Carolina	Illinois	75-70
2006	Florida	UCLA	73-57
2007	Florida	Ohio State	84-75
2008	Kansas	Memphis	75-68 (OT)
2009	North Carolina	Michigan State	89-72
2010	Duke	Butler	61-59
2011	Connecticut	Butler	53-41
2012	Kentucky	Kansas	67-59
2013	Louisville	Michigan	82-76
2014	Connecticut	Kentucky	60-54



The late Jim Valvano, former head coach at North Carolina State, celebrating the Wolfpack's 54-52 national title over Houston in The Pit in 1983.

NCAA Tournament In The Pit

Year	Score	Attendance
1968 West Regional		
UCLA 58, New Mexico State 49		15,345
Santa Clara 86, New Mexico 73		
New Mexico State 62, New Mexico 58		15,010
UCLA 87, Santa Clara 66		
1978 West Regional		
Arkansas 74, UCLA 70		17,750
Cal State Fullerton 75, San Francisco 72		
Arkansas 61, Cal State Fullerton 58		18,144
1983 Final Four		
North Carolina State 67, Georgia 60		17,300
Houston 94, Louisville 81		
North Carolina State 54, Houston 52		17,327
1985 West First & Second Rounds		
Texas-El Paso 79, Tulsa 75		11,932
North Carolina State 65, Nevada 56		
Alabama 50, Arizona 41		12,256
Virginia Commonwealth 81, Marshall 65		
Alabama 63, Virginia Commonwealth 59		13,833
North Carolina State 86, Texas-El Paso 73		
1992 West Regional		
Indiana 85, Florida State 74		15,914
UCLA 85, New Mexico State 78		
Indiana 106, UCLA 79		16,160
1996 West First & Second Rounds		
Syracuse 88, Montana State 55		14,283
Drexel 75, Memphis 63		
Purdue 73, Western Carolina 71		14,762
Georgia 81, Clemson 74		
Georgia 76, Purdue 69		15,792
Syracuse 69, Drexel 58		
2000 West Regional		
Wisconsin 61, LSU 48		16,004
Purdue 75, Gonzaga 66		
Wisconsin 64, Purdue 60		16,004
2002 First and Second Rounds		
Missouri 93, Miami (Fla.) 80		13,661
Ohio State 69, Davidson 64		
Wyoming 73, Gonzaga 66		15,626
Arizona 86, UC Santa Barbara 81		
Missouri 83, Ohio State 67		15,867
Arizona 68, Wyoming 60		
2005 Albuquerque Regional		
Louisville 93, Washington 79		15,792
West Virginia 65, Texas Tech 60		
Louisville 93, West Virginia 85 (OT)		15,896
2012 Second and Third Rounds		
Wisconsin 73, Montana 49		10,774
Vanderbilt 79, Harvard 70		
Baylor 68, South Dakota State 60		11,839
Colorado 68, UNLV 64		
Wisconsin 60, Vanderbilt 57		12,128
Baylor 80, Colorado 63		

The University of New Mexico has an 8-15 record in 14 NCAA Tournament appearances. Here's a summary of the Lobos' NCAA

Tournament showings:

1968 -- New Mexico's first exposure in the NCAA Tournament came under head coach Bob King in 1968. King was named WAC Coach of the Year after capturing the WAC crown with an impressive 23-5 overall record. The Lobos were 7th in the national rankings and also had the advantage of playing on their home floor in the West Regional. UNM lost the first night to Santa Clara, 86-73, as its star center Greg (Stretch) Howard was ineligible to play due to the NCAA rule that did not allow transfers to play in postseason games. In the consolation game, UNM fell to intrastate rival New Mexico State, 68-62, a team it had beaten twice during the regular season. The Aggies had lost the night before to Lew Alcindor-led UCLA, which went on to win the national title.

1974 -- The 1974 WAC championship team finished 22-7 and 18th in the polls. The Lobos traveled to Pocatello, Idaho, and defeated Idaho State, 73-65 in the first round. From there it was on to Tucson for the West Regional where the Lobos lost a heartbreaker to San Francisco in the last 22 seconds, 64-61. UNM redeemed itself the following night by winning the consolation game over Dayton, 66-61. The Flyers had taken UCLA into triple overtime the previous night.

1978 -- A 13-1 conference mark (24-3 overall) earned the Lobos a Western Athletic Conference title and a trip to Tempe, Arizona. UNM's first-round opponent was Cal State Fullerton, which became that year's Cinderella team. Had the Lobos defeated the Titans, they would have returned home to Albuquerque for the West Regional and 18,000 hometown fans. But in one of the biggest upsets of the year, unranked Fullerton dumped 4th-ranked New Mexico 90-85. The Titans advanced to Albuquerque where they upset San Francisco then lost to Final Four participant Arkansas by three points in the regional final.

1991 -- New Mexico made its first appearance in 13 years by receiving an at-large bid with a 20-9 record. Seeded 14th in the East Region, New Mexico faced No. 3 seed Oklahoma State in the first round at College Park, Md. The game was tied at halftime, 26-26, however, the Cowboys' second-half defense was too much for the Lobos in the 67-54 loss. Luc Longley had 16 points and 9 rebounds in his final collegiate game. OSU advanced to the Sweet 16 before falling to Temple.

1993 -- The Lobos received an automatic bid to the tournament by winning the WAC Tournament in Salt Lake City. Entering the tournament with a 23-7 record, UNM was ranked 21st by the Associated Press and received a No. five seed. The Lobos drew 12th-seeded George Washington as its first-round opponent in the West Region at Tucson, Ariz. New Mexico was in trouble before the team bus ever got to the McKale Center. Several Lobos, including starters Khari Jaxon and Steve Logan, were afflicted by food poisoning from a meal eaten the night before. That malady and the Colonials' brawn proved to be the difference in the 82-68 defeat. George Washington eventually lost to national runnerup Michigan in the Sweet 16.

1994 -- UNM advanced to the NCAA West Regional in Sacramento, Calif., on the strength of its regular-season WAC title. The 23-6 Lobos were a No. 10 seed and faced the 16-11 Virginia Cavaliers, the No. 7 seed. Five minutes into the second half, New Mexico appeared primed to snap its three-game NCAA Tournament victory drought and advance in the tourney for the first time since 1974. Outplaying the stronger Cavaliers, UNM forged a 41-26 lead five minutes into the second half on the strength of freshman Charles Smith. That's when the 3-pointers stopped falling. After making 6 of its first 15, UNM missed its last 10. The Lobos still led 54-49 with 2:46 remaining. However, in the last two minutes UNM turned it over once and missed its last five shots, including three game-tying 3-pointers in the final 12 seconds. The result was a tough 57-54 loss and an early exit. Smith led UNM with 20 points.

1996 -- The Lobos' four-game, 22-year victory drought in the NCAA Tournament came to a resounding halt in the East Regional in Richmond, Va. UNM won the WAC Tournament in Albuquerque and took a gaudy 27-4 record and an AP ranking of No. 23 into the tourney. New Mexico was a No. 7 seed and faced 10th-seeded Kansas State in the first round. UNM trailed early but rallied for a 31-30 halftime lead. It was still close at 43-41 when the Lobo defense took over. K-State was held to just one field goal the final 13:34 of the game as UNM closed with a 26-7 run and a convincing 69-48 victory. Sophomore forward Clayton Shields had 25 points and 10 rebounds. KSU shot just 29% (15-52) from the floor.

The Lobos' were rewarded by playing No. 2 seed and fourth-ranked Georgetown in the second round. New Mexico's magic continued in the first half against the Hoyas as it was a 35-32 ballgame in the Lobos' favor at intermission. Georgetown All-America Allen Iverson, the Hoyas' superior strength and foul trouble to UNM freshman center Kenny Thomas crippled the Lobos' chances in the second half. Iverson scored 19 of his 25 points in the final 20 minutes and Thomas picked up two personals in the first three minutes as the lead slipped away. Georgetown prevailed 73-62 to advance to the Sweet Sixteen. Shields led the Lobos again with 19 points. Due to foul trouble, Thomas was limited to only 37 minutes in the two tournament games. UNM finished with a 28-5 ledger, setting a school-record for victories.

1997 -- The Lobos were sent to the East Region for the second straight year, playing at the Civic Arena in Pittsburgh, Pa. UNM received an at-large berth as a No. 3 seed, the highest for the Lobos since the NCAA began the seeding process in 1979. New Mexico got past No. 14 seed Old Dominion in the first round, 59-55. Kenny Thomas' rebound and two free throws with two seconds remaining sealed the victory. Thomas had 15 points and 8 rebounds while freshman Lamont Long added 14 points and 9 boards.

UNM met No. 6 seed Louisville in the second round and came within a basket of

advancing to the Sweet Sixteen for only the second time in school history. Trailing 64-63, the Lobos forced a Louisville turnover with 16 seconds remaining. UNM's set play coming out of the timeout broke down, and point guard David Gibson was forced to take an awkward shot driving to the basket, which missed. It marked the first time in 23 games that UNM led at halftime and lost. It was also the first time in 20 contests that New Mexico fell while holding an opponent to less than 70 points. Thomas, who fouled out with three personals in the second half, his third and fourth in a span of 22 seconds, and his fifth occurring during a Louisville free throw, had just 8 points and 3 rebounds. Senior Charles Smith had 16 points and 7 rebounds in his final game as a Lobo. Long again led UNM in rebounds with 8.

1998 -- The Lobos took a 23-7 record into their fifth NCAA Tournament in the past six seasons. UNM was sent to the South Region in Lexington, Ky., where it was a No. 4 seed, and faced Butler University in the first round.

UNM won 79-62, however, all did not look good early in the second half. Kenny Thomas, who finished with just three points and five rebounds, was on the bench with three fouls. Senior point guard David Gibson had to leave the game with 18:16 left after suffering a concussion and a broken right middle finger on a drive to the basket. The score was tied at 40-40 when the Lobos went on a 12-0 run to salt the game away. Some unlikely heroes stepped up. Senior post Ben Baum scored a season-high 14 points, making all three of his 3-point attempts, and tied a career-high with six rebounds. Freshman guard Tom Starkey, who had played just 35 minutes in nine games before the tournament, scored five points and grabbed a career-high seven rebounds in a career-best 13 minutes. Freshman guard Kevin Henry, normally the 2-guard, was forced to the point in the second half when Gibson went out. Henry responded with 14 points, while setting career-highs for FTs made (9), FT attempts (10) and assists (5). Sophomore Lamont Long led UNM with 22 points.

The Lobos advanced to the second round for the third straight season where they met Syracuse. UNM could never crack the Orangemen's 2-3 zone in the 56-46 setback. New Mexico converted just 14 of 55 shots (25.5%) overall and 6 of 25 from 3-point. Thomas had 12 points and 12 rebounds. Long added 11 points and 11 caroms.

1999 - The Lobos advanced to their fourth straight NCAA Tournament and seventh in the decade of the '90s. That streak was in serious jeopardy earlier in the season. Following a road loss at Hawai'i, the Lobos were 17-6 and had dropped four of five decisions. An upswing ensued, however, as UNM closed the regular season by winning five of its last six. Add an improbable run to the championship game of the WAC Tournament, and UNM locked up its 10th tournament berth.

Advancing as an at-large selection, New Mexico took a 24-8 record in the tournament. Surprisingly, the Lobos were kept in the West Region where they faced Missouri in the first round in Denver. Lamont Long's 8-foot jumper with six seconds left provided the margin in the 61-59 victory. Long paced UNM with 17 points and a season-high 12 rebounds. Senior Kenny Thomas had his finest showing in the NCAA Tournament with 20 points, 10 rebounds and four blocks before fouling out with 1:31 to go. New Mexico joined Cincinnati, Kansas, Kentucky, Purdue, Stanford and Utah as the only schools to win at least one NCAA Tournament game every year since 1996.

UNM fell to eventual national champ Connecticut 78-56, in a second-round matchup. UConn raced to a 17-0 lead and never looked back. The Huskies were ranked third in the polls and came in as the West's No. 1 seed. The Lobos shot a season-low 26.3% (15-57) from the floor and only 19% (4-21) from 3-point. After a stellar performance in the first round, Thomas was held without a field goal for the only time in his 123-game collegiate career. He finished with one point and 11 rebounds. Damion Walker came off the bench to lead the Lobos with 21 points.

2005 - After a six-year absence, New Mexico returned to the NCAA Tournament for the 11th time in school history off a strong run through the Mountain West Conference Tournament. This was also the first appearance in the NAAs for head coach Ritchie McKay, either as a player, an assistant, or a head coach. Despite posting a 26-7 record, the second most wins in school history, the Lobos were given a No. 12 seed in the Syracuse Regional.

pulled to within 52-47 with 29 seconds left, but they couldn't overcome their dismal start, falling to the Wildcats, 55-47. Danny Granger led New Mexico with 15 points and Mark Walters had 14 - all in the second half.

2010 - UNM returned to the Big Dance for the first time in five seasons after winning its second consecutive Mountain West Conference regular-season title. Despite losing in the semifinals of the MWC Tournament, the Lobos earned a No. 3 seed as an at-large team based on their 29-4 overall record and strong schedule that included a 6-0 mark against top-25 teams.

UNM drew a stubborn Montana team in an East Region first round game at San Jose, Calif. Roman Martinez had 19 points, six rebounds and four assists and the Lobos overcame a shaky start to beat the 14th-seeded Grizzlies 62-57. Darington Hobson added 11 points, 11 rebounds and six assists while playing with a sprained left wrist for the Lobos, who used a 17-0 run after halftime to briefly break open the game after trailing by a point at the break.

Martinez made three 3-pointers, including one with 7:44 to play, and Dairese Gary converted seven free throws over the final 3:36 as New Mexico staved off an upset. The Lobos won despite shooting 41.5% from the floor (22-53), 25% (5-20) from 3-point, 56.5% (13-23) from the FT line and being outrebounded 37-31. UNM, however, did commit just 6 turnovers and held Montana's Anthony Johnson to 6 points on 1-12 FGs. Johnson came into the game averaging almost 20 a game. UNM did hold the Grizzlies to 37% shooting in the 2nd half (10-27) and 29% (4-14) from

beyond the arc.

In the second round, Quincy Pondexter scored 18 points, Isaiah Thomas added 15 and 11th-seeded Washington won 82-64. The Lobos simply couldn't keep up with the breakneck offensive pace, falling behind by 23 points midway through the second half.

Dairese Gary matched his career high with 25 points and Darington Hobson had 11 points and nine rebounds for New Mexico. Hobson led the Lobos in points, rebounds and assists, but the junior hurt his left wrist and back on a first-round tumble to the court. He insisted he could play through the pain, but appeared to be favoring the wrist in pregame warmups - and he went 1 of 3 in the first half, failing to score after a 3-pointer in the opening minutes.

Roman Martinez was badly cut over his left eye with 12 minutes left in a collision with a teammate. He returned in a different jersey, finishing with 10 points.

2012 - New Mexico rode a conference regular season and tournament title into the 2012 NCAA Tournament, and the hot streak earned UNM a No. 5 seed into the West Regional, where UNM would face a tough 5-12 matchup with Long Beach State at the Rose Garden in Portland.

In one of the best second round games of the tournament, the Lobos used a closing 16-7 run over the final five minutes to come from behind and pull out a 75-68 win. Down 61-59 at the five-minute mark, Kendall Williams drained a three out of a timeout and right in front of the UNM bench to give UNM a 62-61 lead, one they would not relinquish. Casper Ware had a rare free throw miss on a one-and-one and UNM made Long Beach State pay with a Drew Gordon layup for a three-point lead. UNM would make five free throws in the final 39 seconds to keep the 49ers at bay.

Drew Gordon had another spectacular game with 18 points and 13 rebounds, and Kendall Williams added 16 points for UNM, which went .500 from the field at 25-for-50. Hugh Greenwood had 12 and Demetrius Walker had 11.

In the third round, New Mexico matched-up with No. 4 Louisville, and the Cardinals nipped the Lobos 59-56 to end UNM's season. The Lobos held an 11-6 lead early, but Louisville got a big day from Russ Smith off the bench with 17 points and three steals.

Louisville eventually took a 15-point lead at 44-29 before UNM came storming back. Jamal Fenton scored twice in 11 seconds to ignite the Lobos, who would eventually cut the lead all the way down to two on a three-pointer by Demetrius Walker with 1:43 left. Down six again with under 10 seconds left, Gordon got a rebound and hit a fadeaway three-pointer with 4.3 left to make it 59-56. Louisville then missed a one-and-one, but Gordon could only get off a halfcourt heave, which was off the mark.

Gordon had 21 points and 14 rebounds, coming back after hyperextending his knee in the first half. Kendall Williams added 11 for the Lobos, who went just 5-for-23 from the three-point line.

2013 - New Mexico earned a three-seed, tying for the best in school history, but UNM's season-long shooting struggles finally caught up with it, as the Lobos suffered a defeat to 14th-seeded Harvard in a Second Round West matchup in Salt Lake City.

The Lobos hit just one of their first 11 shots but UNM's defense kept them in the ballgame, not allowing Harvard to get more than a 6-point lead early, but UNM never led in the first half, trailing by four at the break after a late Tony Snell layup.

In the second, UNM bolted out to a quick tie and a two point lead with an opening 6-0 run before Harvard answered with a six-point run of its own. The Lobos would take a lead on four separate occasions, the last at 53-52 with 6:26 left on an Alex Kirk layup. However, everytime the Lobos took a lead, Harvard answered on the ensuing possession. Down one, Laurent Rivard hit one of nine Crimson triples which kickstarted a devastating 11-2 run that effectively won the game for Harvard.

The loss put a damper on a huge effort by UNM's post players Kirk and Cameron Bairstow, who combined for 37 points and 21 rebounds, with Kirk going for 22 and 12, and Bairstow 15 and nine. However the Lobos shot just .375 from the field while Harvard went 22-of-42, .524 from the field, and that spelled the difference in the game.

2014 - New Mexico as the seven-seed earned a date with Stanford, but the Harvard of the West did exact what Harvard did the year before, shoot lights out from three to upset the nationally-ranked Lobos, winning 58-53.

Stanford jumped out to a 20-4 lead in the first 6:22 of the game, and UNM spent the better part of the next 23 minutes trying to draw even, which it did when Cullen Neal hit a driving layup to tie the game at 45 with 10:07 to go. Neal was fouled in the process but couldn't give UNM its first lead since 4-3, and the Lobos went ice cold, ending the game on a 2-for-16 skid.

Right after tying it up, UNM went empty on 11 straight possessions (0-of-8 FGs, 0-2 FTs, two turnovers) until Hugh Greenwood hit his third three of the game to make it 54-50 with 1:06 to go. After UNM forced a turnover, Alex Kirk hit two free throws with 30.6 left to make it 54-52, but Stanford walk-on Robbie Lemons hit two free throws with 22.6 left.

UNM needed a miracle and almost got a chance. Down four with 7.2 left, Hugh Greenwood fouled Chasson Randle, who hit him in the head with an inadvertent elbow. Randle was assessed a technical, and UNM would get two free throws and the ball after Randle's two free throws. Needing him to miss one, he bounced the second one in for a 58-52 lead. Williams hit one of two and then missed a three that ended it.

Lost in the game was Cameron Bairstow's effort as he went for 24 points, the fourth-most by a Lobo in the NCAA Tournament. He was 10-of-18 shooting, scoring 12 in each half. Deshawn Delaney had 10 and Hugh Greenwood nine, but it couldn't make up for a rough go by Kendall Williams and Alex Kirk, who entered the game averaging 30.0 points per game, and scored just six combined, going 1-for-12 between them.

UNM IN THE NCAA TOURNAMENT (8-16)

SITE	HEAD COACH
1968 (West - Albuquerque) Santa Clara 86, UNM 73 New Mexico State 62, UNM 58	Bob King
1974 (West - Pocatello, Idaho) UNM 73, Idaho State 65 (West - Tucson, Ariz.) San Francisco 64, UNM 61 UNM 66, Dayton 61	Norm Ellenberger
1978 (West - Tempe, Ariz.) Cal State Fullerton 90, UNM 85	Norm Ellenberger
1991 (No. 14 seed, East - College Park, Md.) (3) Oklahoma State 67, (14) UNM 54	Dave Bliss
1993 (No. 5 seed, West - Tucson, Ariz.) (12) George Washington 82, (5) UNM 68	Dave Bliss
1994 (No. 10 seed, West - Sacramento, Calif.) Dave Bliss (7) Virginia 57, (10) UNM 54	Dave Bliss
1996 (No. 7 seed, East - Richmond, Va.) (7) UNM 69, (10) Kansas State 48 (2) Georgetown 73, (7) UNM 62	Dave Bliss
1997 (No. 3 seed, East - Pittsburgh, Pa.) (3) UNM 59, (14) Old Dominion 55 (6) Louisville 64, (3) UNM 63	Dave Bliss
1998 (No. 4 seed, South - Lexington, Ky.) (4) UNM 79, (13) Butler 62 (5) Syracuse 56, (4) UNM 46	Dave Bliss
1999 (No. 9 seed, West - Denver, Colo.) (9) UNM 61, (8) Missouri 59 (1) Connecticut 78, (9) UNM 56	Dave Bliss
2005 (No. 12 seed, Syracuse Regional - Nashville, Tenn.) (5) Villanova 55, (12) UNM 47	Ritchie McKay
2010 (No. 3 seed, East Regional - San Jose, Calif.) (3) UNM 62, (14) Montana 57 (11) Washington 82, (3) UNM 64	Steve Alford
2012 (No. 5 seed, West Regional - Portland, Ore.) (5) UNM 75, (12) Long Beach State 68 (4) Louisville 59, (5) UNM 56	Steve Alford
2013 (No. 3 seed, West Regional - Salt Lake City, Utah) (14) Harvard 68, (3) UNM 62	Steve Alford
2014 (No. 7 seed, South Regional - St. Louis, Mo.) (10) Stanford 58, (7) UNM 53	Craig Neal

NCAA WEST REGION 1ST ROUND

Santa Clara 86
New Mexico 73
March 15, 1968 / Albuquerque, N.M.

Box score for Santa Clara vs New Mexico (March 15, 1968). Columns: Player, MP, FG-A, 3P-A, FT-A, REB, PF, A, TO, B, S, TP. Santa Clara total: 200 34-56 18-32 43 24 86. FG% (60.7), FT% (56.3).

Box score for New Mexico vs Santa Clara (March 15, 1968). Columns: Player, MP, FG-A, 3P-A, FT-A, REB, PF, A, TO, B, S, TP. New Mexico total: 200 28-68 17-29 29 29 73. FG% (41.2), FT% (58.6).

Attendance: 15,345 Technical Fouls: None
Officials: Overby, Dreith

Summary stats for Santa Clara vs New Mexico: Santa Clara (45 41 86), New Mexico (34 39 73).

NCAA WEST REGION CONSOLATION

New Mexico State 62
New Mexico 58
March 16, 1968 / Albuquerque, N.M.

Box score for New Mexico State vs New Mexico (March 16, 1968). Columns: Player, MP, FG-A, 3P-A, FT-A, REB, PF, A, TO, B, S, TP. New Mexico State total: 200 21-49 20-24 24 16 62. FG% (42.9), FT% (83.3).

Box score for New Mexico vs New Mexico State (March 16, 1968). Columns: Player, MP, FG-A, 3P-A, FT-A, REB, PF, A, TO, B, S, TP. New Mexico total: 200 23-54 12-20 28 21 58. FG% (42.6), FT% (60.0).

Attendance: 15,010
Technical Fouls: None
Officials: Smith, Dreith

Summary stats for New Mexico State vs New Mexico: New Mexico State (29 33 62), New Mexico (30 28 58).

NCAA WEST REGION 1ST ROUND

New Mexico 73
Idaho State 65
March 9, 1974 / Pocatello, Idaho

Box score for New Mexico vs Idaho State (March 9, 1974). Columns: Player, MP, FG-A, 3P-A, FT-A, REB, PF, A, TO, B, S, TP. New Mexico total: 200 33-76 7-8 45 19 73. FG% (43.4), FT% (87.5).

Box score for Idaho State vs New Mexico (March 9, 1974). Columns: Player, MP, FG-A, 3P-A, FT-A, REB, PF, A, TO, B, S, TP. Idaho State total: 200 27-66 11-14 34 17 65. FG% (40.9), FT% (78.6).

Attendance: 9,400
Technical Fouls: New Mexico
Officials: Solomon, Harrold

Summary stats for New Mexico vs Idaho State: New Mexico (39 34 73), Idaho State (34 31 65).

NCAA WEST REGIONAL SEMIFINAL

New Mexico 61
San Francisco 64
March 14, 1974 / Tucson, Ariz.

Box score for New Mexico vs San Francisco (March 14, 1974). Columns: Player, MP, FG-A, 3P-A, FT-A, REB, PF, A, TO, B, S, TP. New Mexico total: 200 26-49 9-11 23 12 61. FG% (53.1), FT% (81.8).

Box score for San Francisco vs New Mexico (March 14, 1974). Columns: Player, MP, FG-A, 3P-A, FT-A, REB, PF, A, TO, B, S, TP. San Francisco total: 200 28-56 8-9 26 18 64. FG% (50.0), FT% (88.9).

Attendance: 13,314 Technical Fouls: None
Officials: Wortman, Weiler

Summary stats for New Mexico vs San Francisco: New Mexico (24 37 61), San Francisco (28 36 64).

NCAA WEST REGIONAL CONSOLATION

Dayton 61
New Mexico 66
March 16, 1974 / Tucson, Ariz.

Box score for Dayton vs New Mexico (March 16, 1974). Columns: Player, MP, FG-A, 3P-A, FT-A, REB, PF, A, TO, B, S, TP. Dayton total: 200 26-65 9-13 33 23 61. FG% (40.0), FT% (69.2).

Box score for New Mexico vs Dayton (March 16, 1974). Columns: Player, MP, FG-A, 3P-A, FT-A, REB, PF, A, TO, B, S, TP. New Mexico total: 200 27-61 12-24 46 15 66. FG% (44.2), FT% (50.0).

Attendance: 13,658
Technical Fouls: None; Ejection: Jim Testerman (Dayton)
Officials: Wortman, Stout

Summary stats for Dayton vs New Mexico: Dayton (22 39 61), New Mexico (26 40 66).

NCAA WEST REGION 1ST ROUND

Cal State Fullerton 90
New Mexico 85
March 11, 1978 / Tempe, Ariz.

Box score for Cal State Fullerton vs New Mexico (March 11, 1978). Columns: Player, MP, FG-A, 3P-A, FT-A, REB, PF, A, TO, B, S, TP. Cal State Fullerton total: 200 36-58 18-25 24 15 90. FG% (62.1), FT% (72.0).

Box score for New Mexico vs Cal State Fullerton (March 11, 1978). Columns: Player, MP, FG-A, 3P-A, FT-A, REB, PF, A, TO, B, S, TP. New Mexico total: 200 37-72 11-15 35 21 85. FG% (51.2), FT% (73.3).

Attendance: 11,316
Technical Fouls: None
Officials: Savage, Grossman

Summary stats for Cal State Fullerton vs New Mexico: Cal State Fullerton (38 52 90), New Mexico (44 41 85).

NCAA EAST REGION 1ST ROUND

Montana 57
No. 8/10 New Mexico 62
March 18, 2010 / San Jose, Calif.

Montana player stats: MP, FG-A, 3P-A, FT-A, REB, PF, A, TO, B, S, TP. Includes team totals and FG% (40.7).

New Mexico player stats: MP, FG-A, 3P-A, FT-A, REB, PF, A, TO, B, S, TP. Includes team totals and FG% (41.5).

Attendance: 15,427. Technical Fouls: None. Officials: Whitehead, Padilla, Lusk. UNM's Record: 30-4

Montana 29 28 - 57
New Mexico 28 34 - 62

GAME NOTES
• There were 11 lead changes and 6 ties in the game
• Lobos used a 17-0 run early in the second half to take a 14-point lead
• Gary started his 96th straight game
• Lobos recorded 14th double-double of the season
• Lobos advance to second round of NCAA Tournament for first time since 1999
• Lobos set school records for wins (30) and road wins (13)
• The 30 wins ties an MWC record set by UNLV in 2006-07

NCAA EAST REGION 2ND ROUND

Washington 82
No. 8/10 New Mexico 64
March 20, 2010 / San Jose, Calif.

Washington player stats: MP, FG-A, 3P-A, FT-A, REB, PF, A, TO, B, S, TP. Includes team totals and FG% (48.5).

New Mexico player stats: MP, FG-A, 3P-A, FT-A, REB, PF, A, TO, B, S, TP. Includes team totals and FG% (39.4).

Attendance: 16,044. Technical Fouls: None. Officials: Eades, Driscoll, Sanzere. UNM's Record: 30-5

Washington 44 38 - 82
New Mexico 32 32 - 64

GAME NOTES
• Gary started his 97th straight game; tied career-high with 25 points
• Score was tied six times and the lead changed three times
• UW's 44 1st half points were most allowed in the first half this season
• The 18-point loss is UNM's largest since Feb. 2, 2008, a 79-60 loss at UNLV
• UNM used the same starting lineup for all 35 games in 2009-10

NCAA WEST REGION 2ND ROUND

Long Beach State 68
No. 21/22 New Mexico 75
March 15, 2012 / Portland, Ore.

Long Beach St. player stats: MP, FG-A, 3P-A, FT-A, REB, PF, A, TO, B, S, TP. Includes team totals and FG% (43.1).

New Mexico player stats: MP, FG-A, 3P-A, FT-A, REB, PF, A, TO, B, S, TP. Includes team totals and FG% (50.0).

Attendance: 17,050. Technical Fouls: None. Officials: Eades, George, Nester. UNM's Record: 28-6

Long Beach State 29 39 - 68
New Mexico 33 42 - 75

GAME NOTES
• Gordon records 18th double-double
• 28th win ties for second-most in program history
• Williams' 3-pointer put the Lobos up 62-61 and he also scored on a drive to put UNM up 70-66

NCAA WEST REGION 3RD ROUND

No. 21/22 New Mexico 56
No. 17/18 Louisville 59
March 17, 2012 / Portland, Ore.

New Mexico player stats: MP, FG-A, 3P-A, FT-A, REB, PF, A, TO, B, S, TP. Includes team totals and FG% (39.7).

Louisville player stats: MP, FG-A, 3P-A, FT-A, REB, PF, A, TO, B, S, TP. Includes team totals and FG% (45.8).

Attendance: 18,167. Technical Fouls: None. Officials: Adams, Roberts, Cartmell. UNM's Record: 28-7

New Mexico 25 31 - 56
Louisville 26 33 - 59

GAME NOTES
• UNM trailed 44-29 early in the second half but cut it to 53-51 with 1:36 left
• Lobos had won 64 straight games since 2006 when holding opponents to less than 60 points
• Gordon has 19th double-double and sets UNM season record with 388 rebounds

NCAA WEST REGION 2ND ROUND

Harvard 68
No. 10/10 New Mexico 62
March 21, 2013 / Salt Lake City, Utah

Harvard player stats: MP, FG-A, 3P-A, FT-A, REB, PF, A, TO, B, S, TP. Includes team totals and FG% (52.4).

New Mexico player stats: MP, FG-A, 3P-A, FT-A, REB, PF, A, TO, B, S, TP. Includes team totals and FG% (37.5).

Attendance: 14,345. Technical Fouls: None. Officials: Padilla, Casady, Hartness. UNM's Record: 29-6

Harvard 31 37 - 68
New Mexico 27 35 - 62

GAME NOTES
• UNM never led in the first half
• The Lobos took a lead four times in the second half, but Harvard answered and tied or retook the lead on each ensuing possession
• UNM outscored Harvard on second chance points 13-2.
• The Lobos had 12 steals, a school record for an NCAA Tournament game

NCAA SOUTH REGION 2ND ROUND

Stanford 58
No. 17/17 New Mexico 53
March 20, 2014 / St. Louis, Mo.

Stanford player stats: MP, FG-A, 3P-A, FT-A, REB, PF, A, TO, B, S, TP. Includes team totals and FG% (38.8).

New Mexico player stats: MP, FG-A, 3P-A, FT-A, REB, PF, A, TO, B, S, TP. Includes team totals and FG% (36.5).

Attendance: 17,995. Technical Fouls: Stanford-Randle. Officials: Stuart, Gaffney, Sanzere. UNM's Record: 27-7


Stanford 32 26 - 58
New Mexico 27 26 - 53

GAME NOTES
• UNM led for just 24 seconds in the game.
• Stanford opened the game on a 20-4 run, but UNM tied it with 10:07 to go at 45.
• After tying it and missing a free throw for the and-one to take the lead, UNM went 0-8 on FGs, 0-2 on FTs, with two turnovers on the next 11 possessions.
• Stanford's eight threes tied an opponent record, and the .533 three-point percentage was an opponent record.
• In three on UNM's last four NCAA Tourny losses, the opponent has hit eight threes.

New Mexico has been in the NIT 19 times, including a tournament-record seven straight appearances, between 1984-90. The Lobos' top two showings came in 1964 when they finished second to Bradley and fourth place in 1990. UNM came within an eyelash of advancing to New York in 1988, '89, '92 and 2001, losing in the quarterfinals. New Mexico has an 18-20 overall record.

In 2009, the Lobos defeated Nebraska in the first round before narrowly losing at Notre Dame in the second round.

New Mexico has played 21 NIT games in The Pit and drawn 247,519 fans. That's an average of 11,787 per game.



Charlie Thomas led UNM to the 1988 NIT quarterfinals.

UNM HEAD COACHES IN POSTSEASON

Dave Bliss (11-11)	NCAA – 4-7
	NIT – 7-4
Fran Fraschilla (3-3)	NIT – 3-3
Steve Alford (4-6)	NCAA – 2-3
	NIT – 2-3
Bob King (3-5)	NCAA – 0-2
	NIT – 3-3
Gary Colson (3-5)	NIT – 3-5
Norm Ellenberger (2-4)	NCAA – 2-2
	NIT – 0-2
Craig Neal (0-1)	NCAA – 0-1
Ritchie McKay (0-1)	NCAA – 0-1

NEW MEXICO IN THE NIT (18-20)

	Site	Attendance
1964 (Bob King) UNM 65, Drake 60 UNM 72, NYU 65 Bradley 86, UNM 54 (final)	New York New York New York	15,137
1965 (Bob King) St. John's 61, UNM 54	New York	17,045
1967 (Bob King) UNM 66, Syracuse 64 Rutgers 65, UNM 60	New York New York	11,578
1973 (Norm Ellenberger) Virginia Tech 65, UNM 63	New York	
1979 (Norm Ellenberger) Texas A&M 79, UNM 68	Albuquerque	18,038
1984 (Gary Colson) Lamar 64, UNM 61	Albuquerque	12,971
1985 (Gary Colson) UNM 80, Texas A&M 67 Fresno State 66, UNM 55	Albuquerque Fresno, Calif.	10,295 10,132
1986 (Gary Colson) Texas 69, UNM 66	Albuquerque	14,687
1987 (Gary Colson) Oregon State 85, UNM 82	Albuquerque	11,983
1988 (Gary Colson) UNM 86, Pepperdine 75 UNM 78, Oregon 59 Ohio State 68, UNM 65	Albuquerque Albuquerque Albuquerque	7,241 11,137 14,022
1989 (Dave Bliss) UNM 91, Santa Clara 76 UNM 86, Pepperdine 69 St. Louis 66, UNM 65	Albuquerque Albuquerque Albuquerque	10,547 14,040 15,993
1990 (Dave Bliss) UNM 87, Oregon 78 UNM 90, Oklahoma State 88 UNM 80, Hawaii 58 St. Louis 80, UNM 73 Penn State 83, UNM 81 (OT)	Albuquerque Albuquerque Albuquerque New York New York	10,007 11,203 15,534 9,204 12,198
1992 (Dave Bliss) UNM 90, Louisiana Tech 84 UNM 79, Washington State 71 Virginia 76, UNM 71	Albuquerque Albuquerque Richmond, Va.	8,669 11,184 11,092
2000 (Fran Fraschilla) UNM 64, South Florida 58 Wake Forest 72, UNM 65	Albuquerque Winston-Salem, N.C.	4,639 10,146
2001 (Fran Fraschilla) UNM 83, Baylor 73 UNM 81, Pepperdine 78 Memphis 81, UNM 63	Albuquerque Albuquerque Memphis, Tenn.	11,451 16,278 15,238
2002 (Fran Fraschilla) Minnesota 96, UNM 62	Minneapolis, Minn.	4,097
2008 (Steve Alford) Cal 68, UNM 66	Berkeley, Calif.	1,906
2009 (Steve Alford) UNM 83, Nebraska 71 Notre Dame 70, UNM 68	Albuquerque, N.M. Notre Dame, Ind.	7,974 3,013
2011 (Steve Alford) UNM 69, UTEP 57 Alabama 74, UNM 67	Albuquerque, N.M. Tuscaloosa, Ala.	9,626 6,821

ALL-TIME LETTERMEN

2014-15 LOBO BASKETBALL

Table with columns: NAME, G-GS, FG, FGA, PCT, 3FG, 3FGA, Pct, FT, FTA, Pct, Reb, Avg, A, TO, B, S, Min, Pts, Avg. Lists names and statistics for players like Tim Lightfoot, Eli McCullough, and many others.



15 NCAA APPEARANCES * WAC CHAMPIONS 1964, 1968, 1974, 1978, 1993, 1994, 1996

ALL-TIME LETTERMEN

2014-15 LOBO BASKETBALL

Table with columns: NAME, G-GS, FG, FGA, PCT, 3FG, 3FGA, Pct, FT, FTA, Pct, Reb, Avg, A, TO, B, S, Min, Pts, Avg. Rows include players like Manuel Saenz, Donald Sanchez, Rodney Sanders, Ron Sanford, Daniel Santiago, Russell Saunders, Bernard Scarborough, Kelvin Scarborough, Terry Schaafsma, Greg Schornstein, Walt Schuman, Van Scoggins, Gene Scott, George Scott, Will Scott, J. Sebben, Howard Seder, Alfred Seery, Carl Seery, George Seery, James Seery, Dave Seidler, Marty Servis, Jerome Shanks, Clayton Shields, Linus Shields, Robert Shirley, Sam Shortle, Steve Shropshire, Floyd Siegel, Omar Sierra, Shawn Simpson, Fred Sims, Paul Sjodal, Thomas Skinner, Dale Slaughter, Bruce Shimala.

ALL-TIME HEAD COACHES



Ralph Hutchinson
1911-17
(32-8, .800)



John McGough
1919
(2-4, .333)



Roy Johnson
1920-31, 1934-40
(165-146, .531)



Tom Churchill
1932-33
(23-12, .657)



Dr. Benjamin Sacks
1941
(5-18, .217)



Willis Barnes
1942-43
(12-30, .286)



George White
1944
(11-2, .846)



Woody Clements
1945-51, 1953-55
(113-119, .487)



Berl Huffman
1952
(6-19, .240)




Bill Stockton
1956-58
(14-57, .197)



Bob Sweeney
1959-62
(21-75, .219)



Bob King
1963-72
(175-89, .663)



Norm Ellenberger
1973-79
(134-62, .684)



Charlie Harrison
1980
(6-22, .214)



Gary Colson
1981-88
(146-106, .579)



Dave Bliss
1989-99
(246-108, .695)



Fran Fraschilla
2000-02
(55-41, .573)



Ritchie McKay
2003-07
(82-69, .543)



Steve Alford
2008-2013
(155-52, .749)



Craig Neal
2013-present
(27-7, .794)

YEAR	CONFERENCE		ALL		COACH	PLACE
	W	L	W	L		
1932-33	7	5	13	6	Tom Churchill	4th
1933-34	6	4	16	4	Roy Johnson	3rd
1934-35	7	9	10	10	Roy Johnson	3rd
1935-36	11	9	16	10	Roy Johnson	4th
1936-37	10	10	12	14	Roy Johnson	4th
1937-38	6	10	9	16	Roy Johnson	5th
1938-39	4	16	4	21	Roy Johnson	7th
1939-40	2	14	3	22	Roy Johnson	6th
1940-41	4	14	5	17	Dr. Benjamin Sacks	5th
1941-42	7	11	9	13	Willis Barnes	6th
1942-43	1	11	3	17	Willis Barnes	7th
1943-44	3	0	11	2	George White	1st
1944-45	12	0	14	2	Woody Clements	1st
1945-46	13	8	16	9	Woody Clements	4th
1946-47	10	6	11	8	Woody Clements	3th
1947-48	8	8	14	15	Woody Clements	5th
1948-49	7	9	11	12	Woody Clements	6th
1949-50	4	12	5	19	Woody Clements	8th
1950-51	9	7	13	11	Woody Clements	T4th

SKYLINE

YEAR	CONFERENCE		ALL		COACH	PLACE
	W	L	W	L		
1951-52	1	13	6	19	Berl Huffman	8th
1952-53	5	9	10	15	Woody Clements	T5th
1953-54	5	9	12	11	Woody Clements	6th
1954-55	2	12	7	17	Woody Clements	8th
1955-56	5	9	6	16	Bill Stockton	T6th
1956-57	1	13	5	21	Bill Stockton	8th
1957-58	0	14	3	21	Bill Stockton	8th
1958-59	1	13	3	19	Bob Sweeney	T7th
1959-60	3	11	6	19	Bob Sweeney	T6th
1960-61	3	11	6	17	Bob Sweeney	T7th
1961-62	3	11	6	20	Bob Sweeney	T7th

WESTERN ATHLETIC CONFERENCE

YEAR	CONFERENCE		ALL		COACH	PLACE
	W	L	W	L		
1962-63	4	6	16	9	Bob King	4th
1963-64	7	3	23	6	Bob King	T1st
1964-65	5	5	19	8	Bob King	T2nd
1965-66	4	6	16	8	Bob King	5th
1966-67	5	5	19	8	Bob King	T3rd
1967-68	8	2	23	5	Bob King	1st
1968-69	4	6	17	9	Bob King	T5th
1969-70	7	7	13	13	Bob King	T5th
1970-71	4	10	14	12	Bob King	7th
1971-72	7	7	15	11	Bob King	T4th
1972-73	9	5	21	6	Norm Ellenberger	T2nd
1973-74	10	4	22	7	Norm Ellenberger	1st
1974-75	4	10	13	13	Norm Ellenberger	7th
1975-76	8	6	16	11	Norm Ellenberger	4th
1976-77	8	6	19	11	Norm Ellenberger	T3rd
1977-78	13	1	24	4	Norm Ellenberger	1st
1978-79	8	4	19	10	Norm Ellenberger	3rd
1979-80	3	11	6	22	Charlie Harrison	T7th
1980-81	6	10	11	15	Gary Colson	7th
1981-82	7	9	14	14	Gary Colson	6th
1982-83	6	10	14	15	Gary Colson	T7th
1983-84	10	6	24	11	Gary Colson	3rd
1984-85	9	7	19	13	Gary Colson	T3rd
1985-86	8	8	17	14	Gary Colson	5th
1986-87	11	5	25	10	Gary Colson	T3rd
1987-88	8	8	22	14	Gary Colson	T5th
1988-89	11	5	22	11	Dave Bliss	T2nd
1989-90	9	7	20	14	Dave Bliss	5th
1990-91	10	6	20	10	Dave Bliss	3rd
1991-92	11	5	20	13	Dave Bliss	3rd
1992-93	13	5	24	7	Dave Bliss	3rd
1993-94	14	4	23	8	Dave Bliss	1st
1994-95	9	9	15	15	Dave Bliss	T4th
1995-96	14	4	28	5	Dave Bliss	2nd
1996-97	11	5	25	8	Dave Bliss	3rd (Mountain)
1997-98	11	3	24	8	Dave Bliss	2nd (Mountain)
1998-99	9	5	25	9	Dave Bliss	T2nd (Pacific)

MOUNTAIN WEST

YEAR	CONFERENCE		ALL		COACH	PLACE
	W	L	W	L		
1999-00	9	5	18	14	Fran Fraschilla	3rd
2000-01	6	8	21	13	Fran Fraschilla	T5th
2001-02	6	8	16	14	Fran Fraschilla	6th
2002-03	4	10	10	18	Ritchie McKay	7th
2003-04	5	9	14	14	Ritchie McKay	T5th
2004-05	10	4	26	7	Ritchie McKay	2nd
2005-06	8	8	17	13	Ritchie McKay	5th
2006-07	4	12	15	17	Ritchie McKay	T8th
2007-08	11	5	24	9	Steve Alford	3rd
2008-09	12	4	22	12	Steve Alford	T1st
2009-10	14	2	30	5	Steve Alford	1st
2010-11	8	8	22	13	Steve Alford	5th
2011-12	10	4	28	7	Steve Alford	T1st
2012-13	13	3	29	6	Steve Alford	1st
2013-14	15	3	27	7	Craig Neal	2nd

1899-1900 (0-1)
 Feb. 2 Albuquerque Guards L 6-8 Albuquerque

1900-1901 (No Team)

1901-02 (2-0)
 Jan. 17 Albuquerque High School W 10-5 Albuquerque
 Feb. 28 Albuquerque High School W 11-3 Albuquerque

1902-03 (1-2)
 Dec. 12 Albuquerque Minors W 5-4 Albuquerque
 Jan. 23 Albuquerque Minors L 12-16 Albuquerque
 Feb. 6 Albuquerque Minors L 5-16 Albuquerque

1903-04 (No Team)

1904-05 (1-0)
 Dec. 22 New Mexico State W 21-9 Las Cruces, N.M.

1905-06 (2-2)
 Dec. 15 Albuquerque High School L 14-15 Albuquerque
 Jan. 12 Albuquerque Minors L 13-30 Albuquerque
 Jan. 26 New Mexico State W 28-16 Albuquerque
 Feb. 9 Albuquerque High School W 24-19 Albuquerque

1906-07 (1-1)
 Jan. 28 Las Vegas YMCA L 21-28 Las Vegas, N.M.
 Jan. 31 New Mexico State W 18-17 Las Cruces, N.M.

1907-08 (5-1)
 Dec. 27 Albuquerque Indian School W 47-12 Albuquerque
 Jan. 10 Albuquerque Kids W 27-22 Albuquerque
 Jan. 17 Albuquerque Kids L 23-34 Albuquerque
 Jan. 24 Albuquerque Kids W 41-34 Albuquerque
 Feb. 5 Albuquerque High School W 55-26 Albuquerque
 Feb. 12 New Mexico State W 44-25 Albuquerque

1908-09 (1-0)
 Jan. 15 Albuquerque Athletic Club W 31-19 Albuquerque

1909-10 (2-3)
 Dec. 10 Occidental Life L 17-36 Albuquerque
 Jan. 15 New Mexico Highlands W 40-20 Albuquerque
 Jan. 28 Albuquerque High School L 20-36 Albuquerque
 Feb. 4 New Mexico Highlands W 36-13 Las Vegas, N.M.
 Feb. 25 Occidental Life L 30-35 Albuquerque

1910-11 (4-1)
 Jan. 6 New Mexico Highlands W 21-19 Albuquerque
 Jan. 13 Albuquerque High School W 34-12 Albuquerque
 Jan. 27 New Mexico State W 15-9 Las Cruces, N.M.
 Feb. 3 New Mexico State W 18-10 Albuquerque
 Feb. 10 New Mexico Highlands L 11-26 Albuquerque
Coach: Ralph Hutchinson

1911-12 (1-2)
 Jan. 12 Albuq. Business College L 5-12 Albuquerque
 Jan. 19 Albuquerque High School W 23-22 Albuquerque
 Jan. 26 New Mexico Highlands L 12-19 Las Vegas, N.M.
Coach: Ralph Hutchinson

1912-13 (6-0)
 Jan. 11 Albuquerque Indian School W 35-19 Albuquerque
 Jan. 25 El Paso High School W 29-22 Albuquerque
 Feb. 1 New Mexico Highlands W 24-21 Albuquerque
 Feb. 7 Albuquerque High School W 26-25 Albuquerque
 Feb. 15 Albuquerque Indian School W 20-17 Albuquerque
 Feb. 28 New Mexico State W 28-12 Las Cruces, N.M.
Coach: Ralph Hutchinson

1913-14 (0-1)
 Feb. 27 Las Vegas YMCA L 35-43 Las Vegas, N.M.
Coach: Ralph Hutchinson

1914-15 (8-1)
 Jan. 8 Albuquerque High School W 50-18 Albuquerque
 Jan. 16 Western Union W 46-18 Albuquerque
 Jan. 22 Hesselden's Stars W 42-17 Albuquerque
 Jan. 29 Albuq. Business College W 55-15 Albuquerque
 Feb. 8 Albuquerque All-Stars W 38-10 Albuquerque
 Feb. 13 Western New Mexico L 13-39 Silver City, N.M.
 Feb. 15 New Mexico State W 33-29 Las Cruces, N.M.
 Mar. 6 New Mexico Highlands W 44-20 Albuquerque
 Mar. 12 Albuq. Business College W 35-25 Albuquerque
Coach: Ralph Hutchinson

1915-16 (9-2)
 Jan. 15 Albuq. Business College W 70-17 Albuquerque
 Jan. 20 Company 6 W 54-11 Albuquerque
 Jan. 22 New Mexico Mines W 50-20 Albuquerque
 Jan. 26 U.S. Forest Service W 38-20 Albuquerque
 Jan. 28 Albuquerque High School W 80-16 Albuquerque
 Feb. 2 Albuq. Business College W 68-34 Albuquerque
 Feb. 4 Western New Mexico W 32-29 Albuquerque
 Feb. 5 Western New Mexico W 28-20 Albuquerque
 Feb. 11 New Mexico State L 34-37 Albuquerque
 Feb. 12 Albuquerque Indian School W 48-20 Albuquerque
 Mar. 25 Oakland Golds (YMCA) L 41-74 Albuquerque
Coach: Ralph Hutchinson

1916-17 (4-1)
 Jan. 12 Albuquerque Indian School W 53-33 Albuquerque
 Jan. 20 Albuquerque Y.M.C.A W 31-24 Albuquerque
 Jan. 26 Albuquerque High School W 36-23 Albuquerque
 Feb. 1 Arizona W 28-19 Albuquerque
 Feb. 23 New Mexico State L 27-30 Las Cruces, N.M.
Coach: Ralph Hutchinson

1917-18 (No team)

1918-19 (2-4)
 Jan. 30 Menaul High School W 36-28 Albuquerque
 Feb. 14 Menaul High School W 36-18 Albuquerque
 Feb. 21 New Mexico State L 20-57 Las Cruces, N.M.
 Feb. 22 New Mexico State L 22-40 Las Cruces, N.M.
 Feb. 28 New Mexico State L 7-39 Albuquerque
 Mar. 1 New Mexico State L 21-29 Albuquerque
Coach: John F. McGough

1919-20 (0-3)
 Jan. 30 New Mexico Mines L 26-48 Albuquerque
 Feb. 4 Arizona L 21-40 Albuquerque
 Feb. 5 Arizona L 19-51 Albuquerque
Coach: Roy Johnson

1920-21 (No team)

1921-22 (0-2)
 Feb. 1 Arizona L 22-58 Albuquerque
 Feb. 2 Arizona L 21-25 Albuquerque
Coach: Roy Johnson

1922-23 (2-7)
 Jan. 10 Albuquerque Bankers W 29-22 Albuquerque
 Jan. 13 New Mexico Mines L 17-20 Socorro, N.M.
 Jan. 20 New Mexico Mines W 39-17 Albuquerque
 Jan. 29 New Mexico State L 20-28 Las Cruces, N.M.
 Jan. 30 New Mexico State L 21-23 Las Cruces, N.M.
 Feb. 12 Arizona L 13-69 Tucson, Ariz.
 Feb. 13 Arizona L 5-38 Tucson, Ariz.
 Feb. 20 New Mexico State L 26-29 Albuquerque
 Feb. 21 New Mexico State L 18-38 Albuquerque
Coach: Roy Johnson

1923-24 (5-3)
 Feb. 14 Montezuma W 39-21 Las Vegas, N.M.
 Feb. 15 New Mexico Highlands W 25-20 Las Vegas, N.M.
 Feb. 16 Montezuma W 32-30 Las Vegas, N.M.
 Feb. 20 Albuquerque Bankers L 31-38 Albuquerque
 Feb. 22 New Mexico Mines W 17-13 Socorro, N.M.
 Feb. 25 Albuquerque Bankers W 47-29 Albuquerque
 Feb. 29 Arizona L 21-37 Albuquerque
 Mar. 1 Arizona L 15-34 Albuquerque
Coach: Roy Johnson

1924-25 (12-1)
 Jan. 28 Albuquerque Bankers W 33-22 Albuquerque
 Feb. 4 Albuquerque Bankers W 45-19 Albuquerque
 Feb. 6 New Mexico State W 29-16 Albuquerque
 Feb. 7 New Mexico State W 19-10 Albuquerque
 Feb. 13 Albuquerque Bankers W 43-28 Albuquerque
 Feb. 14 Montezuma W 33-19 Albuquerque
 Feb. 17 New Mexico Mines W 36-22 Albuquerque
 Feb. 19 Western New Mexico W 50-19 Albuquerque
 Feb. 23 New Mexico Mines W 35-12 Albuquerque
 Feb. 27 Arizona W 31-30 Tucson, Ariz.
 Feb. 28 Arizona L 18-21 Tucson, Ariz.
 Mar. 2 New Mexico State W 34-24 Las Cruces, N.M.
 Mar. 3 New Mexico State W 29-19 Las Cruces, N.M.
Coach: Roy Johnson

1925-26 (12-2)
 Jan. 13 Western New Mexico W 50-19 Albuquerque
 Jan. 16 New Mexico Mines W 35-12 Socorro, N.M.
 Jan. 23 Colorado College L 27-35 Colo. Springs, Colo.
 Jan. 26 Northern Colorado W 29-24 Greeley, Colo.
 Jan. 27 Colorado L 17-37 Boulder, Colo.
 Feb. 3 Northern Arizona W 40-18 Albuquerque
 Feb. 8 Arizona W 34-22 Albuquerque
 Feb. 9 Arizona W 40-15 Albuquerque
 Feb. 11 Piggly Wiggly W 39-27 Albuquerque
 Feb. 19 Northern Arizona W 26-17 Flagstaff, Ariz.
 Feb. 20 Northern Arizona W 51-16 Flagstaff, Ariz.
 Feb. 23 New Mexico Mines W 44-21 Albuquerque
 Feb. 26 New Mexico State W 50-10 Albuquerque
 Feb. 27 New Mexico State W 33-21 Albuquerque
Coach: Roy Johnson

1926-27 (13-4)
 Jan. 2 Tulsa Eagles L 35-37 Albuquerque
 Jan. 21 Montezuma W 59-19 Albuquerque
 Jan. 26 Albuquerque Flags W 45-16 Albuquerque
 Jan. 28 Northern Arizona L 30-31 Albuquerque
 Feb. 3 Belen Merchants W 41-28 Albuquerque
 Feb. 9 New Mexico Highlands W 47-25 Albuquerque
 Feb. 11 New Mexico Mines W 65-25 Albuquerque
 Feb. 12 Montezuma W 35-34(OT) Albuquerque
 Feb. 14 New Mexico Highlands W 47-20 Albuquerque
 Feb. 16 Northern Arizona L 35-36 Flagstaff, Ariz.

Feb. 18 Arizona W 34-29 Tucson, Ariz.
 Feb. 19 Arizona L 26-27 Tucson, Ariz.
 Feb. 21 New Mexico State W 27-11 Las Cruces, N.M.
 Feb. 22 New Mexico State W 46-21 Las Cruces, N.M.
 Feb. 23 New Mexico Mines W 48-35 Socorro, N.M.
 Feb. 28 New Mexico State W 49-18 Albuquerque
 Mar. 1 New Mexico State W 45-39 Albuquerque
Coach: Roy Johnson

1927-28 (12-7)
 Dec. 22 Albuquerque Troopers W 33-32 Albuquerque
 Dec. 29 Western State W 35-29 Albuquerque
 Dec. 30 Western State L 23-29 Albuquerque
 Jan. 7 New Mexico Mines W 32-21 Socorro, N.M.
 Jan. 9 Tulsa Eagles L 26-37 Albuquerque
 Jan. 13 Montezuma W 49-25 Albuquerque
 Jan. 21 Montezuma W 39-23 Las Vegas, N.M.
 Jan. 21 New Mexico Highlands W 43-32 Las Vegas, N.M.
 Jan. 27 Northern Arizona L 36-39 Albuquerque
 Jan. 28 Northern Arizona L 35-42 Albuquerque
 Jan. 30 Western New Mexico W 56-35 Albuquerque
 Feb. 4 New Mexico Mines W 57-19 Albuquerque
 Feb. 7 Albuquerque Troopers L 49-65 Albuquerque
 Feb. 9 New Mexico State W 53-51 Albuquerque
 Feb. 10 New Mexico State W 53-32 Albuquerque
 Feb. 18 New Mexico Highlands W 47-34 Albuquerque
 Feb. 21 Arizona L 30-35 Albuquerque
 Feb. 22 Arizona L 32-37 Albuquerque
 Feb. 27 Albuquerque Troopers W 50-48 Albuquerque
Coach: Roy Johnson

1928-29 (14-9)
 Dec. 21 Phillips 66 Oilers L 14-36 Albuquerque
 Jan. 4 Albuquerque Sports Shop L 17-30 Albuquerque
 Jan. 12 New Mexico Mines W 36-23 Albuquerque
 Jan. 18 New Mexico Highlands L 27-37 Las Vegas, N.M.
 Jan. 24 Western New Mexico W 29-29 Albuquerque
 Jan. 25 New Mexico Military W 28-19 Roswell, N.M.
 Jan. 26 New Mexico Military W 31-28 Roswell, N.M.
 Jan. 29 New Mexico Highlands L 30-31 Albuquerque
 Jan. 30 New Mexico Highlands W 32-31 Albuquerque
 Feb. 1 Northern Arizona L 27-35 Flagstaff, Ariz.
 Feb. 2 Northern Arizona W 37-24 Flagstaff, Ariz.
 Feb. 6 Montezuma W 35-23 Albuquerque
 Feb. 8 New Mexico Military W 68-28 Albuquerque
 Feb. 9 New Mexico Military W 53-24 Albuquerque
 Feb. 11 New Mexico Mines W 38-20 Socorro, N.M.
 Feb. 15 New Mexico State W 43-26 Albuquerque
 Feb. 16 New Mexico State W 55-28 Albuquerque
 Feb. 21 Texas-El Paso W 46-27 El Paso, Texas
 Feb. 22 Arizona L 27-40 Tucson, Ariz.
 Feb. 23 Arizona L 29-33 Tucson, Ariz.
 Feb. 27 Northern Arizona L 33-35 Albuquerque
 Feb. 28 Northern Arizona W 39-37 Albuquerque
 Mar. 5 Albuquerque Sports Shop L 28-55 Albuquerque
Coach: Roy Johnson

1929-30 (16-4)
 Jan. 18 Albuquerque Sports Shop L 26-28 Albuquerque
 Jan. 25 New Mexico Highlands W 27-19 Las Vegas, N.M.
 Jan. 27 New Mexico Military W 25-15 Roswell, N.M.
 Jan. 28 New Mexico Military W 40-20 Roswell, N.M.
 Jan. 31 Northern Arizona L 19-31 Albuquerque
 Feb. 1 Northern Arizona W 27-19 Albuquerque
 Feb. 5 Wayland Baptist W 36-28 Albuquerque
 Feb. 7 New Mexico Military W 40-19 Albuquerque
 Feb. 8 New Mexico Military W 33-23 Albuquerque
 Feb. 10 New Mexico Mines W 44-22 Socorro, N.M.
 Feb. 12 DePaul W 26-23 Albuquerque
 Feb. 14 New Mexico State W 35-15 Albuquerque
 Feb. 15 New Mexico State W 48-16 Albuquerque
 Feb. 19 New Mexico Highlands W 45-30 Albuquerque
 Feb. 21 Arizona W 32-28 Albuquerque
 Feb. 22 Arizona L 26-28 Albuquerque
 Feb. 24 Texas-El Paso W 49-26 Albuquerque
 Feb. 26 New Mexico Mines W 35-26 Albuquerque
 Feb. 28 Northern Arizona L 30-35 Flagstaff, Ariz.
 Mar. 1 Northern Arizona W 32-20 Flagstaff, Ariz.
Coach: Roy Johnson

1930-31 (9-7)
 Jan. 15 Phillips 66 Oilers L 9-27 Albuquerque
 Jan. 20 New Mexico Mines W 22-19 Albuquerque
 Jan. 30 New Mexico State W 40-36 Las Cruces, N.M.
 Jan. 31 New Mexico State W 36-32 Las Cruces, N.M.
 Feb. 6 Northern Arizona W 36-18 Flagstaff, Ariz.
 Feb. 7 Northern Arizona W 29-21 Flagstaff, Ariz.
 Feb. 11 Western New Mexico L 27-29 Albuquerque
 Feb. 13 New Mexico Military W 31-26 Albuquerque
 Feb. 14 New Mexico Military W 42-24 Albuquerque
 Feb. 17 Arizona State W 29-24 Tempe, Ariz.
 Feb. 18 Arizona State L 26-34 Tempe, Ariz.
 Feb. 20 Arizona L 25-31 Tucson, Ariz.
 Feb. 21 Arizona L 23-27 Tucson, Ariz.
 Feb. 24 Texas Tech W 32-29 Albuquerque
 Feb. 25 Texas Tech L 24-29 Albuquerque
 Feb. 27 Albuquerque Sports Shop L 22-26 Albuquerque
Coach: Roy Johnson

1931-32 (10-6)

Table with 3 columns: Date, Opponent, Score. Games from Jan. 9 to Feb. 27.

Coach: Tom Churchill

1932-33 (13-6)

Table with 3 columns: Date, Opponent, Score. Games from Jan. 6 to Feb. 25.

Coach: Tom Churchill

1933-34 (16-4)

Table with 3 columns: Date, Opponent, Score. Games from Dec. 1 to Feb. 24.

Coach: Roy Johnson

1934-35 (10-10)

Table with 3 columns: Date, Opponent, Score. Games from Dec. 14 to Feb. 27.

Coach: Roy Johnson

1935-36 (16-10)

Table with 3 columns: Date, Opponent, Score. Games from Dec. 27 to Feb. 3.

Table with 3 columns: Date, Opponent, Score. Games from Feb. 4 to Mar. 3.

Coach: Roy Johnson

1936-37 (12-14)

Table with 3 columns: Date, Opponent, Score. Games from Dec. 12 to Mar. 2.

Coach: Roy Johnson

1937-38 (9-16)

Table with 3 columns: Date, Opponent, Score. Games from Dec. 8 to Mar. 1.

Coach: Roy Johnson

1938-39 (4-21)

Table with 3 columns: Date, Opponent, Score. Games from Dec. 12 to Mar. 7.

Coach: Roy Johnson

1939-40 (3-22)

Table with 3 columns: Date, Opponent, Score. Games from Dec. 18 to Mar. 1.

Coach: Roy Johnson

1940-41 (5-18)

Table with 3 columns: Date, Opponent, Score. Games from Dec. 10 to Feb. 25.

Coach: Dr. Benjamin Sacks

1941-42 (9-13)

Table with 3 columns: Date, Opponent, Score. Games from Dec. 19 to Feb. 26.

Coach: Willis Barnes

1942-43 (3-17)

Table with 3 columns: Date, Opponent, Score. Games from Dec. 18 to Feb. 20.

Table of game results for the 1955-56 season, including dates, opponents, scores, and locations.

1955-56 (6-16)

Table of game results for the 1955-56 season, including dates, opponents, scores, and locations.

Coach: Bill Stockton

1956-57 (5-21)

Table of game results for the 1956-57 season, including dates, opponents, scores, and locations.

Coach: Bill Stockton

1957-58 (3-21)

Table of game results for the 1957-58 season, including dates, opponents, scores, and locations.

Coach: Bill Stockton

1958-59 (3-19)

Table of game results for the 1958-59 season, including dates, opponents, scores, and locations.

Table of game results for the 1959-60 season, including dates, opponents, scores, and locations.

1959-60 (6-19)

Table of game results for the 1959-60 season, including dates, opponents, scores, and locations.

Coach: Bob Sweeney

1960-61 (6-17)

Table of game results for the 1960-61 season, including dates, opponents, scores, and locations.

Coach: Bob Sweeney

1961-62 (6-20)

Table of game results for the 1961-62 season, including dates, opponents, scores, and locations.

Coach: Bob Sweeney

Table of game results for the 1962-63 season, including dates, opponents, scores, and locations.

Coach: Bob King

1963-64 (23-6, 7-3 WAC) - WAC CHAMPIONS

Table of game results for the 1963-64 season, including dates, opponents, scores, and locations.

Coach: Bob Bradley

1964-65 (19-8, 5-5 WAC)

Table of game results for the 1964-65 season, including dates, opponents, scores, and locations.

Coach: Bob King

1965-66 (16-8, 4-6 WAC)

Table of game results for the 1965-66 season, including dates, opponents, scores, and locations.

Dec. 17	Longwood	W 91-54	Albuquerque (LVC)
Dec. 19	The Citadel	W 84-58	Albuquerque (LVC)
Dec. 22	Colorado	W 89-76	Las Vegas, Nev. (LVC)
Dec. 23	Northern Iowa	L 60-66	Las Vegas, Nev. (LVC)
Dec. 29	Texas Tech	W 61-60	Lubbock, Texas
Jan. 1	Dayton	L 73-76 (2OT)	Dayton, Ohio
Jan. 5	Cal State Bakersfield	W 102-62	Albuquerque
Jan. 8	Wyoming	L 66-67	Laramie, Wyo.
Jan. 12	Colorado State	W 68-61	Albuquerque
Jan. 15	San Diego State (9)	L 77-87	Albuquerque
Jan. 18	Utah	L 72-82	Salt Lake City, Utah
Jan. 22	UNLV	L 62-63	Las Vegas, Nev.
Jan. 26	TCU	W 71-46	Albuquerque
Jan. 29	BYU (9)	W 86-77	Albuquerque
Feb. 1	Air Force	W 75-61	Colorado Springs, Colo.
Feb. 9	Wyoming	W 68-57	Albuquerque
Feb. 12	Colorado State	L 82-68	Ft. Collins, Colo.
Feb. 16	San Diego State	L 62-68	San Diego, Calif.
Feb. 19	Utah	L 62-64	Albuquerque
Feb. 23	UNLV	L 74-77 (OT)	Albuquerque
Feb. 26	TCU	W 80-70	Ft. Worth, Tex.
March 2	BYU (3)	W 102-62	Provo, Utah
March 5	Air Force	W 66-61	Albuquerque
March 10	Air Force	W 67-61	Las Vegas, Nev. (MW)
March 11	BYU (8)	L 76-87	Las Vegas, Nev. (MW)
March 15	UTEP	W 69-57	Albuquerque (NIT)
March 21	Alabama	L 67-74	Tuscaloosa, Ala. (NIT)

Coach: Steve Alford

2011-12 (28-7, 10-4 Mountain West)

MW REGULAR SEASON and TOURNAMENT CHAMPIONS			
Nov. 11	New Orleans	W 92-40	Albuquerque
Nov. 16	New Mexico State	L 53-62	Albuquerque
Nov. 18	Arizona State	W 76-71	Tempe, Ariz.
Nov. 24	Santa Clara (76 Classic)	L 76-79 (OT)	Anaheim, Calif.
Nov. 25	Washington State (76 Classic)	W 72-62	Anaheim, Calif.
Nov. 27	Boston College (76 Classic)	W 75-57	Anaheim, Calif.
Nov. 30	Idaho State	W 65-41	Albuquerque
Dec. 3	Missouri State	W 76-60	Albuquerque
Dec. 10	Southern California	W 44-41	Los Angeles
Dec. 17	Oklahoma State	W 66-56	Oklahoma City (ACC)
Dec. 20	Montana State	W 91-46	Albuquerque
Dec. 22	UMKC	W 87-62	Albuquerque
Dec. 28	New Mexico State	W 89-69	Las Cruces, N.M.
Dec. 31	St. Louis	W 64-60	Albuquerque
Jan. 3	Houston Baptist	W 98-61	Albuquerque
Jan. 7	North Dakota	W 85-57	Albuquerque
Jan. 14	Wyoming	W 72-62	Laramie, Wyo.
Jan. 18	San Diego State (16)	L 70-75	Albuquerque
Jan. 21	UNLV (14)	L 63-80	Las Vegas, Nev.
Jan. 25	Colorado State	W 85-52	Albuquerque
Jan. 28	TCU	W 71-54	Albuquerque

Jan. 31	Air Force	W 81-42	Colorado Springs, Colo.
Feb. 4	Boise State	W 65-49	Boise, Idaho
Feb. 11	Wyoming	W 48-38	Albuquerque
Feb. 15	San Diego State (13)	W 77-67	San Diego, Calif.
Feb. 18	UNLV (11)	W 65-45	Albuquerque
Feb. 21 (18)	Colorado State	L 63-71	Fort Collins, Colo.
Feb. 25 (18)	TCU	L 64-83	Fort Worth, Texas
Feb. 29	Air Force	W 79-64	Albuquerque
March 3	Boise State	W 76-61	Albuquerque
March 8	Air Force	W 79-64	Las Vegas, Nev. (MW)
March 9	UNLV (20)	W 72-67	Las Vegas, Nev. (MW)
March 10	San Diego State (18)	W 68-59	Las Vegas, Nev. (MW)
March 15 (21)	Long Beach State	W 75-68	Portland, Ore. (NCAA)
March 17 (21)	Louisville (17)	L 56-59	Portland, Ore. (NCAA)

Coach: Steve Alford

2012-13 (29-6, 13-3 Mountain West)

MW REGULAR SEASON and TOURNAMENT CHAMPIONS			
Nov. 13	Davidson	W 86-81	Albuquerque
Nov. 16	UIC	W 66-59	St. Thomas, V.I. (PJ)
Nov. 18	George Mason	W 70-69	St. Thomas, V.I. (PJ)
Nov. 19	Connecticut (19)	W 66-60	St. Thomas, V.I. (PJ)
Nov. 23	Idaho	W 73-58	Albuquerque
Nov. 25	Portland	W 69-54	Albuquerque
Nov. 28	Mercer	W 76-58	Albuquerque
Dec. 1	Indiana State	W 77-68 (OT)	Terre Haute, Ind.
Dec. 5	18 USC	W 75-67	Albuquerque
Dec. 8	18 Valparaiso	W 65-52	Albuquerque
Dec. 15	17 New Mexico State	W 73-58	Albuquerque
Dec. 19	16 at New Mexico State	W 68-63	Las Cruces
Dec. 22	16 South Dakota State	L 65-70	Albuquerque
Dec. 27	Cincinnati (8)	W 55-54	Cincinnati, Ohio
Dec. 31	20 at Saint Louis	L 44-60	at St. Louis, Mo.
Jan. 9	25 UNLV (20)	W 65-60	Albuquerque
Jan. 12	25 Fresno State	W 72-45	Albuquerque
Jan. 16	19 Boise State	W 79-74 (OT)	Boise, Idaho
Jan. 23	15 Colorado State	W 66-61	Albuquerque
Jan. 26	15 San Diego State (25)	L 34-55	San Diego, Calif.
Jan. 30	20 Wyoming	W 63-59	Laramie, Wyo.
Feb. 2	20 Nevada	W 75-62	Albuquerque
Feb. 6	15 Air Force	W 81-58	Albuquerque
Feb. 9	15 UNLV	L 55-64	Las Vegas, Nev.
Feb. 13	18 Fresno State	W 54-48	Fresno, Calif.
Feb. 16	18 Boise State	W 60-50	Albuquerque
Feb. 23	16 Colorado State	W 91-82	Ft. Collins, Colo.
Feb. 27	14 San Diego State	W 70-60	Albuquerque
March 2	14 Wyoming	W 53-42	Albuquerque
March 6	11 Nevada	W 75-62	Reno, Nev.
March 9	11 Air Force	L 88-89	Colorado Springs, Colo.
March 13	14 Wyoming	W 59-46	Las Vegas, Nev. (MW)
March 15	14 San Diego State	W 60-50	Las Vegas, Nev. (MW)
March 16	14 UNLV	W 63-56	Las Vegas, Nev. (MW)

March 21 10 Harvard
Coach: Steve Alford

L 62-68 Salt Lake City, Utah (NCAA)

2013-14 (17-7, 15-3 Mountain West)

MW TOURNAMENT CHAMPIONS			
Nov. 9	20 Alabama A&M	W 88-52	Albuquerque
Nov. 17	21 Charleston Southern	W 109-93	Albuquerque
Nov. 21	19 UAB	W 97-94 (2OT)	Charleston, S.C. (ChC)
Nov. 22	19 UMass	L 65-81	Charleston, S.C. (ChC)
Nov. 24	19 Davidson	W 78-59	Charleston, S.C. (ChC)
Nov. 30	San Diego	W 73-66	Albuquerque
Dec. 4	at New Mexico State	W 79-70	Las Cruces
Dec. 7	Cincinnati	W 63-54	Albuquerque
Dec. 14	at Kansas (13)	L 63-80	Kansas City, Mo.
Dec. 17	New Mexico State	L 61-67	Albuquerque
Dec. 21	vs. Marquette	W 75-68	Las Vegas, Nev.
Dec. 23	Grand Canyon	W 80-68	Albuquerque
Jan. 4	Colorado State	W 80-73	Albuquerque
Jan. 8	at Wyoming	W 72-69 (OT)	Laramie, Wyo.
Jan. 11	at San Jose State	W 69-65	San Jose, Calif.
Jan. 15	UNLV	L 73-76	Albuquerque
Jan. 18	at Fresno State	W 89-78	Fresno, Calif.
Jan. 21	Boise State	W 84-75	Albuquerque
Jan. 25	at Colorado State	W 68-66	Ft. Collins, Colo.
Jan. 28	at Utah State	W 78-65	Logan, Utah
Feb. 1	San Jose State	W 72-47	Albuquerque
Feb. 5	Wyoming	W 66-61 (OT)	Albuquerque
Feb. 12	at Boise State	L 70-71	Boise, Idaho
Feb. 15	Nevada	W 90-72	Albuquerque
Feb. 19	at UNLV	W 68-56	Las Vegas, Nev.
Feb. 22	San Diego State (6)	W 58-44	Albuquerque
Feb. 25	25 Utah State	W 76-58	Albuquerque
March 2	25 at Nevada	W 72-58	Reno, Nev.
March 5	21 Air Force	W 80-52	Albuquerque
March 8	21 at San Diego State (10)	L 48-51	San Diego, Calif.
March 13	20 vs. Fresno State	W 93-77	Las Vegas, Nev. (MW)
March 14	20 vs. Boise State	W 70-67	Las Vegas, Nev. (MW)
March 15	20 vs. San Diego State (7)	W 64-58	Las Vegas, Nev. (MW)
March 21	17 vs. Stanford	L 53-58	St. Louis, Mo. (NCAA)

Coach: Craig Neal

(#) AP, UPI or ESPN/USA Today Ranking at time of game
BTI - Basketball Travelers Invitational, JWC - John Wooden Classic; JTC - Jim Thorpe Classic; LC- Lobo Classic; LI- Lobo Invitational; WT-WAC Tournament; MWC-Mountain West Tournament; NCAA- NCAA Tournament; NABC-NABC Classic; BCA-BCA Classic, CoSIDA-CoSIDA Classic; HCF-Hispanic College Fund Classic; LVC - Las Vegas Classic; CC-Cancun Challenge; ACC-AII College Classic; E24 - ESPN 24 Hours of College Basketball; PJ - Paradise Jam; ChC-Charleston Classic



SCHOOL	W	L	FIRST GAME	LAST GAME	SCHOOL	W	L	FIRST GAME	LAST GAME
Abilene Christian	8	0	1948-49	2006-07	East Carolina	1	0	1989-90	1989-90
Air Force	55	19	1957-58	2013-14	East Texas State	3	0	1975-76	1981-82
Alabama	0	1	2010-11	2010-11	Eastern Montana	1	0	1963-64	1963-64
Alabama A&M	1	0	2013-14	2013-14	Eastern New Mexico	15	1	1941-42	2000-01
Alabama State	2	0	1985-86	1999-00	Eastern Washington	5	0	1978-79	2007-08
Alaska-Anchorage	2	1	1977-78	1984-85					
Alcorn State	5	0	1999-00	2006-07	Florida State	1	3	1973-74	1982-83
Arizona	42	83	1916-17	1999-00	Fordham	1	0	1981-82	1981-82
Arizona State	48	37	1930-31	2011-12	Fresno State	12	7	1947-48	2013-14
Arkansas-Pine Bluff	2	0	1998-99	2004-05	Furman	1	0	2000-01	2000-01
Arkansas State	1	0	1997-98	1997-98					
Army	1	0	1974-75	1974-75	Georgetown	0	3	1984-85	1995-96
					George Mason	2	0	2000-01	2012-13
Baptist	1	0	1984-85	1984-85	George Washington	1	1	1988-89	1992-93
Baylor	2	0	1965-66	2000-01	Georgia	1	0	1988-89	1988-89
Boise State	6	1	2011-12	2013-14	Georgia State	1	0	2000-01	2000-01
Boston	2	0	1980-81	1995-96	Gonzaga	1	1	2000-01	2001-02
Boston College	1	0	2011-12	2011-12	Grambling	2	0	1987-88	2008-09
Bowling Green	1	0	1983-84	1983-84	Grand Canyon	3	0	1979-80	2013-14
Bradley	0	2	1938-39	1963-64					
Brigham Young	55	75	1949-50	2010-11	Hardin-Simmons	10	6	1941-42	1989-90
Bucknell	3	0	1985-86	1996-97	Harvard	0	1	2012-13	2012-13
Brown	2	0	1968-69	1986-87	Hawai'i	41	17	1964-65	2009-10
Butler	3	1	1968-69	1997-98	Hawai'i Hilo	0	1	1976-77	1976-77
					Holy Cross	1	0	1997-98	1997-98
Cal Poly	1	0	1957-58	1957-58	Houston	1	1	1979-80	1998-99
Cal Poly-Pomona	1	0	1972-73	1972-73	Houston Baptist	1	0	2011-12	2011-12
Cal State Bakersfield	1	0	2010-11	2010-11	Howard Payne	1	0	1964-65	1964-65
Cal State Fullerton	0	1	1977-78	1977-78					
Cal State Hayward	1	0	1964-65	1964-65	Idaho	5	0	1965-66	2012-13
Cal State Los Angeles	4	0	1962-63	1975-76	Idaho State	4	1	1973-74	2011-12
Cal State Northridge	4	0	1968-69	2008-09	Illinois	0	1	1975-76	1975-76
California	2	5	1969-70	2010-11	Illinois-Chicago	1	0	2012-13	2012-13
Cameron College	1	0	1973-74	1973-74	Illinois Tech	1	0	1979-80	1979-80
Centenary	3	0	1989-90	1996-97	IPFW	1	0	2002-03	2002-03
Central Florida	1	1	1978-79	2008-09	Iona	0	1	1949-50	1949-50
Central Missouri State	0	1	1941-42	1941-42	Iowa	1	0	1976-77	1976-77
Central Oklahoma	1	1	1948-49	1954-55	Iowa State	2	1	1964-65	1987-88
Charleston	1	0	1980-81	1980-81					
Charleston Southern	2	0	2006-07	2013-14	Jackson State	2	0	1986-87	1996-97
Charlotte	1	1	1986-87	1994-95	Jacksonville	1	0	1974-75	1974-75
The Citadel	1	0	2010-11	2010-11					
Cincinnati	2	0	2012-13	2013-14	Kansas	1	2	1963-64	2013-14
Colorado	7	6	1925-26	2010-11	Kansas State	2	4	1960-61	2006-07
Colorado College	4	7	1925-26	1943-44	Kent	1	1	1949-50	1985-86
Colorado Mines	1	0	1941-42	1941-42	Kentucky State	1	0	1977-78	1977-78
Colorado State	73	43	1940-41	2013-14	Kentucky Wesleyan	0	2	1955-56	1956-57
Columbia	3	0	1973-74	1996-97					
Connecticut	1	1	1998-99	2012-13	Lamar	1	1	1978-79	1983-84
Coppin State	2	0	1998-99	2003-04	Long Beach State	4	2	1962-63	2011-12
Cornell	2	0	1998-99	2003-04	Longwood	2	0	2006-07	2010-11
Creighton	3	1	1966-67	2009-10	Louisiana Tech	2	0	1991-92	2009-10
					Louisville	0	3	1989-90	2011-12
Dartmouth	4	0	1972-73	2005-06	Loyola Marymount	4	1	1966-67	2007-08
Davidson	3	0	1978-79	2013-14	Loyola (Md.)	1	0	1988-89	1988-89
Dayton	2	2	1973-74	2010-11					
Denver	21	21	1940-41	1970-71	Maine	1	0	1989-90	1989-90
DePaul	2	0	1929-30	1998-99	Marquette	1	0	2013-14	2013-14
Detroit	2	1	1959-60	2010-11	Marshall	1	0	1981-82	1981-82
Doane	1	0	1971-72	1971-72	Maryland-Eastern Shore	1	0	1990-91	1990-91
Drake	1	3	1939-40	2008-09	Massachusetts	0	1	2013-14	2013-14
Drexel	1	0	2000-01	2000-01	McNeese State	1	0	1998-99	1998-99
Duquesne	2	1	1949-50	2004-05	Memphis	0	2	1956-57	2000-01
					Mercer	3	0	1995-96	2012-13
					Miami (Fla.)	2	0	1986-87	1988-89
					Miami (Ohio)	2	0	1991-92	2009-10
					Michigan	0	1	1957-58	1957-58
					Michigan State	0	2	1970-71	1985-86
					Middle Tennessee State	1	0	1993-94	1993-94
					Midwestern State	2	0	1965-66	1981-82
					Minnesota	1	1	1973-74	2001-02
					Missouri	1	0	1998-99	1998-99
					Missouri-Kansas City	1	0	2011-12	2011-12
					Missouri Baptist	1	0	1981-82	1981-82
					Missouri State	2	0	1962-63	2011-12
					Mississippi	3	1	1996-97	2008-09
					Mississippi Valley State	1	0	2004-05	2004-05
					Monmouth	1	0	1989-90	1989-90
					Montana	8	16	1950-51	2009-10
					Montana State	1	0	2011-12	2011-12
					Morgan State	2	0	1984-85	1985-86
					Murray State	1	0	1956-57	1956-57

NEW MEXICO'S OLDEST RIVALRY

Opponent	Series Started	Games
New Mexico State	1903-04	212
Texas-El Paso	1928-29	141
Wyoming	1950-51	130
Brigham Young	1950-51	130
Utah	1951-52	127
Arizona	1916-17	125
Colorado State	1940-41	116
Texas Tech	1930-31	85
Arizona State	1930-31	85
North Arizona	1925-26	83

SCHOOL	W	L	FIRST GAME	LAST GAME	SCHOOL	W	L	FIRST GAME	LAST GAME
Nebraska	1	0	2008-09	2008-09	TCU	16	6	1964-65	2011-12
New Hampshire	1	0	1998-99	1998-99	Temple	1	1	1968-69	2000-01
New Mexico Highlands	25	4	1909-10	2003-04	Tennessee	2	2	1989-90	2004-05
New Mexico State	116	96	1904-05	2013-14	Tennessee State	1	0	1991-92	1991-92
New Orleans	1	0	2011-12	2011-12	Tennessee Tech	1	0	2001-02	2001-02
Nicholls State	1	0	2009-10	2009-10	Texas	2	1	1985-86	1987-88
NYU	1	0	1963-64	1963-64	Texas A&M	6	1	1966-67	2009-10
North Carolina A&T	2	0	2004-05	2006-07	Texas-Arlington	4	0	1990-91	2005-06
UNC Greensboro	1	0	2001-02	2001-02	Texas-El Paso	76	65	1928-29	2010-11
North Dakota	3	0	1966-67	2011-12	Texas-Pan American	4	0	1983-84	1998-99
North Texas	2	0	1987-88	1990-91	Texas Southern	5	1	1984-85	2001-02
Northeastern	2	0	1998-99	2002-03	Texas Tech	42	43	1930-31	2010-11
Northern Arizona	42	41	1925-26	2009-10	Towson State	1	0	1989-90	1989-90
Northern Colorado	4	0	1925-26	2004-05	Troy	1	0	2004-05	2004-05
Northern Iowa	1	0	2010-11	2010-11	Tulane	1	0	1965-66	1965-66
Northwestern (La.) State	2	0	2002-03	2003-04	Tulsa	2	1	1996-97	1997-98
Northwood	1	0	2010-11	2010-11	UAB	1	0	2013-14	2013-14
Notre Dame	0	1	2008-09	2008-09	UCLA	2	2	1954-55	1997-98
Ohio State	1	1	1987-88	1987-88	UC Davis	2	0	1974-75	1978-79
Oklahoma	0	2	1987-88	1988-89	UC Riverside	1	0	2009-10	2009-10
Oklahoma Christian	2	0	1963-64	1971-72	UC Santa Barbara	1	1	1947-48	1958-59
Oklahoma City	1	2	1948-49	1957-58	UNLV	20	30	1975-76	2013-14
Oklahoma State	3	1	1986-87	2011-12	U.S. International	5	0	1959-60	1985-86
Old Dominion	1	0	1996-97	1996-97	Utah	48	80	1951-52	2010-11
Oral Roberts	1	1	2008-09	2009-10	Utah State	6	19	1951-52	2013-14
Oregon	6	2	1961-62	2005-06	Valparaiso	2	0	1959-60	2012-13
Oregon State	4	2	1971-72	1986-87	Vanderbilt	0	3	1956-57	1986-87
Pacific	2	0	1963-64	2001-02	Vermont	1	0	1977-78	1977-78
Panhandle A&M	1	0	1963-64	1963-64	Villanova	0	1	2004-05	2004-05
Pasadena College	0	1	1953-54	1953-54	Virginia	0	2	1991-92	1993-94
Pepperdine	4	2	1947-48	2006-07	Virginia Commonwealth	0	1	2008-09	2008-09
Penn	1	0	1992-93	1992-93	Virginia Tech	0	1	1972-73	1972-73
Penn State	1	1	1989-90	2003-04	Wake Forest	1	3	1988-89	2004-05
Phillips University	2	0	1953-54	1953-54	Washington	2	4	1983-84	2009-10
Portland	2	0	2003-04	2012-13	Washington-Missouri	0	2	1961-62	1963-64
Portland State	3	0	1975-76	2002-03	Washington State	3	1	1969-70	2011-12
Prairie View A&M	1	0	1988-89	1988-89	Wayland Baptist	2	0	1929-30	1970-71
Presbyterian	1	0	2007-08	2007-08	Weber State	2	2	1979-80	2007-08
Puget Sound	1	0	1977-78	1977-78	West Texas State	13	22	1941-42	1979-80
Purdue	1	0	1963-64	1963-64	West Virginia	0	4	1949-50	2001-02
Rhode Island	1	0	1967-68	1967-68	Western Kentucky	1	0	2000-01	2000-01
Rice	4	1	1958-59	1998-99	Western New Mexico	19	2	1914-15	2004-05
Rider	1	0	1987-88	1987-88	Western State	2	1	1927-28	1950-51
Rutgers	0	1	1966-67	1966-67	Whittier	1	0	1971-72	1971-72
Sacramento State	3	0	1998-99	2006-07	Wichita State	3	2	1951-52	2006-07
St. Bonaventure	1	0	2007-08	2007-08	William & Mary	2	0	1992-93	2000-01
St. John's	0	3	1964-65	1999-00	Winthrop	1	0	1986-87	1986-87
St. Joseph's (Pa.)	1	1	1968-69	1999-00	Wisconsin	0	2	1957-58	1984-85
Saint Louis	3	3	1971-72	2012-13	Wisconsin-Parkside	1	0	1976-77	1976-77
St. Mary's (Calif.)	2	0	1968-69	2001-02	Wyoming	66	64	1950-51	2013-14
Sam Houston State	2	0	1996-97	1999-00	Xavier, Ohio	0	1	1959-60	1959-60
San Diego	7	2	1985-86	2013-14	Yale	1	0	1997-98	1997-98
San Diego State	44	34	1975-76	2013-14					
San Francisco	2	2	1968-69	1994-95					
San Francisco State	1	0	2003-04	2003-04					
San Jose State	8	0	1961-62	2013-14					
Santa Clara	4	3	1966-67	2011-12					
Seattle	3	0	1966-67	1972-73					
Seton Hall	0	2	1949-50	1987-88					
Simon Fraser	5	0	1993-94	1999-00					
South Carolina	0	1	1969-70	1969-70					
South Carolina State	1	0	2005-06	2005-06					
South Dakota State	1	0	2012-13	2012-13					
South Florida	1	0	1999-00	1999-00					
Southern	1	0	1990-91	1990-91					
Southern California	6	5	1954-55	2012-13					
Southern Colorado	1	0	1982-83	1982-83					
Southern Illinois	1	0	2010-11	2010-11					
SMU	3	0	1996-97	1998-99					
Southern Mississippi	2	0	1950-51	2008-09					
Southern Utah	3	1	1999-00	2007-08					
Southeast Missouri State	1	0	2008-09	2008-09					
Southwest Oklahoma State	1	0	1962-63	1962-63					
Southwest Texas	2	0	1990-91	1995-96					
Stanford	1	3	1974-75	2013-14					
Stephen F. Austin	2	0	1994-95	1999-00					
Stetson	1	1	1973-74	1974-75					
Syracuse	1	2	1966-67	1997-98					

Boldface indicates 2014-15 (possible) opponents.

LOBO RECORD BY DECADE

Decade	Record	Pct.
1900-10	15-10	.600
1910-20	34-15	.694
1920-30	86-39	.688
1930-40	102-116	.468
1940-50	99-115	.463
1950-60	71-160	.307
1960-70	158-103	.605
1970-80	169-107	.612
1980-90	188-131	.589
1990-00	220-97	.694
2000-10	195-122	.615
2010-14	106-33	.763

Abilene Christian
New Mexico leads 8-0
Home 5-0 (Pit 4-0), Road 2-0, Neutral 0-0
12-20-48 New Mexico 46-44 at Portales, N.M.
12-28-62 New Mexico 88-64 at Abilene
12-2-63 New Mexico 79-65 Albuquerque
12-1-66 New Mexico 62-53 Albuquerque
12-15-72 New Mexico 103-74 Albuquerque
12-15-73 New Mexico 98-84 at Abilene
12-18-74 New Mexico 85-63 Albuquerque
11-10-06 New Mexico 91-54 Albuquerque

Air Force
New Mexico leads 55-19
Home 32-4 (Pit 32-2), Road 20-14, Neutral 3-0
12-7-57 Air Force 68-50 Albuquerque
1-29-60 Air Force 70-66 at Denver
12-1-60 Air Force 85-73 at Air Force
2-7-62 Air Force 62-56 Albuquerque
2-11-67 New Mexico 73-64 (OT) at Air Force
1-3-68 New Mexico 88-60 Albuquerque
2-7-70 New Mexico 64-61 at Air Force
1-11-71 New Mexico 73-66 Albuquerque
1-22-81 New Mexico 38-37 at Air Force
2-28-81 New Mexico 79-69 Albuquerque
1-8-82 New Mexico 68-61 Albuquerque
2-27-82 Air Force 64-59 at Air Force
1-17-83 New Mexico 89-76 Albuquerque
2-10-83 Air Force 61-52 at Air Force
1-19-84 New Mexico 57-47 at Air Force
2-20-84 New Mexico 49-48 Albuquerque
1-12-85 New Mexico 91-50 Albuquerque
2-1-85 New Mexico 58-52 at Air Force
2-6-86 New Mexico 72-70 Albuquerque
2-22-86 Air Force 66-64 at Air Force
1-17-87 New Mexico 80-65 at Air Force
2-28-87 New Mexico 80-73 Albuquerque
1-8-88 New Mexico 80-67 Albuquerque
2-4-88 Air Force 65-58 at Air Force
2-11-89 New Mexico 79-67 Albuquerque
2-25-89 New Mexico 80-73 at Air Force
3-9-89 New Mexico 74-60 at Salt Lake *
1-27-90 New Mexico 61-44 Albuquerque
2-28-90 New Mexico 62-54 at Air Force
1-31-91 New Mexico 92-55 Albuquerque
2-28-91 New Mexico 66-56 at Air Force
1-11-92 New Mexico 78-63 Albuquerque
2-29-92 New Mexico 70-55 at Air Force
1-9-93 New Mexico 63-43 Albuquerque
2-27-93 New Mexico 80-60 at Air Force
1-8-94 New Mexico 80-54 at Air Force
2-24-94 New Mexico 90-71 Albuquerque
1-4-95 New Mexico 86-72 Albuquerque
3-4-95 Air Force 59-58 at Air Force
1-4-96 New Mexico 61-49 at Air Force
2-29-96 New Mexico 67-55 Albuquerque
1-3-98 New Mexico 92-59 Albuquerque
2-14-98 New Mexico 96-72 at Air Force
1-22-00 New Mexico 89-72 Albuquerque
2-12-00 New Mexico 81-67 at Air Force
1-13-01 New Mexico 59-52 Albuquerque
2-10-01 Air Force 53-49 at Air Force
1-14-02 New Mexico 50-47 Albuquerque
2-9-02 Air Force 47-44 at Air Force
2-8-03 New Mexico 73-59 Albuquerque
3-8-03 Air Force 68-60 at Air Force
1-17-04 Air Force 68-42 Albuquerque
2-14-04 Air Force 51-50 at Air Force
1-15-05 Air Force 64-62 at Air Force
2-14-05 New Mexico 63-52 Albuquerque
1-21-06 New Mexico 62-59 Albuquerque
2-22-06 Air Force 51-46 at Air Force
1-9-07 Air Force 65-57 at Air Force
2-10-07 Air Force 60-51 Albuquerque
1-19-08 New Mexico 59-54 Albuquerque
2-20-08 New Mexico 68-51 at Air Force
1-10-09 New Mexico 78-53 Albuquerque
2-11-09 New Mexico 76-66 at Air Force
1-20-10 New Mexico 73-50 at Air Force
2-20-10 New Mexico 59-56 Albuquerque
3-11-10 New Mexico 75-69 at Las Vegas\$
2-1-11 New Mexico 75-61 at Air Force
3-5-11 New Mexico 66-61 Albuquerque
1-31-12 New Mexico 81-42 at Air Force
2-29-12 New Mexico 86-56 Albuquerque
3-8-12 New Mexico 79-64 at Las Vegas\$
2-6-13 New Mexico 81-58 Albuquerque
3-9-13 Air Force 89-88 at Air Force
3-5-14 New Mexico 80-52 Albuquerque

Alabama
Alabama leads 1-0
Home 0-0 (Pit 0-0), Road 0-1, Neutral 0-0
3-21-11 Alabama 74-67 at Tuscaloosa

Alabama A&M
New Mexico leads 1-0
Home 1-0 (Pit 1-0), Road 0-0, Neutral 0-0
11-9-13 New Mexico 88-52 Albuquerque

Alabama State
New Mexico leads 2-0
Home 2-0 (Pit 2-0), Road 0-0, Neutral 0-0
12-21-85 New Mexico 92-82 Albuquerque
12-29-99 New Mexico 68-47 Albuquerque

Alaska-Anchorage
New Mexico leads 2-1
Home 2-0 (Pit 2-0), Road 0-1, Neutral 0-0
12-17-77 New Mexico 127-101 Albuquerque
11-26-83 Alaska-Anchorage 79-72 at Anchorage
12-29-84 New Mexico 98-70 Albuquerque

Alcorn State
New Mexico leads 5-0
Home 5-0 (Pit 5-0), Road 0-0, Neutral 0-0
11-27-99 New Mexico 85-58 Albuquerque
11-27-00 New Mexico 81-65 Albuquerque
12-1-01 New Mexico 87-55 Albuquerque
12-20-05 New Mexico 87-75 Albuquerque
12-28-06 New Mexico 91-59 Albuquerque

Arizona
Arizona leads 83-42
Home 31-34 (Pit 14-5), Road 11-48, Neutral 0-1
2-1-17 New Mexico 28-19 Albuquerque
2-4-20 Arizona 40-21 Albuquerque
2-5-20 Arizona 51-19 Albuquerque
2-1-22 Arizona 58-22 Albuquerque
2-2-22 Arizona 25-21 Albuquerque
2-12-23 Arizona 69-13 at Tucson
2-13-23 Arizona 38-5 at Tucson
2-29-24 Arizona 37-21 Albuquerque
3-1-24 Arizona 34-15 Albuquerque
2-27-25 New Mexico 31-30 at Tucson
2-28-25 Arizona 21-18 at Tucson
2-8-26 New Mexico 34-22 Albuquerque
2-9-26 New Mexico 40-15 Albuquerque
2-18-27 New Mexico 34-29 at Tucson
2-19-27 Arizona 27-26 at Tucson
2-21-28 Arizona 35-30 Albuquerque
2-22-28 Arizona 37-32 Albuquerque
2-22-29 Arizona 40-27 at Tucson
2-23-29 Arizona 33-29 at Tucson
2-21-30 New Mexico 32-28 Albuquerque
2-22-30 Arizona 28-26 Albuquerque
2-20-31 Arizona 31-25 at Tucson
2-21-31 Arizona 27-23 at Tucson
2-19-32 New Mexico 30-28 Albuquerque
2-20-32 New Mexico 40-33 Albuquerque
2-17-33 Arizona 47-25 at Tucson
2-18-33 Arizona 38-29 at Tucson
2-23-34 Arizona 33-32 Albuquerque
2-24-34 Arizona 36-31 Albuquerque
2-4-35 New Mexico 38-15 at Tucson
2-5-35 New Mexico 43-28 at Tucson
2-26-35 Arizona 41-38 Albuquerque
2-27-35 Arizona 38-37 Albuquerque
1-31-36 Arizona 28-25 Albuquerque
2-1-36 New Mexico 25-23 Albuquerque
2-28-36 Arizona 41-25 at Tucson
2-29-36 New Mexico 40-27 at Tucson
2-1-37 Arizona 38-32 at Tucson
2-2-37 New Mexico 32-30 (OT) at Tucson
2-25-37 Arizona 37-26 Albuquerque
2-26-37 New Mexico 37-32 Albuquerque
2-14-38 Arizona 45-39 Albuquerque
2-15-38 Arizona 43-35 Albuquerque
2-25-38 Arizona 60-49 at Tucson
2-26-38 Arizona 53-47 at Tucson
2-17-39 Arizona 56-40 at Tucson
2-18-39 Arizona 63-40 at Tucson
3-3-39 Arizona 39-37 Albuquerque
3-4-39 Arizona 45-41 Albuquerque
2-23-40 Arizona 62-52 at Tucson
2-24-40 Arizona 59-42 at Tucson
2-1-41 Arizona 47-31 Albuquerque
2-1-41 New Mexico 33-23 Albuquerque
2-15-41 Arizona 62-35 at Tucson
1-31-42 New Mexico 50-41 Albuquerque
2-11-42 New Mexico 53-43 at Tucson
2-17-43 Arizona 55-40 Albuquerque
2-19-43 Arizona 41-37 Albuquerque
12-20-45 New Mexico 42-37 Albuquerque
12-21-45 Arizona 47-38 Albuquerque
2-1-46 Arizona 78-53 at Tucson
2-2-46 Arizona 73-42 at Tucson
1-11-47 Arizona 58-40 Albuquerque
2-7-47 Arizona 67-37 at Tucson
2-5-48 Arizona 58-46 at Tucson
2-12-48 Arizona 62-59 Albuquerque
1-12-49 Arizona 57-53 at Tucson
3-2-49 Arizona 66-57 Albuquerque
12-30-49 Arizona 65-52 at El Paso
2-9-50 Arizona 57-53 Albuquerque
2-22-50 Arizona 71-62 at Tucson
2-12-51 Arizona 77-53 Albuquerque
2-24-51 Arizona 63-58 at Tucson
1-1-55 New Mexico 71-65 Albuquerque
12-13-56 Arizona 74-55 at Tucson
3-2-59 Arizona 80-77 Albuquerque
2-10-60 Arizona 64-62 at Tucson
12-16-60 New Mexico 79-73 Albuquerque
12-23-61 Arizona 85-63 at Tucson
1-19-63 New Mexico 59-48 Albuquerque
2-22-63 Arizona 49-46 at Tucson
1-16-64 New Mexico 59-50 Albuquerque
2-22-64 Arizona 54-46 at Tucson
1-19-65 New Mexico 64-42 Albuquerque
2-20-65 New Mexico 70-86 at Tucson
2-4-66 Arizona 83-77 (2OT) at Tucson
3-3-66 New Mexico 83-69 Albuquerque

2-4-67 New Mexico 81-50 Albuquerque
2-17-67 Arizona 70-64 at Tucson
2-3-68 Arizona 69-68 at Tucson
2-22-68 New Mexico 102-74 Albuquerque
2-8-69 New Mexico 79-74 Albuquerque
2-20-69 Arizona 77-75 at Tucson
1-17-70 Arizona 78-72 Albuquerque
2-19-70 Arizona 80-78 at Tucson
2-4-71 New Mexico 81-77 Albuquerque
3-6-71 New Mexico 93-83 at Tucson
1-29-72 New Mexico 61-55 Albuquerque
2-24-72 Arizona 53-51 at Tucson
1-6-73 Arizona 83-73 at Tucson
2-8-73 New Mexico 93-73 Albuquerque
1-11-74 Arizona 97-89 at Tucson
2-16-74 New Mexico 99-72 Albuquerque
1-17-75 Arizona 67-49 at Tucson
2-22-75 Arizona 58-56 Albuquerque
1-24-76 Arizona 80-79 Albuquerque
2-20-76 Arizona 67-65 (OT) at Tucson
1-13-77 Arizona 89-87 Albuquerque
2-12-77 Arizona 88-84 at Tucson
1-14-78 New Mexico 93-81 at Tucson
2-9-78 New Mexico 103-85 Albuquerque
12-22-78 Arizona 107-88 at Tucson
2-26-79 New Mexico 129-98 Albuquerque
12-19-81 Arizona 67-63 at Tucson
12-4-82 New Mexico 101-73 Albuquerque
12-21-84 New Mexico 59-58 Albuquerque
12-14-85 Arizona 70-55 at Tucson
1-2-88 New Mexico 61-59 Albuquerque
11-30-88 Arizona 80-67 at Tucson
12-14-91 Arizona 66-54 Albuquerque
12-8-92 Arizona 89-70 at Tucson
11-30-96 New Mexico 84-77 Albuquerque
1-18-98 Arizona 89-70 at Tucson
1-16-99 New Mexico 79-78 Albuquerque
12-21-99 New Mexico 70-68 at Tucson

Arizona State
New Mexico leads 48-37
Home 35-13 (Pit 10-6), Road 13-24, Neutral 0-0
2-17-31 New Mexico 29-24 at Tempe
2-18-31 Arizona State 34-26 at Tempe
2-12-32 New Mexico 50-38 Albuquerque
2-13-32 Arizona State 33-31 Albuquerque
2-13-33 New Mexico 36-25 Albuquerque
2-14-33 New Mexico 36-31 Albuquerque
2-20-33 New Mexico 30-23 at Tempe
2-21-33 Arizona State 23-20 at Tempe
2-16-34 New Mexico 47-36 Albuquerque
2-17-34 New Mexico 42-36 Albuquerque
1-4-35 New Mexico 33-24 Albuquerque
1-5-35 New Mexico 27-23 Albuquerque
3-2-36 Arizona State 42-29 at Tempe
3-3-36 New Mexico 53-37 at Tempe
2-22-37 Arizona State 41-30 Albuquerque
2-23-37 New Mexico 38-33 Albuquerque
2-1-38 New Mexico 49-39 Albuquerque
2-2-38 Arizona State 44-27 Albuquerque
2-20-39 New Mexico 64-38 at Tempe
2-21-39 Arizona State 56-52 at Tempe
3-6-39 New Mexico 65-54 Albuquerque
3-7-39 Arizona State 51-42 Albuquerque
2-26-40 Arizona State 62-24 at Tempe
2-27-40 Arizona State 56-45 at Tempe
2-14-40 New Mexico 51-46 at Tempe
2-21-41 Arizona State 54-42 Albuquerque
2-22-41 Arizona State 40-35 Albuquerque
2-5-42 New Mexico 37-27 Albuquerque
2-10-42 Arizona State 40-33 at Tempe
2-18-43 New Mexico 41-34 Albuquerque
2-20-43 Arizona State 50-40 Albuquerque
12-28-45 New Mexico 50-44 Albuquerque
12-29-45 New Mexico 59-39 Albuquerque
2-28-46 New Mexico 34-32 Albuquerque
2-6-47 Arizona State 56-54 at Tempe
2-19-47 New Mexico 73-56 Albuquerque
1-8-48 New Mexico 48-47 Albuquerque
2-6-48 Arizona State 47-27 at Tempe
1-13-49 Arizona State 47-43 at Tempe
2-9-49 New Mexico 41-38 Albuquerque
2-23-50 Arizona State 96-75 at Tempe
2-27-50 New Mexico 77-71 Albuquerque
1-12-51 New Mexico 51-46 Albuquerque
2-23-51 Arizona State 56-53 at Tempe
12-16-61 Arizona State 82-59 Albuquerque
1-17-63 New Mexico 59-47 Albuquerque
2-23-63 Arizona State 76-62 at Tempe
1-18-64 New Mexico 63-54 Albuquerque
2-21-64 Arizona State 47-45 at Tempe
1-7-65 New Mexico 49-48 Albuquerque
2-19-65 Arizona State 71-65 at Tempe
2-5-66 Arizona State 74-68 at Tempe
3-5-66 New Mexico 82-63 Albuquerque
2-2-67 New Mexico 88-48 Albuquerque
2-18-67 New Mexico 64-50 at Tempe
2-2-68 New Mexico 68-62 at Tempe
2-24-68 New Mexico 105-83 Albuquerque
2-6-69 Arizona State 78-73 Albuquerque
2-22-69 New Mexico 84-75 (OT) at Tempe
1-15-70 New Mexico 97-86 Albuquerque
2-21-70 New Mexico 87-85 at Tempe
2-6-71 Arizona State 92-80 Albuquerque
3-5-71 Arizona State 90-63 at Tempe
1-28-72 New Mexico 71-63 Albuquerque

College of Charleston
New Mexico leads 1-0
Home 1-0 (Pit 1-0), Road 0-0, Neutral 0-0
12-22-80 New Mexico72-60 Albuquerque

Charleston Southern
New Mexico leads 2-0
Home 2-0 (Pit 2-0), Road 0-0, Neutral 0-0
12-19-06 New Mexico76-69 Albuquerque>
11-17-13 New Mexico109-93 Albuquerque

Charlotte
Series tied 1-1
Home 0-1 (Pit 0-1), Road 0-0, Neutral 1-0
11-28-86 New Mexico74-72 at Kahalui, Maui
12-29-94 UNC-Charlotte78-75 (OT) Albuquerque

Cincinnati
New Mexico leads 2-0
Home 1-0 (Pit 1-0), Road 1-0, Neutral 0-0
12-27-12 New Mexico55-54 at Cincinnati
12-7-13 New Mexico63-54 Albuquerque

The Citadel
New Mexico leads 1-0
Home 1-0 (Pit 1-0), Road 0-0, Neutral 0-0
12-19-10 New Mexico84-58 Albuquerque>

Colorado
New Mexico leads 7-6
Home 3-2 (Pit 3-1), Road 3-4, Neutral 1-0
1-27-26 Colorado37-17 at Boulder
12-7-59 Colorado82-60 at Boulder
12-5-60 Colorado74-65 Albuquerque
12-16-68 Colorado79-72 at Boulder
12-1-70 New Mexico66-63 at Boulder
12-23-72 New Mexico92-71 Albuquerque
11-29-75 New Mexico78-75 at Boulder
11-27-76 New Mexico90-82 Albuquerque
12-1-79 Colorado86-78 at Boulder
11-28-80 Colorado75-65 Albuquerque
11-14-06 New Mexico106-65 Albuquerque
11-9-07 New Mexico54-47 at Boulder
12-22-10 New Mexico89-76 Las Vegas>

Colorado College
Colorado College leads 7-4
Home 3-2 (Pit 0-0), Road 1-4, Neutral 0-1
1-23-26 Colo. College35-27 at Colo. Springs
12-27-35 New Mexico35-25 Albuquerque
12-28-35 New Mexico37-36 (OT) Albuquerque
12-28-36 New Mexico32-21 at Colo. Springs
12-29-36 Colo. College33-22 at Colo. Springs
12-16-38 Colo. College44-37 at Colo. Springs
12-17-38 Colo. College46-28 at Colo. Springs
12-29-39 New Mexico44-41 Albuquerque
12-30-39 Colo. College37-32 Albuquerque
12-21-40 Colo. College56-39 at Denver
1-8-44 Colo. College46-45 Albuquerque

Colorado Mines
New Mexico leads 1-0
Home 0-0 (Pit 0-0), Road 0-0, Neutral 1-0
12-27-41 New Mexico33-30 at Okla. City

Colorado State
New Mexico leads 73-43
Home 48-12 (Pit 43-5), Road 23-30, Neutral 2-1
12-20-40 Colorado State53-39 at Denver
1-5-52 New Mexico64-63 Albuquerque
1-12-52 Colorado State85-60 at Ft. Collins
1-3-53 Colorado State85-66 at Ft. Collins
1-16-53 New Mexico72-56 Albuquerque
1-2-54 Colorado State77-51 at Ft. Collins
1-16-54 Colorado State67-62 Albuquerque
1-14-55 Colorado State81-59 at Ft. Collins
2-19-55 New Mexico70-65 Albuquerque
1-6-56 Colorado State67-52 at Ft. Collins
2-24-56 Colorado State75-67 Albuquerque
1-5-57 New Mexico70-62 Albuquerque
2-23-57 Colorado State78-54 at Ft. Collins
1-11-58 Colorado State77-58 at Ft. Collins
1-25-58 Colorado State48-41 Albuquerque
1-24-59 Colorado State67-56 Albuquerque
2-13-59 Colorado State74-55 at Ft. Collins
1-9-60 Colorado State88-67 at Ft. Collins
1-23-60 Colorado State77-63 Albuquerque
1-21-61 Colorado State60-53 Albuquerque
2-10-61 Colorado State90-61 at Ft. Collins
1-5-62 Colorado State67-41 at Ft. Collins
1-20-62 Colorado State74-58 Albuquerque
12-20-62 New Mexico56-46 Albuquerque
12-6-63 New Mexico55-53 at Ft. Collins
12-30-66 New Mexico64-49 Albuquerque
1-10-70 Colorado State79-62 at Ft. Collins
2-12-70 Colorado State64-57 Albuquerque
1-30-71 Colorado State79-71 at Ft. Collins
2-25-71 Colorado State68-67 Albuquerque
1-7-72 Colorado State93-65 at Ft. Collins
2-12-72 New Mexico77-75 (OT) Albuquerque
1-27-73 Colorado State76-67 at Ft. Collins
2-22-73 New Mexico93-72 Albuquerque
1-26-74 New Mexico54-49 Albuquerque
2-22-74 New Mexico67-65 at Ft. Collins
1-11-75 New Mexico85-70 Albuquerque
2-14-75 Colorado State58-53 at Ft. Collins

1-9-76 New Mexico80-71 at Ft. Collins
2-14-76 New Mexico84-75 Albuquerque
2-3-77 New Mexico73-64 Albuquerque
3-5-77 Colorado State78-64 at Ft. Collins
2-4-78 New Mexico91-82 at Ft. Collins
3-2-78 New Mexico111-88 Albuquerque
1-18-79 New Mexico94-76 Albuquerque
2-17-79 New Mexico77-69 at Ft. Collins
1-12-80 Colorado State82-68 at Ft. Collins
2-7-80 New Mexico80-79 (OT) Albuquerque
1-9-81 New Mexico80-75 at Ft. Collins
2-14-81 New Mexico68-51 Albuquerque
1-29-82 New Mexico67-58 Albuquerque
2-13-82 New Mexico64-62 at Ft. Collins
1-13-83 New Mexico68-58 Albuquerque
2-12-83 Colorado State85-70 at Ft. Collins
1-21-84 New Mexico55-47 at Ft. Collins
2-18-84 New Mexico61-50 Albuquerque
1-28-85 New Mexico44-42 Albuquerque
2-2-85 Colorado State61-52 at Ft. Collins
3-6-85 New Mexico62-56 Albuquerque*
1-11-86 Colorado State65-58 at Ft. Collins
1-24-86 New Mexico64-51 Albuquerque
1-24-87 New Mexico75-54 Albuquerque
2-21-87 New Mexico62-61 Albuquerque
3-5-87 New Mexico92-77 Albuquerque*
2-1-88 New Mexico60-51 Albuquerque
2-18-88 Colorado State61-60 at Ft. Collins
1-12-89 Colorado State64-62 at Ft. Collins
1-26-89 New Mexico65-62 (OT) Albuquerque
1-6-90 New Mexico63-61 Albuquerque
2-8-90 Colorado State75-71 Albuquerque
1-3-91 New Mexico54-46 Albuquerque
2-7-91 Colorado State66-61 Albuquerque
2-8-92 New Mexico61-47 Albuquerque
2-27-92 New Mexico60-56 at Ft. Collins
1-21-93 Colorado State67-65 (OT) Albuquerque
2-11-93 Colorado State67-50 at Ft. Collins
2-10-94 Colorado State72-70 at Ft. Collins
2-12-94 New Mexico82-59 Albuquerque
1-12-95 New Mexico71-68 Albuquerque
2-16-95 New Mexico91-74 at Ft. Collins
1-15-96 New Mexico67-65 at Ft. Collins
2-19-96 New Mexico78-66 Albuquerque
1-12-98 New Mexico78-64 at Ft. Collins
2-7-98 New Mexico77-62 Albuquerque
1-10-00 New Mexico71-70 at Ft. Collins
3-2-00 New Mexico76-68 Albuquerque
1-27-01 New Mexico72-71 (ot) Albuquerque
2-24-01 New Mexico54-51 at Ft. Collins
3-8-01 New Mexico76-65 at Las Vegas\$
1-28-02 New Mexico70-64 at Fort Collins
2-23-02 New Mexico72-60 Albuquerque
1-13-03 Colorado State74-58 at Fort Collins
2-17-03 New Mexico82-72 Albuquerque
2-7-04 New Mexico63-51 Albuquerque
3-6-04 Colorado State76-66 at Fort Collins
2-5-05 New Mexico55-47 at Fort Collins
3-5-05 New Mexico72-61 Albuquerque
1-7-06 New Mexico83-75 Albuquerque
2-8-06 New Mexico80-78 at Fort Collins
1-6-07 Colorado State88-79 Albuquerque
2-3-07 New Mexico70-66 at Fort Collins
2-5-08 New Mexico91-51 Albuquerque
3-8-08 New Mexico71-52 at Fort Collins
1-28-09 New Mexico68-50 Albuquerque
2-28-09 New Mexico81-79 (2OT) at Fort Collins
1-23-10 New Mexico82-64 Albuquerque
2-23-10 New Mexico72-66 at Fort Collins
1-12-11 New Mexico68-61 Albuquerque
2-12-11 Colorado State68-62 at Fort Collins
3-10-11 New Mexico67-61 at Las Vegas\$
1-25-12 New Mexico85-52 Albuquerque
2-21-12 Colorado State71-63 at Fort Collins
1-23-13 New Mexico66-61 Albuquerque
2-23-13 New Mexico91-82 at Fort Collins
1-4-14 New Mexico80-73 Albuquerque
1-25-14 New Mexico68-66 at Fort Collins

Columbia
New Mexico leads 3-0
Home 3-0 (Pit 3-0), Road 0-0, Neutral 0-0
12-28-73 New Mexico109-56 Albuquerque
11-30-84 New Mexico57-54 Albuquerque
11-22-96 New Mexico94-58 Albuquerque

Connecticut
Series tied 1-1
Home 0-0 (Pit 0-0), Road 0-0, Neutral 1-1
3-13-99 Connecticut78-56 at Denver@
11-19-12 New Mexico66-60 at St. Thomas~

Coppin State
New Mexico leads 2-0
12-31-98 New Mexico67-61 Albuquerque
12-21-04 New Mexico74-56 Albuquerque

Cornell
New Mexico leads 2-0
Home 2-0 (Pit 2-0), Road 0-0, Neutral 0-0
11-27-98 New Mexico88-75 Albuquerque
1-9-04 New Mexico74-65 Albuquerque

Creighton
New Mexico leads 3-1
Home 2-0 (Pit 2-0), Road 1-1, Neutral 0-0
12-21-66 New Mexico79-68 at Omaha
12-28-67 New Mexico82-67 Albuquerque
11-16-08 Creighton82-75 at Omaha
12-19-09 New Mexico66-61 Albuquerque

Dartmouth
New Mexico leads 4-0
Home 4-0 (Pit 4-0), Road 0-0, Neutral 0-0
12-29-72 New Mexico107-36 Albuquerque
12-28-95 New Mexico91-66 Albuquerque
12-29-01 New Mexico77-60 Albuquerque
12-28-05 New Mexico66-60 Albuquerque

Davidson
New Mexico leads 3-0
Home 2-0 (Pit 2-0), Road 0-0, Neutral 1-0
12-29-78 New Mexico92-77 Albuquerque
11-13-12 New Mexico86-81 Albuquerque
11-24-13 New Mexico79-58 at Charleston, SC+

Dayton
Series tied 2-2
Home 1-1 (Pit 1-1), Road 0-1, Neutral 1-0
3-16-74 New Mexico66-61 at Tempe
11-19-99 Dayton70-57 Albuquerque~
1-1-10 New Mexico68-66 Albuquerque
1-1-11 Dayton76-73 (2OT) at Dayton

Denver
Series tied 21-21
Home 15-6 (Pit 4-0), Road 6-15, Neutral 0-0
12-19-40 Denver44-32 at Denver
1-28-44 New Mexico45-34 Albuquerque
1-29-50 New Mexico47-29 Albuquerque
12-27-50 Denver59-40 at Denver
1-19-52 Denver72-58 Albuquerque
2-16-52 Denver61-44 at Denver
1-31-53 New Mexico88-63 Albuquerque
2-28-53 Denver66-64 at Denver
1-30-54 New Mexico75-61 at Denver
2-27-54 New Mexico58-56 Albuquerque
1-22-55 New Mexico66-56 Albuquerque
1-29-55 Denver97-56 at Denver
1-19-56 New Mexico69-61 Albuquerque
2-11-56 Denver81-61 at Denver
1-19-57 Denver60-55 at Denver
2-9-57 Denver77-72 Albuquerque
2-1-57 Denver84-56 at Denver
3-1-57 Denver72-55 Albuquerque
1-31-59 Denver97-66 at Denver
2-28-59 Denver84-61 Albuquerque
1-30-60 Denver107-79 at Denver
2-27-60 Denver106-83 Albuquerque
2-22-61 New Mexico69-57 Albuquerque
2-25-61 Denver68-65 at Denver
1-27-62 Denver94-82 at Denver
2-24-62 Denver99-81 Albuquerque
12-3-62 New Mexico63-52 Albuquerque
1-12-63 New Mexico52-51 at Denver
12-12-63 New Mexico49-43 Albuquerque
2-29-64 New Mexico71-41 at Denver
1-2-65 New Mexico67-45 Albuquerque
2-27-65 Denver68-58 at Denver
1-1-66 New Mexico87-66 Albuquerque
2-19-66 New Mexico86-77 at Denver
1-2-67 New Mexico65-43 Albuquerque
1-14-67 Denver71-66 at Denver
1-1-68 New Mexico87-76 Albuquerque
3-2-68 Denver70-68 at Denver
1-2-69 New Mexico68-64 Albuquerque
1-11-69 New Mexico94-81 at Denver
1-3-70 New Mexico77-70 Albuquerque
12-7-70 New Mexico86-78 at Denver

DePaul
New Mexico leads 2-0
Home 2-0 (Pit 1-0), Road 0-0, Neutral 0-0
2-12-30 New Mexico26-23 Albuquerque
11-13-98 New Mexico82-81 Albuquerque!

Detroit
New Mexico leads 2-1
Home 2-0 (Pit 2-0), Road 0-1, Neutral 0-0
12-28-59 Detroit100-64 at Detroit
12-23-89 New Mexico91-64 Albuquerque
11-13-10 New Mexico63-54 Albuquerque

Doane
New Mexico leads 1-0
Home 1-0 (Pit 1-0), Road 0-0, Neutral 0-0
1-19-72 New Mexico79-42 Albuquerque

Drake
Drake leads 3-1
Home 0-2 (Pit 0-1), Road 0-0, Neutral 1-1
12-18-39 Drake47-39 Albuquerque
3-17-64 New Mexico65-60 at New York City#
12-27-86 Drake59-52 Albuquerque
11-30-08 Drake68-62 Cancun, Mexico

Drexel
New Mexico leads 1-0
Home 1-0 (Pit 1-0), Road 0-0, Neutral 0-0
12-30-00 New Mexico93-60 Albuquerque

Duquesne
UNM leads 2-1
Home 2-0 (Pit 2-0), Road 0-1, Neutral 0-0
12-13-49 Duquesne55-36 at Pittsburgh
11-23-91 New Mexico91-85 Albuquerque
11-14-04 New Mexico82-74 Albuquerque

East Carolina
New Mexico leads 1-0
Home 1-0 (Pit 1-0), Road 0-0, Neutral 0-0
12-27-89 New Mexico88-51 Albuquerque

East Texas State
New Mexico leads 3-0
Home 3-0 (Pit 3-0), Road 0-0, Neutral 0-0
12-1-75 New Mexico87-56 Albuquerque
12-6-80 New Mexico105-85 Albuquerque
12-1-81 New Mexico113-69 Albuquerque

Eastern Montana
New Mexico leads 1-0
Home 1-0 (Pit 0-0), Road 0-0, Neutral 0-0
1-27-64 New Mexico66-55 Albuquerque

Eastern New Mexico
New Mexico leads 15-1
Home 10-1 (Pit 5-1), Road 5-0, Neutral 0-0
12-19-41 New Mexico51-40 at Portales
1-18-45 New Mexico66-25 Albuquerque
2-9-45 New Mexico53-50 at Portales
12-2-47 New Mexico57-24 Albuquerque
12-19-47 New Mexico59-37 at Portales
12-3-49 New Mexico54-32 Albuquerque
2-12-54 New Mexico72-50 Albuquerque
2-13-54 New Mexico102-58 Albuquerque
12-3-54 New Mexico76-54 at Portales
12-4-54 New Mexico88-66 at Portales
1-18-77 New Mexico110-70 Albuquerque
12-19-83 New Mexico57-51 Albuquerque
2-22-89 New Mexico100-67 Albuquerque
12-2-91 Eastern New Mexico81-76 Albuquerque
12-6-94 New Mexico110-49 Albuquerque
11-29-00 New Mexico90-50 Albuquerque

Eastern Washington
New Mexico leads 5-0
Home 5-0 (Pit 5-0), Road 0-0, Neutral 0-0
12-18-78 New Mexico117-94 Albuquerque
2-17-87 New Mexico90-81 Albuquerque
12-3-93 New Mexico121-62 Albuquerque
11-23-96 New Mexico69-53 Albuquerque
11-12-07 New Mexico92-57 Albuquerque

Florida State
Florida State leads 3-1
Home 1-1 (Pit 1-1), Road 0-2, Neutral 0-0
2-1-74 Florida State90-71 at Tallahassee
1-27-75 New Mexico84-78 (OT) Albuquerque
1-2-83 Florida State74-71 Albuquerque
2-22-83 Florida State79-77 at Tallahassee

Fordham
New Mexico leads 1-0
Home 1-0 (Pit 1-0), Road 0-0, Neutral 0-0
12-30-81 New Mexico51-49 Albuquerque

Fresno State
New Mexico leads 12-7
Home 8-0 (Pit 8-0), Road 2-7, Neutral 2-0
12-29-47 Fresno State57-49 at Fresno
12-30-47 Fresno State47-43 at Fresno
3-19-85 Fresno State66-55 at Fresno#
1-7-93 New Mexico85-64 Albuquerque
2-25-93 Fresno State71-57 at Fresno
3-11-93 New Mexico72-48 at Salt Lake*
1-10-94 Fresno State69-65 at Fresno
2-26-94 New Mexico82-67 Albuquerque
1-2-95 New Mexico74-66 Albuquerque
3-2-95 New Mexico72-69 at Fresno
1-2-96 Fresno State76-75 at Fresno
3-2-96 New Mexico86-84 Albuquerque
3-8-96 New Mexico104-99 (3OT) Albuquerque*
1-4-99 Fresno State86-80 at Fresno
2-13-99 New Mexico83-81 Albuquerque
1-12-13 New Mexico72-45 Albuquerque
2-13-13 New Mexico54-48 at Fresno
1-18-14 New Mexico89-78 at Fresno
3-13-14 New Mexico93-77 at Las Vegas\$

Fort Bliss
New Mexico leads 1-0
Home 1-0 (Pit 0-0), Road 0-0, Neutral 0-0
1-7-46 New Mexico53-39 Albuquerque

Fort Hays
New Mexico leads 1-0
Home 1-0 (Pit 0-0), Road 0-0, Neutral 0-0
12-1-62 New Mexico66-55 Albuquerque

Furman
New Mexico leads 1-0
Home 1-0 (Pit 1-0), Road 0-0, Neutral 0-0
12-21-00 New Mexico68-56 Albuquerque

Georgetown
Georgetown leads 3-0
Home 1-0 (Pit 1-0), Road 0-0, Neutral 2-0
12-22-84 Georgetown69-61 Albuquerque
12-11-85 Georgetown76-51 at Landover, Md.
3-17-96 Georgetown73-62 at Richmond, Va@

George Mason
New Mexico leads 2-0
Home 1-0 (Pit 1-0), Road 0-0, Neutral 2-0
11-13-00 New Mexico79-63 Albuquerque%
11-18-12 New Mexico70-69 at St. Thomas~

George Washington
Series tied 1-1
Home 1-0 (Pit 1-0), Road 0-0, Neutral 0-1
12-27-88 New Mexico94-73 Albuquerque
3-19-93 George Washington82-68 at Tucson@

Georgia
New Mexico leads 1-0
Home 1-0 (Pit 1-0), Road 0-0, Neutral 0-0
2-12-89 New Mexico80-66 Albuquerque

Georgia State
New Mexico leads 1-0
Home 1-0 (Pit 1-0), Road 0-0, Neutral 0-0
2-12-00 New Mexico91-78 Albuquerque

Gonzaga
Series tied 1-1
Home 0-1 (Pit 0-1), Road 1-0, Neutral 0-0
1-2-01 New Mexico81-80 (OT) at Spokane
1-7-02 Gonzaga95-90 (OT) Albuquerque

Grambling
New Mexico leads 2-0
Home 2-0 (Pit 2-0), Road 0-0, Neutral 0-0
12-19-87 New Mexico87-61 Albuquerque
11-20-08 New Mexico96-50 Albuquerque

Grand Canyon
New Mexico leads 3-0
Home 3-0 (Pit 3-0), Road 0-0, Neutral 0-0
12-11-79 New Mexico78-68 Albuquerque
1-4-83 New Mexico76-51 Albuquerque
12-23-13 New Mexico80-68 Albuquerque

Hamline
New Mexico leads 3-1
Home 3-0 (Pit 0-0), Road 0-0, Neutral 0-1
3-11-47 Hamline71-49 at Kansas City
12-13-57 New Mexico47-42 Albuquerque
12-3-60 New Mexico66-53 Albuquerque
1-4-63 New Mexico64-37 Albuquerque

Hardin Simmons
New Mexico leads 10-6
Home 7-2 (Pit 1-0), Road 2-4, Neutral 1-0
1-16-42 Hardin Simmons45-36 at Abilene
2-26-42 Hardin Simmons49-46 Albuquerque
12-11-44 New Mexico78-27 Albuquerque
12-12-44 New Mexico58-18 Albuquerque
12-12-46 New Mexico70-27 Albuquerque
2-27-47 New Mexico65-56 at Abilene
12-18-47 Hardin Simmons58-57 at Abilene
1-17-48 New Mexico64-46 Albuquerque
12-31-48 New Mexico55-39 at Portales, N.M.
2-17-49 Hardin Simmons55-48 at Abilene
2-23-49 New Mexico74-58 Albuquerque
1-6-50 Hardin Simmons52-42 Albuquerque
1-14-50 Hardin Simmons68-51 at Abilene
1-4-51 New Mexico57-55 at Abilene
3-1-51 New Mexico55-54 Albuquerque
11-24-89 New Mexico91-57 Albuquerque

Harvard
Harvard leads 1-0
Home 0-0 (Pit 0-0), Road 0-0, Neutral 0-1
3-21-13 Harvard68-62 Salt Lake City@

Hawai'i
New Mexico leads 41-17
Home 24-2 (Pit 22-2), Road 16-13, Neutral 1-2
2-5-65 New Mexico76-39 Albuquerque
2-6-65 New Mexico89-59 Albuquerque
12-17-65 New Mexico72-41 at Honolulu
12-18-65 New Mexico99-48 at Honolulu
12-16-67 New Mexico84-75 Albuquerque
12-5-68 New Mexico63-56 at Honolulu
12-6-68 New Mexico77-62 at Honolulu
1-19-73 New Mexico71-68 at Honolulu
1-20-73 New Mexico83-70 at Honolulu
12-10-76 Hawai'i78-77 at Honolulu
12-11-76 New Mexico113-84 at Honolulu
2-14-78 New Mexico87-69 Albuquerque
1-2-79 Hawai'i66-64 at Honolulu
1-17-80 New Mexico71-67 Albuquerque
2-16-80 Hawai'i73-65 at Honolulu
1-31-81 Hawai'i56-55 Albuquerque
3-5-81 Hawai'i85-80 at Honolulu

1-16-82 Hawai'i66-58 at Honolulu
2-18-82 New Mexico78-77 (OT) Albuquerque
2-5-83 New Mexico90-81 Albuquerque
3-3-83 New Mexico63-61 (AOT) at Honolulu
1-12-84 New Mexico80-65 Albuquerque
2-9-84 New Mexico46-44 (OT) at Honolulu
1-19-85 New Mexico86-60 Albuquerque
2-14-85 Hawai'i73-68 at Honolulu
1-18-86 New Mexico93-57 at Honolulu
2-27-86 New Mexico65-64 Albuquerque
1-5-87 New Mexico99-86 at Honolulu
2-13-87 New Mexico110-92 Albuquerque
1-16-88 Hawai'i79-76 at Honolulu
2-13-88 New Mexico71-50 Albuquerque
1-19-89 New Mexico81-63 at Honolulu
3-4-89 Hawai'i71-70 Albuquerque
1-20-90 Hawai'i74-71 at Honolulu
2-22-90 New Mexico82-71 Albuquerque
3-23-90 New Mexico80-58 Albuquerque#
1-19-91 New Mexico84-77 at Honolulu
1-26-91 New Mexico83-67 Albuquerque
3-7-91 Hawai'i68-67 at Laramie*
1-18-92 New Mexico79-67 Albuquerque
1-23-92 Hawai'i58-55 at Honolulu
1-15-93 New Mexico61-58 at Honolulu
2-18-93 New Mexico82-58 Albuquerque
1-15-94 New Mexico74-55 Albuquerque
2-19-94 Hawai'i83-67 at Honolulu
3-11-94 Hawai'i61-58 at Salt Lake*
1-7-95 Hawai'i62-61 at Honolulu
2-23-95 New Mexico72-68 Albuquerque
1-10-96 New Mexico78-72 Albuquerque
2-24-96 New Mexico88-79 at Honolulu
1-4-97 Hawai'i75-62 at Honolulu
2-22-97 New Mexico89-69 Albuquerque
3-6-97 New Mexico65-57 Las Vegas*
1-9-99 New Mexico82-59 Albuquerque
2-6-99 Hawai'i72-68 (OT) at Honolulu
11-21-07 New Mexico89-60 Albuquerque
12-27-07 New Mexico79-69 at Honolulu
11-27-09 New Mexico83-71 at Honolulu

Hawaii-Hilo
Hawaii-Hilo leads 1-0
Home 0-0 (Pit 0-0), Road 0-1, Neutral 0-0
12-7-76 Hawai'i-Hilo81-78 at Hilo

Holy Cross
New Mexico leads 1-0
Home 1-0 (Pit 1-0), Road 0-0, Neutral 0-0
12-29-97 New Mexico112-61 Albuquerque

Houston
Series tied 1-1
Home 1-1 (Pit 1-1), Road 0-0, Neutral 0-0
12-15-79 Houston83-80 (OT) Albuquerque
12-29-98 New Mexico84-69 Albuquerque

Houston Baptist
New Mexico leads 1-0
Home 1-0 (Pit 1-0), Road 0-0, Neutral 0-0
1-3-12 New Mexico98-61 Albuquerque

Howard Payne
New Mexico leads 1-0
Home 1-0 (Pit 0-0), Road 0-0, Neutral 0-0
12-23-64 New Mexico102-32 Albuquerque

Idaho
New Mexico leads 5-0
Home 5-0 (Pit 5-0), Road 0-0, Neutral 0-0
12-29-65 New Mexico99-81 Albuquerque
11-25-77 New Mexico120-70 Albuquerque
12-8-86 New Mexico74-70 Albuquerque
12-21-94 New Mexico76-54 Albuquerque
11-23-12 New Mexico73-58 Albuquerque

Idaho State
New Mexico leads 5-1
Home 4-1 (Pit 4-1), Road 1-0, Neutral 0-0
3-9-74 New Mexico73-65 at Pocatello@
12-30-78 Idaho State73-67 Albuquerque
12-28-79 New Mexico91-76 Albuquerque
12-29-83 New Mexico74-53 Albuquerque
11-22-91 New Mexico112-98 Albuquerque
11-30-11 New Mexico65-41 Albuquerque

Indiana State
New Mexico leads 1-0
Home 0-0 (Pit 0-0), Road 1-0, Neutral 0-0
12-1-12 New Mexico77-68 (OT) at Terre Haute

Illinois
Illinois leads 1-0
Home 0-0 (Pit 0-0), Road 0-1, Neutral 0-0
12-6-75 Illinois67-66 (OT) at Champaign

Illinois-Chicago
New Mexico leads 1-0
Home 0-0 (Pit 0-0), Road 0-0, Neutral 1-0
11-16-12 New Mexico66-59 at St. Thomas~

Illinois Tech
New Mexico leads 1-0
Home 1-0 (Pit 1-0), Road 0-0, Neutral 0-0
12-21-79 New Mexico93-72 Albuquerque

IPFW
New Mexico leads 1-0
Home 1-0 (Pit 1-0), Road 0-0, Neutral 0-0
12-6-02 New Mexico91-66 Albuquerque

Iona
Iona leads 1-0
Home 0-0 (Pit 0-0), Road 0-1, Neutral 0-0
12-21-49 Iona61-56 at New Rochelle

Iowa
New Mexico leads 1-0
Home 1-0 (Pit 1-0), Road 0-0, Neutral 0-0
12-29-76 New Mexico96-83 Albuquerque

Iowa State
New Mexico leads 2-1
12-14-64 New Mexico87-54 Albuquerque
12-6-65 New Mexico56-52 at Ames
11-28-87 Iowa State107-96 at New York City#

Jackson State
New Mexico leads 2-0
Home 2-0 (Pit 2-0), Road 0-0, Neutral 0-0
12-2-86 New Mexico75-62 Albuquerque
12-23-96 New Mexico98-45 Albuquerque

Jacksonville
New Mexico leads 1-0
Home 0-0 (Pit 0-0), Road 0-0, Neutral 1-0
12-20-74 New Mexico72-64 at Los Angeles

Kansas
Kansas leads 1-2
Home 1-0 (Pit 0-0), Road 0-2, Neutral 0-0
12-19-63 New Mexico59-54 Albuquerque
12-3-64 Kansas59-40 at Lawrence
12-14-13 Kansas63-80 at Kansas City

Kansas State
Kansas State leads 4-2
Home 1-1 (Pit 1-0), Road 0-20, Neutral 1-1
12-12-60 Kansas State81-64 Albuquerque
12-2-61 Kansas State94-52 at Manhattan
3-15-96 New Mexico69-48 at Richmond, Va. @
11-23-05 Kansas State68-56 at Manhattan
11-21-06 New Mexico78-54 Albuquerque
12-23-06 Kansas State72-56 at Las Vegas>

Kent State
Series tied 1-1
Home 1-0 (Pit 1-0), Road 0-1, Neutral 0-0
12-16-49 Kent State63-53 at Cleveland
12-27-85 New Mexico52-40 Albuquerque

Kentucky State
New Mexico leads 1-0
Home 1-0 (Pit 1-0), Road 0-0, Neutral 0-0
12-5-77 New Mexico126-104 Albuquerque

Kentucky Wesleyan
Kentucky Wesleyan leads 2-0
Home 0-1 (Pit 0-0), Road 0-1, Neutral 0-0
12-17-55 Ky. Wesleyan73-69 (OT) Albuquerque
12-20-56 Ky. Wesleyan71-66 at Owensboro

Lamar
Series tied 1-1
Home 2-0 (Pit 2-0), Road 0-0, Neutral 0-0
12-5-78 New Mexico97-84 Albuquerque
3-14-84 Lamar64-61 Albuquerque#

Long Beach State
New Mexico leads 4-2
Home 2-0 (Pit 2-0), Road 0-2, Neutral 2-0
12-14-62 Long Beach60-44 at Long Beach
12-7-64 New Mexico72-53 Albuquerque
12-20-82 Long Beach98-95 at Long Beach
12-1-83 New Mexico74-54 Albuquerque
12-29-86 New Mexico92-88 (OT) at Kahalui, Maui
3-15-12 New Mexico75-68 at Portland, Ore. @

Longwood
New Mexico leads 2-0
Home 2-0 (Pit 2-0), Road 0-0, Neutral 0-0
12-17-06 New Mexico79-60 Albuquerque#
12-17-10 New Mexico91-54 Albuquerque>

Louisiana Tech
New Mexico leads 2-0
Home 2-0 (Pit 2-0), Road 0-0, Neutral 0-0
3-19-92 New Mexico90-84 Albuquerque#
11-21-09 New Mexico81-52 Albuquerque#

Louisville
Louisville leads 3-0
Home 0-0 (Pit 0-0), Road 0-1, Neutral 0-2
12-16-89 Louisville78-49 at Louisville
3-16-97 Louisville64-63 at Pittsburgh, Pa. @
3-17-12 Louisville59-56 at Portland, Ore. @

Loyola Marymount
New Mexico leads 4-1
Home 4-1 (Pit 4-1), Road 0-0, Neutral 0-0
12-7-66 New Mexico77-59 Albuquerque
12-18-67 New Mexico77-76 Albuquerque
12-16-79 LMU71-70 Albuquerque
1-7-84 New Mexico66-58 Albuquerque
11-18-07 New Mexico86-58 Albuquerque

Loyola (Md.)
New Mexico leads 1-0
Home 1-0 (Pit 1-0), Road 0-0, Neutral 0-0
11-26-88 New Mexico96-71 Albuquerque

Maine
New Mexico leads 1-0
Home 1-0 (Pit 1-0), Road 0-0, Neutral 0-0
12-22-89 New Mexico94-63 Albuquerque

Massachusetts
Massachusetts leads 1-0
Home 0-0 (Pit 0-0), Road 0-1, Neutral 0-0
11-22-13 Massachusetts65-81 at Charleston+

Marshall
New Mexico leads 1-0
Home 1-0 (Pit 1-0), Road 0-0, Neutral 0-0
12-29-81 New Mexico86-70 Albuquerque

Maryland Eastern Shore
New Mexico leads 1-0
Home 1-0 (Pit 1-0), Road 0-0, Neutral 0-0
12-3-90 New Mexico79-62 Albuquerque

Marquette
New Mexico leads 1-0
Home 0-0 (Pit 0-0), Road 0-0, Neutral 1-0
11-21-13 New Mexico75-68 at Las Vegas=

McNeese State
New Mexico leads 1-0
Home 1-0 (Pit 1-0), Road 0-0, Neutral 0-0
12-21-98 New Mexico90-46 Albuquerque

Memphis
Memphis leads 2-0
Home 0-0 (Pit 0-0), Road 0-2, Neutral 0-0
12-17-56 Memphis96-72 at Memphis
3-22-01 Memphis81-63 at Memphis#

Mercer
New Mexico leads 3-0
Home 3-0 (Pit 3-0), Road 0-0, Neutral 0-0
11-25-95 New Mexico107-72 Albuquerque
12-23-00 New Mexico69-62 Albuquerque
11-28-12 New Mexico76-58 Albuquerque

Miami (Fla.)
New Mexico leads 2-0
Home 1-0 (Pit 1-0), Road 1-0, Neutral 0-0
1-29-87 New Mexico87-78 Albuquerque
2-1-89 New Mexico110-93 at Miami

Miami (Ohio)
New Mexico leads 2-0
Home 2-0 (Pit 2-0), Road 0-0, Neutral 0-0
12-28-91 New Mexico63-55 Albuquerque
11-22-09 New Mexico85-60 Albuquerque?

Michigan
Michigan leads 1-0
Home 1-0 (Pit 0-0), Road 0-0, Neutral 0-0
12-28-57 Michigan78-66 Albuquerque

Michigan State
Michigan State leads 2-0
Home 2-0 (Pit 2-0), Road 0-0, Neutral 0-0
12-18-70 Michigan State73-69 Albuquerque
12-28-85 Michigan State76-61 Albuquerque

Middle Tennessee State
New Mexico leads 1-0
Home 1-0 (Pit 1-0), Road 0-0, Neutral 0-0
12-29-93 New Mexico69-56 Albuquerque

Midwestern State
New Mexico leads 2-0
Home 2-0 (Pit 2-0), Road 0-0, Neutral 0-0
12-1-65 New Mexico95-58 Albuquerque
11-27-81 New Mexico108-59 Albuquerque

Minnesota
Series tied 1-1
Home 1-0 (Pit 1-0), Road 0-1, Neutral 0-0
12-29-73 New Mexico102-68 Albuquerque
3-13-02 Minnesota96-62 Minneapolis#

Mississippi
New Mexico leads 3-1
Home 3-0 (Pit 3-0), Road 0-1, Neutral 0-0
12-28-96 New Mexico75-64 Albuquerque
11-19-05 New Mexico95-42 Albuquerque
12-1-07 Mississippi85-77 at Oxford
12-13-09 New Mexico103-70 Albuquerque

Mississippi Valley State
New Mexico leads 1-0
Home 1-0 (Pit 1-0), Road 0-0, Neutral 0-0
12-28-04 New Mexico101-68 Albuquerque

Missouri
New Mexico leads 1-0
Home 0-0 (Pit 0-0), Road 0-0, Neutral 1-0
3-11-99 New Mexico61-59 at Denver@

Missouri-Kansas City
New Mexico leads 1-0
Home 1-0 (Pit 1-0), Road 0-0, Neutral 0-0
12-22-11 New Mexico87-62 Albuquerque

Missouri Baptist
New Mexico leads 1-0
Home 1-0 (Pit 1-0), Road 0-0, Neutral 0-0
11-28-81 New Mexico104-53 Albuquerque

Missouri State
New Mexico leads 2-0
Home 2-0 (Pit 1-0), Road 0-0, Neutral 0-0
12-22-62 New Mexico78-50 Albuquerque
12-3-11 New Mexico76-60 Albuquerque

Monmouth
New Mexico leads 1-0
Home 1-0 (Pit 1-0), Road 0-0, Neutral 0-0
11-25-89 New Mexico69-63 Albuquerque

Montana
Montana leads 16-8
Home 5-6 (Pit 0-0), Road 1-10, Neutral 2-0
12-30-50 New Mexico71-59 at Denver
1-31-52 Montana74-64 at Missoula
2-28-52 Montana63-59 Albuquerque
2-9-53 Montana78-70 at Missoula
2-19-53 New Mexico70-63 Albuquerque
2-8-54 New Mexico76-67 Albuquerque
2-22-54 Montana76-65 at Missoula
2-5-55 Montana66-60 at Missoula
2-7-55 Montana57-47 at Missoula
1-11-56 New Mexico92-79 Albuquerque
1-12-56 New Mexico73-50 Albuquerque
1-10-57 Montana68-50 at Missoula
2-16-57 Montana36-33 Albuquerque
1-18-58 Montana68-49 Albuquerque
2-20-58 Montana71-45 at Missoula
1-17-59 Montana63-44 at Missoula
2-19-59 Montana84-59 Albuquerque
1-16-60 New Mexico77-69 (OT) Albuquerque
2-18-60 New Mexico80-79 at Missoula
1-14-61 Montana83-56 at Missoula
2-16-61 Montana56-53 Albuquerque
1-11-62 Montana91-79 Albuquerque
2-17-62 Montana73-47 at Missoula
3-18-10 New Mexico62-57 at San Jose@

Montana State
New Mexico leads 1-0
Home 1-0 (Pit 1-0), Road 0-0, Neutral 0-0
12-20-11 New Mexico91-46 Albuquerque

Morgan State
New Mexico leads 2-0
Home 2-0 (Pit 2-0), Road 0-0, Neutral 0-0
11-23-84 New Mexico103-71 Albuquerque
11-27-85 New Mexico66-50 Albuquerque

Murray State
New Mexico leads 1-0
Home 1-0 (Pit 0-0), Road 0-0, Neutral 0-0
12-15-56 New Mexico79-72 Albuquerque

Nebraska
New Mexico leads 1-0
Home 1-0 (Pit 1-0), Road 0-0, Neutral 0-0
3-17-09 New Mexico83-71 Albuquerque#

Nevada
New Mexico leads 4-0
Home 2-0 (Pit 2-0), Road 2-0, Neutral 0-0
2-2-13 New Mexico75-62 Albuquerque
3-6-13 New Mexico75-62 at Reno
2-15-14 New Mexico90-72 Albuquerque
3-2-14 New Mexico72-58 at Reno

New Hampshire
New Mexico leads 1-0
Home 1-0 (Pit 1-0), Road 0-0, Neutral 0-0
12-28-98 New Mexico93-67 Albuquerque

New Mexico Highlands
New Mexico leads 25-4
Home 18-2 (Pit 8-0), Road 7-2, Neutral 0-0
1-15-10 New Mexico40-20 Albuquerque
2-4-10 New Mexico36-13 at Las Vegas
1-6-11 New Mexico21-19 Albuquerque
2-10-11 Highlands26-11 Albuquerque
1-26-12 Highlands19-12 at Las Vegas
2-1-13 New Mexico24-21 Albuquerque
3-6-15 New Mexico44-20 Albuquerque
2-15-24 New Mexico25-20 at Las Vegas
2-9-27 New Mexico47-25 Albuquerque
2-14-27 New Mexico47-20 Albuquerque

UC Santa Barbara
Series tied 1-1
Home 1-0 (Pit 0-0), Road 1-0, Neutral 0-0
1-2-48 UCSB.....58-39at Santa Barbara
12-20-58 New Mexico.....79-73 Albuquerque

UCLA
Series tied 2-2
Home 1-0 (Pit 1-0), Road 1-1, Neutral 0-1
12-22-54 UCLA.....106-41 at Los Angeles
12-10-83 New Mexico.....65-60 at Los Angeles
11-23-87 New Mexico.....77-66 Albuquerque%
12-6-97 UCLA.....69-58 at Anaheim, Calif. A

UNLV
UNLV leads 30-22
Home 12-10 (Pit 12-10), Road 10-18, Neutral 0-2
1-17-76 UNLV.....80-73 Albuquerque
1-7-77 UNLV.....121-96 at Las Vegas
1-7-78 New Mexico.....102-98 at Las Vegas
1-17-78 New Mexico.....89-76 Albuquerque
1-27-79 New Mexico.....102-99 at Las Vegas
2-23-79 New Mexico.....110-100 Albuquerque
1-26-80 UNLV.....84-78 at Las Vegas
2-22-80 UNLV.....84-68 Albuquerque
12-26-80 UNLV.....87-75 at Las Vegas
2-27-81 UNLV.....88-81 Albuquerque
1-9-82 New Mexico.....72-70 Albuquerque
2-26-82 UNLV.....100-68 at Las Vegas
1-15-98 New Mexico.....79-61 Albuquerque
2-16-98 New Mexico.....75-66 at Las Vegas
3-7-98 UNLV.....56-51 at Las Vegas*
1-17-00 UNLV.....85-73 Albuquerque
3-4-00 UNLV.....80-67 at Las Vegas
1-22-01 UNLV.....80-72 at Las Vegas
2-19-01 New Mexico.....75-56 Albuquerque
2-5-02 New Mexico.....84-81 (OT) Albuquerque
3-2-02 UNLV.....91-82 at Las Vegas
3-7-02 UNLV.....120-117 (2OT) at Las Vegas\$
1-27-03 UNLV.....75-66 Albuquerque
2-22-03 UNLV.....74-69 at Las Vegas
1-31-04 UNLV.....89-80 at Las Vegas
3-1-04 UNLV.....78-75 Albuquerque
3-11-04 UNLV.....55-53 at Denver, Colo.\$
1-29-05 New Mexico.....62-58 Albuquerque
2-28-05 New Mexico.....77-66 at Las Vegas
1-28-06 UNLV.....67-56 at Las Vegas
3-1-06 New Mexico.....47-39 Albuquerque
3-9-06 UNLV.....65-64 at Denver, Colo.\$
1-27-07 UNLV.....76-72 at Las Vegas
2-28-07 UNLV.....85-83 Albuquerque
2-2-08 UNLV.....79-60 at Las Vegas
3-4-08 New Mexico.....59-45 Albuquerque
1-3-09 UNLV.....60-58 at Las Vegas
2-7-09 New Mexico.....73-69 (OT) Albuquerque
1-9-10 UNLV.....74-62 Albuquerque
2-10-10 New Mexico.....76-66 at Las Vegas
1-22-11 UNLV.....63-62 at Las Vegas
2-23-11 UNLV.....77-74 (OT) Albuquerque
1-21-12 UNLV.....80-63 at Las Vegas
2-18-12 New Mexico.....65-45 Albuquerque
3-9-12 New Mexico.....72-67 at Las Vegas\$
1-9-13 New Mexico.....65-60 Albuquerque
2-9-13 UNLV.....64-55 at Las Vegas
3-16-13 New Mexico.....63-56 at Las Vegas@
1-15-14 UNLV.....73-76 Albuquerque
2-19-14 New Mexico.....68-56 at Las Vegas

U.S. International
New Mexico leads 5-0
Home 5-0 (Pit 4-0), Road 0-0, Neutral 0-0
12-23-59 New Mexico.....83-47 Albuquerque
12-22-75 New Mexico.....85-57 Albuquerque
12-18-76 New Mexico.....94-76 Albuquerque
1-3-83 New Mexico.....82-74 Albuquerque
12-3-85 New Mexico.....132-95 Albuquerque

Utah
Utah leads 80-48
Home 39-24 (Pit 36-13), Road 7-53, Neutral 2-3
1-3-52 Utah.....59-47 Albuquerque
2-22-52 Utah.....96-74 at Salt Lake
1-8-53 New Mexico.....66-59 Albuquerque
3-7-53 Utah.....96-73 at Salt Lake
1-8-54 New Mexico.....65-60 at Salt Lake
3-6-54 Utah.....80-76 Albuquerque
1-8-55 Utah.....69-59 Albuquerque
3-4-55 Utah.....85-42 at Salt Lake
1-14-56 Utah.....87-73 Albuquerque
2-16-56 Utah.....101-74 at Salt Lake
1-12-57 Utah.....90-63 at Salt Lake
2-14-57 Utah.....57-39 Albuquerque
1-16-58 Utah.....86-55 Albuquerque
2-22-58 Utah.....75-55 at Salt Lake
1-15-59 Utah.....76-50 at Salt Lake
2-21-59 Utah.....68-65 Albuquerque
1-14-60 Utah.....112-81 Albuquerque
2-20-60 Utah.....91-83 at Salt Lake
1-12-61 Utah.....111-66 at Salt Lake
2-18-61 Utah.....77-63 Albuquerque
1-13-62 Utah.....72-65 Albuquerque
2-15-62 Utah.....90-65 at Salt Lake
2-9-63 Utah.....74-57 at Salt Lake
2-28-63 New Mexico.....84-71 Albuquerque
1-11-64 Utah.....67-65 at Salt Lake
3-7-64 New Mexico.....93-65 Albuquerque

2-11-65 New Mexico.....65-64
3-5-65 Utah.....78-76
1-15-66 Utah.....57-55
2-26-66 Utah.....97-85
1-20-67 Utah.....66-64
2-25-67 New Mexico.....64-56
1-18-68 New Mexico.....72-66
2-17-68 Utah.....71-64
1-16-69 Utah.....77-76
3-1-69 New Mexico.....102-80
1-31-70 Utah.....99-73
2-26-70 New Mexico.....93-74
1-9-71 New Mexico.....78-77
2-11-71 Utah.....69-62
2-5-72 New Mexico.....80-69
3-3-72 New Mexico.....77-58
1-13-73 New Mexico.....78-75
2-15-73 New Mexico.....73-70
1-4-74 New Mexico.....98-91
2-8-74 Utah.....92-76
1-24-75 New Mexico.....76-66
3-1-75 Utah.....93-76
1-31-76 Utah.....34-32
2-26-76 Utah.....73-69
1-27-77 Utah.....94-84
2-26-77 New Mexico.....81-77
1-28-78 New Mexico.....113-89
2-23-78 Utah.....95-92
1-11-79 Utah.....101-90
2-10-79 New Mexico.....84-68
1-5-80 Utah.....73-70
3-1-80 Utah.....77-68
1-17-81 Utah.....82-76 (OT) Albuquerque
2-19-81 Utah.....90-73 at Salt Lake
1-2-82 Utah.....71-65 at Salt Lake
3-4-82 New Mexico.....85-71 Albuquerque
1-27-83 Utah.....70-67 at Salt Lake
2-26-83 Utah.....62-61 Albuquerque
2-4-84 New Mexico.....77-69 at Salt Lake
3-1-84 New Mexico.....45-44 (OT) Albuquerque
3-7-84 New Mexico.....56-45 Albuquerque*
1-3-85 Utah.....68-63 at Salt Lake
2-9-85 Utah.....65-58 Albuquerque
1-2-86 New Mexico.....71-68 Albuquerque
2-15-86 Utah.....60-59 at Salt Lake
1-9-87 Utah.....80-72 Albuquerque
2-7-87 Utah.....77-65 at Salt Lake
New Mexico.....55-50 Albuquerque
3-5-88 Utah.....68-67 at Salt Lake
1-7-89 New Mexico.....85-66 Albuquerque
2-16-89 New Mexico.....79-76 at Salt Lake
1-11-90 Utah.....79-60 at Salt Lake
2-17-90 New Mexico.....86-66 Albuquerque
1-10-91 Utah.....65-53 at Salt Lake
2-2-91 New Mexico.....68-62 Albuquerque
1-3-92 New Mexico.....60-54 Albuquerque
2-1-92 Utah.....61-54 at Salt Lake
1-2-93 Utah.....78-45 at Salt Lake
3-4-93 New Mexico.....69-59 Albuquerque
1-5-94 New Mexico.....64-61 Albuquerque
3-5-94 Utah.....79-72 at Salt Lake
1-26-95 Utah.....85-80 at Salt Lake
2-2-95 Utah.....95-91 (OT) Albuquerque
3-10-95 Utah.....86-50 Albuquerque*
1-27-96 Utah.....82-64 Albuquerque
2-3-96 Utah.....74-58 at Salt Lake
3-9-96 New Mexico.....64-60 Albuquerque*
2-1-97 New Mexico.....87-71 Albuquerque
3-1-97 Utah.....78-58 at Salt Lake
3-7-97 Utah.....72-70 at Las Vegas, Nev.*
2-1-98 New Mexico.....77-74 Albuquerque
2-28-98 Utah.....65-55 at Salt Lake
2-1-99 Utah.....57-39 Albuquerque
2-27-99 Utah.....77-47 at Salt Lake
3-6-99 Utah.....60-45 at Las Vegas*
1-31-00 Utah.....82-70 at Salt Lake
2-19-00 New Mexico.....72-65 Albuquerque
2-5-01 Utah.....88-69 at Salt Lake
3-3-01 Utah.....66-61 Albuquerque
3-9-01 New Mexico.....56-53 at Las Vegas\$
1-21-02 Utah.....81-51 Albuquerque
2-18-02 Utah.....66-65 at Salt Lake
2-3-03 Utah.....78-68 at Salt Lake
3-1-03 New Mexico.....76-69 Albuquerque
1-24-04 New Mexico.....70-54 Albuquerque
2-23-04 Utah.....73-43 at Salt Lake
1-22-05 Utah.....58-69 at Salt Lake
2-21-05 New Mexico.....65-54 Albuquerque
3-12-05 New Mexico.....60-56 at Denver\$
1-4-06 Utah.....64-49 at Salt Lake
2-4-06 New Mexico.....64-53 Albuquerque
1-13-07 New Mexico.....86-82 (OT) Albuquerque
2-24-07 Utah.....93-91 (2OT) at Salt Lake
1-2-08 New Mexico.....77-67 (OT) Albuquerque
2-23-08 New Mexico.....72-71 at Salt Lake
3-13-08 Utah.....82-80 (OT) at Las Vegas\$
1-31-09 Utah.....69-68 at Salt Lake
3-3-09 New Mexico.....77-71 Albuquerque
1-13-10 New Mexico.....74-57 Albuquerque
2-13-10 New Mexico.....68-65 (OT) at Salt Lake
1-19-11 Utah.....82-72 at Salt Lake
2-19-11 Utah.....62-60 Albuquerque

Utah State
Utah State leads 19-6
Home 5-9 (Pit 1-1), Road 1-10, Neutral 0-0
2-2-52 Utah State.....68-52 at Logan
2-7-52 Utah State.....62-58 Albuquerque
2-7-53 Utah State.....76-70 at Logan
2-21-53 New Mexico.....99-91 Albuquerque
2-6-54 New Mexico.....97-74 Albuquerque
2-20-54 Utah State.....65-55 at Logan
2-3-55 Utah State.....89-63 at Logan
2-26-55 Utah State.....79-68 Albuquerque
2-4-56 Utah State.....75-62 at Logan
3-3-56 New Mexico.....74-63 Albuquerque
2-2-57 Utah State.....84-73 Albuquerque
3-2-57 Utah State.....69-61 at Logan
2-8-58 Utah State.....60-46 at Logan
3-6-58 Utah State.....78-68 Albuquerque
2-7-59 Utah State.....87-72 Albuquerque
3-6-59 Utah State.....93-72 Albuquerque
2-6-60 Utah State.....86-59 at Logan
3-3-60 Utah State.....103-72 Albuquerque
2-4-61 New Mexico.....75-68 Albuquerque
3-3-61 Utah State.....108-78 at Logan
2-2-62 Utah State.....76-64 at Logan
3-3-62 Utah State.....88-77 Albuquerque
12-29-79 Utah State.....117-83 Albuquerque
1-28-14 New Mexico.....78-65 at Logan
2-25-14 New Mexico.....67-58 Albuquerque

Valparaiso
New Mexico leads 2-0
Home 1-0 (Pit 1-0), Road 0-0, Neutral 1-0
12-29-59 New Mexico.....80-76 at Detroit
12-8-12 New Mexico.....65-52 Albuquerque

Vanderbilt
Vanderbilt leads 3-0
Home 0-1 (Pit 0-0), Road 0-1, Neutral 0-1
12-19-56 Vanderbilt.....81-59 at Nashville
12-21-60 Vanderbilt.....66-59 Albuquerque
11-30-86 Vanderbilt.....87-71 at Kahului, Maui

Vermont
New Mexico leads 1-0
Home 1-0 (Pit 1-0), Road 0-0, Neutral 0-0
12-29-77 New Mexico.....104-81 Albuquerque

Villanova
Villanova leads 1-0
Home 0-0 (Pit 0-0), Road 0-1, Neutral 0-0
3-18-05 Villanova.....55-47 at Nashville@

Virginia
Virginia leads 2-0
Home 0-0 (Pit 0-0), Road 0-1, Neutral 0-1
3-27-92 Virginia.....76-71 at Richmond#
3-18-94 Virginia.....57-54 at Sacramento, Calif. @

Virginia Commonwealth (VCU)
VCU leads 1-0
Home 0-0 (Pit 0-0), Road 0-0, Neutral 0-1
11-29-08 Virginia Commonwealth.....67-55 Cancun, Mexico

Virginia Tech
Virginia Tech leads 1-0
Home 0-0 (Pit 0-0), Road 0-0, Neutral 0-1
3-18-73 Virginia Tech.....65-63 at New York City#

Wake Forest
Wake Forest leads 3-1
Home 1-1 (Pit 1-1), Road 0-2, Neutral 0-0
12-28-88 New Mexico.....76-71 Albuquerque
3-21-00 Wake Forest.....72-65 at Winston-Salem, N.C.#
1-3-04 Wake Forest.....70-61 at Winston-Salem, N.C.
12-22-04 Wake Forest.....81-64 Albuquerque

Washington
Washington leads 4-2
Home 2-0 (Pit 2-0), Road 0-2, Neutral 0-2
12-3-83 New Mexico.....54-53 Albuquerque
12-5-87 Washington.....77-64 at Seattle
12-24-98 Washington.....70-61 at Seattle
1-2-00 New Mexico.....78-52 Albuquerque
12-10-05 Washington.....81-71 at Anaheim, Calif. A
3-20-10 Washington.....82-64 at San Jose@

Washington (Mo.)
Washington-Missouri leads 2-0
Home 0-0 (Pit 0-0), Road 0-2, Neutral 0-0
12-4-61 Washington.....73-72 at St. Louis
12-21-63 Washington.....56-55 at St. Louis

Washington State
New Mexico leads 3-1
Home 2-0 (Pit 2-0), Road 0-0, Neutral 1-1
12-20-69 New Mexico.....85-76 Albuquerque
12-29-71 Washington State.....60-51 at Portland
3-23-92 New Mexico.....79-71 Albuquerque#
11-25-11 New Mexico.....72-62 Anaheim, Calif. &

Wayland Baptist
New Mexico leads 2-0
Home 2-0 (Pit 1-0), Road 0-0, Neutral 0-0
2-5-30 New Mexico.....36-28 Albuquerque
12-10-70 New Mexico.....95-71 Albuquerque

Weber State

Table with columns for date, opponent, score, and location. Series tied 2-2. Home 2-1 (Pit 2-1), Road 0-1, Neutral 0-0.

West Texas State

Table with columns for date, opponent, score, and location. West Texas State leads 22-13. Home 12-7 (Pit 2-0), Road 1-13, Neutral 0-2.

West Virginia

Table with columns for date, opponent, score, and location. West Virginia leads 4-0. Home 0-2 (Pit 0-2), Road 0-1, Neutral 0-1.

Western Kentucky

Table with columns for date, opponent, score, and location. New Mexico leads 1-0. Home 1-0 (Pit 1-0), Road 0-0, Neutral 0-0.

Western New Mexico

Table with columns for date, opponent, score, and location. New Mexico leads 19-2. Home 18-1 (Pit 7-0), Road 1-1, Neutral 0-0.

Western State

Table with columns for date, opponent, score, and location. New Mexico leads 2-1. Home 2-1 (Pit 0-0), Road 0-0, Neutral 0-0.

Whittier

Table with columns for date, opponent, score, and location. New Mexico leads 1-0. Home 1-0 (Pit 1-0), Road 0-0, Neutral 0-0.

Wichita State

Table with columns for date, opponent, score, and location. New Mexico leads 3-2. Home 1-1 (Pit 1-0), Road 0-1, Neutral 2-0.

William & Mary

Table with columns for date, opponent, score, and location. New Mexico leads 2-0. Home 2-0 (Pit 2-0), Road 0-0, Neutral 0-0.

Winthrop

Table with columns for date, opponent, score, and location. New Mexico leads 1-0. Home 1-0 (Pit 1-0), Road 0-0, Neutral 0-0.

Wisconsin

Table with columns for date, opponent, score, and location. Wisconsin leads 2-0. Home 2-0 (Pit 1-0), Road 0-0, Neutral 0-0.

Wisconsin-Parkside

Table with columns for date, opponent, score, and location. New Mexico leads 1-0. Home 1-0 (Pit 1-0), Road 0-0, Neutral 0-0.

Wyoming

Table with columns for date, opponent, score, and location. New Mexico leads 66-64. Home 40-23 (Pit 34-14), Road 23-39, Neutral 2-3.

Table with columns for date, opponent, score, and location. Includes teams like New Mexico, Wyoming, and Las Vegas.

Xavier

Table with columns for date, opponent, score, and location. Xavier leads 1-0. Home 0-0 (Pit 0-0), Road 0-1, Neutral 0-0.

Yale

Table with columns for date, opponent, score, and location. New Mexico leads 1-0. Home 1-0 (Pit 1-0), Road 0-0, Neutral 0-0.

Legend: \$MWC Tournament; *WAC Tournament; ~CoSIDA Classic; !Black Coaches Association Classic; #NIT; @NCAA Tournament; &76 Classic; %Preseason NIT; ^John Wooden Classic; >Las Vegas Holiday Classic; ?World Vision Classic; ~Paradise Jam; +Charleston Classic; =MGM Showcase



ROBERT J. FRANK PRESIDENT

Robert G. Frank was selected as the 21st President of the University of New Mexico on January 4, 2012, and took office on June 1. The University of New Mexico is the state's largest institution of higher education and its flagship serving over 36,000 students across five campuses. UNM is home to the UNM Health Sciences Center, consisting of the School of Medicine and Colleges of Nursing and Pharmacy, as well as twelve schools and colleges. UNM is ranked in the top 100

research universities in the United States and Canada. Dr. Frank's first appointment was at the University of Missouri-Columbia School of Medicine, Department of Physical Medicine and Rehabilitation, where he established the Division of Clinical Health Psychology and Neuropsychology. He was a Robert Wood Johnson Health Policy Fellow in 1991-92 and worked with Senator Jeff Bingaman (D-New Mexico). After completing the fellowship, Dr. Frank returned to the University of Missouri where, as assistant to the dean for health policy, he continued to work on federal and state health policy. Dr. Frank continued to work with Senator Bingaman and managed Missouri's state health reform effort, the ShowMe Health Reform Initiative. In 2011, Dr. Frank was appointed by the United States Department of Defense to the Defense Health Board, a federal advisory committee to the Secretary of Defense.

Dr. Frank holds a doctorate in clinical psychology from the University of New Mexico. He is a Diplomate in Clinical Psychology from the American Board of Professional Psychology. He is past president of the Division of Rehabilitation Psychology of the American Psychological Association and a Fellow in Rehabilitation Psychology, Clinical Psychology, and Health Psychology. He formerly chaired the Florida Developmental Disabilities Council, the Legislative Committee of the American Congress of Rehabilitation Medicine, and American Psychological Association's Committee on Professional Continuing Education (1997) and its Board of Educational Affairs (2000). Dr. Frank's scholarship focuses on two areas: psychological adjustment to catastrophic injury and health policy.

research universities in the United States and Canada.

Robert G. Frank previously served as Provost and Senior Vice President for Academic Affairs at Kent State University since July 2007. Kent State is one of the nation's larger university systems with eight campuses that provide more than 280 academic programs to more than 41,000 undergraduate and graduates students from throughout Ohio and the nation, and from 100 countries. In 2010 and 2011, Times Higher Education named Kent State University as one of the top 200 universities in the world. During his tenure at Kent State, the university established a College of Public Health, increased enrollment and retention, and revised promotion and tenure rules.

Dr. Frank is the former dean of the College of Public Health and Health Professions at the University of Florida, where he also served as a professor in the Department of Clinical and Health Psychology. During his tenure at Florida, the College established the Public Health program and reorganized as what is now recognized as a CEPH-accredited College of Public Health. In 2010, Dr. Frank was recognized through Jackie and Dan Devine's endowment of the Robert G. Frank Professorship for the Dean of the College of Public Health and Health Professions at the University of Florida.



BOARD OF REGENTS



Jack Fortner
President



Conrad James
Vice President



Bradley Hosmer



Gene Gallegos



Jamie Koch



Suzanna Quillen



Heidi Overton

EXECUTIVE VICE PRESIDENTS



David Harris
Ex. VP - Administration



Dr. Paul Roth
Chancellor - Health Sciences



Chaouki Adballah
Provost/Academics



PAUL KREBS VICE PRESIDENT - ATHLETICS

Paul Krebs is in his eighth year as the University of New Mexico's 12th director of athletics. He was named to the position on March 13, 2006, and began serving UNM on June 1, 2006. Krebs has been a part of the Presidential Executive Cabinet since the spring of 2007 when he was named Vice-President for Athletics. That has carried over with new President Robert Frank, who replaced David Schmidly on June 1, 2012.

In just eight years, Krebs has installed a diverse strategic plan - with short and long-range goals - that has put the University of New Mexico into position as a major player in the challenging and competitive world of intercollegiate athletics.

Under Krebs, New Mexico programs have been competing for conference championships and national recognition in every sport. The program has continually ranked among the top non-BCS institutions in the Learfield Sports Directors' Cup. Under his leadership, the Lobo athletic program has risen to new heights in several areas:

ACADEMICS / STUDENT WELFARE

UNM's hard-working athletes have reached a GPA of 3.00 or higher for the last 13 consecutive semesters. Lobos have been 3.00 or better for 23 of the past 24 grading periods. The Lobo student-athlete continues to perform in the classroom at a higher rate than the average student.

The Lobos posted 107 graduates during the 2013-14 season. There were 144 UNM student-athletes named MWC Scholar-Athlete recipients, the most of any school in the league. There were 181 Lobos on the Fall and Spring MW All-Academics, leading the conference in that category as well.

This past year saw UNM garner 17 Academic All-District honors and five Academic All-Americans, both numbers school records. The university has now had 23 Academic All-Americans in the last five years, the best stretch in school history. Here are a few more academic highs posted in 2013-14:

-- Men's basketball: Has had a GPA of 2.7 or better in 12 of the last 13 semesters. The team posted a 2.94 team gpa in the spring of 2014, which was an eight-year high.

-- Women's basketball: Continued its streak of posting a 3.00 or better every semester since spring of 2001.

-- Football: Had 16 MW All-Academic selections and five consecutive semesters of a 2.6 team gpa or higher

-- Men's golf: Posted its 14th consecutive semesters of a 3.0 or better.

-- Women's golf: A 3.05 or higher for 26 straight semesters; 3.01 or higher 36 of past 37 terms.

-- Men's skiing: Now has 22 straight semesters of a 3.25 or better.

-- Women's skiing: A 3.28 or higher for 27 straight semesters.

-- Men's soccer: A 3.12 or higher 21 of past 24 semesters with six consecutive semesters of a 3.25 or higher.

-- Women's soccer: Has posted 35 consecutive semesters of 3.1 or better.

-- Swimming/diving: A 3.28 or higher for 17 consecutive semesters.

-- Women's tennis: Has had a 3.05 GPA or higher for 46 straight semesters.

-- Men's track: 3.0 team gpa or higher in nine of the last ten semesters.

-- Women's track: Has posted 3.25 GPA or higher for 21 straight semesters.

-- Volleyball: Has had a 3.0 gpa or higher in 23 of their last 24 semesters.

• UNM's Student Development staff has nearly doubled in size, including the addition of a learning specialist, a clinical psychologist and a department nutritionist.

• In the spring of 2009, all academic services for UNM student-athletes moved into the Student Support and Services Center conveniently located close to the athletics department offices and facilities.

• Created the Lobo Leadership Institute, a career-enhancing program that links influential speakers with UNM student-athletes.

• All 21 of UNM's athletic programs achieved the NCAA's 925 APR threshold for five consecutive years and counting.

FACILITIES

• The key component is titled the Master Plan, a project that has architects and Lobo staffers working tirelessly to design and eventually overhaul facilities on UNM's South Campus...the end result will be an interactive Lobo "neighborhood" that benefits student-athletes, coaches and fans...it's an ambitious project with a price tag approaching \$100 million.

• In time for the 2014-15 academic year, the department opened a brand new Olympic sports athletic performance center.

• The McKinnon Family Tennis Center was completed and held its grand opening on July 31, 2014. The new facility features six courts, seating, and an electronic scoreboard. It is adjacent to the newly renovated Lobo Baseball and Softball fields and acts as a welcoming center into an athletic plaza connecting the facilities.

• Completed a \$60 million renovation to The Pit, which added new seats, club seats, a suite level, and a graphics program that showcases the history of UNM athletics. The Pit after the renovations hosted the 2011 NCAA Women's Basketball Tournament First and Second Rounds, and will host the 2012 NCAA Men's Basketball Tournament Second and Third Rounds.

• Under his watch, practically every program has received a major facility upgrade, including \$7 million indoor practice facility located south of University Stadium, major enhancements at the Lobo softball field and soccer/track and field complex including a new surface, renovations to the End Zone Club at University Stadium, the reinvigoration of Lobo Field including new dugouts, stands and playing surface, and the McKinnon Tennis Center will begin taking shape soon.

PERSONNEL

Krebs has also hired new coaches for baseball (Ray Birmingham), cross country/track and field (Joe Franklin), football (Bob Davie), men's basketball (Craig Neal) women's basketball (Yvonne Sanchez), women's golf (Jill Trujillo), skiing (Fredrik Landstedt), softball (Erica Beach), women's tennis (Erica Perkins Jasper) and volleyball (Jeff Nelson).

COMPETITION / PERFORMANCE / ATTENDANCE (2006-14)

• UNM ranked 51st in the nation in the final Learfield Sports Directors' Cup for 2013-14, fifth amongst all non-BCS schools... the Lobos received points from men's and women's cross country, men's indoor and outdoor track, skiing, men's soccer, men's golf and baseball in 2012-13. Under Krebs, UNM consistently is ranked among the highest finishers among non-BCS schools, and consistently ahead of many BCS institutions. In 2011-12, the Lobos recorded a 41st place finish, the highest finish in school history.

• The Lobos had a record fall season in 2011 with five teams achieving postseason status, including a first-time appearance in women's soccer. Overall UNM has had 50 teams qualify for postseason action in the last three years.

• The Lobos have won 28 conference championships in the last three years, and in 2013-14, UNM had 12 individual conference champions, nine conference Coach of the Year honors, and 27 All-Americans. UNM also had an individual NCAA National Champion in skiing.

• UNM led the Mountain West with 12 Conference Athletes of the Year.

• Back-to-back bowl games for Lobo football (2006-07).

• UNM finished in the top 25 in NCAA attendance in men's soccer, women's soccer, volleyball, men's basketball, and women's basketball in 2013-14.

FUND-RAISING / REVENUE GENERATION

• Signed an eight-year deal with Learfield Sports, significantly increasing the school's marketing revenue from corporate sponsorships and broadcast rights

• Signed a six-year contract with Nike as the sole provider/outfitter for UNM athletics teams, nearly four times the previous agreement

• The Lobo Club - UNM's fundraising arm for athletics scholarships - set records in 2007-08, 2008-09, and 2010-11 for total members and contributions.

Krebs began his professional career in collegiate athletics as the Assistant Ticket Director at the University of Oklahoma in 1981. He was promoted to Ticket Director in 1983. He worked at Ohio State from 1986-99 where he rose to Associate Athletic Director. He left Ohio State in 1999 to become the Athletic Director at Bowling Green.

A native of Canfield, Ohio, Krebs earned a bachelor's degree in Business from Bowling Green in 1978 and a master's degree in Athletic Administration from Ohio State in 1981.

Nationally, Krebs is currently a member of the NACDA Executive Committee and he is a board member of the I-A Athletic Directors Association. He also serves as the liaison to the MWC football coaches. Krebs' wife, Marjori, is an assistant professor in the UNM College of Education. She received her Ed.D. degree in Leadership Studies from Bowling Green in December of 2006.

He and his wife Marjori have two children, a daughter, Taylor who graduated from the University of Oklahoma, and a son, Jacob, who is a junior at Oklahoma.

PRINT

Albuquerque Journal

Randy Harrison, Sports Editor
 Geoff Grammer, beat (ggrammer@abqjournal.com)
 Rick Wright, columnist (rwright@abqjournal.com)
 P.O. Drawer J
 Albuquerque, NM 87103
 Phone: (505) 823-3900
 FAX: (505) 823-3998
 website: www.abqjournal.com

Santa Fe New Mexican

Will Webber (wwebber@sfnwmexican.com)
 202 E. Marcy St.
 Santa Fe, NM 87501
 Phone: (505) 983-3303

Associated Press

Glen Rosales (rosalesabq@aol.com)
 5130 San Francisco NE, Suite A
 Albuquerque, NM 87109
 Phone: (505) 822-9022
 FAX: (505) 828-0310

Rio Rancho Observer

Gary Herron (gherron@rrobserver.com)
 1594 Sara Rd., Suite D
 Rio Rancho, NM 87124
 Phone: (505) 892-8080
 FAX: (505) 892-5719

Daily Lobo

JR Oppenheim, Sports Editor
 (oppenheimjr@yahoo.com)
 Marron Hall-UNM
 Albuquerque, NM 87131
 Phone: (505) 277-7527
 FAX: (505) 277-6228
 website: www.dailylobo.com

The Red Menace

Kenn Rodriguez (calle.seis@gmail.com)

The Lobo Lair

Mark Chavez (lobolair@yahoo.com)

RADIO

Lobo Radio Network

Robert Portnoy (play-by-play)
unmlobosradio@yahoo.com
 Phone: (505) 307-6971
 Hunter Greene (analyst)
hunter.greene@svn.com

KOB-AM (770 AM)

Scott Stiegler (Sports Talk)
 (scott.stiegler@citcomm.com)
 500 4th St., NW
 Albuquerque, NM 87102-2102
 Phone: (505) 767-6700
 FAX: (505) 767-6711/6767
 website: www.770kkob.com

KNML/The Sports Animal (610 AM)

Jeff Siembieda - The Opening Drive
 (jeffrey.c.siembieda@espn.com)
 J.J. Buck - The Opening Drive
 (jj.buck@cumulus.com)
 Michael Carlyle - The Sports Bar
 (michael.carlyle@cumulus.com)
 Mike Trujillo - The Sports Bar
 (mike.trujillo@cumulus.com)
 500 4th St., NW
 Albuquerque, NM 87102-2102
 Phone: (505) 767-6700
 FAX: (505) 767-6711
 website: www.610thesportsanimal.com

KQTM (101.7 FM) The TEAM

Bob Brown (bob@1017theteam.com)
 Joe O'Neill (joe@1017theteam.com)
 4131 Barbara Loop SE, Ste 202
 Rio Rancho, NM 87124
 Phone: (505) 338-1414
www.1017theTeam.com

KUNM (89.9 FM)

Olate Hall / 3rd Floor North
 Albuquerque, NM 87131
 Phone: (505) 277-4806

KDEF (1150 AM)

Henry Tafoya
 2900 Louisiana NE, Suite 250
 Albuquerque, NM 87110
 Phone: (505) 888-1150
 FAX: (505) 899-1977

TELEVISION

KOB-TV (NBC, Channel 4)

J.P. Murrieta (sports@kobtv.com)
 Lee Faria (*weekends*)
 P.O. Box 1351
 Albuquerque, NM 87103
 Phone: (505) 764-2450
 FAX: (505) 764-2456
 website: www.kobtv.com

KOAT-TV (ABC, Channel 7)

Orlando Sanchez (osanchez@hearst.com)
 P.O. Box 25982
 Albuquerque, NM 87125
 Phone: (505) 884-6330
 FAX: (505) 884-6282
 website: www.koat.com

KRQE-TV (CBS, Channel 13)

Van Tate (van.tate@krqe.com)
 Jared Chester (*weekends*)
 Phone: (505) 767-9411
 P.O. Box 1294
 Albuquerque, NM 87125
 Phone: (505) 764-9411
 FAX: (505) 842-8483
 website: www.krqe.com

Univision NM (KLUZ-TV)

ESPN Deportes (KRZY-1450am)
Jose 105.9 (KRZY-fm)
 Entravision Communications
 Jeff Apodaca (UnivisionNM@entravision.com)
 2715 Broadbent Parkway, NE
 ABQ, NM 87107
 Office: 505-341-6109

COVERAGE

PRINT

Albuquerque's one daily newspaper is the *Albuquerque Journal*. Geoff Grammer is entering his third year as the Lobo basketball beat writer for *The Journal*.

Geoff previously worked in Santa Fe for the *New Mexican*, where he covered UNM's 30-5 season and run to the round of 23 in the NCAA Tournament.

The *Albuquerque Journal* is the state's largest paper. The Lobos are also covered by the UNM student newspaper, *The Daily Lobo*, *The Santa Fe New Mexican*, and other papers throughout the state along with several internet based news sites, including *The Lobo Lair*, *the Red Menace*, and *SB Nation*.

RADIO

Ever New Mexico basketball game can be heard over the Lobo Radio Network anchored by 50,000-watt flagship station 770 Kkob-AM in Albuquerque.

Robert Portnoy is in his second year of handling the play-by-play while former Lobo player Hunter Greene is in his first season as the color commentator.

For the third straight season, all UNM home games and the game at New Mexico State will be broadcast in Spanish by Univision with Carlos Fourzan and Miguel Gomez.

TELEVISION

30 regular season games, and one exhibition game, will be carried on television, with all having a form of national distribution.

Games will be broadcast this season by ESPN2, ESPN3, CBS Sports Network, and ROOT Sports. ESPN games will be available on the WatchESPN app, and online at ESPN3.com. Additionally, ROOT broadcasts will be available online outside the ROOT footprint.

When you add in every game of the Mountain West Tournament on either CBS Sports Network or CBS, Lobo fans should have no problem watching all the great Lobo action all year long.

WWW.GOLOBOS.COM

THE OFFICIAL SITE OF NEW MEXICO ATHLETICS

GoLobos.com is the official web site for New Mexico Athletics and your leading resource for information on Lobo Basketball. Fans can find everything they need on GoLobos.com, including tickets, schedules and updates on any and everything involving Lobo Basketball. Long time Albuquerque sports writer Richard Stevens is the Senior Writer for GoLobos.com and contributes daily articles covering all Lobo sports. Other exciting features on the site include:

- Video Clips on LOBO TV
- Free Live Audio Streaming
- Free Live Video Streaming of Selected Games
- Printable and Downloadable Schedules
- Live and Archived Press Conference Footage
- Archives of the Lobo Coaches TV and Radio Shows
- Purchase and Print Tickets Online
- Lobos Photo Store
- Live Stats
- Media Guide and Game Notes



Richard Stevens
Senior Writer - GoLobos.com



CREDENTIALS

All credentials must be requested from Matt Ensor in the Media Relations office at least 24 hours prior to tipoff. Since space is limited, media accommodations are on a priority basis: daily newspapers, originating radio and television stations, national, weekly or monthly publications, electronic media outlets, and local and regional television crews. All credential requests should be submitted to the New Mexico Athletics Media Relations office from an official business email address for approval. Unless other arrangements have been made - the credential will be left at Media Will Call at the southwest corner of The Pit.

NBA SCOUTING TICKETS

NBA scouts must purchase tickets for University of New Mexico basketball games, although scouts will receive a parking credential and press row accommodations. Contact the UNM Athletics Media Relations office at (541) 513-6627 or email to mensor@unm.edu to make payment arrangements.

PARKING

Media parking is located in the Baseball East Lot, which is off University Drive and just beyond the right field fence of Lobo Field. All media members must have a pass to park there.

MEDIA ENTRANCE

The media entrance is located at the southwest corner of the arena at the Mid Ramp.

MEDIA SEATING LOCATION

The working press, radio and television are located on both sides of The Pit. Seating diagrams will be posted throughout the Mid Ramp area of The Pit. Media can file from courtside or in the media work room.

PHOTOGRAPHERS

All photographers must shoot from the end of the court on the right side of each basket.

INTERNET SITES

Only accredited Internet sites will be granted game credentials or access to UNM coaches and student-athletes. All inquiries must be made to Matt Ensor or by calling (541) 513-6627. Accreditation will be determined on a case-by-case basis.

TELEPHONE LINES

Media wishing to install telephone lines should contact **UNM Telecommunications** at (505) 277-1111 or Jodi Melin at jmelin@unm.edu. Please use Matt Ensor as the contact. The address for The Pit is 1111 University SE, Albuquerque, NM 87106. Two ISDN lines and one IFB dial-up telephone lines for visiting radio networks have been installed by Learfield Sports.

The ISDN numbers are (505) 842-8639-1111 and 505-842-8669-1111. The phone numbers are (505) 842-0552 and (505) 842-0152. For more information contact Matt Brown at (573) 556-1268.

MEDIA SERVICES

Pregame packets including notes, statistics, media guides and programs will be available in the media room. Final books (including play-by-play, shot chart, first half and final boxscore) postgame notes and quotes will be made available immediately after the game. Games during the week (M-F) will have a meal, while weekend games will have snacks. Beverages are available in the media room.

INTERVIEW POLICY

All interviews with coaches and student-athletes must be coordinated through the UNM athletics media relations office. For in-depth interviews, please call athletics media relations at (505) 410-4844 at least 48 hours in advance. New Mexico student-athletes will not be available for any media activities the day of a game.

Cell and home phone numbers for student-athletes will not be provided. Student-athletes have been instructed not to accept calls from media without prior notice from athletics media relations staff.

By telephone: For a telephone interview with a UNM student-athlete contact Matt Ensor at least 24 hours in advance. You will be put you in touch with the appropriate person or have the requested person return your call at the earliest convenience.

In person: A media member who wishes to come to campus to interview a student-athlete should contact Matt Ensor at least 24 hours in advance. For feature-type requests, we will attempt to schedule

interviews during the middle of the day (around class schedules). Coaches and student-athletes are available before and after practice when practices are open.

PRACTICE POLICY

The New Mexico men's basketball practices will be open to the media on selected days throughout the season. Media will be notified of the schedule well in advance. Please note that all schedules are subject to change.

Note to television and print photographers: When practices are open, print and electronic photographers are allowed to shoot the first 25 minutes of practice. Photographers are not allowed on the court and must shoot from beyond the second row off the floor of the arena.

POSTGAME POLICY

The New Mexico locker room is closed to the media at home and on the road. At home, head coach Craig Neal will address the media briefly, followed by requested Lobo players.

COACHES CONFERENCE CALL

There will not be a sponsored conference call from the Mountain West this season..

UNM ON THE WEB

The address for UNM Athletics is www.GoLobos.com. All notes will be posted immediately and will be available in Adobe PDF format. To be able to view PDFs go to www.adobe.com and download Acrobat reader. There is a link directly on the Lobos' website for this download.

LIVE STATS

The University of New Mexico is proud to utilize the StatBroadcast system for Live Stats. Media members in the arena for home games can log onto lobos.statbroadcast.com from any laptop or tablet. From a mobile phone, media members can log into www.lobostats.com, download the app and have instant access to stats on your mobile device..

MEDIA

The University of New Mexico men's basketball team gets extensive media coverage on a daily basis from the Albuquerque Journal, Daily Lobo, numerous radio outlets, including flagship station 770 KKOB-AM, and three network television stations covering the beat.

LOBOS ON THE RADIO

Every New Mexico game is broadcast over the 18-station Lobo Radio Network, spearheaded by flagship 770 KKOB-AM, at 50,000 watts one of the largest stations in America in terms of geographical penetration. Fans outside of KKOB's listening audience can also receive the games over the Internet at www.GoLobos.com, and this year, the audio stream will be free.

In addition to 770 KKOB, the Lobos can also be heard state-wide on the Lobo Radio Network. The Lobo Radio Network currently consists of 18 stations in New Mexico, including:

	Call Letters	Freq
Albuquerque	KKOB-AM	770
Aztec	KLJH-FM	96.1
Bloomfield	KLJH-2	107.1
Farmington	KLJH-FM	107.1
Farmington	KLJH-FM	96.1
Farmington	KLJH-1	107.1
Gallup	KYVA-AM	1230
Gallup	KYVA-AM	94.9
Grants	KMIN-AM	980
Hobbs	KWMW-FM	105.1
Las Vegas	KBQL-FM	92.7
Mancos, CO	KLJH-FM	107.9
Pagosa Springs, CO	KLJH-FM	98.3
Santa Fe	KVSF-AM	1400
Ruidoso	KWMW-FM	99.1
Ruidoso	KRUI-AM	1490
Socorro	KYRN-FM	102.1
Window Rock, AZ	KLJH-FM	92.3



LOBOS ON TELEVISION

The Lobos will have every regular season and postseason game on regional or national television in 2013-14, including ESPN2, ESPNU, ESPN3, CBS Sports Network, and ROOT Sports. UNM's television broadcasting position is now courtside, and plug and park capabilities are located outside the Mid Ramp.

**University of New Mexico Athletics
Communications - Men's Basketball Contacts**



Matt Ensor
Assistant Director of Communications
(505) 925-5520
mentor@unm.edu

Matt Ensor, Assistant Director of Communications
mentor@unm.edu - (505) 925-5520

Matt Ensor enters his first season as the primary media contact for the Lobo Basketball team. It is his third year with UNM Athletics after spending the first two years as the primary media contact for UNM Women's Basketball and Men's Soccer.

Colleen J. Maloof Bldg.
1 University of New Mexico
MSC04 2680
Albuquerque, NM 87131-0001
Cell: (505) 410-4844 www.GoLobos.com

Women's Soccer (Kit Vela, Head Coach) * 8-10-3, 6-3-1 MW**Mountain West Tournament Runner -Up**

- * Lindsay Guice, Dylann O'Connor, Brianna Webster and Liz Nare were all named Second Team All-Mountain West.
- * Had NCAA Division I leading five players earn Capital One/CoSIDA Academic All-District honors.
- * Brooke Ellison was named Second Team Capital One/CoSIDA Academic All-American.
- * Team finished eighth in the NCAA in attendance, averaging 1,431 fans over its 10-match season.

Men's Soccer (Jeremy Fishbein, Head Coach) * 14-6-2, 7-1-1 Conference USA**Conference USA Regular Season Champions****NCAA College Cup Semifinalist**

- * Finished the season ranked No. 4 in the NSCAA poll.
- * Lost in the national semifinals, and is one of three teams to have qualified for the Sweet 16 in each of the last three seasons.
- * Had nine All-Conference USA selections, with Jeremy Fishbein named Coach of the Year.
- * Kyle Venter was CUSA Player of the Year and Defensive Player of the Year, and Christopher Wehan was named CUSA Freshman of the Year.
- * Had four players; Kyle Venter, Michael Kafari, Michael Lisch and Michael Calderon drafted in the MLS Draft.
- * Had 23 players qualify for the CUSA Academic Honor Roll.
- * Finished eighth in NCAA in attendance, averaging 2,121 over the 12-match season.

Football (Head Coach Bob Davie) *3-9, 1-7 MW

- * Finished fourth nationally in rushing yards, the second straight season UNM finished in the top five.
- * Defeated New Mexico State in the Rio Grande Rivalry for the second straight year.
- * Is one of four schools that has increased its offensive scoring by 20 or more points from 2011, joining Marshall, Florida State and Ohio State.
- * Team had 16 Mountain West All-Academic selections.
- * Defeated UTEP in overtime, ending a 15-game losing streak to teams in Texas, and UNM's first win in Texas since 1997.

Volleyball (Head Coach Jeff Nelson) * 24-7, 14-6 MW

- * Chantale Riddle was named Third Team AVCA All-America.
- * Hannah Johnson, Chantale Riddle and Miquela Lovato were named All-MW, and Julia Warren was named Freshman of the Year.
- * The Lobos won 24 matches, their most since the 1988 season.
- * Chantale Riddle was named the Collegiate Female Athlete of the Year at the 41st annual New Mexico Sports Hall of Fame ceremony.
- * Riddle and Cassie House competed over the summer for the U.S. Collegiate National Team.
- * House, Julia Warren and assistant coach JJ Glavan competed in Europe with the Mountain West All-Stars.

Men's Cross Country (Head Coach Joe Franklin)**Mountain West Conference Champions * 11th at NCAA Championships)**

- * The team won its fifth consecutive Mountain West Championship.
- * Joe Franklin was named Men's MW Cross Country Coach of the Year for the third straight year.
- * Luke Caldwell, Adam Bitchell and Pat Zacharias were all named First Team All-Mountain West, and Sean Stam named Second Team.
- * Luke Caldwell earned NCAA All-American honors.
- * Was awarded the 2014 and 2015 NCAA Mountain Regional Men's Championships

Women's Cross Country (Head Coach Joe Franklin)**Mountain West Conference Champions****Mountain Region Champions * 10th at NCAA Championships)**

- * The team won its sixth consecutive Mountain West championship.
- * Joe Franklin was named Women's MW Cross Country Coach of the Year for the sixth straight year.
- * Sammy Silva, Charlotte Arter and Nicole Roberts were all named 1st Team All-MW, with Calli Thackery and Heleene Tabet named 2nd Team.
- * Sammy Silva was named the Mountain Region Athlete of the Year after winning the regional.
- * Sammy Silva and Charlotte Arter were named NCAA All-Americans.
- * Was awarded the 2014 and 2015 NCAA Mountain Regional Women's Championships.

Swimming & Diving (Head Coach Kunio Kono) * 5th in MW

- * Teams' fifth place finish was its best Mountain West finish in over 10 years.
- * A total of seven swimmers and divers earned All-Conference honors in 10 events.
- * Diver Megan Harper competed at the NCAA Championships.
- * The team set a program record with 23 All-Mountain Academic selections, and it led all Mountain West swimming and diving programs.

Men's Basketball (Head Coach Craig Neal) * 27-7, 15-3 MW**Mountain West Tournament Champions****Second Round of the NCAA Tournament**

- * UNM won the Mountain West Tournament for the third straight year, the first team in MW history to do so.
- * Lobos played to 98.3% capacity, averaging 15,211. It was the 48th straight year in the top 25 for the Lobos, who finished 16th in NCAA in attendance.
- * Craig Neal became the first rookie coach in school history to lead the team to the NCAA tournament, and his 27 wins were the 12th most in NCAA history by a rookie head coach.
- * The team tied a program record with 14 wins outside of The Pit for the third straight year.
- * Team was ranked No. 17 in the AP Poll and finished in the national rankings for the fourth time in five seasons.
- * Cameron Bairstow was drafted by the Chicago Bulls in the second round, signing a three-year contact.
- * Alex Kirk signed a two-year free agent contact with the Cleveland Cavaliers.
- * The program was given public recognition by the NCAA for its APR performance.

Women's Basketball (Head Coach Yvonne Sanchez) * 11-19, 6-12 MW

- * Sara Halasz became 18th player in team history with 1,000 points.
- * Team honored by the WBCA for finishing in the top 25 academically for a seventh straight season.
- * Team finished in the top 12 nationally in attendance and UNM led the Mountain West in attendance for the 15th straight season.
- * Anteshia Brown named Honorable Mention All-Mountain West.

Skiing (Head Coach Fredrik Landstedt) * 3rd in RMISA**3rd in NCAA Championships**

- * Eva Sever Rus won the NCAA title in the Nordic Freestyle.
- * The Lobos had nine All-Americans in 11 events: Armin Triendl, Eva Sever Rus (two), Sean Horner (two), Mats Resaland, Karoline Mykelbust, Aku Nikander, Mateja Robnik and Aljaz Praznik.
- * The Lobos finished third nationally, the program's 31st straight top-10 national finish.
- * Mats Resland and Armin Triendl both earned First Team Academic All-America honors.
- * Aku Nikander won the U.S. National Championship in the 50K Classical.

Men's Tennis (Head Coach Alan Dils) * 20-8, 6-3 MW**Mountain West Tournament Runner-Up**

- * Qualified for the Mountain West title game for the third consecutive season.
- * The program was given public recognition by the NCAA for its APR performance.
- * Alan Dils was named Mountain West Coach of the Year for the fifth time in his 18-year career.
- * Five Lobos won at least 20 singles matches on the season.
- * Mads Hegelund was named a First Team Capital One/CoSIDA All-District.

Women's Tennis (Head Coach Erica Perkins Jasper) * 17-8, 6-2 MW

- * Qualified for the Mountain West title game.
- * Michaela Bezdickova earned her sixth and seventh All-Mountain West honors.
- * Michaela Bezdickova earned Capital One/CoSIDA Academic All-District Honors for the second straight year.
- * The team had four 20-match winners in singles.
- * The team was named an ITA All-Academic squad.

Softball (Head Coach Erica Beach) * 16-36, 7-17 MW

- * Had seven players hit over .290 on the season.
- * Brandi Heimborg, Willow Kalinen and Naomi Tellez were named All-Mountain West.
- * The Lobos led all MW softball teams with 12 Mountain West All-Academic selections. The 12 were a program record.

Men's Golf (Head Coach Glen Millican)**Mountain West Champions; 6th at NCAA Regionals**

- * The team won its second straight Mountain West Tournament title, and Gavin Green won medalist honors.
- * Green was named All-Mountain West along with Victor Perez. Green won four tournaments during the year.
- * Green was named the Mountain West Player of the Year, and Glen Millican was named Mountain West Coach of the Year. Millican was honored for the second straight year and fourth time in his 13 seasons.
- * Green was named a Second Team Ping All-American and he earned a No. 5 World Amateur Ranking.
- * Team finished sixth at the NCAA Auburn Regional, missing nationals by a stroke.
- * Team finished the season ranked No. 22.

Women's Golf (Head Coach Jill Trujillo)**Mountain West Champions; 15th at NCAA Regionals**

- * The Lobos won the Mountain West title by one shot over San Jose State.
- * Sammi Stevens was named First Team All-Mountain West, and Manon Mollé and Manon De Roey were named Second Team All-Mountain West.
- * The program was given public recognition by the NCAA for its APR performance.
- * Two players were named to the All-Mountain West squad in De Roey and Stevens.
- * Jill Trujillo was named Mountain West Coach of the Year.

Baseball (Head Coach Ray Birmingham) * 37-20-1, 20-10 MW**Mountain West Regular Season Champions**

- * The team won its third straight Mountain West regular season title.
- * Danny Collier was named Mountain West Freshman of the Year. Alex Real, Sam Haggerty and Chase Harris were named First Team All-Mountain West, and Josh Walker was named Second Team.
- * Chase Harris (14th, Philadelphia Phillies), Josh Walker (22nd, Baltimore Orioles) and Alex Real (24th, Minnesota Twins) were all selected in the 2014 MLB Entry Draft.
- * The Lobos posted their lowest ERA in 37 years with a 4.23 earned run average.
- * Pitcher Josh Walker finished his career second in school and Mountain West history in wins (26).

Track & Field (Head Coach Joe Franklin)**Mountain West finishes of 1st (Men's Indoor), 1st (Men's Outdoor), 1st (Women's Indoor), 2nd (Women's Outdoor)****NCAA Finishes of 45th (Men's Indoor), 44th (Men's Outdoor)**

- * The men's team won its second consecutive indoor conference championship, and the women's team won its first-ever indoor conference championship.
- * Luke Caldwell earned All-America honors indoors and outdoors. Coupled with his All-America status in cross country, he is the only person to earn All-America honors in three sports in the same year at UNM. He also accomplished the same feat last year as well.
- * Caldwell was named the Capital One/CoSIDA Academic All-American of the Year.
- * Caldwell, Patrick Zacharias, Gabe Aragon and Margo Tucker were all named Capital One/CoSIDA First Team All-District, with Caldwell, Zacharias and Aragon earning First Team Academic All-America.
- * The men's squad finished 11th in the "Program of The Year" race.
- * The women's team had 22 Mountain West All-Academic honors, the most since 2009, and the men's program had 16.

2014-15 MEN'S BASKETBALL PARKING MAP

LOBO CLUB DRIVE TO

1 Lobo Club - 1,200 or More
 2 PVI West - 1,250 or More
 3 Lobo Club - 1,000 or More
 4 SSCC Dist. - 1,000 or More
 5 Stadium North 1/4 - 100 or More
 6 Stadium East - 1,000 or More
 7 Stadium West - 1,000 or More
 8 Reserved (Main, Student, etc.)
 9 Pay Lot

ALL LOTS ARE FILLED ON A FIRST-COME, FIRST-SERVED BASIS.

MEN'S BASKETBALL SEATING

Lobo Level ■ \$1,250 ■ \$1,000 ■ \$750 ■ \$500 ■ \$250 ■ \$100 ■ Non-Donor

Lobo Level
 All sections/rows.....\$1,250 per seat
Chairbacks (Sections C-G)
 Rows 20-32\$1,250 per seat
 Rows 10-19\$1,000 per seat
 Rows 5-9\$500 per seat
Chairbacks (Sections A&B)
 Rows 30-32\$1,250 per seat
 Rows 26-29\$1,000 per seat
 Rows 20-25\$750 per seat
 Rows 10-19\$500 per seat
 Rows 5-9\$250 per seat

Benches (Sections H-Q & U-Z)
 Rows 41-45\$1,000 per seat
 Rows 36-40\$750 per seat
 Rows 26-35\$500 per seat
 Rows 21-25\$250 per seat
 Rows 16-20\$100 per seat
 Rows 1-15Non-Donor
Benches (Sections R-T)
 Rows 30-36\$1,000 per seat
 Rows 26-29\$750 per seat
 Rows 21-25\$500 per seat
 Rows 16-20\$250 per seat
 Rows 10-15\$100 per seat
 Rows 5-9Non-Donor

FOR YOUR INFORMATION

(Area Code 505)

ALBUQUERQUE HOTELS

Sheraton Airport.....	843-7000
Courtyard by Marriott/Airport	843-6600
Crowne Plaza	884-2500
Doubletree	247-3344
Embassy Suites	245-7100
Hyatt	842-1234
Marriott (Louisiana Blvd.).....	881-6800
Marriott Pyramid North.....	821-3333
MCM Elegante	884-2511
Hotel Albuquerque at Old Town	843-6300
Sheraton Uptown	881-0000

RENTAL CARS

Advantage.....	247-1066
Alamo	842-4057
Avis	842-4080
Budget	768-5900
Dollar	842-4224
Enterprise	764-9100

Hertz.....	842-0430
National.....	842-4222
Thrifty.....	842-8733

AIRLINES


Albuquerque International Sunport	842-4366
American	(800) 433-7300
Continental.....	842-8220
Delta	(800) 221-1212
Frontier.....	(800) 432-1359
Southwest.....	(800) 435-9792
United.....	(800) 241-6522
U.S. Airways.....	(800) 428-4322

TAXIS

Albuquerque Cab.....	883-4888
Checker Cab.....	243-7777
Yellow Cab	247-8888




#0 J.J. N'Ganga
6-10 * 250 * Jr * JC * C
Aubervilliers, France
N. Oklahoma - Tonkawa



#1 Cullen Neal
6-5 * 190 * So * 1VL * G
Albuquerque, N.M.
Eldorado HS



#2 Jordan Goodman
6-9 * 205 * Jr * JC * F
Temple Hills, Md.
Harcum College (Pa.)



#3 Hugh Greenwood
6-3 * 205 * Sr * 3VL * G
Tasmania, Australia
Australian Institute of Sport



#4 Elijah Brown
6-4 * 190 * So * TR * G
Orange County, Calif.
Butler University



#5 Arthur Edwards
6-6 * 205 * Jr * 1VL * G
Temple Hills, Md.
NW Florida State College



#11 Obij Aget
7-1 * 225 * So * 1VL * C
La Porte, Ind.
La Lumiere HS




#12 Devon Williams
6-8 * 205 * So * RS * G/F
Dallas, Texas
Woodrow Wilson HS



#20 Sam Logwood
6-7 * 210 * Fr * HS * G
Indianapolis, Ind.
La Lumiere HS




#21 Xavier Adams
6-4 * 205 * Fr * HS * G
Flower Mound, Texas
Marcus HS



#23 Joe Furstinger
6-9 * 210 * Fr * HS * F
Rancho Santa Margarita, Calif.
Santa Margarita Catholic HS



#25 Tim Jacobs
6-0 * 200 * Jr * JC * G
Las Cruces, N.M.
Cochise College (Ariz.)



#30 Adam Cumber
6-2 * 180 * Fr * HS * G
Albuquerque, N.M.
Sandia HS



#32 Tim Williams
6-8 * 220 * Jr * TR * F
Flossmoor, Ill.
Samford University



#33 Deshawn Delaney
6-5 * 200 * Sr * 1VL * G
Chicago, Ill.
Vincennes J.C.



Craig Neal
Head Coach
2nd season as Head Coach
8th Season at UNM
Georgia Tech, 1988



Lamont Smith
Associate Head Coach
2nd season at UNM
San Diego, 1999



Drew Adams
Assistant Coach
4th season at UNM
Tennessee, 2009



Alan Huss
Assistant Coach
1st season at UNM
Creighton, 2002



Cody Hopkins
Director of Operations
1st season at UNM
Northeastern St., 2006



WELCOME TO THE PIT
A MILE HIGH AND LOUDER THAN...

THE PIT

FRONTIER / GOLDEN PRIDE FOYER



MW CHAMPIONS 2005, 2009, 2010, 2012, 2013, 2014

7 CONFERENCE CHAMPIONSHIPS IN 6 YEARS



15 NCAA TOURNAMENTS
32 NBA DRAFT CHOICES