

**UNIVERSITY OF NEW MEXICO UPDATED
STATS/FLASH NOTES
NCAA THIRD ROUND EDITION**



**NO. 5 SEED (#21/22) NEW MEXICO (28-6)
VS. NO. 4 SEED (#17/18) LOUISVILLE (27-9)**



**SATURDAY, MARCH 17, 2012
PORTLAND, ORE. * THE ROSE GARDEN
6:40 P.M. PACIFIC TIME**

QUICK NOTES

*The Lobos improved to 8-13 in the NCAA Tournament with their 75-68 win over Long Beach State.

*Steve Alford is now 10-8 all-time in the NCAA Tournament, and he is now 5-5 in six appearances in the Division I National Tournament. Alford is now 2-1 in the NCAA Tournament as the head coach of New Mexico.

*Alford improved to 3-0 against Long Beach State, and 8-4 all-time in head-to-head matchups with Dan Monson.

*New Mexico has never been to the Sweet 16 in the modern format of the NCAA Tournament, losing round of 32 games in 1996, 1997, 1998, 1999, and 2010.

*New Mexico will face off against #17/18 Louisville. The Lobos are 0-2 all-time vs. Louisville, but Steve Alford is 2-0 all-time vs. Louisville, both wins coming while he was at Iowa.

*The game with Louisville will be the third ranked opponent that UNM has faced off in the past four games and the seventh game overall this season against a ranked team. UNM is 4-2 against ranked teams, winning four straight.

* Steve Alford all-time for UNM against ranked teams is 12-5. New Mexico under Alford is 7-3 in road/neutral court games against ranked teams.

HARDEMAN AND McDONALD, MEET MARCOS WHITE

A.J. Hardeman and Phillip McDonald now have 102 career victories, and that is the most compiled by a scholarship player in UNM history, bettering the 98 picked up by Dairese Gary. They are both tied with Marcos White, who had 102 as a walk-on, although White played sparingly, in just 38 career games over four years.

BEST FIVE YEARS KEEPS GETTING BETTER

New Mexico is now 126-45 in five years under Steve Alford, and that is the most wins in school history in any five-year period. The previous mark was 120 wins.

SATURDAY NIGHT'S ALRIGHT FOR ... HOOPS

The Lobos are 12-2 on Saturdays this season, and 17-2 on the weekend overall. The 12 wins are the most on a single day this season.

MOST WEAR GRAY OR PLATINUM, BUT SILVER IS A SCHOOL COLOR

The Lobos are now 6-0 when wearing their silver uniforms this season after the win over Long Beach State. As the lower seed, UNM will wear cherry on Saturday against the Cardinals.

28 WINS DOESN'T HAPPEN VERY OFTEN

New Mexico picked up its 28th victory of the season, and that ties for the second-most wins in school history. Steve Alford now owns two of the top three win totals in school history.

Pl.	Season	Record
1.	2009-10	30-5
2.	1995-96	28-5
	2011-12	28-6
4.	2004-05	26-7
5.	1998-99	25-9
	1996-97	25-8

TOURNAMENT RUMBLINGS

*The Lobos are 0-2 all-time against Louisville, including the last matchup, which was a round of 32 game on March 16, 1997 in Pittsburgh, a game won by Louisville 64-63 when a last-ditch UNM shot missed at the buzzer. New Mexico was a 3-seed in that tournament.

*UNM is 4-20 against the current configuration of the Big East.

*Although Louisville in 1997 was a member of Conference USA, the Lobos have been eliminated from the NCAA Tournament four times by Big East teams...in 1996 (Georgetown), 1998 (Syracuse), 1999 (Connecticut), and Villanova (2005).

*The Lobos shot 50% or better in an NCAA Tournament game on Thursday for the first time since shooting 52.1% against Cal State Fullerton in 1978, a game UNM lost.

*UNM's 19 assists were its most in an NCAA Tournament game, and the seven blocked shots tied for the most in an NCAA Tournament game.

THE TIES THAT BIND

Louisville assistant coach Wyking Jones was Steve Alford's assistant coach on the Lobo bench for the last two seasons.

Also of note....both fan bases should write letters to the NCAA about time management. Both UNM's home court (The Pit), and Louisville's home court (The KFC Yum! Center) are hosting Third Round games...on Saturday, the same day that New Mexico and Louisville square off.

THAT WAS QUICK

Kendall Williams broke the 800-point barrier on Thursday, hitting 805. His next point will be #400 of the season. He scored 406 as a freshman.

A FIRST TIME FOR EVERYTHING...

New Mexico's game with Louisville will be the first time that UNM has played a 4-seed in the NCAA Tournament. UNM is now 1-1 as a 5-seed (losing to 12-seeded George Washington in 1993).

THIS COMMISSIONER ANSWERS THE BAT PHONE

Drew Gordon picked up his 18th double-double of the season with 18 points and 13 rebounds against Long Beach State. The big game against the 49ers shouldn't surprise anyone, because if the stage is big, so is Drew's game. If you take UNM's six games against ranked opponents, and UNM's five BSC opponents or NCAA Tournament opponents, Gordon's numbers are solid.

Against those 12 foes, Gordon is averaging 15.8 points and 12.7 rebounds per game, and he is shooting .550 from the field. He is also shooting .800 from the line in those games with a team-best 11 blocks.

Gordon's 31 double-doubles is the fourth-most in Mountain West history. Gordon has played just a season and a half at New Mexico.

DOUBLE-DOUBLES: ALL GAMES - CAREER

1. 40, Kawhi Leonard, SDSU 2009-11
- 40, Andrew Bogut, Utah 2003-05
3. 32, Luke Nevill, Utah 2005-09
4. **31, Drew Gordon, UNM 2010-12**
5. 30, Marcus Slaughter, SDSU 2003-06
- 30, Odattey Blankson, UNLV 2003-05

IT JUST BOUNCES THEIR WAY

New Mexico has played 34 games, and the Lobos have been even, or outrebounded their opponents in 29 of those. In the five games that UNM has been outrebounded, it has been outrebounded by one, two, two, three, and five boards. UNM actually has been outrebounded in back-to-back games for the first time this season.

IT KIND OF MAKES SENSE, BUT I THOUGHT I'D JUST POINT THIS OUT...(PART I)

The Lobos are 24-1 this season when shooting 40% or better from the field.

IT KIND OF MAKES SENSE, BUT I THOUGHT I'D JUST POINT THIS OUT...(PART II)

The Lobos are 27-1 when their opponents score less than 70 points, but just 1-5 when they score 70 or more

ALFORD GOING FOR 13TH WIN VS. RANKED OPPONENT IN THREE YEARS

Steve Alford and the Lobos have been great against the ranked teams of the world. Since coming to New Mexico, Steve Alford's club has gone 12-5 against ranked opponents, with all of those games occurring in the past three seasons. In 2009-10 during UNM's 30-5 season, the Lobos were the only team to go at least 6-0 against ranked foes, and last year, UNM went 2-3 against

ranked teams, all of those games coming against the top 10. UNM is 4-2 this year against ranked teams. Here are UNM's game-by-game results against the top 25 under Alford.

Date	Ranking/Opponent	Result
Dec. 2, 2009	rv/25 Cal	W, 86-78
Dec. 12, 2009	vs. 16/18 Texas A&M	W, 84-81
Dec. 29, 2009	19/17 Texas Tech	W, 90-75
Jan. 27, 2010	12/10 BYU	W, 76-72
Feb. 10, 2010	at 23/25 UNLV	W, 76-66
Feb. 27, 2010	at 13/11 BYU	W, 83-81
Jan. 15, 2011	6/6 San Diego State	L, 77-87
Jan. 29, 2011	9/9 BYU	W, 86-77
Feb. 16, 2011	9/9 at San Diego State	L, 62-68
March 2, 2011	3/3 at BYU	W 82-64
March 11, 2011	8/8 vs. BYU	L, 76-87
Jan. 18, 2012	16/16 San Diego State	L, 70-75
Jan. 21, 2012	14/20 at UNLV	L, 63-80
Feb. 15, 2012	13/15 at San Diego State	W, 77-67
Feb. 18, 2012	11/11 UNLV	W, 65-45
March 9, 2012	20/20 at UNLV	W 72-67
March 10, 2012	18/21 vs. San Diego State	W 68-59

Alford's teams are 2-3 against teams in the top 10, and against teams ranked 11-25, the Lobos are 10-2.

WALKER THIS WAY

Demetrius Walker had scored in double-figures in just six of his first 30 games as a Lobo, but in the last four, he has turned the trick three times. Over that same span he has also made 25-of-30 free throws, and never less than six in any one of those four games.

I THINK HE'S GOING TO GET THIS ONE....

Gordon is now tied for second-place on the single-season chart at UNM with 374 with Tom King, and he is one away from tying King's single-season record of 375. He is also tied for 8th in career rebounding.

CAREER REBOUNDS

Rk.	Player	Years	Gms	Rebs.	Avg.
1.	Kenny Thomas	1995-99	123	1,032	8.4
2.	Luc Longley	1987-91	132	922	7.0
3.	Mel Daniels	1964-67	77	853	11.1
4.	Willie Long	1968-71	78	800	10.2
5.	Clayton Shields	1994-98	128	758	5.9
6.	Tom King	1959-61	48	749	15.6
7.	Lamont Long	1996-00	124	698	5.6
8.	Drew Gordon	2010-12	60	647	10.8
9.	Ira Harge	1962-64	54	636	11.8
	John Teel	1955-58	66	634	9.6

SINGLE SEASON REBOUNDS

Rk.	Player	Year	Gms	Rebs.	Avg.
1.	Tom King	1960-61	23	375	16.3
2.	Drew Gordon	2011-12	34	374	11.0
	Tom King	1959-60	25	374	14.9
4.	Willie Long	1969-70	26	335	12.9
5.	Ira Harge	1962-63	25	331	13.2
6.	Luc Longley	1989-90	34	330	9.7
7.	Darington Hobson	2009-10	35	325	9.3
8.	Lewis LaMar	1993-94	31	319	10.3
9.	Mel Daniels	1966-67	27	313	11.6
10.	Ira Harge	1963-64	29	305	10.5

MORE RANKINGS STUFF

The Lobos bounced back into the national rankings after winning the conference tournament, the second time this season that UNM has been ranked. UNM now has an overall record of 158-67 as a ranked team, going 109-7 at home, 34-48 on the road, and 15-12 on neutral courts.

New Mexico has a 64-120 all-time record against ranked teams. The Lobos are 41-53 at home (39-32 in The Pit), 16-55 on the road and 7-12 on neutral floors.

60/80 = WIN

The New Mexico Lobos are 58-0 under Steve Alford when holding opponents to under 60 points. New Mexico is 64-0 in its last 64 games when holding opponents under 60 points. The last loss was on February 22, 2006 when the Lobos lost to Air Force 51-46.

The Lobos also are 51-1 under Steve Alford when scoring 80 points or more, including 16-0 in MW play. The last loss when scoring 80 was an 82-80 loss to Utah in the Mountain West Conference Tournament. The last time the Lobos lost a regulation game in which they scored 80 or more was on February 28, 2007, an 85-83 loss at UNLV.

PRESSURE FREE THROW STATS (ONLY WHEN FT OCCURS IN SINGLE DIGITS)

#	PLAYER	FT IN LAST FIVE MIN.	FT IN LAST TWO MIN.	3- PT PLAYS	FRONT- END CONV. (1+1)
00	A.J. Hardeman	2-4	2-4	2-7	4-7
2	Chris Perez	0-0	0-0	0-0	0-0
3	Hugh Greenwood	14-16	6-6	0-3	7-11
4	Chad Adams	0-0	0-0	1-1	0-0
5	Dominique Dunning	0-0	0-0	1-1	0-0
10	Kendall Williams	34-42	26-33	3-7	13-18
13	Jamal Fenton	12-17	8-12	4-6	4-8
21	Tony Snell	6-6	6-6	7-7***	3-4
23	Phillip McDonald	0-0	0-0	1-1*	1-2
32	Drew Gordon	12-15	7-10	12-19	6-9
40	Demetrius Walker	13-18	11-14	7-10	11-12
41	Cameron Bairstow	0-0	0-0	3-4	3-5
	SEASON TOTALS	93-118	67-85	41-66	52-76
	PERCENTAGES	(.788)	(.788)	(.621)	(.684)

*denotes a four-point play

2011-12

SCHEDULE

Date	UNM Rk	Opponent (Rank)	Time	Chan./Res.
11/1	RV/RV	(Ex.)DAVENPORT	7 p.m.	W 92-54
11/5	RV/RV	(Ex.)W. NEW MEXICO	7 p.m.	W 99-68
11/11	RV/RV	NEW ORLEANS	7 p.m.	W 92-40
11/16	RV/RV	NEW MEXICO STATE	8 p.m.	L 53-62
11/18	RV/RV	at Arizona State	6:30 p.m.	W 76-71
11/24	---/---	%vs. Santa Clara	7 p.m.	L 76-79 (ot)
11/25	---/---	%vs. Washington State	7:30 p.m.	W 72-62
11/27	---/---	%vs. Boston College	1 p.m.	W 75-57
11/30	---/---	IDAHO STATE	7 p.m.	W 65-41
12/3	---/---	#MISSOURI STATE	8 p.m.	W 76-60
12/10	---/---	at USC	5 p.m.	W 44-41
12/17	---/---	lvs. Oklahoma State	8:30 p.m.	W 66-56
12/20	---/---	MONTANA STATE	7 p.m.	W 91-46
12/22	---/---	UMKC	7 p.m.	W 87-62
12/28	---/---	at New Mexico State	7 p.m.	W 89-69
12/31	---/---	(RV/RV)SAINT LOUIS	4 p.m.	W 64-60
1/3	RV/RV	HOUSTON BAPTIST	7 p.m.	W 98-61
1/7	RV/RV	NORTH DAKOTA	1:30 p.m.	W 85-57
1/14	RV/RV	*at Wyoming	1:30 p.m.	W 72-62
1/18	RV/RV	*(16/16)SAN DIEGO ST.	8 p.m.	L 70-75
1/21	RV/RV	*at (14/20) UNLV	8:15 p.m.	L 63-80
1/25	---/RV	*COLORADO STATE	8:15 p.m.	W 85-52
1/28	---/RV	*TCU	4 p.m.	W 71-54
1/31	---/RV	*at Air Force	8 p.m.	W 81-42
2/4	---/RV	*at Boise State	2 p.m.	W 65-49
2/11	RV/RV	*WYOMING	1:30 p.m.	W 48-38
2/15	RV/RV	*at (13/15) San Diego St.	8:15 p.m.	W 77-67
2/18	RV/RV	*(11/11) UNLV	11 a.m.	W 65-45
2/21	18/21	*at Colorado State	8 p.m.	L 63-71
2/25	18/21	*at TCU	5 p.m.	L 64-83
2/29	RV/RV	*AIR FORCE	6 p.m.	W 86-56
3/3	RV/RV	*BOISE STATE	2 p.m.	W 76-61
3/8	RV/RV	&vs. No. 7 Air Force	7 p.m.	W 79-64
3/9	RV/RV	&vs. No. 3 (20/20) UNLV	8:30 p.m.	W 72-67
3/10	RV/RV	&vs. No. 1 (18/21) San Diego St.	4 p.m.	W 68-59
3/15	21/22	^vs. No. 12 Long Beach St.	2:10 p.m.	W 75-68
3/17	21/22	^vs. No. 4 (17/18) Louisville	7:40 p.m.	TBS

ALL CAPS & Bold Denotes Home Game

*Denotes Mountain West Game

#Denotes Mountain West/Missouri Valley Challenge

%Denotes 76 Classic (Anaheim, Calif.)

!Denotes 76th All College Classic (Oklahoma City, Okla.)

&Denotes Mountain West Tournament (Las Vegas, Nev.)

^Denotes NCAA Tournament 2nd/3rd Round

NEW MEXICO BASKETBALL



LOBO BASKETBALL

(21/22) #5 New Mexico Lobos (28-6) vs. (17/18) #4 Louisville Cardinals (27-9) - 6:40 p.m. (PT)

Saturday, March 17, 2012 - The Rose Garden (19,000) - Portland, Ore.

TV - TBS: Brian Anderson, Play-by-Play; Dan Bonner, Analysis & Jenn Hildreth, Sideline

Radio - 770 KQOB (Lobo Radio Network): Scott Galetti, Play-by-Play & Scott Didrickson, Analysis

GameTracker - www.GoLobos.com | Webstream - NCAA.com |



NEW MEXICO COACHING

Head Coach Steve Alford
Alma Mater, Year Indiana, 1987
Career Record/Seasons 434-228/21st
Record at New Mexico/Seasons .. 126-45/5th

2011-12 RECORD BREAKDOWN

Overall Record 28-6
Home Record 14-2
Road Record 8-3
Neutral Record 6-1

CONTACT INFORMATION

Asst. A.D/Communications... Frank Mercogliano
Email..... fmercog@unm.edu
Phone 505-925-5520
Cell..... 505-410-4844



LOUISVILLE COACHING

Head Coach Rick Pitino
Alma Mater, Year Massachusetts, 1974
Career Record/Seasons 612-227/27th
Record at AFA/Season 259-99/11th

2011-12 RECORD BREAKDOWN

Overall Record 27-9
Home Record 16-4
Road Record 6-5
Neutral Record 5-0

CONTACT INFORMATION

Basketball Contact..... Kenny Klein
Email..... Kenneth.Klein@louisville.edu
Phone 502-852-6581
Cell..... 502-599-7865

2011-12 LOBO ROSTER

No.	Player	Pos	Ht	Wt	Cl	Exp	PPG	RPG	APG	Hometown	Last School
00	A.J. Hardeman	F	6-8	235	Sr	3VL	4.5	3.4	0.6	Del Valle, Texas	Del Valle HS
2	Chris Perez	G	6-0	180	So	1SQ	0.6	0.0	0.0	Corona, Calif.	Centennial HS
3	Hugh Greenwood	G	6-3	209	Fr	HS	6.5	3.8	2.6	Hobart, Australia	Australian Institute of Sport
4	Chad Adams	G/F	6-6	190	Jr	2VL	3.1	1.6	0.6	Albuquerque, N.M.	Highland HS
5	Dominique Dunning	G	6-4	198	Fr	HS	1.5	0.8	0.4	Corona, Calif.	Centennial HS
10	Kendall Williams	G	6-3	180	So	1VL	12.1	3.3	4.2	Rancho Cucamonga, Calif.	Los Osos HS
13	Jamal Fenton	G	5-9	168	Jr	2VL	6.5	1.3	2.4	Houston, Texas	Cesar E. Chavez HS
21	Tony Snell	G	6-7	195	So	1VL	10.7	2.7	2.4	Riverside, Calif.	King HS
23	Phillip McDonald	G	6-5	200	Sr	3VL	5.9	1.6	0.6	Cypress Springs, Texas	Cypress Springs HS
24	Kory Alford	G	6-4	175	Fr	HS	0.0	0.0	0.0	Albuquerque, N.M.	La Cueva HS
32	Drew Gordon	F	6-9	245	Sr	1VL	13.5	11.0	1.2	San Jose, Calif.	UCLA/Archbishop Mitty
40	Demetrius Walker	G	6-2	200	So	TR-RS	7.4	2.8	1.8	Fontana, Calif.	Arizona State/St. Mary's HS
41	Cameron Bairstow	F	6-9	253	So	1VL	3.8	3.6	0.3	Brisbane, Australia	Australian Institute of Sport
53	Alex Kirk	P	6-11	242	So	1VL	0.0	0.0	0.0	Los Alamos, N.M.	Los Alamos HS

Head Coach: Steve Alford (Indiana '87); 434-228 in 21st overall, 126-45 in 5th year at UNM

Assistant Coaches: Ryan Miller (Northern State '00), Duane Broussard (Bradley '93)

Video Administrator: Craig Snow (Evansville, '99)

Communications Contact: Frank Mercogliano (UNC Pembroke '92)

Associate Head Coach: Craig Neal (Georgia Tech '88)

Dir. of Operations: Drew Adams (Tennessee, '09)

Administrative Asst: Yolanda Rodriguez

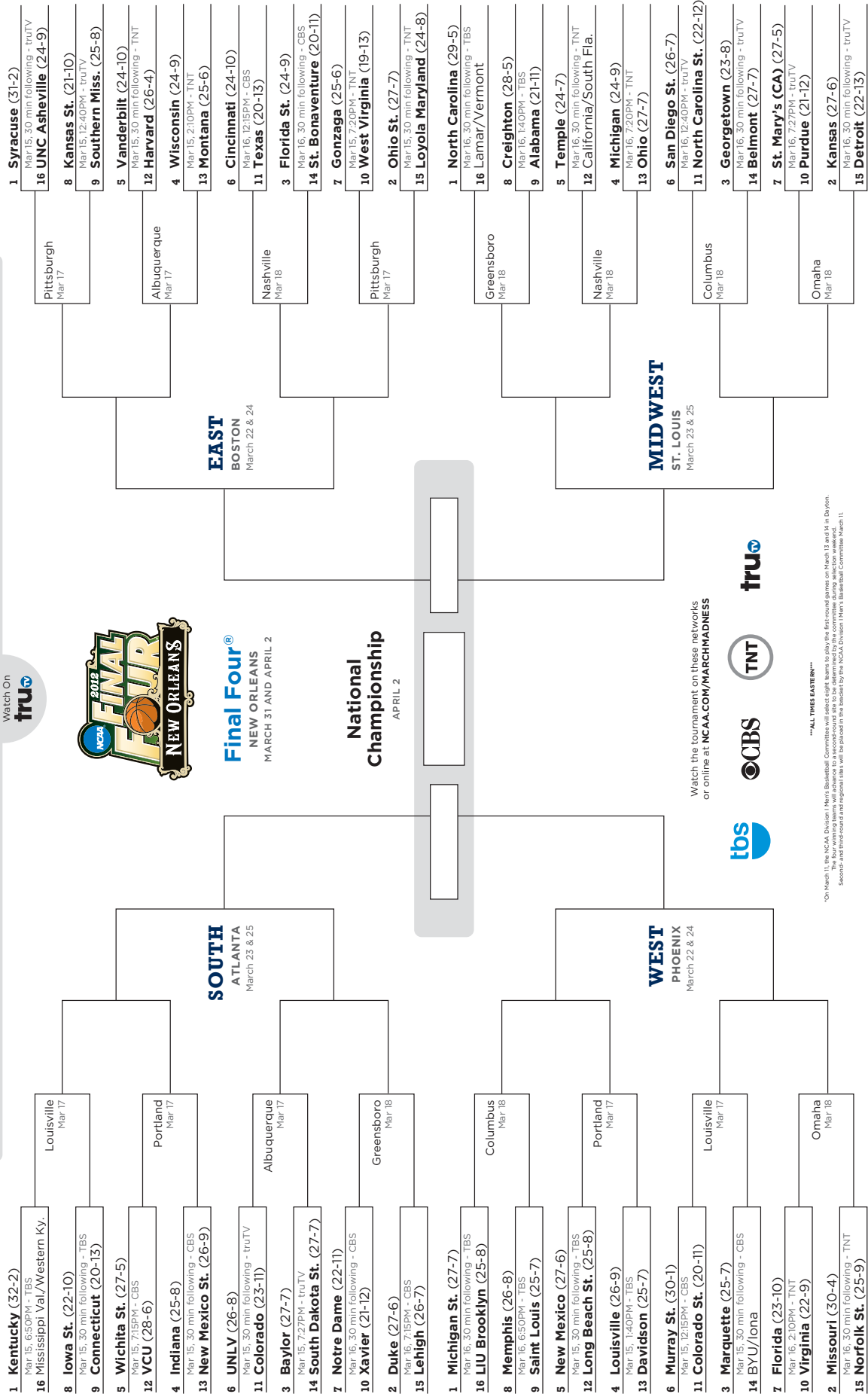
Second Round MARCH 15-16	Third Round MARCH 17-18	Regional Semifinals MARCH 22-23	Regional Finals MARCH 24-25	National Semifinals MARCH 31	Second Round MARCH 15-16
-----------------------------	----------------------------	---------------------------------------	-----------------------------------	------------------------------------	-----------------------------

FILL OUT YOUR BRACKET
NATIONAL BRACKET DAY
MARCH 12

First Four®

16 Mississippi Val. (21-12) Mar 13, 6:40PM - truTV	14 BYU (25-8) Mar 13, 30 min following - truTV
S 16 Western Ky. (15-18)	W 14 Iowa (25-7)

16 Lamar (23-11) Mar 14, 6:40PM - truTV	12 California (24-9) Mar 14, 30 min following - truTV
MW 16 Vermont (23-11)	MW 12 South Fla. (20-13)



Watch the tournament on these networks
or online at NCAA.COM/MARCHMADNESS



ALL TIMES EASTERN

*On March 11, the NCAA Division I Men's Basketball Committee will select eight teams to play the first-round games on March 13 and 14 in Dayton. Second- and third-round and regional 1st- and 2nd-round games will be played on March 15 and 16 in Dayton.

STAT COMPARISON

	New Mexico	Louisville
Conference	Mountain West	Big East
State	NM	KY
Founded	1889	1798
School Type	Public	Public
Enrollment	26,500	22,000
Rankings		
Conf Standing	1	7
AP Rank	21	17
RPI Rank	24	10
SOS Rank	86	7
Projected SOS Rank	74	8
Wins & Losses		
Overall	28-6 (0.82)	27-9 (0.75)
Home	14-2 (0.88)	16-4 (0.80)
Away	7-3 (0.70)	6-5 (0.55)
Neutral	7-1 (0.88)	5-0 (1.00)
Conference	10-4 (0.71)	10-8 (0.56)
Top 25	4-2 (0.67)	2-5 (0.29)
Blowout (> 19)	11-0 (1.00)	6-1 (0.86)
Close (< 6)	4-2 (0.67)	5-4 (0.56)
Overtime	0-1 (0.00)	2-1 (0.67)
Offense		
Pts Per Game	73.2 (54)	68.8 (151)
Poss Per Game	66.8 (161)	68.4 (101)
Pts Per Poss	1.1 (30)	1.01 (182)
Floor Pct	53.7 (65)	52.2 (122)
FG Made Per Game	25.1	24.1
FG Att Per Game	54.1	56.9
FG Pct	46.4 (48)	42.4 (228)
FT Made Per Game	15.4	14.8
FT Att Per Game	21.8	21.5
FT Pct	70.8 (107)	68.8 (190)
3FG Made Per Game	7.6	5.8
3FG Att Per Game	19.9	18.6
3pt FG Pct	38.3 (29)	31.0 (297)
Effective FG Pct	53.4 (29)	47.5 (246)
True Shooting Pct	56.8 (30)	51.3 (232)
Free Throw Rate	40.2 (69)	37.8 (140)
2pt FG Point Pct	47.7 (283)	53.4 (141)
3pt FG Point Pct	31.2 (88)	25.1 (221)
FT Point Pct	21.1 (127)	21.5 (101)
RPG	37.8 (29)	38.3 (23)
Off Rebs Per Game	11.1 (169)	13.2 (35)
Off Reb Pct	34.3 (108)	36.2 (43)
Def Rebs Per Game	26.6 (11)	25.1 (53)
Def Reb Pct	72.5 (29)	65.7 (269)
Assists Per Game	16.5 (9)	13.6 (102)
Assist Pct	65.7 (2)	56.4 (104)
A/T Ratio	1.23 (28)	0.94 (184)
Steals Per Game	6.9 (118)	9.0 (7)
Steal Pct	10.3 (124)	13.2 (8)
Blocks Per Game	3.4 (154)	4.8 (32)
Block Pct	6.2 (159)	8.6 (35)
TOPG	13.4 (173)	14.5 (93)
Turnover Pct	20.0 (181)	21.2 (100)
Fouls Per Game	17.6 (204)	17.9 (177)
Defense		
Pts Per Game	59.3 (18)	61.2 (35)
Poss Per Game	66.8 (175)	68.4 (243)
Pts Per Poss	0.89 (4)	0.89 (4)
Floor Pct	44.9 (4)	47.8 (49)
FG Made Per Game	20.9	21.3
FG Att Per Game	54.6	56.4
FG Pct	38.2 (6)	37.9 (3)
FT Made Per Game	11.6	13.0
FT Att Per Game	17.1	19.7
FT Pct	67.5 (86)	66.2 (45)
3FG Made Per Game	6.1	5.5
3FG Att Per Game	19.8	18.0
3pt FG Pct	30.6 (28)	30.5 (24)
Effective FG Pct	43.8 (12)	42.7 (3)
True Shooting Pct	47.3 (6)	46.6 (3)
Free Throw Rate	31.4 (65)	34.9 (151)
2pt FG Point Pct	49.9 (100)	51.7 (151)
3pt FG Point Pct	30.6 (279)	27.0 (146)
FT Point Pct	19.5 (123)	21.3 (209)
RPG	31.4 (44)	36.3 (280)
Off Rebs Per Game	10.1 (86)	13.1 (325)
Off Reb Pct	27.5 (29)	34.3 (269)
Def Rebs Per Game	21.3 (55)	23.2 (172)
Def Reb Pct	65.7 (108)	63.8 (43)
Assists Per Game	11.1 (60)	11.2 (66)
Assist Pct	53.3 (168)	52.3 (141)
A/T Ratio	0.77 (47)	0.71 (24)
Steals Per Game	5.7 (77)	7.2 (266)
Steal Pct	8.5 (62)	10.6 (262)
Blocks Per Game	2.4 (11)	3.5 (207)
Block Pct	4.3 (12)	6.1 (184)
TOPG	14.4 (234)	15.7 (297)
Turnover Pct	21.5 (227)	22.9 (296)
Fouls Per Game	19.8 (300)	19.1 (257)

TV/RADIO CHART (ACTIVE PLAYERS)



A.J. HARDEMAN
6-8 * 235 * F
Sr * 3VL
Del Valle, Tex.
Del Valle HS



CHRIS PEREZ
6-0 * 180 * G
So * SQ
Corona, Calif.
Centennial HS



HUGH GREENWOOD
6-3 * 209 * G
Fr * HS
Hobart, Australia
Aus. Inst. of Sport



CHAD ADAMS
6-6 * 190 * F/G
Jr * 2VL
Albuquerque, N.M.
Highland HS



DOMINIQUE DUNNING
6-3 * 198 * G
Fr * HS
Corona, Calif.
Centennial HS



KENDALL WILLIAMS
6-3 * 180 * G
SO * 1VL
Rancho Cucamonga,
Calif.
Los Osos HS



JAMAL FENTON
5-9 * 168 * G
Houston, Tex.
Cesar E. Chavez HS




TONY SNELL
6-7 * 195 * G
So * 1VL
Riverside, Calif.
King HS



PHILLIP McDONALD
6-5 * 200 * G
Sr * 3VL
Cypress, Tex.
Cypress Springs HS



DREW GORDON
6-9 * 245 * F
Sr * 1VL
San Jose, Calif.
UCLA/
Archbishop Mitty



DEMETRIUS WALKER
6-2 * 200 * G
So * TR-RS
Fontana, Calif.
Arizona State/
St. Mary's HS



CAMERON BAIRSTOW
6-9 * 253 * F
So * 1VL
Brisbane, Australia
Aus. Inst. of Sport



STEVE ALFORD
Head Coach
Indiana, 1987
5th year at UNM
21st Overall



CRAIG NEAL
Assoc. Head Coach
Georgia Tech, 1988
5th year at UNM



RYAN MILLER
Asst. Coach
Northern State, 2000
5th year at UNM



DUANE BROUSSARD
Asst. Coach
Bradley, 1993
10th year at UNM

NEW MEXICO NCAA TOURNAMENT HISTORY CAPSULES

1968 -- New Mexico's first exposure in the NCAA Tournament came under head coach Bob King in 1968. King was named WAC Coach of the Year after capturing the WAC crown with an impressive 23-5 overall record. The Lobos were 7th in the national rankings and also had the advantage of playing on their home floor in the West Regional. UNM lost the first night to Santa Clara, 86-73, as its star center Greg (Stretch) Howard was ineligible to play due to the NCAA rule that did not allow transfers to play in postseason games. In the consolation game, UNM fell to intrastate rival New Mexico State, 68-62, a team it had beaten twice during the regular season. The Aggies had lost the night before to Lew Alcindor-led UCLA, which went on to win the national title.

1974 -- The 1974 WAC championship team finished 22-7 and 18th in the polls. The Lobos traveled to Pocatello, Idaho, and defeated Idaho State, 73-65 in the first round. From there it was on to Tucson for the West Regional where the Lobos lost a heartbreaker to San Francisco in the last 22 seconds, 64-61. UNM redeemed itself the following night by winning the consolation game over Dayton, 66-61. The Flyers had taken UCLA into triple overtime the previous night.

1978 -- A 13-1 conference mark (24-3 overall) earned the Lobos a Western Athletic Conference title and a trip to Tempe, Arizona. UNM's first-round opponent was Cal State Fullerton, which became that year's Cinderella team. Had the Lobos defeated the Titans, they would have returned home to Albuquerque for the West Regional and 18,000 hometown fans. But in one of the biggest upsets of the year, unranked Fullerton dumped 4th-ranked New Mexico 90-85. The Titans advanced to Albuquerque where they upset San Francisco then lost to Final Four participant Arkansas by three points in the regional final.

1991 -- New Mexico made its first appearance in 13 years by receiving an at-large bid with a 20-9 record. Seeded 14th in the East Region, New Mexico faced No. 3 seed Oklahoma State in the first round at College Park, Md. The game was tied at halftime, 26-26, however, the Cowboys' second-half defense was too much for the Lobos in the 67-54 loss. Luc Longley had 16 points and 9 rebounds in his final collegiate game. OSU advanced to the Sweet 16 before falling to Temple.

1993 -- The Lobos received an automatic bid to the tournament by winning the WAC Tournament in Salt Lake City. Entering the tournament with a 23-7 record, UNM was ranked 21st by the Associated Press and received a No. five seed. The Lobos drew 12th-seeded George Washington as its first-round opponent in the West Region at Tucson, Ariz. New Mexico was in trouble before the team bus ever got to the McKale Center. Several Lobos, including starters Khari Jaxon and Steve Logan, were afflicted by food poisoning from a meal eaten the night before. That malady and the Colonials' brawn proved to be the difference in the 82-68 defeat. George Washington eventually lost to national runnerup Michigan in the Sweet 16.

1994 -- UNM advanced to the NCAA West Regional in Sacramento, Calif., on the strength of its regular-season WAC title. The 23-6 Lobos were a No. 10 seed and faced the 16-11 Virginia Cavaliers, the No. 7 seed. Five minutes into the second half, New Mexico appeared primed to snap its three-game NCAA Tournament victory drought and advance in the tourney for the first time since 1974. Outplaying the stronger Cavaliers, UNM forged a 41-26 lead five minutes into the second half on the strength of freshman Charles Smith. That's when the 3-pointers stopped falling. After making 6 of its first 15, UNM missed its last 10. The Lobos still led 54-49 with 2:46 remaining. However, in the last two minutes UNM turned it over once and missed its last five shots, including three game-tying 3-pointers in the final 12 seconds. The result was a tough 57-54 loss and an early exit. Smith led UNM with 20 points.

1996 -- The Lobos' four-game, 22-year victory drought in the NCAA Tournament came to a resounding halt in the East Regional in Richmond, Va. UNM won the WAC Tournament in Albuquerque and took a

gaudy 27-4 record and an AP ranking of No. 23 into the tourney. New Mexico was a No. 7 seed and faced 10th-seeded Kansas State in the first round. UNM trailed early but rallied for a 31-30 halftime lead. It was still close at 43-41 when the Lobo defense took over. K-State was held to just one field goal the final 13:34 of the game as UNM closed with a 26-7 run and a convincing 69-48 victory. Sophomore forward Clayton Shields had 25 points and 10 rebounds. KSU shot just 29% (15-52) from the floor.

The Lobos' were rewarded by playing No. 2 seed and fourth-ranked Georgetown in the second round. New Mexico's magic continued in the first half against the Hoyas as it was a 35-32 ballgame in the Lobos' favor at intermission. Georgetown All-America Allen Iverson, the Hoyas' superior strength and foul trouble to UNM freshman center Kenny Thomas crippled the Lobos' chances in the second half. Iverson scored 19 of his 25 points in the final 20 minutes and Thomas picked up two personals in the first three minutes as the lead slipped away. Georgetown prevailed 73-62 to advance to the Sweet Sixteen. Shields led the Lobos again with 19 points. Due to foul trouble, Thomas was limited to only 37 minutes in the two tournament games. UNM finished with a 28-5 ledger, setting a school-record for victories.

1997 -- The Lobos were sent to the East Region for the second straight year, playing at the Civic Arena in Pittsburgh, Pa. UNM received an at-large berth as a No. 3 seed, the highest for the Lobos since the NCAA began the seeding process in 1979. New Mexico got past No. 14 seed Old Dominion in the first round, 59-55. Kenny Thomas' rebound and two free throws with two seconds remaining sealed the victory. Thomas had 15 points and 8 rebounds while freshman Lamont Long added 14 points and 9 boards.

UNM met No. 6 seed Louisville in the second round and came within a basket of advancing to the Sweet Sixteen for only the second time in school history. Trailing 64-63, the Lobos forced a Louisville turnover with 16 seconds remaining. UNM's set play coming out of the timeout broke down, and point guard David Gibson was forced to take an awkward shot driving to the basket, which missed. It marked the first time in 23 games that UNM led at halftime and lost. It was also the first time in 20 contests that New Mexico fell while holding an opponent to less than 70 points. Thomas, who fouled out with three personals in the second half, his third and fourth in a span of 22 seconds, and his fifth occurring during a Louisville free throw, had just 8 points and 3 rebounds. Senior Charles Smith had 16 points and 7 rebounds in his final game as a Lobo. Long again led UNM in rebounds with 8.

1998 -- The Lobos took a 23-7 record into their fifth NCAA Tournament in the past six seasons. UNM was sent to the South Region in Lexington, Ky., where it was a No. 4 seed, and faced Butler University in the first round.

UNM won 79-62, however, all did not look good early in the second half. Kenny Thomas, who finished with just three points and five rebounds, was on the bench with three fouls. Senior point guard David Gibson had to leave the game with 18:16 left after suffering a concussion and a broken right middle finger on a drive to the basket. The score was tied at 40-40 when the Lobos went on a 12-0 run to salt the game away. Some unlikely heroes stepped up. Senior post Ben Baum scored a season-high 14 points, making all three of his 3-point attempts, and tied a career-high with six rebounds. Freshman guard Tom Starkey, who had played just 35 minutes in nine games before the tournament, scored five points and grabbed a career-high seven rebounds in a career-best 13 minutes. Freshman guard Kevin Henry, normally the 2-guard, was forced to the point in the second half when Gibson went out. Henry responded with 14 points, while setting career-highs for FTs made (9), FT attempts (10) and assists (5). Sophomore Lamont Long led UNM with 22 points.

The Lobos advanced to the second round for the third straight season where they met Syracuse. UNM could never crack the Orangemen's 2-3 zone in the 56-46 setback. New Mexico converted just 14 of 55

NEW MEXICO NCAA TOURNAMENT HISTORY CAPSULES

shots (25.5%) overall and 6 of 25 from 3-point. Thomas had 12 points and 12 rebounds. Long added 11 points and 11 caroms.

1999 - The Lobos advanced to their fourth straight NCAA Tournament and seventh in the decade of the '90s. That streak was in serious jeopardy earlier in the season. Following a road loss at Hawai'i, the Lobos were 17-6 and had dropped four of five decisions. An upswing ensued, however, as UNM closed the regular season by winning five of its last six. Add an improbable run to the championship game of the WAC Tournament, and UNM locked up its 10th tournament berth.

Advancing as an at-large selection, New Mexico took a 24-8 record in the tournament. Surprisingly, the Lobos were kept in the West Region where they faced Missouri in the first round in Denver. Lamont Long's 8-foot jumper with six seconds left provided the margin in the 61-59 victory. Long paced UNM with 17 points and a season-high 12 rebounds. Senior Kenny Thomas had his finest showing in the NCAA Tournament with 20 points, 10 rebounds and four blocks before fouling out with 1:31 to go. New Mexico joined Cincinnati, Kansas, Kentucky, Purdue, Stanford and Utah as the only schools to win at least one NCAA Tournament game every year since 1996.

UNM fell to eventual national champ Connecticut 78-56, in a second-round matchup. UConn raced to a 17-0 lead and never looked back. The Huskies were ranked third in the polls and came in as the West's No. 1 seed. The Lobos shot a season-low 26.3% (15-57) from the floor and only 19% (4-21) from 3-point. After a stellar performance in the first round, Thomas was held without a field goal for the only time in his 123-game collegiate career. He finished with one point and 11 rebounds. Damion Walker came off the bench to lead the Lobos with 21 points.

2005 - After a six-year absence, New Mexico returned to the NCAA Tournament for the 11th time in school history off a strong run through the Mountain West Conference Tournament. This was also the first appearance in the NAAs for head coach Ritchie McKay, either as a player, an assistant, or a head coach. Despite posting a 26-7 record, the second most wins in school history, the Lobos were given a No. 12 seed in the Syracuse Regional.

UNM traveled to Nashville where it took on fifth-seeded Villanova. The Wildcats came in with a 22-7 record and were the 22nd-ranked team in the country. The Lobos managed just 11 points on 18% shooting in the first half and trailed by as much as 24, but they made a furious second half comeback attempt. The Lobos pulled to within 52-47 with 29 seconds left, but they couldn't overcome their dismal start, falling to the Wildcats, 55-47. Danny Granger led New Mexico with 15 points and Mark Walters had 14 - all in the second half.

2010 - UNM returned to the Big Dance for the first time in five seasons after winning its second consecutive Mountain West Conference regular-season title. Despite losing in the semifinals of the MWC Tournament, the Lobos earned a No. 3 seed as an at-large team based on their 29-4 overall record and strong schedule that included a 6-0 mark against top-25 teams.

UNM drew a stubborn Montana team in an East Region first round game at San Jose, Calif. Roman Martinez had 19 points, six rebounds and four assists and the Lobos overcame a shaky start to beat the 14th-seeded Grizzlies 62-57. Darrington Hobson added 11 points, 11 rebounds and six assists while playing with a sprained left wrist for the Lobos, who used a 17-0 run after halftime to briefly break open the game after trailing by a point at the break.

Martinez made three 3-pointers, including one with 7:44 to play, and Dairese Gary converted seven free throws over the final 3:36 as New Mexico staved off an upset. The Lobos won despite shooting 41.5% from the floor (22-53), 25% (5-20) from 3-point, 56.5% (13-23) from the FT line and being outrebounded 37-31. UNM, however, did commit just 6 turnovers and held Montana's Anthony Johnson to 6 points on 1-12

UNM IN THE NCAA TOURNAMENT (8-13)

SITE	HEAD COACH
1968 (West - Albuquerque) Santa Clara 86, UNM 73 New Mexico State 62, UNM 58	Bob King
1974 (West - Pocatello, Idaho) UNM 73, Idaho State 65 (West - Tucson, Ariz.) San Francisco 64, UNM 61 UNM 66, Dayton 61	Norm Ellenberger
1978 (West - Tempe, Ariz.) Cal State Fullerton 90, UNM 85	Norm Ellenberger
1991 (No. 14 seed, East - College Park, Md.) (3) Oklahoma State 67, (14) UNM 54	Dave Bliss
1993 (No. 5 seed, West - Tucson, Ariz.) (12) George Washington 82, (5) UNM 68	Dave Bliss
1994 (No. 10 seed, West - Sacramento, Calif.) (7) Virginia 57, (10) UNM 54	Dave Bliss
1996 (No. 7 seed, East - Richmond, Va.) (7) UNM 69, (10) Kansas State 48 (2) Georgetown 73, (7) UNM 62	Dave Bliss
1997 (No. 3 seed, East - Pittsburgh, Pa.) (3) UNM 59, (14) Old Dominion 55 (6) Louisville 64, (3) UNM 63	Dave Bliss
1998 (No. 4 seed, South - Lexington, Ky.) (4) UNM 79, (13) Butler 62 (5) Syracuse 56, (4) UNM 46	Dave Bliss
1999 (No. 9 seed, West - Denver, Colo.) (9) UNM 61, (8) Missouri 59 (1) Connecticut 78, (9) UNM 56	Dave Bliss
2005 (No. 12 seed, Syracuse Regional - Nashville, Tenn.) (5) Villanova 55, (12) UNM 47	Ritchie McKay
2010 (No. 3 seed, East Regional - San Jose, Calif.) (3) UNM 62, (14) Montana 57 (11) Washington 82, (3) UNM 64	Steve Alford
2012 (No. 5 seed, West Regional - Portland, Ore.) (5) UNM 75, (12) Long Beach State 68 (5) UNM vs. (4) Louisville	Steve Alford

FGs. Johnson came into the game averaging almost 20 a game. UNM did hold the Grizzlies to 37% shooting in the 2nd half (10-27) and 29% (4-14) from beyond the arc.

In the second round, Quincy Pondexter scored 18 points, Isaiah Thomas added 15 and 11th-seeded Washington won 82-64. The Lobos simply couldn't keep up with the breakneck offensive pace, falling behind by 23 points midway through the second half.

Dairese Gary matched his career high with 25 points and Darrington Hobson had 11 points and nine rebounds for New Mexico. Hobson led the Lobos in points, rebounds and assists, but the junior hurt his left wrist and back on a first-round tumble to the court. He insisted he could play through the pain, but appeared to be favoring the wrist in pregame warmups - and he went 1 of 3 in the first half, failing to score after a 3-pointer in the opening minutes.

NEW MEXICO NCAA TOURNAMENT BOX SCORES

NCAA WEST REGION 1ST ROUND

Santa Clara 86

New Mexico 73

March 15, 1968 / Albuquerque, N.M.

Santa Clara	MP	FG-A	3P-A	FT-A	REB	PF	A	TO	B	S	TP
O'Brien	-	7-7	-	4-5	10	3	-	-	-	-	18
Eagleson	-	0-2	-	0-2	1	4	-	-	-	-	0
Ogden	-	5-9	-	1-3	7	3	-	-	-	-	11
Hearney	-	3-7	-	1-1	6	1	-	-	-	-	7
Ogden	-	9-13	-	4-7	7	4	-	-	-	-	22
Diffley	-	1-2	-	5-9	5	2	-	-	-	-	7
Awtrey	-	5-11	-	3-5	5	5	-	-	-	-	13
Team					6						
TOTALS	200	34-56	-	18-32	43	24	-	-	-	-	86
FG% (60.7)				FT% (56.3)							

New Mexico	MP	FG-A	3P-A	FT-A	REB	PF	A	TO	B	S	TP
Culver	-	1-2	-	5-7	6	3	-	-	-	-	7
Nelson	-	9-19	-	2-3	1	5	-	-	-	-	20
Sanford	-	3-9	-	2-3	3	5	-	-	-	-	8
Shropshire	-	0-2	-	1-2	0	0	-	-	-	-	1
Griffith	-	1-4	-	-	1	1	-	-	-	-	2
Maes	-	1-1	-	-	0	1	-	-	-	-	2
Schaafsma	-	0-2	-	-	0	1	-	-	-	-	0
Jones	-	1-3	-	0-1	3	1	-	-	-	-	2
Lopez	-	2-4	-	3-5	4	3	-	-	-	-	7
Grimes	-	3-7	-	0-3	7	4	-	-	-	-	6
Team					10						
TOTALS	200	28-68	-	17-29	29	29	-	-	-	-	73
FG% (41.2)				FT% (58.6)							

Attendance: 15,345 Technical Fouls: None
Officials: Overby, Dreith

Santa Clara	45	41	-	86
New Mexico	34	39	-	73

NCAA WEST REGION CONSOLATION

New Mexico State 62

New Mexico 58

March 16, 1968 / Albuquerque, N.M.

NMSU	MP	FG-A	3P-A	FT-A	REB	PF	A	TO	B	S	TP
Evans	-	4-10	-	2-2	5	3	-	-	-	-	10
Murphy	-	0-2	-	1-1	1	1	-	-	-	-	1
Landis	-	5-7	-	2-4	2	1	-	-	-	-	12
Collins	-	6-11	-	5-6	1	2	-	-	-	-	17
Burgess	-	3-3	-	5-6	1	2	-	-	-	-	11
Collins	-	2-7	-	2-2	7	2	-	-	-	-	6
Lacey	-	1-9	-	3-3	7	5	-	-	-	-	5
Team					11						
TOTALS	200	21-49	-	20-24	24	16	-	-	-	-	62
FG% (42.9)				FT% (83.3)							

New Mexico	MP	FG-A	3P-A	FT-A	REB	PF	A	TO	B	S	TP
Nelson	-	9-23	-	8-8	2	0	-	-	-	-	26
Sanford	-	11-17	-	1-4	8	3	-	-	-	-	23
Shropshire	-	1-1	-	0-1	1	4	-	-	-	-	2
Griffith	-	-	-	-	0	1	-	-	-	-	0
Becker	-	1-2	-	1-2	3	4	-	-	-	-	3
Jones	-	0-3	-	-	1	2	-	-	-	-	0
Lopez	-	0-4	-	-	4	2	-	-	-	-	0
Grimes	-	1-4	-	2-5	9	5	-	-	-	-	4
Team					8						
TOTALS	200	23-54	-	12-20	28	21	-	-	-	-	58
FG% (42.6)				FT% (60.0)							

Attendance: 15,010
Technical Fouls: None
Officials: Smith, Dreith

New Mexico State	29	33	-	62
New Mexico	30	28	-	58

NCAA WEST REGION 1ST ROUND

New Mexico 73

Idaho State 65

March 9, 1974 / Pocatello, Idaho

New Mexico	MP	FG-A	3P-A	FT-A	REB	PF	A	TO	B	S	TP
Nava	36	3-12	-	-	2	2	0	3	2	0	6
Taylor	16	1-4	-	-	2	4	2	3	0	0	2
Hardin	34	8-22	-	3-3	6	2	0	1	1	0	19
King	26	2-5	-	0-1	1	1	3	0	0	0	4
Davis	1	1-1	-	-	0	0	0	0	0	0	2
Toppert	4	0-1	-	-	0	2	1	0	0	0	0
Battle	14	2-6	-	-	3	0	1	3	0	0	4
Saiers	34	8-15	-	2-2	14	1	6	2	0	0	18
Pokorski	6	1-1	-	-	4	3	0	1	0	0	2
Patterson	1	-	-	-	0	0	0	0	0	0	0
Hagins	31	6-8	-	2-2	10	3	0	3	0	0	14
Kruse	3	1-1	-	-	3	1	0	2	1	0	2
Team					5						
TOTALS	200	33-76	-	7-8	45	19	13	18	4	0	73
FG% (43.4)				FT% (87.5)							

Idaho State	MP	FG-A	3P-A	FT-A	REB	PF	A	TO	B	S	TP
Hoyt	39	7-18	-	-	5	0	3	3	0	11	14
Strannigan	11	1-5	-	2-2	0	3	0	2	0	0	4
Green	4	0-1	-	1-2	1	0	0	0	0	0	1
Gibbons	28	3-7	-	-	10	4	3	1	3	0	6
Krahn	4	-	-	-	0	1	0	0	0	0	0
Anderson	32	6-14	-	1-1	9	2	1	3	0	1	13
Rodriguez	26	0-3	-	2-2	2	4	6	7	0	2	2
Spindler	25	6-9	-	2-3	5	1	0	0	0	0	14
Kruidhof	6	0-2	-	-	1	0	0	1	0	0	0
Hayes	16	3-5	-	3-4	1	2	0	2	0	0	9
Doos	9	1-2	-	-	2	0	0	0	0	0	2
Team					2						
TOTALS	200	27-66	-	11-14	34	17	13	19	3	4	65
FG% (40.9)				FT% (78.6)							

Attendance: 9,400
Technical Fouls: New Mexico
Officials: Solomon, Harrold

New Mexico	39	34	-	73
Idaho State	34	31	-	65

NCAA WEST REGIONAL SEMIFINAL

New Mexico 61

San Francisco 64

March 14, 1974 / Tucson, Ariz.

New Mexico	MP	FG-A	3P-A	FT-A	REB	PF	A	TO	B	S	TP
Nava	30	2-8	-	-	2	3	1	3	1	2	4
Taylor	25	4-8	-	2-2	2	0	1	3	1	3	10
Hardin	33	7-14	-	2-3	7	3	1	7	2	3	16
King	16	3-3	-	4-4	1	2	2	1	0	0	10
Toppert	9	0-1	-	-	0	0	1	2	0	0	0
Battle	6	0-1	-	-	1	0	0	0	0	0	0
Saiers	35	6-7	-	-	5	3	0	3	0	0	12
Pokorski	7	0-1	-	-	0	0	0	1	1	0	0
Patterson	3	-	-	-	1	1	0	0	0	0	0
Hagins	36	4-6	-	1-2	4	0	1	6	0	0	9
Team					5						
TOTALS	200	26-49	-	9-11	23	12	7	26	5	8	61
FG% (53.1)				FT% (81.8)							

San Francisco	MP	FG-A	3P-A	FT-A	REB	PF	A	TO	B	S	TP
Boro	16	1-1	-	2-2	3	2	0	4	0	1	4
Smith	34	3-13	-	1-2	1	2	2	4	0	1	7
Randell	33	3-9	-	2-2	6	3	0	2	0	0	8
Coleman	28	2-3	-	-	1	5	2	4	0	0	4
Quantrom	6	1-1	-	-	1	1	0	1	0	0	2
Smith	30	8-12	-	2-2	3	0	1	0	0	2	18
Fernsten	17	3-5	-	1-1	3	3	0	4	1	0	7
Restani	36	7-12	-	-	4	2	2	2	0	1	14
Team					4						
TOTALS	200	28-56	-	8-9	26	18	7	21	1	5	64
FG% (50.0)				FT% (88.9)							

Attendance: 13,314 Technical Fouls: None
Officials: Wortman, Weiler

New Mexico	24	37	-	61
San Francisco	28	36	-	64

NCAA WEST REGIONAL CONSOLATION

Dayton 61

New Mexico 66

March 16, 1974 / Tucson, Ariz.

Dayton	MP	FG-A	3P-A	FT-A	REB	PF	A	TO	B	S	TP
Smith	40	10-20	-	2-2	4	4	1	6	0	2	22
Elijah	30	6-10	-	-	9	4	0	1	1	1	12
Davis	40	3-10	-	2-2	2	4	0	2	1	1	8
Sylvester	40	4-18	-	2-5	6	4	3	6	1	2	10
Von Lehman	26	0-1	-	-	4	5	0	3	0	2	0
Fisher	11	1-5	-	3-4	3	1	1	2	0	0	5
Testerman	6	-	-	-	0	1	0	0	1	0	0
Holland	7	2-2	-	-	1	0	0	0	0	1	4
Team					4						
TOTALS	200	26-65	-	9-13	33	23	5	20	4	9	61
FG% (40.0)				FT% (69.2)							

New Mexico	MP	FG-A	3P-A	FT-A	REB	PF	A	TO	B	S	TP
Nava	23	5-7	-	0-1	3	0	0	1	0	0	10
Taylor	28	6-14	-	2-3	3	3	2	3	1	5	14
Hardin	31	7-14	-	0-2	12	3	3	11	1	3	14
King	11	0-3	-	-	2	0	0	1	0	1	0
Davis	4	0-1	-	-	3	0	0	0	0	0	0
Toppert	12	0-6	-	1-2	2	0	0	0	0	0	1
Battle	7	-	-	-	2	0	0	4	0	0	0
Saiers	35	4-7	-	3-4	6	1	0	2	1	2	11
Pokorski	23	2-3	-	3-7	1	3	0	1	0	0	7
Patterson	13	2-4	-	2-3	6	3	0	1	2	0	6
Hagins	13	1-2	-	1-2	4	2	1	0	0	0	3
Team					2						
TOTALS	200	27-61	-	12-24	46	15	6	24	5	11	66
FG% (44.2)				FT% (50.0)							

NEW MEXICO NCAA TOURNAMENT HISTORY CAPSULES

NCAA EAST REGION 1ST ROUND

New Mexico 54

Oklahoma State 67

March 14, 1991 / College Park, Md.

New Mexico	MP	FG-A	3P-A	FT-A	REB	PF	A	T	B	S	TP
Williams	20	5-7	1-1	1-2	3	2	1	7	0	0	12
Longley	36	6-13	0-1	4-6	9	3	1	3	3	2	16
McBurrows	9	1-1	1-1	-	1	2	0	0	0	0	3
Miller	6	1-6	0-2	2-2	0	3	0	0	0	0	4
Taylor	20	1-2	-9	-	3	2	0	2	0	1	2
Banks	40	5-11	0-2	-	4	0	4	1	0	4	10
Jaxon	7	-	-	-	0	5	0	1	0	0	0
McCrary	25	1-6	-	-	6	4	1	3	1	0	2
Robbins	31	2-7	1-5	-	5	1	2	1	0	0	5
Milford	1	-	-	-	0	0	0	0	0	0	0
TOTALS	200	22-56	3-12	7-10	34	23	9	18	5	7	54
FG% (39.3)		3Pt% (25.0)		FT% (70.0)							

Oklahoma St.	MP	FG-A	3P-A	FT-A	REB	PF	A	T	B	S	TP
Williams	13	2-3	1-2	0-1	2	0	1	0	0	0	5
Alexander	36	1-7	0-1	6-6	1	1	2	4	0	0	8
Sahlstrom	11	1-4	-	-	1	3	1	0	1	1	2
Sutton	30	2-6	1-1	3-3	2	2	1	0	0	0	8
Hatcher	16	1-2	-	5-6	3	1	1	1	0	3	7
Potter	25	4-9	1-2	-	5	0	2	3	0	1	9
Houston	34	7-19	-	7-9	17	4	1	5	2	0	21
Pittman	35	3-12	-	1-4	13	4	0	3	1	0	7
TOTALS	200	21-62	3-6	22-29	47	15	9	17	4	5	67
FG% (33.9)		3Pt% (50.0)		FT% (75.9)							

Attendance: Technical Fouls: None
Officials: Crowley, Rose, Wood

New Mexico	26	28	-	54
Oklahoma State	26	41	-	67

NCAA WEST REGION 1ST ROUND

George Washington 82

New Mexico 68

March 19, 1993 / Tucson, Ariz.

G. Washington	MP	FG-A	3P-A	FT-A	REB	PF	A	T	B	S	TP
Surles	23	5-10	1-2	-	5	1	1	0	0	0	11
Pearlsall	23	3-4	-	6-6	3	1	1	2	0	0	12
Evans	25	6-8	5-5	2-2	3	2	0	1	1	1	19
Kah	1	-	-	-	0	0	0	0	0	0	0
Hart	3	-	-	-	0	1	0	0	0	0	0
Ford	1	-	-	-	0	0	0	0	0	0	0
Jones	6	-	-	-	0	0	0	2	0	0	0
Brigham	23	2-6	0-2	2-4	6	2	0	2	1	0	6
Dare	27	7-13	-	3-5	10	2	0	1	3	0	17
Withers	1	1-3	-	-	1	0	0	0	0	0	2
Hammons	21	1-6	1-5	-	3	2	1	0	1	1	3
Holland	25	5-10	-	1-3	1	3	1	1	0	1	11
Moses	19	0-1	-	1-2	2	0	8	0	1	1	1
Wise	1	-	-	-	0	0	0	0	0	0	0
Team					1						
TOTALS	200	30-61	7-14	15-22	35	14	12	9	7	4	82
FG% (49.2)		3Pt% (50.0)		FT% (50.0)							

New Mexico	MP	FG-A	3P-A	FT-A	REB	PF	A	T	B	S	TP
Logan	40	5-15	1-4	5-6	4	3	3	2	0	2	16
Williams	30	4-11	2-5	2-2	6	5	0	4	0	0	12
Brown	37	3-9	2-6	2-2	4	1	1	2	0	1	10
Thomas	1	-	-	-	0	0	0	0	0	0	0
LaMar	4	-	-	-	1	2	0	0	0	0	2
Neves	34	2-7	0-4	3-3	6	3	3	0	0	1	7
Jaxon	27	5-9	-	-	3	3	0	1	4	0	10
Griego	12	2-4	-	-	3	1	2	1	1	0	4
Milford	1	1-2	1-2	-	0	0	0	1	0	0	3
Hefner	14	2-3	-	2-2	2	4	0	2	0	1	6
Team					4						
TOTALS	200	24-60	6-21	14-15	33	22	9	13	5	5	68
FG% (40.0)		3Pt% (28.6)		FT% (93.3)							

Attendance: 13,532 Technical Fouls: None
Officials: Moreau, Pitts, Steed

George Washington	42	40	-	82
New Mexico	34	34	-	68

NCAA WEST REGION 1ST ROUND

New Mexico 54

Virginia 57

March 18, 1994 / Sacramento, Calif.

New Mexico	MP	FG-A	3P-A	FT-A	REB	PF	A	T	B	S	TP
Smith	32	7-12	2-3	4-7	5	2	2	1	0	1	20
Brown	38	5-15	2-7	-	5	3	4	2	0	1	12
White	37	5-15	1-9	1-1	5	2	1	3	0	1	12
Pritchett	10	0-12	-	-	0	0	0	2	0	1	0
LaMar	34	2-4	-	-	8	4	0	2	2	1	4
Neves	35	2-10	1-6	1-2	7	2	1	1	0	1	6
Griego	3	0-1	-	-	1	0	0	0	0	0	0
Hayden	6	-	-	-	1	0	0	0	0	0	0
Schornstein	5	0-1	-	-	0	0	0	0	0	0	0
Willis					4						
Team											
TOTALS	200	21-60	6-25	6-10	36	13	8	11	2	6	54
FG% (35.0)		3Pt% (24.0)		FT% (60.0)							

Virginia	MP	FG-A	3P-A	FT-A	REB	PF	A	T	B	S	TP
Burrough	38	9-19	0-1	2-6	8	1	1	2	1	0	20
Parker	35	1-5	0-1	-	4	1	2	2	1	0	2
Robinson	28	2-8	-	2-2	6	3	1	1	1	3	6
Havlicek	1	-	-	-	0	0	0	0	0	0	0
Deane	38	6-12	3-6	3-4	3	0	2	1	1	2	18
Williford	18	2-7	0-2	1-2	8	4	1	1	0	0	5
Barnes	20	2-5	-	-	4	0	0	2	1	0	4
Alexander	17	-	-	-	2	0	0	0	0	0	0
Powell	5	1-1	-	-	1	2	0	1	0	0	2
Davis	25	5-9	-	-	2	3	0	0	2	1	10
Team					4						
TOTALS	200	23-57	3-10	8-14	40	11	7	10	5	5	57
FG% (40.4)		3Pt% (30.0)		FT% (57.1)							

Attendance: 16,477
Technical Fouls: None
Officials: Valentine, Rodeheffer, Schumer

New Mexico	28	26	-	54
Virginia	24	33	-	57

NCAA EAST REGION 1ST ROUND

Kansas State 48

New Mexico 69

March 15, 1996 / Richmond, Va.

Kansas St.	MP	FG-A	3P-A	FT-A	REB	PF	A	T	B	S	TP
Young	37	1-6	0-1	2-2	1	2	0	6	0	0	4
Davis	23	3-10	-	1-3	8	2	2	1	1	0	7
Eaker	22	3-6	-	0-2	3	3	0	2	2	0	6
Hatcher	36	2-14	2-4	8-10	5	2	2	1	0	1	14
May	26	3-6	-	1-1	4	3	0	1	0	0	7
Griffin	1	-	-	-	0	0	0	0	0	0	0
Swartzendruber	17	0-1	0-1	-	2	1	2	3	0	0	0
Gavin	2	-	-	-	0	0	0	0	0	0	0
Hill	3	-	-	-	0	0	0	0	0	0	0
Marsh	1	-	-	-	0	0	0	0	0	0	0
Rhodes	1	-	-	-	0	0	0	0	0	0	0
Dies	29	3-9	-	3-4	8	0	0	0	1	1	9
Williams	2	-	-	1-4	0	0	0	0	0	0	1
Team					11						
TOTALS	200	15-52	2-6	16-26	42	13	6	14	2	2	48
FG% (28.8)		3Pt% (33.3)		FT% (61.5)							

New Mexico	MP	FG-A	3P-A	FT-A	REB	PF	A	T	B	S	TP
Shields	35	8-18	3-7	6-7	10	3	2	1	0	4	25
Schornstein	37	5-10	3-7	1-2	3	2	3	0	0	2	14
Thomas	10	2-3	-	-	4	4	1	1	1	1	4
Smith	34	7-19	1-6	-	4	1	4	2	0	2	15
Gibson	37	2-2	1-1	-	3	3	3	2	0	1	5
Franklin	1	0-2	0-1	-	0	0	0	0	0	0	0
White	1	-	-	-	0	0	0	0	0	0	0
Carruthers	1	0-1	-	-	1	0	0	0	0	0	0
Olney	12	0-2	0-2	-	0	2	2	0	0	0	0
Paddock	1	-	-	-	0	1	0	0	0	0	0
Santiago	7	-	-	2-2	2	1	0	0	1	0	2
Cotwright	24	1-4	-	2-2	7	4	0	0	0	0	4
Team					1						
TOTALS	200	25-61	8-24	11-13	35	21	15	6	2	10	69
FG% (41.0)		3Pt% (33.3)		FT% (84.6)							

Attendance: 11,859 Technical Fouls: None
Officials: Higgins, Bova, Shortnacy

Kansas State	30	18	-	48
New Mexico	31	38	-	69

NCAA EAST REGION 2ND ROUND

New Mexico 62

Georgetown 73

March 17, 1996 / Richmond, Va.

NEW MEXICO NCAA TOURNAMENT HISTORY CAPSULES

NCAA EAST REGION 2ND ROUND

Louisville 64

New Mexico 63

March 16, 1997 / Pittsburgh, Pa.

Louisville	MP	FG-A	3P-A	FT-A	REB	PF	A	T	B	S	TP
Dantzer	33	2-8	0-0	4-4	6	2	2	2	0	0	8
Johnson	28	3-10	0-2	3-4	5	3	1	0	0	0	9
Sanders	33	4-7	0-1	0-2	6	3	2	1	0	1	8
Sims	22	1-2	0-0	4-4	6	4	2	2	0	0	6
Wheat	36	7-16	5-10	3-3	2	3	2	3	0	0	22
Williams	0+	0-0	0-0	0-0	0	0	0	0	0	0	0
Johnson, J.	4	0-0	0-0	0-0	0	1	0	0	0	0	0
Flynn	28	1-4	0-3	7-8	7	1	2	3	0	0	9
Johnson, E.	7	1-2	0-1	0-0	0	1	0	0	0	0	2
Smith	9	0-0	0-0	0-0	1	3	1	1	0	0	0
TOTALS	200	19-49	5-17	21-25	37	21	12	12	0	1	64
FG% (38.8)		3P% (29.4)		FT% (84.0)							

New Mexico	MP	FG-A	3P-A	FT-A	REB	PF	A	T	B	S	TP
Smith	29	5-15	1-5	5-6	7	2	0	3	2	3	16
Shields	34	4-10	3-8	0-0	6	3	1	2	0	0	11
Thomas	32	2-4	0-1	4-4	3	5	1	3	1	2	8
Long	38	3-5	1-2	2-5	8	1	2	1	0	2	9
Gibson	40	0-4	0-0	2-3	2	2	4	2	0	1	2
Olney	14	3-7	2-6	2-2	2	3	1	0	0	0	10
Schornstein	6	1-2	0-1	0-0	1	2	0	0	0	0	2
Baum	1	0-0	0-0	0-0	0	0	0	0	0	0	0
Santiago	6	1-1	0-0	3-4	0	1	0	0	0	0	5
TOTALS	200	19-48	7-23	18-24	35	19	9	11	3	8	63
FG% (40)		3P% (30)		FT% (75)							

Attendance: 17,509

Technical Fouls: None

Officials: Range, Harrington, Sanzere UNM's Record: 25-8

Louisville	31	33	-	64
New Mexico	32	31	-	63

NCAA EAST REGION 1ST ROUND

Butler 62

No. 18 New Mexico 79

March 13, 1998 / Lexington, Ky.

Butler	MP	FG-A	3P-A	FT-A	REB	PF	A	T	B	S	TP
Neuhouser	20	1-6	0-0	1-4	5	1	1	1	0	1	3
Dudukovich	35	4-12	0-2	2-4	5	3	1	3	0	1	10
van Rijn	20	2-4	0-0	0-0	1	0	0	2	0	0	4
Rogers	34	5-8	1-3	0-0	3	2	8	4	0	2	11
Frazier	29	5-11	0-1	0-0	8	3	0	0	1	1	10
Graves, M.	30	7-14	3-10	0-0	2	2	0	0	0	1	17
Marshall	18	2-5	0-0	0-0	5	5	0	1	0	0	4
Glesek	3	0-0	0-0	0-0	0	0	0	0	0	0	0
Jordan	5	1-2	1-2	0-0	1	1	0	0	0	0	3
Graves, A.	2	0-0	0-0	0-0	0	0	0	0	0	0	0
Hirschy	1	0-0	0-0	0-0	0	0	0	0	0	0	0
Pflugner	1	0-0	0-0	0-0	0	0	0	0	0	0	0
Hicks	1	0-1	0-1	0-0	0	0	0	0	0	0	0
Myers	1	0-0	0-0	0-0	0	0	0	1	0	0	0
TOTALS	200	27-63	5-19	3-8	31	17	11	11	1	6	62
FG% (42.9)		3P% (26.3)		FT% (37.5)							

New Mexico	MP	FG-A	3P-A	FT-A	REB	PF	A	T	B	S	TP
Long	40	9-21	0-4	4-4	5	1	2	2	0	3	22
Thomas	25	1-4	1-3	0-0	5	5	4	3	0	0	3
Davis	0+	0-0	0-0	0-0	0	0	0	0	0	0	0
Henry	35	2-4	1-3	9-10	2	2	5	3	0	2	14
Shields	40	5-14	3-8	4-5	9	2	1	3	1	0	17
Gibson	22	2-4	0-0	0-0	3	1	1	1	0	0	4
Baum	25	5-8	3-3	1-2	6	0	0	0	0	0	14
Starkey	13	1-3	1-1	2-2	7	0	1	1	1	1	5
Andrews	0+	0-0	0-0	0-0	0	0	0	0	0	0	0
White	0+	0-0	0-0	0-0	0	0	0	0	0	0	0
Noce	0+	0-1	0-0	0-0	0	0	0	0	0	0	0
TOTALS	200	25-59	9-22	20-23	41	11	14	13	2	6	79
FG% (42.4)		3P% (40.9)		FT% (87.0)							

Attendance: 15,622

Technical Fouls: None

Officials: Hillary, McDonald, Shows UNM's Record: 24-7

Butler	24	38	-	62
New Mexico	31	48	-	79

NCAA TOURNAMENT 2ND ROUND

No. 21 Syracuse 56

No. 18 New Mexico 46

March 15, 1998 / Lexington, Ky.

Syracuse	MP	FG-A	3P-A	FT-A	REB	PF	A	T	B	S	TP
Blackwell	36	3-9	0-0	2-2	10	1	3	1	0	1	8
Burgan	40	7-14	0-3	6-7	10	2	2	2	1	1	20
Thomas	35	5-10	0-0	2-2	11	4	0	2	4	0	12
Hart	39	1-11	1-7	0-1	7	2	4	2	0	2	3
Janulis	37	4-12	2-7	0-1	8	3	4	1	0	0	10
Ovcina	9	1-4	1-2	0-0	2	0	0	0	0	0	3
Griffin	4	0-2	0-0	0-0	1	0	0	0	0	1	0
TOTALS	200	21-62	4-19	10-13	49	12	13	8	5	5	56
FG% (33.9)		3P% (21.1)		FT% (76.9)							

New Mexico	MP	FG-A	3P-A	FT-A	REB	PF	A	T	B	S	TP
Shields	40	3-11	2-9	2-3	5	1	2	0	0	0	10
Baum	6	0-2	0-1	0-0	2	0	0	1	0	0	0
Thomas	39	4-16	0-0	4-5	12	2	2	2	3	2	12
Gibson	35	2-4	1-1	2-2	2	4	2	2	0	1	7
Long	40	3-12	1-6	4-4	11	2	1	2	0	2	11
Henry	35	2-9	2-8	0-0	3	3	1	2	0	0	6
Starkey	5	0-1	0-0	0-0	0	11	0	0	0	0	0
TOTALS	200	14-55	6-25	12-14	36	13	8	9	3	5	46
FG% (25.5)		3P% (24.0)		FT% (85.7)							

Attendance: 13,220

Technical Fouls: None

Officials: Range, Wood, Hillary UNM's Record: 24-8

Syracuse	24	32	-	56
New Mexico	18	28	-	46

NCAA WEST REGION 1ST ROUND

Missouri 59

No. 25 New Mexico 61

March 11, 1999 / Denver, Colo.

New Mexico	MP	FG-A	3P-A	FT-A	REB	PF	A	T	B	S	TP
Davis*	35	3-4	0-0	1-3	7	2	2	0	2	0	7
Thomas*	39	5-14	1-6	9-11	10	5	1	3	4	0	20
Long*	40	7-17	2-4	1-2	12	0	2	1	0	1	17
Henry*	36	4-15	3-10	0-0	2	1	2	1	0	0	11
Robinson II*	32	3-6	0-1	0-0	3	4	4	3	0	2	6
Walker	5	0-0	0-0	0-0	2	0	0	1	0	0	0
Hannah	13	0-5	0-0	0-0	4	0	3	2	0	1	0
TOTALS	200	22-61	6-21	11-16	45	12	14	12	6	4	61
FG% (36.1)		3P% (28.6)		FT% (68.8)							

Missouri	MP	FG-A	3P-A	FT-A	REB	PF	A	T	B	S	TP
White*	27	6-19	1-3	3-4	12	4	2	2	1	0	16
Hardge*	30	4-11	0-0	2-3	8	3	2	2	0	0	10
Dooling*	27	1-8	0-0	2-2	5	0	2	2	1	2	4
Grawer*	39	2-6	2-6	0-0	3	1	3	0	0	4	6
Woods*	32	5-12	1-5	0-0	2	1	1	1	1	1	11
Gilbert	15	2-5	0-3	0-0	1	1	0	0	2	0	4
Hafer	9	0-4	0-0	0-0	2	5	3	1	0	0	0
Parker	3	0-1	0-0	0-0	1	0	0	0	0	0	0
Schumacher	18	4-6	0-0	0-0	6	2	0	0	2	0	8
TOTALS	200	24-72	4-17	7-9	45	17	13	8	7	7	59
FG% (33.3)		3P% (23.5)		FT% (77.8)							

Attendance: 16,237

Technical Fouls: None

Officials: Scagliotta, Bova, Jones UNM's Record: 25-8

New Mexico	34	27	-	61
Missouri	28	31	-	59

NCAA WEST REGION 2ND ROUND

No. 3 Connecticut 78

No. 25 New Mexico 56

March 13, 1999 / Denver, Colo.

New Mexico	MP	FG-A	3P-A	FT-A	REB	PF	A	T	B	S	TP
Davis*	21	0-1	0-0	2-2	4	2	0	1	0	0	2
Thomas*	30	0-6	0-3	1-2	11	4	1	2	2	2	1
Long*	40	4-18	2-5	5-5	6	1	1	1	0	2	15
Henry*	34	3-7	2-6	0-0	2	3	0	3	0	0	8
Robinson II*	39	1-13	0-6	7-8	1	3	6	2	0	0	9
Lightfoot	3	0-1	0-1	0-0	0	1	0	0	0	0	0
Walker	29	7-11	0-0	7-8	6	2	0	1	0	0	21
Hannah	4	0-0	0-0	0-0	0	0	0	0	0	0	0
TOTALS	200	15-57	4-21	22-25	33	16	8	10	2	4	56
FG% (26.3)		3P% (19.0)		FT% (88.0)							

Connecticut	MP	FG-A	3P-A	FT-A	REB	PF	A	T	B	S	TP
Freeman*	29	4-6	0-0	1-2	5	2	0	1	0	0	9
Hamilton*	33	7-18	1-5	6-6	5	1	1	2	2	1	21
Voskuhl*	20	1-4	0-0	2-2	9	3	1	1	0	0	4
Moore*	29	2-5	1-3	1-2	4	2	2	2	0	0	6
El-Amin*	30	8-16	3-7	2-2	7	1	2	1	1	0	21
Jones	13	1-3	0-1	2-4	2	0	1	0	0	0	4
Klaiber	2	0-0	0-0	0-0	0	0	0	0	0	0	0
Mouring	2	0-1	0-0	0-0	0	0	0	0	0	0	0
Harrison	14	1-2	1-1	0-0	0	1	3	1	0	0	3
Wane	9	0-1	0-0	0-0	2	3	2	1	0	1	0
Saunders	19	4-6	0-0	2-2	10	3	0	1	0	0	10
TOTALS	200	28-62	6-17	16-20	45	16	12	10	3	2	78
FG% (45.2)		3P% (35.3)		FT% (80.0)							

NEW MEXICO NCAA TOURNAMENT HISTORY CAPSULES

NCAA EAST REGION 1ST ROUND

Montana **57**
No. 8/10 New Mexico **62**
March 18, 2010 / San Jose, Calif.

Montana	MP	FG-A	3P-A	FT-A	REB	PF	A	TO	B	S	TP
McGillis*	7	0-1	0-1	0-0	0-0-0	1	2	1	0	0	0
Ovales*	37	12-16	0-0	2-4	3-10-13	4	2	1	2	0	26
Staudacher*	31	2-7	2-7	0-0	0-1-1	3	1	0	0	0	6
Cherry*	27	3-9	2-3	0-0	0-2-2	4	4	1	0	3	8
Johnson*	35	1-12	0-4	4-6	1-0-1	3	2	4	0	0	6
Young	10	0-1	0-1	0-0	0-1-1	1	0	0	0	0	0
Taylor	15	1-3	0-2	0-0	0-0-0	1	0	1	0	0	2
Stockton	3	0-0	0-0	0-0	0-2-2	2	2	0	0	0	0
Selvig	32	3-4	2-3	1-2	3-6-9	1	4	4	0	1	9
Banny	2	0-1	0-0	0-0	1-0-1	1	0	0	0	1	0
Ward	1	0-0	0-0	0-0	0-0-0	0	0	0	0	0	0
Team					3-4-7						
TOTALS	200	22-54	6-21	7-12	11-26-37	21	17	12	2	5	57
FG% (40.7)		3P% (28.6)		FT% (58.3)							

New Mexico	MP	FG-A	3P-A	FT-A	REB	PF	A	TO	B	S	TP
Hardeman*	25	3-6	0-0	1-3	1-1-2	4	0	0	1	1	7
Martinez*	40	7-17	3-10	2-3	2-4-6	2	4	0	2	1	19
Hobson*	38	4-8	0-3	3-6	2-9-11	2	6	2	0	2	11
Gary*	32	4-9	0-0	7-10	1-1-2	1	3	3	0	1	15
McDonald*	36	3-6	2-5	0-1	1-1-2	2	0	0	0	1	8
Adams	2	0-1	0-0	0-0	1-1-2	0	0	0	0	0	2
Garth	10	0-2	0-1	0-0	1-0-1	0	1	1	0	1	0
Fenton	2	0-1	0-1	0-0	0-0-0	1	0	0	0	0	0
Brown	15	1-3	0-0	0-0	0-3-3	2	0	0	0	1	2
Team					1-1-2						
TOTALS	200	22-53	5-20	13-23	10-21-31	14	14	6	3	8	62
FG% (41.5)		3P% (25.0)		FT% (56.5)							

Attendance: 15,427 **Technical Fouls:** None
Officials: Whitehead, Padilla, Lusk **UNM's Record:** 30-4

Montana	29	28	-	57
New Mexico	28	34	-	62

GAME NOTES

- There were 11 lead changes and 6 ties in the game
- Lobos used a 17-0 run early in the second half to take a 14-point lead
- Gary started his 96th straight game
- Hobson recorded 14th double-double of the season
- Lobos advance to second round of NCAA Tournament for first time since 1999
- Lobos set school records for wins (30) and road wins (13)
- The 30 wins ties an MWC record set by UNLV in 2006-07

NCAA EAST REGION 2ND ROUND

Washington **82**
No. 8/10 New Mexico **64**
March 20, 2010 / San Jose, Calif.

Washington	MP	FG-A	3P-A	FT-A	REB	PF	A	TO	B	S	TP
Bryan-Amaning*	26	7-10	0-0	1-4	3-6-9	1	1	1	2	0	15
Holiday*	27	2-7	1-2	0-0	1-6-7	4	4	0	3	3	5
Thomas*	28	5-14	4-7	1-2	0-2-2	2	7	2	0	2	15
Gaddy*	21	2-3	0-0	1-1	0-0-0	1	3	1	0	0	5
Pondexter*	30	7-12	0-0	4-4	3-2-5	3	1	1	0	0	18
Overton	21	3-6	0-2	0-0	1-2-3	2	1	0	0	0	6
Trent	3	1-1	0-0	0-0	0-3-3	0	0	0	0	0	2
Turner	10	2-2	1-1	0-0	0-0-0	0	1	0	0	0	5
Sherr	19	3-8	2-5	2-3	0-2-2	1	1	0	0	1	10
Breshers	3	0-0	0-0	0-1	0-0-0	2	1	0	0	0	0
Gant	1	0-0	0-0	0-0	0-0-0	0	0	0	0	0	0
Team					2-2-4						
TOTALS	200	32-66	8-17	10-20	12-28-40	18	21	5	7	6	82
FG% (48.5)		3P% (47.1)		FT% (50.0)							

New Mexico	MP	FG-A	3P-A	FT-A	REB	PF	A	TO	B	S	TP
Hardeman*	31	2-6	0-0	0-3	3-2-5	3	0	0	0	0	4
Martinez*	30	3-10	2-7	2-3	0-3-3	3	0	1	0	0	10
Hobson*	33	5-11	1-2	0-2	2-7-9	4	2	4	0	0	11
Gary*	32	11-20	0-1	3-5	2-2-4	1	4	2	0	1	25
McDonald*	24	1-4	1-3	0-0	1-2-3	2	0	2	0	0	3
Dennis	2	0-1	0-1	0-0	0-0-0	0	0	0	0	0	0
Adams	5	0-0	0-0	0-0	0-1-1	2	0	1	0	0	0
Garth	18	2-7	0-2	1-2	0-1-1	1	1	0	0	0	5
Fenton	8	1-2	1-1	0-0	0-1-1	1	0	1	0	0	3
Brown	17	1-5	0-0	1-2	3-3-6	1	0	0	1	0	3
Team					2-3-5						
TOTALS	200	26-66	5-17	7-17	13-25-38	18	7	11	1	1	64
FG% (39.4)		3P% (29.4)		FT% (41.2)							

Attendance: 16,044 **Technical Fouls:** None
Officials: Eades, Driscoll, Sanzere **UNM's Record:** 30-5

Washington	44	38	-	82
New Mexico	32	32	-	64

GAME NOTES

- Gary started his 97th straight game; tied career-high with 25 points
- Score was tied six times and the lead changed three times
- UW's 44 1st half points were most allowed in the first half this season
- The 18-point loss is UNM's largest since Feb. 2, 2008, a 79-60 loss at UNLV
- UNM used the same starting lineup for all 35 games in 2009-10

NCAA WEST REGION 2ND ROUND

Long Beach State **68**
No. 21/22 New Mexico **75**
March 15, 2010 / Portland, Ore.

Long Beach St.	MP	FG-A	3P-A	FT-A	REB	PF	A	TO	B	S	TP
Phelps*	25	3-8	0-0	0-2	3-2-5	2	0	3	1	1	6
Ennis*	37	6-10	0-1	1-1	2-5-7	4	5	2	1	2	13
Robinson*	37	6-15	0-0	0-1	8-6-14	1	1	3	0	1	12
Anderson*	17	2-5	1-3	0-0	0-1-1	2	0	1	0	1	5
Ware*	36	5-19	2-9	5-7	0-3-3	3	6	2	0	0	17
Pappageorge	5	0-1	0-1	0-0	0-0-0	2	0	0	0	0	0
Caffey	25	5-6	1-2	0-0	1-0-1	1	0	1	0	1	11
Dervisevic	18	1-1	0-0	2-3	0-3-3	4	1	3	0	0	4
Shepherd	0+	0-0	0-0	0-0	0-0-0	0	0	0	0	0	0
Team					2-0-2						
TOTALS	200	28-65	4-16	8-14	16-20-36	19	13	15	2	6	68
FG% (43.1)		3P% (25.0)		FT% (57.1)							

New Mexico	MP	FG-A	3P-A	FT-A	REB	PF	A	TO	B	S	TP
Hardeman*	15	1-2	0-0	1-2	0-0-0	3	0	2	0	1	3
Gordon*	36	7-10	0-0	4-6	5-8-13	2	1	1	1	0	18
Greenwood*	27	3-6	2-5	4-4	0-4-4	1	4	2	2	1	12
Williams*	35	6-11	2-5	2-2	1-2-3	3	5	2	1	2	16
Snell*	18	0-4	0-3	0-0	0-0-0	0	2	0	0	1	0
Fenton	13	2-4	1-3	0-0	1-2-3	1	3	4	0	0	5
McDonald	10	1-2	1-2	0-0	0-0-0	1	2	0	0	0	3
Walker	20	2-7	1-3	6-8	0-4-4	2	1	2	1	0	11
Bairstow	26	3-4	0-0	1-2	0-3-3	3	1	1	2	1	7
Team					0-1-1						
TOTALS	200	25-50	7-21	18-24	7-24-31	16	19	14	7	6	75
FG% (50.0)		3P% (33.3)		FT% (75.0)							

Attendance: 17,050 **Technical Fouls:** None
Officials: Eades, George, Nestor **UNM's Record:** 28-6

Long Beach State	29	39	-	68
New Mexico	33	42	-	75

GAME NOTES

- Kendall Williams gave UNM the lead for good with a three with 4:38 left
- Gordon recorded his 18th double-double of the season
- Walker had double-figure points for the fourth time in last five games
- Steve Alford improved to 3-0 all-time vs. LBSU, and 2-1 at UNM in NCAAs
- Best shooting night in a tourney game since 3/11/78 (.512 vs. Cal State Fullerton)



NEW MEXICO NCAA TOURNAMENT RECORDS - INDIVIDUAL

Points	3FG Made	Rebounds
New Mexico 26 - Ron Nelson vs. New Mexico State (1968) 25 - Clayton Shields vs. Kansas State (1996) 25 - Dairese Gary vs. Washington (2010) 23 - Ron Sanford vs. New Mexico State (1968) 22 - Lamont Long vs. Butler (1998) 21 - Damion Walker vs. Connecticut (1999) 20 - Charles Smith vs. Virginia (1994) 20 - Kenny Thomas vs. Missouri (1999) Opponent 25 - Allen Iverson, Georgetown (1996) 23 - Keith Anderson, Cal State Fullerton (1978) 22 - DeJuan Wheat, Louisville (1997) 21 - Richard Hamilton, Connecticut (1999)	New Mexico 3 - Greg Schornstein vs. Kansas State (1996) 3 - Clayton Shields vs. Kansas State (1996) 3 - Clayton Shields vs. Louisville (1997) 3 - Clayton Shields vs. Butler (1998) 3 - Ben Baum vs. Butler (1998) 3 - Kevin Henry vs. Missouri (1999) 3 - Alfred Neale vs. Villanova (2005) Opponent 5 - Kwame Evans, George Washington (1993) 5 - DeJuan Wheat, Louisville (1997)	New Mexico 14 - Mark Saiers vs. Idaho State (1974) 13 - Drew Gordon vs. Long Beach St. (2012) 12 - Bernard Hardin vs. Dayton (1974) 12 - Kenny Thomas vs. Syracuse (1998) 12 - Lamont Long vs. Missouri (1999) 12 - Danny Granger vs. Villanova (2005) Opponent 17 - Byron Houston, Oklahoma State (1991) 14 - T.J. Robinson, Long Beach State (2012) 12 - Albert White, Missouri (1999) 12 - Edmund Saunders, Connecticut (1999) 12 - Curtis Sumpter, Villanova (2005)
FG Made	3FG Attempts	Assists
New Mexico 11 - Ron Sanford vs. New Mexico State (1968) 11 - Dairese Gary vs. Washington (2010) Opponent 10 - Don Smith, Dayton (1974) 10 - Kevin Heenan, Cal State Fullerton (1978)	New Mexico 10 - Kevin Henry vs. Missouri (1999) Opponent 11 - Allen Iverson, Georgetown (1996)	New Mexico 6 - Mark Saiers vs. Idaho State (1974) 6 - Greg Schornstein vs. Georgetown (1996) 6 - Darington Hobson vs. Montana (2010) Opponent 12 - Mark Linden, Cal State Fullerton (1978)
FG Attempts	FT Made	Blocks
New Mexico 23 - Ron Nelson vs. New Mexico State (1968) Opponent 20 - Don Smith, Dayton (1974)	New Mexico 9 - Kevin Henry vs. Butler (1998) 9 - Kenny Thomas vs. Missouri (1999) Opponent 8 - Elliot Hatcher, Kansas State (1996)	New Mexico 4 - Khari Jaxon vs. George Washington (1993) 4 - Kenny Thomas vs. Missouri (1999) Opponent 4 - Jahidi White, Georgetown (1996) 4 - Etan Thomas, Syracuse (1998)
FG% (5 made)	FT Attempts	Steals
New Mexico 85.7 (6-7) - Mark Saiers vs. San Francisco (1974) Opponent 100.0 (7-7) - Terry O'Brien, Santa Clara (1968)	New Mexico 11 - Kenny Thomas vs. Missouri (1999) 10 - Kenny Thomas vs. Old Dominion (1997) 10 - Kevin Henry vs. Butler (1998) Opponent 10 - Elliot Hatcher, Kansas State (1996)	New Mexico 5 - Wendell Taylor vs. Dayton (1974) Opponent 6 - Mike Linden, Cal State Fullerton (1978)
	FT% (6 made)	
	New Mexico 1.000 (8-8) - Ron Nelson vs. NMSU (1968) Opponent 1.000 (6-6) - Alvin Pearsall, George Washington (1993)	

NEW MEXICO NCAA TOURNAMENT RECORDS - TEAM

Points	3FG Attempts	Rebounds
New Mexico 85 vs. Cal State Fullerton (1978) Opponent 90 - Cal State Fullerton (1978)	New Mexico 25 vs. Virginia (1994) 25 vs. Syracuse (1998) 25 vs. Villanova (2005) Opponent 29 - Villanova (2005)	New Mexico 45 vs. Missouri (1999) 47 vs. Dayton (1974) Opponent 49 - Santa Clara (1968) 49 - Syracuse (1998)
FG Made	3FG Pct.	Assists
New Mexico 37 vs. Cal State Fullerton (1978) Opponent 36 - Cal State Fullerton (1978)	New Mexico 40.9 (9-22) vs. Butler (1998) Opponent 50.0 (7-14) - George Washington (1993)	New Mexico 19 vs. Long Beach State (2012) Opponent 24 - Cal State Fullerton (1978)
FG Attempts	FT Made	Blocks
New Mexico 76 vs. Idaho State (1974) 72 vs. Cal State Fullerton (1978) Opponent 72 - Missouri (1999) 66 - Idaho State (1974) / Washington (2010)	New Mexico 22 vs. Connecticut (1999) 20 vs. Butler (1998) Opponent 22 - Oklahoma State (1991)	New Mexico 7 vs. Old Dominion (1997) 7 vs. Long Beach State (2012) Opponent 7 - George Washington (1993) 7 - Missouri (1999) 7 - Washington (2010)
FG Pct.	FT Attempts	Steals
New Mexico 53.1 (26-49) vs. San Francisco (1974) Opponent 62.1 (36-58) - Cal State Fullerton (1978)	New Mexico 29 vs. Santa Clara (1968) Opponent 32 - Santa Clara (1968)	New Mexico 11 vs. Georgetown (1996) Opponent 13 - Georgetown (1996)
3FG Made	FT% (10 made)	
New Mexico 9 vs. Butler (1998) Opponent 8 - Washington (2010)	New Mexico 93.3 (14-15) vs. Geo. Washington (1993) Opponent 84.0 (21-25) - Louisville (1997)	

NEW MEXICO'S RECORD UNDER STEVE ALFORD WHEN...

	MWC	All
leading at the half:	43-6	106-14
trailing at the half:	10-16	17-29
tied at the half:	2-1	3-2
outshoot opponent:	45-4	98-9
outshot by opponent:	9-18	26-35
shooting tied:	1-1	2-1
outrebound opponent:	40-14	93-19
outrebounded by opponent:	9-6	24-21
rebounds tied:	6-3	9-5
commit fewer turnovers:	35-7	86-18
commit more turnovers:	13-16	26-24
turnovers tied:	7-0	13-3
commit 10 turnovers or less:	25-6	44-9
commit more than 10 turnovers:	29-18	82-36
UNM shoots 50% or better:	19-2	44-2
UNM shoots below 50%:	36-21	77-42
opponent shoots 50% or better:	5-6	10-13
opponent shoots less than 50%:	49-17	109-32
UNM out-scores opponent in 2nd half:	41-7	90-12
opponent out-scores UNM in 2nd half:	12-14	29-30
scoring tied in the second half:	2-2	6-2
Overtime	6-2	8-5
Bench out-scores opponent bench	30-11	84-26
Playing in The Pit	32-7	77-10
Playing on the Road	23-16	38-26
Playing on a neutral floor	0-0	11-9
vs. ranked teams	7-4	12-5

UNM scores in the:

	30s	40s	50s	60s	70s	80s	90s	100+
All	0-0	2-0	7-3	26-28	39-13	36-1	11-0	4-0
MWC	0-0	1-0	3-1	10-16	24-6	13-0	2-0	1-0

Opponent scores in the:

	30s	40s	50s	60s	70s	80s	90s	100+
All	2-0	15-0	41-0	44-12	17-20	5-13	1-0	0-0
MWC	1-0	8-0	16-0	19-7	7-10	2-6	1-0	0-0

HEAD COACH STEVE ALFORD



Steve Alford is in his fifth season as the head coach at the University of New Mexico. He was named UNM's 19th head coach on March 23, 2007, after spending the previous eight seasons as the head coach at the University of Iowa.

Alford, 46, entered the year with a 406-222 (65%) career record in 20 seasons as a collegiate head coach. His teams have qualified for postseason play 15 times, produced 17 winning seasons and reached 20 wins on 12 occasions.

In eight seasons at Iowa, Alford compiled a 152-106 record with a school-record seven consecutive winning seasons, and six postseason appearances. The Hawkeyes won two Big Ten Conference tournament titles (2001 and '06). Iowa was 17-14 in 2006-07. It was 9-7 in the Big Ten, tied with NCAA teams Illinois and Purdue for fourth place.

Prior to Iowa, Alford posted a 78-29 record in four seasons (1992-95) at NCAA Division III Manchester (Ind.) College and a four-year (1996-99) record of 78-48 at Southwest Missouri State (now Missouri State). The Bears defeated Wisconsin and Tennessee to advance to the Sweet 16 of the 1999 NCAA Tournament before losing to top-ranked Duke in the regional semifinals. In 1997 Alford led the Bears to a 24-9 record (second in the Missouri Valley Conference) and a trip to the National Invitation Tournament.

The Bears were 16-12 in Alford's first season at the Division I level in 1995-96. In 1997-98 Southwest Missouri won 12 of its final 18 games, posting a final record of 16-16 while advancing to the title game of the MVC postseason tournament for the second straight season. Alford joined the collegiate coaching ranks at Manchester College in 1992, taking over a team that had lost its first eight games. After winning four of 20 games that season, Alford led Manchester to a 20-8 mark in his first full year of 1992-93.

The following season Manchester was 23-4 followed by a 31-1 mark in his fourth and final season. Manchester won three straight conference tournament titles from 1993-95, advancing to the NCAA Division III Tournament all three seasons.

Manchester advanced to the 1995 NCAA Division III championship game before suffering its first defeat in 32 games to place second in the nation. Alford was named Indiana Collegiate Conference coach of the year in 1993, 1994 and 1995 and his record was 74-13 over his final three seasons.

A native of New Castle, Ind., Alford was a prep standout for his father, Sam Alford, at New Castle Chrysler High School. He earned Indiana's Mr. Basketball Award in 1983 after averaging 37.7 points per game as a senior.

During his collegiate career at Indiana, Alford started all but five of 125 games, helping the Hoosiers post a four-year mark of 92-35. Alford served as head coach Bob Knight's team captain in 1987 when Indiana posted a 30-4 overall record and won the national championship.

Alford concluded his college career as Indiana's all-time scoring leader with 2,438 points and he became the first player to win the Indiana MVP award four times. He is also Indiana's career leader in steals and three-point field goal percentage. Alford was a consensus first team all-America selection and the Big Ten MVP as a senior.

Alford earned first team all-Big Ten honors in each of his final three seasons and also earned all-America honors as a junior. He was named to the NIT all-tourney team as a sophomore when the Hoosiers finished second to UCLA. His career free throw percentage of .897 (535-596) ranked fourth best in NCAA history and he led the nation in free throw percentage as a freshman.

Alford was named to the all-tournament team at the 1987 NCAA Final Four and to the NCAA tournament all-decade team for the 1980s. He set an NCAA Final Four record when he made 7 of 10 3-point baskets in the 1987 championship game victory over Syracuse. In 1997, Alford was inducted into the Indiana University Athletics Hall of Fame and in 2001 he was one of 15 players selected to Indiana's all-Century team. He was one of five players named to ESPN's Big Ten Conference Silver Anniversary team in 2004. The Sporting News recently published Legends of College Basketball, a publication that recalled the careers of the 100 greatest Division I college basketball players. Alford was No. 35 on the list.

Following his freshman season at Indiana, Alford was selected to play for the United States basketball team at the 1984 Olympic Games in Los Angeles. Alford shot 64.4% percent from the field, averaged 10.3 points per game and was second on the team in assists as the U.S. collegians won the gold medal.

Alford was inducted into the Indiana Basketball Hall of Fame in 2009. If you are wondering what took so long for Alford's induction, there is a 26-year waiting period after high school graduation so he was a first ballot selection. In fact, Alford was just the eighth honoree to be selected in his first year of eligibility. Joining Alford in the 2009 class were NBA coaches Gregg Popovich (Merrillville) and Scott Skiles (Plymouth).

Alford was born Nov. 23, 1964, in Franklin, Ind. He holds a bachelor's degree in business from Indiana University. Alford is married to the former Tonya Frost, whom he has known since the two were schoolmates in grade school in New Castle. The Alfords have three children: Kory, Bryce and Kayla.

STEVE ALFORD: 2009-10 ACCOLADES

MWC Coach of the Year (2nd year in a row)
USBWA District 8 Coach of the Year
1 of 4 finalists for Naismith National Coach of the Year
Jim Phelan National Coach of the Year
NABC District 17 Coach of the Year

NCAA CAREER FT% LEADERS

	Last Season	FTM-FTA	Pct.
Blake Ahearn, Missouri State	2007	435-460	94.6
Derek Raivio, Gonzaga	2007	343-370	92.7
Gary Buchanan, Villanova	2003	324-355	91.3
J.J. Redick, Duke	2006	662-726	91.2
Greg Starnick, Kentucky/ Southern Ill.	1972	341-375	90.9
Jack Moore, Nebraska	1982	446-496	90.1
A.J. Graves, Butler	2008	362-402	90.0
Steve Henson, Kansas State	1990	361-401	90.0
Steve Alford, Indiana	1987	535-596	89.9
Bob Lloyd, Rutgers	1967	543-605	89.8

STEVE ALFORD PROFILE

Coaching Experience

1991-95	Head Coach, Manchester College
1995-99	Head Coach, Southwest Missouri State
1999-07	Head Coach, University of Iowa
2007-Present	Head Coach, University of New Mexico

Year-By-Year Coaching Record

Year	School	Overall		Conference			Postseason
		W-L	Pct.	W-L	Pct.	Pl.	
1991-92	Manchester	4-16	.200	3-11	.214	8th	
1992-93	Manchester	20-8	.714	7-5	.583	T3rd	NCAA
1993-94	Manchester	23-4	.852	10-2	.833	1st	NCAA
1994-95	Manchester	31-1	.969	12-0	1.000	1st	NCAA
4-year total		78-29	.729	32-18	.640		
1995-96	Southwest Missouri	16-12	.571	11-7	.611	4th	---
1996-97	Southwest Missouri	24-9	.727	12-6	.667	T2nd	NIT
1997-98	Southwest Missouri	16-16	.500	11-7	.611	T3rd	---
1998-99	Southwest Missouri	22-11	.667	11-7	.611	T2nd	NCAA
4-year total		78-48	.619	45-27	.625		
1999-00	Iowa	14-16	.467	6-10	.375	T7th	---
2000-01	Iowa	23-12	.657	7-9	.438	T6th	NCAA
2001-02	Iowa	19-16	.543	5-11	.313	T8th	NIT
2002-03	Iowa	17-14	.548	7-9	.438	T8th	NIT
2003-04	Iowa	16-13	.552	9-7	.563	4th	NIT
2004-05	Iowa	21-12	.636	7-9	.438	7th	NCAA
2005-06	Iowa	25-9	.735	11-5	.688	T2nd	NCAA
2006-07	Iowa	17-14	.548	9-7	.563	T4th	---
8-year total		152-106	.589	61-67	.477		
2007-08	New Mexico	24-9	.728	11-5	.688	3rd	NIT
2008-09	New Mexico	22-12	.647	12-4	.750	T1st	NIT
2009-10	New Mexico	30-5	.857	14-2	.875	1st	NCAA
2010-11	New Mexico	22-13	.629	8-8	.500	5th	NIT
2011-12	New Mexico	28-6	.824	10-4	.714	T1st	NCAA
5-year total		126-45	.737	55-23	.705		
21-year career total		434-228	.656	193-135	.590		

Coaching Honors

Indiana Collegiate Conference Coach of the Year - 1993, '94, '95
Mountain West Conference Coach of the Year, 2008-09 and 2009-10

Playing Experience

1984-87	Indiana University
1984	USA Olympic Basketball Team
1987-88	Dallas (NBA)
1988-89	Dallas/Golden State (NBA)
1989-91	Dallas (NBA)

Playing Honors

All-America, 1986, 1987
Big Ten Most Valuable Player, 1987
All-Big Ten, 1985, 1986, 1987
Olympic Gold Medal, 1984
NCAA Final Four All-Tournament, 1987
NCAA Tournament All-Decade Team, 1980's
NIT All-Tournament, 1985
Indiana MVP, 1984, 1985, 1986, 1987
Indiana team captain, 1987
Indiana's all-time leading scorer, 2,438 points
Indiana University all-Century team, 2001
Indiana University Hall of Fame, 1997
Nation's free throw percentage leader (89.7%), 1984
Indiana's Mr. Basketball, 1983

Education

New Castle Chrysler High School, 1983
Business degree, Indiana University, 1987

Date of Birth: Nov. 23, 1964, Franklin, Ind.
Wife: The former Tanya Frost
Children: Kory (18), Bryce (15) and Kayla (13)

THE ALFORD RECORD BREAKDOWN

	All Games	at UNM
All Games	434-228	125-45
home.....	267-57	76-10
away.....	114-133	38-26
neutral.....	51-38	11-9

Non-Conference Games	237-93	67-22
home.....	147-13	45-3
away.....	41-42	14-10
neutral.....	49-38	8-9

Conference Games	193-135	55-23
home.....	121-44	31-7
away.....	71-91	23-16

Tournament Games	105-48	19-13
NCAA.....	10-8	2-1
NIT (pre-and postseason).....	5-8	2-3
Conference.....	31-14	5-4
In-season.....	59-18	10-5

Miscellaneous

Overtime games.....	21-17	8-5
Decided by ≤3 pts.....	62-58	15-15
November	71-24	25-7
December	116-31	32-5
January.....	98-75	24-16
February.....	96-64	27-9
March.....	52-34	17-8

ALFORD'S CAREER HIGHLIGHTS

- Had more wins (98), a higher winning percentage (.721) and more regular-season conference titles (2) than any previous Lobo coach after four seasons

- In 2010-11, Lobos won 22 games for the fourth consecutive season, and tied the school record for road wins in back-to-back years with 16, the third time in three years his squad either tied or broke that record.

- In 2009-10, the Lobos set school records for wins (30), road wins (10), wins away from home (13), consecutive conference wins (14), conference road wins (7), consecutive conference road wins (7) and wins over top-25 opponents (6)

- In 2009-10, UNM broke into the national rankings for the first time in 11 seasons...the Lobos finished the season No. 8 in the AP poll and 16th in the coaches rankings

- In 2009-10, UNM won its first NCAA Tournament game since 1999

- UNM has finished 3rd (2008), tied for a conference title (2009) and won an outright league championship (2010), and fifth (2011).

- Two-time Mountain West Conference Coach of the Year (2008-09 and 2009-10)

- Overall road record of 30-23 at UNM, 19-13 in MWC games...the Lobos won 22 road games in nine seasons before Alford arrived

- Has taken 15 teams to postseason play in 20 seasons, including an appearance in the NCAA Sweet 16 in 1999

- Led Iowa to the 2001 Big Ten Tournament title...Iowa became just the seventh Division I team to win a conference postseason tournament with four wins in four days

- In 2006, Alford led Iowa to its second Big Ten Conference tournament championship with three straight wins over Minnesota, Michigan State and Ohio State

YEAH, WE WILL KEEP HIM...AND YEAH, FOR NINE MORE YEARS TOO!

On April 3, 2010, University of New Mexico Vice President for Athletics Paul Krebs announced the University and head coach Steve Alford had agreed on a two-year contract extension that will keep him through the 2019-20 season.

Alford has guided the Lobos to postseason play every year. Alford had more wins, a higher winning percentage and more regular-season conference titles (two) than any previous Lobo coach after three seasons.

"In three years, Steve has not only raised the profile of the New Mexico basketball program within the Mountain West Conference, but also on the national stage," said Krebs. "Lobo basketball has made dramatic improvement competitively and academically under Steve's watch. Steve has been a tremendous ambassador for the University of New Mexico, the city of Albuquerque and the state of New Mexico. We hope he and his family will be here a long time."

Despite having just one senior in 2009-10, New Mexico finished 30-5 while setting a school record for wins and playing in the NCAA Tournament for the first time in five years. UNM was a No. 3 seed in the East Region and advanced to the second round of the tournament for the first time since 1999. ... The Lobos were ranked in the top-25 for 12 weeks and finished No. 8 in the final AP poll, the second-highest in school history.

"I feel very blessed that the administration wanted to sign me to an extension," said Alford. "I couldn't be more pleased with being with the Lobos for a long time. I think we are building something very special. For the administration to show loyalty to our program and what we are trying to accomplish both in the classroom and on the basketball floor means a great deal to me, my staff and our families. I am very appreciative that this team and this relationship will continue for a long time."

"The success of this year's team brought an unprecedented amount of national coverage and positive attention to our University," said Krebs. "While it's nearly impossible to calculate the financial impact of all the articles and interviews that were conducted on New Mexico basketball, I think it is fair to say it would be in the millions of dollars. All that publicity places the University of New Mexico in a very positive light."

ALFORD 8-5 IN OT AT NEW MEXICO

The Lobos are 8-5 in overtime games under current head coach Steve Alford, 5-1 on the road:

Jan. 2, 2008	W, 86-85 at UTEP
Jan. 5, 2008	W, 99-92 at Wyoming (2 OT)
Jan. 22, 2008	W, 77-67 vs. Utah
Feb. 26, 2008	L, 69-70 vs. BYU
March 13, 2008	L, 80-82 vs. Utah (at Las Vegas)
Feb. 7, 2009	W, 73-69 vs. UNLV
Feb. 28, 2009	W, 81-79 at Colo. St. (2 OT)
Feb. 6, 2010	W, 88-86 vs. San Diego St.
Feb. 13, 2010	W, 68-65 at Utah
Dec. 4, 2010	W, 84-78 at New Mexico St.
Jan. 1, 2011	L, 73-76 at Dayton (2 OT)
Feb. 23, 2011	L, 74-77 vs. UNLV
Nov. 24, 2011	L, 76-79 vs. Santa Clara

STEVE ALFORD COACHING RECORD IN POSTSEASON

MANCHESTER (IND.) COLLEGE (NCAA DIV. III)

Year	Opponent	Result	Site
1992-93	Wisconsin-Whitewater	L, 84-68	Whitewater, Wis.
1993-94	Illinois Wesleyan	L, 79-77	Bloomington, Ill.
1994-95	Ripon	W, 93-70	North Manchester, Ind.
	Hanover	W, 84-79	North Manchester, Ind.
	Kenyon	W, 84-65	Bloomington, Ill.
	Illinois Wesleyan	W, 89-82	Bloomington, Ill.
	Rowan	W, 79-66	Buffalo, N.Y.
	Wisconsin-Platteville	L, 69-55	Buffalo, N.Y.
			(National Championship)

SOUTHWEST MISSOURI STATE (NOW MISSOURI STATE)

Year	Opponent	Result	Site
1996-97 NIT	North Carolina State	L, 77-66	Raleigh, N.C.
1998-99 NCAA (12 seed)	(5) Wisconsin	W, 43-32	Charlotte, N.C.
	(4) Tennessee	W, 81-51	Charlotte, N.C.
	(1) Duke	L, 78-61	East Rutherford, N.J. (Sweet 16)

IOWA

Year	Opponent	Result	Site
2000-01 NCAA (7 seed)	(10) Creighton	W, 69-56	Uniondale, N.Y.
	(2) Kentucky	L, 92-79	Uniondale, N.Y.
2001-02 NIT	LSU	L, 63-61	Iowa City
2002-03 NIT	Valparaiso	W, 62-60	Iowa City
	Iowa State	W, 54-53	Ames, Iowa
	Georgia Tech	L, 79-78	Iowa City
2003-04 NIT	St. Louis	L, 70-69	St. Charles, Mo.
2004-05 NCAA (10 seed)	(7) Cincinnati	L, 76-64	Indianapolis, Ind.
2005-06 NCAA (3 seed)	(14) Northwestern (La.) State	L, 64-63	Auburn Hills, Mich.

NEW MEXICO

Year	Opponent	Result	Site
2007-08 NIT	California	L, 68-66	Berkeley, Calif.
2008-09 NIT	Nebraska	W, 83-71	Albuquerque
	Notre Dame	L, 70-68	Notre Dame, Ind.
2009-10 NCAA (3 seed)	(14) Montana	W, 62-57	San Jose, Calif.
	(11) Washington	L, 82-64	San Jose, Calif.
2010-11 NIT	UTEP	W, 69-57	Albuquerque
	Alabama	L, 67-74	Tuscaloosa, Ala.
2011-12 NCAA (5 seed)	(12) Long Beach State	W, 75-68	Portland, Ore.
	(4) Louisville		

NCAA Div. I Breakdown (9-12 in 13 appearances)

NCAA I: 5-5 in 6 appearances

NIT: 4-7 in 7 appearances

NCAA III: 5-3 in 3 appearances

STEVE ALFORD RECORD VS. ALL OPPONENTS

TEAM	W	L	TEAM	W	L	TEAM	W	L	TEAM	W	L
Air Force.....	13	0	Franklin.....	6	3	Missouri State.....	1	0	Southern Miss.....	2	0
Alabama.....	0	2	Fresno State.....	1	0	Montana.....	1	0	Southern Utah.....	1	0
Alabama State.....	1	0	Georgia State.....	1	0	Montana State.....	2	0	Southwestern Louisiana.....	1	1
Anderson U.....	6	2	Georgia Tech.....	1	1	Morehead State.....	1	0	Stanford.....	0	2
Arizona State.....	3	1	Goshen.....	1	1	Nebraska.....	1	0	Stephen F. Austin.....	1	0
Ball State.....	0	1	Grace.....	2	0	New Mexico State.....	8	2	Taylor University.....	0	2
Bethel.....	1	0	Grambling State.....	1	0	New Orleans.....	1	0	Tennessee.....	1	1
Bluffton.....	4	0	Graceland.....	3	0	Nicholls State.....	1	0	Tennessee-Chattanooga.....	1	0
Boise State.....	2	0	Hanover.....	6	4	North Carolina.....	0	1	Tennessee-Martin.....	1	0
Boston College.....	1	0	Hawai'i.....	3	0	North Carolina State.....	1	1	Tennessee State.....	1	0
Boston University.....	1	0	Houston Baptist.....	1	0	North Carolina-Asheville.....	1	0	Texas.....	1	1
Bowling Green.....	2	0	Huntington.....	3	0	North Carolina-Charlotte.....	0	1	TCU.....	8	4
Bradley.....	6	5	Idaho.....	1	1	North Carolina-Greensboro.....	1	0	Texas A&M.....	1	0
Bridgewater State.....	1	0	Idaho State.....	1	0	North Carolina-Wilmington.....	1	0	Texas Southern.....	3	0
Butler.....	1	1	Illinois.....	4	10	North Dakota.....	1	0	Texas-Pan American.....	2	0
BYU.....	5	4	Illinois State.....	4	6	Northern Arizona.....	1	0	Texas-San Antonio.....	2	0
California.....	1	2	Illinois Wesleyan.....	2	1	Northern Illinois.....	1	0	Texas Tech.....	4	4
Cal State Bakersfield.....	2	0	Indiana-Northwest.....	1	0	Northern Iowa.....	11	6	Thomas More.....	2	0
Cal State Northridge.....	1	0	Indiana.....	8	7	Northwestern.....	7	6	Toledo.....	1	0
Centenary.....	2	0	Indiana State.....	7	2	Northwestern (La.) State.....	2	1	Troy State.....	1	0
Central Florida.....	0	1	Indiana Tech.....	0	2	Northwood.....	1	0	Tulsa.....	3	1
Cincinnati.....	0	2	Iowa State.....	5	4	Notre Dame.....	0	1	UC Riverside.....	1	0
Citadel.....	2	0	Kalamazoo.....	1	1	Oglethorpe.....	0	1	UMKC.....	2	0
Clemson.....	0	1	Kansas.....	1	0	Ohio State.....	8	8	UNLV.....	5	6
Colgate.....	1	0	Kansas State.....	1	1	Ohio.....	1	0	USC.....	1	0
Colorado.....	2	0	Kentucky.....	1	1	Oklahoma State.....	1	0	Utah.....	5	4
Colorado State.....	9	2	Kenyon.....	1	0	Olivet.....	1	1	UTEP.....	2	1
Connecticut.....	1	0	LaGrange.....	0	1	Oral Roberts.....	1	1	Valparaiso.....	2	0
Coppin State.....	1	0	Liberty.....	0	0	Penn State.....	11	4	Villanova.....	0	1
Cornell.....	1	0	Long Beach State.....	3	0	Presbyterian.....	1	0	Virginia Commonwealth.....	0	1
Creighton.....	8	7	Longwood.....	1	0	Purdue.....	9	6	Virginia Tech.....	0	1
Dayton.....	1	1	Louisiana State.....	0	1	Purdue-Calumet.....	3	0	Wabash.....	8	2
Denison.....	1	0	Louisiana Tech.....	3	0	Ripon.....	1	0	Warner Southern.....	1	0
DePauw.....	7	3	Louisville.....	2	0	Robert Morris.....	1	0	Washington.....	0	1
Detroit.....	2	0	Loyola Marymount.....	1	0	Rockford.....	2	0	Washington State.....	1	0
Drake.....	14	2	Maryland.....	0	1	Rose-Hulman Tech.....	8	1	Weber State.....	1	0
Duke.....	0	2	Maryland-Eastern Shore.....	2	0	Rowan.....	1	0	Western Carolina.....	1	0
Duquesne.....	1	0	Memphis.....	1	0	St. Bonaventure.....	1	0	Western Illinois.....	1	0
Earlham.....	3	0	Mercer.....	1	0	St. Francis.....	1	1	Wichita State.....	5	3
East Carolina.....	0	1	Miami (Ohio).....	1	0	Saint Louis.....	6	2	Wisconsin-Green Bay.....	1	0
Eastern Illinois.....	2	0	Michigan.....	6	7	San Diego.....	4	0	Wisconsin-Madison.....	5	12
Eastern Washington.....	2	0	Michigan State.....	6	9	San Diego State.....	5	7	Wisconsin-Milwaukee.....	1	0
Evansville.....	3	6	Minnesota.....	11	5	Santa Clara.....	0	1	Wisconsin-Parkside.....	1	0
Fairfield.....	1	0	Mississippi.....	1	1	SMU.....	1	0	Wisconsin-Platteville.....	0	1
Florida Atlantic.....	1	0	Mississippi State.....	0	1	Southeast Missouri State.....	2	0	Wisconsin-Whitewater.....	0	1
Florida State.....	0	1	Missouri.....	3	4	Southern Illinois.....	6	2	Wyoming.....	9	2
									Totals.....	434	228

TOP SINGLE-GAME PERFORMANCES

	NEW MEXICO
Points:	36 - J.R. Giddens vs. Wyoming (2-9-08)
FG Made:	15 - J.R. Giddens vs. Wyoming (2-9-08)
FG Att:	26 - J.R. Giddens vs. BYU (2-26-08)
FG% (5 att. min):	1.000 (7-7) - Roman Martinez at Mississippi (12-1-07)
3-Pt. FG Made:	8 - Roman Martinez at San Diego, (12-9-09)
3-Pt. FG Att:	12 - Phillip McDonald vs. Cal (12-2-09)
FT Made:	14 - Dairese Gary vs. Air Force (3-11-10)
FT Att:	17 - Dairese Gary vs. BYU (1-27-10)
FT% (10 att):	1.000% (12-12) - Daniel Faris vs. TCU (2-24-09)
	1.000% (10-10) - Dairese Gary vs. Colorado State (1-23-10)
	1.000% (10-10) - Dairese Gary vs. Colorado (12-22-10)
Rebounds:	23 - Drew Gordon vs. Utah (2-19-11)
Assists:	11 - Dairese Gary vs. Ole Miss (12-13-08)
	11 - Darington Hobson vs. Utah (2-13-10)
	11 - Kendall Williams vs. Colorado (12-22-10)
Steals:	6 - J.R. Giddens vs. Wyoming (2-9-08)
Blocks:	6 - Daniel Faris at San Diego (12-10-08)

	OPPONENT
	52 - Jimmer Fredette, BYU (3-11-11)
	22 - Jimmer Fredette, BYU (3-11-11)
	37 - Jimmer Fredette, BYU (3-11-11)
	1.000 (5-5) - Gavin MacGregor, BYU (1-17-09)
	7 - Kendall Wallace, UNLV (1-9-10)
	7 - D.J. Gay, San Diego State (1-15-11)
	7 - Jimmer Fredette, BYU (3-11-11)
	7 - Melvin Morgan, Idaho State (11-30-11)
	14 - Jimmer Fredette, BYU (3-11-11)
	13 - three times (last by Troy Gillenwater, New Mexico State (12-4-10)
	16 - three times (last by Hamidu Rahman, New Mexico State (11-16-11)
	1.000% (12-12) - Stefon Jackson, UTEP (1-6-09)
	1.000% (12-12) - Jimmer Fredette, BYU (3-2-11)
	17 - Hamidu Rahman, New Mexico State (12-11-10)
	12 - Hank Thorns, TCU, 2-26-11
	5 - Josh Dotzler, Creighton (11-16-08)
	5 - Jackson Emery, BYU (3-11-11)
	5 - Luke Martinez, Wyoming (2-11-12)
	7 - David Foster, Utah (2-13-10)

NEW MEXICO SUPERLATIVES UNDER STEVE ALFORD

	NEW MEXICO			OPPONENT		
Points 1st Half	High	53	vs. Montana State (12-20-11)	48	by	Wyoming (1-5-08)
		53	vs. Houston Baptist (1-3-12)			
	Low	19	vs. Wyoming (2-11-12)	12	by	Weber State (12-23-07)
Points 2nd Half	High	60	vs. Northern Arizona (12-16-09)	55	by	Creighton (11-16-08)
	Low	21	at USC (12-10-11)	15	vs.	Wyoming (2-11-12)
Total Points	High	103	vs. Ole Miss (12-13-08)	92	by	Wyoming (1-5-08, 2OT)
				89	by	California (11-20-10)
	Low	44	at USC (12-10-11)	32	by	Weber State (12-23-07)
Field Goals Made	High	40	vs. Wyoming (2-9-08)	34	by	BYU (3-11-11)
	Low	13	at USC (12-10-11)	11	by	Weber State (12-23-07)
Field Goals Att.	High	71	vs. BYU (2-26-08)	74	by	Wyoming (1-5-08)
		71	vs. SE Missouri (11-14-08)	74	by	New Mexico State (12-4-10, OT)
				74	by	Dayton (1-1-11, 2OT)
	Low	39	at USC (12-10-11)	35	by	Colorado State (1-28-09)
		39	vs. Saint Louis (12-31-11)			
Field Goal Pct.	High	.638	vs. Houston Baptist (1-3-12)	.564	by	Utah (3-3-09)
	Low	.280	vs. New Mexico State (11-16-11)	.229	by	Weber State (12-23-07)
3-Point FGs Made	High	16	vs. Northern Arizona (12-16-09)	13	by	BYU (1-26-08)
				13	by	Dayton (1-1-11) (13-of-29)
				13	by	San Diego State (1-15-11) (13 of 25)
	Low	2	at Hawai'i (12-27-07)	1	by	New Mexico State (12-28-11) (1 of 14)
		2	vs. Oral Roberts (12-17-08)			
		2	vs. Saint Louis (12-31-11)			
3-Point FGs Att.	High	31	at Wyoming (1-5-08)	36	by	Wyoming (1-5-08)
		31	vs. Wyoming (2-17-10)			
		31	vs. San Diego State (1-18-12)			
	Low	6	vs. Dayton (1-1-10)	7	by	So. Utah (11-28-07) / So. Miss (12-6-08)
3-Point FG Pct.	High	.818	vs. Texas Tech (9-11; 12-15-07)	.813	by	BYU (13-16; 1-26-08)
	Low	.118	vs. UNLV (2-17; 2-7-09)	.071	by	New Mexico State (1-14; 12-28-11)
Free Throws Made	High	37	at UTEP (1-2-08)	29	by	UTEP (1-2-08)
	Low	3	vs. UC Riverside (11-14-09)	2	by	Idaho State (11-30-11)
		3	vs. San Diego State (1-18-12)			
Free Throws Att.	High	52	at UTEP (1-2-08)	42	by	UTEP (1-2-08)
	Low	5	vs. UC Riverside (11-14-09)	4	by	Idaho State (11-30-11)
Free Throw Pct.	High	1.000	vs. TCU (7-7; 1-26-11)	.923	by	Wyoming (12-13; 1-14-12)
	Low	.412	vs. Washington (7-17; 3-20-10)	.278	by	Loyola Marymount (5-18; 11-18-07)
Offensive Rebounds	High	23	at Hawai'i (11-27-09)	25	by	New Mexico State (12-28-11)
	Low	3	vs. Boise State (3-3-12)	1	by	Utah (3-3-09)
Defensive Rebounds	High	41	at UTEP (1-2-08)	33	by	Creighton (12-19-09)
	Low	17	four times (last at Air Force 2-11-09)	14	by	USC (12-10-11)
				14	by	TCU (1-24-09)
Total Rebounds	High	56	at UTEP (1-2-08)	51	by	Wyoming (1-5-08)
	Low	22	twice (last at Air Force 2-11-09)	19	at	TCU (1-15-08)
Assists	High	29	vs. Ole Miss (12-13-08)	25	by	BYU (1-26-08)
	Low	7	five times (last Saint Louis, 12-31-11)	4	by	Weber State (12-23-07)
Blocked Shots	High	11	vs. North Dakota (1-7-12)	11	by	Utah (2-13-10)
	Low	0	several times last at Wyoming (1-8-11)	0		several times
Turnovers	High	24	at USC (12-10-11)	31	by	New Mexico State (12-5-09)
	Low	4	vs. UC Riverside (11-14-09)	3	by	UNLV (3-9-12)
		4	vs. Northern Arizona (12-16-09)			
Steals	High	16	vs. Wyoming (2-9-08)	12	by	New Mexico State (12-30-08)
	Low	1	vs. San Diego (12-8-07)	1	by	four times (last at San Diego State, 2-18-12)
Personal Fouls	High	33	at San Diego State (1-21-09)	35	by	UTEP (1-2-08)
	Low	9	vs. TCU (1-26-11)	5	by	UC Riverside (11-14-09)

STEVE ALFORD NCAA & NBA STATISTICS

Indiana University

Year	G-GS	FGM-A	Pct.	3PM-A	Pct.	FTM-A	Pct.	Reb.	Ast.	Stl.	Blk.	TO	Pts.	Avg.
1983-84	31-27	171-289	.592	--	--	137-150	.913	82	98	45	3	63	479	15.5
1984-85	32-31	232-431	.538	--	--	116-126	.921	101	85	44	0	49	580	18.1
1985-86	28-28	254-457	.556	--	--	122-140	.871	75	79	50	1	50	630	22.5
1986-87	34-34	241-508	.474	107-202	.530	160-180	.889	87	123	39	3	64	749	22.0
Totals	125-120	898-1685	.533	107-202	.530	535-596	.898	345	385	178	7	226	2438	19.5

NCAA Tournament

1984 (No. 4 seed)	FGs	FTs	Reb.	Pts.	Score	Location
Richmond	6-12	10-10	3	22	W, 75-67	Charlotte (East 2nd Rd.)
North Carolina	9-13	9-10	6	27	W, 72-68	Atlanta (East Regional Semifinal)
Virginia	2-7	2-2	1	6	L, 50-48	Atlanta (East Regional Final)
Totals	17-32	21-22	10	55		
<i>Pct./Avg.</i>	<i>53.1</i>	<i>95.4</i>	<i>3.3</i>	<i>18.3</i>		

1986 (No. 3 seed)	FGs	FTs	Reb.	Pts.	Score	Location
Cleveland State	10-20	4-4	2	24	L, 83-79	Syracuse (East 1st Rd.)

1987 (No. 1 seed)	FGs	3FGs	FTs	Reb.	Pts.	Score	Location
Fairfield	4-5	2-2	3-3	2	13	W, 92-58	Indianapolis (Midwest 1st Rd.)
Auburn	10-17	7-11	4-5	3	31	W, 107-90	Indianapolis (Midwest 2nd Rd.)
Duke	6-16	1-3	5-7	2	18	W, 88-82	Cincinnati (Midwest Regional Semifinal)
LSU	4-9	2-4	10-10	0	20	W, 77-76	Cincinnati (Midwest Regional Final)
UNLV	10-19	2-4	11-13	4	33	W, 97-93	New Orleans (National Semifinal)
Syracuse	8-15	7-10	0-0	3	23	W, 74-73	New Orleans (National Championship)
Totals	42-81	21-34	33-38	14	138		
<i>Pct./Avg.</i>	<i>51.9</i>	<i>61.8</i>	<i>86.8</i>	<i>2.3</i>	<i>23.0</i>		

Career (10 g.)	69-133	21-34	58-64	26	217		
<i>Pct./Avg.</i>	<i>51.9</i>	<i>61.8</i>	<i>90.6</i>	<i>2.6</i>	<i>21.7</i>		

National Basketball Association

Year	Team	G-GS	Min.	FGM-A	3PM-A	FTM-A	O-D-Reb	Ast.	Stl.	Blk.	TO	F	Pts.
1987-88	Dallas	28-0	197	21-55	1-8	16-17	3-20-23	23	17	3	12	23	59
1988-89	Dallas	9-0	38	3-11	0-2	1-2	0-3-3	9	1	0	1	3	7
	Golden State	57-3	868	145-313	20-53	49-59	10-59-69	83	44	3	44	54	359
1989-90	Dallas	41-0	302	63-138	7-22	35-37	2-23-25	39	15	3	16	22	168
1990-91	Dallas	34-0	236	59-117	7-23	26-31	10-14-24	22	8	1	16	11	151
Career		169-3	1,641	291-634	35-108	127-146	25-119-144	176	85	10	89	113	744

2011-12 THE LOBOS INSIDE THE NUMBERS

TOP SINGLE GAME INDIVIDUAL PERFORMANCES...

Points:	NEW MEXICO
FG Made:	30 - Drew Gordon vs. Boise State (3-3-12)
FG Att:	13 - Drew Gordon vs. UNLV (2-19-12)
FG% (8 att. min):	20 - Drew Gordon vs. UNLV (2-19-12)
3-Pt. FG Made:	.889 (8 of 9) - Drew Gordon vs. Air Force (2-19-12)
3-Pt. FG Att:	6 - Tony Snell vs. Montana State (12-20-11)
FT Made:	6 - Phillip McDonald vs. San Diego State (1-18-12)
FT Att:	9 - Tony Snell vs. Boston College (11-27-11)
FT% (8 att):	9 - Phillip McDonald vs. San Diego State (1-18-12)
Rebounds:	10 - Kendall Williams vs. Missouri State (12-3-11)
Assists:	12 - Kendall Williams vs. Missouri State (12-3-11)
Steals:	12 - Kendall Williams vs. San Diego State (3-10-12)
Blocks:	1.000 (9 of 9) - Tony Snell at New Mexico State (12-28-11)
	20 - Drew Gordon vs. Oklahoma State (12-17-11)
	20 - Drew Gordon vs. UNLV (2-19-12)
	8 - Jamal Fenton vs. UMKC (12-22-11)
	8 - Demetrius Walker vs. Houston Baptist (1-3-12)
	5 - Demetrius Walker vs. Montana State (12-20-11)
	5 - Drew Gordon vs. North Dakota (1-8-12)

OPPONENT

26 - Kevin Foster, Santa Clara (11-24-11)
10 - Faisal Aden, Washington State (11-25-11)
21 - Wendell McKines, New Mexico State (12-28-11)
.889 (8 of 9) - Jamar Gulley, Missouri State (12-3-11)
7 - Melvin Morgan, Idaho State (11-30-11)
12 - Kevin Foster, Santa Clara (11-24-11)
12 - Melvin Morgan, Idaho State (11-30-11)
9 - Kevin Foster, Santa Clara (11-24-11)
16 - Hamidu Rahman, New Mexico State (11-16-11)
1.000 (8 of 8) Evan Roquemore, Santa Clara (11-24-11)
1.000 (8 of 8) Dorian Green, Colorado State (2-21-12)
15 - Pierce Hornung, Colorado State (2-21-12)
9 - Anthony Marshall, UNLV (1-21-12)
9 - Hank Thorns, Jr., TCU (2-25-12)
5 - Luke Martinez, Wyoming (2-11-12)
4 - Adam Waddell, Wyoming (1-14-12)

NEW MEXICO'S RECORD IN 2011-12 WHEN...

	MWC	All						
leading at the half:	8-1	25-2						
trailing at the half:	2-2	3-3						
tied at the half:	0-1	0-1						
outshoot opponent:	10-0	24-0						
outshot by opponent:	0-4	3-6						
shooting tied:	0-0	1-0						
outrebound opponent:	9-3	20-4						
outrebounded by opponent:	0-0	5-0						
rebounds tied:	1-1	3-2						
commit fewer turnovers:	6-0	20-1						
commit more turnovers:	3-4	7-5						
turnovers tied:	1-0	1-0						
commit 10 turnovers or less:	3-1	8-1						
commit more than 10 turnovers:	6-3	19-5						
UNM shoots 50% or better:	5-0	11-0						
UNM shoots below 50%:	5-4	14-6						
opponent shoots 50% or better:	0-1	0-1						
opponent shoots less than 50%:	10-3	26-5						
Overtime	0-0	0-1						
Bench outscores opponent bench	8-3	22-4						
In The Pit	6-1	14-2						
On the road	4-3	8-3						
On a neutral floor	0-0	6-1						
vs. Ranked	2-2	4-2						
UNM scores between:								
	30-39	40-49	50-59	60-69	70-79	80-89	90-99	100+
All	0-0	2-0	0-1	5-3	11-2	6-0	3-0	0-0
MWC	0-0	1-0	0-0	2-3	4-1	3-0	0-0	0-0
Opponent scores between:								
	30-39	40-49	50-59	60-69	70-79	80-89	90-99	100+
All	1-0	7-0	6-0	13-1	1-3	0-2	0-0	0-0
MWC	1-0	3-0	3-0	3-0	0-2	0-2	0-0	0-0

NEW MEXICO MARGIN OF VICTORY/DEFEAT

All	1	2	3	4	5	6	7	8	9	10	11-15	16-20	21+
WIN	0	0	1	1	2	0	1	0	1	5	0	7	10
LOSS	0	0	1	0	1	0	0	1	1	0	0	2	0
MW	1	2	3	4	5	6	7	8	9	10	11-15	16-20	21+
WIN	0	0	0	0	0	0	0	0	0	3	0	3	3
LOSS	0	0	0	0	1	0	0	1	0	0	0	2	0

DUNKS (UNM 83, Opp 55)

Drew Gordon	36
Tony Snell	12
A.J. Hardeman	11
Kendall Williams	11
Cameron Bairstow	5
Hugh Greenwood	3
Demetrius Walker	3
Dominique Dunning	1
Phillip McDonald	1

CHARGES DRAWN (UNM 45, Opp 51)

Jamal Fenton	11
Demetrius Walker	7
A.J. Hardeman	5
Drew Gordon	4
Kendall Williams	4
Cameron Bairstow	4
Phillip McDonald	3
Hugh Greenwood	3
Chad Adams	2
Tony Snell	1
Dominique Dunning	1

WIN-LOSS BY DAY

Monday	0-0
Tuesday	3-1
Wednesday	5-2
Thursday	3-1
Friday	4-0
Saturday	12-2
Sunday	1-0

WIN-LOSS BY MONTH

November	5-2
December	7-0
January	6-2
February	4-2
March	5-0

WIN-LOSS BY JERSEY

White	12-2
Cherry	10-4
Silver	6-0
Cherry Blazer for Alford	6-0

SCORING DOUBLE FIGURES

G	RECORD	MWC
Drew Gordon	24	21-3
Tony Snell	21	17-4
Kendall Williams	21	17-4
Jamal Fenton	9	8-1
Demetrius Walker	9	8-1
Hugh Greenwood	8	7-1
Phillip McDonald	7	6-1
A.J. Hardeman	3	1-2
Cameron Bairstow	2	2-0
Chad Adams	2	2-0

LEADING UNM IN SCORING

G	RECORD	MWC
Kendall Williams	12	10-2
Drew Gordon	10	10-0
Tony Snell	9	7-2
Demetrius Walker	2	2-0
Phillip McDonald	2	1-1
A.J. Hardeman	2	1-1
Hugh Greenwood	1	1-0

SCORING 20+ POINTS

G	RECORD	MWC
Drew Gordon	4	4-0
Tony Snell	3	3-0
Kendall Williams	2	2-0
Hugh Greenwood	1	1-0
Phillip McDonald	1	0-1

DOUBLE-DOUBLES

G	RECORD	MWC
Drew Gordon	18	16-2
Hugh Greenwood	1	1-0

DOUBLE FIGURE REBOUNDS

G	RECORD	MWC
Drew Gordon	21	18-3
Hugh Greenwood	2	2-0

LEADING UNM IN REBOUNDS

G	RECORD	MWC
Drew Gordon	29	23-6
Hugh Greenwood	2	2-0
Demetrius Walker	1	1-0
Kendall Williams	1	1-0
A.J. Hardeman	1	1-0
Tony Snell	1	1-0

LEADING UNM IN ASSISTS

G	RECORD	MWC
Kendall Williams	19	16-3
Jamal Fenton	9	7-2
Hugh Greenwood	6	4-2
Tony Snell	6	5-1
Drew Gordon	1	1-0
Demetrius Walker	1	1-0

5+ ASSISTS

G	RECORD	MWC
Kendall Williams	16	13-3
Jamal Fenton	6	5-1
Hugh Greenwood	5	5-0
Tony Snell	4	4-0
Demetrius Walker	3	3-0
Drew Gordon	2	1-1

5+ STEALS

G	RECORD	MWC
Demetrius Walker	1	1-0

LINEUPS

G	RECORD	MWC
Greenwood, Williams, Snell, Gordon, Hardeman 4-15, 19-27, 29-34	24x3	9-2
Fenton, Williams, Snell, Gordon, Hardeman	1-2, 16-18	3-2
Greenwood, McDonald, Snell, Hardeman, Bairstow	3	1-0
Fenton, McDonald, Snell, Gordon, Hardeman	28	0-1

2011-12 NEW MEXICO SPECIALTY STATS GAME-BY-GAME

(New Mexico listed first)					Largest	Largest	Lead	Times	UNM	UNM	UNM
Opponent	Paint	Off TO	2nd Chance	Bench	Lead	Deficit	Changes	Tied	Leading	Trailing	Tied
(EX)DAVENPORT	34/26	27/19	25/12	33/28	38	0	0	0	39:01	0:00	0:59
(EX)WESTERN NEW MEXICO	42/24	26/21	20/12	30/32	37	2	4	0	37:48	0:48	1:24
NEW ORLEANS	42/12	29/9	20/10	41/20	55	0	0	0	39:10	0:00	0:50
NEW MEXICO STATE	10/26	12/17	6/2	20/18	9	9	10	8	14:23	20:50	4:47
at Arizona State	18/22	7/20	8/11	10/37	8	3	14	14	25:44	8:00	6:16
vs. Santa Clara	12/12	16/10	8/14	27/3	2	14	5	6	1:34	39:16	4:10
vs. Washington State	22/22	20/14	8/10	17/15	17	0	0	0	39:30	0:00	0:30
vs. Boston College	30/20	15/15	7/6	24/20	22	0	0	0	39:48	0:00	0:12
IDAHO STATE	30/12	20/17	26/8	29/9	24	3	3	2	35:39	2:18	2:03
MISSOURI STATE	20/36	15/9	13/3	24/32	24	0	0	0	39:48	0:00	0:12
at USC	10/24	13/18	10/11	10/2	13	1	6	2	37:50	1:28	0:42
vs. Oklahoma State	26/14	10/10	9/7	16/30	13	6	8	6	27:06	8:18	4:36
MONTANA STATE	44/18	27/10	13/6	41/33	45	0	0	0	39:48	0:00	0:12
UMKC	42/30	25/12	8/7	42/22	28	1	2	2	38:14	0:24	1:22
at New Mexico State	22/30	18/20	19/24	21/7	34	2	2	3	36:46	0:22	2:52
SAINT LOUIS	28/34	10/7	9/4	22/20	5	7	9	8	16:56	17:47	5:17
HOUSTON BAPTIST	44/28	8/8	13/10	42/29	40	0	0	2	38:06	0:00	1:54
NORTH DAKOTA	26/26	19/13	14/11	28/16	33	3	1	1	37:24	0:42	1:54
*at Wyoming	14/28	12/18	9/10	22/4	15	2	5	6	35:40	1:44	2:36
*SAN DIEGO STATE	22/32	8/9	23/11	22/17	10	13	5	2	24:26	13:17	2:17
*at UNLV	24/38	14/32	10/17	9/28	5	22	5	5	11:55	25:21	2:44
*COLORADO STATE	38/18	28/6	17/9	42/5	35	0	0	0	39:13	0:00	0:47
*TCU	32/16	23/11	13/0	25/19	17	3	4	2	34:37	2:40	2:43
*at Air Force	24/16	23/11	11/4	42/22	44	0	0	1	38:18	0:00	1:42
*at Boise State	28/26	17/12	8/4	15/17	21	2	2	2	37:21	0:17	2:22
*WYOMING	18/12	11/16	3/5	14/0	10	6	3	3	17:11	19:42	3:07
*at San Diego State	26/40	12/18	10/8	33/11	15	4	3	1	35:26	2:57	1:37
*UNLV	32/14	21/9	6/5	14/3	20	8	7	6	19:19	14:10	5:31
*at Colorado State	24/30	11/7	11/3	26/15	2	8	6	5	4:27	32:15	3:18
*at TCU	32/26	17/17	9/17	31/30	3	19	8	10	3:22	29:48	6:50
*AIR FORCE	28/18	11/6	11/6	31/13	41	1	2	0	39:17	0:26	0:17
*BOISE STATE	30/24	19/7	6/9	15/28	15	9	8	3	20:40	16:42	2:48
vs. Air Force (MWQ)	18/24	15/8	7/4	32/19	18	1	4	3	36:40	1:15	2:05
at UNLV (MWS)	30/18	2/26	5/2	23/11	8	13	3	9	14:32	19:11	6:17
vs. San Diego State (MWC)	20/28	13/7	15/8	22/12	17	0	0	0	39:39	0:00	0:21
vs. Long Beach State (NCAA)	38/26	9/14	8/15	26/15	8	6	9	8	23:44	9:30	6:46

RATINGS PERCENTAGE INDEX (AS OF 3-12-2012)

RPI Rk	Mountain West	Conf	All	RPI	SOS Rk	SOS
17	UNLV	10-6	24-8	0.6162	40	0.5612
24	San Diego St.	12-4	24-6	0.6092	61	0.5456
27	Colorado St.	9-7	19-11	0.6059	8	0.5886
32	New Mexico	12-4	25-6	0.5924	113	0.5227
84	Wyoming	6-9	18-11	0.5531	95	0.5302
112	TCU	7-8	16-14	0.5338	70	0.5423
168	Air Force	3-12	11-16	0.4963	63	0.5452
172	Boise St.	3-12	12-17	0.4931	86	0.5358

THE LAST TIME...

TEAM

Scored 100 Points

New Mexico 102, vs Cal State Bakersfield, 1-5-11
Opponent 103, New Mexico State, 12-5-06

65 Percent Shooting

New Mexico 69.2 (27-39) at Air Force, 1-15-05
Opponent 66.7 (38-57), New Mexico State, 12-5-06

60 Percent Shooting

New Mexico..... 63.8 (37-58) vs. Houston Baptist, 1-3-12
Opponent 63.3 (31-49), Colorado State, 1-6-07

Less Than 35 Percent Shooting

New Mexico..... 33.3 (13-39) at USC, 12-10-11
Opponent 31.1 (14-45), UNLV, 2-18-12

Less Than 30 Percent Shooting

New Mexico..... 28.0 (14-50) vs. New Mexico State, 11-16-11
Opponent 25.9 (14-54), Wyoming, 2-11-12

12 3-Point Field Goals Made

New Mexico..... 12 (of 29) vs. Air Force, 2-29-12
Opponent 13 (of 25), San Diego State, 1-15-11

60 Percent Shooting From 3-Point (min. 7 made)

New Mexico 66.7 (12-18) at San Diego, 12-12-09
Opponent 62.5 (5-8), vs. San Diego State, 2-16-11

Failed to Make a 3-Pointer

New Mexico 0-8 vs. Colorado State, 1-3-91
Opponent 0-8, San Francisco State, 11-22-03

Overtime Game

New Mexico Win 84-78 at New Mexico State, 12-4-10
New Mexico Loss 76-79 vs. Santa Clara, 11-24-11

Double Overtime Game

New Mexico Win 81-79 at Colorado State, 2-28-09
New Mexico Loss 73-76 at Dayton, 1-1-10

Triple Overtime

New Mexico Win 104-99 vs. Fresno State, 3-8-96
New Mexico Loss never

Won Game at the Buzzer

New Mexico Damion Walker
layin to defeat Arizona 79-78
1-16-99 in Albuquerque
Opponent Chris Hines (Utah)
25-foot banked off-balance three to defeat UNM 62-60
2-19-11 at The Pit, second buzzer beater of the season

Coach Received a Technical Foul

New Mexico Craig Neal vs. UNLV, 2-23-11
..... Steve Alford vs. Utah, 2-19-11
Opponent Marvin Menzies, New Mexico State, 12-5-09

INDIVIDUAL

Scored 35 Points

New Mexico 36, J.R. Giddens vs. Wyoming, 2-9-08
Opponent 39, Donta Richardson, Wyoming, 2-15-03

Scored 40 Points

New Mexico 43, Ruben Douglas at San Diego State, 2-24-03
Opponent 49, Maurice Alexander, Wyoming, 2-9-91

Scored 50 Points

New Mexico 50, Marvin Johnson vs. Colorado State, 3-2-78
Opponent 52, Jimmer Fredette, BYU, 3-11-11

Made 6 3-Pointers

New Mexico 6 (of 9), Phillip McDonald vs. San Diego State, 1-18-12
Opponent 7 (of 12), Melvin Morgan, ISU, 11-30-11

15 Rebounds

New Mexico..... 20, Drew Gordon vs. UNLV, 2-18-12
Opponent 15, Wendell McKines, New Mexico State, 12-28-11

20 Rebounds

New Mexico..... 20, Drew Gordon vs. UNLV, 2-18-12
Opponent 20, Andrew Bogut, Utah, 1-15-05

10 Assists

New Mexico 10, Dairese Gary vs. BYU, 1-29-11
Opponent 10, Tre'Von Willis, UNLV, 2-10-10

5 Steals

New Mexico..... 5, Demetrius Walker vs. Montana State, 12-20-11
Opponent 5, Luke Martinez, Wyoming, 2-11-12

5 Blocks

New Mexico..... 5, Drew Gordon vs. North Dakota, 1-8-12
Opponent 5, David Foster, Utah, 2-19-11

Triple-Double

New Mexico Luc Longley vs. Penn State, 3-28-90
17 points, 14 rebounds, 10 assists

Two Players Scoring 25 Points

New Mexico Ruben Douglas (32) & Eric Chatfield (25)
vs. UNLV, 3-7-02

Two Players with a Double-Double

New Mexico Dairese Gary (14 pts., 10 assts.) and
..... Drew Gordon (15 pts., 12 rbd.) vs. BYU
..... (1-29-11)

Three Players Scoring 20+ Points

New Mexico Ruben Douglas (32), Eric Chatfield (25) &
Patrick Dennehy (24) vs. UNLV, 3-7-02
Opponent (UNLV) Romel Beck (22), J.K. Edwards (21) &
Odartey Blankson (20), UNLV, 1-31-04

2011-12 OVERALL SEASON STATISTICS & RESULTS

RECORD:	OVERALL	HOME	AWAY	NEUTRAL
ALL GAMES	28-6	14-2	8-3	6-1
CONFERENCE	10-4	6-1	4-3	0-0
NON-CONFERENCE	18-2	8-1	4-0	6-1

#	Player	gp-gs	min	avg	Total		3-Point		F-Throw		Rebounds				pf	dq	a	to	blk	stl	pts	avg
					fg-fga	fg%	3fg-fga	3fg%	ft-fa	ft%	off	def	tot	avg								
32	GORDON, Drew	34-33	1043	30.7	180-332	.542	1-1	1.000	99-132	.750	99	275	374	11.0	76	0	41	81	35	38	460	13.5
10	WILLIAMS, Kendall	33-31	977	29.6	122-275	.444	38-105	.362	117-150	.780	24	85	109	3.3	57	0	137	73	5	44	399	12.1
21	SNELL, Tony	34-34	874	25.7	119-263	.452	71-181	.392	54-65	.831	11	81	92	2.7	39	1	80	51	13	18	363	10.7
40	WALKER, Demetrius	34-1	574	16.9	73-186	.392	27-78	.346	80-106	.755	8	87	95	2.8	66	1	61	51	2	12	253	7.4
13	FENTON, Jamal	34-6	575	16.9	81-166	.488	32-81	.395	28-42	.667	12	33	45	1.3	47	0	83	43	1	36	222	6.5
03	GREENWOOD, Hugh	32-28	738	23.1	69-162	.426	36-103	.350	34-49	.694	15	105	120	3.8	66	0	82	32	14	28	208	6.5
23	McDONALD, Phillip	32-2	417	13.0	68-157	.433	46-104	.442	7-12	.583	25	27	52	1.6	31	0	20	20	2	7	189	5.9
00	HARDEMAN, A.J.	34-34	722	21.2	58-119	.487	0-1	.000	36-80	.450	53	61	114	3.4	92	3	20	48	19	18	152	4.5
41	BAIRSTOW, Cameron	33-1	512	15.5	40-90	.444	0-1	.000	44-69	.638	56	64	120	3.6	78	0	11	31	18	13	124	3.8
04	ADAMS, Chad	28-0	265	9.5	30-63	.476	7-16	.438	19-22	.864	17	28	45	1.6	30	1	18	12	3	12	86	3.1
05	DUNNING, Dominique	20-0	119	6.0	12-24	.500	1-4	.250	4-9	.444	6	10	16	0.8	15	0	7	7	3	9	29	1.5
02	PEREZ, Chris	7-0	9	1.3	1-3	.333	0-1	.000	2-4	.500	0	0	0	0.0	0	0	0	1	0	0	4	0.6
Team											52	50	102					4				
Total.....		34	6825		853-1840	.464	259-676	.383	524-740	.708	378	906	1284	37.8	597	6	560	454	115	235	2489	73.2
Opponents.....		34	6825		709-1855	.382	206-674	.306	393-582	.675	344	724	1068	31.4	674	-	378	488	80	194	2017	59.3

TEAM STATISTICS	NM	OPP
SCORING	2489	2017
Points per game	73.2	59.3
Scoring margin	+13.9	-
FIELD GOALS-ATT	853-1840	709-1855
Field goal pct	.464	.382
3 POINT FG-ATT	259-676	206-674
3-point FG pct	.383	.306
3-pt FG made per game	7.6	6.1
FREE THROWS-ATT	524-740	393-582
Free throw pct	.708	.675
F-Throws made per game	15.4	11.6
REBOUNDS	1284	1068
Rebounds per game	37.8	31.4
Rebounding margin	+6.4	-
ASSISTS	560	378
Assists per game	16.5	11.1
TURNOVERS	454	488
Turnovers per game	13.4	14.4
Turnover margin	+1.0	-
Assist/turnover ratio	1.2	0.8
STEALS	235	194
Steals per game	6.9	5.7
BLOCKS	115	80
Blocks per game	3.4	2.4
ATTENDANCE	231262	142698
Home games-Avg/Game	16-14454	11-8049
Neutral site-Avg/Game	-	7-7738

Score by Periods	1st	2nd	OT	Totals
New Mexico	1242	1238	9	2489
Opponents	924	1081	12	2017

Date	Opponent		Score	Att.
11/11/11	NEW ORLEANS	W	92-40	14011
11/16/11	NEW MEXICO STATE	L	53-62	15303
11/18/11	at Arizona State	W	76-71	5046
# 11/24/11	vs Santa Clara	Lot	76-79	1457
# 11/25/11	vs Washington State	W	72-62	1777
# 11/27/11	vs Boston College	W	75-57	2637
11/30/11	IDAHO STATE	W	65-41	13142
\$ 12/03/11	MISSOURI STATE	W	76-60	14077
12/10/11	at USC	W	44-41	3863
% 12/17/11	vs Oklahoma State	W	66-56	5303
12/20/11	MONTANA STATE	W	91-46	13462
12/22/11	UMKC	W	87-62	13419
12/28/11	at New Mexico State	W	89-69	8361
12/31/11	SAINT LOUIS	W	64-60	15139
01/03/12	HOUSTON BAPTIST	W	98-61	12789
01/07/12	NORTH DAKOTA	W	85-57	14094
* 01/14/12	at Wyoming	W	72-62	6955
* 01/18/12	SAN DIEGO STATE	L	70-75	15411
* 01/21/12	at UNLV	L	63-80	18577
* 01/25/12	COLORADO STATE	W	85-52	14089
* 01/28/12	TCU	W	71-54	15212
* 01/31/12	at Air Force	W	81-42	1916
* 02/04/12	at Boise State	W	65-49	4159
* 02/11/12	WYOMING	W	48-38	15140
* 02/15/12	at San Diego State	W	77-67	12414
* 02/18/12	UNLV	W	65-45	15411
* 02/21/12	at Colorado State	L	63-71	4444
* 02/25/12	at TCU	L	64-83	6460
* 02/29/12	AIR FORCE	W	86-56	15152
* 03/03/12	BOISE STATE	W	76-61	15411
^ 03/08/12	vs Air Force	W	79-64	13772
^ 03/09/12	at UNLV	W	72-67	16339
^ 03/10/12	vs San Diego State	W	68-59	12168
! 03/15/12	vs Long Beach State	W	75-68	17050

* = Mountain West Game

= 76 Classic (Anaheim, Calif.)

\$ = Mountain West/Missouri Valley Challenge (Albuquerque, N.M.)

% = 76th All-College Classic (Oklahoma City, Okla.)

^ = Mountain West Tournament (Las Vegas, Nev.)

2011-12 CONFERENCE SEASON STATISTICS & RESULTS

RECORD:	OVERALL	HOME	AWAY	NEUTRAL
ALL GAMES	10-4	6-1	4-3	0-0
CONFERENCE	10-4	6-1	4-3	0-0
NON-CONFERENCE	0-0	0-0	0-0	0-0

#	Player	gp-gs	min	avg	Total		3-Point		F-Throw		Rebounds											
					fg-fga	fg%	3fg-fga	3fg%	ft-fa	ft%	off	def	tot	avg	pf	dq	a	to	blk	stl	pts	avg
32	GORDON, Drew	14-14	433	30.9	82-144	.569	1-1	1.000	28-36	.778	44	111	155	11.1	35	0	21	40	13	15	193	13.8
10	WILLIAMS, Kendall	14-13	428	30.6	59-121	.488	20-48	.417	38-44	.864	11	34	45	3.2	27	0	55	25	2	16	176	12.6
21	SNELL, Tony	14-14	333	23.8	35-92	.380	21-65	.323	12-15	.800	6	29	35	2.5	15	0	40	18	7	3	103	7.4
23	McDONALD, Phillip	14-1	206	14.7	35-82	.427	23-57	.404	2-5	.400	11	11	22	1.6	15	0	5	10	0	6	95	6.8
13	FENTON, Jamal	14-3	253	18.1	33-74	.446	14-36	.389	13-23	.565	3	18	21	1.5	19	0	33	16	1	12	93	6.6
03	GREENWOOD, Hugh	13-11	287	22.1	27-64	.422	15-40	.375	16-27	.593	4	52	56	4.3	22	0	28	14	6	12	85	6.5
40	WALKER, Demetrius	14-0	211	15.1	27-75	.360	11-27	.407	14-21	.667	3	32	35	2.5	21	0	16	18	0	3	79	5.6
00	HARDEMAN, A.J.	14-14	304	21.7	32-56	.571	0-1	.000	12-34	.353	24	22	46	3.3	37	1	6	22	5	4	76	5.4
41	BAIRSTOW, Cameron	14-0	200	14.3	15-37	.405	0-1	.000	15-21	.714	23	26	49	3.5	34	0	6	13	7	3	45	3.2
04	ADAMS, Chad	13-0	114	8.8	13-30	.433	3-9	.333	6-7	.857	9	16	25	1.9	18	1	5	4	1	7	35	2.7
05	DUNNING, Dominique	7-0	28	4.0	2-6	.333	0-2	.000	1-2	.500	1	0	1	0.1	3	0	4	1	0	3	5	0.7
02	PEREZ, Chris	2-0	3	1.5	0-0	.000	0-0	.000	1-2	.500	0	0	0	0.0	0	0	0	0	0	0	1	0.5
Team											18	14	32				2					
Total.....		14	2800		360-781	.461	108-287	.376	158-237	.667	157	365	522	37.3	246	2	219	183	42	84	986	70.4
Opponents.....		14	2800		287-727	.395	88-281	.313	173-242	.715	115	308	423	30.2	245	-	162	183	40	86	835	59.6

TEAM STATISTICS	NM	OPP
SCORING	986	835
Points per game	70.4	59.6
Scoring margin	+10.8	-
FIELD GOALS-ATT	360-781	287-727
Field goal pct	.461	.395
3 POINT FG-ATT	108-287	88-281
3-point FG pct	.376	.313
3-pt FG made per game	7.7	6.3
FREE THROWS-ATT	158-237	173-242
Free throw pct	.667	.715
F-Throws made per game	11.3	12.4
REBOUNDS	522	423
Rebounds per game	37.3	30.2
Rebounding margin	+7.1	-
ASSISTS	219	162
Assists per game	15.6	11.6
TURNOVERS	183	183
Turnovers per game	13.1	13.1
Turnover margin	+0.0	-
Assist/turnover ratio	1.2	0.9
STEALS	84	86
Steals per game	6.0	6.1
BLOCKS	42	40
Blocks per game	3.0	2.9
ATTENDANCE	105826	54925
Home games-Avg/Game	7-15118	7-7846
Neutral site-Avg/Game	-	0-0

Date	Opponent		Score	Att.
* 01/14/12	at Wyoming	W	72-62	6955
* 01/18/12	SAN DIEGO STATE	L	70-75	15411
* 01/21/12	at UNLV	L	63-80	18577
* 01/25/12	COLORADO STATE	W	85-52	14089
* 01/28/12	TCU	W	71-54	15212
* 01/31/12	at Air Force	W	81-42	1916
* 02/04/12	at Boise State	W	65-49	4159
* 02/11/12	WYOMING	W	48-38	15140
* 02/15/12	at San Diego State	W	77-67	12414
* 02/18/12	UNLV	W	65-45	15411
* 02/21/12	at Colorado State	L	63-71	4444
* 02/25/12	at TCU	L	64-83	6460
* 02/29/12	AIR FORCE	W	86-56	15152
* 03/03/12	BOISE STATE	W	76-61	15411

* = Mountain West Game

= 76 Classic (Anaheim, Calif.)

\$ = Mountain West/Missouri Valley Challenge (Albuquerque, N.M.)

% = 76th All-College Classic (Oklahoma City, Okla.)

^ = Mountain West Tournament (Las Vegas, Nev.)

Score by Periods	1st	2nd	Totals
New Mexico	475	511	986
Opponents	401	434	835

2012 CONFERENCE TOURNAMENT STATISTICS

RECORD:	OVERALL	HOME	AWAY	NEUTRAL
ALL GAMES	3-0	0-0	1-0	2-0
CONFERENCE	0-0	0-0	0-0	0-0
NON-CONFERENCE	3-0	0-0	1-0	2-0

#	Player	gp-gs	min	avg	Total		3-Point		F-Throw		Rebounds				pf	dq	a	to	blk	stl	pts	avg
					fg-fga	fg%	3fg-fga	3fg%	ft-fa	ft%	off	def	tot	avg								
32	GORDON, Drew	3-3	99	33.0	16-30	.533	0-0	.000	14-17	.824	7	25	32	10.7	7	0	4	8	2	3	46	15.3
21	SNELL, Tony	3-3	82	27.3	13-27	.481	9-22	.409	4-4	1.000	1	8	9	3.0	3	0	6	6	1	0	39	13.0
40	WALKER, Demetrius	3-0	55	18.3	8-17	.471	3-7	.429	19-22	.864	0	10	10	3.3	11	0	3	4	0	0	38	12.7
10	WILLIAMS, Kendall	3-3	86	28.7	9-20	.450	2-6	.333	14-18	.778	1	8	9	3.0	5	0	12	5	0	3	34	11.3
03	GREENWOOD, Hugh	3-3	91	30.3	6-19	.316	3-12	.250	2-2	1.000	3	16	19	6.3	7	0	8	1	0	1	17	5.7
41	BAIRSTOW, Cameron	3-0	61	20.3	3-9	.333	0-0	.000	9-12	.750	4	9	13	4.3	6	0	0	2	1	3	15	5.0
23	McDONALD, Phillip	3-0	30	10.0	5-11	.455	3-5	.600	0-0	.000	3	4	7	2.3	2	0	3	1	0	0	13	4.3
13	FENTON, Jamal	3-0	37	12.3	3-9	.333	1-4	.250	4-4	1.000	0	0	0	0.0	4	0	4	3	0	2	11	3.7
00	HARDEMAN, A.J.	3-3	53	17.7	3-3	1.000	0-0	.000	0-2	.000	0	2	2	0.7	10	0	6	1	2	0	6	2.0
04	ADAMS, Chad	2-0	5	2.5	0-0	.000	0-0	.000	0-0	.000	0	1	1	0.5	1	0	0	2	0	0	0	0.0
05	DUNNING, Dominique	1-0	1	1.0	0-0	.000	0-0	.000	0-0	.000	0	0	0	0.0	0	0	0	0	0	0	0	0.0
Team											3	2	5					1				
Total.....		3	600		66-145	.455	21-56	.375	66-81	.815	22	85	107	35.7	56	0	46	34	6	12	219	73.0
Opponents.....		3	600		66-165	.400	19-56	.339	39-55	.709	23	63	86	28.7	71	-	31	29	6	11	190	63.3

TEAM STATISTICS	NM	OPP
SCORING	219	190
Points per game	73.0	63.3
Scoring margin	+9.7	-
FIELD GOALS-ATT	66-145	66-165
Field goal pct	.455	.400
3 POINT FG-ATT	21-56	19-56
3-point FG pct	.375	.339
3-pt FG made per game	7.0	6.3
FREE THROWS-ATT	66-81	39-55
Free throw pct	.815	.709
F-Throws made per game	22.0	13.0
REBOUNDS	107	86
Rebounds per game	35.7	28.7
Rebounding margin	+7.0	-
ASSISTS	46	31
Assists per game	15.3	10.3
TURNOVERS	34	29
Turnovers per game	11.3	9.7
Turnover margin	-1.7	-
Assist/turnover ratio	1.4	1.1
STEALS	12	11
Steals per game	4.0	3.7
BLOCKS	6	6
Blocks per game	2.0	2.0
ATTENDANCE	0	42279
Home games-Avg/Game	0-0	1-16339
Neutral site-Avg/Game	-	2-12970

Date	Opponent	Score	Att.
^ 03/08/12	vs Air Force	w 79-64	13772
^ 03/09/12	at UNLV	w 72-67	16339
^ 03/10/12	vs San Diego State	w 68-59	12168

* = Mountain West Game

= 76 Classic (Anaheim, Calif.)

\$ = Mountain West/Missouri Valley Challenge (Albuquerque, N.M.)

% = 76th All-College Classic (Oklahoma City, Okla.)

^ = Mountain West Tournament (Las Vegas, Nev.)

Score by Periods	1st	2nd	Totals
New Mexico	110	109	219
Opponents	88	102	190

2011-12 HOME STATISTICS (14-2, 6-1)

#	Player	gp-gs	min	avg	Total		3-Point		F-Throw		Rebounds				pf	dq	a	to	blk	stl	pts	avg
					fg-fga	fg%	3fg-fga	3fg%	ft-fa	ft%	off	def	tot	avg								
32	GORDON, Drew	16-16	471	29.4	88-155	.568	1-1	1.000	40-59	.678	44	133	177	11.1	27	0	22	36	18	20	217	13.6
21	SNELL, Tony	16-16	413	25.8	59-124	.476	30-76	.395	24-30	.800	2	42	44	2.8	20	0	43	24	9	10	172	10.8
10	WILLIAMS, Kendall	15-15	420	28.0	52-118	.441	14-43	.326	40-58	.690	8	32	40	2.7	28	0	73	27	3	21	158	10.5
23	McDONALD, Phillip	15-0	214	14.3	44-92	.478	30-60	.500	4-7	.571	11	19	30	2.0	16	0	10	10	0	3	122	8.1
13	FENTON, Jamal	16-4	288	18.0	49-95	.516	17-46	.370	9-16	.563	6	17	23	1.4	26	0	46	16	0	19	124	7.8
40	WALKER, Demetrius	16-1	249	15.6	35-83	.422	13-36	.361	35-47	.745	4	34	38	2.4	27	0	32	22	1	8	118	7.4
03	GREENWOOD, Hugh	15-12	306	20.4	36-73	.493	18-45	.400	18-29	.621	7	49	56	3.7	26	0	33	12	8	15	108	7.2
00	HARDEMAN, A.J.	16-16	355	22.2	24-54	.444	0-0	.000	25-50	.500	27	37	64	4.0	35	1	9	22	11	11	73	4.6
41	BAIRSTOW, Cameron	16-0	257	16.1	18-48	.375	0-1	.000	23-38	.605	36	31	67	4.2	34	0	3	9	9	7	59	3.7
04	ADAMS, Chad	14-0	137	9.8	12-32	.375	2-9	.222	10-13	.769	12	12	24	1.7	9	0	11	3	0	8	36	2.6
05	DUNNING, Dominique	12-0	81	6.8	9-16	.563	1-2	.500	2-6	.333	4	9	13	1.1	12	0	4	5	2	6	21	1.8
02	PEREZ, Chris	7-0	9	1.3	1-3	.333	0-1	.000	2-4	.500	0	0	0	0.0	0	0	0	1	0	0	4	0.6
Team											32	25	57					1				
Total.....		16	3200		427-893	.478	126-320	.394	232-357	.650	193	440	633	39.6	260	1	286	188	61	128	1212	75.8
Opponents.....		16	3200		311-857	.363	95-325	.292	153-247	.619	159	344	503	31.4	330	-	174	242	35	90	870	54.4

2011-12 ROAD STATISTICS (8-3, 4-3)

#	Player	gp-gs	min	avg	Total		3-Point		F-Throw		Rebounds				pf	dq	a	to	blk	stl	pts	avg
					fg-fga	fg%	3fg-fga	3fg%	ft-fa	ft%	off	def	tot	avg								
10	WILLIAMS, Kendall	11-9	325	29.5	45-98	.459	17-39	.436	42-50	.840	13	30	43	3.9	17	0	34	29	0	14	149	13.5
32	GORDON, Drew	11-10	342	31.1	60-107	.561	0-0	.000	25-32	.781	28	92	120	10.9	32	0	12	34	9	11	145	13.2
21	SNELL, Tony	11-11	274	24.9	32-79	.405	22-58	.379	24-27	.889	7	23	30	2.7	10	0	25	15	2	4	110	10.0
40	WALKER, Demetrius	11-0	193	17.5	24-64	.375	8-22	.364	21-27	.778	3	30	33	3.0	21	0	16	18	0	3	77	7.0
00	HARDEMAN, A.J.	11-11	235	21.4	27-47	.574	0-1	.000	10-22	.455	20	19	39	3.5	34	1	4	16	2	5	64	5.8
13	FENTON, Jamal	11-2	190	17.3	20-45	.444	11-25	.440	10-17	.588	3	12	15	1.4	13	0	26	14	1	12	61	5.5
23	McDONALD, Phillip	11-2	145	13.2	18-47	.383	11-33	.333	1-3	.333	10	4	14	1.3	10	0	4	9	1	4	48	4.4
03	GREENWOOD, Hugh	10-9	235	23.5	14-49	.286	8-32	.250	3-5	.600	3	27	30	3.0	22	0	31	17	4	7	39	3.9
04	ADAMS, Chad	8-0	77	9.6	12-17	.706	4-6	.667	2-2	1.000	3	10	13	1.6	15	1	3	5	2	4	30	3.8
41	BAIRSTOW, Cameron	11-1	165	15.0	14-27	.519	0-0	.000	11-16	.688	15	24	39	3.5	27	0	7	20	7	2	39	3.5
05	DUNNING, Dominique	5-0	19	3.8	2-5	.400	0-2	.000	0-0	.000	1	0	1	0.2	2	0	3	2	1	2	4	0.8
Team											12	16	28					2				
Total.....		11	2200		268-585	.458	81-218	.372	149-201	.741	118	287	405	36.8	203	2	165	181	29	68	766	69.6
Opponents.....		11	2200		244-616	.396	63-213	.296	151-206	.733	115	226	341	31.0	199	-	124	144	35	73	702	63.8

2011-12 NEUTRAL STATISTICS (6-1)

#	Player	gp-gs	min	avg	Total		3-Point		F-Throw		Rebounds				pf	dq	a	to	blk	stl	pts	avg
					fg-fga	fg%	3fg-fga	3fg%	ft-fa	ft%	off	def	tot	avg								
32	GORDON, Drew	7-7	230	32.9	32-70	.457	0-0	.000	34-41	.829	27	50	77	11.0	17	0	7	11	8	7	98	14.0
10	WILLIAMS, Kendall	7-7	232	33.1	25-59	.424	7-23	.304	35-42	.833	3	23	26	3.7	12	0	30	17	2	9	92	13.1
21	SNELL, Tony	7-7	187	26.7	28-60	.467	19-47	.404	6-8	.750	2	16	18	2.6	9	1	12	12	2	4	81	11.6
03	GREENWOOD, Hugh	7-7	197	28.1	19-40	.475	10-26	.385	13-15	.867	5	29	34	4.9	18	0	18	3	2	6	61	8.7
40	WALKER, Demetrius	7-0	132	18.9	14-39	.359	6-20	.300	24-32	.750	1	23	24	3.4	18	1	13	11	1	1	58	8.3
13	FENTON, Jamal	7-0	97	13.9	12-26	.462	4-10	.400	9-9	1.000	3	4	7	1.0	8	0	11	13	0	5	37	5.3
41	BAIRSTOW, Cameron	6-0	90	15.0	8-15	.533	0-0	.000	10-15	.667	5	9	14	2.3	17	0	1	2	2	4	26	4.3
04	ADAMS, Chad	6-0	51	8.5	6-14	.429	1-1	1.000	7-7	1.000	2	6	8	1.3	6	0	4	4	1	0	20	3.3
23	McDONALD, Phillip	6-0	58	9.7	6-18	.333	5-11	.455	2-2	1.000	4	4	8	1.3	5	0	6	1	1	0	19	3.2
00	HARDEMAN, A.J.	7-7	132	18.9	7-18	.389	0-0	.000	1-8	.125	6	5	11	1.6	23	1	7	10	6	2	15	2.1
05	DUNNING, Dominique	3-0	19	6.3	1-3	.333	0-0	.000	2-3	.667	1	1	2	0.7	1	0	0	0	0	1	4	1.3
Team											8	9	17					1				
Total.....		7	1425		158-362	.436	52-138	.377	143-182	.786	67	179	246	35.1	134	3	109	85	25	39	511	73.0
Opponents.....		7	1425		154-382	.403	48-136	.353	89-129	.690	70	154	224	32.0	145	-	80	102	10	31	445	63.6

2011-12 POINTS-REBOUNDS-ASSISTS

Opponent	Date	Score	00 HARDEMAN,A	02 PEREZ,CHRI	03 GREENWOOD,	04 ADAMS,CHAD	05 DUNNING,DO	10 WILLIAMS,K	13 FENTON,JAM
NEW ORLEANS	11/11/11	92-40 W	13-7-1	0-0-0	4-4-6	DNP	0-2-0	12-0-7	3-1-2
NEW MEXICO STATE	11/16/11	53-62 L	2-4-0	DNP	1-1-0	DNP	3-1-0	4-4-6	7-0-2
at Arizona State	11/18/11	76-71 W	4-4-0	DNP	6-1-5	0-0-0	0-0-0	16-7-7	1-1-0
vs Santa Clara	11/24/11	76-79 L	0-1-0	DNP	14-3-3	5-3-2	DNP	6-1-3	9-0-1
vs Washington State	11/25/11	72-62 W	6-4-1	DNP	3-2-5	11-3-2	3-0-0	17-7-4	0-1-2
vs Boston College	11/27/11	75-57 W	0-2-2	DNP	7-5-3	4-1-0	1-2-0	10-4-4	9-1-2
IDAHO STATE	11/30/11	65-41 W	9-5-1	DNP	7-3-1	2-2-1	0-1-0	7-4-6	8-2-1
MISSOURI STATE	12/03/11	76-60 W	2-7-0	DNP	11-6-1	0-0-2	0-1-0	19-6-4	5-1-3
at USC	12/10/11	44-41 W	4-7-1	DNP	0-2-5	DNP	DNP	7-2-1	0-0-1
vs Oklahoma State	12/17/11	66-56 W	4-3-0	DNP	12-3-0	0-0-0	DNP	16-6-3	10-2-1
MONTANA STATE	12/20/11	91-46 W	3-2-0	2-0-0	5-3-4	11-1-2	6-1-1	8-1-7	11-3-4
UMKC	12/22/11	87-62 W	2-5-0	0-0-0	7-4-2	2-4-2	4-1-0	DNP	16-2-8
at New Mexico State	12/28/11	89-69 W	4-5-0	DNP	5-0-2	7-2-0	2-1-0	12-2-4	9-3-6
SAINT LOUIS	12/31/11	64-60 W	5-4-0	DNP	2-2-2	1-1-0	DNP	9-3-0	10-1-2
HOUSTON BAPTIST	01/03/12	98-61 W	6-2-2	1-0-0	10-2-3	2-2-0	5-2-0	9-2-3	4-3-2
NORTH DAKOTA	01/07/12	85-57 W	3-4-0	0-0-0	DNP	6-0-2	0-3-2	21-3-6	11-0-6
at Wyoming	01/14/12	72-62 W	8-2-0	DNP	DNP	4-0-1	DNP	14-6-5	13-3-2
SAN DIEGO STATE	01/18/12	70-75 L	4-3-1	DNP	0-3-3	2-2-0	DNP	16-3-5	10-3-6
at UNLV	01/21/12	63-80 L	10-4-0	DNP	0-5-4	DNP	0-0-1	15-4-3	0-0-0
COLORADO STATE	01/25/12	85-52 W	2-1-1	0-0-0	9-3-2	5-4-1	2-1-0	7-2-4	10-1-6
TCU	01/28/12	71-54 W	2-4-0	DNP	5-3-2	1-2-0	0-0-0	14-2-5	9-3-0
at Air Force	01/31/12	81-42 W	2-3-0	DNP	5-0-3	4-4-1	2-0-2	13-7-4	7-1-5
at Boise State	02/04/12	65-49 W	4-1-0	DNP	10-10-3	0-3-1	0-0-0	18-2-4	3-3-1
WYOMING	02/11/12	48-38 W	9-8-0	DNP	8-7-0	0-1-1	DNP	10-3-5	5-1-0
at San Diego State	02/15/12	77-67 W	3-1-0	DNP	3-4-2	8-1-0	DNP	21-4-1	15-1-3
UNLV	02/18/12	65-45 W	3-3-2	DNP	2-4-2	0-1-0	0-0-0	7-1-1	4-0-0
at Colorado State	02/21/12	63-71 L	6-5-0	DNP	0-3-0	5-2-0	DNP	16-3-1	3-2-3
at TCU	02/25/12	64-83 L	15-6-1	DNP	6-3-2	2-1-0	DNP	10-2-3	3-1-3
AIR FORCE	02/29/12	86-56 W	4-2-1	1-0-0	22-6-2	0-3-0	1-0-1	6-3-7	8-2-3
BOISE STATE	03/03/12	76-61 W	4-3-0	DNP	15-5-3	4-1-0	DNP	9-3-7	3-0-1
vs Air Force	03/08/12	79-64 W	2-1-2	DNP	7-7-2	0-1-0	0-0-0	13-1-5	4-0-1
at UNLV	03/09/12	72-67 W	4-1-2	DNP	4-2-5	DNP	DNP	7-4-1	7-0-2
vs San Diego State	03/10/12	68-59 W	0-0-2	DNP	6-10-1	0-0-0	DNP	14-4-6	0-0-1
vs Long Beach State	03/15/12	75-68 W	3-0-0	DNP	12-4-4	DNP	DNP	16-3-5	5-3-3

Opponent	Date	Score	21 SNELL,TONY	23 MCDONALD,P	32 GORDON,DRE	40 WALKER,DEM	41 BAIRSTOW,C
NEW ORLEANS	11/11/11	92-40 W	9-5-3	12-0-3	14-13-0	12-4-3	13-8-1
NEW MEXICO STATE	11/16/11	53-62 L	18-5-1	3-4-0	2-8-2	8-2-1	5-4-0
at Arizona State	11/18/11	76-71 W	12-1-5	7-2-0	13-9-0	7-1-3	10-2-0
vs Santa Clara	11/24/11	76-79 L	18-4-0	5-2-1	11-10-0	8-2-2	0-2-0
vs Washington State	11/25/11	72-62 W	21-5-1	0-0-0	8-4-1	3-4-3	DNP
vs Boston College	11/27/11	75-57 W	13-4-6	DNP	21-11-2	8-3-5	2-0-0
IDAHO STATE	11/30/11	65-41 W	5-1-1	6-4-0	8-13-1	9-2-1	4-5-1
MISSOURI STATE	12/03/11	76-60 W	12-2-1	0-0-1	8-5-1	16-5-0	3-6-1
at USC	12/10/11	44-41 W	10-2-0	0-1-0	13-13-0	7-0-0	3-4-0
vs Oklahoma State	12/17/11	66-56 W	5-2-3	0-1-0	13-20-1	2-4-1	4-3-0
MONTANA STATE	12/20/11	91-46 W	24-1-2	DNP	10-14-2	7-3-2	4-9-0
UMKC	12/22/11	87-62 W	12-2-3	18-2-1	18-6-1	6-2-7	2-4-0
at New Mexico State	12/28/11	89-69 W	24-3-1	3-1-1	23-19-2	0-4-2	0-1-1
SAINT LOUIS	12/31/11	64-60 W	8-5-0	3-2-0	18-9-2	6-3-1	2-0-0
HOUSTON BAPTIST	01/03/12	98-61 W	18-4-4	11-2-2	13-10-0	14-2-8	5-4-0
NORTH DAKOTA	01/07/12	85-57 W	12-2-1	10-2-1	10-10-0	12-5-2	0-3-0
at Wyoming	01/14/12	72-62 W	7-7-2	8-0-0	8-5-0	7-2-1	3-2-0
SAN DIEGO STATE	01/18/12	70-75 L	3-4-2	20-4-0	15-8-5	0-0-0	0-5-0
at UNLV	01/21/12	63-80 L	15-3-0	5-2-0	14-12-2	0-0-0	4-4-1
COLORADO STATE	01/25/12	85-52 W	12-1-3	12-1-0	13-14-3	9-3-3	4-5-0
TCU	01/28/12	71-54 W	18-4-4	9-2-1	7-11-1	0-1-1	6-2-0
at Air Force	01/31/12	81-42 W	6-1-2	11-1-0	13-8-0	11-8-3	7-4-1
at Boise State	02/04/12	65-49 W	13-2-2	6-2-0	5-6-0	6-7-3	0-5-1
WYOMING	02/11/12	48-38 W	0-1-1	3-4-1	7-13-2	2-0-0	4-3-0
at San Diego State	02/15/12	77-67 W	0-0-2	0-0-1	17-17-2	6-3-1	4-2-1
UNLV	02/18/12	65-45 W	12-2-5	0-0-0	27-20-2	9-3-1	1-2-0
at Colorado State	02/21/12	63-71 L	2-4-2	4-0-1	13-6-3	14-3-0	0-5-2
at TCU	02/25/12	64-83 L	6-1-3	2-3-1	7-12-1	7-2-1	6-3-0
AIR FORCE	02/29/12	86-56 W	6-3-5	13-3-0	17-11-0	3-3-2	5-7-0
BOISE STATE	03/03/12	76-61 W	3-2-7	2-0-0	30-12-0	5-0-0	1-0-0
vs Air Force	03/08/12	79-64 W	10-2-0	3-2-1	15-7-0	19-4-0	6-4-0
at UNLV	03/09/12	72-67 W	15-6-6	2-2-0	19-13-2	12-3-2	2-7-0
vs San Diego State	03/10/12	68-59 W	14-1-0	8-3-2	12-12-2	7-3-1	7-2-0
vs Long Beach State	03/15/12	75-68 W	0-0-2	3-0-2	18-13-1	11-4-1	7-3-1

NEW MEXICO LOBOS 2011-12 GAME-BY-GAME

TEAM STATISTICS

Opponent	Date	Score		Total		3-Pointers		Free throws		Rebounds				pf	a	t/o	blk	stl	pts	avg
				fg-fga	pct	3fg-fga	pct	ft-fa	pct	off	def	tot	avg							
NEW ORLEANS	11/11/11	92-40	W	33-56	.589	6-16	.375	20-34	.588	16	34	50	50.0	17	26	14	3	10	92	92.0
NEW MEXICO STATE	11/16/11	53-62	L	14-50	.280	7-19	.368	18-27	.667	13	25	38	44.0	28	12	21	3	8	53	72.5
at Arizona State	11/18/11	76-71	W	25-50	.500	9-23	.391	17-25	.680	8	23	31	39.7	23	20	17	2	7	76	73.7
vs Santa Clara	11/24/11	76-79	Lot	18-50	.360	9-21	.429	31-33	.939	14	20	34	38.2	28	12	11	4	2	76	74.2
vs Washington State	11/25/11	72-62	W	24-55	.436	9-19	.474	15-20	.750	9	24	33	37.2	22	19	15	4	8	72	73.8
vs Boston College	11/27/11	75-57	W	29-51	.569	6-20	.300	11-16	.688	8	29	37	37.2	13	24	16	2	4	75	74.0
IDAHO STATE	11/30/11	65-41	W	24-58	.414	5-23	.217	12-24	.500	22	29	51	39.1	11	14	15	0	11	65	72.7
MISSOURI STATE	12/03/11	76-60	W	21-55	.382	10-22	.455	24-35	.686	14	30	44	39.8	14	14	10	3	8	76	73.1
at USC	12/10/11	44-41	W	13-39	.333	3-15	.200	15-20	.750	12	24	36	39.3	12	8	24	1	9	44	69.9
vs Oklahoma State	12/17/11	66-56	W	22-61	.361	5-17	.294	17-25	.680	14	31	45	39.9	18	9	8	4	8	66	69.5
MONTANA STATE	12/20/11	91-46	W	34-61	.557	11-22	.500	12-15	.800	10	29	39	39.8	13	24	12	3	15	91	71.5
UMKC	12/22/11	87-62	W	31-58	.534	7-17	.412	18-25	.720	12	22	34	39.3	11	24	14	6	8	87	72.8
at New Mexico State	12/28/11	89-69	W	30-66	.455	12-24	.500	17-20	.850	15	30	45	39.8	26	19	15	4	9	89	74.0
SAINT LOUIS	12/31/11	64-60	W	19-39	.487	2-7	.286	24-35	.686	6	26	32	39.2	17	7	11	3	4	64	73.3
HOUSTON BAPTIST	01/03/12	98-61	W	37-58	.638	11-24	.458	13-20	.650	9	29	38	39.1	12	24	10	7	12	98	74.9
NORTH DAKOTA	01/07/12	85-57	W	28-57	.491	11-23	.478	18-24	.750	10	27	37	39.0	14	20	10	11	10	85	75.6
at Wyoming	01/14/12	72-62	W	23-44	.523	8-14	.571	18-22	.818	7	22	29	38.4	15	11	15	2	7	72	75.4
SAN DIEGO STATE	01/18/12	70-75	L	27-69	.391	13-31	.419	3-7	.429	21	21	42	38.6	17	22	9	2	3	70	75.1
at UNLV	01/21/12	63-80	L	22-57	.386	7-22	.318	12-15	.800	21	17	38	38.6	17	11	21	4	5	63	74.4
COLORADO STATE	01/25/12	85-52	W	35-67	.522	9-21	.429	6-8	.750	14	23	37	38.5	20	23	12	7	8	85	74.9
TCU	01/28/12	71-54	W	28-58	.483	7-19	.368	8-16	.500	10	26	36	38.4	19	14	11	2	6	71	74.8
at Air Force	01/31/12	81-42	W	32-54	.593	9-21	.429	8-12	.667	8	30	38	38.4	17	21	16	4	8	81	75.0
at Boise State	02/04/12	65-49	W	24-54	.444	8-24	.333	9-14	.643	9	33	42	38.5	14	15	16	2	7	65	74.6
WYOMING	02/11/12	48-38	W	16-41	.390	3-11	.273	13-23	.565	11	32	43	38.7	16	10	17	4	6	48	73.5
at San Diego State	02/15/12	77-67	W	28-56	.500	10-19	.526	11-17	.647	8	25	33	38.5	22	13	11	3	5	77	73.6
UNLV	02/18/12	65-45	W	25-59	.424	4-16	.250	11-16	.688	12	29	41	38.6	18	13	10	0	9	65	73.3
at Colorado State	02/21/12	63-71	L	22-60	.367	6-23	.261	13-18	.722	12	25	37	38.5	18	12	17	3	6	63	72.9
at TCU	02/25/12	64-83	L	23-55	.418	4-17	.235	14-21	.667	11	24	35	38.4	20	15	16	2	4	64	72.6
AIR FORCE	02/29/12	86-56	W	29-59	.492	12-29	.414	16-25	.640	10	34	44	38.6	19	21	7	3	5	86	73.1
BOISE STATE	03/03/12	76-61	W	26-48	.542	8-20	.400	16-23	.696	3	24	27	38.2	14	18	5	4	5	76	73.2
vs Air Force	03/08/12	79-64	W	20-43	.465	8-22	.364	31-37	.838	5	24	29	37.9	23	11	10	1	4	79	73.4
at UNLV	03/09/12	72-67	W	26-50	.520	5-16	.313	15-17	.882	7	34	41	38.0	19	20	13	2	1	72	73.3
vs San Diego State	03/10/12	68-59	W	20-52	.385	8-18	.444	20-27	.741	10	27	37	38.0	14	15	11	3	7	68	73.2
vs Long Beach State	03/15/12	75-68	W	25-50	.500	7-21	.333	18-24	.750	7	24	31	37.8	16	19	14	7	6	75	73.2
New Mexico		2489		853-1840	.464	259-676	.383	524-740	.708	378	906	1284	37.8	597	560	454	115	235	2489	73.2
Opponents		2017		709-1855	.382	206-674	.306	393-582	.675	344	724	1068	31.4	674	378	488	80	194	2017	59.3

Games played: 34
Points/game: 73.2
FG Pct: 46.4
3FG Pct: 38.3
FT Pct: 70.8

Rebounds/game: 37.8
Assists/game: 16.5
Turnovers/game: 13.4
Assist/turnover ratio: 1.2
Steals/game: 6.9
Blocks/game: 3.1

UNM OPPONENTS 2011-12 GAME-BY-GAME

OPPONENT STATISTICS

Opponent	Date	Score		Total		3-Pointers		Free throws		Rebounds				pf	a	t/o	blk	stl	pts	avg
				fg-fga	pct	3fg-fga	pct	ft-fa	pct	off	def	tot	avg							
NEW ORLEANS	11/11/11	92-40	W	14-55	.255	6-24	.250	6-12	.500	10	15	25	25.0	28	5	17	4	6	40	40.0
NEW MEXICO STATE	11/16/11	53-62	L	19-45	.422	3-11	.273	21-38	.553	11	27	38	31.5	24	17	18	3	9	62	51.0
at Arizona State	11/18/11	76-71	W	23-51	.451	7-14	.500	18-25	.720	10	23	33	32.0	23	10	19	1	9	71	57.7
vs Santa Clara	11/24/11	76-79	Lot	21-48	.438	11-25	.440	26-34	.765	11	18	29	31.3	20	11	14	1	2	79	63.0
vs Washington State	11/25/11	72-62	W	22-50	.440	5-18	.278	13-22	.591	8	25	33	31.6	17	13	18	1	5	62	62.8
vs Boston College	11/27/11	75-57	W	20-57	.351	9-26	.346	8-10	.800	8	16	24	30.3	17	13	14	0	7	57	61.8
IDAHO STATE	11/30/11	65-41	W	16-54	.296	7-22	.318	2-4	.500	9	19	28	30.0	20	6	17	4	9	41	58.9
MISSOURI STATE	12/03/11	76-60	W	26-62	.419	5-25	.200	3-5	.600	7	27	34	30.5	24	14	12	0	2	60	59.0
at USC	12/10/11	44-41	W	17-51	.333	4-14	.286	3-5	.600	9	14	23	29.7	20	7	15	3	8	41	57.0
vs Oklahoma State	12/17/11	66-56	W	18-56	.321	8-19	.421	12-16	.750	10	31	41	30.8	22	10	15	1	4	56	56.9
MONTANA STATE	12/20/11	91-46	W	18-60	.300	5-21	.238	5-10	.500	14	19	33	31.0	19	12	21	3	5	46	55.9
UMKC	12/22/11	87-62	W	25-62	.403	8-31	.258	4-7	.571	16	18	34	31.3	20	10	24	1	8	62	56.4
at New Mexico State	12/28/11	89-69	W	23-69	.333	1-14	.071	22-35	.629	25	23	48	32.5	16	8	17	6	4	69	57.4
SAINT LOUIS	12/31/11	64-60	W	23-53	.434	3-18	.167	11-16	.688	8	20	28	32.2	28	10	8	0	4	60	57.6
HOUSTON BAPTIST	01/03/12	98-61	W	23-67	.343	6-19	.316	9-14	.643	18	16	34	32.3	19	14	13	1	6	61	57.8
NORTH DAKOTA	01/07/12	85-57	W	20-58	.345	7-20	.350	10-18	.556	16	22	38	32.7	22	12	19	3	3	57	57.8
at Wyoming	01/14/12	72-62	W	22-52	.423	6-19	.316	12-13	.923	7	15	22	32.1	19	7	10	7	8	62	58.0
SAN DIEGO STATE	01/18/12	70-75	L	27-56	.482	9-20	.450	12-15	.800	10	24	34	32.2	14	14	6	3	7	75	58.9
at UNLV	01/21/12	63-80	L	30-58	.517	7-21	.333	13-19	.684	17	16	33	32.2	16	17	14	6	11	80	60.1
COLORADO STATE	01/25/12	85-52	W	16-43	.372	3-14	.214	17-23	.739	8	19	27	32.0	15	5	20	1	7	52	59.7
TCU	01/28/12	71-54	W	17-42	.405	8-19	.421	12-21	.571	3	24	27	31.7	16	11	17	4	4	54	59.4
at Air Force	01/31/12	81-42	W	15-51	.294	5-28	.179	7-8	.875	6	16	22	31.3	17	11	16	2	4	42	58.6
at Boise State	02/04/12	65-49	W	19-61	.311	6-28	.214	5-11	.455	11	24	35	31.4	16	11	13	4	7	49	58.2
WYOMING	02/11/12	48-38	W	14-54	.259	5-16	.313	5-8	.625	10	21	31	31.4	20	9	11	3	7	38	57.3
at San Diego State	02/15/12	77-67	W	25-55	.455	3-14	.214	14-20	.700	8	23	31	31.4	14	12	12	2	1	67	57.7
UNLV	02/18/12	65-45	W	14-45	.311	6-21	.286	11-21	.524	8	25	33	31.5	16	12	17	5	6	45	57.2
at Colorado State	02/21/12	63-71	L	23-52	.442	5-11	.455	20-23	.870	6	28	34	31.6	16	13	14	0	9	71	57.7
at TCU	02/25/12	64-83	L	26-57	.456	11-26	.423	20-25	.800	10	25	35	31.7	21	17	11	3	8	83	58.6
AIR FORCE	02/29/12	86-56	W	19-52	.365	8-22	.364	10-19	.526	6	26	32	31.7	24	12	10	0	3	56	58.6
BOISE STATE	03/03/12	76-61	W	20-49	.408	6-22	.273	15-16	.938	5	22	27	31.5	21	11	12	0	4	61	58.6
vs Air Force	03/08/12	79-64	W	22-44	.500	5-13	.385	15-22	.682	3	19	22	31.2	27	11	11	2	4	64	58.8
at UNLV	03/09/12	72-67	W	21-59	.356	8-24	.333	17-22	.773	6	19	25	31.0	21	11	3	1	4	67	59.1
vs San Diego State	03/10/12	68-59	W	23-62	.371	6-19	.316	7-11	.636	14	25	39	31.3	23	9	15	3	3	59	59.1
vs Long Beach State	03/15/12	75-68	W	28-65	.431	4-16	.250	8-14	.571	16	20	36	31.4	19	13	15	2	6	68	59.3
Opponents		2017		709-1855	.382	206-674	.306	393-582	.675	344	724	1068	31.4	674	378	488	80	194	2017	59.3
New Mexico		2489		853-1840	.464	259-676	.383	524-740	.708	378	906	1284	37.8	597	560	454	115	235	2489	73.2

Games played: 34
Points/game: 59.3
FG Pct: 38.2
3FG Pct: 30.6
FT Pct: 67.5

Rebounds/game: 31.4
Assists/game: 11.1
Turnovers/game: 14.4
Assist/turnover ratio: 0.8
Steals/game: 5.7
Blocks/game: 2.1

UNM TEAM AND OPPONENT SEASON HIGHS/LOWS

NEW MEXICO SEASONS HIGHS

OPPONENT SEASONS HIGHS



THE STAT CREW SYSTEM
New Mexico Team High/Low Analysis (as of Mar 15, 2012)
All games



THE STAT CREW SYSTEM
New Mexico High/Low Analysis (as of Mar 15, 2012)
All games



New Mexico - TEAM GAME HIGHS

POINTS	98	HOUSTON BAPTIST (01/03/12)
	92	NEW ORLEANS (11/11/11)
	91	MONTANA STATE (12/20/11)
	89	at New Mexico State (12/28/11)
	87	UMKC (12/22/11)
FIELD GOALS MADE	37	HOUSTON BAPTIST (01/03/12)
	35	COLORADO STATE (01/25/12)
FIELD GOAL ATTEMPTS	69	SAN DIEGO STATE (01/18/12)
	67	COLORADO STATE (01/25/12)
FIELD GOAL PERCENTAGE	.638 (37-58)	HOUSTON BAPTIST (01/03/12)
	.593 (32-54)	at Air Force (01/31/12)
3 PT FIELD GOALS MADE	13	SAN DIEGO STATE (01/18/12)
	12	AIR FORCE (02/29/12)
	12	at New Mexico State (12/28/11)
3 PT FG ATTEMPTS	31	SAN DIEGO STATE (01/18/12)
	29	AIR FORCE (02/29/12)
3 PT FG PERCENTAGE	.571 (8-14)	at Wyoming (01/14/12)
	.526 (10-19)	at San Diego State (02/15/12)
FREE THROWS MADE	31	vs Air Force (03/08/12)
	31	vs Santa Clara (11/24/11)
FREE THROW ATTEMPTS	37	vs Air Force (03/08/12)
	35	SAINT LOUIS (12/31/11)
	35	MISSOURI STATE (12/03/11)
FREE THROW PERCENTAGE	.939 (31-33)	vs Santa Clara (11/24/11)
	.882 (15-17)	at UNLV (03/09/12)
REBOUNDS	51	IDAHO STATE (11/30/11)
	50	NEW ORLEANS (11/11/11)
ASSISTS	26	NEW ORLEANS (11/11/11)
	24	HOUSTON BAPTIST (01/03/12)
	24	UMKC (12/22/11)
	24	MONTANA STATE (12/20/11)
	24	vs Boston College (11/27/11)
STEALS	15	MONTANA STATE (12/20/11)
	12	HOUSTON BAPTIST (01/03/12)
BLOCKED SHOTS	11	NORTH DAKOTA (01/07/12)
	7	vs Long Beach State (03/15/12)
	7	COLORADO STATE (01/25/12)
	7	HOUSTON BAPTIST (01/03/12)
TURNOVERS	24	at USC (12/10/11)
	21	at UNLV (01/21/12)
	21	NEW MEXICO STATE (11/16/11)
FOULS	28	vs Santa Clara (11/24/11)
	28	NEW MEXICO STATE (11/16/11)

Opponent - GAME HIGHS

POINTS	83	at TCU (02/25/12)
	80	at UNLV (01/21/12)
	79	vs Santa Clara (11/24/11)
	75	SAN DIEGO STATE (01/18/12)
	71	at Colorado State (02/21/12)
	71	at Arizona State (11/18/11)
FIELD GOALS MADE	30	at UNLV (01/21/12)
	28	vs Long Beach State (03/15/12)
FIELD GOAL ATTEMPTS	69	at New Mexico State (12/28/11)
	67	HOUSTON BAPTIST (01/03/12)
FIELD GOAL PERCENTAGE	.517 (30-58)	at UNLV (01/21/12)
	.500 (22-44)	vs Air Force (03/08/12)
3 PT FIELD GOALS MADE	11	at TCU (02/25/12)
	11	vs Santa Clara (11/24/11)
3 PT FG ATTEMPTS	31	UMKC (12/22/11)
	28	at Boise State (02/04/12)
	28	at Air Force (01/31/12)
3 PT FG PERCENTAGE	.500 (7-14)	at Arizona State (11/18/11)
	.455 (5-11)	at Colorado State (02/21/12)
FREE THROWS MADE	26	vs Santa Clara (11/24/11)
	22	at New Mexico State (12/28/11)
FREE THROW ATTEMPTS	38	NEW MEXICO STATE (11/16/11)
	35	at New Mexico State (12/28/11)
FREE THROW PERCENTAGE	.938 (15-16)	BOISE STATE (03/03/12)
	.923 (12-13)	at Wyoming (01/14/12)
REBOUNDS	48	at New Mexico State (12/28/11)
	41	vs Oklahoma State (12/17/11)
ASSISTS	17	at TCU (02/25/12)
	17	at UNLV (01/21/12)
	17	NEW MEXICO STATE (11/16/11)
STEALS	11	at UNLV (01/21/12)
	9	at Colorado State (02/21/12)
	9	IDAHO STATE (11/30/11)
	9	at Arizona State (11/18/11)
	9	NEW MEXICO STATE (11/16/11)
BLOCKED SHOTS	7	at Wyoming (01/14/12)
	6	at UNLV (01/21/12)
	6	at New Mexico State (12/28/11)
TURNOVERS	24	UMKC (12/22/11)
	21	MONTANA STATE (12/20/11)
FOULS	28	SAINT LOUIS (12/31/11)
	28	NEW ORLEANS (11/11/11)

NEW MEXICO SEASONS LOWS

OPPONENT SEASONS LOWS

New Mexico - GAME LOWS

POINTS	44	at USC (12/10/11)
	48	WYOMING (02/11/12)
	53	NEW MEXICO STATE (11/16/11)
	63	at UNLV (01/21/12)
	63	at Colorado State (02/21/12)
FIELD GOALS MADE	13	at USC (12/10/11)
	14	NEW MEXICO STATE (11/16/11)
FIELD GOAL ATTEMPTS	39	at USC (12/10/11)
	39	SAINT LOUIS (12/31/11)
FIELD GOAL PERCENTAGE	.280 (14-50)	NEW MEXICO STATE (11/16/11)
	.333 (13-39)	at USC (12/10/11)
3 PT FIELD GOALS MADE	2	SAINT LOUIS (12/31/11)
	3	at USC (12/10/11)
	3	WYOMING (02/11/12)
3 PT FG ATTEMPTS	7	SAINT LOUIS (12/31/11)
	11	WYOMING (02/11/12)
3 PT FG PERCENTAGE	.200 (3-15)	at USC (12/10/11)
	.217 (5-23)	IDAHO STATE (11/30/11)
FREE THROWS MADE	6	SAN DIEGO STATE (01/18/12)
	6	COLORADO STATE (01/25/12)
FREE THROW ATTEMPTS	7	SAN DIEGO STATE (01/18/12)
	8	COLORADO STATE (01/25/12)
FREE THROW PERCENTAGE	.429 (3-7)	SAN DIEGO STATE (01/18/12)
	.500 (8-16)	TCU (01/28/12)
	.500 (12-24)	IDAHO STATE (11/30/11)
REBOUNDS	27	BOISE STATE (03/03/12)
	29	at Wyoming (01/14/12)
	29	vs Air Force (03/08/12)
	7	SAINT LOUIS (12/31/11)
ASSISTS	8	at USC (12/10/11)
	1	at UNLV (03/09/12)
STEALS	2	vs Santa Clara (11/24/11)
	0	IDAHO STATE (11/30/11)
BLOCKED SHOTS	0	UNLV (02/18/12)
TURNOVERS	5	BOISE STATE (03/03/12)
	7	AIR FORCE (02/29/12)
FOULS	11	IDAHO STATE (11/30/11)
	11	UMKC (12/22/11)

Opponent - GAME LOWS

POINTS	38	WYOMING (02/11/12)
	40	NEW ORLEANS (11/11/11)
	41	IDAHO STATE (11/30/11)
	41	at USC (12/10/11)
	42	at Air Force (01/31/12)
FIELD GOALS MADE	14	NEW ORLEANS (11/11/11)
	14	WYOMING (02/11/12)
	14	UNLV (02/18/12)
FIELD GOAL ATTEMPTS	42	TCU (01/28/12)
	43	COLORADO STATE (01/25/12)
FIELD GOAL PERCENTAGE	.255 (14-55)	NEW ORLEANS (11/11/11)
	.259 (14-54)	WYOMING (02/11/12)
3 PT FIELD GOALS MADE	1	at New Mexico State (12/28/11)
	3	NEW MEXICO STATE (11/16/11)
	3	SAINT LOUIS (12/31/11)
	3	COLORADO STATE (01/25/12)
3 PT FG ATTEMPTS	11	at San Diego State (02/15/12)
	11	NEW MEXICO STATE (11/16/11)
	11	at Colorado State (02/21/12)
3 PT FG PERCENTAGE	.071 (1-14)	at New Mexico State (12/28/11)
	.167 (3-18)	SAINT LOUIS (12/31/11)
FREE THROWS MADE	2	IDAHO STATE (11/30/11)
	3	MISSOURI STATE (12/03/11)
	3	at USC (12/10/11)
FREE THROW ATTEMPTS	4	IDAHO STATE (11/30/11)
	5	MISSOURI STATE (12/03/11)
	5	at USC (12/10/11)
FREE THROW PERCENTAGE	.455 (5-11)	at Boise State (02/04/12)
	.500 (2-4)	IDAHO STATE (11/30/11)
	.500 (5-10)	MONTANA STATE (12/20/11)
	.500 (6-12)	NEW ORLEANS (11/11/11)
REBOUNDS	22	at Wyoming (01/14/12)
	22	at Air Force (01/31/12)
	22	vs Air Force (03/08/12)
ASSISTS	5	NEW ORLEANS (11/11/11)
	5	COLORADO STATE (01/25/12)
STEALS	1	at San Diego State (02/15/12)
	2	vs Santa Clara (11/24/11)
	2	MISSOURI STATE (12/03/11)
BLOCKED SHOTS	0	vs Boston College (11/27/11)
	0	MISSOURI STATE (12/03/11)
	0	SAINT LOUIS (12/31/11)
	0	at Colorado State (02/21/12)
	0	AIR FORCE (02/29/12)
TURNOVERS	0	BOISE STATE (03/03/12)
	3	at UNLV (03/09/12)
	6	SAN DIEGO STATE (01/18/12)
FOULS	14	SAN DIEGO STATE (01/18/12)
	14	at San Diego State (02/15/12)

2011-12 LOBO METRICS REPORT

##	Player	Min	AST%	EFG%	TS%	Usg%	DRB%	ORB%	TRB%
04	ADAMS, Chad	265	13.3	.532	.592	16.7	11.5	7.9	9.9
41	BAIRSTOW, Cameron	512	3.9	.444	.515	15.4	13.6	13.5	13.6
05	DUNNING, Dominique	119	11.2	.521	.519	15.3	9.2	6.2	7.8
13	FENTON, Jamal	575	29.8	.584	.602	20.6	6.3	2.6	4.5
32	GORDON, Drew	1043	8.7	.544	.590	23.5	28.8	11.8	20.8
03	GREENWOOD, Hugh	738	20.9	.537	.567	15.2	15.5	2.5	9.4
00	HARDEMAN, A.J.	722	5.1	.487	.493	14.6	9.2	9.1	9.2
23	McDONALD, Phillip	417	10.4	.580	.582	22.8	7.1	7.4	7.2
02	PEREZ, Chris	9	0.0	.333	.420	33.3	0.0	0.0	0.0
21	SNELL, Tony	874	18.7	.587	.622	20.4	10.1	1.6	6.1
40	WALKER, Demetrius	574	21.4	.465	.544	25.7	16.6	1.7	9.6
10	WILLIAMS, Kendall	977	28.0	.513	.585	22.1	9.5	3.0	6.5

Estimated possessions: 2282.6

Team offensive rating (ORtg): 109.0

Team defensive rating (DRtg): 88.4

AST% - An estimate of the pct of teammate field goals assisted while on the floor

EFG% - Effective FG% (adjusts to include additional points from 3FGs)

TS% - True Shooting% (takes into account field goals, 3-point field goals, and free throws)

Usg% - An estimate of the pct of team plays used while on the floor

DRB% - An estimate of the pct of available defensive rebounds grabbed while on the floor

ORB% - An estimate of the pct of available offensive rebounds grabbed while on the floor

TRB% - An estimate of the pct of all available rebounds grabbed while on the floor

ORtg - Offensive rating - points scored per 100 possessions

DRtg - Defensive rating - points allowed per 100 possessions



Davenport 54 • 0-0 Ex.

#	Player		Total		3-Ptr		Rebounds			PF	TP	A	TO	Bk	Stl	Min
			FG-FGA	FG-FGA	FT-FTA	Off	Def	Tot								
11	Humphrey, James	f	0-7	0-1	6-8	2	2	4	0	6	1	0	1	1	23	
42	Davis, DeArmond	f	1-4	0-0	0-1	1	2	3	3	2	1	2	0	3	22	
05	Nelson, James	q	3-7	0-2	0-0	1	0	1	4	6	0	2	0	1	16	
03	Fairfax, Lonnie	g	3-6	0-1	0-0	0	2	2	3	6	4	6	1	1	26	
05	White, Demacious	g	2-5	2-4	0-0	0	0	0	1	6	1	2	0	0	20	
01	Burton, Sam		1-3	0-0	2-4	3	0	3	2	4	2	4	0	2	14	
04	Redmond, Mario		2-5	1-3	0-0	0	0	0	5	5	1	2	0	1	13	
15	Cooper, Brendan		0-0	0-0	0-2	1	0	1	0	0	0	0	0	0	2	
21	Prins, Jon		0-0	0-0	0-0	1	1	2	2	0	1	1	0	0	21	
22	VanderJagt, Gabe		2-4	1-1	0-0	1	0	1	2	5	0	2	0	1	20	
23	Ford, JaVontae		6-17	2-8	0-0	2	3	5	2	14	0	1	0	4	23	
Team						3	3	6								
Totals			20-58	6-20	8-15	15	13	28	24	54	11	22	2	14	200	
FG % 1st Half: 8-29 27.6% 2nd half: 12-29 41.4% Game: 20-58 34.5% Deadball																
3FG % 1st Half: 1-9 11.1% 2nd half: 5-11 45.5% Game: 6-20 30.0% Rebounds																
FT % 1st Half: 5-8 62.5% 2nd half: 3-7 42.9% Game: 8-15 53.3% 2,1																

New Mexico 92 • 0-0 Ex.

#	Player	Total			3-Ptr			Rebounds			PF	TP	A	TO	Bk	Stl	Min
		F	FGA	FG-FGA	FT	FTA	FT-FTA	Off	Def	Tot							
00	HARDEMAN, A.J.	f	1-6	0-0	3-6	2	2	4	2	5	0	0	0	3	20		
32	GORDON, Drew	f	3-7	0-1	6-7	5	5	10	1	12	2	3	1	2	30		
10	WILLIAMS, Kendall	g	2-8	2-3	10-10	1	3	4	3	16	5	7	1	2	26		
13	FENTON, Jamal	g	4-8	2-4	0-0	1	2	3	1	10	0	1	0	1	18		
21	SNELL, Tony	g	5-7	3-3	3-3	1	3	4	0	16	1	1	0	3	18		
02	PEREZ, Chris		0-0	0-0	0-0	0	0	0	1	0	0	1	0	0	2		
03	GREENWOOD, Hugh		1-4	0-3	0-0	0	1	1	3	2	4	1	0	2	20		
05	DUNNING, Dominique		3-4	0-0	0-0	2	1	3	1	6	0	1	0	0	13		
24	ALFORD, Kory		2-4	0-2	0-0	1	4	5	0	4	1	1	0	0	11		
40	WALKER, Demetrius		5-7	1-2	1-2	0	5	5	0	12	2	1	2	1	18		
41	BAIRSTOW, Cameron		2-4	0-0	5-7	6	1	7	2	9	2	2	2	0	24		
Team						3	1	4									
Totals			28-59	8-18	28-35	22	28	50	14	92	17	19	6	14	200		

FG % 1st Half: 11-29	37.9%	2nd half: 17-30	56.7%	Game: 28-59	47.5%	Deadball Rebounds 2
3FG % 1st Half: 3-12	25.0%	2nd half: 5-6	83.3%	Game: 8-18	44.4%	
FT % 1st Half: 16-19	84.2%	2nd half: 12-16	75.0%	Game: 28-35	80.0%	

Officials: David Hall, Bill Gracey, Wilson Holland
Technical fouls: Davenport-None. New Mexico-None.
Attendance: 12978

Score by periods	1st	2nd	Total
Davenport	22	32	54
New Mexico	41	51	92

Last FG - DU 2nd-01:03, NM 2nd-00:46.
Largest lead - DU None, NM by 38 2nd-02:07.

Score tied - 0 times.
Lead changed - 0 times.



New Orleans 40 • 0-1

#	Player	Total			3-Ptr			Rebounds			PF	TP	A	TO	Blk	Stl	Min
		FG-FGA	FG-FGA	FT-FTA	FG-FGA	FG-FGA	FT-FTA	Off	Def	Tot							
10	WERTZ, Antonio	f	1-8	0-1	1-2	1	1	2	0	3	0	1	1	1	1	30	
11	PETERSON, Albert	f	2-9	1-3	0-0	1	1	2	4	5	1	2	3	1	1	19	
32	COOK, Lovell	f	1-4	0-0	1-3	1	2	3	5	3	0	1	0	0	0	14	
00	KNIGHT, Brandon	g	1-4	0-0	0-0	1	0	1	1	2	2	0	0	0	0	25	
02	WILLIAMS, Darrell	g	2-6	1-5	2-2	0	1	1	3	7	0	1	0	2	2	21	
04	NELSON, Larlensee		3-6	1-1	0-1	1	2	3	3	7	0	4	0	0	0	14	
03	VARMALL, Generra		0-3	0-2	2-4	2	2	4	2	2	2	2	0	1	0	16	
05	HOLMES, Antonio		0-2	0-1	0-0	0	1	1	0	0	0	1	0	0	0	7	
12	BANCHY, Max		0-2	0-2	0-0	1	1	2	3	0	0	1	0	0	0	11	
14	COSTANZA, Chris		0-0	0-0	0-0	0	1	1	2	0	0	0	0	0	0	9	
15	HARMON, Lenny		4-7	3-6	0-0	0	2	2	1	11	0	0	0	0	1	14	
22	BARNES, Colby		0-0	0-0	0-0	0	0	0	1	0	0	0	0	0	0	6	
23	CANADY, BRANDON		0-3	0-3	0-0	0	1	1	2	0	0	1	0	0	0	10	
25	JAMES, Benjamin		0-1	0-0	0-0	0	0	0	0	0	0	1	0	0	0	3	
45	TAYLOR, Nathan		0-0	0-0	0-0	0	0	0	1	0	0	1	0	0	0	1	
Team						2	0	2									
Totals			14-55	6-24	6-12	10	15	25	28	40	5	17	4	6	200		
FG % 1st Half: 5-26 19.2% 2nd half: 9-29 31.0% Game: 14-55 25.5%																	
3FG % 1st Half: 2-13 15.4% 2nd half: 4-11 36.4% Game: 6-24 25.0%																	
FT % 1st Half: 3-5 60.0% 2nd half: 3-7 42.9% Game: 6-12 50.0%																	
																Deadball Rebounds 3	

New Mexico 92 • 1-0

#	Player	Total			3-Ptr			Rebounds			PF	TP	A	TO	Bk	Stl	Min
		FG-FGA	FG-FGA	FT-FTA	FG-FGA	FG-FGA	FT-FTA	Off	Def	Tot							
00	HARDEMAN, A.J.	f	3-3	0-0	7-8	3	4	7	3	13	1	4	0	1	18		
32	GORDON, Drew	f	6-9	0-0	2-3	2	11	13	0	14	0	0	2	0	26		
10	WILLIAMS, Kendall	g	4-7	0-1	4-9	0	0	0	0	12	7	2	3	3	23		
13	FENTON, Jamal	g	1-4	1-3	0-0	0	1	1	1	3	2	3	0	2	17		
21	SNELL, Tony	g	4-8	0-3	1-2	0	5	5	2	9	3	1	0	1	23		
02	PEREZ, Chris		0-1	0-1	0-0	0	0	0	0	0	0	0	0	0	1		
03	GREENWOOD, Hugh		2-5	0-2	0-0	2	2	4	2	4	6	1	1	2	18		
05	DUNNING, Dominique		0-1	0-0	0-0	0	2	2	4	0	0	2	0	0	12		
23	MCDONALD, Phillip		4-5	4-4	0-0	0	0	0	0	12	3	0	0	0	21		
40	WALKER, Demetrius		4-5	1-2	3-4	0	4	4	3	12	3	1	0	0	19		
41	BAIRSTOW, Cameron		5-8	0-0	3-8	4	4	8	2	13	1	0	0	1	22		
Team						5	1	6									
Totals			33-56	6-16	20-34	16	34	50	17	92	26	14	3	10	200		

FG % 1st Half: 18-26 69.2%
3FG % 1st Half: 5-10 50.0%
FT % 1st Half: 11-17 64.7%

2nd half: 15-30 50.0%
2nd half: 1-6 16.7%
2nd half: 9-17 52.9%

Game: 33-56 58.9%
Game: 6-16 37.5%
Game: 20-34 58.8%

Deadball Rebounds
6

Officials: Mike Littlewood, Shawn Lehigh, Hal Lusk
Technical fouls: New Orleans-None. New Mexico-None.
Attendance: 14011

Score by periods	1st	2nd	Total
New Orleans	15	25	40
New Mexico	52	40	92

Last FG - UNO 2nd-01:59, NM 2nd-02:53.
Largest lead - UNO None, NM by 55 2nd-02:53.

Score tied - 0 times.
Lead changed - 0 times.




Western New Mexico 68 • 0-2 Ex.

#	Player		Total		3-Ptr		Rebounds			PF	TP	A	TO	Bk	Stl	Min
			FG-FGA	FG-FGA	FT-FTA	Off	Def	Tot								
22	Carter, Chad	f	9-16	3-6	0-1	1	4	5	4	21	2	3	0	1	30	
30	Luttrell, Lucio	f	1-4	1-2	2-2	1	3	4	4	5	0	0	0	1	18	
44	Littleton, Daryl	f	0-4	0-0	0-2	4	0	4	3	0	0	1	0	0	9	
10	Suarez, Juan	g	0-3	0-3	2-2	0	2	2	3	2	6	6	0	0	28	
12	Riley, TJ	g	3-13	0-4	2-3	3	1	4	3	8	5	2	0	1	31	
05	Estavillo, Edward		1-4	1-4	0-0	0	0	0	0	3	0	0	0	0	5	
14	Branch, Merle		2-4	0-0	0-0	1	3	4	1	4	3	3	0	1	23	
23	Crane, Ryan		5-6	5-6	0-0	0	0	0	1	15	3	1	0	3	21	
33	Berry, Brelan		3-8	0-0	0-0	1	3	4	2	6	0	0	0	1	28	
42	Duis, Everett		1-4	0-0	2-4	3	0	3	3	4	0	1	0	0	7	
Team						4	1	5								
Totals				25-66	10-25	8-14	18	17	35	24	68	19	17	0	8	200
FG % 1st Half: 12-30 40.0%			2nd half: 13-36 36.1%	Game: 25-66 37.9%												
3FG % 1st Half: 4-12 33.3%			2nd half: 6-13 46.2%	Game: 10-25 40.0%												
FT % 1st Half: 6-7 85.7%			2nd half: 2-7 28.6%	Game: 8-14 57.1%												
Deadball Rebounds 2,2																

New Mexico 99 • 2-0 Ex.

#	Player		Total		3-Ptr		Rebounds			PF	TP	A	TO	Bk	Stl	Min
			FG-FGA	FT-FTA	FG-FGA	FT-FTA	Off	Def	Tot							
32	GORDON, Drew	f	8-12	0-1	4-5	4	4	8	2	20	0	3	1	1	21	
41	BAIRSTOW, Cameron	f	1-1	0-0	6-6	2	4	6	4	8	0	2	2	2	22	
10	WILLIAMS, Kendall	g	3-8	2-5	9-10	1	2	3	2	17	1	1	0	1	25	
13	FENTON, Jamal	g	2-5	0-2	0-0	0	1	1	0	4	4	2	0	1	18	
21	SNELL, Tony	g	7-11	4-8	2-2	2	1	2	3	20	4	0	3	0	24	
02	PEREZ, Chris		1-1	1-1	0-0	0	0	0	0	3	0	0	0	0	2	
03	GREENWOOD, Hugh		2-4	0-2	0-0	1	5	6	3	4	6	0	0	1	21	
05	DUNNING, Dominique		1-1	0-0	0-0	0	1	1	3	2	0	0	0	0	13	
23	McDONALD, Phillip		3-9	2-6	3-3	1	0	1	1	11	1	0	0	2	19	
24	ALFORD, Kory		0-2	0-1	0-0	0	0	0	1	0	1	0	0	0	14	
40	WALKER, Demetrius		3-7	1-3	3-4	1	7	8	4	10	4	4	1	2	21	
	Team					2	1	3								
Totals			31-61	10-29	27-30	31	27	40	21	99	21	12	7	10	200	
FG % 1st Half: 17-34 50.0%			2nd half: 14-27 51.9%			Game: 31-61 50.8%						Deadball				
3FG % 1st Half: 7-17 41.2%			2nd half: 3-12 25.0%			Game: 10-29 34.5%						Rebounds				
FT % 1st Half: 16-18 88.9%			2nd half: 11-12 91.7%			Game: 20-30 90.0%						1				



New Mexico 76 • 2-1

		Total	3-Ptr		Rebounds											
#	Player	FG	FGA	FT	FTA	Off	Def	Tot	PF	TP	A	TO	Blk	Stl	Min	
00	HARDEMAN, A.J.	f	2-2	0-0	0-0	1	3	4	4	4	0	1	0	1	18	
41	BAIRSTOW, Cameron	f	3-4	0-0	4-6	1	1	2	4	10	0	2	1	0	18	
03	GREENWOOD, Hugh	q	2-10	2-7	0-0	0	1	1	3	6	5	0	0	0	28	
21	SNELL, Tony	g	4-7	2-5	2-2	1	0	1	1	12	5	3	0	0	32	
23	MCDONALD, Phillip	g	3-6	1-3	0-0	2	0	2	2	7	0	1	0	0	12	
04	ADAMS, Chad		0-0	0-0	0-0	0	0	0	0	0	0	0	0	0	1	
05	DUNNING, Dominique		0-0	0-0	0-0	0	0	0	0	0	0	1	0	0	1	
10	WILLIAMS, Kendall		4-7	2-4	6-9	3	4	7	3	16	7	3	0	0	2	31
13	FENTON, Jamal		0-1	0-1	1-2	0	1	1	2	1	0	1	0	2	9	
32	GORDON, Drew		5-8	0-0	3-4	0	9	9	3	13	0	4	4	1	1	32
40	WALKER, Demetrius		2-5	2-3	1-2	0	1	1	1	7	3	1	0	1	1	18
Team						0	3	3								
Totals			25-50	9-23	17-25	8	23	31	23	76	20	17	2	7	200	

FG % 1st Half: 13-29 44.8% 2nd half: 12-21 57.1% Game: 25-50 50.0%
 3FG % 1st Half: 4-11 36.4% 2nd half: 5-12 41.7% Game: 9-23 39.1%
 FT % 1st Half: 11-15 73.3% 2nd half: 6-10 60.0% Game: 17-25 68.0%

Arizona State 71 • 1-2

		Total			3-Ptr			Rebounds			PF	TP	A	TO	Blk	Stl	Min.	
#	Player	FG	FGA	FT	FGA	FTA	Off	Def	Tot									
00	Felix, Carrick	f	5-8	3-4	7-8		3	4	7	3	20	1	0	0	2	39		
05	Cain, Kyle	f	3-8	0-0	2-2		3	2	5	3	8	1	2	0	0	21		
02	Colvin, Chris	g	3-11	1-2	2-4		0	1	1	2	9	3	6	0	2	27		
21	King, Keala	g	5-11	1-4	2-3		1	6	7	4	13	4	4	0	3	36		
24	Lockett, Trent	g	3-8	1-3	4-5		1	3	4	3	11	1	4	1	2	38		
13	Bachynski, Jordan		2-2	0-0	1-3		0	1	1	3	5	0	2	0	0	10		
18	Creekmur, Chanse		2-3	1-1	0-0		1	1	2	2	5	0	0	0	0	21		
23	Pateev, Ruslan		0-0	0-0	0-0		0	3	3	3	0	0	1	0	0	8		
Team							1	2	3									
Totals			23-51		7-14		18-25		10	23	33	23	71	10	19	1	9	200

FG % 1st Half: 11-23 47.8% 2nd half: 12-28 42.9% Game: 23-51 45.1%
 3FG % 1st Half: 4-7 57.1% 2nd half: 3-7 42.9% Game: 7-14 50.0%
 FT % 1st Half: 12-13 92.3% 2nd half: 6-12 50.0% Game: 18-25 72.0%

Officials: Mike Littlewood, Chris Rastatter, Jimmy Casas
 Technical fouls: New Mexico-None. Arizona State-None.
 Attendance: 5046
 ASU's next game is vs. Fairfield on Thanksgiving at 9:30 p.m. ET in Orlando.

Score by periods	1st	2nd	Total
New Mexico	41	35	76
Arizona State	38	33	71

Last FG - NM 2nd-01:10, ASU 2nd-00:55.
 Largest lead - NM by 8 2nd-03:30, ASU by 3 1st-05:15.

Score tied - 14 times.
 Lead changed - 14 times.

New Mexico 76 • 2-2

		Total			3-Ptr		Rebounds											
#	Player	FG	FGA	FT	FTA	Off	Def	Tot	PF	TP	A	TO	Blk	Stl	Min			
00	Hardean, A.J.	f	0-3	0-0	0-0	1	0	1	5	0	0	3	2	0	20			
32	Gordon, Drew	f	2-8	0-0	7-8	3	7	10	4	11	0	1	2	0	38			
03	Greenwood, Hugh	g	4-7	2-5	4-4	2	1	3	4	14	3	0	0	0	33			
10	Williams, Kendall	g	0-4	0-2	6-6	0	1	1	1	6	3	0	0	1	35			
21	Snell, Tony	g	6-11	4-7	2-2	2	2	4	5	18	0	5	0	1	32			
04	Adams, Chad	g	1-4	0-0	3-3	0	3	3	0	5	2	0	0	0	13			
13	Fenton, Jamal	g	2-2	1-1	4-4	0	0	0	1	9	1	1	0	0	16			
23	McDonald, Phillip	g	1-5	1-3	2-2	2	0	2	1	5	1	0	0	0	16			
40	Walker, Demetrius	g	2-5	1-3	3-4	0	2	2	5	8	2	1	0	0	17			
41	Bairstow, Cameron	g	0-1	0-0	0-0	1	1	2	2	0	0	0	0	0	5			
Team						3	3	6										
Totals			18-50		9-21		31-33		14	20	34	28	76	12	11	4	2	225

FG % 1st Half: 9-28 32.1% 2nd half: 8-17 47.1% OT: 1-5 20.0% Game: 18-50 36.0%
 3FG % 1st Half: 3-8 37.5% 2nd half: 5-10 50.0% OT: 1-3 33.3% Game: 9-21 42.9%
 FT % 1st Half: 5-6 83.3% 2nd half: 20-21 95.2% OT: 6-6 100.0% Game: 31-33 93.9%

Santa Clara 79 • 4-1

		Total			3-Ptr		Rebounds											
#	Player		FG	FGA	FT	FTA	Off	Def	Tot	PF	TP	A	TO	Blk	Stl	Min		
25	McArthur, John	f	1-1	0-0	0-0		0	2	2	5	2	0	1	0	0	14		
31	Harrison, Niyi	f	6-8	0-0	7-10		4	3	7	2	19	0	3	1	0	44		
42	Cowels III, Raymond	f	1-5	1-4	2-2		1	0	1	3	5	1	0	0	1	35		
00	Roquemore, Evan	g	6-10	4-7	8-8		1	3	4	1	24	5	5	0	0	43		
21	Foster, Kevin	g	6-20	5-12	9-13		2	2	4	3	26	4	5	0	1	41		
03	Clark, Brandon		1-2	1-2	0-0		0	2	2	3	3	1	0	0	0	19		
20	Johnson, Denzel		0-0	0-0	0-0		0	0	0	0	0	0	0	0	0	7		
35	Garrett, Robert		0-0	0-0	0-0		0	0	0	0	0	0	0	0	0	2		
44	Atanga, Yannick		0-2	0-0	0-1		1	2	3	3	0	0	0	0	0	20		
Team							2	4	6									
Totals			21-48	11-25	26-34		11	18	29	20	79	11	14	1	2	225		

FG % 1st Half: 12-22 54.5% 2nd half: 7-22 31.8% OT: 2-4 50.0% Game: 21-48 43.8%
 3FG % 1st Half: 7-11 63.6% 2nd half: 3-11 27.3% OT: 1-3 33.3% Game: 11-25 44.0%
 FT % 1st Half: 4-6 66.7% 2nd half: 15-20 75.0% OT: 7-8 87.5% Game: 26-34 76.5%

Officials: Rick Randall, Brent Dugas, Deron White
 Technical fouls: New Mexico-None. Santa Clara-None.

Attendance: 2011 76 Classic Game 3
 *Santa Clara #31 changed uniforms to #22 due to blood on uniform.

Score by periods	1st	2nd	OT	Total
New Mexico	26	41	9	76
Santa Clara	35	32	12	79

Last FG - NMU OT-04:32, SCU OT-02:37.
 Largest lead - NMU by 2 1st-19:14, SCU by 14 1st-13:23.

Score tied - 6 times.
 Lead changed - 5 times.



New Mexico 72 • 3-2

#	Player		Total			3-Ptr			Rebounds			PF	TP	A	TO	Blk	Stl	Min
			FG	FGA	FT	FGA	FTA	Off	Def	Tot								
00	HARDEMAN, A.J.	f	3-6	0-0	0-3	2	2	4	4	6	1	2	1	0	1	18		
32	GORDON, Drew	f	2-4	0-0	4-4	2	2	4	4	8	1	2	0	0	2	23		
03	GREENWOOD, Hugh	g	1-4	1-3	0-0	0	2	2	3	3	5	0	0	2	26			
10	WILLIAMS, Kendall	g	4-11	2-4	7-8	2	5	7	2	17	4	4	0	0	34			
21	SNELL, Tony	g	8-12	4-8	1-2	0	5	5	1	21	1	1	1	0	38			
04	ADAMS, Chad	g	4-8	1-1	2-2	1	2	3	4	11	2	2	1	0	20			
05	DUNNING, Dominique	g	1-2	0-0	1-1	0	0	0	0	3	0	0	0	1	7			
13	FENTON, Jamal	g	0-3	0-0	0-0	0	1	1	1	0	2	1	0	3	14			
23	MCDONALD, Phillip	g	0-0	0-0	0-0	0	0	0	1	0	0	0	1	0	2			
40	WALKER, Demetrius	g	1-5	1-3	0-0	1	3	4	2	3	3	3	0	0	18			
Team						1	2	3										
Totals			24-55	9-19	15-20	9	24	33	22	72	19	15	4	8	200			

FG % 1st Half: 13-33 39.4% 2nd half: 11-22 50.0% Game: 24-55 43.6%
 3FG % 1st Half: 6-12 50.0% 2nd half: 3-7 42.9% Game: 9-19 47.4%
 FT % 1st Half: 4-5 80.0% 2nd half: 11-15 73.3% Game: 15-20 75.0%

Washington State 62 • 2-3

		Total			3-Ptr			Rebounds									
#	Player	FG	FGA	FT	FTA	Off	Def	Tot	PF	TP	A	TO	Blk	Stl	Min		
12	Motum, Brock	f	3-7	0-1	4-5	1	7	8	1	10	0	2	0	1	30		
40	Enquist, Charlie	f	1-1	0-0	1-2	1	3	4	2	3	0	3	0	0	17		
00	Capers, Marcus	g	0-1	0-0	0-0	0	3	3	4	0	0	1	1	0	22		
01	Moore, Reggie	g	3-12	2-6	1-3	0	4	4	1	9	8	3	0	1	38		
11	Aden, Faisal	g	10-16	3-6	2-2	2	2	4	4	25	3	4	0	1	29		
02	Ladd, Mike		0-0	0-0	0-2	0	1	1	0	0	0	0	0	0	5		
03	Lacy, DaVonte		2-6	0-3	3-4	0	0	0	2	7	1	1	0	0	24		
05	DiIorio, D.J.		1-1	0-0	0-0	0	0	0	0	2	0	0	0	0	2		
23	Shelton, D.J.		2-3	0-0	2-4	2	3	5	3	6	0	2	0	0	16		
34	Kernich-Drew, Dexter		0-1	0-1	0-0	1	1	2	0	0	1	2	0	1	8		
44	Simon, Patrick		0-2	0-1	0-0	0	0	0	0	0	0	0	0	1	9		
	Team					1	1	2									
Totals			22-50	5-18	13-22	8	25	33	17	62	13	18	1	5	200		



Idaho State 41 • 1-5

#	Player	Total		3-Ptr		Rebounds		PF	TP	A	TO	Blk	Stl	Min
		FG-FGA	FT-FTA	FG-FGA	FT-FTA	Off	Def							
32	MOREIRA, Abner	f	2-8	0-0	0-0	4	5	9	3	4	0	3	1	36
40	KOSTUR, Dejan	f	1-2	0-1	0-0	1	2	3	4	2	0	0	2	17
02	GRABAU, Chase	g	1-4	0-1	0-0	1	1	2	3	2	4	3	1	28
03	MORGAN, Melvin	g	8-19	7-12	0-0	0	1	1	0	23	1	7	0	37
15	HATCHETT, Andre'	g	0-3	0-1	1-2	0	2	2	2	1	0	0	0	19
01	GLANZ, Brandon		0-0	0-0	0-0	0	0	0	0	0	0	0	0	1
05	BALDWIN, Sherrod		1-2	0-0	0-0	1	0	1	1	2	1	1	0	9
11	MASON, Nick		0-1	0-1	0-0	0	0	0	0	0	0	0	0	6
11	MCGOWEN, Kenny		1-6	0-1	0-0	0	1	1	3	2	0	2	0	16
12	BANIPAL, Vishal		0-1	0-1	0-0	0	1	1	0	0	0	0	0	6
33	SWANSON, Garrett		2-8	0-4	1-2	1	4	5	4	5	0	0	0	25
Team						1	2	3			1			
Totals			16-54	7-22	2-4	9	19	28	20	41	6	17	4	200
FG % 1st Half: 9-24		37.5%	2nd half: 7-30		23.3%	Game: 16-54		29.6%	Deadboll					
3FG % 1st Half: 3-10		30.0%	2nd half: 4-12		33.3%	Game: 7-22		31.8%	Rebounds					
FT % 1st Half: 1-2		50.0%	2nd half: 1-2		50.0%	Game: 2-4		50.0%	2,1					

New Mexico 65 • 5-2

#	Player	Total		3-Ptr		Rebounds		PF	TP	A	TO	Blk	Stl	Min
		FG-FGA	FT-FTA	FG-FGA	FT-FTA	Off	Def							
00	HARDEMAN, A.J.	f	3-5	0-0	3-4	1	4	5	2	9	1	0	0	24
21	SNELL, Tony	f	1-5	0-3	3-3	0	1	1	0	5	1	4	0	20
32	GORDON, Drew	f	4-8	0-0	0-4	5	8	13	2	8	1	1	0	1
03	GREENWOOD, Hugh	g	3-6	1-4	0-0	0	3	3	4	7	1	2	0	29
10	WILLIAMS, Kendall	g	2-7	0-3	3-5	1	3	4	1	7	6	4	0	1
04	ADAMS, Chad		1-3	0-0	0-0	1	1	2	0	2	1	0	0	8
05	DUNNING, Dominique		0-0	0-0	0-0	0	1	1	0	0	0	0	0	5
13	FENTON, Jamal		3-7	2-6	0-2	1	1	2	1	8	1	2	0	18
23	MCDONALD, Phillip		2-6	2-4	0-0	1	3	4	1	6	0	0	0	13
40	WALKER, Demetrius		3-7	0-3	3-6	1	1	2	0	9	1	0	0	16
41	BAIRSTOW, Cameron		2-4	0-0	0-0	3	2	5	0	4	1	2	0	19
Team						8	1	9						
Totals			24-58	5-23	12-24	22	29	51	11	65	14	15	0	111
FG % 1st Half: 12-28		42.9%	2nd half: 12-30		40.0%	Game: 24-58		41.4%	Deadboll					
3FG % 1st Half: 3-12		25.0%	2nd half: 2-11		18.2%	Game: 5-23		21.7%	Rebounds					
FT % 1st Half: 8-12		66.7%	2nd half: 4-12		33.3%	Game: 12-24		50.0%	4					

Officials: Shawn Lehig, Kevin Brill, Darron George
Technical fouls: Idaho State-None. New Mexico-None.
Attendance: 13142

Score by periods	1st	2nd	Total
Idaho State	22	19	41
New Mexico	35	30	65

Last FG - ISU 2nd-01:45, NM 2nd-01:15.
Largest lead - ISU by 3 1st-17:29, NM by 24 2nd-00:24.

Score tied - 2 times.
Lead changed - 3 times.



New Mexico 44 • 7-2

#	Player	Total		3-Ptr		Rebounds		PF	TP	A	TO	Blk	Stl	Min
		FG-FGA	FT-FTA	FG-FGA	FT-FTA	Off	Def							
00	HARDEMAN, A.J.	f	0-4	0-0	4-6	2	5	7	2	4	1	1	0	26
32	GORDON, Drew	f	5-10	0-0	3-4	2	11	13	1	13	0	4	0	37
03	GREENWOOD, Hugh	g	0-3	0-3	0-0	1	1	2	2	0	5	3	1	26
10	WILLIAMS, Kendall	g	2-6	1-3	2-3	0	2	2	3	7	1	4	0	1
21	SNELL, Tony	g	3-8	2-6	2-2	1	1	2	1	10	0	1	0	29
13	FENTON, Jamal		0-0	0-0	0-0	0	0	0	1	0	1	2	0	14
23	MCDONALD, Phillip		0-2	0-2	0-0	0	1	1	1	0	0	2	0	7
40	WALKER, Demetrius		2-5	0-1	3-3	0	0	0	0	7	0	2	0	16
41	BAIRSTOW, Cameron		1-1	0-0	1-2	2	2	4	1	3	0	5	0	17
Team						4	1	5						
Totals			13-39	3-15	15-20	12	24	36	12	44	8	24	1	92
FG % 1st Half: 9-23		39.1%	2nd half: 4-16		25.0%	Game: 13-39		33.3%	Deadboll					
3FG % 1st Half: 1-6		16.7%	2nd half: 2-9		22.2%	Game: 3-15		20.0%	Rebounds					
FT % 1st Half: 4-7		57.1%	2nd half: 11-13		84.6%	Game: 15-20		75.0%	4					

USC 41 • 4-6

#	Player	Total		3-Ptr		Rebounds		PF	TP	A	TO	Blk	Stl	Min
		FG-FGA	FT-FTA	FG-FGA	FT-FTA	Off	Def							
14	Dedmon, Dewayne	f	3-5	0-0	1-1	3	2	5	7	1	3	2	1	25
21	Fuller, Aaron	f	3-11	0-0	0-0	3	2	5	2	6	0	0	1	36
03	Moore, Alexis	g	2-8	1-4	0-0	0	2	2	3	5	0	1	0	29
10	Jones, Maurice	g	7-18	3-7	2-4	2	3	5	0	19	1	3	0	40
25	Wesley, Byron	g	1-4	0-0	0-0	0	2	2	1	2	2	4	0	1
02	Allen, Greg		0-0	0-0	0-0	0	0	0	1	0	3	1	0	9
20	Strangis, Eric		0-0	0-0	0-0	0	0	0	1	0	0	0	0	2
22	Smith, Evan		0-3	0-3	0-0	0	0	0	0	2	0	1	0	14
31	Blasczyk, James		0-1	0-0	0-0	0	1	1	2	0	0	1	0	8
33	Jackson, Garrett		1-1	0-0	0-0	0	2	2	3	2	0	1	0	11
Team						1	0	1						
Totals			17-51	4-14	3-5	9	14	23	20	41	7	15	3	82
FG % 1st Half: 7-25		28.0%	2nd half: 10-26		38.5%	Game: 17-51		33.3%	Deadboll					
3FG % 1st Half: 1-6		16.7%	2nd half: 3-8		37.5%	Game: 4-14		28.6%	Rebounds					
FT % 1st Half: 0-0		0.0%	2nd half: 3-5		60.0%	Game: 3-5		60.0%	3,1					

Officials: Tony Padilla, Jim Giron, Jimmy Casas
Technical fouls: New Mexico-None. USC-None.
Attendance: 3863

Score by periods	1st	2nd	Total
New Mexico	23	21	44
USC	15	26	41

Last FG - NM 2nd-14:16, USC 2nd-01:51.
Largest lead - NM by 13 1st-01:26, USC by 1 1st-18:12.

Score tied - 2 times.
Lead changed - 6 times.



Missouri State 60 • 4-2

#	Player	Total		3-Ptr		Rebounds		PF	TP	A	TO	Blk	Stl	Min
		FG-FGA	FT-FTA	FG-FGA	FT-FTA	Off	Def							
34	Kyle Weems	f	4-16	1-9	2-2	1	4	5	4	11	1	2	0	27
21	Caleb Patterson	c	4-11	1-5	0-0	0	0	0	5	9	0	1	0	23
05	Isaiah Rhine	c	0-0	0-0	0-0	2	1	3	4	0	0	2	0	11
30	Nathan Scheer	g	3-5	2-3	0-0	0	4	4	1	8	2	2	0	29
55	Michael Bizoukas	g	0-0	0-0	0-0	1	3	4	1	0	2	4	0	20
00	Anthony Downing		5-12	0-4	0-0	0	2	2	2	10	7	0	0	33
01	Keith Pickens		0-0	0-0	0-0	0	1	1	0	0	0	0	0	5
05	Jarmar Gulley		8-9	0-0	1-3	2	6	8	5	17	0	0	0	18
33	Corey Copeland		1-6	1-4	0-0	0	0	0	1	3	1	0	0	18
35	Corbin Thomas		0-1	0-0	0-0	1	1	2	1	0	1	0	0	9
42	Christian Kirk		1-2	0-0	0-0	0	1	1	0	2	1	0	0	7
Team						0	4	4						
Totals			26-62	5-25	3-5	7	27	34	24	60	14	12	0	220
FG % 1st Half: 10-25		40.0%	2nd half: 16-37		43.2%	Game: 26-62		41.9%	Deadboll					
3FG % 1st Half: 3-10		30.0%	2nd half: 2-15		13.3%	Game: 5-25		20.0%	Rebounds					
FT % 1st Half: 0-0		0.0%	2nd half: 3-5		60.0%	Game: 3-5		60.0%	1					

New Mexico 76 • 6-2

GM #11: NEW MEXICO 91, MONTANA STATE 46 **TUES., DEC. 20, 2011 * ALBUQUERQUE, N.M. * 13,462**

Montana State 46 • 5-6

#	Player	Total		3-Ptr		Rebounds		PF	TP	A	TO	Blk	Stl	Min
		FG-FGA	FT-FTA	FG-FGA	FT-FTA	Off	Def							
21	ALLOU, Jourdain	f	1-3	0-0	0-0	4	0	4	1	2	0	2	0	17
15	FALL, Mohammed	c	0-4	0-0	0-0	3	1	4	4	0	1	0	0	20
01	STEWART, Jamie	g	4-6	0-0	0-0	0	2	2	8	0	5	0	1	24
04	SINGLETON, Rod	g	0-3	0-2	0-0	0	3	3	1	4	0	3	0	24
23	BLOUNT, Xavier	g	1-10	0-4	1-4	1	0	1	0	3	1	1	0	22
03	DISON, Michael		1-4	0-2	0-0	0	1	1	3	2	4	3	0	17
20	REID, Shawn		1-6	1-4	0-0	0	5	5	1	3	0	1	0	16
32	JOHNSON, Tre		6-13	0-0	4-6	2	4	6	2	16	1	4	2	28
24	DAVIS, Steven		0-1	0-0	0-0	0	0	0	0	0	0	0	0	2
33	MOON, Christian		4-7	4-7	0-0	0	2	2	3	12	1	2	0	18
40	BUDINICH, Jeff		0-2	0-2	0-0	0	0	0	2	0	0	1	0	9
50	BRUNWELL, Blake		0-1	0-0	0-0	0	0	0	0	0	0	0	0	3
Team						4	1	5						
Totals			18-60	5-21	5-10	14	19	33	19	46	12	21	3	5 200

FG % 1st Half: 6-28 21.4% 2nd half: 12-32 37.5% Game: 18-60 30.0%
 3FG % 1st Half: 2-9 22.2% 2nd half: 3-12 25.0% Game: 5-21 23.8%
 FT % 1st Half: 2-4 50.0% 2nd half: 3-6 50.0% Game: 5-10 50.0%

Deadball
Rebounds
4

New Mexico 91 • 9-2

#	Player	Total		3-Ptr		Rebounds		PF	TP	A	TO	Blk	Stl	Min
		FG-FGA	FT-FTA	FG-FGA	FT-FTA	Off	Def							
00	HARDEMAN, A.J.	f	1-2	0-0	1-2	1	1	2	2	3	0	1	2	19
32	GORDON, Drew	f	5-9	0-0	0-0	2	12	14	1	10	2	2	1	23
03	GREENWOOD, Hugh	g	2-4	1-2	0-0	1	2	3	2	5	4	1	0	20
10	WILLIAMS, Kendall	g	2-5	0-2	4-5	1	0	1	1	8	7	3	0	24
21	SNELL, Tony	g	8-11	6-8	2-2	0	1	1	0	24	2	0	0	26
02	PEREZ, Chris		1-1	0-0	0-0	0	0	0	0	2	0	0	0	1
04	ADAMS, Chad		3-4	2-2	3-4	1	0	1	3	11	2	1	0	15
05	DUNNING, Dominique		3-5	0-1	0-0	1	0	1	0	6	1	1	0	13
13	FENTON, Jamal		5-7	1-3	0-0	0	3	3	1	11	4	2	0	19
40	WALKER, Demetrius		2-5	1-4	2-2	0	3	3	2	7	2	1	0	17
41	BAIRSTOW, Cameron		2-8	0-0	0-0	3	6	9	1	4	0	0	0	23
Team						0	1	1						
Totals			34-61	11-22	12-15	10	29	39	13	91	24	12	3	15 200

FG % 1st Half: 19-29 65.5% 2nd half: 15-32 46.9% Game: 34-61 55.7%
 3FG % 1st Half: 9-12 75.0% 2nd half: 2-10 20.0% Game: 11-22 50.0%
 FT % 1st Half: 6-7 85.7% 2nd half: 6-8 75.0% Game: 12-15 80.0%

Deadball
Rebounds
1

Officials: Mark Whitehead, Michael Irving, Chris Rastatter
 Technical fouls: Montana State-None. New Mexico-GREENWOOD, Hugh.
 Attendance: 13462

Score by periods	1st	2nd	Total
Montana State	16	30	46
New Mexico	53	38	91

GM #12: NEW MEXICO 87, UMKC 62 **THURS., DEC. 22, 2011 * ALBUQUERQUE, N.M. * 13,419**

UMKC 62 • 7-7

#	Player	Total		3-Ptr		Rebounds		PF	TP	A	TO	Blk	Stl	Min
		FG-FGA	FT-FTA	FG-FGA	FT-FTA	Off	Def							
13	STATON, Thomas	f	2-6	0-2	0-0	0	5	5	0	4	2	3	0	24
23	HALL, Trinity	f	3-6	0-1	0-0	2	1	3	4	6	1	2	0	18
44	KORVER, Kirk	c	2-5	2-5	1-2	3	0	3	3	7	2	1	0	27
00	ROGERS, Nate	g	4-9	1-5	2-3	1	3	4	0	11	1	3	0	19
10	CHAMBERLAIN, Reggie	g	4-13	3-8	1-2	0	1	1	5	12	1	3	0	25
01	GHOSTON, Michael		2-6	1-5	0-0	1	0	1	0	5	0	3	0	24
11	TYLER, Estan		4-8	1-2	0-0	1	1	2	2	9	3	3	0	25
20	MASON, Trevor		0-1	0-0	0-0	0	0	0	0	0	0	0	0	2
21	CHATMON, Fred		4-6	0-1	0-0	3	3	6	2	8	0	2	1	21
30	DIBBLE, Dustin		0-2	0-2	0-0	1	4	5	4	0	0	0	0	15
Team						4	0	4						
Totals			25-62	8-31	4-7	16	18	34	20	62	10	24	1	8 200

FG % 1st Half: 10-29 34.5% 2nd half: 15-33 45.5% Game: 25-62 40.3%
 3FG % 1st Half: 4-13 30.8% 2nd half: 4-18 22.2% Game: 8-31 25.8%
 FT % 1st Half: 0-0 0.0% 2nd half: 4-7 57.1% Game: 4-7 57.1%

Deadball
Rebounds
2,1

New Mexico 87 • 10-2

#	Player	Total		3-Ptr		Rebounds		PF	TP	A	TO	Blk	Stl	Min
		FG-FGA	FT-FTA	FG-FGA	FT-FTA	Off	Def							
00	HARDEMAN, A.J.	f	1-5	0-0	0-0	3	2	5	0	2	0	2	1	0 21
32	GORDON, Drew	f	6-9	0-0	6-7	1	5	6	1	18	1	3	3	2 28
03	GREENWOOD, Hugh	g	1-1	1-1	4-5	0	4	4	1	7	2	1	1	1 20
21	SNELL, Tony	g	5-11	1-5	1-2	0	2	2	2	12	3	3	0	2 28
40	WALKER, Demetrius	g	0-5	0-3	6-6	0	2	2	2	6	7	2	0	0 22
02	PEREZ, Chris		0-1	0-0	0-0	0	0	0	0	0	0	1	0	0 1
04	ADAMS, Chad		1-2	0-0	0-0	1	3	4	0	2	2	0	0	1 18
05	DUNNING, Dominique		2-3	0-0	0-2	0	1	1	1	4	0	0	0	0 11
13	FENTON, Jamal		7-8	1-2	1-1	2	0	2	1	16	8	0	0	1 19
23	McDONALD, Phillip		7-11	4-6	0-0	1	1	2	1	18	1	1	0	0 19
41	BAIRSTOW, Cameron		1-2	0-0	0-2	4	0	4	2	2	0	1	1	1 13
Team						0	2	2						
Totals			31-58	7-17	18-25	12	22	34	11	87	24	14	6	8 200

FG % 1st Half: 14-31 45.2% 2nd half: 17-27 63.0% Game: 31-58 53.4%
 3FG % 1st Half: 5-10 50.0% 2nd half: 2-7 28.6% Game: 7-17 41.2%
 FT % 1st Half: 7-12 58.3% 2nd half: 11-13 84.6% Game: 18-25 72.0%

Officials: Rick Hartzell, Larry Spaulding, Ronnie Hernandez
 Technical fouls: UMKC-None. New Mexico-None.
 Attendance: 13419

Score by periods	1st	2nd	Total
UMKC	24	38	62
New Mexico	40	47	87

Points	In	Off	2nd	Fast
UMKC	30	12	7	11
NM	42	25	8	12

Last FG - MKC 2nd-00:00, NM 2nd-00:49.
 Largest lead - MKC by 1 1st-14:59, NM by 28 2nd-02:10.

Score tied - 2 times.
 Lead changed - 2 times.

GM #13: NEW MEXICO 89, NEW MEXICO STATE 69 **WED., DEC. 28, 2011 * LAS CRUCES, N.M. * 8,361**

New Mexico 89 • 11-2

#	Player	Total		3-Ptr		Rebounds		PF	TP	A	TO	Blk	Stl	Min
		FG-FGA	FT-FTA	FG-FGA	FT-FTA	Off	Def							
00	HARDEMAN, A.J.	f	2-6	0-0	0-0	3	2	5	5	4	0	2	1	1 20
32	GORDON, Drew	f	9-15	0-0	5-7	4	15	19	4	23	2	2	0	3 32
03	GREENWOOD, Hugh	g	2-4	1-3	0-0	0	0	0	3	5	2	1	0	1 19
10	WILLIAMS, Kendall	g	4-13	1-4	3-4	1	1	2	1	12	4	3	0	2 26
21	SNELL, Tony	g	5-9	5-8	9-9	0	3	3	1	24	1	0	0	1 25
04	ADAMS, Chad		3-5	1-2	0-0	1	1	2	2	7	0	2	1	0 17
05	DUNNING, Dominique		1-1	0-0	0-0	1	0	1	0	2	0	0	1	0 3
13	FENTON, Jamal		3-5	3-3	0-0	2	1	3	1	9	6	1	0	1 21
23	McDONALD, Phillip		1-4	1-3	0-0	1	0	1	1	3	1	0	1	0 13
40	WALKER, Demetrius		0-3	0-1	0-0	1	3	4	0	2	2	0	0	0 14
41	BAIRSTOW, Cameron		0-1	0-0	0-0	0	1	1	4	0	1	2	0	0 10
Team						1	3	4						
Totals			30-66	12-24	17-20	15	30	45	26	89	19	15	4	9 200

FG % 1st Half: 15-36 41.7% 2nd half: 15-30 50.0% Game: 30-66 45.5%
 3FG % 1st Half: 8-12 66.7% 2nd half: 4-12 33.3% Game: 12-24 50.0%
 FT % 1st Half: 8-9 88.9% 2nd half: 9-11 81.8% Game: 17-20 85.0%

Deadball
Rebounds
1

New Mexico State 69 • 8-5

#	Player	f	Total		3-Ptr		Rebounds		PF	TP	A	TO	Blk	Stl	Min
			FG-FGA	FT-FTA	FG-FGA	FT-FTA	Off	Def							
31	McKines, Wendell	f	8-21	1-4	8-12	8	7	15	2	25	2	1	1	0	35
45	Watson, Tyrone	f	1-3	0-1	0-0	4	0	4	1	2	1	2	0	0	26
32	Rahman, Hamidu	c	6-8	0-0	7-11	4	2	6	3	19	0	3	1	0	20
01	Kabongo, Christian	g	3-15	0-2	2-4	2	2	4	4	8	1	6	0	1	27
13	Laroche, Hernst	g	4-11	0-4	0-0	0	2	2	1	8	2	1	0	1	35
03	Barry, Remi	o	0-0	0-0	0-0	0	0	0	0	0	0	0	0	0	4
10	Sy, Bandja	g	1-5	0-3	2-2	1	3	4	0	4	2	1	3	1	15
15	Nephawe, Tshilidzi	o	0-0	0-0	1-4	0	3	3	2	1	0	0	0	0	12
23	Mullings, Daniel	o	0-5	0-0	0-0	2	4	6	2	0	0	3	1	1	18
25	Dixon, Renaldo	o	0-1	0-0	2-2	3	0	3	1	2	0	0	0	0	8
	Team					1	0	1							
	Totals		23-69	1-14	22-35	25	23	48	16	69	8	17	6	4	200
	FG % 1st Half:	8-31	25.8%	2nd half:	15-38	39.5%	Game:	23-69	33.3%						Deadball
	3FG % 1st Half:	0-6	0.0%	2nd half:	1-8	12.5%	Game:	1-14	7.1%						Rebounds
	FT % 1st Half:	9-13	69.2%	2nd half:	13-22	59.1%	Game:	22-35	62.9%						4

GM #15: (RU/RV) NEW MEXICO 98, HOUSTON BAPTIST 61 **TUES., JAN. 3, 2012 * ALBUQUERQUE, N.M. * 12,789**

Houston Baptist 61 • 5-9

#	Player	Total		3-Ptr		Rebounds		PF	TP	A	T	Blk	Stl	Min
		FG-FGA	FT-FTA	FG-FGA	FT-FTA	Off	Def							
04	BERNARDI, Art	f	2-9	0-2	2-2	2	2	4	3	6	1	0	0	21
22	DAVIS, Marcus	f	2-5	0-1	0-0	0	2	2	4	4	1	1	0	20
51	LATAS, Joe	c	3-7	0-0	1-2	2	0	2	2	7	1	3	0	24
02	SMITH, Marcel	g	2-5	0-2	0-2	1	2	3	1	4	3	0	0	23
03	RUSSELL, Tyler	g	4-12	0-2	3-4	1	3	4	1	11	1	1	0	22
05	MARCH, Ronald		0-4	0-1	0-0	2	0	2	3	0	0	1	0	11
10	THOMAS, Lamar		0-3	0-0	0-0	4	1	5	2	0	0	1	0	11
11	HILL, Anthony		2-5	2-5	0-0	0	1	1	1	6	2	1	0	17
23	BOWDEN, Dewayne		0-0	0-0	0-0	0	0	0	1	0	0	1	0	1
24	BEMBRY, Terry		2-7	0-0	0-0	1	0	1	0	4	0	0	1	17
25	HOBBAUGH, Dustin		4-5	3-3	1-2	0	2	2	0	12	1	2	0	16
35	EVANS, Jonathan		2-5	1-3	2-2	1	2	3	1	7	4	2	0	17
	Team					4	1	5						
	Totals		23-67	6-19	9-14	18	16	34	19	61	14	13	1	6 200

FG % 1st Half: 13-33 39.4% 2nd half: 10-34 29.4% Game: 23-67 34.3%
 3FG % 1st Half: 1-9 11.1% 2nd half: 5-10 50.0% Game: 6-19 31.6%
 FT % 1st Half: 2-2 100.0 2nd half: 7-12 58.3% Game: 9-14 64.3%

Deadball
Rebounds
2

New Mexico 98 • 13-2

#	Player	Total		3-Ptr		Rebounds		PF	TP	A	T	Blk	Stl	Min
		FG-FGA	FT-FTA	FG-FGA	FT-FTA	Off	Def							
00	HARDEMAN, A.J.	f	3-3	0-0	0-1	0	2	2	0	6	2	0	1	0 25
32	GORDON, Drew	f	6-9	0-0	1-2	4	6	10	2	13	0	1	2	1 27
03	GORDON, Drew	f	6-9	0-0	1-2	4	6	10	2	13	0	1	2	1 27
10	WILLIAMS, Hugh	g	4-6	2-4	0-0	0	2	2	1	10	3	2	1	0 16
10	WILLIAMS, Kendall	g	4-6	1-2	0-0	0	2	2	0	9	3	1	0	2 20
21	SNELL, Tony	g	7-11	3-6	1-2	0	4	4	0	18	4	0	0	1 22
02	PEREZ, Chris		0-0	0-0	1-2	0	0	0	0	1	0	0	0	0 1
04	ADAMS, Chad		0-1	0-1	2-2	2	0	2	0	2	0	0	0	1 11
10	DUNNING, Dominique		2-2	0-0	1-2	1	1	2	3	5	0	1	1	2 9
13	FENTON, Jamal		2-6	0-3	0-1	0	3	3	3	4	2	0	0	4 19
23	MCDONALD, Phillip		4-6	3-5	0-0	1	1	2	2	11	2	3	0	0 15
40	WALKER, Demetrius		4-6	2-3	4-4	0	2	2	1	14	8	2	0	0 18
41	BAIRSTOW, Cameron		1-2	0-0	3-4	1	3	4	0	5	0	0	2	1 16
	Team					0	3	3						
	Totals		37-58	11-24	13-20	9	29	38	12	98	24	10	7	12 200

FG % 1st Half: 22-30 73.3% 2nd half: 15-28 53.6% Game: 37-58 63.8%
 3FG % 1st Half: 5-9 55.6% 2nd half: 6-15 40.0% Game: 11-24 45.8%
 FT % 1st Half: 4-7 57.1% 2nd half: 9-13 69.2% Game: 13-20 65.0%

Deadball
Rebounds
3

Officials: Kelly Self, Ruben Ramos, Rick O'Neill
 Technical fouls: Houston Baptist-None. New Mexico-None.
 Attendance: 12789

Score by periods	1st	2nd	Total
Houston Baptist	29	32	61
New Mexico	53	45	98

	In	Off	2nd	Fast	Bench
Points	Paint	T/O	Chance	Break	
HBU	28	8	10	7	29
NM	44	8	13	21	42

Last FG - HBU 2nd-00:18, NM 2nd-02:03.
 Largest lead - HBU None, NM by 40 2nd-00:44.

Score tied - 2 times.
 Lead changed - 0 times.

GM #17: (RU/RV) NEW MEXICO 72, WYOMING 62 **SAT., JAN. 14, 2012 * LARAMIE, WYO. * 6,955**

New Mexico 72 • 15-2, 1-0

#	Player	Total		3-Ptr		Rebounds		PF	TP	A	T	Blk	Stl	Min
		FG-FGA	FT-FTA	FG-FGA	FT-FTA	Off	Def							
00	HARDEMAN, A.J.	f	4-5	0-0	0-0	2	0	2	4	8	0	2	0	0 29
32	GORDON, Drew	f	3-8	0-0	2-2	0	5	5	3	8	0	1	1	1 21
10	WILLIAMS, Kendall	g	3-7	2-3	6-6	3	3	6	2	14	5	0	1	1 31
13	FENTON, Jamal	g	4-6	3-4	2-4	0	3	3	1	13	2	2	0	1 22
21	SNELL, Tony	g	1-3	0-2	5-5	0	7	7	0	7	2	1	0	0 25
04	ADAMS, Chad		2-2	0-0	0-0	0	0	0	1	4	1	0	1	2 13
23	MCDONALD, Phillip		3-4	2-3	0-0	0	0	0	1	8	0	1	0	0 20
40	WALKER, Demetrius		2-7	1-2	2-3	1	1	2	2	7	1	2	0	1 23
41	BAIRSTOW, Cameron		1-2	0-0	1-2	0	2	2	1	3	0	0	0	1 16
	Team					1	1	2			1			
	Totals		23-44	8-14	18-22	7	22	29	15	72	11	15	2	7 200

FG % 1st Half: 12-23 52.2% 2nd half: 11-21 52.4% Game: 23-44 52.3%
 3FG % 1st Half: 4-8 50.0% 2nd half: 4-6 66.7% Game: 8-14 57.1%
 FT % 1st Half: 6-7 85.7% 2nd half: 12-15 80.0% Game: 18-22 81.8%

Deadball
Rebounds
3

Wyoming 62 • 14-3, 0-1

#	Player	Total		3-Ptr		Rebounds		PF	TP	A	T	Blk	Stl	Min
		FG-FGA	FT-FTA	FG-FGA	FT-FTA	Off	Def							
05	WASHINGTON, Leonard	f	4-11	0-2	7-8	2	5	7	2	15	1	3	1	0 31
15	WADDELL, Adam	c	3-4	0-1	0-0	2	2	4	2	6	1	0	4	0 27
01	LUSTER, JayDee	g	1-5	0-0	2-2	0	1	1	3	4	2	1	0	2 37
05	MARTINEZ, Luke	g	4-13	2-9	1-1	0	3	3	4	11	0	2	0	2 37
33	CRUZ, Francisco	g	9-16	4-6	0-0	2	2	4	4	22	2	1	0	3 38
02	BOUEDO, Arthur		0-1	0-0	0-0	0	0	0	0	0	0	0	0	0 6
12	GRABAU, Riley		0-0	0-0	0-0	0	0	0	1	0	0	0	0	0 2
22	NANCE Jr, Larry		1-2	0-1	2-2	0	1	1	2	4	0	2	2	1 20
30	WATSABAUGH, Rob		0-0	0-0	0-0	0	0	0	1	0	1	0	0	0 2
	Team					1	1	2			1			
	Totals		22-52	6-19	12-13	7	15	22	19	62	7	10	7	8 200

FG % 1st Half: 11-27 40.7% 2nd half: 11-25 44.0% Game: 22-52 42.3%
 3FG % 1st Half: 3-9 33.3% 2nd half: 3-10 30.0% Game: 6-19 31.6%
 FT % 1st Half: 5-6 83.3% 2nd half: 7-7 100.0 Game: 12-13 92.3%

Deadball
Rebounds
2

Officials: Verne Harris, Ruben Ramos and Doran Gotschall
 Technical fouls: New Mexico-None. Wyoming-None.
 Attendance: 6955

Score by periods	1st	2nd	Total
New Mexico	34	38	72
Wyoming	30	32	62

	In	Off	2nd	Fast	Bench
Points	Paint	T/O	Chance	Break	
NM	14	12	9	2	22
WY	28	18	10	2	4

Last FG - NM 2nd-03:17, WY 2nd-00:05.
 Largest lead - NM by 15 2nd-05:06, WY by 2 1st-19:30.

Score tied - 6 times.
 Lead changed - 5 times.

GM #16: (RU/RV) NEW MEXICO 85, NORTH DAKOTA 57 **SAT., JAN. 7, 2012 * ALBUQUERQUE, N.M. * 14,094**

North Dakota 57 • 6-9

#	Player	Total		3-Ptr		Rebounds		PF	TP	A	T	Blk	Stl	Min
		FG-FGA	FT-FTA	FG-FGA	FT-FTA	Off	Def							
11	WEBB, Jamal	f	0-7	0-2	0-0	1	5	6	3	0	6	8	0	2 28
45	MITCHELL, Patrick	f	4-8	3-7	3-4	1	5	6	4	14	1	1	0	0 30
24	BREEKE, Brandon	c	1-1	0-0	0-0	1	4	5	5	2	0	2	1	0 11
00	ANDERSON, Aaron	g	1-5	1-2	0-0	2	3	2	0	3	3	1	0	0 22
05	HUFF, Troy	g	8-20	2-6	4-6	5	0	8	2	22	1	2	0	1 29
02	HAUGEN, Nick		0-0	0-0	0-0	0	0	0	0	0	0	0	0	0 3
04	MATHISON, Mike		0-1	0-0	2-4	0	0	0	0	2	0	0	0	0 9
12	ALLARD, Jordan		2-5	0-0	0-2	0	3	3	1	4	0	1	0	0 17
22	WILMER, Mitch		0-1	0-0	1-2	0	1	1	5	1	0	2	2	0 8
23	GOODMAN, Spencer		0-2	0-0	0-0	1	1	2	0	0	0	0	0	0 10
32	SCHULER, Josh		0-3	0-2	0-0	0	0	0	1	0	1	1	0	0 27
33	ARCHER, Doug		4-5	1-1	0-0	2	0	2	1	9	0	0	0	0 6
	Team					3	0	3						
	Totals		20-58	7-20	10-18	16	22	38	22	57	12	19	3	3 200

FG % 1st Half: 10-27 37.0% 2nd half: 10-31 32.3% Game: 20-58 34.5%
 3FG % 1st Half: 4-10 40.0% 2nd half: 3-10 30.0% Game: 7-20 35.0%
 FT % 1st Half: 7-7 100.0 2nd half: 3-11 27.3% Game: 10-18 55.6%

Deadball
Rebounds
3

New Mexico 85 • 14-2

		Total	3-Ptr		Rebounds									
#	Player	FG-FGA	FT-FTA	FT-FTA	Off	Def	Tot	PF	TP	A	To	Blk	Stl	Min
00	HARDEMAN, A.J.	f	0-3	0-0	3-4	2	2	4	3	3	0	1	0	0 15
32	GORDON, Drew	f	4-9	0-0	2-2	3	7	10	0	10	0	2	5	1 27
30	WILLIAMS, Kendall	g	8-12	4-6	1-3	1	2	3	1	21	6	1	0	1 26
13	FENTON, Jamal	g	4-8	3-6	0-0	0	0	0	2	11	6	0	0	2 25
21	SNELL, Tony	g	3-6	2-4	4-5	0	2	2	12	1	0	2	1	2 28
02	PEREZ, Chris		0-0	0-0	0-0	0	0	0	0	0	0	0	0	1
04	ADAMS, Chad		3-4	0-1	0-0	0	0	0	0	6	2	0	0	3 18
05	DUNNING, Dominique		0-2	0-0	0-0	0	3	3	1	0	2	1	1	1 10
23	MC DONALD, Phillip		3-6	1-3	3-4	1	1	2	0	10	1	0	0	0 14
40	WALKER, Demetrius		3-6	1-3	5-6	0	5	5	2	12	2	5	1	0 20
41	BAIRSTOW, Cameron		0-1	0-0	0-0	2	1	3	3	0	0	0	2	1 16
	Team					1	4	5						
	Totals		28-57	11-23	18-24	10	27	37	14	85	20	10	11	200

GM #19: (#14/#20) UNLV 80, (RU/RU) NEW MEXICO 63 **SAT., JAN. 21, 2012 * LAS VEGAS, NEV. * 18,677**

New Mexico 63 • 15-4, 1-2

#	Player		Total		3-Ptr		Rebounds			PF	TP	A	TO	Bk	Stl	Min
			FG-FGA	FG-FGA	FT-FTA	Off	Def	Tot								
00	HARDEMAN, A.J.	f	5-11	0-1	0-0	3	1	4	4	10	0	2	0	0	0	30
32	GORDON, Drew	f	6-11	0-0	2-2	7	5	12	4	14	2	4	3	1	0	32
03	GREENWOOD, Hugh	g	0-4	0-2	0-1	1	4	5	0	0	4	3	1	0	0	24
10	WILLIAMS, Kendall	g	4-10	2-6	5-6	3	1	4	0	15	3	4	0	2	33	
21	SNELL, Tony	g	4-10	4-7	3-4	0	3	3	0	15	0	2	0	1	1	30
05	DUNNING, Dominique	g	0-0	0-0	0-0	0	0	0	0	0	1	0	0	0	1	3
13	FENTON, Jamal	g	0-2	0-1	0-0	0	0	0	3	0	0	2	0	0	0	13
23	McDONALD, Phillip	g	2-7	1-5	0-0	2	0	2	1	5	0	1	0	0	0	16
40	WALKER, Demetrius	g	0-0	0-0	0-0	0	0	0	1	0	0	0	0	0	0	3
41	BAIRSTOW, Cameron	g	1-2	0-0	2-2	3	1	4	4	4	1	3	0	0	0	16
Team						2	2	4								
Totals			22-57	7-22	12-15	21	17	38	17	63	11	21	4	5	200	

FG % 1st Half: 12-33 36.4% 2nd half: 10-24 41.7% Game: 22-57 38.6% Deadball Rebounds 1
 3FG % 1st Half: 4-12 33.3% 2nd half: 3-10 30.0% Game: 7-22 31.8%
 FT % 1st Half: 7-8 87.5% 2nd half: 5-7 71.4% Game: 12-15 80.0%

UNLV 80 • 18-3, 2-1

#	Player		Total			3-Ptr			Rebounds			PF	TP	A	TO	Bk	Stl	Min
			FG	FGA	FT	FTA	Off	Def	Tot									
22	STANBACK, Chace	f	5-9	3-6	0-0	1	1	2	2	13	1	0	0	0	25			
43	MOSER, Mike	f	7-16	0-3	0-0	6	4	10	2	14	1	1	2	1	38			
12	MASSAMBA, Brice	c	3-3	0-0	0-0	2	3	5	3	6	2	2	1	0	22			
00	BELLFIELD, Oscar	g	2-6	2-6	0-0	1	0	1	2	6	3	2	0	3	35			
03	MARSHALL, Anthony	g	6-13	0-3	1-1	2	4	6	1	13	9	6	0	4	36			
01	THOMAS, Quintrell		0-0	0-0	0-0	0	0	0	3	0	0	1	1	0	5			
02	WALLACE, Kendall		0-0	0-0	2-2	0	0	0	0	2	0	0	0	0	0			
05	SMITH, Reggie		1-1	0-0	0-0	0	0	0	0	2	0	1	0	1	4			
11	LOPEZ, Carlos		3-5	0-0	8-14	2	1	3	3	14	1	1	2	1	14			
31	HAWKINS, Justin		3-5	2-3	2-2	0	2	2	0	10	0	0	0	1	21			
	Team					3	1	4										
Totals			30-58	7-21	13-19	17	16	33	16	80	17	14	6	11	200			

FG % 1st Half: 15-28 53.6% 2nd half: 15-30 50.0% Game: 30-58 51.7% Deadball Rebounds 0
 3FG % 1st Half: 4-10 40.0% 2nd half: 3-11 27.3% Game: 7-21 33.3%
 FT % 1st Half: 5-6 83.3% 2nd half: 8-13 61.5% Game: 13-19 68.4%

Officials: David Hall, Tom O'Neill, K.C. Ely
 Technical fouls: New Mexico-None. UNLV-None.

Attendance: 18577
 New Mexico #41 (Bairstow) charged with flagrant one foul at 16:49 in 2nd half, UNLV #02 (Wallace) shot free throws for injured #12 (Massamba) at deadball, received no playing time

Score by periods	1st	2nd	Total
New Mexico	35	28	63
UNLV	39	41	80

Last FG - NM 2nd-00:40, LV 2nd-00:56.
 Largest lead - NM by 5 1st-12:04, LV by 22 2nd-07:19.

Score tied - 5 times.
 Lead changed - 5 times.

GM #21: (---/RU) NEW MEXICO 71, TCU 54 **SAT., JAN. 28, 2012 * ALBUQUERQUE, N.M. * 15,212**

TCU 54 • 12-8, 2-3 MW

#	Player		Total			3-Ptr		Rebounds							PF	TP	A	TO	Bk	Stl	Min
			FG	FGA		FG-FGA	FT-FTA	Off	Def	Tot											
24	MCKINNEY, Adrick	f	1-3	0-0	0-0	0	2	2	2	2	0	1	0	0	0	18					
33	GREEN, Garlon	f	1-6	1-4	2-2	0	2	2	2	5	1	1	1	0	23						
05	ANDERSON, Kyan	g	1-4	1-2	2-3	0	2	2	1	5	2	2	0	1	34						
10	THORNS, Hank	g	3-7	2-4	0-1	0	4	4	2	8	6	5	0	2	37						
23	CADOT, J.R.	g	4-7	0-1	7-12	1	8	9	2	15	0	4	1	1	32						
04	FIELDS, Amric		6-10	4-7	0-0	0	1	1	3	16	1	2	0	0	29						
21	BUTLER, Nate		1-4	0-1	0-1	1	2	3	1	2	0	0	1	0	9						
41	WILLIAMS, Craig		0-1	0-0	1-2	0	2	2	3	1	1	2	1	0	18						
Team						1	1	2													
Totals			17-42	8-19	12-21	3	24	27	16	54	11	17	4	4	200						
FG % 1st Half: 9-22 40.9%			2nd half: 8-20 40.0%			Game: 17-42 40.5%										Deadball Rebounds					
3FG % 1st Half: 3-9 33.3%			2nd half: 5-10 50.0%			Game: 8-19 42.1%															

FG % 1st Half: 9-22 40.9% 2nd half: 8-20 40.0% Game: 17-42 40.5% Deadball Rebounds 5
 3FG % 1st Half: 3-9 33.3% 2nd half: 5-10 50.0% Game: 8-19 42.1%
 FT % 1st Half: 5-9 55.6% 2nd half: 7-12 58.3% Game: 12-21 57.1%

New Mexico 71 • 17-4, 3-2 MW

#			FG	3P	FT	Off	Def	TP	PF	TP	A	TO	Bk	Stl	Min
00	HARDEMAN, A.J.	f	1-2	0-0	0-4	0	4	4	3	2	0	0	0	0	17
32	GORDON, Drew	f	3-8	0-0	1-2	5	6	11	2	7	1	4	0	2	34
03	GREENWOOD, Hugh	g	2-4	0-2	1-3	1	2	3	2	5	2	0	1	0	23
10	WILLIAMS, Kendall	g	6-11	1-3	1-1	1	1	2	4	14	5	1	0	3	27
21	SNELL, Tony	g	7-12	4-8	0-0	0	4	4	0	18	4	2	0	0	27
04	ADAMS, Chad	g	0-0	0-0	1-2	0	2	2	1	0	0	0	0	0	12
05	DUNNING, Dominique	g	0-0	0-0	0-0	0	0	0	0	0	0	0	0	0	1
13	FENTON, Jamal	g	4-6	1-1	0-0	1	2	3	1	9	0	1	0	0	17
23	McDONALD, Phillip	g	4-8	1-4	0-0	1	1	2	0	9	1	0	0	1	18
40	WALKER, Demetrius	g	0-3	0-1	0-0	0	1	1	2	0	1	2	0	0	9
41	BAIRSTOW, Cameron	g	1-4	0-0	4-4	1	1	2	3	6	0	1	1	0	15
	Team					0	2	2							
Totals			28-58	7-19	8-16	10	26	36	19	71	14	11	2	6	200

FG % 1st Half: 12-28 42.9% 2nd half: 16-30 53.3% Game: 28-58 48.3% Deadball Rebounds 4
 3FG % 1st Half: 3-11 27.3% 2nd half: 4-8 50.0% Game: 7-19 36.8%
 FT % 1st Half: 6-13 46.2% 2nd half: 2-3 66.7% Game: 8-16 50.0%

Officials: Verne Harris, Martin Cota, Bruce Hicks
 Technical fouls: TCU-None. New Mexico-None.
 Attendance: 15212

Score by periods	1st	2nd	Total
TCU	26	28	54
New Mexico	33	38	71

Last FG - TCU 2nd-00:56, NM 2nd-00:26.
 Largest lead - TCU by 3 1st-10:20, NM by 17 2nd-15:54.

Score tied - 2 times.
 Lead changed - 4 times.

GM #20: (---/RU) NEW MEXICO 85, COLORADO STATE 52 **WED., JAN. 25, 2012 * ALBUQUERQUE, N.M. * 14,089**

Colorado State 52 • 13-6, 2-2 MW

#	Player		Total			3-Ptr		Rebounds			PF	TP	A	TO	Bk	Stl	Min
			FG-FGA	FG-FGA	FT-FTA	Off	Def	Tot									
04	HORNUNG, Pierce	f	4-4	1-1	1-2	2	5	7	4	10	0	1	0	4	30		
23	BELL, Will	f	2-5	0-0	7-8	1	0	1	2	11	0	1	0	0	30		
44	SMITH, Greg	f	1-8	0-2	2-2	2	3	5	3	4	1	3	1	0	22		
10	EIKMEIER, Wes	g	5-13	1-5	0-0	0	1	1	1	11	0	3	0	2	29		
22	GREEN, Dorian	g	3-5	1-3	4-7	0	3	3	3	11	1	5	0	1	30		
00	MANN, Cody		0-3	0-1	1-2	0	0	0	0	1	1	1	0	0	15		
11	CARR, Jesse		1-2	0-0	2-2	0	1	1	0	4	1	1	0	0	15		
15	SABAS, Kaipo		0-2	0-2	0-0	1	3	4	1	0	0	2	0	0	15		
25	CALCATERRA, Chad		0-0	0-0	0-0	0	0	0	0	0	0	0	0	0	3		
33	SMITH, Dwight		0-1	0-0	0-0	0	1	1	1	0	1	3	0	0	11		
	Team					2	2	4									
Totals			16-43	3-14	17-23	8	19	27	15	52	5	20	1	7	200		

FG % 1st Half: 9-21 42.9% 2nd half: 7-22 31.8% Game: 16-43 37.2% Deadball Rebounds 2
 3FG % 1st Half: 1-5 20.0% 2nd half: 2-9 22.2% Game: 3-14 21.4%
 FT % 1st Half: 10-11 90.9% 2nd half: 7-12 58.3% Game: 17-23 73.9%

New Mexico 85 • 16-4, 2-2 MW

#	Player		Total		3-Ptr	Rebounds					PF	TP	A	TO	Bk	Stl	Min
			FG-FGA	FG-FGA	FT-FTA	Off	Def	Tot									
00	HARDEMAN, A.J.	f	1-3	0-0	0-0	0	1	1	5	2	1	4	1	1	13		
32	GORDON, Drew	f	5-9	0-0	3-3	2	12	14	2	13	3	2	3	2	34		
03	GREENWOOD, Hugh	g	4-6	1-3	0-1	1	2	3	1	9	2	0	1	0	22		
10	WILLIAMS, Kendall	g	3-6	1-3	0-0	0	2	2	3	7	4	4	2	1	28		
21	SNELL, Tony	g	5-9	2-5	0-0	1	0	1	0	12	3	1	0	0	24		
02	PEREZ, Chris		0-0	0-0	0-0	0	0	0	0	0	0	0	0	0	2		
04	ADAMS, Chad		2-7	0-1	1-1	3	1	4	0	5	1	1	0	1	14		
05	DUNNING, Dominique		1-1	0-0	0-0	1	0	1	0	2	0	0	0	0	3		
13	FENTON, Jamal		4-5	1-2	1-1	0	1	1	2	10	6	0	0	2	18		
23	MCDONALD, Phillip		5-8	2-4	0-0	1	0	1	2	12	0	0	0	0	12		
40	WALKER, Demetrius		3-8	2-3	1-2	0	3	3	1	9	3	0	0	0	18		
41	BAIRSTOW, Cameron		2-5	0-0	0-0	4	1	5	4	4	0	0	0	1	12		

GM #23: (RU/RU) NEW MEXICO 65, BOISE STATE 49 **SAT., FEB. 4, 2012 * BOISE, IDAHO * 4,159**

New Mexico 65 • 19-4, 5-2

#	Player	Total		3-Ptr		Rebounds		PF	TP	A	T	Blk	Stl	Min
		FG-FGA	FG-FGA	FT-FTA	FT-FTA	Off	Def							
00	HARDEMAN, A.J.	f	2-3	0-0	0-0	0	1	1	2	4	0	0	0	19
15	GORDON, Drew	f	2-5	0-0	1-2	2	4	6	4	5	0	3	0	28
03	GREENWOOD, Hugh	g	3-6	2-4	2-2	0	10	10	0	10	3	0	0	27
10	WILLIAMS, Kendall	g	7-10	1-3	3-4	0	2	2	1	18	4	2	0	29
21	SNELL, Tony	g	5-12	2-8	1-1	2	0	2	1	13	2	1	0	20
04	ADAMS, Chad	g	0-1	0-0	0-0	1	2	3	2	0	1	1	0	10
05	DUNNING, Dominique	g	0-1	0-0	0-0	0	0	0	1	0	0	1	0	2
13	FENTON, Jamal	g	1-3	1-2	0-0	1	2	3	2	3	1	3	1	14
23	MCDONALD, Phillip	g	2-6	2-5	0-0	0	2	2	0	6	0	0	0	2
40	WALKER, Demetrius	g	2-6	0-2	2-5	0	7	7	1	6	3	2	0	17
41	BAIRSTOW, Cameron	g	0-1	0-0	0-0	2	3	5	0	0	1	2	1	0
Team						1	0	1						
Totals			24-54	8-24	9-14	9	33	42	14	65	15	16	2	7 200

FG % 1st Half: 14-29 48.3% 2nd half: 10-25 40.0% Game: 24-54 44.4%
 3FG % 1st Half: 3-11 27.3% 2nd half: 5-13 38.5% Game: 8-24 33.3%
 FT % 1st Half: 1-3 33.3% 2nd half: 5-11 72.7% Game: 9-14 64.3%

Boise State 49 • 10-12, 0-7

#	Player	Total		3-Ptr		Rebounds		PF	TP	A	T	Blk	Stl	Min
		FG-FGA	FG-FGA	FT-FTA	FT-FTA	Off	Def							
03	DRMIC, Anthony	f	2-9	1-8	2-3	1	3	4	3	7	1	0	0	35
15	BROPLEH, Thomas	f	1-3	1-2	0-0	1	1	2	1	3	0	0	0	11
42	BUCKNER, Kenny	c	4-8	0-0	3-6	5	3	8	3	11	2	2	2	26
04	MARKS, Derrick	g	4-10	0-0	0-0	2	3	5	4	8	1	0	0	23
30	PERRYMAN, Westly	g	1-5	1-3	0-0	0	1	1	1	3	1	0	0	2
05	HANSTAD, Joe	g	1-3	0-2	0-0	0	2	2	1	2	1	3	0	0
10	NICHOLS, Tre'	g	4-9	2-4	0-0	0	0	0	1	10	5	2	0	27
22	WILEY, Drew	g	1-10	1-9	0-0	1	5	6	0	3	0	2	2	1
20	WATKINS, Ryan	g	1-3	0-0	0-2	0	1	1	1	2	0	1	0	0
33	CRAYTON, Jarrell	g	0-1	0-0	0-0	0	0	0	1	0	0	0	0	5
Team						1	5	6						
Totals			19-61	6-28	5-11	11	24	35	16	49	11	13	4	7 200

FG % 1st Half: 10-29 34.5% 2nd half: 9-32 28.1% Game: 19-61 31.1%
 3FG % 1st Half: 2-12 16.7% 2nd half: 4-16 25.0% Game: 6-28 21.4%
 FT % 1st Half: 3-8 37.5% 2nd half: 2-3 66.7% Game: 5-11 45.5%

Officials: Chris Rastatter, Rick Batsell, Kevin Brill
 Technical fouls: New Mexico-None. Boise State-None.
 Attendance: 4159

Score by periods	1st	2nd	Total
New Mexico	32	33	65
Boise State	25	24	49

Points	In	Off	2nd	Fast	Bench
NM	28	17	8	6	15
BS	26	12	4	6	17

Last FG - NM 2nd-03:04, BS 2nd-00:39.
 Largest lead - NM by 21 2nd-06:55, BS by 2 1st-12:29.

Score tied - 2 times.
 Lead changed - 2 times.

GM #25: (RU/RU) NEW MEXICO 77, (#13/#15) SAN DIEGO STATE 67 **WED., FEB. 15, 2012 * SAN DIEGO, CALIF. * 12,414**

New Mexico 77 • 21-4 (7-2 MW)

#	Player	Total		3-Ptr		Rebounds		PF	TP	A	T	Blk	Stl	Min
		FG-FGA	FG-FGA	FT-FTA	FT-FTA	Off	Def							
00	HARDEMAN, A.J.	f	1-1	0-0	1-2	0	1	1	4	3	0	1	0	16
32	GORDON, Drew	f	7-15	0-0	3-4	6	11	17	3	17	2	2	1	0 35
03	GREENWOOD, Hugh	g	1-5	1-3	0-0	0	4	4	2	3	2	2	0	1 23
10	WILLIAMS, Kendall	g	7-10	5-6	2-2	1	3	4	1	21	1	0	0	2 38
21	SNELL, Tony	g	0-4	0-2	0-0	0	0	0	0	0	2	0	0	0 18
04	ADAMS, Chad	g	3-4	2-3	0-0	0	1	1	5	8	0	1	0	0 7
13	FENTON, Jamal	g	5-7	1-3	4-5	0	1	1	0	15	3	0	0	1 22
23	MCDONALD, Phillip	g	0-1	0-1	0-2	0	0	0	0	0	1	0	0	0 13
40	WALKER, Demetrius	g	2-5	1-1	1-2	0	3	3	4	6	1	4	0	0 17
41	BAIRSTOW, Cameron	g	2-4	0-0	0-0	1	1	2	3	4	1	1	2	0 11
Team						0	0	0						
Totals			28-56	10-19	11-17	8	25	33	22	77	13	11	3	5 200

FG % 1st Half: 14-33 42.4% 2nd half: 14-23 60.9% Game: 28-56 50.0%
 3FG % 1st Half: 6-12 50.0% 2nd half: 4-7 57.1% Game: 10-19 52.6%
 FT % 1st Half: 2-4 50.0% 2nd half: 9-13 69.2% Game: 11-17 64.7%

San Diego State 67 • 20-5 (6-3 MW)

#	Player	Total		3-Ptr		Rebounds		PF	TP	A	T	Blk	Stl	Min
		FG-FGA	FG-FGA	FT-FTA	FT-FTA	Off	Def							
10	SHELTON, Tim	f	4-9	1-1	4-4	1	0	1	4	3	13	2	2	0 28
02	THAMES, Xavier	g	3-6	0-1	3-4	2	3	5	3	9	4	4	0	1 40-
11	RAHON, James	g	5-10	1-4	0-0	0	3	3	2	11	1	1	0	0 35
21	FRANKLIN, Jamaal	g	5-11	0-4	6-7	1	9	10	3	16	2	2	0	0 30
22	TAPLEY, Chase	g	3-11	1-4	0-0	1	4	5	0	7	2	0	0	0 38
03	FRANKLIN, LaBradford	g	0-0	0-0	0-0	0	0	0	0	0	1	0	0	0 3
05	GREEN, Garrett	g	4-6	0-0	1-5	1	1	2	3	9	0	1	2	0 19
23	STEPHENS, DeShawn	g	1-2	0-0	0-0	1	2	3	0	2	0	2	0	0 7
Team						1	1	2						
Totals			25-55	3-14	14-20	8	23	31	14	67	12	12	2	1 200

FG % 1st Half: 13-27 48.1% 2nd half: 12-28 42.9% Game: 25-55 45.5%
 3FG % 1st Half: 1-4 25.0% 2nd half: 2-10 20.0% Game: 3-14 21.4%
 FT % 1st Half: 5-6 83.3% 2nd half: 9-14 64.3% Game: 14-20 70.0%

Officials: Verne Harris, Mike Littlewood, Chris Rastatter
 Technical fouls: New Mexico-WILLIAMS, Kendall. San Diego State-FRANKLIN, Jamaal; GREEN, Garrett.
 Attendance: 12414

Score by periods	1st	2nd	Total
New Mexico	36	41	77
San Diego State	32	35	67

Points	In	Off	2nd	Fast	Bench
NM	26	12	10	8	33
SD	40	18	8	4	11

Last FG - NM 2nd-01:23, SD 2nd-00:55.
 Largest lead - NM by 15 2nd-13:53, SD by 4 1st-16:45.

Score tied - 1 time.
 Lead changed - 3 times.

GM #24: (RU/RU) NEW MEXICO 48, WYOMING 38 **SAT., FEB. 11, 2012 * ALBUQUERQUE, N.M. * 15,140**

Wyoming 38 • 18-6, 4-4 MW

#	Player	Total		3-Ptr		Rebounds		PF	TP	A	T	Blk	Stl	Min
		FG-FGA	FG-FGA	FT-FTA	FT-FTA	Off	Def							
05	WASHINGTON, Leonard	f	3-13	0-3	0-0	3	9	12	3	6	0	0	1	1 31
15	WADDELL, Adam	c	4-14	0-0	1-3	3	0	3	3	9	2	3	1	0 29
01	LUSTER, JayDee	g	0-2	0-1	0-0	2	1	3	5	0	5	3	0	1 37
25	MARTINEZ, Luke	g	2-8	1-6	4-5	0	5	5	4	9	0	1	1	5 34
33	CRUZ, Francisco	g	5-11	4-5	0-0	0	3	3	1	14	1	3	0	0 39
02	BOUEDO, Arthur	g	0-1	0-1	0-0	0	0	0	1	0	1	0	0	0 7
03	SMITH, Shakir	g	0-0	0-0	0-0	0	0	0	1	0	0	0	0	0 1
12	GRABAU, Riley	g	0-0	0-0	0-0	0	0	0	1	0	0	0	0	0 3
22	NANCE Jr, Larry	g	0-5	0-0	0-0	1	2	3	1	0	0	1	0	0 19
Team						1	1	2						
Totals			14-54	5-16	5-8	10	21	31	20	38	9	11	3	7 200

FG % 1st Half: 8-27 29.6% 2nd half: 6-27 22.2% Game: 14-54 25.9%
 3FG % 1st Half: 4-9 44.4% 2nd half: 1-7 14.3% Game: 5-16 31.3%
 FT % 1st Half: 3-3 100.0 2nd half: 2-5 40.0% Game: 5-8 62.5%

New Mexico 48 • 20-4, 6-2 MW

#	Player	Total		3-Ptr		Rebounds		PF	TP	A	T	Blk	Stl	Min
		FG-FGA	FG-FGA	FT-FTA	FT-FTA	Off	Def							
00	HARDEMAN, A.J.	f	3-6	0-0	3-8	4	4	8	1	9	0	2	2	0 33
32	GORDON, Drew	f	3-9	0-0	1-2	4	9	13	3	7	2	3	1	1 27
03	GREENWOOD, Hugh	g	1-4	1-3	5-6	0	7	7	1	8	0	1	0	2 26
10	WILLIAMS, Kendall	g	3-6	0-1	4-6	0	3	3	3	10	5	1	0	0 33
21	SNELL, Tony	g	0-0	0-0	0-0	0	1	1	2	0	1	3	1	0 23
04	ADAMS, Chad	g	0-1	0-1	0-0	1	0	1	1	0	1	0	0	0 3
13	FENTON, Jamal	g	2-3	1-2	0-1	0	1	1	0	5	0	1	0	3 14
23	MCDONALD, Phillip	g	1-6	1-4	0-0	0	4	4	2	3	1	2	0	0 14
40	WALKER, Demetrius	g	1-2	0-0	0-0	0	0	0	0	2	0	3	0	0 10

GM #27: COLORADO STATE 71, (18/21) NEW MEXICO 63 **TUES., FEB. 21, 2012 * FT. COLLINS, COLO. * 4,444**

GM #28: TCU 83, (18/21) NEW MEXICO 64 **SAT., FEB. 25, 2012 * FT. WORTH, TEXAS * 6,460**

New Mexico 63 • 22-5, 8-3 MW

#	Player	Total			3-Ptr			Rebounds			PF	TP	A	T	Blk	Stl	Min
		FG-FGA	FG-FGA	FT-FTA	FG-FGA	FG-FGA	FT-FTA	Off	Def	Tot							
00	HARDEMAN, A.J.	f	3-5	0-0	0-4	4	1	5	3	6	0	1	0	1	0	1	10
32	GORDON, Drew	f	6-10	0-0	1-1	2	4	6	2	13	3	6	1	0	0	33	
03	GREENWOOD, Hugh	g	0-3	0-2	0-0	1	2	3	4	0	0	1	0	1	0	19	
10	WILLIAMS, Kendall	g	3-13	1-5	9-10	0	3	3	1	16	1	3	0	1	0	36	
21	SNELL, Tony	g	1-4	0-2	0-0	2	2	4	2	2	2	2	1	1	1	21	
04	ADAMS, Chad	g	2-2	1-1	0-0	0	2	2	1	5	0	1	0	0	0	8	
13	FENTON, Jamal	g	1-6	1-4	0-0	0	2	2	0	3	3	2	0	0	0	21	
23	MCDONALD, Phillip	g	1-4	1-4	1-1	0	0	0	1	4	1	1	0	0	2	15	
40	WALKER, Demetrius	g	5-11	2-5	2-2	1	2	3	1	14	0	0	0	0	0	25	
41	BAIRSTOW, Cameron	g	0-2	0-0	0-0	2	3	5	3	0	2	0	1	0	0	12	
Team						0	4	4									
Totals			22-60	6-23	13-18	12	25	37	18	63	12	17	3	6	200		

FG % 1st Half: 12-32 37.5% 2nd half: 10-28 35.7% Game: 22-60 36.7%
 3FG % 1st Half: 3-10 30.0% 2nd half: 3-13 23.1% Game: 6-23 26.1%
 FT % 1st Half: 2-4 50.0% 2nd half: 11-14 78.6% Game: 13-18 72.2%

Colorado State 71 • 17-9, 6-5 MW

#	Player	Total			3-Ptr			Rebounds			PF	TP	A	T	Blk	Stl	Min
		FG-FGA	FG-FGA	FT-FTA	FG-FGA	FG-FGA	FT-FTA	Off	Def	Tot							
04	HORNUNG, Pierce	f	5-9	0-0	3-6	5	10	15	3	13	0	3	0	4	31		
10	EIKMEIER, Wes	g	4-11	2-4	1-1	0	2	2	1	11	0	1	0	0	33		
15	SABAS, Kalpo	g	2-4	1-2	2-2	0	3	3	1	7	3	2	0	0	3	32	
22	GREEN, Dorian	g	4-10	1-2	8-8	0	2	2	1	17	4	3	0	0	0	35	
33	SMITH, Dwight	g	3-7	0-1	2-2	0	0	0	5	8	1	2	0	0	0	18	
11	CARR, Jesse	g	3-4	1-1	2-2	0	2	2	3	9	5	1	0	2	33		
25	CALCATERRA, Chad	g	0-0	0-0	0-0	0	0	0	0	0	0	0	0	0	0	1	
44	SMITH, Greg	g	2-7	0-1	2-2	0	7	7	2	6	0	1	0	0	0	17	
Team						1	2	3									
Totals			23-52	5-11	20-23	6	28	34	16	71	13	14	0	9	200		

FG % 1st Half: 10-27 37.0% 2nd half: 13-25 52.0% Game: 23-52 44.2%
 3FG % 1st Half: 2-7 28.6% 2nd half: 3-4 75.0% Game: 5-11 45.5%
 FT % 1st Half: 8-8 100.0 2nd half: 12-15 80.0% Game: 20-23 87.0%

Officials: Scott Thornley, Randy McCall, Rick Randall
 Technical fouls: New Mexico-None. Colorado State-None.
 Attendance: 4444

Score by periods	1st	2nd	Total
New Mexico	29	34	63
Colorado State	30	41	71

Last FG - NM 2nd-00:32, CS 2nd-00:07.
 Largest lead - NM by 2 1st-19:16, CS by 8 2nd-03:38.

Points	In	Off	2nd	Fast	Bench
NM	24	11	11	0	26
CS	30	7	3	0	15

Score tied - 6 times.
 Lead changed - 5 times.

GM #29: (R/V/RV) NEW MEXICO 86, AIR FORCE 56 **WED., FEB. 29, 2012 * ALBUQUERQUE, N.M. * 15,152**

GM #30: (R/V/RV) NEW MEXICO 76, BOISE STATE 61 **SAT., MARCH 3, 2012 * ALBUQUERQUE, N.M. * 15,411**

Air Force 56 • 13-14, 3-10 MW

#	Player	Total			3-Ptr			Rebounds			PF	TP	A	T	Blk	Stl	Min
		FG-FGA	FG-FGA	FT-FTA	FG-FGA	FG-FGA	FT-FTA	Off	Def	Tot							
03	HAMMONDS, Justin	f	4-10	0-1	1-3	1	2	3	3	9	0	3	0	0	0	28	
05	FITZGERALD, Mike	f	3-6	1-2	1-2	0	3	3	3	8	0	1	0	0	0	25	
34	BROCKHUIS, Taylor	c	4-7	1-3	2-2	0	3	3	1	11	2	2	0	0	0	26	
10	FLETCHER, Todd	g	1-2	1-1	3-4	1	3	4	1	6	4	0	0	1	29		
14	LYONS, Michael	g	3-11	3-6	0-0	0	2	2	4	9	1	2	0	0	0	33	
00	OLESIANSKI, Marek	g	2-3	2-3	0-0	1	5	6	1	6	0	0	0	0	0	9	
04	WILLIAMS, Kamryn	g	0-1	0-1	0-0	0	0	0	0	0	0	0	0	0	0	4	
11	CARTER, Chris	g	0-0	0-0	0-0	0	0	0	0	0	0	0	0	0	0	1	
21	EARLS, DeLovell	g	1-1	0-0	0-0	0	0	0	1	2	0	0	0	0	0	1	
22	YON, Max	g	0-4	0-2	0-0	0	2	2	1	0	1	0	0	0	0	14	
25	GREEN, Kyle	g	1-4	0-3	2-2	1	1	2	3	4	4	1	0	1	1	17	
30	BRAKEVILLE, Adam	g	0-0	0-0	0-1	0	0	0	2	0	0	0	0	0	0	3	
32	HEMPSEY, Shawn	g	0-0	0-0	0-2	0	2	2	2	0	0	0	0	0	0	4	
43	BARNHILL, Colt	g	0-3	0-0	0-1	0	1	1	1	0	0	0	0	0	1	5	
44	KAMMERER, Chase	g	0-0	0-0	1-2	0	0	0	1	1	0	1	0	0	0	1	
Team						2	2	4									
Totals			19-52	8-22	10-19	6	26	32	24	56	12	10	0	3	200		

FG % 1st Half: 8-27 29.6% 2nd half: 11-25 44.0% Game: 19-52 36.5%
 3FG % 1st Half: 4-13 30.8% 2nd half: 4-9 44.4% Game: 8-22 36.4%
 FT % 1st Half: 3-5 60.0% 2nd half: 7-14 50.0% Game: 10-19 52.6%

New Mexico 86 • 23-6, 9-4 MW

#	Player	Total			3-Ptr			Rebounds			PF	TP	A	T	Blk	Stl	Min
		FG-FGA	FG-FGA	FT-FTA	FG-FGA	FG-FGA	FT-FTA	Off	Def	Tot							
00	HARDEMAN, A.J.	f	1-3	0-0	2-2	2	0	2	2	4	1	2	0	0	0	21	
32	GORDON, Drew	f	8-9	0-0	1-2	2	9	11	2	17	0	3	1	1	27		
03	GREENWOOD, Hugh	g	7-9	5-7	3-5	0	6	6	2	22	2	0	0	1	1	19	
10	WILLIAMS, Kendall	g	2-3	0-1	2-3	1	2	3	1	6	7	0	0	0	0	26	
21	SNELL, Tony	g	2-5	1-4	1-1	0	3	3	3	6	5	2	2	0	0	22	
02	PEREZ, Chris	g	0-0	0-0	1-2	0	0	0	0	1	0	0	0	0	0	1	
04	ADAMS, Chad	g	0-5	0-2	0-0	0	3	3	1	0	0	0	0	0	1	14	
05	DUNNING, Dominique	g	0-1	0-0	1-2	0	0	0	1	1	1	0	0	1	8		
13	FENTON, Jamal	g	3-8	1-5	1-1	0	2	2	2	8	3	0	0	0	1	18	
23	MCDONALD, Phillip	g	4-8	4-8	1-2	0	3	3	1	13	0	0	0	0	0	16	
40	WALKER, Demetrius	g	1-4	1-1	0-1	0	3	3	1	3	2	0	0	0	0	10	
41	BAIRSTOW, Cameron	g	1-4	0-1	3-4	4	3	7	3	5	0	0	0	0	0	18	
Team						1	0	1									
Totals			29-59	12-29	16-25	10	34	44	19	86	21	7	3	5	200		

FG % 1st Half: 16-29 55.2% 2nd half: 13-30 43.3% Game: 29-59 49.2%
 3FG % 1st Half: 4-13 30.8% 2nd half: 8-16 50.0% Game: 12-29 41.4%
 FT % 1st Half: 4-6 66.7% 2nd half: 12-19 63.2% Game: 16-25 64.0%

Officials: Gerry Pollard, Rick Randall, Shawn Lehig
 Technical fouls: Air Force-None. New Mexico-None.
 Attendance: 15152

Score by periods	1st	2nd	Total
Air Force	23	33	56
New Mexico	40	46	86

Last FG - AF 2nd-00:00, NM 2nd-01:34.
 Largest lead - AF by 1 1st-19:27, NM by 41 2nd-06:01.

Points	In	Off	2nd	Fast	Bench
AF	18	6	6	3	13
NM	28	11	11	8	31

Score tied - 0 times.
 Lead changed - 2 times.

Boise State 61 • 13-16, 3-11 MW

Game State 01 - 12/16/19

#	Player		Total			3-Ptr			Rebounds			PF	TP	A	T	Blk	Stl	Min
			FG-FGA	FG-FGA	FT-FTA	FG-FGA	FG-FGA	FT-FTA	Off	Def	Tot							
03	DRMIC, Anthony	f	3-10	0-6	1-1	0	4	4	4	7	2	2	0	1	35			
42	BUCKNER, Kenny	c	0-2	0-0	0-0	0	2	2	3	0	1	1	0	0	19			
02	MARKS, Derrick	g	5-10	1-2	6-6	0	5	5	5	17	4	5	0	0	34			
11	ELORRIAGA, Jeff	g	3-8	3-7	0-0	0	6	6	2	9	1	3	0	0	40			
30	PERRYMAN, Westly	g	0-3	0-2	0-0	0	0	0	0	0	0	1	1	0	1	23		
05	HANSTAD, Joe	g	0-1	0-1	0-0	0	0	0	1	0	0	0	0	0	8			
15	BROPLEH, Thomas	g	2-6	2-4	6-6	0	3	3	2	12	0	0	0	0	20			
23	WATKINS, Ryan	g	7-9	0-0	2-3	4	1	5	4	16	2	0	0	0	21			
	Team					1	1	2										
Totals			20-49	6-22	15-16	5	22	27	21	61	11	12	0	4	200			



A. J. HARDEMAN

Sr-3VL • Forward

6-8 • 235

Del Valle, Texas (Del Valle HS)

GENERAL INFO/CAREER

Two-year starter who moved to power forward as a junior after spending his first two seasons in the post • Originally signed with Texas Tech out of high school in 2007 • did not play basketball during the 2007-08 academic year • UNM is 20-4 in Hardeman's career when he scores in double figures • Played in 102 career games • Good chance to finish in the top-20 in career rebounding at UNM.

2011-12 • SENIOR

• Played in just one exhibition game with five points and four rebounds • Scored 13, including a career-best 7-of-8 effort from the line, in the season opener against New Orleans • grabbed two steals and drew two charges against NMSU • was a perfect 2-for-2 against Arizona State • had six points and four boards against Washington State • led the Lobos in scoring with nine points against Idaho State in a 24-point win • scored just two points against Missouri State, but held the reigning MVC Player of the Year Kyle Weems to just 4-of-16 shooting • had just four points against USC, but his two FTs with 17.9 left iced a 44-41 win • was superb defensively against Oklahoma State, helping hold leading scorer Le'Bryan Nash to six points on 2-of-15 shooting • grabbed five boards against UMKC • grabbed another five boards with four points before fouling out at New Mexico State • Had five points and four rebounds, including a key 12-foot jumper in the lane, against Saint Louis • had a perfect night from the field, going 3-for-3 for six points against Houston Baptist • was under the weather but still scored three points and grabbed four rebounds against North Dakota • scored eight points on 4-of-5 shooting against Wyoming • went 2-for-2 with two dunks against San Diego State • had a great offensive game against UNLV with 10 points and four rebounds • scored two points against Colorado

State as he was in foul trouble much of the night • grabbed four rebounds and had a dunk vs. TCU • grabbed three boards with two points against Air Force • scored four points at Boise State • had perhaps his best game of the year, with nine points, eight boards, two blocks, and several big defensive plays in helping to hold Wyoming to just 38 points • scored all his points vs. SDSU during a key 16-1 run, but was plagued by foul trouble most of the night • had three points and three boards with lockdown defense against UNLV • scored six points with five rebounds in a season-low 10 minutes at Colorado State • had a great effort against TCU, with 15 points on 5-of-7 shooting, with six rebounds • was solid defensively along with scoring four points and grabbing two rebounds against Air Force • had four points and three rebounds on Senior Day against Boise State • was a perfect 3-for-3 during the conference tournament, averaging 2.0 points

2010-11 • JUNIOR

• *Branch Law Firm Men's Basketball Awards • Lobo Award (All-Around Student-Athlete), Most Charges Drawn •*

• Averaged 7.6 points and 4.4 rebounds • scoring was up from sophomore season (7.0), but his rebound average was down from 5.5, but a lot of that had to do with the emergence of Drew Gordon • FT percentage improved dramatically...43.1% (53-123) his first two seasons, but 63% (53-84) in 2010-11, including 19-25 (76%) the last eight games • Started 51 straight games before coming off the bench against Colorado State Jan. 12 • Started the last seven games - UNM was 5-2 - after starting just two of his first 12 MWC affairs • Averaged 8.9 ppg the last eight games and 6.9 rebounds the last seven games • averaged only 5.4 ppg and 2.8 rpg his first 11 MWC games • Fouled out nine times, one short of the school season record held by four play-

SEASON/CAREER HIGHS

Points	Season...15 at TCU (2-25-12)	Free Throws	Season...7 New Orleans (11-11-11)
	Career...18 at Wyoming (1-16-10)		Career...7, 2x last New Orleans (11-11-11)
Rebounds	Season...8 vs. Wyoming (2-11-12)	Free Throw Attempts	Season...8, 3x last at TCU (2-25-12)
	Career...12 at Utah (2-13-10)		Career...11 vs. Longwood (12-17-10)
Field Goals	Season...5, 2x last at TCU (2-25-12)	Assists	Season...2, 2x last Houston Baptist (1-3-12)
	Career...8 vs. No. Iowa (12-23-10)		Career...3 (2x) last vs. CSU (3-10-11)
Field Goal Attempts	Season...11 at UNLV (1-21-12)	Steals	Season...3 Missouri State (12-3-11)
	Career...15 vs. No. Iowa (12-23-10)		Career...4 vs. Colorado St. (3-10-11)
Three-Point Field Goals	Season...None	Blocked Shots	Season...2 3x last vs. Wyoming (2-11-12)
	Career...None		Career...4 vs. No. Arizona (12-16-09)
Three-Point Field Goal Attempts	Season...1 at UNLV (1-21-12)	Minutes Played	Season...33 vs. Wyoming (2-11-12)
	Career...2 vs. Ole Miss (12-13-08)		Career...36 vs. San Diego State (2-6-10)

MISCELLANEOUS	SEA.	CAR.	MISCELLANEOUS	SEA.	CAR.
Double Figure Scoring	3	28	2+ blocks	3	21
Led UNM in Scoring	2	4	Charges Taken	5	48
Led UNM in Rebounds	1	11	Dunks	11	65
Double-Double	0	2	Led UNM in Steals	1	1

Game-by-Game Statistics

Opponent	GS	MP	FG-A	3P-A	FT-A	O-D-T	PF	A	TO	BS	ST	TP
New Orleans	*	18	3-3	0-0	7-8	3-4-7	3	1	4	0	1	13
New Mexico State	*	31	1-6	0-0	0-2	3-1-4	4	0	3	1	2	2
at Arizona State	*	18	2-2	0-0	0-0	1-3-4	4	0	1	0	1	4
vs. Santa Clara	*	20	0-3	0-0	0-0	1-0-1	5	0	3	2	0	0
vs. Washington St.	*	18	3-6	0-0	0-3	2-2-4	4	1	2	1	0	6
vs. Boston College	*	17	0-1	0-0	0-3	1-1-2	0	2	1	1	0	0
Idaho State	*	24	3-5	0-0	3-4	1-4-5	2	1	0	0	0	9
Missouri State	*	27	0-1	0-0	2-5	3-4-7	1	0	0	0	3	2
at USC	*	26	0-4	0-0	4-6	2-5-7	2	1	1	0	1	4
vs. Oklahoma St.	*	30	2-5	0-0	0-0	2-1-3	3	0	1	1	1	4
Montana State	*	19	1-2	0-0	1-2	1-1-2	2	0	1	2	2	3
UMKC	*	21	1-5	0-0	0-0	3-2-5	0	0	2	1	0	2
at New Mexico St.	*	20	2-6	0-0	0-0	3-2-5	5	0	2	1	1	4
Saint Louis	*	21	1-3	0-0	3-4	1-3-4	4	0	1	1	0	5
Houston Baptist	*	25	3-3	0-0	0-1	0-2-2	0	2	0	1	0	6
North Dakota	*	15	0-3	0-0	3-4	2-2-4	3	0	1	0	0	3
at Wyoming	*	29	4-5	0-0	0-0	2-0-2	4	0	2	0	0	8
San Diego State	*	23	2-2	0-0	0-0	2-1-3	2	1	0	1	1	4
at UNLV	*	30	5-11	0-1	0-0	3-1-4	4	0	2	0	0	10
Colorado State	*	13	1-3	0-0	0-0	0-1-1	5	1	4	1	1	2
TCU	*	17	1-2	0-0	0-4	0-4-4	3	0	0	0	0	2
at Air Force	*	17	1-1	0-0	0-0	1-2-3	1	0	3	0	0	2
at Boise State	*	19	2-3	0-0	0-0	0-1-1	2	0	0	0	0	4
Wyoming	*	33	3-6	0-0	3-8	4-4-8	1	0	2	2	0	9
at San Diego State	*	16	1-1	0-0	1-2	0-1-1	4	0	1	0	1	3
UNLV	*	24	1-4	0-0	1-4	2-1-3	2	2	1	0	0	3
at Colorado State	*	10	3-5	0-0	0-4	4-1-5	3	0	1	0	1	6
at TCU	*	29	5-7	0-0	5-8	4-2-6	3	1	3	0	0	15
Air Force	*	21	1-3	0-0	2-2	2-0-2	2	1	2	0	0	4
Boise State	*	23	2-3	0-0	0-2	0-3-3	1	0	1	1	0	4
vs. Air Force	*	17	1-1	0-0	0-0	0-1-1	4	2	2	1	0	2
at UNLV	*	21	2-2	0-0	0-2	0-1-1	2	2	0	1	0	4
vs. San Diego State*	15	0-0	0-0	0-0	0-0-0	4	2	0	1	0	0	
vs. Long Beach St.	*	15	1-2	0-0	1-2	0-0-0	3	0	2	0	1	3

HARDEMAN, A.J.

Season	gp-gs	min/avg	Total fg-fga	pct	3-Point fg-fga	pct	F-Throws ft-fga	pct	Rebounds off	def	tot	avg	pf	fo	ast	to	blk	stl	pts	avg
2008-09	33-2	296/9.0	33-63	.524	0-2	.000	8-28	.286	19	51	70	2.1	62	1	3	19	16	8	74	2.2
2009-10	35-35	804/23.0	100-188	.532	0-0	.000	45-95	.474	98	93	191	5.5	98	1	12	31	44	23	245	7.0
2010-11	34-24	765/22.5	102-198	.515	0-0	.000	53-84	.631	60	88	148	4.4	101	9	20	52	21	19	257	7.6
2011-12	34-34	722/21.2	58-119	.487	0-1	.000	36-80	.450	53	61	114	3.4	92	3	20	48	19	18	152	4.5
TOTAL	136-95	2587/19.0	293-568	.516	0-3	.000	142-287	.495	230	293	523	3.8	353	14	55	150	100	68	728	5.4

ers, the last being Andre Logan in 1979 • Combined 21 points (9-13 FGs) and 14 rebounds against Colorado State and BYU in the MWC Tournament • big game vs. CSU with 10 points and nine boards, plus he had a career-high four steals and tied a career mark with three assists in 31 minutes • First start in 10 games Feb. 26 at TCU and he responded with his second career double-double: 14 points and a season-high 10 rebounds • made 5-7 FGs and 4-5 FTs • A career FT shooter at less than 50%, he was a perfect 7-7 at the line against UNLV Feb. 23, and finished with 11 points • 12 points and 5 rebounds at Air Force Feb. 1 • made 4-4 FGs and 4-4 FTs in 18 minutes • Season-high 16 points vs. Northern Iowa, setting career-highs with eight FGs made and 15 FG attempts • added seven rebounds, five coming on the offensive glass • 12 points and five rebounds vs. Arizona State...had 10 points and three rebounds in the second half

2009-10 • SOPHOMORE

• *Branch Law Firm Men's Basketball Awards • Most Improved •*


• Arguably the most improved player on the team • Averaged 7.0 ppg, 5.5 rpg and 23 minutes compared to 2.2 ppg, 2.1 rpg and nine minutes/game in 2008-09 • 12 points, nine rebounds and three blocks vs. San Diego State in the MWC Tournament • His thunderous one-handed dunk against Dayton on Jan. 1 made ESPN's Top-10 plays • MWC Player of the Week Jan. 18 after leading UNM to wins over Utah and Wyoming...averaged 14.5 ppg and six rebounds in the two games • Best game of Lobo career at Wyoming with a career-high 18 points on 7-10 FGs...also seven rebounds, two blocks, two steals and he drew two charges • Five points and seven rebounds in the win vs. #16/18 Texas A&M...hit two crucial FTs with 16.9 seconds remaining to push the Lobo lead to four points • 12 points, eight rebounds, two blocks and two steals vs. New Mexico State Dec. 5 • Notched first career double-double with 10 points and 10 rebounds (6 offensive) at Hawai'i

2008-09 • FRESHMAN

Reserve who played the four or five spot, subbing for Daniel Faris or Roman Martinez • Averaged 2.2 points, 2.1 rebounds and 9 minutes in 33 games with two starts (Cal State Northridge and VCU) • 13 points and five boards against Southeast Missouri HIGH SCHOOL A 2007 graduate of Del Valle (Texas) HS • Three-star recruit by Scout.com • Rated 26th best recruit out of Texas in 2007 by Rivals.com • Averaged 24 points, 10 rebounds and five blocks at Del Valle his senior season

PERSONAL

Born Nov. 10, 1988, in Austin, Texas • Full name is Clinton Anthony Hardeman Jr. • Son of Clinton and Carrie Hardeman • Has one brother, Trevor, and one sister, Shaunea • Majoring in University Studies



CHRIS PEREZ

So-SQ • Guard

6-0 • 180

Corona, Calif. (Centennial HS)

2

GENERAL INFO/CAREER

Walk-on guard who comes to UNM from the same high school as former Lobo Jamaal Williams (2002-03)

2010-11 • SOPHOMORE

Played in both exhibition games, hitting a three-pointer against Western New Mexico • Saw a minute of action in the season opener against New Orleans, missing his only shot • recovered from having his appendix removed to get a minute's worth of action against Montana State, scoring on his only shot • saw action against UMKC • played two minutes against Houston Baptist, hitting his first career free throw • saw one minute of action against North Dakota • saw two minutes of action against Colorado State • hit a free throw against Air Force

2010-11 • FRESHMAN

Played three minutes in the two exhibition games, grabbing one rebound • Made Lobo debut against San Diego and scored a bucket in one minute • Scoreless in four minutes vs. Longwood • Played one minute against The Citadel, two minutes against Cal State Bakersfield and one against TCU.

HIGH SCHOOL

A 2010 graduate of Centennial High School in Corona, Calif. • Helped Centennial to a 25-5 season as a senior, including a 13-1 league mark • Averaged 4.1 points, 2.9 rebounds and 2.2 assists per game as a senior • Also picked up 25 steals on the year • Shot 29.6% from three-point • Had a season-best 11 points in a 91-78 win over Upland • Had a season-high six assists twice and a season-high three steals twice

PERSONAL

Born on January 16, 1992 • The son of Chris and Lora Perez • Undecided on a major.

SEASON HIGHS

Points

Season... 2 vs. Montana State (12-20-11)
Career... 2 2x last vs. Montana State (12-20-11)

Rebounds

Season... None
Career... 1 vs. Longwood

Field Goals

Season... 1 vs. Montana State (12-20-11)
Career... 2 2x last vs. Montana State (12-20-11)

Field Goal Attempts

Season... 1 vs. Montana State (12-20-11)
Career... 2 vs. Longwood

Three-Point Field Goals

Season... None
Career... none

Three-Point Field Goal Attempts

Season... 1 vs. New Orleans (11-11-11)
Career... 1 vs. New Orleans (11-11-11)

Free Throws

Season... 1, 2x last Air Force (2-29-12)
Career... 1, 2x last Air Force (2-29-12)

Free Throw Attempts

Season... 1, 2x last Air Force (2-29-12)
Career... 1, 2x last Air Force (2-29-12)

Assists

Season... None
Career... 1 vs. Longwood

Steals

Season... None
Career... none

Blocked Shots

Season... None
Career... none

Minutes Played

Season... 2 Houston Baptist (1-3-12)
Career... 4 vs. Longwood

MISCELLANEOUS

Charges Taken

SEA. CAR.

0 1

Game-by-Game Statistics

Opponent	GS	MP	FG-FGA	3P-3PA	FT-FTA	O-D-T	PF	A	TO	BS	ST	TP
New Orleans	1		0-1	0-1	0-0	0-0-0	0	0	0	0	0	0
New Mexico State			Did Not Play									
at Arizona State			Did Not Play									
vs. Santa Clara			Did Not Play									
vs. Washington St.			Did Not Play									
vs. Boston College			Did Not Play									
Idaho State			Did Not Play									
Missouri State			Did Not Play									
at USC			Did Not Play									
vs. Oklahoma St.			Did Not Play									
Montana State	1	1-1	0-0		0-0	0-0-0	0	0	0	0	0	2
UMKC	1	0-1	0-0		0-0	0-0-0	0	0	1	0	0	0
at New Mexico St.			Did Not Play									
Saint Louis			Did Not Play									
Houston Baptist	2	0-0	0-1		1-2	0-0-0	0	0	0	0	0	1
North Dakota	1	0-0	0-0		0-0	0-0-0	0	0	0	0	0	0
at Wyoming			Did Not Play									
San Diego State			Did Not Play									
Colorado State	2	0-0	0-0		0-0	0-0-0	0	0	0	0	0	0
TCU			Did Not Play									
at Air Force			Did Not Play									
at Boise State			Did Not Play									
Wyoming			Did Not Play									
at San Diego State			Did Not Play									
UNLV			Did Not Play									
at Colorado State			Did Not Play									
at TCU			Did Not Play									
Air Force	1	0-0	0-0		1-2	0-0-0	0	0	0	0	0	0
Boise State			Did Not Play									
vs. Air Force			Did Not Play									
at UNLV			Did Not Play									
vs. San Diego State			Did Not Play									
vs. Long Beach St			Did Not Play									

PEREZ, Chris

			Total		3-Point		F-Throws		Rebounds											Scoring	
Season	gp-gs	min/avg	fg-fga	pct	fg-fga	pct	ft-fa	pct	off	def	tot	avg	pf	fo	ast	to	blk	stl	pts	avg	
2010-11	5-0	9/1.8	1-3	.333	0-0	.000	0-0	.000	0	1	1	0.2	0	0	1	1	0	0	2	0.4	
2011-12	7-0	9/1.3	1-3	.333	0-1	.000	2-4	.500	0	0	0	0.0	0	0	0	1	0	0	4	0.6	
TOTAL	12-0	18/1.5	2-6	.333	0-1	.000	2-4	.500	0	1	1	0.1	0	0	1	2	0	0	6	0.5	



HUGH GREENWOOD

Fr-HS • Guard
6-3 • 209
Hobart, Australia (Australian Institute of Sport)

GENERAL CAREER/INFO

Greenwood comes to New Mexico as the fourth Aussie to sign with the program, and the second straight out of the Australian Institute of Sport • Greenwood follows in the footsteps of Aussies Luc Longley (1987-91) from Perth, Ryan Kersten (2005-07) from Modbury Heights, and Cameron Bairstow of Brisbane, who is a current teammate • was the youngest player to attend, and is the longest serving athlete in the history of the Australian Institute of Sport • served as the AIS captain

2011-12 • FRESHMAN

Played in both exhibition games, averaging three points • had 10 assists in the two exhibitions with just one turnover • recorded six assists in his first career game against New Orleans in the opener • had a five assist no turnover game in his first career start, at Arizona State. Also hit his first two career threes in that game • scored a career-high 14, with three assists and no turnovers in an OT loss to Santa Clara • had another five assist, no turnover game, this against Washington State • had no turnovers and three assists with seven points against Boston College • had his first collegiate dunk against Idaho State, but his streak of 120 consecutive minutes without a turnover came to an end • hit a career-high three three-pointers, part of an 11-point effort against Hugh Greenwood • led the team with five assists at USC • had no assists against Oklahoma State, but had 12 points, including eight straight to help UNM pull away in the second half • scored five points including a dunk and added four assists against Montana State • scored seven points with four boards and two assists against UMKC • had five points and two assists against New Mexico State • had two points, two points, two assists and a block against Saint Louis • scored 10 points on 4-of-6 shooting against Houston Baptist before leaving after spraining his ankle on the basketball support pad • did not play against North Dakota

or Wyoming • returned to action against San Diego State in a reserve role, dishing out three assists • returned to the starting lineup against UNLV, dishing out a team-high four assists • scored first MW points of his career, netting nine with a pair of assists against Colorado State • scored five points with two assists and three boards against TCU • scored five points against Air Force, including a one-handed breakaway dunk • recorded his first double-double with 10 points and a career-high 10 rebounds at Boise State • had seven more boards and eight points against Wyoming, including four clutch free throws and a key loose ball recovery in the final minutes • hit one basket vs. SDSU, but it was a key late three to quell an SDSU run, and he grabbed four defensive boards as well • had a team-high three steals against UNLV • had three boards against Colorado State • scored six points against TCU, coming in off the bench • had a career-high 22 points on five three-pointers, also grabbing six rebounds against Air Force. He hit his first five shots of the second half, four from three, scoring UNM's first 14 points of the second half • exploded again, this time with 15 points with five rebounds and three assists against Boise State • scored seven points with seven rebounds against Air Force • had four points but five assists against UNLV in the semifinals • had a season-high tying 10 rebounds with six points, including an opening three in the second half, against SDSU in the championship game • scored 12 points in his NCAA Tournament debut against Long Beach State, including going 4-for-4 from the line in the final three minutes

HIGH SCHOOL

In the summer of 2011, Greenwood made a huge splash internationally, leading the Australian U-19 squad in the FIBA U-19 World Championships in Latvia • helped the Aussies to a sixth-place finish, averaging 17.1 points, 2.6 assists, and 4.0 rebounds per game • Was one of five players named First Team All-U-19 Worlds • he shot .439 for

SEASON HIGHS

Points	Free Throws
Season... 22 Air Force (2-29-12)	Season... 5 vs. Wyoming (2-11-12)
Rebounds	Free Throw Attempts
Season... 10, 2x last vs. San Diego State (3-10-12)	Season... 6 vs. Wyoming (2-11-12)
Field Goals	Assists
Season... 7 Air Force (2-29-12)	Season... 6 New Orleans (11-11-11)
Field Goal Attempts	Steals
Season... 10 at Arizona State (11-18-11)	Season... 3, 2x last UNLV (2-18-12)
Three-Point Field Goals	Blocked Shots
Season... 5 Air Force (2-29-12)	Season... 2, 2x last vs. LBSU (3-15-12)
Three-Point Field Goal Attempts	Minutes Played
Season... 7, 3x, last Air Force (2-29-12)	Season... 33 vs. Santa Clara (11-24-11)

MISCELLANEOUS	SEA. CAR.	MISCELLANEOUS	SEA. CAR.
Double Figure Scoring	8	Dunks	3
Led UNM in scoring	1	Charges Drawn	3
Led UNM in assists	4	Led UNM in blocks	2
Led UNM in steals	5		
Led UNM in rebounds	2		

Game-by-Game Statistics

Opponent	GS	MP	FG-FGA	3P-3PA	FT-FTA	O-D-T	PF	A	TO	BS	ST	TP
New Orleans		18	2-5	0-2	0-0	2-2-4	2	6	1	1	2	4
New Mexico State		9	0-1	0-0	1-2	1-0-1	3	0	2	0	0	1
at Arizona State	*	28	2-10	2-7	0-0	0-1-1	3	5	0	0	0	6
vs. Santa Clara	*	33	4-7	2-5	4-4	2-1-3	4	3	0	0	0	14
vs. Washington St.	*	26	1-4	1-3	0-0	0-2-2	3	5	0	0	2	3
vs. Boston College	*	27	3-4	1-2	0-0	0-5-5	3	3	0	0	0	7
Idaho State	*	22	3-6	1-4	0-0	0-3-3	4	1	2	0	1	7
Missouri State	*	25	4-9	3-7	0-0	1-5-6	1	1	0	1	3	11
at USC	*	26	0-3	0-3	0-0	1-1-2	2	5	3	1	1	0
vs. Oklahoma St.	*	24	4-6	1-2	3-5	0-3-3	4	0	1	0	2	12
Montana State	*	20	2-4	1-2	0-0	1-2-3	2	4	1	0	2	5
UMKC	*	20	1-1	1-1	4-5	0-0-4	1	2	1	1	1	7
at New Mexico St.	*	19	2-4	1-3	0-0	0-0-0	3	2	1	0	1	5
Saint Louis	*	20	1-3	0-1	0-0	0-2-2	0	2	1	1	0	2
Houston Baptist	*	16	4-6	2-4	0-0	0-2-2	1	3	2	1	0	10
North Dakota						Did Not Play						
at Wyoming						Did Not Play						
San Diego State		10	0-3	0-3	0-0	0-3-3	1	3	0	0	0	0
at UNLV	*	24	0-4	0-2	0-1	1-4-5	0	4	3	1	0	0
Colorado State	*	22	4-6	1-3	0-1	1-2-3	1	2	0	1	0	9
TCU	*	23	2-4	0-2	1-3	1-2-3	2	2	0	1	0	5
at Air Force	*	17	2-5	1-4	0-0	0-0-0	2	3	2	2	2	5
at Boise State	*	27	3-6	2-4	2-2	0-10-10	0	3	0	0	1	10
Wyoming	*	26	1-4	1-3	5-6	0-7-7	1	0	1	0	2	8
at San Diego State	*	23	1-5	1-3	0-0	0-4-4	2	2	2	0	1	3
UNLV	*	26	1-5	0-0	0-1	0-4-4	2	2	1	0	3	2
at Colorado State	*	19	0-3	0-2	0-0	1-2-3	4	0	1	0	1	0
at TCU	*	21	2-3	1-1	1-2	0-3-3	2	2	4	0	0	6
Air Force	*	19	7-9	5-7	3-5	0-6-6	2	2	0	0	1	22
Boise State	*	30	4-7	3-6	4-6	0-5-5	3	3	0	1	1	15
vs. Air Force	*	30	2-6	1-4	2-2	2-5-7	2	2	0	0	1	7
at UNLV	*	31	2-6	0-3	0-0	0-2-2	4	5	1	0	0	4
vs. San Diego State*		30	2-7	2-5	0-0	1-9-10	1	1	0	0	0	6
vs. Long Beach St.	*	27	3-6	2-5	4-4	0-4-4	1	4	2	2	1	12

GREENWOOD, Hugh

			Total		3-Point		F-Throws		Rebounds											Scoring	
Season	gp-gs	min/avg	fg-fga	pct	fg-fga	pct	ft-fta	pct	off	def	tot	avg	pf	fo	ast	to	blk	stl	pts	avg	
2011-12	32-28	738/23.1	69-162	.426	36-103	.350	34-49	.694	15	105	120	3.8	66	0	82	32	14	28	208	6.5	
TOTAL	32-28	738/23.1	69-162	.426	36-103	.350	34-49	.694	15	105	120	3.8	66	0	82	32	14	28	208	6.5	

the tournament, and .377 from the three, going 23-of-61, including 16-for-35 in the final three games, a .457 clip • scored in double-figures in all eight games he played, and he had at least 21 in each of his final three games, including a tournament-best 26-point effort against the United States • Against the U.S., he also led the Emus with six rebounds and five assists (to just one turnover) • Australia won its group with a 5-1 record, and finished 6-3 in the tournament overall, taking sixth place. They lost a chance at the gold medal with a 93-74 loss to Serbia. Australia then routed Croatia 90-63 before losing in the final minute to the U.S. 78-77 • along with his 24.0 point average in the final three-game phase, he also hit 16 threes, added 5.0 rebounds, 3.0 assists, and added five steals • has played over 50 international games for Australia including winning five gold and two bronze medals • along with the U-19 Worlds, he has traveled and played in the United States, Italy, France, Taiwan, China, Germany, Guam and New Zealand • In 2010-11, he played for the Australian Under 19 Team, where he served as captain during the Albert Schweitzer Tournament • served as the Aussie captain and was an all-tournament selection as the Australian's won the gold medal, defeating a pair of German squads in the semifinals and finals in front of heavy pro-German crowds in Mannheim, Germany • helped his squad to the gold medal as the only undefeated squad in the 16-team event • also played for the Australian Senior National Team in a three-game series vs. Argentina, and he averaged 16.0 points, 5.3 rebounds, and 1.7 assists in Australia's FIBA Oceania qualifying series against New Zealand • in 2009 he played for the Australian Under 17 team, serving as captain and helping his squad to the gold medal of the Youth Olympic Festival in Sydney, averaging 14.0 points, 6.3 rebounds, and 3.5 assists. At age 17, he was one of the youngest players ever picked for the Australian Senior Team. He also played for the Australian Under 19 team in several tournament, including a Tour of France, the 4 Nations Tournament in Melbourne, and the Under 19 FIBA World Championships (New Zealand) • earned the Basketball Australia Junior Player of the Year Award and competed with AIS on a tour of Italy • was the youngest player to ever debut for the Boomers, Australia's Senior Team squad that won the Stankovic Cup in China in 2009 • in that tournament the Boomers defeated Turkey, China and Angola on three straight days in round robin play, and then again defeated Turkey in the title match 69-52 • has been named Basketball Australia's Junior Male Player of the Year and was captain of the national team that won gold at the Australian Youth Olympic Festival.

PERSONAL

Born March 6, 1992, in Hobart, Australia • father played water polo, and his mother played basketball • Undecided on a major.



CHAD ADAMS

4

Jr-2VL • Guard/Forward
6-6 • 190
Albuquerque, N.M. (Highland HS)

GENERAL INFO/CAREER

Two-year letterman who provides UNM with several options • Can play the wing or down low • Good leaper and excellent speed

2011-12 • JUNIOR

Missed the exhibition season and the opening first two games of the season due to a suspension • saw his first action in the final minute of the first half against Arizona State • saw first significant action of the season against Santa Clara, scoring five points in 13 minutes • had 11 points in 20 minutes, filling in for an ill Cameron Bairstow, going 4-for-8 against Washington State • had four points in 10 minutes against Boston College • was superb against Montana State, going for 11 points, hitting a pair of threes • had two points and four rebounds against UMKC • solid against New Mexico State with seven points on 3-of-5 shooting as UNM's bigs got into foul trouble • scored two points on free throws in 11 minutes against Houston Baptist • scored six points with two assists and a career-high three steals against North Dakota • was again big in Laramie, going 2-for-2 with a team-best two steals in a 10-point road win • chipped in five points against Colorado State • had three rebounds against Air Force

2010-11 • SOPHOMORE

• Averaged 3.1 ppg, 1.6 rpg and 10 minutes a game...a three-pointer and one rebound in seven minutes against UTEP in the NIT opener • had just four points and six rebounds in 48 minutes his previous eight games • two points and a career-high five rebounds in 18 minutes March 5 against Air Force • 10 points in 12 minutes at Air Force Feb. 1, drilling 4-5 FGs and both of his threes • Great second half in the win over No. 9 BYU Jan. 29 with seven points and three rebounds in just eight minutes • Made his first career start Jan. 12 against Colorado State • had four points, two

rebounds and two assists in 13 minutes • nine points on 3-3 FGs from three-point in a career-best 25 minutes at Wyoming Jan. 8 • the three threes tied a career-high • A combined 26 points in consecutive games against Longwood and The Citadel on 10-12 FGs, 3-3 from three and 3-3 FTs in 31 minutes • scored 23 of the 26 points in the second half • 11 points on a career-best 3-3 FGs from three-point against The Citadel • also three rebounds, two assists and a block • A career-high 15 points - all in the second half - against Longwood • made 7-9 FGs and 1-1 FTs plus two steals in just 16 minutes of action • Four points, four rebounds, an assist and a steal vs. Arizona State • played just five minutes against San Diego State, scoring two points • recorded four points on 2-of-3 shooting at Air Force • scored eight points in just seven minutes against SDSU, including a season-best two three-pointers • scored five first half points against Colorado State • hit two free throws in five minutes against TCU • scored four points in three minutes against Boise State • saw action in two conference tournament games, logging five minutes and a rebound

2009-10 • FRESHMAN

Reserve who played the 3 or 4 • averaged 5.5 minutes in 31 games • five points vs. Wyoming in The Pit, the most since five at Air Force...went 2-2 from the floor in nine minutes against the Cowboys • five points and a season-high four rebounds in eight minutes vs. Colorado State on Jan. 23 • Three points and two rebounds in five minutes vs. Creighton • Season-high 13 points vs. Miami (Ohio)...made 4-4 FGs and 4-4 FTs in a season-high 14 minutes • Played three minutes at New Mexico State, scoring two points in his Lobo debut

HIGH SCHOOL

A 2009 graduate of Albuquerque Highland HS • Rated a three-star recruit by Scout.com and Rivals.com entering his

SEASON/CAREER HIGHS

Points	Season... 11 2x last vs. Montana State (12-20-11)	Free Throws	Season... 3 2x last vs. Montana State (12-20-11)
	Career... 15 vs. Longwood (12-17-10)		Career... 4 2x last vs. Miami-Ohio (11-22-09)
Rebounds	Season... 4 UMKC (12-22-11)	Free Throw Attempts	Season... 4 vs. Montana State (12-20-11)
	Career... 5 vs. Air Force (3-5-11)		Career... 4 6x last vs. Montana State (12-20-11)
Field Goals	Season... 4 vs. Wash. St. (11-25-11)	Assists	Season... 2, 6x last North Dakota (1-7-12)
	Career... 7 vs. Longwood (12-17-10)		Career... 2 8x last North Dakota (1-7-12)
Field Goal Attempts	Season... 8 vs. Wash. St. (11-25-11)	Steals	Season... 3 North Dakota (1-7-12)
	Career... 9 vs. Longwood (12-17-10)		Career... 3 North Dakota (1-7-12)
Three-Point Field Goals	Season... 2, 2x last at San Diego St. (2-15-12)	Blocked Shots	Season... 1 3x last at Wyoming (1-14-12)
	Career... 3 vs. The Citadel/at Wyoming		Career... 1, 5x last at Wyoming (1-14-12)
Three-Point Field Goal Attempts	Season... 3 at San Diego State (2-15-12)	Minutes Played	Season... 20 vs. Wash. St. (11-25-11)
	Career... 4 vs. TCU (1-26-11)		Career... 25 at Wyoming (1-8-11)

MISCELLANEOUS SEA. CAR.

Double Figure Scoring	2	6
Dunks	0	1
Charges Taken	2	9
Lead UNM in Steals	4	4

Game-by-Game Statistics

Opponent	GS	MP	FG-A	3P-A	FT-A	O-D-T	PF	A	TO	BS	ST	TP
New Orleans			DNP-Suspension									
New Mexico State			DNP-Suspension									
at Arizona State	1	0-0	0-0		0-0	0-0-0	0	0	0	0	0	0
vs. Santa Clara	13	1-4	0-0		3-3	0-3-3	0	2	0	0	0	5
vs. Washington St.	20	4-8	1-1		2-2	1-2-3	4	2	2	1	0	11
vs. Boston College	10	1-2	0-0		2-2	1-0-1	0	0	0	0	0	4
Idaho State	8	1-3	0-0		0-0	1-1-2	0	1	0	0	0	2
Missouri State	3	0-0	0-0		0-0	0-0-0	1	2	1	0	0	0
at USC			Did Not Play									
vs. Oklahoma St.	3	0-0	0-0		0-0	0-0-0	1	0	0	0	0	0
Montana State	15	3-4	2-2		3-4	1-0-1	3	2	1	0	0	11
UMKC	18	1-2	0-0		0-0	1-3-4	0	2	0	0	1	2
at New Mexico St.	17	3-5	1-2		0-0	1-1-2	2	0	2	1	0	7
Saint Louis	9	0-0	0-0		1-2	0-1-1	0	0	0	0	0	1
Houston Baptist	11	0-1	0-1		2-2	2-0-2	0	0	0	0	1	2
North Dakota	18	3-4	0-1		0-0	0-0-0	0	2	0	0	3	6
at Wyoming	13	2-2	0-0		0-0	0-0-0	1	1	0	1	2	4
San Diego State	5	1-2	0-0		0-0	2-0-2	0	0	0	0	0	2
at UNLV			Did Not Play									
Colorado State	14	2-7	0-1		1-1	3-1-4	0	1	1	0	1	5
TCU	12	0-0	0-0		1-2	0-2-2	2	0	0	0	0	1
at Air Force	16	2-3	0-0		0-0	0-4-4	2	1	0	0	1	4
at Boise State	10	0-1	0-0		0-0	1-2-3	2	1	1	0	1	0
Wyoming	3	0-1	0-1		0-0	1-0-1	1	1	0	0	0	0
at San Diego State	7	3-4	2-3		0-0	0-1-1	5	0	1	0	0	8
UNLV	4	0-1	0-1		0-0	0-1-1	0	0	0	0	0	0
at Colorado State	8	2-2	1-1		0-0	0-2-2	1	0	1	0	0	5
at TCU	5	0-0	0-0		2-2	1-0-1	2	0	0	0	0	2
Air Force	14	0-5	0-2		0-0	0-3-3	1	0	0	0	1	0
Boise State	3	1-2	0-0		2-2	1-0-1	1	0	0	0	1	4
vs. Air Force	4	0-0	0-0		0-0	0-1-1	1	0	1	0	0	0
at UNLV			Did Not Play									
vs. San Diego State	1	0-0	0-0		0-0	0-0-0	1	0	1	0	0	0
vs. Long Beach St.			Did Not Play									

ADAMS, Chad

			Total		3-Point		F-Throws		Rebounds											Scoring	
Season	gp-gs	min/avg	fg-fga	pct	fg-fga	pct	ft-flt	pct	off	def	tot	avg	pf	fo	ast	to	blk	stl	pts	avg	
2009-10	31-0	169/5.5	16-34	.471	2-7	.286	16-23	.696	10	25	35	1.1	28	0	3	10	0	3	50	1.6	
2010-11	34-1	340/10.0	40-84	.476	12-29	.414	15-22	.682	14	40	54	1.6	41	0	16	17	2	10	107	3.1	
2011-12	28-0	265/9.5	30-63	.476	7-16	.438	19-22	.864	17	28	45	1.6	30	1	18	12	3	12	86	3.1	
TOTAL	93-1	774/8.3	86-181	.475	21-52	.404	50-67	.746	41	93	134	1.4	99	1	37	39	5	25	243	2.6	

senior season • Ranked as the No. 54 shooting guard in the class of 2009 by ESPN.com • Albuquerque Player of the Year and second team all-state as a senior after averaging more than 20 points, 10 rebounds and two assists a game • Led the Hornets to a second-place finish in the state Class 5A tournament • Played for head coach Danny Brown • Averaged 17.1 ppg and 11.3 rpg as a junior, earning second team all-state honors

PERSONAL

Full name is Chad Rishard Adams • Born September 24, 1990, in Fairfield, Calif., which is near Oakland • Son of Stephen and LaConya • Father is still active in the Air Force, operating the Mental Health Flight at Kirtland AFB in Albuquerque • Mother is in the Air Force Reserves • Has two brothers, Stephen and Christopher, and a sister, Jasmine •



DOMINIQUE DUNNING 5

Fr-HS • Guard

6-4 • 198

Corona, Calif. (Centennial HS)

GENERAL INFO/CAREER

Well-built guard who can shoot the ball or score off the dribble • committed to the program as a sophomore, and signed his letter of intent prior to his senior season • a solid defender

2011-12 • FRESHMAN

Averaged four points in two exhibitions, hitting 4-for-5 shots from the field • Played 12 minutes in his collegiate opener, grabbing two rebounds • scored his first career points on his first career three-point shot, coming against New Mexico State • played seven minutes near his hometown, scoring on a three-point play against Washington State • was productive off the bench in 11 minutes against Boston College with a pair of rebounds and a point • scored a career-high six points in a career-high 13 minutes against Montana State • played 11 minutes against UMKC, going 2-for-3 from the field for four points • scored on his only shot against New Mexico State • went 2-for-2 and scored five points, including a pair of steals, against Houston Baptist • had three rebounds with two steals and a block and a steal against North Dakota • played three minutes against UNLV, but was productive with a steal and an assist • scored two points with an offensive rebound in three minutes of work against Colorado State • saw a MW high of 10 minutes, scoring two points with two assists against Air Force • saw eight minutes of action against Air Force in The Pit hitting a free throw, getting a steal and assist as well

HIGH SCHOOL

Dunning lettered for Centennial for three seasons • finished his career with 2,045 points, becoming the 11th player in Riverside history to break the 2,000-point barrier • had a superb senior season, averaging 21.0 points per game with eight boards, four assists and two steals as Centennial advanced to the CIF Southern Section Championship game and the California State semifinals

• While mostly a guard as a senior, he played all five positions, including several games in which he played all five in the same game • was a First Team All-State selection, and was named to the CIF All-Sectional team • was a finalist for the prestigious Mr. Basketball award in the state of California (one of seven finalists) • received the CIF State medal for sportsmanship after the So-Cal Championship game • Was Big VIII League MVP back-to-back seasons, and was the Press Enterprise Player of the Year as well • was named First Team All-Area as a junior • was also a two-time L.A. Times All-Area pick and he was named Second Team Press Telegram "Best in the West" • picked up several other honors as a junior • was named First Team All-California for juniors by ESPN's Rise, and he was an all-state pick by MaxPreps, as well as an All-CIF pick • also earned a slot on the 2009 MaxPreps Holiday Classic All-Tournament Team after averaging 21.8 points, 6.3 rebounds and 3.8 assists in the four-game tournament • as a junior he scored 544 points that season in leading Centennial to a 25-5 overall record, and a 13-1 league mark. He averaged 18.1 points per game, 6.9 rebounds per game, and 4.2 assists per game. He scored in double-figures in 29 of 30 games (getting nine in the one game he didn't hit double-figures), and he racked up three double-doubles • was at his best late in the season, averaging 25.0 points over his final three games. Included in that stretch was a near quadruple-double against Cabrillo, where he scored 26 points and added nine assists, seven rebounds, and seven steals. The smooth shooter hit .529 from the field as a junior, and .378 from the three (30-of-79) • as a sophomore, Dunning scored 473 points in 28 games, averaging 16.9 per contest • he added 9.1 rebounds and 4.3 assists as the Huskies went 24-4 overall and 12-2 in league play. Dunning shot .469 from the field as a sophomore, and recorded nine double-doubles

PERSONAL

SEASON HIGHS

Points	Free Throws
Season... 6 Montana State (12-20-11)	Season... 1, 4x last Air Force (2-29-12)
Rebounds	Free Throw Attempts
Season... 3 North Dakota (1-7-12)	Season... 2, 4x last Air Force (2-29-12)
Field Goals	Assists
Season... 3 Montana State (12-20-11)	Season... 2 2x last at Air Force (1-31-12)
Field Goal Attempts	Steals
Season... 5 Montana State (12-20-11)	Season... 2, 2x last Houston Baptist (1-3-12)
Three-Point Field Goals	Blocked Shots
Season... 1 vs. New Mexico St. (11-16-11)	Season... 1, 3x last North Dakota (1-7-12)
Three-Point Field Goal Attempts	Minutes Played
Season... 2 at Air Force (1-31-12)	Season... 13 Montana State (12-20-11)

MISCELLANEOUS SEA. CAR.

Dunks	1	1
Charges Taken	1	1
Led team in Steals	1	1

Game-by-Game Statistics

Opponent	GS	MP	FG-FGA	3P-3PA	FT-FTA	O-D-T	PF	A	TO	BS	ST	TP
New Orleans	12		0-1	0-0	0-0	0-2-2	4	0	2	0	0	0
New Mexico State	5		1-1	1-1	0-0	1-0-1	2	0	0	0	0	3
at Arizona State	1		0-0	0-0	0-0	0-0-0	0	0	0	0	0	0
vs. Santa Clara			Did Not Play									
vs. Washington St.	7		1-2	0-0	1-1	0-0-0	0	0	0	0	1	3
vs. Boston College	11		0-1	0-0	1-2	1-0-1	1	0	0	0	0	1
Idaho State	5		0-0	0-0	0-0	0-1-1	0	0	0	0	0	0
Missouri State	3		0-0	0-0	0-0	0-1-1	0	0	0	0	0	0
at USC			Did Not Play									
vs. Oklahoma St.			Did Not Play									
Montana State	13		3-5	0-1	0-0	1-0-1	0	1	1	0	2	6
UMKC	11		2-3	0-0	0-2	0-1-1	1	0	0	0	0	4
at New Mexico St.	3		1-1	0-0	0-0	1-0-1	0	0	0	1	0	2
Saint Louis			Did Not Play									
Houston Baptist	9		2-2	0-0	1-2	1-1-2	3	0	1	1	2	5
North Dakota	10		0-2	0-0	0-0	0-3-3	1	2	1	1	1	0
at Wyoming			Did Not Play									
San Diego State			Did Not Play									
at UNLV	3		0-0	0-0	0-0	0-0-0	0	1	0	0	1	0
Colorado State	3		1-1	0-0	0-0	1-0-1	0	0	0	0	0	2
TCU	1		0-0	0-0	0-0	0-0-0	0	0	0	0	0	0
at Air Force	10		1-3	0-2	0-0	0-0-0	1	2	0	0	1	2
at Boise State	2		0-1	0-0	0-0	0-0-0	1	0	1	0	0	0
Wyoming			Did Not Play									
at San Diego State			Did Not Play									
UNLV	1		0-0	0-0	0-0	0-0-0	0	0	0	0	0	0
at TCU			Did Not Play									
Air Force	8		0-1	0-0	1-2	0-0-0	1	1	0	0	1	1
Boise State			Did Not Play									
vs. Air Force	1		0-0	0-0	0-0	0-0-0	0	0	0	0	0	0
at UNLV			Did Not Play									
vs. San Diego State			Did Not Play									
vs. Long Beach St.			Did Not Play									

Born Sept. 8, 1992, in Glendora, Calif. • Son of Alan Dunning • Undecided on a major.

DUNNING, Dominique

			Total		3-Point		F-Throws		Rebounds											Scoring	
Season	gp-gs	min/avg	fg-fga	pct	fg-fga	pct	ft-fga	pct	off	def	tot	avg	pf	fo	ast	to	blk	stl	pts	avg	
2011-12	20-0	119/6.0	12-24	.500	1-4	.250	4-9	.444	6	10	16	0.8	15	0	7	7	3	9	29	1.5	
TOTAL	20-0	119/6.0	12-24	.500	1-4	.250	4-9	.444	6	10	16	0.8	15	0	7	7	3	9	29	1.5	



KENDALL 10 WILLIAMS

So-1VL • Guard

6-3 • 180

Rancho Cucamonga, Calif. (Los Osos HS)

GENERAL INFO/CAREER

• Perhaps the quickest player on the squad, Williams was one of the nation's top freshmen in 2010-11 • can play multiple positions • originally committed to UCLA • is an avid chess player and soccer player • one of UNM's vocal leaders • named to the 2012 Cousy Watch List, one of 65 candidates for the award

2011-12 • SOPHOMORE

• *Preseason All-Mountain West* • *Mid-season Cousy Award Watch List* • *Second Team All-Mountain West* •

Averaged 16.5 points per game in the exhibition season, hitting 19-of-20 free throws • Led UNM with seven assists and added 12 points in the opener against New Orleans • came off the bench with a team-high 16 points against Arizona State • rebounded from a zero field goal game with 17 points, including a team-leading seven rebounds • had a 10-point night, including several late free throws, against Boston College • had six assists and seven points versus Idaho State • scored a season-high 19 points, going 10-for-12 from the line • scored seven points against USC • led UNM in scoring against Oklahoma State with 16 points, including going 6-for-6 from the line in the second half • filled up the stat sheet against Montana State with eight points, seven assists, and four steals • did not play against UMKC, as coach Alford sat him for the game for "having a poor first semester academically" • rebounded from the benching with 12 points and four assists against New Mexico State • had nine points, including a steal and breakaway dunk with under two minutes left, against Saint Louis • scored nine points on his best shooting night of the season, going 4-for-6, against Houston Baptist • scored a career-high 21 points with a career-high tying four three-pointers against North Dakota, adding six assists • led UNM with 14 points including 2-of-3 from three and a perfect 6-for-6 from

the line • scored 16 points with five assists against San Diego State, hitting a career-high tying four three-pointers • tied for team leading in scoring against UNLV with 15 points, including a pair of threes and three assists with two steals • scored seven points but dished out four assists and blocked two shots against Colorado State • netted 14 points with a team-high five rebounds against TCU, adding a team-high three steals • had a perfect night from the field, going 5-for-5 from the field with a three, and 2-for-2 from the line against Air Force, adding four assists • led UNM with 18 points, 14 in the second half, at Boise State • led UNM with 10 points and five assists against Wyoming • tied his career-high with 21 points, including a career-best five threes, in leading UNM to a win over SDSU in San Diego • scored seven against UNLV, with two steals • led UNM with 16 points against the CSU Rams, including 9-for-10 from the line • scored 10 points off the bench against TCU, adding three assists • scored six points against Air Force but added seven assists with no turnovers • had seven assists for the fifth time this season, to go with nine points against Boise State • scored 13 points on 5-of-9 shooting against Air Force in the quarterfinals • was plagued by foul trouble but scored seven points with four rebounds against UNLV • led UNM with 14 points, including eight free throws, and six assists in the title game against SDSU • averaged 11.3 points and 4.0 assists during the conference tournament • scored 16 points against Long Beach State, and gave UNM the lead for good with a three-pointer with under five minutes to go

2010-11 • FRESHMAN

• UNM's leading scorer in four postseason games (MWC Tournament and NIT) at 16.3 ppg • was 11-26 from 3-pt. and 18-20 FTs • Led UNM with 55 3-pointers, which is highest total ever by a Lobo freshman, and he was second in the MWC in three-point accuracy at 42.6% • Double figures in assists twice, and 141

SEASON HIGHS

Points

Season...21, 2x last at San Diego St. (2-15-12)
Career...21, 2x last at San Diego St. (2-15-12)

Rebounds

Season...7, 3x last at Air Force (1-31-12)
Career...7, 3x last at Air Force (1-31-12)

Field Goals

Season...8 North Dakota (1-7-12)
Career...8 North Dakota (1-7-12)

Field Goal Attempts

Season...13 4x last at Colorado St. (2-21-12)
Career...14 vs. BYU (3-11-11)

Three-Point Field Goals

Season...5 at San Diego State (2-15-12)
Career...5 at San Diego State (2-15-12)

Three-Point Field Goal Attempts

Season...7 San Diego State (1-18-12)
Career...9 twice

Free Throws

Season...10 Missouri State (12-3-11)
Career...10 Missouri State (12-3-11)

Free Throw Attempts

Season...10, 2x last at Colorado St. (2-21-12)
Career...12, 2x last vs. San Diego State (3-10-12)

Assists

Season...7, 5x last Air Force (2-29-12)
Career...11 vs. Colorado (12-22-10)

Steals

Season...4 Montana State (12-20-11)
Career...4 2x last Montana State (12-20-11)

Blocked Shots

Season...2 Colorado State (1-25-12)
Career...2 Colorado State (1-25-12)

Minutes Played

Season...38 at San Diego State (2-15-12)
Career...41 at Dayton (1-1-11)

MISCELLANEOUS

Double Figure Scoring 21
Led UNM in Scoring 12
Double-Double 0
Charges Taken 3

SEA. CAR.

42
20
1
7

MISCELLANEOUS

Dunks
Led UNM in Assists
Led UNM in Steals

SEA. CAR.

10
19
12

Game-by-Game Statistics

Opponent	GS	MP	FG-A	3P-A	FT-A	O-D-T	PF	A	TO	BS	ST	TP
New Orleans	*	23	4-7	0-1	4-9	0-0-0	0	7	2	0	3	12
New Mexico State	*	34	0-9	0-4	4-4	0-4-4	2	6	5	1	1	4
at Arizona State	*	31	4-7	2-4	6-9	3-4-7	3	7	3	0	2	16
vs. Santa Clara	*	35	0-4	0-2	6-6	0-1-1	1	3	0	0	1	6
vs. Washington St.	*	34	4-11	2-4	7-8	2-5-7	2	4	4	0	0	17
vs. Boston College	*	31	3-5	0-2	4-5	0-4-4	1	4	6	0	1	10
Idaho State	*	26	2-7	0-3	3-5	1-3-4	1	6	4	0	1	7
Missouri State	*	31	4-9	1-2	10-12	1-5-6	3	4	2	0	1	19
at USC	*	28	2-6	1-3	2-3	0-2-2	3	1	4	0	1	7
vs. Oklahoma St.	*	32	4-13	2-6	6-7	0-6-6	3	3	3	1	2	16
Montana State	*	24	2-5	0-2	4-5	1-0-1	1	7	3	0	4	8
Did Not Play												
at New Mexico St.	*	26	4-13	1-4	3-4	1-1-2	1	4	3	0	2	12
Saint Louis	*	27	3-9	0-1	3-6	1-2-3	0	0	0	0	1	9
Houston Baptist	*	20	4-6	1-2	0-0	0-2-2	0	3	1	0	2	9
North Dakota	*	26	8-12	4-6	1-3	1-2-3	1	6	1	0	1	21
at Wyoming	*	31	3-7	2-3	6-6	3-3-6	2	5	5	0	1	14
San Diego State	*	35	6-13	4-7	0-0	1-2-3	3	5	2	0	0	16
at UNLV	*	33	4-10	2-6	5-6	3-1-4	0	3	4	0	2	15
Colorado State	*	28	3-6	1-3	0-0	0-2-2	3	4	4	2	1	7
TCU	*	27	6-11	1-3	1-1	1-1-2	4	5	1	0	3	14
at Air Force	*	23	5-5	1-1	2-2	1-6-7	0	4	1	0	1	13
at Boise State	*	29	7-10	1-3	3-4	0-2-2	1	4	2	0	1	18
Wyoming	*	33	3-6	0-1	4-6	0-3-3	3	5	1	0	0	10
at San Diego State	*	38	7-10	5-6	2-2	1-3-4	1	1	0	0	2	21
UNLV	*	27	2-8	1-4	2-2	1-1-2	1	1	0	0	2	7
at Colorado State	*	36	3-13	1-5	9-10	0-3-3	1	1	3	0	1	16
at TCU	*	29	5-12	0-2	0-0	0-2-2	2	3	1	0	1	10
Air Force	*	26	2-3	0-1	2-3	1-2-3	1	7	0	0	0	6
Boise State	*	33	3-7	1-3	2-2	0-3-3	2	7	1	0	1	9
vs. Air Force	*	35	5-9	1-2	2-2	0-1-1	1	5	0	0	1	13
at UNLV	*	21	1-5	1-2	4-4	1-3-4	3	1	3	0	0	7
vs. San Diego State*	*	30	3-6	0-2	8-12	0-4-4	1	6	2	0	2	14
vs. Long Beach St.	*	35	6-11	2-5	2-2	1-2-3	3	5	2	1	2	16

WILLIAMS, Kendall

Season	gp-gs	min/avg	Total		3-Point		F-Throws		Rebounds				Scoring					
			fg-fga	pct	fg-fga	pct	ft-fla	pct	off	def	tot	avg	pts	fg	ast	to	blk	stl
2010-11	35-34	1066/30.5	122-269	.454	55-129	.426	107-149	.718	19	87	106	3.0	59	0	141	71	6	49
2011-12	33-31	977/29.6	122-275	.444	38-105	.362	117-150	.780	24	85	109	3.3	57	0	137	73	5	44
TOTAL	68-65	2043/30.0	244-544	.449	93-234	.397	224-299	.749	43	172	215	3.2	116	0	278	144	11	93

for the season, the third-most by a Lobo freshman

- Team-high 18 points in 37 minutes at Alabama in the NIT, tying career highs with four treys and six rebounds
- Team-high 18 points, plus five rebounds and four assists in a team-best 36 minutes against UTEP in the NIT...tied a career-high with eight FTs (in 10 attempts • 6-6 from the line in the final 1:20 to seal the win • UNM's second-leading scorer at the MWC Tournament with 29 points in the two games, including a game-high 16 against Colorado State when he made 4-5 FGs, 2-2 threes and 6-6 FTs
- Snapped out of a four-game shooting slump in the win at No. 3 BYU on March 2 with 15 points (6-11 FGs, 3-5 3s), seven assists and just one turnover
- 16 points at Colorado State Feb. 12 when he tied a career-high for the third time with four threes • also four rebounds, four assists and two steals
- Team-high 16 points in the win over No. 9 BYU Jan. 29; had a huge second half with 12 points on 4-5 FGs, 2-3 from 3, 2-2 FTs, two rebounds and two assists while playing all 20 minutes • 10 of those points came in a span of 5:02 during the Lobos' furious comeback
- 16 points at Air Force Feb. 1, tying a career high with four threes, all coming in the first half • also equaled a career best with six rebounds • 11 points at UNLV Jan. 22, going 7-8 at the FT line • only miss in the 63-62 loss came with 1.1 seconds left after he stole the in-bounds pass and was fouled
- Team-high 18 points, three assists and three steals at Utah Jan. 19 • nailed a half-court three at the end of the first half • Eight points, 10 assists and four steals against Cal State Bakersfield • 14 points and five rebounds at Dayton • scored six of the UNM's final eight points in regulation on three extremely difficult shots • All-tournament team at the Las Vegas Classic with 29 points, 14 assists, seven rebounds and four steals against Colorado and Northern Iowa
- First career double-double with 18 points and a career-high 11 assists against Colorado in Las Vegas
- it's the most assists by a UNM freshman since John Robinson II had 11 at Fresno State on Jan. 4, 1999 • Nine points (7-10 FTs), three steals and eight assists against The Citadel • Career-high 20 points and six assists against Longwood...made 7-8 FGs, including 3-3 from three-point, and three steals • 15 points, four rebounds and three assists vs. New Mexico State on Dec. 11 • 18 points on 4-8 FGs, 3-5 threes and 7-8 FTs in the OT win at New Mexico State • added a career-best six rebounds, four assists and two steals in 40 minutes • had a key steal in the closing seconds to preserve the victory • 15 points (4-6 FGs, 4-5 threes, 3-6 FTs) against Arizona State • made his first four threes, and added four assists and a team-best three steals

HIGH SCHOOL

A 2010 graduate of Los Osos HS in Rancho Cucamonga where he was first team all-state and a two-time All-CIF selection • Los Osos is Spanish for "The Bears" • A three-year starter who averaged more than 21 points a game in his final three seasons • Led the Grizzlies in scoring (22.5 ppg), assists (4.7 apg) and steals (2.9 spg) as a senior • Also averaged 7.7 rebounds a game • Played for head coach Dave Smith • Top scoring game was 40 points against Upland when he was 14 of 26 from the floor and 11 of 13 from the line • Ten games with double-figure rebounds, including a high of 13 against Vista Murrieta and Arcadia • Had four or more steals 10 times • Los Osos was 20-9 in his last season • Excellent in the classroom with a 3.7 cumulative GPA

PERSONAL

Born July 3, 1991, in Upland, Calif • Full name is Kendall T. Williams • the "T" is just an initial • Son of Robert and Debbie • Father is a private investigator and mother is a math professor at Mt. San Antonio College in Walnut, Calif • Oldest sister Chelsea attends UC Irvine while another sister, Britni, was a goalkeeper for the University of Arkansas soccer team from 2007-10, setting school career records with 27 shutouts and 30 wins • Kendall is an avid chess player • Interested in journalism or broadcasting after playing days are over

WILLIAMS ROOKIE CAPSULE

• **MWC Freshman of the Year, the first Lobo to be so honored since 1996 (Kenny Thomas in the Western Athletic Conference)**

• Also All-MWC honorable mention

• Only Lobo to play in all 35 games in 2010-11 and he started all but one (Texas Tech because he was late for the bus going to the Albuquerque airport)...having one of the most productive seasons by a Lobo freshman

• **The MWC's top-scoring freshman at 11.6 ppg and he set the league's freshman season assist mark with 141**

• 406 points rank as the 2nd-most ever by a Lobo freshman and is 6th in MWC history

• **1st on the team with a UNM freshman-record 49 steals**

Williams in the MWC Rankings

3-pt. FG Pct.	42.6	2nd
Assist/TO Mgn.	2.0	4th
Assists	4.0	4th
Steals	1.4	5th
FT Pct.718	8th
3-pt. FGs	1.57	9th
Scoring	11.6	15th

LOBO/MWC RECORD BOOK

MWC SEASON SCORING / FRESHMAN

1.	Afam Muojeke, Wyoming	2008-09	454
2.	Kawhi Leonard, San Diego St.	2009-10	433
3.	Brandon Ewing, Wyoming	2005-06	423
4.	Brandon Heath, San Diego St.	2003-04	413
5.	Andrew Bogut, Utah	2003-04	411
6.	Kendall Williams, New Mexico	2010-11	406
7.	Tyler Haws, BYU	2009-10	397
8.	Trent Plaisted, BYU	2005-06	394
9.	Dorian Green, Colorado State	2009-10	376
10.	Desmar Jackson, Wyoming	2009-10	366

UNM SEASON SCORING / FRESHMAN

1.	Kenny Thomas	1995-96	484
2.	Kendall Williams	2010-11	406
3.	John Robinson II	1998-99	346
4.	Phil Smith	1980-81	321
5.	Rob Robbins	1987-88	315
6.	Clayton Shields	1994-95	314
7.	Charles Smith	1993-94	313
8.	Willie Banks	1988-89	307
9.	Lamont Long	1996-97	268
10.	Mark Walters	2002-03	265

UNM SEASON SCORING AVERAGE / FRESHMAN

1.	Kenny Thomas	1995-96	14.7
2.	Phil Smith	1980-81	12.3
3.	Kendall Williams	2010-11	11.6
4.	Clayton Shields	1994-95	10.5
5.	John Robinson II	1998-99	10.2
6.	Charles Smith	1993-94	10.1
7.	Mark Walters	2002-03	9.5
8.	Willie Banks	1988-89	9.3
9.	Lamont Long	1996-97	9.2
10.	Rob Robbins	1987-88	8.9

UNM SEASON ASSISTS / FRESHMAN

1.	Phil Smith	1980-81	176
2.	John Robinson II	1998-99	162
3.	Kendall Williams	2010-11	141
4.	Marlon Parmer	1999-00	115
5.	David Gibson	1994-95	113
6.	Dairese Gary	2007-08	105

UNM SINGLE GAME ASSISTS / FRESHMAN

1.	Phil Smith at Hawai'i, 3-5-81	13
2.	Phil Smith vs. Arizona State, 12-13-80	12
	Phil Smith at Colorado State, 1-9-81	12
	Phil Smith vs. San Diego State, 1-30-81	12
5.	Kendall Williams vs. Colorado, 12-22-10	11
	John Robinson II vs. Fresno State, 1-4-99	11
	Phil Smith vs. East Texas, 12-6-80	11
	Phil Smith vs. Boston U., 12-30-80	11
9.	Kendall Williams vs. CS Bakersfield, 1-5-11	10
	Marlon Parmer at Wyoming, 1-13-00	10
	John Robinson II vs. UT Pan American, 12-8-98	10
	John Robinson II vs. McNeese State, 12-21-98	10
	Phil Smith vs. Colorado State, 2-14-81	10

UNM SEASON STEALS / FRESHMAN

1.	Kendall Williams	2010-11	49
2.	Phil Smith	1980-81	47
3.	Dairese Gary	2007-08	44
4.	John Robinson II	1998-99	35



JAMAL FENTON

13

Jr-2VL • Guard

5-9 • 168

Houston, Texas (Cesar E. Chavez HS)

GENERAL INFO/CAREER

Diminutive guard who can play the point or on the wing • solid defender who brings a ton of energy to the floor

2011-12 • JUNIOR

Started both exhibition games, averaging 7.0 points per game with four assists and two steals • Started his first season opener, scoring three points with a pair of assists and steals against New Orleans • scored a season-high seven points against New Mexico State • was perfect from the field and the line, going 2-for-2 from the field and 4-4 from the line • had no points but a team-best three steals against Washington State • had a season-high nine points on 4-of-6 shooting against Boston College • was solid against Idaho State, with eight points and two steals, and several hustle plays that harassed the Bengals into turnovers • had a solid five-point, three-assist night with no turnovers against Missouri State • didn't attempt a shot, but had three steals in 14 minutes • had a season-high 10 points off the bench against Oklahoma State, on 4-of-7 shooting • had 11 against Montana State, hitting 5-of-7 from the field • had another great game with a third straight season-high in points, scoring a career-high tying 16 on 7-of-8 shooting with a career-best eight assists and no steals • went 3-for-3 from downtown for nine points with six assists and one turnover against New Mexico State • was superb again with 10 points on 4-of-6 shooting, adding two assists • had four points and a season-high four steals against Houston Baptist • made a spot start for the injured Hugh Greenwood and scored 11 points with six assists and no turnovers against North Dakota • started his first career Mountain West game, scoring 13 points with three threes at Wyoming • did not score against UNLV in 13 minutes of action • came off the bench for 10 points and six assists with no turnovers against Colorado State • scored nine points and drew a charge vs. TCU • dished out five assists to go along

with seven points against Air Force • had three points, three boards, and his first career blocked shot, at Boise State • hit a big three to cap UNM's 13-2 lead-changing run against Wyoming • scored 15 points on 5-of-7 shooting with a team-high three assists in a win at San Diego State • had four points vs. UNLV • hit his only field goal, a three to beat the halftime buzzer, at Colorado State • had three points and three assists against TCU • scored eight points with three assists against Air Force • hit a three for his only basket against Boise State • hit all four of his free throws against Air Force • was superb against UNLV with seven points and suffocating defense in the semifinals • scored five points with three assists against Long Beach State

2010-11 • SOPHOMORE

• Started the two NIT games after Dairese Gary's season-ending injury in the MWC Tournament • scored 15 points against UTEP and Alabama, and tied a career high with six assists in each game • played a career-high 33 minutes at Alabama • tied career highs with five FTs made at six FTs attempted against UTEP • Played in 32 games, missing three (Colorado State, San Diego State, Utah) in mid-January with a deep right calf bruise suffered in practice Jan. 11 • 46 points the last five games (9.2 ppg) on 9-23 shooting from 3-point • also 57 points the last 8 games (7.1 ppg) on 11-27 from 3-point • those numbers were significant based on what he did in his first nine MWC games: 18 points (2.0 ppg) on 5-25 FGs and 2-16 from 3-point • 20 points in two MWC Tournament games, including 14 against BYU when he was 3-6 from three and 3-4 from the FT line • Best MWC game of the season March 5 vs. Air Force with 11 points (a team-leading 10 in the 1st half) and 26 minutes • also pulled down a career-high five rebounds and made a number of key plays at both ends of the floor • five assists in 18 minutes Feb. 26 at TCU • Only 2 points against Wyoming Feb. 9, but he had a huge steal and assist that led to a

SEASON/CAREER HIGHS

Points

Season...16 UMKC (12-22-11)
Career...16 2x, last UMKC (12-22-11)

Rebounds

Season...3, 6x last at Boise State (2-4-12)
Career...5 vs. Air Force (3-5-11)

Field Goals

Season...7 UMKC (12-22-11)
Career...7 UMKC (12-22-11)

Field Goal Attempts

Season...14 San Diego State (1-18-12)
Career...14 San Diego State (1-18-12)

Three-Point Field Goals

Season...3, 3x last at Wyoming (1-14-12)
Career...4 vs. San Diego (11-28-10)

Three-Point Field Goal Attempts

Season...6, 2x last North Dakota (1-7-12)
Career...7 vs. San Diego (11-28-10)

Free Throws

Season...4 vs. Santa Clara (11-24-11)
Career...5 vs. UTEP (3-15-11)

Free Throw Attempts

Season...4 vs. Santa Clara (11-24-11)
Career...6, 2x last vs. UTEP (3-15-11)

Assists

Season...8 UMKC (12-22-11)
Career...8 UMKC (12-22-11)

Steals

Season...4 Houston Baptist (1-3-12)
Career...5 vs. La. Tech (11-21-09)

Blocked Shots

Season...none
Career...none

Minutes Played

Season...29 San Diego State (1-18-12)
Career...33 at Alabama (3-21-11)

MISCELLANEOUS

Double Figure Scoring
Led UNM in Steals
Led UNM in Assists
Charges Taken

SEA. CAR.

9 16
12 23
9 14
11 25

MISCELLANEOUS

Led UNM in blocks

SEA. CAR.

1 1

Game-by-Game Statistics

Opponent	GS	MP	FG-A	3P-A	FT-A	O-D-T	PF	A	TO	BS	ST	TP
New Orleans	*	17	1-4	1-3	0-0	0-1-1	1	2	3	0	2	3
New Mexico State	*	15	2-5	1-2	2-2	0-0-0	1	2	2	0	1	7
at Arizona State		9	0-1	0-1	1-2	0-1-1	2	0	1	0	2	1
vs. Santa Clara		16	2-2	1-1	4-4	0-0-0	1	1	1	0	0	9
vs. Washington St.		14	0-3	0-0	0-0	0-1-1	1	2	1	0	3	0
vs. Boston College		15	4-6	1-3	0-0	0-1-1	2	2	3	0	1	9
Idaho State		18	3-7	2-6	0-2	1-1-2	1	1	2	0	2	8
Missouri State		16	2-4	1-3	0-0	0-1-1	1	3	0	0	0	5
at USC		14	0-0	0-0	0-0	0-0-0	1	1	2	0	3	0
vs. Oklahoma St.		15	4-7	1-1	1-1	2-0-2	0	1	1	0	0	10
Montana State		19	5-7	1-3	0-0	0-3-3	1	4	2	0	0	11
UMKC		19	7-8	1-2	1-1	2-0-2	1	8	0	0	1	16
at New Mexico St.		21	3-5	3-3	0-0	2-1-3	1	6	1	0	1	9
Saint Louis		20	4-6	0-1	2-2	1-0-1	4	2	1	0	0	10
Houston Baptist		19	2-6	0-3	0-1	0-3-3	3	2	0	0	4	4
North Dakota	*	25	4-8	3-6	0-0	0-0-0	2	6	0	0	2	11
at Wyoming	*	22	4-6	3-4	2-4	0-3-3	1	2	2	0	1	13
San Diego State	*	29	4-14	2-5	0-1	1-2-3	3	6	2	0	1	10
at UNLV		13	0-2	0-1	0-0	0-0-0	3	0	2	0	0	0
Colorado State		18	4-5	1-2	1-1	0-1-1	2	6	0	0	2	10
TCU		17	4-6	1-1	0-0	1-2-3	1	0	1	0	0	9
at Air Force		22	3-6	1-3	0-1	0-1-1	0	5	1	0	1	7
at Boise State		14	1-3	1-2	0-0	1-2-3	2	1	3	1	1	3
Wyoming		14	2-3	1-2	0-1	0-1-1	1	0	1	0	3	5
at San Diego State		22	5-7	1-3	4-5	0-1-1	0	3	0	0	1	15
UNLV		14	1-2	0-1	2-2	0-0-0	3	0	2	0	0	4
at Colorado State		21	1-6	1-4	0-0	0-2-2	0	3	2	0	0	3
at TCU	*	19	0-4	0-2	3-5	0-1-1	2	3	0	0	1	3
Air Force		18	3-8	1-5	1-1	0-2-2	2	3	0	0	1	8
Boise State		10	1-2	1-1	0-2	0-0-0	0	1	0	0	0	3
vs. Air Force		14	0-2	0-1	4-4	0-0-0	3	1	1	0	0	4
at UNLV		13	3-5	1-2	0-0	0-0-0	1	2	0	0	1	7
vs. San Diego State		10	0-2	0-1	0-0	0-0-0	0	1	2	0	1	0
vs. Long Beach St.		13	2-4	1-3	0-0	1-2-3	1	3	4	0	0	5

FENTON, Jamal

			Total		3-Point		F-Throws		Rebounds											Scoring	
Season	gp-gs	min/avg	fg-fga	pct	fg-fga	pct	ft-fga	pct	off	def	tot	avg	pf	fo	ast	to	blk	stl	pts	avg	
2009-10	34-0	394/11.6	37-97	.381	18-56	.321	26-41	.634	11	31	42	1.2	44	0	37	34	0	20	118	3.5	
2010-11	32-2	541/16.9	53-155	.342	27-87	.310	40-55	.727	13	35	48	1.5	42	0	62	44	0	32	173	5.4	
2011-12	34-6	575/16.9	81-166	.488	32-81	.395	28-42	.667	12	33	45	1.3	47	0	83	43	1	36	222	6.5	
TOTAL	100-8	1510/15.1	171-418	.409	77-224	.344	94-138	.681	36	99	135	1.4	133	0	182	121	1	88	513	5.1	

Dairese Gary layup, then two FTs to increase UNM's lead to seven at 52-45 midway through the 2nd half

- had two assists and two steals in only 10 minutes
- 6 points (4-4 FTs) in 16 minutes at Air Force Feb. 1
- also had a season-high four steals • 11 points, three rebounds, three assists and three steals in 19 minutes against Longwood
- Career-high 16 points coming on a career-best four 3s in just 21 minutes against San Diego
- scored 14 points in the second half, including 11 straight during one stretch
- added four assists and two steals • 14 points on three threes in a career-high 29 minutes at Cal
- A 23-point, four-assist, five-steal performance in 19 minutes off the bench against Manchester College in an exhibition...made 7-9 FGs and 8-8 FTs

Hyron Jr. • Is majoring in University Studies

2009-10 • FRESHMAN

Played in every game except San Diego State in the MWC Tournament • Averaged 3.5 points and 11.6 minutes a game • Shot 38% from the field and 32% from three-point • Just three points the last five games and 13 the final 12 • Six points, three rebounds and a career-high six assists against Wyoming, including two passes that led to dunks for Will Brown and Darington Hobson • Five points and two rebounds vs. Colorado State • all of his points came in the second half • Six points and two rebounds at Wyoming • all of his scoring came in eight first-half minutes when starter Dairese Gary was in foul trouble • Six points, three rebounds and a steal vs. Utah • Seven points at San Diego State • Hit a crucial three-pointer six minutes into the second half to cut the Creighton lead to one, a game the Lobos trailed 31-15, but eventually won 66-61 • Season-high 11 points in 18 minutes vs. Northern Arizona that included an acrobatic left-handed lay-in in traffic • Team-high four assists, plus three steals, in the win over New Mexico State in The Pit • Nine points, three assists and 5 steals in 24 minutes vs. Louisiana Tech • Solid game in collegiate debut vs. UC Riverside with seven points (3-5 FGs), four rebounds, two assists and no turnovers in 18 minutes

HIGH SCHOOL

A 2009 graduate of Houston Cesar Chavez HS • High-scoring point guard who was rated a three-star recruit by Scout.com and Rivals.com entering his senior season • Scout.com listed him as the 25th best point guard in the class, while ESPN.com tagged Fenton as the No. 20 point guard in the class of 2009 • Chavez's nickname is the Lobos, just like UNM • Played for head coach Kevin Pullum • Averaged 21.7 points and 5.2 assists his senior season for a Chavez team that won the 5A Region III District 20 title • Shot 59% from the floor, 44% (73-165) from three-point and 78% from the line • Led the Lobos to a 27-10 record • Posted five 30-point games with a high of 36 against Jones HS when he knocked down seven threes • Had 12 assists in consecutive games against Westside and Lamar • Averaged 20.2 ppg and 4.6 apg as a junior when the Lobos finished 28-6 • Ranked in the top-10 in the Houston area by RCSSports.com and in the top-20 in Texas by TexasHoops.com

PERSONAL

Born April 17, 1991, in Houston • Full name is Jamal Shawn Fenton • Son of Hyron and Gail • Parents are natives of Trinidad and Tobago, where his father played professional soccer • Has an older brother,



TONY SNELL

21

Fr-HS • Guard
6-7 • 195
Riverside, Calif. (King HS)

GENERAL INFORMATION

Versatile wing who can handle the ball, shoot from the outside and run the floor • Signed with UNM in November of 2009 • Averaged 19.5 points, 10 rebounds and 8.8 assists in 2009-10 at Westwind Prep Academy in Phoenix, Ariz • Played for Bobby Bossman • Also had 71 steals and 48 blocks • ESPN.com called Snell "one of the top sleepers on the West Coast" and a "diamond in the rough" • High school teammate of the NBA's Kawhi Leonard who was the Los Angeles Times' Player of the Year at Riverside (Calif.) King HS in 2009

2011-12 • SOPHOMORE

• *Honorable Mention All-Mountain West* •

Led UNM with an 18-point scoring average in exhibition play, shooting .667 from the field and .636 from the three • added three blocks, three steals and five assists • scored nine points with three assists in his season debut against New Orleans • led with 18 points, including three threes against New Mexico State • scored 12 points with a career-high five dimes against Arizona State • led the Lobos with 18 points against Santa Clara, including four threes • set a career-high with 21 points, including four threes, against Washington State • established a new career-high with six assists against Boston College, adding 13 points. His four threes gave him 12 for the 76 Classic, setting a new record for threes in a tournament (later tied) • had a streak of five straight games in double-figures ended with a five point night against Idaho State • scored 12 against Missouri State, including two early threes • hit for double-figures with 10 points, including a pair of threes, at USC • limited to just 20 minutes against Oklahoma State due to getting poked in the eye, and then suffering a cut, forcing him to switch jerseys • lit up Montana State, hitting five threes in the opening minutes of the game on the way

to a career-high 24 points, including a career-best six three-pointers, on just eight attempts • had a solid night with 12 points, three assists, and two steals against UMKC • tied a career-high with 24 points against NMSU, hitting five threes and going 9-for-9 from the line • had eight points on 3-of-4 shooting, and a season-high tying five boards against Saint Louis • scored 18 points to lead UNM against Houston Baptist, going 7-for-11 from the field with four assists • scored 12 points with two blocks against North Dakota • scored seven at Wyoming, including 5-for-5 from the line • was held scoreless until the final 40 seconds against San Diego State • rebounded nicely at UNLV, scoring 15 points and grabbing three rebounds, hitting four three-pointers • scored 12 vs. Colorado State with three assists • led UNM with 18 points and four three-pointers against TCU • hit a pair of threes at Air Force • scored 13 points, including two dunks, at Boise State • didn't attempt a shot against Wyoming • didn't score a point for the second straight game • scored 12 points with a team-high five assists and no turnovers against UNLV • scored six points on a pair of threes against TCU • recorded a career-high two blocks along with five assists and six points against Air Force • had a career-high seven assists against Boise State • was named all-tournament after averaging 13 points per game in the tournament, hitting nine three-pointers • had 10 points against Air Force, and then followed that with 15 points, six boards, and six assists against UNLV • scored 14 points in the first half of the title game against San Diego State

2010-11 • FRESHMAN

• Averaged 4.4 ppg, 1.9 rpg and 17.5 minutes while playing in 34 of 35 games • DNP against Air Force March 5 due to an ankle sprain suffered three days before at BYU • Started six straight games from Feb. 1-23 before coming off the bench the final seven games • Just 11 points in his last eight games, going 4-27

SEASON HIGHS

Points	Season...24 2x last at New Mexico St. (12-28-11) Career...24 2x last at New Mexico St. (12-28-11)	Free Throws	Season...9 at New Mexico St. (12-28-11) Career... 9 at New Mexico St. (12-28-11)
Rebounds	Season...7 at Wyoming (1-14-12) Career... 7 at Wyoming (1-14-12)	Free Throw Attempts	Season...9 at New Mexico St. (12-28-11) Career... 9 at New Mexico St. (12-28-11)
Field Goals	Season... 8 2x last Montana State (12-20-11) Career... 8 2x last Montana State (12-20-11)	Assists	Season...7 Boise State (3-3-12) Career... 7 Boise State (3-3-12)
Field Goal Attempts	Season...12, 2x last TCU (1-28-12) Career... 12, 2x last TCU (1-28-12)	Steals	Season...2, 2x last UMKC (12-22-11) Career... 2, 4x last UMKC (12-22-11)
Three-Point Field Goals	Season...6 Montana State (12-20-11) Career... 6 Montana State (12-20-11)	Blocked Shots	Season...2 Air Force (2-29-12) Career... 2, 2x Air Force (2-29-12)
Three-Point Field Goal Attempts	Season...9 vs. Boston College (11-27-11) Career... 9, 2x last vs. Boston College (11-27-11)	Minutes Played	Season...38 vs. Wash. St. (11-25-11) Career... 38 vs. Wash. St. (11-25-11)

MISCELLANEOUS SEA. CAR.

Double Figure Scoring	20	25
Led UNM in Scoring	9	11
Dunks	12	15
Led UNM in Steals	5	6
Charges Taken	1	2

Game-by-Game Statistics

Opponent	GS	MP	FG-A	3P-A	FT-A	O-D-T	PF	A	TO	BS	ST	TP
New Orleans	*	23	4-8	0-3	1-2	0-5-5	2	3	1	0	1	9
New Mexico State	*	33	5-11	3-6	5-5	0-5-5	2	1	1	0	2	18
at Arizona State	*	32	4-7	2-5	2-2	1-0-1	1	5	3	0	0	12
vs. Santa Clara	*	32	6-11	4-7	2-2	2-2-4	5	0	5	0	1	18
vs. Washington St.	*	38	8-12	4-8	1-2	0-5-5	1	1	1	1	0	21
vs. Boston College	*	28	4-9	4-9	1-1	0-4-4	0	6	2	0	1	13
Idaho State	*	20	1-5	0-3	3-3	0-1-1	0	1	4	0	2	5
Missouri State	*	27	3-10	3-6	3-4	0-2-2	3	1	2	1	0	12
at USC	*	29	3-8	2-6	2-3	1-1-2	1	0	1	0	1	10
vs. Oklahoma St.	*	20	2-7	1-5	0-1	0-2-2	0	3	1	0	1	5
Montana State	*	26	8-11	6-8	2-2	0-1-1	0	2	0	0	0	24
UMKC	*	28	5-11	1-5	1-2	0-2-2	2	3	3	0	2	12
at New Mexico St.	*	25	5-9	5-8	9-9	0-3-3	1	1	0	0	1	24
Saint Louis	*	30	3-4	1-2	1-2	0-5-5	1	0	3	1	0	8
Houston Baptist	*	22	7-11	3-6	1-2	0-4-4	0	4	0	0	1	18
North Dakota	*	28	3-6	2-4	4-5	0-2-2	2	1	0	2	1	12
at Wyoming	*	25	1-3	0-2	5-5	0-7-7	0	2	1	0	0	7
San Diego State	*	21	1-6	1-6	0-0	0-4-4	1	2	1	1	0	3
at UNLV	*	30	4-10	4-7	3-4	0-3-3	0	0	2	0	1	15
Colorado State	*	24	5-9	2-5	0-0	1-0-1	0	3	1	0	0	12
TCU	*	27	7-12	4-8	0-0	0-4-4	0	4	2	0	0	27
at Air Force	*	18	2-4	2-4	0-2	0-1-1	3	2	1	0	0	6
at Boise State	*	20	5-12	2-8	1-1	2-0-2	1	2	1	0	0	13
Wyoming	*	23	0-0	0-0	0-0	0-1-1	2	1	3	1	0	0
at San Diego State	*	18	0-4	0-2	0-0	0-0-0	0	2	0	0	0	0
UNLV	*	31	4-8	2-4	2-2	1-1-2	1	5	0	0	1	12
at Colorado State	*	21	1-4	0-2	0-0	2-2-4	2	2	2	1	1	2
at TCU	*	25	2-8	2-7	0-0	0-1-1	1	3	1	1	0	6
Air Force	*	22	2-5	1-4	1-1	0-3-3	3	5	2	2	0	6
Boise State	*	28	1-7	1-6	0-0	0-2-2	1	7	1	1	0	3
vs. Air Force	*	23	3-10	2-9	2-2	0-2-2	2	0	2	1	0	10
at UNLV	*	31	5-10	3-7	2-2	1-5-6	0	6	3	0	0	15
vs. San Diego State*		28	5-7	4-6	0-0	0-1-1	1	0	1	0	0	14
vs. Long Beach St.	*	18	0-4	0-3	0-0	0-0-0	0	2	0	0	1	0

SNELL, Tony

Season	gp-gs	min/avg	Total fg-fga	pct	3-Point fg-fga	pct	F-Throws ft-fga	pct	Rebounds off	def	tot	avg	pf	fo	ast	to	blk	stl	Scoring pts	avg
2010-11	34-7	595/17.5	47-129	.364	29-84	.345	25-34	.735	16	49	65	1.9	37	0	30	29	6	6	148	4.4
2011-12	34-34	874/25.7	119-263	.452	71-181	.392	54-65	.831	11	81	92	2.7	39	1	80	51	13	18	363	10.7
TOTAL	68-41	1469/21.6	166-392	.423	100-265	.377	79-99	.798	27	130	157	2.3	76	1	110	80	19	24	511	7.5

from the floor and 1-20 from three • that followed a seven-game stretch from Jan. 22-Feb. 16 where he averaged 10.3 ppg on 17-31 threes • 6.0 ppg, 2.5 rpg, 41% (20-49) from three-point and 23.2 minutes in 15 MWC games versus regular-season non-conference numbers of 3.5 ppg, 1.5 rpg, 31% (8-26) from three-point and 13.1 minutes • Made a three in a team-high nine straight games before going 0-4 against Utah Feb. 19 • 14 points on 3-4 3s, 3-3 FTs and five rebounds in 34 minutes at San Diego State Feb. 16 • Career-high 19 points against Wyoming Feb. 9 when he made a career-best 5 treys • Breakout performance in the win over No. 9 BYU Jan. 29 with 16 points off the bench - all in the second half - to rally the Lobos from 13 points down • scoring outburst came in a span of 13:28 and he made his last four 3-point tries • 10 points and six rebounds in 31 minutes at UNLV Jan. 22 • made 3-4 FGs, 2-3 on threes and 2-2 FTs • his clutch three-pointer gave UNM a 61-58 lead with 1:52 left • First career start at Texas Tech and he scored 7 points on 4-4 FTs • seven points (3-5 FGs) in 15 minutes against Colorado in Las Vegas • All seven of his points at New Mexico State came in the first half on two threes and a FT • also had two offensive rebounds and an assist in just 10 minutes • Came off the bench to tally five points, four rebounds, an assist and a steal in 19 minutes against Arizona State... made his first collegiate three-pointer during UNM's 20-0 run in the first half

HIGH SCHOOL

A 2009 graduate of King HS in Riverside, Calif. • Averaged 14 points, 7 rebounds, 4 blocks and 3 assists as a senior in 2008-09 • The Wolves were 30-3 that season, and finished seventh nationally in the Max-Preps/National Guard computer rankings • Played for head coach Tim Sweeney

PERSONAL

Born Nov. 10, 1991 • Favorite color is red • Undecided on a major



PHILLIP 23 McDONALD

Sr-3L • Guard

6-5 • 200

Cypress, Texas (Cypress Springs HS)

GENERAL INFO/CAREER

A three-year starter who is one of the team's best three-point threats • turned into a solid rebounder in 2010-11, giving him an added dimension • one of the most athletic players in the Mountain West

2011-12 • SENIOR

Played in the final exhibition game, scoring 11 points in 19 minutes of action • came off the bench and scored 12 points on a perfect 4-for-4 three-point night against New Orleans • had seven points in a start over Arizona State • scored five against Santa Clara, but missed a three at the buzzer to send it to double overtime • played just two minutes against Washington State due to a lingering ankle injury, and then missed the Boston College game due to it • hit a pair of threes in his return to the lineup against Idaho State • played six minutes against Oklahoma State before suffering a mild concussion, which knocked him out of UNM's next game as well • broke out in a big way with 18 points, including four three-pointers against UMKC • his basket with 50 seconds left in the first half made him the 29th Lobo in school history to break 1,000 points • hit a three against New Mexico State to move into eighth on the career UNM three-point list • his only three vs. Saint Louis gave the Lobos the lead for good with just under eight minutes left • scored in double-figures for the third time this season with 11 points, including three threes against Houston Baptist • scored double-figures for the third time in five games with 10 points against North Dakota • hit two big threes in the second half, part of an eight-point effort against Wyoming • scored a season-high 20 points off the bench, including six three-pointers, against San Diego State • added five points against UNLV • dropped in 12 points off the bench against the Rams • scored nine points, adding a three-pointer, against TCU • drained

11 points with three threes against Air Force • had six points and led UNM with two steals at Boise State • hit a three against Wyoming, his only basket, but it came in a game-changing 13-2 second half run • didn't score a point, but made SportsCenter, and Around the Horn after taking a ball off the face from SDSU's Jamaal Franklin, drawing a technical foul from Franklin • scored four points on a four-point play, against Colorado State • earned a start against TCU, but had just two points in nine minutes • scored two points on Senior Day against Boise State • hit a three-pointer against Air Force, but saved his biggest heroics for the title game • against San Diego State, had eight points, two threes, a pair of assists, and he drew two charges as well • scored three points against Long Beach State

2010-11 • JUNIOR

• Missed the first three games of the season with a right elbow injury suffered in the exhibition against Manchester on Nov. 6 • it bothered him most of the season, but he played through it • Scoring and rebounding average increased from his sophomore season, but three-point shooting was down • Had three 20-point scoring games (CSU, TCU, at BYU) in MWC play • UNM was 15-4 when he scored in double figures and 6-0 when he led the team in scoring • Led UNM in rebounding four times in the first five games after doing so just three times in 68 games his first two seasons • Finished No. 2 in the league in FT% (87%) in MWC games, and he shot 77% for the season • 12 points against UTEP in the NIT, making all three of his three-pointers in the second half • the treys accounted for all of a 9-2 UNM run as the Lobo lead grew from 45-41 to 54-43 • also had a very impressive block, rejecting a Miner layup from behind • Brilliant 26-point effort March 2 in the upset win at No. 3 BYU with 9-14 FGs and 5-8 from three-point • After 81 straight starts to begin his Lobo career,

SEASON/CAREER HIGHS

Points

Season...20 San Diego State (1-18-12)
Career...27 vs. Colorado St. (1-12-11)

Rebounds

Season...4, 2x last vs. Wyoming (2-11-12)
Career...10, 2x last at New Mexico St. (12-4-10)

Field Goals

Season...7, 2x San Diego State (1-18-12)
Career...9 twice

Field Goal Attempts

Season...14 San Diego State (1-18-12)
Career...18 vs. Colorado St. (1-12-11)

Three-Point Field Goals

Season...6 San Diego State (1-18-12)
Career...7 at Air Force (1-20-10)

Three-Point Field Goal Attempts

Season...9 San Diego State (1-18-12)
Career...12 vs. Cal (12-2-09)

Free Throws

Season...3 North Dakota (1-7-12)
Career...7 vs. Colorado St. (1-12-11)

Free Throw Attempts

Season...4 North Dakota (1-7-12)
Career...8, 2x last vs. Colorado St. (1-12-11)

Assists

Season...3 New Orleans (11-11-11)
Career...4 vs. Cal St Northridge (11-24-08)

Steals

Season...2, 2x last at Colorado St. (2-21-12)
Career...3 at Texas Tech (12-20-08)

Blocked Shots

Season...1 2x last at New Mexico St. (12-28-11)
Career...2, 5x last at New Mexico St. (12-4-10)

Minutes Played

Season...23 San Diego State (1-18-12)
Career...40 vs. UNLV (2-23-11)

MISCELLANEOUS	SEA	CAR.	MISCELLANEOUS	SEA	CAR.
Double Figure Scoring	9	58	Led UNM in Rebounds	0	8
20+ Points	1	6	Double-Doubles	0	2
Led UNM in Scoring	1	12	Charges Taken	3	10
Double Figure Rebounds	0	2	Dunks	1	28
Led UNM in Steals	3	3			

Game-by-Game Statistics

Opponent	GS	MP	FG-FGA	3P-3PA	FT-FTA	O/D/T	PF	A	TO	BS	ST	TP
New Orleans	21	4-5	4-4	0-0	0-0-0	0	3	0	0	0	12	
New Mexico State	19	1-5	1-4	0-0	2-2-4	2	0	2	0	1	3	
at Arizona State	12	3-6	1-3	0-0	2-0-2	2	0	1	0	0	7	
vs. Santa Clara	16	1-5	1-3	2-2	2-0-2	1	1	0	0	0	5	
vs. Washington St.	2	0-0	0-0	0-0	0-0-0	1	0	0	1	0	0	
vs. Boston College	Did Not Play											
Idaho State	13	2-6	2-4	0-0	1-3-4	1	0	0	0	0	6	
Missouri State	4	0-0	0-0	0-0	0-0-0	0	1	0	0	0	0	
at USC	7	0-2	0-2	0-0	0-1-1	1	0	2	0	0	0	
vs. Oklahoma St.	6	0-2	0-1	0-0	0-1-1	1	0	0	0	0	0	
Montana State	Did Not Play											
UMKC	19	7-11	4-6	0-0	1-1-2	1	1	1	0	0	18	
at New Mexico St.	13	1-4	1-3	0-0	1-0-1	1	1	0	1	0	3	
Saint Louis	10	1-4	1-2	0-1	0-2-2	0	0	0	0	0	3	
Houston Baptist	15	4-6	3-5	0-0	1-1-2	2	2	3	0	0	11	
North Dakota	14	3-6	1-3	3-4	1-1-2	0	1	0	0	0	10	
at Wyoming	20	3-4	2-3	0-0	0-0-0	1	0	1	0	0	8	
San Diego State	23	7-14	6-9	0-0	3-1-4	3	0	2	0	1	20	
at UNLV	16	2-7	1-5	0-0	2-0-2	1	0	1	0	0	5	
Colorado State	12	5-8	2-4	0-0	1-0-1	2	0	0	0	0	12	
TCU	18	4-8	1-4	0-0	1-1-2	0	1	0	0	1	18	
at Air Force	16	4-7	3-5	0-0	1-0-1	1	0	0	0	0	11	
at Boise State	18	2-6	2-5	0-0	0-2-2	0	0	0	0	2	6	
Wyoming	14	1-6	1-4	0-0	0-4-4	2	1	2	0	0	3	
at San Diego State	13	0-1	0-1	0-2	0-0-0	0	1	0	0	0	0	
UNLV	6	0-2	0-1	0-0	0-0-0	1	0	0	0	0	0	
at Colorado State	15	1-4	1-4	1-1	0-0-0	1	1	1	0	2	4	
at TCU	9	1-4	0-2	0-0	3-0-3	1	1	3	0	0	2	
Air Force	16	4-8	4-8	1-2	0-3-3	1	0	0	0	0	13	
Boise State	10	1-3	0-2	0-0	0-0-0	1	0	0	0	0	2	
vs. Air Force	13	1-3	1-2	0-0	0-2-2	1	1	1	0	0	3	
at UNLV	6	1-2	0-0	0-0	1-1-2	1	0	0	0	0	2	
vs. San Diego State	11	3-6	2-3	0-0	2-1-3	0	2	0	0	0	8	
vs. Long Beach St.	10	1-2	1-2	0-0	0-0-0	1	2	0	0	0	3	

McDONALD, Phillip

Season	gp-gs	min/avg	Total fg-fga	pct	3-Point fg-fga	pct	F-Throws ft-fa	pct	Rebounds off	def	tot	avg	pf	fo	ast	to	blk	stl	Scoring pts	avg
2008-09	33-33	672/20.4	88-198	.444	34-93	.366	32-49	.653	34	69	103	3.1	52	0	34	27	7	23	242	7.3
2009-10	35-35	961/27.5	122-284	.430	72-182	.396	47-68	.691	40	70	110	3.1	68	1	25	40	6	16	363	10.4
2010-11	32-30	890/27.8	118-292	.404	54-166	.325	59-77	.766	50	87	137	4.3	80	2	36	45	10	16	349	10.9
2011-12	32-2	417/13.0	68-157	.433	46-104	.442	7-12	.583	25	27	52	1.6	31	0	20	20	2	7	189	5.9
TOTAL	132-100	2940/22.3	396-931	.425	206-545	.378	145-206	.704	149	253	402	3.0	231	3	115	132	25	62	1143	8.7

he came off the bench Jan. 12 against Colorado State, and tied a career-high with 27 points on 9-18 FGs and 7-8 FTs...hit a huge three with 49 seconds left to give UNM a 63-59 lead then had a big rebound and a pair of FTs to increase the margin to 65-59 with 29 ticks left • 27 points ties for the fourth-highest single-game total by a Lobo reserve • 11 points and eight rebounds in a career-high 40 minutes in the OT loss to UNLV Feb. 23 • Team-high 20 points vs. TCU Jan. 26 on 6-9 from three, and six rebounds • A team-high 12 points at Texas Tech with 10 coming in the second half • nailed consecutive threes that gave UNM a 52-45 lead • Game-highs for points (17) and rebounds (6) against The Citadel • Second career double-double in the win at New Mexico State Dec. 4 with 18 points and a career-high-tying 10 rebounds • scored eight of UNM's 11 points in overtime, including a pair of threes • 45 points on nine threes in his past two games vs. New Mexico State in Las Cruces • 11 points and a game-high nine rebounds at Southern Illinois • Team-highs with 13 points and six rebounds in his season debut against Northwood

2009-10 • SOPHOMORE

Honorable mention All-MWC • Averaged 10.4 points and 27.5 minutes • 43% (37-86) from 3-point in MWC games ranked fourth in the league • also fourth in 3-point FGs made (2.3) in MWC games • 13 points (3-6 threes) and a season-high eight rebounds in the win at No. 23/25 UNLV • Game-high 25 points at Air Force with a career-best seven threes (7-10) • 4-7 FGs, 2-3 threes for 10 points in win vs. No. 16/18 Texas A&M • 15 points in the win over No. 25 Cal • At Hawai'i, scored all 10 of his points in the decisive second half when UNM opened with a 19-1 run • Big-time game in the win at New Mexico State, setting a career-high with 27 points...was 5-11 from three-point

2008-09 • FRESHMAN

Played the 2-guard and had the most starts (33) by a Lobo freshman since Rob Robbins started 36 in 1987-88 • Averaged 7.3 points, 3.1 rebounds and 20.4 minutes a game • Double-digit scoring 11 times, including 17 at Texas Tech and at San Diego State • Double-double with 10 points and 10 boards against Grambling State • first double-double by a Lobo freshman since Mark Walters had 23-14 at Air Force in 2003 • 17 points at San Diego State on 7-10 shooting, plus a team-high six rebounds • Set season-highs with 17 points, three steals, seven FGs made, 17 FG attempts and 30 minutes played at Texas Tech

HIGH SCHOOL

A 2008 graduate of Cypress Springs (Texas) HS, a Houston suburb • rated one of the top players in the state of Texas • 4-star recruit listed among the top-100 players in the country by Rivals.com and Scout.com • named top shooting guard signee in the Mountain West Conference by Rivals.com • rated in the top-10 in Texas by TexasHoops.com • district MVP and 1st team all-state after averaging 19 points as a senior while leading the team to a 32-7 record

PERSONAL

Born July 25, 1989, in Houston, Texas • Full name is Phillip Michael McDonald • Son of Bruce and Ann McDonald • Has two brothers, Terrance Hatton and Brandon McDonald, and one sister, Jessica McDonald

• Terrance played football and participated in track and field at Texas State from 1994-97 • Majoring in University Studies • Is married to Michaela McDonald, and together they have a son



KORY ALFORD

Fr-HS • Guard
6-4 • 175
Albuquerque, N.M.

24

GENERAL INFO

One of two walk-ons on the 2011-12 squad • was one of the top players in Albuquerque as a senior • the son of coach Alford

HIGH SCHOOL

Lettered for four years in basketball at La Cueva in Albuquerque • helped his team to a 17-10 record as a senior, leading the Bears to the second round of the New Mexico state playoffs • was named All-District, and he was also named to several All-Tournament teams during the season • averaged 15 points and 3.4 assists per game as a senior • as a junior and a sophomore he helped La Cueva to back-to-back New Mexico state championships, winning both titles on The Pit floor • was the starting two-guard for the 2009 state championship La Cueva squad

2011-12 • FRESHMAN

Averaged 2.0 points and 2.5 rebounds in two exhibition games • Slated to red-shirt the season

PERSONAL

His parents are Steve and Tanya Alford • has a brother Bryce and a sister Kayla • his birthday is May 15, 1992 • is majoring in business.

SEASON HIGHS

Points Season...	Free Throws Season...
Rebounds Season...	Free Throw Attempts Season...
Field Goals Season...	Assists Season...
Field Goal Attempts Season...	Steals Season...
Three-Point Field Goals Season...	Blocked Shots Season...
Three-Point Field Goal Attempts Season...	Minutes Played Season...

MISCELLANEOUS SEASON



DREW GORDON 32

Sr-1VL • Forward

6-9 • 245

San Jose, Calif. (UCLA)

GENERAL INFORMATION

Transfer from UCLA who enrolled at UNM prior to the 2010 spring semester • Per NCAA transfer rules, Gordon had to sit out two full semesters so he became eligible to play Dec. 19, 2010 when UNM hosted The Citadel • Eligible through the 2011-12 season • Had successful surgery Oct. 25, 2010 to repair a torn meniscus (cartilage) in his right knee

2011-12 • SENIOR

• *Preseason All-Mountain West • Preseason Mountain West Player of the Year • Preseason Naismith Watch List • Preseason Wooden Watch List • First Team All-Mountain West •*

In limited exhibition minutes he averaged 16.5 points and 9.0 rebounds over the two games, shooting .579 from the field • Opened the season with a double-double, 14 points and 13 rebounds against New Orleans • didn't record a field goal against NMSU, a first in his Lobo career • nearly came back with a double-double, going for 13 points and nine boards at Arizona State • had a double-double with 11 points and 10 rebounds against Santa Clara, hitting a career-best 7-of-8 from the line • had eight points and four rebounds against Washington State • was unstoppable against Boston College with a season-high 21 points and 11 rebounds for his third double-double • grabbed a season-high tying 13 rebounds against Idaho State, with two dunks, one a reverse 180 • had just eight points and five boards against Missouri State • had a double-double with 13 points and 13 rebounds in 37 minutes at USC • was named Hank Iba MVP of the Bill Russell Game in the All-College Classic with 13 points and a season-high 20 rebounds against Oklahoma State • was named Mountain West Player of the Week • had a solid double-double of 10 points and 14 rebounds against Montana State • scored a team-high tying 18 against UMKC, with a season-high three blocked shots • tied a career-high with 23 points and had 19 rebounds with three steals against New

Mexico State • lead UNM with 18 points and nine boards vs. Saint Louis, including the two clinching free throws with 1.2 left • had another double-double with 13 points and 10 rebounds against Houston Baptist • recorded a double-double of 10 points and 10 rebounds with a career-best five blocks against North Dakota • had just eight points and five rebounds against Wyoming, ending an eight-game double-figure scoring streak • rebounded with 15 points, eight boards, and a career-high five assists against San Diego State • had his 10th double-double of the season, scoring 14 points and grabbing 12 rebounds with three blocked shots • had 11th double-double with 13 points (leading the team) and 14 rebounds against Colorado State, adding three assists, three blocks, and two steals in a fertile stat line • had a third-straight double-figure rebounding game with 11 boards against TCU • had a team-leading 13 points, including a breakaway dunk, and eight boards against Air Force • Had five points and six rebounds at Boise State, wearing a No. 15 jersey for the entire game due to blood on his normal No. 32 jersey • had 13 rebounds against Wyoming, along with solid defense • was a monster at SDSU with 17 points and 17 rebounds, his second 15-and-15 on the road this season • earned MW Player of the Week honors and ESPN national Player of the Week honors after recording just the fifth 20-20 game against a ranked opponent in the last 10 years, going for a career-high 27 points and 20 rebounds against UNLV on a national CBS broadcast • had 13 points and a team-leading six boards against Colorado State • had double-figure rebounds for the fourth time in five games with 12 against TCU • had another double-double with 17 points and 11 assists, going 8-of-9 from the field, against Air Force • recorded his 15th double-double, eventually earning Mountain West Player of the Week honors for a fourth time, as he scored a career-high 30 points, including his first career three-pointer, against Boise State • had 15 points and seven boards against Air Force • dominated against

SEASON/CAREER HIGHS

Points

Season... 27 UNLV (2-18-12)
Career... 27 UNLV (2-18-12)

Rebounds

Season... 20, 2x last vs. UNLV (2-18-12)
Career... 23 vs. Utah (2-19-11)

Field Goals

Season... 13 UNLV (2-18-12)
Career... 13 UNLV (2-18-12)

Field Goal Attempts

Season... 20 UNLV (2-18-12)
Career... 20 UNLV (2-18-12)

Three-Point Field Goals

Season...none
Career...none

Three-Point Field Goal Attempts

Season...none
Career...1 twice

Free Throws

Season... 9 Air Force (3-8-12)
Career... 9 Air Force (3-8-12)

Free Throw Attempts

Season...11, 2x last vs. Air Force (3-8-12)
Career... 11, 2x last vs. Air Force (3-8-12)

Assists

Season...5 San Diego State (1-18-12)
Career... 5 San Diego State (1-18-12)

Steals

Season...3 at New Mexico St. (12-28-11)
Career... 3x last at New Mexico St. (12-28-11)

Blocked Shots

Season...5 North Dakota (1-7-12)
Career...5 North Dakota (1-7-12)

Minutes Played

Season...38, 2x last at UNLV (3-9-12)
Career... 38, 3x last at UNLV (3-9-12)

MISCELLANEOUS	SEA	CAR.	MISCELLANEOUS	SEA	CAR.
Double Figure Scoring	25	53	Led Team in Steals	10	14
Led Team in Scoring	12	18	Led Team in Assists	2	2
Double Figure Rebounds	22	38	Dunks	36	88
Double-Double	18	31	2+ Blocks	10	27
Led Team in Rebounds	30	56	Charges Drawn	4	4

Game-by-Game Statistics

Opponent	GS	MP	FG-A	3P-A	FT-A	O-D-T	PF	A	TO	BS	ST	TP
New Orleans	*	26	6-9	0-0	2-3	2-11-13	0	0	0	2	0	14
New Mexico State	*	21	0-4	0-0	2-5	2-6-8	4	2	1	0	1	2
at Arizona State		32	5-8	0-0	3-4	0-9-9	3	0	4	1	1	13
vs. Santa Clara	*	38	2-8	0-0	7-8	3-7-10	4	0	1	2	0	11
vs. Washington St.	*	23	2-4	0-0	4-4	2-2-4	4	1	2	0	2	8
vs. Boston College	*	36	9-14	0-0	3-3	3-8-11	1	2	2	1	1	21
Idaho State	*	29	4-8	0-0	0-4	5-8-13	2	1	1	0	1	8
Missouri State	*	29	3-11	0-0	2-3	1-4-5	1	1	3	0	1	8
at USC	*	37	5-10	0-0	3-4	2-11-13	1	0	4	0	2	13
vs. Oklahoma St.	*	36	4-14	0-0	5-6	7-13-20	1	1	0	2	1	13
Montana State	*	23	5-9	0-0	0-0	2-12-14	1	2	2	1	1	10
UMKC	*	28	6-9	0-0	6-7	1-5-6	1	1	3	3	2	18
at New Mexico St.	*	32	9-15	0-0	5-7	4-15-19	4	2	2	0	3	23
Saint Louis	*	31	5-7	0-0	8-11	2-7-9	3	2	4	0	2	18
Houston Baptist	*	27	6-9	0-0	1-2	4-6-10	2	0	1	2	1	13
North Dakota	*	27	4-9	0-0	2-2	3-7-10	0	0	2	5	1	10
at Wyoming	*	21	3-8	0-0	2-2	0-5-5	3	0	1	1	1	8
San Diego State	*	34	6-10	0-0	3-5	3-5-8	1	5	2	0	0	15
at UNLV	*	32	6-11	0-0	2-2	7-5-12	4	2	4	3	1	14
Colorado State	*	34	5-9	0-0	3-3	2-12-14	2	3	2	3	2	13
TCU	*	34	3-8	0-0	1-2	5-6-11	2	1	4	0	2	7
at Air Force	*	26	6-9	0-0	1-2	3-5-8	2	0	3	2	1	13
at Boise State	*	28	2-5	0-0	1-3	2-4-6	4	0	3	0	1	5
Wyoming	*	27	3-9	0-0	1-2	4-9-13	3	2	3	1	1	7
at San Diego State	*	35	7-15	0-0	3-4	6-11-17	3	1	1	1	0	17
UNLV	*	36	13-20	0-0	1-1	4-16-20	1	2	3	0	3	27
at Colorado State	*	33	6-10	0-0	1-1	2-4-6	2	3	6	1	0	13
at TCU	*	28	3-6	0-0	1-1	2-10-12	4	1	2	0	1	7
Air Force	*	27	8-9	0-0	1-2	2-9-11	2	0	3	1	1	17
Boise State	*	38	11-15	1-1	7-7	2-10-12	2	0	2	0	1	30
vs. Air Force	*	24	3-6	0-0	9-11	2-5-7	3	0	1	0	1	15
at UNLV	*	38	8-10	0-0	3-3	0-13-13	2	2	3	0	0	19
vs. San Diego State*		37	5-14	0-0	2-3	5-7-12	2	2	4	2	2	12
vs. Long Beach St.	*	36	7-10	0-0	4-6	5-8-13	2	1	1	1	0	18

GORDON, Drew

Season	gp-gs	min/avg	Total		3-Point		F-Throws		Rebounds				Scoring							
			fg-fga	pct	fg-fga	pct	ft-fa	pct	off	def	tot	avg	pf	fo	ast	to	blk	stl	pts	avg
2010-11	26-19	729/28.0	138-262	.527	0-0	.000	61-90	.678	89	184	273	10.5	86	4	16	61	34	14	337	13.0
2011-12	34-33	1043/30.7	180-332	.542	1-1	1.000	99-132	.750	99	275	374	11.0	76	0	41	81	35	38	460	13.5
TOTAL	60-52	1772/29.5	318-594	.535	1-1	1.000	160-222	.721	188	459	647	10.8	162	4	57	142	69	52	797	13.3

UNLV in the semifinals, shooting 8-of-10 and hitting for 19 points with 13 rebounds • in the championship game he scored 12 points with 12 rebounds, cementing MVP honors for the tournament

2010-11 • JUNIOR

• Started the final 19 games after coming off the bench the first seven • missed the first nine games while sitting out as a transfer • Averaged 13.0 points and a team-high 10.5 rebounds overall, and 13.9 ppg and 11.8 rpg in MWC contests • Averaged 12.8 rebounds a game the last nine games • Not surprising that he has led UNM in rebounding 21 times in 25 games • Scored in double figures 22 times, including 12 in a row from Jan. 12-Feb. 23 • 18 points and nine rebounds - both team highs - in the win over UTEP in the NIT • Team-high 30 points and 28 rebounds in two MWC Tournament games, including 17 and 13 in the semifinals against BYU • set career-highs with seven FTs made and four assists, and tied a career mark with three blocks, against Colorado State • In MWC games only, Gordon had one rebound fewer than San Diego State's Kawhi Leonard: 189 for Gordon, 190 for Leonard • Twice named MWC Player of the Week: co-player Jan. 31 after 27 points and 23 rebounds in wins over TCU and No. 9 BYU; then won it outright March 7 following 28 points and 26 rebounds after victories at No. 3 BYU and Air Force • 15 points and 16 rebounds in the win at No. 3 BYU March 2 • 16 points and 18 rebounds against Wyoming Feb. 9 • 15 points and 12 rebounds in the win over No. 9 BYU Jan. 29...had 11 points and eight boards in the first half • 12 points and 11 rebounds against TCU • 10 points and 13 rebounds at UNLV Jan. 22 and all five of his FGs were dunks • A career-high 23 points, 14 rebounds, three blocks and two steals in 33 minutes against San Diego State Jan. 15 • Made his first Lobo start against Colorado State Jan. 12, logging 15 points and 16 rebounds • first UNM double-double vs. Cal State Bakersfield with 14 points, 11 rebounds and three blocks in 23 minutes • all of his points came after halftime • 10 points, inen boards and three blocks in a season-high 34 minutes at Dayton • 11 points and three rebounds in 20 minutes against The Citadel, his first collegiate action since Nov. 29, 2009, against Long Beach State • had his 18th double-double with 18 points and 13 rebounds against Long Beach State

2009-10 (SOPHOMORE / UCLA)

Played and started six games • Averaged 11.2 points and 5.3 rebounds..half of his rebounds (16 of 32) were on the offensive end • 19 points and six rebounds in 21 minutes against Cal State Bakersfield • 18 points and nine boards against Pepperdine

2008-09 (FRESHMAN / UCLA)

Played in 34 of 35 games, missing UCLA's NCAA Tournament first round game against VCU due to a concussion • Averaged 10.9 minutes off the bench • Third in offensive rebounds with 45 • Made a team-high 56.5% of his shots (52-for-92) • First career double-double with 14 points and 11 rebounds in home win over Wyoming • Scored Pac-10 high of 11 points at Oregon State • Second on the team with 19 dunks and third with 15 blocks • Four points, two rebounds and a block while going 2-for-2 from the FT line and making his only FG try in the Bruins' second-round loss to Villanova in the NCAA Tournament

HIGH SCHOOL

A 2008 graduate of Archbishop Mitty HS in San Jose, Calif. • A four-year varsity letterwinner • Registered career highs of 29 points, 21 rebounds, 11 blocks shots (three times) and seven assists • Listed as the No. 15 power forward and the No. 42 overall prospect in the Class of 2008 by Rivals.com • Invited to play in the 2008 Jordan Brand Classic on April 19 at Madison Square Garden in New York • Named to the 2008 Long Beach Press-Telegram's Best in the West first team • Three-time (2005-07) All-West Catholic Athletic League first team selection • played in 11 games as a senior (2007-08), averaging 17.5 ppg and 10.5 rpg before being sidelined by an ankle injury • Archbishop Mitty lost in the state championship game • As a junior, averaged 15.1 ppg, 10.4 rpg, 2.4 apg, 2.3 spg and 4.1 bpg, shooting 63.8% from the floor, 50.0% from three-point range and 70.2% from the line • led Archbishop Mitty to a 29-6 record, a No. 9 ranking in the West Region by USA Today and to the state championship game • 2007 San Jose Mercury News Player of the Year • earned 2007 EA Sports second-team All-America honors • Also threw the discus and shot put

PERSONAL

Born July 12, 1990, in San Jose • Full name is Drew Edward Gordon • Son of Ed Gordon and Shelly Davis • Father played basketball at San Diego State, while mother attended UCLA • Has a younger brother, Aaron and a younger sister, Elisabeth • Majoring in University Studies

LOBOS AVERAGING DOUBLE-DOUBLE / SEASON

		PPG	RPG
John Teel.....	1957	15.8	10.5
Tom King.....	1960	12.9	14.9
Tom King.....	1961	11.1	16.3
Ira Harge.....	1963	21.1	13.2
Ira Harge.....	1964	16.8	10.5
Mel Daniels.....	1965	17.0	11.2
Mel Daniels.....	1966	21.2	10.3
Mel Daniels.....	1967	21.5	11.6
Willie Long.....	1970	23.9	12.9
Willie Long.....	1971	23.9	10.6
Bill Hagins.....	1975	14.0	11.6
Larry Gray.....	1976	14.3	10.4
Drew Gordon.....	2011	13.0	10.5
Drew Gordon.....	2012	13.4	10.9

UNM REBOUND AVERAGE / SEASON

1.	16.3	Tom King	1961
2.	14.9	Tom King	1960
3.	13.2	Ira Harge	1963
4.	12.9	Willie Long	1970
5.	11.59	Mel Daniels	1967
6.	11.57	Bill Hagins	1975
7.	11.2	Mel Daniels	1965
8.	10.9	Drew Gordon	2012
9.	10.7	Willie Long	1971
10.	10.51	Ira Harge	1964
11.	10.50	Drew Gordon	2011

UNM TOTAL REBOUNDS / SEASON

1.	375	Tom King	1961
2.	374	Tom King	1960
3.	361	Drew Gordon	2012
6.	330	Luc Longley	1990
11.	302	Mel Daniels	1965
16.	275	Luc Longley	1991
17.	273	Drew Gordon	2011

MOST REBOUNDS, UNM, SINGLE GAME

1.	26	Tom King vs. Wyoming, Feb. 13, 1960
2.	24	Tom King vs. Denver, Feb. 27, 1960
	24	Tom King at Wyoming, Feb. 11, 1961
4.	23	Drew Gordon vs. Utah, Feb. 19, 2011
	23	Darryl Minniefield vs. Utah, March 3, 1972

MOST REBOUNDS IN THE PIT

23 Drew Gordon (UNM) vs. Utah, Feb. 19, 2011
23 Steve Malcovic (San Diego State) vs. UNM, Feb. 24, 1979
23 Darryl Minniefield (UNM) vs. Utah, March 3, 1972
23 Lew Alcindor (UCLA) vs. New Mexico State, March 15, 1968

MOST REBOUNDS, MWC, SINGLE GAME

23 Drew Gordon (UNM) vs. Utah, Feb. 19, 2011
22 Adam Waddell (Wyoming) vs. Utah, Jan. 27, 2010
22 Jason Smith (Colorado State) vs. Wyoming, Feb. 24, 2007
22 Louis Amundson (UNLV) at Auburn, Dec. 12, 2004

MOST REBOUNDS, SINGLE GAME, 2010-11 SEASON

23 Drew Gordon, New Mexico, vs. Utah, Feb. 19, 2011
23 Kenneth Faried, Morehead State, vs. Tennessee State, Jan. 27, 2011
22 Brian Benson, New Hampshire, vs. Stony Brook, Jan. 15, 2011
22 Keith Benson, Oakland, vs. Austin Peay, Nov. 27, 2010
22 Rick Jackson, Syracuse, vs. Detroit, Nov. 16, 2010



DEMETRIUS WALKER

So-TR • Guard
6-2 • 200
Fontana, Calif.

40

GENERAL INFORMATION

Transfer from Arizona State who was required to sit out the 2010-11 season per NCAA guidelines • will have three years of eligibility starting with the 2011-12 season.

2011-12 • RS-SOPHOMORE

Averaged 11.0 points and 6.5 rebounds in two exhibition games off the bench • Scored 12 points with three assists in his first action in 19 months in the opener against New Orleans • had eight points against New Mexico State • in a return to the start of his college career, he scored seven points with three assists against his old team Arizona State • had eight points in 17 minutes against Santa Clara • had three points and three assists against Washington State • had a career-best five assists and eight points against Boston College • scored nine of the bench in 16 minutes against Idaho State • scored a career-best 16 points with a career-best five boards against Missouri State • was a perfect 3-for-3 from the line, scoring seven points at USC • only scored two points, but was active against Oklahoma State, especially defensively • after garnering just three steals in the first 10 games, had a career-high five against Montana State, along with seven points • earned his first UNM start, scoring six points with seven assists against UMKC • had six points including a 4-of-5 effort from the line against Saint Louis • established a season-high with eight assists to go along with 14 points against Houston Baptist • scored 12 points off the bench against North Dakota • score seven off the bench in a career-high 23 minutes at Wyoming • didn't score in three minutes of action against UNLV • provided a big spark with solid defense against Colorado State, with nine points, three boards, and three steals • had a career-high eight rebounds, adding 11 points, at Air Force • scored six points and added seven rebounds against Boise State • played very well with six points, filling in at the four-spot due to injuries and foul trouble with UNM's other post players

• was fantastic with nine points against UNLV with a key three-pointer to ignite a 16-1 clinching run • scored 14 points in a season-high 25 minutes against Colorado State • scored seven points against TCU • played just 10 minutes after missing most of the week of practice following an illness in his family, but still scored three points with three assists against Air Force • scored five points on 2-of-2 shooting against Boise State • scored a career-high 19 points in the quarters against Air Force on 5-of-6 shooting with four rebounds • another solid game against UNLV with 12 points and three rebounds • helped finish off San Diego State with seven points, all at the line • for the conference tournament, he shot 19-of-22 from the line • scored 11 points against Long Beach State, including nine in the first half

2010-11 • SOPHOMORE

Redshirted after transferring from Arizona State • suffered from foul trouble against San Diego State, playing a season-low eight minutes and not scoring • his only basket proved large against Wyoming, giving UNM a two possession lead, which Wyoming would never break through

2009-10 • FRESHMAN (AT ARIZONA STATE)

Played in 23 games with one start for the Sun Devils • lone start came against Stanford (1-30-10 • averaged 4.0 points, 1.0 rebound and 10.5 minutes • led ASU in scoring three times with a high of 14 points at Washington (2-6-10 • also 12 points against Western Illinois (11-13-09) and 11 at Southern Cal (1-2-10).

HIGH SCHOOL

A 2009 graduate of Phoenix St. Mary's • moved to Phoenix from Fontana, Calif., in the fall of 2008 • led St. Mary's to the 5A state championship, scoring 27 points in the title game against Gilbert Highland • it was St. Mary's first title since 2001 • coached by Dave Lopez • was ranked No. 115 in Rivals.com final

SEASON HIGHS

Points Season... 19 Air Force (3-8-12)	Free Throws Season... 7 San Diego State (3-10-12)
Rebounds Season... 8 at Air Force (1-31-12)	Free Throw Attempts Season... 8 3x, last vs. Long Beach St. (3-15-12)
Field Goals Season... 5, 3x last vs. Air Force (3-8-12)	Assists Season... 8 Houston Baptist (1-3-12)
Field Goal Attempts Season... 11 at Colorado St. (2-18-12)	Steals Season... 5 Montana State (12-20-11)
Three-Point Field Goals Season... 3 Air Force (3-8-12)	Blocked Shots Season... None
Three-Point Field Goal Attempts Season... 5 at Colorado State (2-18-12)	Minutes Played Season... 25 at Colorado State (2-18-12)

MISCELLANEOUS	SEASON	MISCELLANEOUS	SEASON
Double Figure Scoring	9	Led team in Scoring	2
Dunks	3	Led team in Assists	1
Charges Drawn	7	Led team in Rebounds	1

Game-by-Game Statistics

Opponent	GS	MP	FG-FGA	3P-3PA	FT-FTA	O-D-T	PF	A	TO	BS	ST	TP
New Orleans	19	4-5	1-2	3-4	0-4-4	3	3	1	0	0	12	
New Mexico State	17	3-7	1-2	1-3	0-2-2	4	1	1	0	0	8	
at Arizona State	18	2-5	2-3	1-2	0-1-1	1	3	1	0	1	7	
vs. Santa Clara	17	2-5	1-3	3-4	0-2-2	5	2	1	0	0	8	
vs. Washington St.	18	1-5	1-3	0-0	1-3-4	2	3	3	0	0	3	
vs. Boston College	20	4-8	0-4	0-0	0-3-3	1	5	2	0	0	8	
Idaho State	16	3-7	0-3	3-6	1-1-2	0	1	0	0	1	9	
Missouri State	20	5-8	2-4	4-6	2-3-5	2	0	2	0	0	16	
at USC	16	2-5	0-1	3-3	0-0-0	0	0	2	0	0	7	
vs. Oklahoma St.	23	0-4	0-2	2-4	0-4-4	1	1	1	0	1	2	
Montana State	17	2-5	1-4	2-2	0-3-3	2	2	1	0	5	7	
UMKC	22	0-5	0-3	6-6	0-2-2	2	7	2	0	0	6	
at New Mexico St.	14	0-3	0-1	0-0	1-3-4	4	2	2	0	0	0	
Saint Louis	13	1-3	0-0	4-5	0-3-3	2	1	1	0	1	6	
Houston Baptist	18	4-6	2-3	4-4	0-2-2	1	8	2	0	0	14	
North Dakota	20	3-6	1-3	5-6	0-5-5	2	2	5	1	0	12	
at Wyoming	23	2-7	1-2	2-3	1-1-2	2	1	2	0	1	7	
San Diego State	8	0-5	0-1	0-0	0-0-0	2	0	0	0	0	0	
at UNLV	3	0-0	0-0	0-0	0-0-0	1	0	0	0	0	0	
Colorado State	18	3-8	2-3	1-2	0-3-3	1	3	0	0	0	9	
TCU	9	0-3	0-1	0-0	0-1-1	2	1	2	0	0	0	
at Air Force	21	3-8	1-2	4-4	0-8-8	2	3	2	0	1	11	
at Boise State	17	2-6	0-2	2-5	0-7-7	1	3	2	0	0	6	
Wyoming	10	1-2	0-0	0-0	0-0-0	0	0	3	0	0	2	
at San Diego State	17	2-5	1-1	1-2	0-3-3	4	1	4	0	0	6	
UNLV	16	3-7	1-5	2-2	1-2-3	2	1	2	0	0	9	
at Colorado State	25	5-11	2-5	2-2	1-2-3	1	0	0	0	0	14	
at TCU	18	3-7	1-3	0-0	0-2-2	1	1	1	0	0	7	
Air Force	10	1-4	1-1	0-1	0-3-3	1	2	0	0	0	3	
Boise State	16	2-2	1-1	0-0	0-0-0	1	0	0	0	1	5	
vs. Air Force	17	5-6	3-4	6-8	0-4-4	4	0	1	0	0	19	
at UNLV	21	3-7	0-2	6-6	0-3-3	4	2	2	0	0	12	
vs. San Diego State	17	0-4	0-1	7-8	0-3-3	3	1	1	0	0	7	
vs. Long Beach St.	20	2-7	1-3	6-8	0-4-4	2	1	2	1	0	11	

WALKER, Demetrius

			Total		3-Point		F-Throws			Rebounds											Scoring	
Season	gp-gs	min/avg	fg-fga	pct	fg-fga	pct	ft-fta	pct	off	def	tot	avg	pf	fo	ast	to	blk	stl	pts	avg		
2011-12	34-1	574/16.9	73-186	.392	27-78	.346	80-106	.755	8	87	95	2.8	66	1	61	51	2	12	253	7.4		
TOTAL	34-1	574/16.9	73-186	.392	27-78	.346	80-106	.755	8	87	95	2.8	66	1	61	51	2	12	253	7.4		



CAMERON BAIRSTOW 41

So-1VL • Forward

6-9 • 253

Brisbane, Australia (Australian Institute of Sport)

GENERAL INFORMATION

Power forward playing in the post • Last name is pronounced BARE-stow • The third Australian to play at UNM, following Luc Longley (1987-91) from Perth and Ryan Kersten (2005-07) from Modbury Heights

2011-12 • SOPHOMORE

Averaged 8.5 points and 6.5 rebounds in two exhibition games, shooting .846 from the line • set career-highs in the opener for points, rebounds, and field goals against New Orleans with 13, eight, and five • scored 10 points, including the first six, against Arizona State • played just five minutes against Santa Clara and Washington State due to food poisoning • had four points and five rebounds, including a dunk, against Idaho State • had three points and four rebounds at USC • scored four points and had three rebounds against Oklahoma State • had a career-high nine rebounds against Montana State • scored two points with four boards against UMKC • scored five points against Houston Baptist • recorded three rebounds against North Dakota • had three points at Wyoming • grabbed five rebounds against the Aztecs • had four points and four boards at UNLV • had four points and five boards against Colorado State • tied his MW career-high with six points, and went 4-for-4 from the line against TCU • set a MW career-high with seven points on a perfect 3-for-3 night at Air Force, including going 1-for-1 from the line, with four boards • had five boards at Boise State • had four points and three boards against Wyoming, hitting those four early to keep UNM in it early against Wyoming • scored four points and tied his career-high with two blocks despite missing a good chunk on the SDSU game after landing awkwardly after going up for a rebound • had two points and two rebounds with great defense against UNLV • scored six points with three rebounds against TCU • went 3-for-4 from the line and had seven rebounds and

five points against Air Force • scored one point in nine minutes against Boise State • shot 9-for-12 from the line for the tournament, and was big in the first half of the championship game, scoring six straight points • had seven points in a season-high 26 minutes against Long Beach State

2010-11 • FRESHMAN

• Averaged 9.7 minutes in 31 games, but just 6.9 in 12 MWC contests • Showed a lot of potential with his play in four postseason games • 16 points and 11 rebounds in 47 minutes after just nine points and three boards in 37 minutes the previous 10 games • six points on a career-best 4-4 FTs, and three rebounds in 10 minutes at Alabama in the second round of the NIT • two points, three rebounds and a career-high two assists in eight minutes against UTEP in the NIT first round • 29 very meaningful minutes in the MWC Tournament against Colorado State and BYU • four points and a rebound against CSU, and he made arguably the biggest shot of the game, a 15-footer at the end of the shot clock that gave UNM a 63-59 advantage with 57 seconds left • four points and four rebounds in 17 minutes vs. BYU • Earned his first UNM start Feb. 16 at San Diego State, becoming the fourth true UNM freshman to draw a start • picked up two early fouls and had no points or rebounds in 11 minutes • five points and two rebounds in eight minutes at Colorado State Feb. 12 • nailed his first career three that got UNM to within 63-60 with 47 seconds left • six points (3-5 FGs), one board, one assist, one block and one steal in an MWC-high 17 minutes vs. TCU Jan. 26...had scored just eight points in his previous nine games before TCU • 33-55 FGs (60%) on the season and he made nine straight over a three-game span before a second-half tip missed at Southern Illinois on Dec. 1 • two points and five rebounds in 11 minutes at Utah • six points and four rebounds in 18 minutes against Cal State Bakersfield • Set career-highs vs. New Mexico State in The Pit with seven re-

SEASON HIGHS

Points

Season...13 New Orleans (11-11-11)
Career...13 New Orleans (11-11-11)

Rebounds

Season...9 Montana State (12-20-11)
Career...9 Montana State (12-20-11)

Field Goals

Season...5 New Orleans (11-11-11)
Career...5 New Orleans (11-11-11)

Field Goal Attempts

Season...8 2x last Montana State (12-20-11)
Career...8 2x last Montana State (12-20-11)

Three-Point Field Goals

Season...None
Career...1 at Colorado St. (2-12-11)

Three-Point Field Goal Attempts

Season...None
Career...1 vs. TCU / at Colorado State

Free Throws

Season...6 Air Force (3-8-12)
Career...6 Air Force (3-8-12)

Free Throw Attempts

Season...8 Air Force (3-8-12)
Career...8 Air Force (3-8-12)

Assists

Season...2 at Colorado State (2-18-12)
Career...2, 2x last at Colorado St. (2-18-12)

Steals

Season...2, 2x last vs. San Diego State (3-10-12)
Career...2, 2x last vs. San Diego State (3-10-12)

Blocked Shots

Season...2, 3x last vs. Long Beach St. (3-15-12)
Career...2, 5x last at Long Beach St. (3-15-12)

Minutes Played

Season...26 vs. Long Beach St. (3-15-12)
Career...27 vs. New Mexico St. (12-11-10)

MISCELLANEOUS

Double Figure Scoring
Led UNM in Blocks
Charges Taken
Dunks

SEA. CAR.

2 2
3 4
4 7
5 6

Game-by-Game Statistics

Opponent	GS	MP	FG-A	3P-A	FT-A	O-D-T	PF	A	TO	BS	ST	TP
New Orleans	22		5-8	0-0	3-8	4-4-8	2	1	0	0	1	13
New Mexico State	16		1-1	0-0	3-4	2-2-4	4	0	3	1	0	5
at Arizona State	18		3-4	0-0	4-6	1-1-2	4	0	2	1	0	10
vs. Santa Clara	5		0-1	0-0	0-0	1-1-2	2	0	0	0	0	0
vs. Washington St.			Did Not Play									
vs. Boston College	5		1-1	0-0	0-0	0-0-0	4	0	0	0	0	2
Idaho State	19		2-4	0-0	0-0	3-2-5	0	1	2	0	2	4
Missouri State	15		0-3	0-0	3-5	4-2-6	1	1	0	1	0	3
at USC	17		1-1	0-0	1-2	2-2-4	1	0	5	0	0	3
vs. Oklahoma St.	11		2-3	0-0	0-1	2-1-3	4	0	0	0	0	4
Montana State	23		2-8	0-0	0-0	3-6-9	1	0	0	0	0	4
UMKC	13		1-2	0-0	0-2	4-0-4	2	0	1	1	1	2
at New Mexico St.	10		0-1	0-0	0-0	0-1-1	4	1	2	0	0	0
Saint Louis	19		0-0	0-0	2-2	0-0-0	3	0	0	0	0	2
Houston Baptist	16		1-2	0-0	3-4	1-3-4	0	0	0	2	1	5
North Dakota	16		0-1	0-0	0-0	2-1-3	3	0	0	2	1	0
at Wyoming	16		1-2	0-0	1-2	0-2-2	1	0	0	0	1	3
San Diego State	12		0-0	0-0	0-1	2-3-5	1	0	0	0	0	0
at UNLV	16		1-2	0-0	2-2	3-1-4	4	1	3	0	0	4
Colorado State	12		2-5	0-0	0-0	4-1-5	4	0	0	0	1	4
TCU	15		1-4	0-0	4-4	1-1-2	3	0	1	1	0	6
at Air Force	14		3-3	0-0	1-1	1-3-4	3	1	3	0	0	7
at Boise State	16		0-1	0-0	0-0	2-3-5	0	1	2	1	0	0
Wyoming	17		2-4	0-0	0-0	1-2-3	3	0	1	0	0	4
at San Diego State	11		2-4	0-0	0-0	1-1-2	3	1	1	2	0	4
UNLV	15		0-2	0-0	1-2	1-1-2	2	0	1	0	0	1
at Colorado State	12		0-2	0-0	0-0	2-3-5	3	2	0	1	0	0
at TCU	17		2-4	0-0	2-3	1-2-3	2	0	1	1	1	6
Air Force	18		1-4	0-1	3-4	4-3-7	3	0	0	0	0	5
Boise State	9		0-0	0-0	1-2	0-0-0	2	0	0	1	0	1
vs. Air Force	22		0-0	0-0	6-8	1-3-4	3	0	1	0	1	6
at UNLV	18		1-3	0-0	0-0	2-5-7	2	0	1	0	1	2
vs. San Diego State	21		2-6	0-0	3-4	1-1-2	1	0	0	0	2	7
vs. Long Beach St.	26		3-4	0-0	1-2	0-3-3	3	1	1	2	1	7

BAIRSTOW, Cameron

			Total		3-Point		F-Throws		Rebounds											Scoring	
Season	gp-gs	min/avg	fg-fga	pct	fg-fga	pct	ft-fta	pct	off	def	tot	avg	pf	fo	ast	to	blk	stl	pts	avg	
2010-11	31-1	301/9.7	33-55	.600	1-2	.500	13-22	.591	25	30	55	1.8	46	0	7	14	8	6	80	2.6	
2011-12	33-1	512/15.5	40-90	.444	0-1	.000	44-69	.638	56	64	120	3.6	78	0	11	31	18	13	124	3.8	
TOTAL	64-2	813/12.7	73-145	.503	1-3	.333	57-91	.626	81	94	175	2.7	124	0	18	45	26	19	204	3.2	

bounds and 27 minutes, while adding six points • 18 points on 8-8 FGs and 2-3 FTs in consecutive games against Northwood and San Diego • nine points, making 4-4 FGs in each game • Four points in just six minutes against Arizona State • all of his points started a 20-0 first-half run as the Lobos went from trailing 13-7 to leading 27-13

AUSTRALIAN INSTITUTE

Attended the well-know Australian Institute of Sport (AIS) in Canberra starting in January of 2009 • The AIS is the country's national center of sports excellence designed for the training and development of elite athletes and teams • The AIS has churned out numerous standout collegiate players, including Andrew Bogut (Utah) and Patrick Mills (St. Mary's) • Bairstow was a member of the Queensland team that won the 2009 Under 20 Australian national championship and he played on the Australian Under 19 team that took the 2009 FIBA Oceania title • Played for head coach Marty Clarke at the AIS • Seen a lot of the world, traveling with AIS to Italy and to the Basketball Without Borders Camp Asia in 2009 • Also a member of the 2010 South East Australian Basketball League (SEABL) Select Team that visited Qatar

PERSONAL

Born Dec. 7, 1990, in Brisbane, Australia • Full name is Cameron David Bairstow • son of Ian and Penny • Has four brothers (Kieran, Jarred, Daniel and Sean) and two sisters (Melissa and Stephanie) • Undecided on a major, but is interested in physiotherapy



ALEX KIRK

53

So-1VL • Post
6-11 • 242

Los Alamos, N.M. (Los Alamos HS)

GENERAL INFORMATION

In-state product who played in the post
• For a big man, he is a very good passer and can make shots from 15-20 feet
• Signed with UNM in November of 2009
• Has a wingspan of 7-foot-2
• High school head coach was his father, Alan
• Had back surgery in the summer and could redshirt the season.

2011-12 • SOPHOMORE

Is recovering from back surgery and will probably not play this season, according to coach Steve Alford

2010-11 • FRESHMAN

• Started the first 18 games - and 21 of the first 22 - in the post, but was a reserve the final 13 games
• MWC's No. 2 freshman rebounder at 3.7 rpg
• 126 total boards is seventh-most in a season by a Lobo freshman
• second on the team with 20 blocks while averaging 15 minutes a game
• 8.1 ppg and 5.4 rpg in 15 regular season non-conference games, but 2.3 ppg, 2.3 rpg and 11.5 minutes in MWC contests
• Just 21 points his final 16 games, and scoreless in nine of them
• two points and five rebounds in nine minutes against UTEP in the NIT first round
• it was his most rebounds in 10 games, since five at Colorado State on Feb. 12
• two points and three boards in eight minutes at Alabama in the NIT
• nine points and a career-high four blocks against Colorado State Jan. 12
• Scintillating performance against Cal State Bakersfield with a UNM freshman record 31 points on 11-13 FGs, 2-3 3s and 7-8 FTs in just 21 minutes
• the previous mark was 30 points by Kenny Thomas against Utah in the 1996 WAC Tournament championship game
• tied an MWC freshman record (SDSU's Evan Burns vs. UNM in 2003 and Wyoming's Desmar Jackson vs. Utah in 2010)
• Seven points and eight rebounds in 23 minutes at Dayton
• 10 points in 24 minutes at Texas Tech
• scored eight in the second half and was 4-4 from the FT line
• Six points and a career-high-tying

10 rebounds against Colorado in Las Vegas...had nine boards in the first half
• Six points, four rebounds and a career-high three blocks in 18 minutes vs. The Citadel
• Eight points and a team-high seven rebounds at Cal
• Got off to an historic beginning in the opener against Detroit, becoming the first UNM freshman to register a double-double (10-10) in his Lobo debut

HIGH SCHOOL

A 2010 graduate of Los Alamos (N.M.) HS
• Rated No. 97 overall prospect and the seventh-best center in the ESPN 100 entering his senior season
• Three-time first team all-state pick with three-year averages of 23.8 points, 12.7 rebounds and 6.7 blocks
• Played in the Jack Jones Shootout in Memphis, Tenn., the Academic All-American Classic in Los Angeles and the New Mexico North/South game in July of 2010
• New Mexico Gatorade player of the year and district 2AAAAA Player of the Year as a senior when he averaged 25.2 points, 13.7 rebounds and an astounding 8.1 blocks per game for the Hilltoppers
• Shot 61% from the floor and 76% from the line
• Averaged 27.6 points, 14.2 rebounds, 7 blocks and 3 assists as a junior

PERSONAL

Born Nov. 14, 1991, in Los Alamos
• Full name is Alex Ryan Kirk
• Son of Alan and Pat Kirk
• Interested in business as a major but is currently undecided

SEASON HIGHS

Points

Season...
Career... 31 vs. Cal State Bakersfield

Rebounds

Season...
Career... 10 vs. Detroit/Colorado

Field Goals

Season...
Career... 11 vs. Cal State Bakersfield

Field Goal Attempts

Season...
Career... 13 vs. Cal State Bakersfield

Three-Point Field Goals

Season...
Career... 2 vs. Cal State Bakersfield

Three-Point Field Goal Attempts

Season...
Career... 4 at Cal

Free Throws

Season...
Career... 7 vs. Cal State Bakersfield

Free Throw Attempts

Season...
Career... 8 vs. Cal State Bakersfield

Assists

Season...
Career... 3 twice

Steals

Season...
Career... 2 three times

Blocked Shots

Season...
Career... 4 vs. Colorado State

Minutes Played

Season...
Career... 31 at Cal

MISCELLANEOUS

SEA. CAR.

Double Figure Scoring	0	4
Led UNM in Scoring	0	1
Led UNM in Rebounds	0	3
Led UNM in Steals	0	1
Double-Double	0	1
2+ blocks	0	6
Dunks	0	6
Charges Taken	0	1

KIRK, Alex

Season	gp-gs	min/avg	Total fg-fga	pct	3-Point fg-fga	pct	F-Throws ft-fta	pct	Rebounds off	def	tot	avg	pf	fo	ast	to	blk	stl	Scoring pts	avg
2010-11	34-21	509/15.0	64-136	.471	10-36	.278	23-37	.622	34	92	126	3.7	70	2	12	24	20	9	161	4.7
TOTAL	34-21	509/15.0	64-136	.471	10-36	.278	23-37	.622	34	92	126	3.7	70	2	12	24	20	9	161	4.7