

LOBO BASKETBALL



2018-19
Record Book &
Media Guide



***THE LOUDEST ARENA
IN THE COUNTRY***



***WELCOME TO THE PIT
A MILE HIGH AND LOUDER THAN...***

THE PIT

A NATIONAL TREASURE



SPORTS ILLUSTRATED'S TOP 20 VENUES OF THE 20TH CENTURY

In June 1999, Sports Illustrated listed its Top-20 sporting venues of the 20th century and The Pit checked in at No. 13.

1. Yankee Stadium (Bronx, N.Y.)
2. Augusta National Golf Course (Augusta, Ga.)
3. Michie Stadium (West Point, N.Y.)
4. Cameron Indoor Stadium (Durham, N.C.)
5. Bislett Stadium (Oslo, Norway)
6. Wrigley Field (Chicago, Ill.)
7. Roland Garros (Paris, France)
8. Lambeau Field (Green Bay, Wisc.)
9. Fenway Park (Boston, Mass.)
10. Saratoga Race Track (Saratoga, N.Y.)
11. Pebble Beach Golf Course (Monterey, Calif.)
12. Wembley Stadium (London, England)
13. **The Pit (Albuquerque, N.M.)**
14. Boston Marathon Course (Boston, Mass.)
15. Camden Yards (Baltimore, Md.)
16. Lamade Stadium (Williamsport, Pa.)
17. Daytona International Speedway (Daytona, Fla.)
18. Notre Dame Stadium (South Bend, Ind.)
19. St. Andrews Golf Course (Scotland)
20. Rose Bowl, Pasadena, Calif.

THE LOUDEST ARENA IN THE COUNTRY

In a weekly series, "Hoops Across America," the St. Petersburg Times ran a feature on The Pit in its Jan. 1999 edition. Written by Bruce Lowitt, part of the study charted the decibel level at selected collegiate arenas during the 1998-1999 season. The paper's final results, including the Final Four at Tropicana Field in St. Petersburg:

Arena	Game	Reading
The Pit	New Mexico vs. Arizona	118
Cameron Indoor Stadium	Duke vs. North Carolina	116
Assembly Hall	Indiana vs. Purdue	116
Allen Field House	Kansas vs Iowa	115
Dean Smith	North Carolina vs Maryland	112
Pauley Pavilion	UCLA vs. Arizona	112
Tropicana Field	Duke vs. UConn (NCAA)	112



TEN GREAT PLACES TO GET PUMPED FOR NCAA ACTION - USA TODAY

In January 2008, author, sports commentator and basketball aficionado John Feinstein gave his list of favorite venues for watching college hoops to Tim Smight for USA TODAY. The Pit came in third on this prestigious list.

1. Allen Fieldhouse - Kansas
2. Rose Hill Gym - Fordham
3. **The Pit - New Mexico**
4. Hart Rec Center - Holy Cross
5. Mackey Arena - Purdue
6. Cassell Coliseum - Virginia Tech
7. O'Connell Center - Florida
8. The Palestra - Pennsylvania
9. Cameron Indoor Stadium - Duke
10. Pauley Pavilion - UCLA

TOP-10 "OLD SCHOOL" ARENAS FOXSPORTS.COM

With the closing of Yankee Stadium in 2008, FoxSports.com's Jeff Gordon took a look at the remaining "Old School" venues in all of sports. The Pit ranked No. 7 on this list of some of the most famous venues in the country.

1. Wrigley Field
2. Fenway Park
3. Lambeau Field
4. Cameron Indoor Stadium
5. Notre Dame Stadium
6. Daytona International Speedway
7. **The Pit**
8. Rose Bowl
9. Allen Fieldhouse
10. The Igloo (Mellon Arena)

TOP-16 HOME COURT ADVANTAGES RIVALDS.COM

Rivals.com came out with its list of the top-16 home court advantages in the nation and The Pit ranked No. 11.

1. Cameron Indoor Stadium - Duke
2. Allen Fieldhouse - Kansas
3. Rupp Arena - Kentucky
4. Assembly Hall - Indiana
5. Gallagher-Iba Arena - Oklahoma State
6. Memorial Gymnasium - Vanderbilt
7. McArthur Court - Oregon
8. O'Connell Center - Florida
9. Breslin Center - Michigan State
10. Peterson Events Center - Pittsburgh
11. **The Pit - New Mexico**
12. Assembly Hall - Illinois
13. Kohl Center - Wisconsin
14. Dean Smith Center - North Carolina
15. Joyce Center - Notre Dame
16. McCarthy Athletic Center - Gonzaga

NEW MEXICO FAST FACTS

Location.....Albuquerque, N.M.
Founded.....1889 by Territorial Legislature
Enrollment.....25,015
Nickname.....Lobos
Colors.....Cherry (PMS 200) & Silver (PMS 428)
Conference.....Mountain West Conference
National Affiliation.....NCAA Division I
President.....Dr. Garnett S. Stokes
Vice President for Athletics.....Eddie Nuñez
Senior Associate A.D......Brad Hutchins
Assoc. A.D./SWA.....Janice Ruggiero
Faculty Representative.....Amy Neel

FACILITY INFORMATION

Facility.....The Pit
Capacity.....15,411
Age.....Built in 1966 (Renovated in 2009-10)

TEAM INFORMATION

Head Coach.....Paul Weir (York, '04)
Record at UNM (Years).....19-15 (2nd Season)
Career Record (Years).....47-21 (3rd Season)
Assoc. Head Coach.....Chris Harriman (4th Season)
Alma Mater.....Augusta State, '03
Assistant Coach.....Jerome Robinson (2nd Season)
Alma Mater.....Bradley, '02
Assistant Coach.....Brandon Mason (2nd Season)
Alma Mater.....New Mexico State, '03
Director of Operations.....Ryan Berryman
Director of Player Development.....Sarah Works
Video Coordinator.....Ralph Davis
Dir. of Strength & Conditioning.....Tyler Stuart
Graduate Assistant.....Estevan Sandoval
Athletic Trainer.....Corey DeBarbrie
Administrative Assistant.....Chris Birmingham
Academic Adviser.....Dada Willis-Gregory

The 2018-19 New Mexico Men's Basketball Guide is a production of the New Mexico Athletics Communications Office: Tremendous thanks to Greg Remington, the former SID at New Mexico whose invaluable work of over 30 years at UNM has made this guide a tremendous resource.

PHOTOGRAPHY

Dave Benyak, J.B. Gallegos, Tim March/Kim Jew Photography, Matt Dunn, Steve Bercovitch, Jesse D. Garrabrant NBAE/Getty Images, Frank McGrath, Steve Maikoski/USA Basketball, Vinnie Doosevic, Toby Jorin, Adolphe Pierre-Louis, Lou Capozzola, Roy Turenne, Fernando Medina, Brian Babineau, Nathaniel Butler, Andy Hayt, John Soohoo, Don Grayston, Marshall Saiz, Layne Murdoch, Jeff Reinking, Bill Baptist, Kim Stallknecht, Lee B. Morgan of Eagle's Eye Photo, the UNM Library and selected National Basketball Association teams.

2018-19 SCHEDULE

DATE	OPPONENT	TV	TIME (MT)
Nov. 6	at CSUN	CSUN SN	8 p.m.
Nov. 10	Northern NM (Exh.)		7 p.m.
Nov. 13	Iona	MWN	7 p.m.
Nov. 17	NM State	AT&TSN	4 p.m.
Nov. 24	UTEP	MWN	5:30 p.m.
2018 Mountain West/Missouri Valley Challenge			
Dec. 1	at Bradley	ESPN3	6 p.m.
Dec. 4	at NM State	TBA	7 p.m.
2018 Basketball Hall of Fame Classic, Los Angeles			
Dec. 7	vs Saint Mary's	TBA	5 p.m.
Dec. 11	Colorado	ESPN2	7 p.m.
Dec. 16	Central Arkansas	AT&TSN	2 p.m.
Dec. 18	North Texas	MWN	7 p.m.
Dec. 22	Penn	MWN	2 p.m.
Dec. 30	at Univ. of SW	TBA	TBA
Jan. 2	at Air Force*	AT&TSN	2 p.m.
Jan. 5	Nevada*	ESPNU	6 p.m.
Jan. 8	UNLV*	ESPN2	9 p.m.
Jan. 12	at Colorado State*	CBSSN	2 p.m.
Jan. 15	at San Diego State*	CBSSN	9 p.m.
Jan. 19	Wyoming*	ESPN3	4 p.m.
Jan. 22	at UNLV*	CBSSN	8 p.m.
Jan. 26	Utah State*	CBSSN	2 p.m.
Feb. 2	at Fresno State*	ESPNU	8 p.m.
Feb. 5	San Diego State*	ESPN2	9 p.m.
Feb. 9	at Nevada*	CBSSN	4 p.m.
Feb. 13	San José State*	AT&TSN	7 p.m.
Feb. 16	Fresno State*	ESPN3	5 p.m.
Feb. 20	at Utah State*	ESPNU	9 p.m.
Feb. 26	at San José State*	AT&TSN	8 p.m.
Mar. 2	Colorado State*	ESPNU	8 p.m.
Mar. 6	Boise State*	ESPN3	9 p.m.
Mar. 9	at Wyoming*	ESPN3	TBA
2018 MW Championship (Hosted by UNLV)			
Mar. 13	MW First Round	TBA	TBA
Mar. 14	MW Quarterfinals	TBA	TBA
Mar. 15	MW Semifinals	TBA	TBA
Mar. 16	MW Championship	TBA	TBA

Bold denotes home game at Dreamstyle Arena (15,411)
italics denotes tournament
 *denotes Mountain West game
 Game times listed are Mountain time and subject to change

ON THE INSIDE

The Pit	1-2
Quick Facts/Schedule	3
More on The Pit	4-6
Facilities	7-8
Lobos in the Pros	9-11
University of New Mexico	12-13
This is Albuquerque	14-15

COACHING STAFF & PLAYERS

Head Coach Paul Weir	16-18
Associate Head Coach Chris Harriman	19
Assistant Coach Jerome Robinson	20
Assistant Coach Brandon Mason	21
Director of Operations Ryan Berryman	22
Video Administrator Ralph Davis / Support Staff	23
Rosters	24
Player Pages	25-34

2017-18 SEASON REVIEW

2017-18 Season in Review	35
Statistics	36-39
Last Time it Happened	40
2017-18 UNM/Opponent Highs	41
Box Scores	42-50

RECORDS

Scoring	51-53
Rebounding	54-55
Field Goals	56-57
Three-Pointers	58-59
Free Throws	60-61
Assists/Blocks/Steals	62-64
Minutes/Fouls	65
Records in The Pit	66-67
Miscellaneous	68
Overtime/Exhibition Results	69
National Rankings	70-71

HISTORY

Honors	72
1,000-Point Club	73-79
Top Moments/Coach/All-Time Team	80-81
Top-10 Games in The Pit	82
Bob King	83
Toby Roybal/Greg Brown	84
Conference/NCAA Stat Leaders	85
Season Superlatives	86
Year-by-Year Scoring Leaders	87-88
Year-by-Year Team Statistics	89-90
Conference Champions	91-98
Conference Tournament History	99-100
NCAA/NIT Tournament History	101-109
All-Time Lettermen	110-118
All-Time Head Coaches/Conf. Finishes	119
All-Time Record Breakdown	120
Year-by-Year Results	121-130
All-Time Opponent Results	131-132
All-Time Opponent Records (game by game)	133-144
Opponents by Conference	145

ADMINISTRATION/MEDIA INFORMATION

President Garnett S. Stokes/AD Eddie Nuñez/Board of Regents	146
Media Information	147
Radio Chart	148

NEW MEXICO ATHLETICS

CORE VALUES

MISSION STATEMENT

The University of New Mexico athletics department is committed to student-athlete success and competitive excellence by creating an inclusive environment through recruiting, developing, and retaining quality people, providing a great fan experience, inspiring community engagement, and serving as a source of pride for New Mexico.

VISION STATEMENT

UNM Athletics aspires to be the premier institution in the Mountain West Conference and recognized as a national leader in intercollegiate athletics with an international reputation for excellence.

Student-Athlete Experience - We provide an environment that promotes personal, academic, athletic and social development. We prepare Lobos for Life!
Integrity - We are honest, respectful, and accountable.

Excellence - We maximize our efforts and talents to ensure success of the Lobos.

Respect - We value the importance of diversity, fairness, goodwill and sportsmanship.

Lobo Pride - We support an atmosphere that embraces school spirit, honors tradition and develops Lobos for Life.

Community and Campus Engagement - We are dedicated to integrating our activities and volunteerism into campus life and the community.

THE PIT

BY THE NUMBERS



One of college basketball's most famous and recognizable buildings, Dreamstyle Arena – The Pit is the home of New Mexico basketball.

The 2015-16 season was the 50th year that Dreamstyle Arena has served as home for Lobo hoops. The first game was played on Dec. 1, 1966, with New Mexico beating Abilene Christian 62-53. The Lobos celebrated the 50th anniversary in 2015-16 with a game against Abilene Christian on Nov. 30, 2016. UNM won 64-55. A total of 903 games have been played overall and the Lobos have come away the victor in 733 of them - good for a stunning .812 winning percentage.

What is even more impressive about UNM's home court is that nearly 14 million fans have flocked into this sunken edifice to see their beloved Lobos play basketball. The exact figure stands at 13,745,722. The Lobos have averaged an astounding 15,144 fans the past 52 years.

The Lobos have finished second in the nation in attendance five times, third on four occasions and fourth six times.

The Pit is built in a 37-foot hole on Albuquerque's southeast mesa. First the roof was constructed, then the hole was dug and the Arena built. That all happened in 1966. The unique Behlen roof (338 by 300 feet) was set up by contractors and then 55,000 cubic yards of earth were removed. About 28,000 yards of concrete were poured in the initial construction, which allowed a seating capacity of 14,831. The cost - an incredibly economical \$1.4 million.

The Pit underwent a \$60 million renovation that has updated the facility. Modern amenities include 40 club suites, 365 club seats, new end zone video boards and ribbon boards, expanded concourses with additional restrooms and concessions stands, new ticket office and Lobo store, digital signage and interactive kiosks and a UNM Letterman's Lounge. For the teams, new locker rooms for both men's and women's squads, a state-of-the-art strength and conditioning center, and new training facilities will allow the Lobos to continue their commitment to excellence.

ATTENDANCE IN THE PIT

Year	Total	G	Average	Natl. Rank	Rec.
1966-67	191,669	15	12,778	2nd	14-1
1967-68	214,563	18	11,920	5th	16-2
1968-69	191,309	14	13,665	3rd	12-2
1969-70	191,207	14	13,673	3rd	10-4
1970-71	212,168	15	14,144	2nd	10-5
1971-72	186,660	14	13,333	6th	12-2
1972-73	200,923	14	14,352	6th	13-1
1973-74	217,913	15	14,528	4th	15-0
1974-75	210,381	15	14,025	4th	11-4
1975-76	247,021	16	15,439	2nd	12-4
1976-77	283,865	18	15,770	2nd	15-3
1977-78	292,995	17	17,235	2nd	16-1
1978-79	276,941	17	16,291	3rd	15-2
1979-80	267,087	18	14,838	7th	6-12
1980-81	272,525	16	17,033	3rd	9-7
1981-82	264,404	16	16,525	4th	13-3
1982-83	277,677	17	16,334	4th	13-4
1983-84	314,029	20	15,701	7th	16-4
1984-85	324,941	20	16,248	4th	14-6
1985-86	306,908	18	17,050	4th	14-4
1986-87	360,988	23	15,695	8th	19-4
1987-88	333,369	21	15,875	9th	19-2
1988-89	344,023	20	17,201	8th	15-5
1989-90	332,580	20	16,629	8th	17-3
1990-91	295,042	17	17,355	7th	15-2
1991-92	312,091	20	15,605	11th	15-5
1992-93	258,308	16	16,144	7th	15-1
1993-94	286,419	17	16,648	8th	16-1
1994-95	321,691	20	16,085	9th	12-8
1995-96	320,517	20	16,026	9th	19-1
1996-97	309,122	18	17,173	6th	18-0
1997-98	282,002	16	17,625	7th	15-1
1998-99	347,721	20	17,386	6th	19-1
1999-00	328,867	20	16,443	8th	13-7
2000-01	311,940	19	16,418	8th	15-4
2001-02	312,090	19	16,426	7th	14-5
2002-03	258,161	17	15,186	12th	10-7
2003-04	264,227	18	14,679	15th	14-4
2004-05	271,864	19	14,309	14th	18-1
2005-06	227,575	17	13,387	21st	15-2
2006-07	231,346	18	12,853	23rd	13-5
2007-08	258,493	18	14,361	18th	16-2
2008-09	251,883	18	13,994	17th	16-2
2009-10	244,718	18	13,595	22nd	17-1
2010-11	247,689	17	14,570	16th	14-3
2011-12	231,282	16	14,455	16th	14-2
2012-13	240,351	16	15,022	16th	15-1
2013-14	228,176	15	15,212	16th	13-2
2014-15	218,558	15	14,571	18th	10-5
2015-16	208,429	16	13,030	23rd	12-4
2016-17	176,532	15	11,769	37th	11-4
2017-18	185,013	17	10,883	33rd	13-4
Totals	13,745,722	903	15,144	---	733-170

NEW MEXICO'S TOP HOME COURT WINNING STREAKS

Streak	Start	End	Opponent
41	Feb. 10, 1996 (UTEP)	Feb. 26, 1998	Brigham Young
24	Dec. 3, 1973 (Oregon State)	Jan. 25, 1975	Brigham Young
22	Dec. 28, 2004 (Miss. Valley St.)	Feb. 1, 2006	Brigham Young
21	Dec. 21, 1991 (Tennessee St.)	Jan. 21, 1993	Colorado State
19	Jan. 10, 2009 (Air Force)	Jan. 9, 2010	UNLV
17	Feb. 15, 1990 (Brigham Young)	Jan. 5, 1991	Wyoming
17	Jan. 4, 1978 (Puget Sound)	Dec. 30, 1978	Idaho State
16	Jan. 13, 2010 (Utah)	Jan. 15, 2011	San Diego State
16	March 3, 1966 (Arizona) *	March 4, 1967	Wyoming
16	Dec. 16, 1967 (Pepperdine)	March 15, 1968	Santa Clara
16	Nov. 13, 1998 (DePaul)	Feb. 1, 1999	Utah
13	Nov. 29, 1972 (Cal Poly-Pomona)	Feb. 23, 1973	Wyoming
13	Nov. 20, 1987 (Weber State)	Jan. 23, 1988	Brigham Young
13	Feb. 28, 1963 (Utah)	Feb. 8, 1964	Texas-El Paso
13	Feb. 15, 1964 (Wyoming)	Jan. 16, 1965	Wyoming
12	Feb. 19, 2000 (Utah)	Jan. 6, 2001	New Mexico St.
12	Dec. 18, 1993 (UT-Pan Am)	Nov. 17, 1994	San Francisco


*Started at Johnson Gym and ended at The Pit

NEW MEXICO'S TOP-10 CROWDS IN THE PIT

No.	Attendance	Opponent	Date	Score
1.	19,452	Nevada-Las Vegas	Jan. 17, 1976	L, 80-73
2.	18,796	Arizona	Feb. 9, 1978	W, 103-85
3.	18,676	Arizona	Jan. 24, 1976	L, 80-79
4.	18,670	Arizona State	Feb. 11, 1978	W, 103-93
5.	18,614	Nevada-Las Vegas	Jan. 17, 1978	W, 89-76
6.	18,490	New Mexico State	Dec. 9, 1975	W, 85-70
7.	18,372	Texas-El Paso	Jan. 28, 1984	L, 60-59
8.	18,309	New Mexico State	Dec. 20, 1986	W, 64-50
9.	18,192	Texas-El Paso	Jan. 25, 1986	L, 71-70 OT
10.	18,188	Arizona State	Jan. 23, 1976	W, 65-63

THE PIT

WHAT THEY ARE SAYING



“What a terrific atmosphere for college basketball. Great building...great history...18,000 screaming fans.
IT’S BIG TIME HOOPS, BABY!
 - Dick Vitale
 ESPN




“What a homecoming for all of us at CBS. The Final Four in 1983 was so special, but even then, we didn’t get to experience the real home crowd and spirit of the Lobo fans. Our return for the Utah game (an 87-71 UNM victory on Feb. 1, 1997) was fantastic; outstanding basketball environment that rivals any in the country.”
 - Billy Packer - CBS Sports



“I consider the game we played in Albuquerque in 1978 one of the most exciting of my career. The Pit is the toughest place to play because of the tremendous atmosphere.”

Jim Boeheim - Syracuse




“When you go into a place like The Pit there will be challenges different from a regular road game. The crowd can dictate the tempo and momentum. The Pit crowd forces you to be patient.”

Lute Olson - Arizona

MEDIA SPOTLIGHT

THE STORY IN TOWN



Doug Gottlieb of CBS College Sports talks with Alex Kirk after UNM's victory over San Diego State.



Nearly 15,000 fans came out to watch the Lobos and Davidson play on ESPN at midnight as a part of the ESPN 24 Hours of College Basketball Marathon.

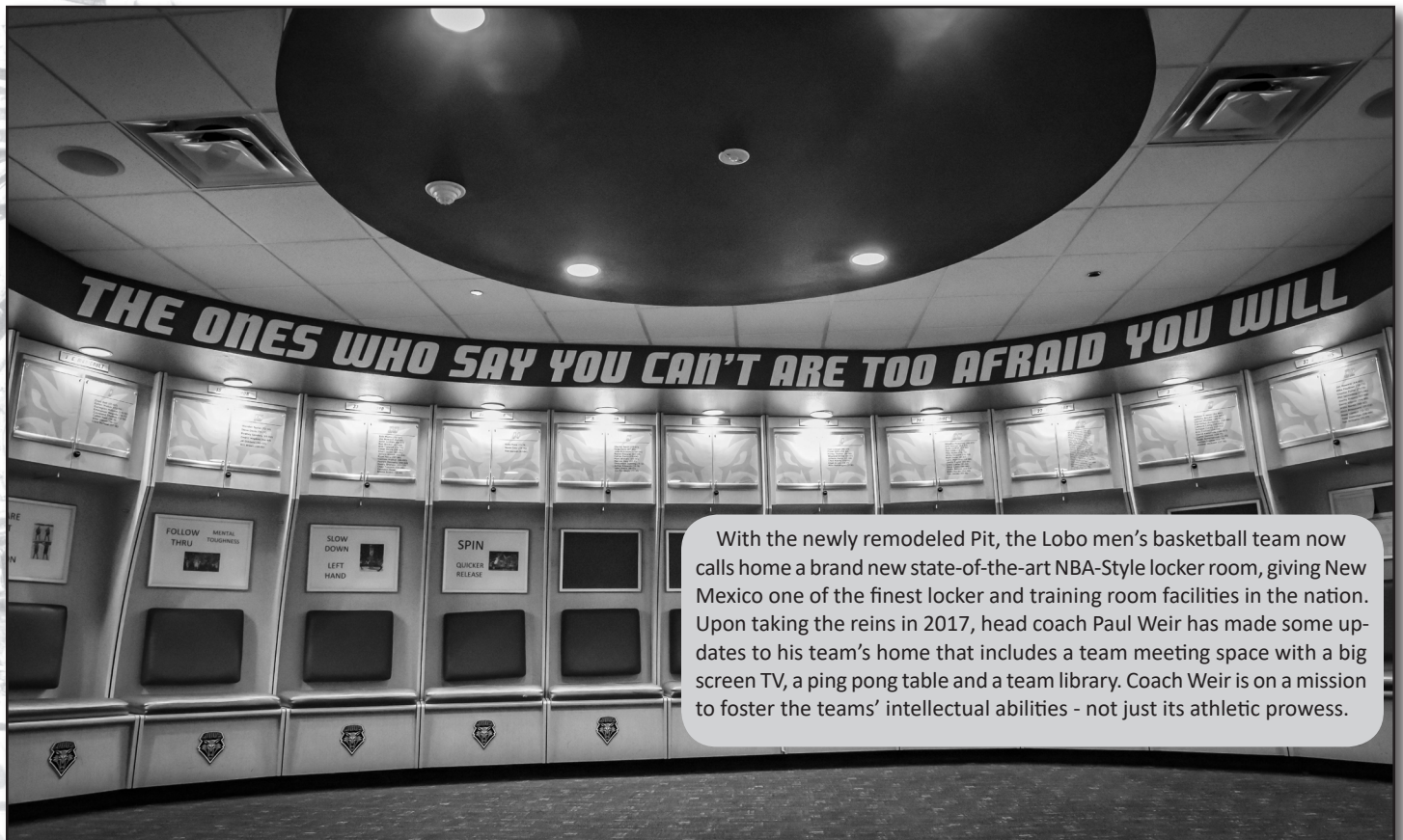
As the flagship institution for the state of New Mexico, UNM is always in the spotlight. Athletics are no exception, as Lobo sports are followed passionately throughout the Land of Enchantment. Most of the state's largest newspapers, television and radio stations, and numerous fan websites are devoted to covering UNM athletics. Lobo basketball is THE biggest game in New Mexico and the marquee sporting attraction for the nearly 800,000 people in the Albuquerque metro area.



Legendary announcer Tim Brando worked with Dan Bonner for the national telecast from The Pit. Brando called The Pit the best college basketball arena in the country.

LOCKER ROOM

HOME OF THE LOBOS



With the newly remodeled Pit, the Lobo men's basketball team now calls home a brand new state-of-the-art NBA-Style locker room, giving New Mexico one of the finest locker and training room facilities in the nation. Upon taking the reins in 2017, head coach Paul Weir has made some updates to his team's home that includes a team meeting space with a big screen TV, a ping pong table and a team library. Coach Weir is on a mission to foster the teams' intellectual abilities - not just its athletic prowess.



DAVALOS CENTER PRACTICE FACILITY



The Rudy Davalos Basketball Center was officially dedicated on April 14, 2006, in front of nearly 400 patrons, including former New Mexico Gov. Bill Richardson and numerous athletics administrators and coaches from around the nation.


The \$4.2 million facility - funded by Richardson - was named after the Lobos' outgoing athletics director by the University of New Mexico Board of Regents.

The sparkling 26,000-square-foot facility located adjacent to The Pit houses operations for Lobo men's basketball. It includes practice courts, coaches' offices, a video control room and theater, and a multi-purpose room for special events. The facility was utilized for the NCAA Men's Basketball Tournament Second & Third Rounds hosted by UNM in 2012.




LOBOS IN THE PROS

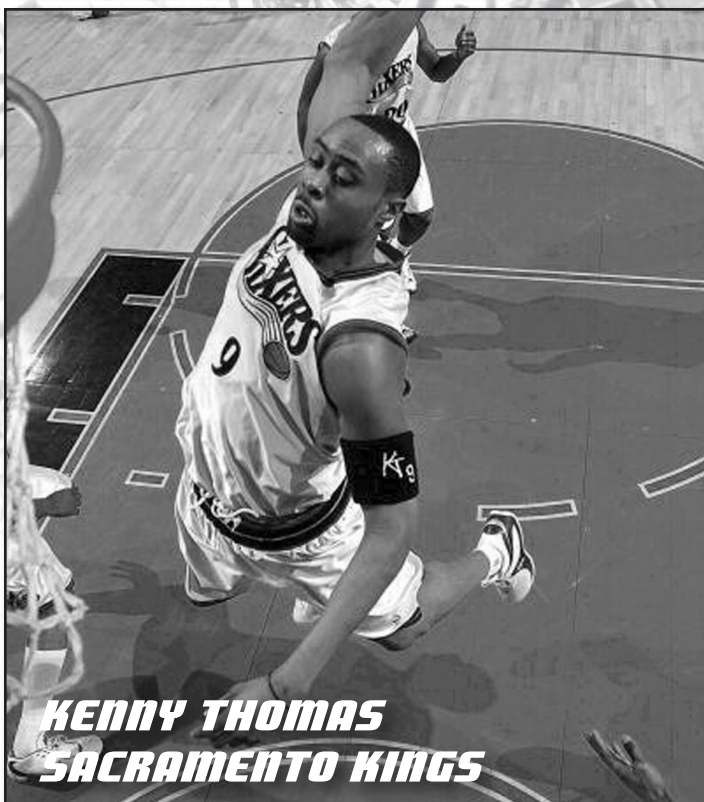
NBA LOBOS



DANNY GRANGER
INDIANA PACERS



MICHAEL COOPER
LOS ANGELES LAKERS



KENNY THOMAS
SACRAMENTO KINGS

FIRST ROUND PICKS

In the history of the basketball program at the University of New Mexico, 30 Lobos have been chosen in the NBA Draft. Below is a list of 1st-round draft picks:

• Tony Snell	20th	Chicago Bulls	2013
• J.R. Giddens	30th	Boston Celtics	2008
• Danny Granger	17th	Indiana Pacers	2005
• Kenny Thomas	22nd	Philadelphia 76ers	1999
• Charles Smith	26th	Miami Heat	1997
• Luc Longley	7th	Minnesota Timberwolves	1991
• Greg Howard	10th	Phoenix Suns	1970
• Mel Daniels	9th	Cincinnati Royals	1967

LOBOS IN THE PROS

ON DRAFT DAY




Danny Granger is congratulated by NBA Commissioner David Stern after being selected as the 17th pick by the Indiana Pacers in the 2005 NBA Draft.



Luc Longley is congratulated by NBA Commissioner David Stern after being selected as the seventh player taken in the 1991 NBA Draft.



J.R. Giddens was taken with the 30th pick in the first round of the 2008 NBA Draft by the World Champion Boston Celtics.




Former Lobo Tony Snell poses in his new digs at Media Day for the Bulls. Snell was the 20th selection of the 2013 draft by Chicago.




Cameron Bairstow became the second Lobo in as many years to be drafted by the Chicago Bulls. The 49th overall pick reunited with former Lobo Tony Snell.

LOBOS IN THE PROS

A LONG HISTORY




After two years at UNM, Michael Cooper went on to have a stellar career with the Los Angeles Lakers.



Mel Daniels, originally drafted by the Cincinnati Royals, was an All-Star with the Indiana Pacers.



Ruben Douglas (2001-03) is a veteran of Europe's top professional leagues.



Alfred Neale (2004-05) was the eighth overall pick by Sioux Falls in the 2005 CBA Draft.

LOBOS IN THE NATIONAL BASKETBALL ASSOCIATION DRAFT

Year	Player	Pos.	Rd./Pick	Team	Years at UNM
2014	Cameron Bairstow	F	2/49	Chicago Bulls	2010-14
2013	Tony Snell	G	1/20	Chicago Bulls	2010-13
2010	Darlington Hobson	G	2/37	Milwaukee Bucks	2009-10
2008	J.R. Giddens	G	1/30	Boston Celtics	2006-08
2005	Danny Granger	F	1/17	Indiana Pacers	2003-05
1999	Kenny Thomas	F	1/22	Houston Rockets	1996-99
1997	Charles Smith	G	1/26	Miami Heat	1993-97
1991	Luc Longley	C	1/7	Minnesota Timberwolves	1987-91
1987	Kelvin Scarborough	G	6/123	Denver Nuggets	1983-87
1986	Johnny Brown	F	7/146	Los Angeles Clippers	1984-86
1984	Tim Garrett	F	7/145	Washington Bullets	1982-84
1984	Phil Smith	G	4/89	Detroit Pistons	1980-84
1981	Kenny Page	F	5/96	Cleveland Cavaliers	1979-81
1980	Larry Belin	C	5/102	Portland Trail Blazers	1978-79
1980	Everette Jefferson	G	6/130	Houston Rockets	1978-80
1979	Phil Abney	F	6/113	New York Knicks	1977-79
1979	Russell Saunders	G	10/200	Kansas City Kings	1977-79
1978	Michael Cooper	G	3/60	Los Angeles Lakers	1976-78
1978	Willie Howard	F	7/139	New Orleans Jazz	1977-78
1978	Marvin Johnson	F	2/31	Chicago Bulls	1976-78
1974	Bernard Hardin	F	5/74	Portland Trail Blazers	1972-74
1973	Darryl Minniefield	F	4/53	Philadelphia 76ers	1971-73
1971	Willie Long	C	2/35	Cleveland Cavaliers	1968-71
1970	Ron Becker	F	10/168	Baltimore Bullets	1967-70
1970	Greg Howard	F	1/10	Phoenix Suns	1967-69
1969	Ron Sanford	F	4/51	Cincinnati Royals	1967-69
1968	Ron Nelson	G	3/26	Baltimore Bullets	1966-68
1967	Mel Daniels	F	1/9	Cincinnati Royals	1964-67
1967	Ben Monroe	F	12/127	Los Angeles Lakers	1965-67
1967	Bill Morgan	F	11/119	San Francisco Warriors	1965-67
1964	Ira Harge	C	2/11	Philadelphia 76ers	1962-64
1956	Toby Roybal	G	NA	New York Knicks	1953-54, 1955-56



THIS IS UNIVERSITY OF NEW MEXICO



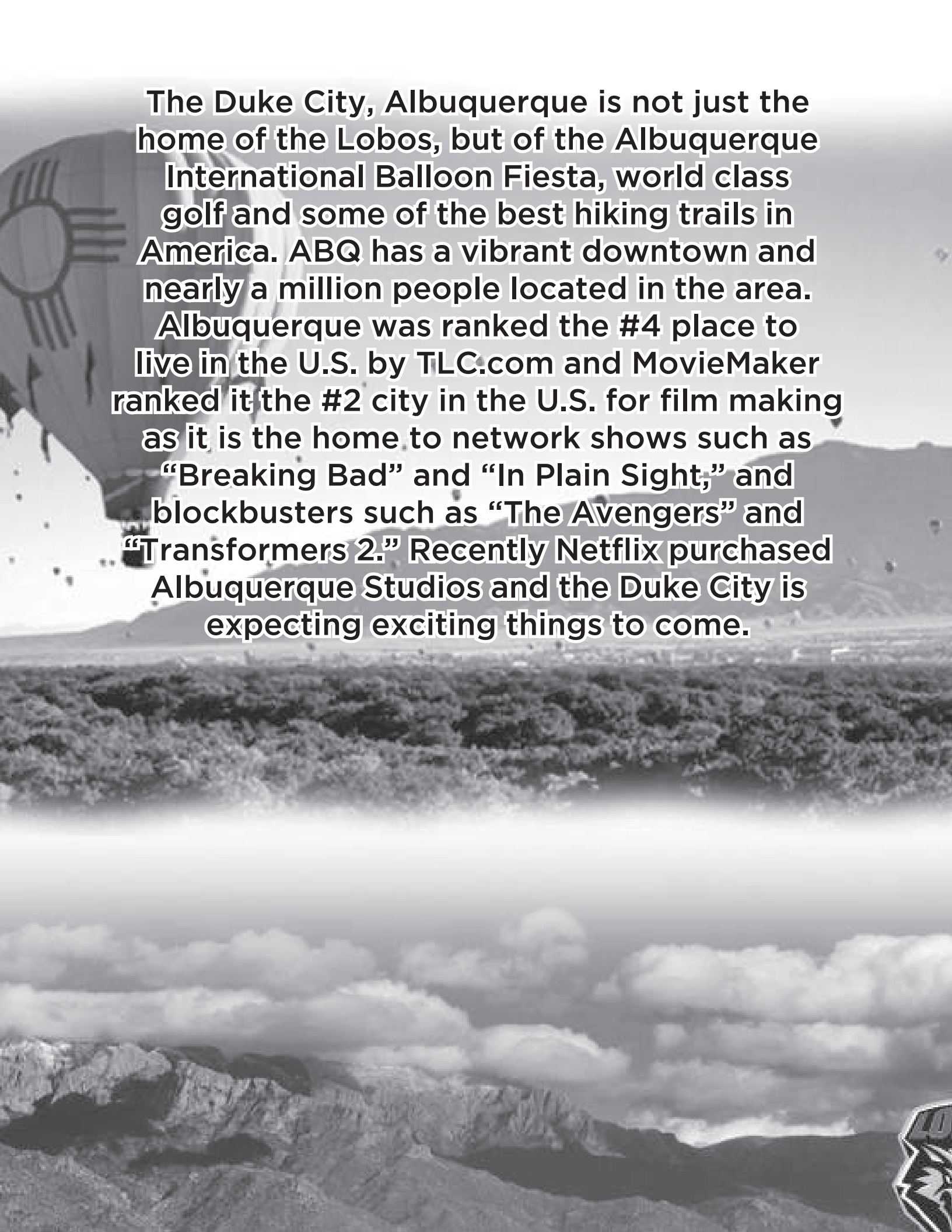
Founded in 1889, The University of New Mexico now occupies 600 acres along old Route 66 in the heart of Albuquerque. The University is the state's flagship research institution. UNM Research injects millions of dollars into New Mexico's economy, funds new advancements in healthcare, and augments teaching - giving students valuable hands-on training in state-of-the-art laboratories.





THIS IS ALBUQUERQUE





The Duke City, Albuquerque is not just the home of the Lobos, but of the Albuquerque International Balloon Fiesta, world class golf and some of the best hiking trails in America. ABQ has a vibrant downtown and nearly a million people located in the area. Albuquerque was ranked the #4 place to live in the U.S. by TLC.com and MovieMaker ranked it the #2 city in the U.S. for film making as it is the home to network shows such as “Breaking Bad” and “In Plain Sight,” and blockbusters such as “The Avengers” and “Transformers 2.” Recently Netflix purchased Albuquerque Studios and the Duke City is expecting exciting things to come.



PAUL WEIR | HEAD COACH

2ND YEAR AS UNM HEAD COACH

YORK, 2004



Paul Weir was named the 21st head men's basketball coach at The University of New Mexico in April of 2017 and is entering his second season at the helm of the Lobos.

Weir came to UNM after a 10-year stint, including the final as the head coach, with rival New Mexico State University and is the lone basketball coach to serve as the head for both of New Mexico's Division I institutions.

In his first year as the head coach of the Lobos, Weir guided New Mexico to a 19-15 overall record, 12-6 in the Mountain West, and finished the end of his inaugural season 7-1. He coached a preseason ninth-place team to third place in the league and powered UNM to the Mountain West Championship title game for the first time



PAUL WEIR NOTES

- Weir's 28-6 record as a first-year head coach in 2016-17 at NMSU tied for the 10th-most wins by a Division I head coach in NCAA history
- His 28 wins in 2016-17 were the most in Division I for first-year head coaches
- Among those 28 wins was an NMSU school record 20-game winning streak that was at the time the longest in the nation
- Has three master's degrees in health and human performance, sports psychology and business administration. Currently working on his doctorate
- Played at York University and became starting pointguard for the Lions as a freshman
- Weir arrived at NM State in 2007 after two seasons as the director of basketball operations at Iowa, where he served under former Lobo head coach Steve Alford

since 2014. The Lobos fell just seven points short of an NCAA Tournament berth to San Diego State, 82-75.

Under Weir, the Lobos debuted a break-neck speed offense that fired readily and rapidly from three-point range, shattering multiple all-time program records for points and 3-pointers. The Lobos broke the UNM record for most points in a conference season with 1,507, surpassing the previous record of 1,373, set in 2015-16.

The Lobos finished the season ranked eighth in the nation in total 3-pointers and ninth in the NCAA in 3-pointers per game. UNM broke the record for the most 3-point field goals made in a single season with 367 in 2017-18, shattering the previous record of 301 that had been set 20 years prior in 1997-98. In addition, the Lobos posted 202 3-pointers in conference play,



breaking the previous conference 3-pointer record of 179 set in 1993-94.

The Lobos also broke all-time program records for most points in a game with 147 against Northern New Mexico and most points in a conference game with a 119-114 victory over Wyoming on the road. UNM's seven-win streak heading into the conference final capped an exciting underdog season for the Lobos in Weir's first campaign.

Prior to the 2017-18 season, shortly after his arrival at New Mexico, Weir joined Team Canada's junior national team at the end of June. As an assistant coach for the team, Weir helped lead the team to a golden experience, defeating USA in the semifinals of the FIBA U19 World Cup. Team Canada would go on to win gold after downing Italy 79-60.

Named as the head coach of the Aggies on April 26 of 2016, Weir led New Mexico State to unprecedented success in his lone season. The Aggies went 28-6 overall and 11-3 in the Western Athletic Conference. The Aggies defeated Cal State Bakersfield to win the WAC Tournament championship and advanced to the NCAA Tournament.

The Aggies under Weir earned a 14-seed and took on Baylor in Tulsa, Oklahoma in the opening round. The Aggies gave Baylor fits, leading at the half 40-38 before the Bears pulled away in the second half. Under Weir, NM State featured an exciting defense that limited foes to just .294 from the three-point line, and that was the fifth-best nationally. The Aggies also ranked in the top 35 nationally in rebound margin (19th), scoring margin (19th), free throws (21st), rebounds per game (25th), offensive rebounds per game (27th) and free throw attempts (28th). New Mexico State also ranked fifth nationally in block percentage.

Weir's 28 wins in 2016-17 were the most in Division I for first-year head coaches, and his 28-6 record as a first-year head coach tied for the 10th-most wins by a Division I head coach in NCAA history. Among those 28 wins was a school record 20-game winning streak that was at the time the longest in the nation.

While Weir has served just one season as a head coach, he is a Division I veteran, and has tremendous knowledge of the state of New Mexico. Prior to becoming New Mexico State's head coach, Weir was the Associate Head Coach under Marvin Menzies from 2007-16. With Weir on board, the Aggies won WAC Tournaments in five WAC Tournaments, winning in 2010 and then from 2012-15, advancing to the NCAA Tournament every season. The Aggies also collected three WAC regular season championships during Weir's tenure, including back-to-back WAC regular-season titles in 2015 and 2016 to go with their first WAC regular-season title in 2008.

Weir came to NM State in 2007 after two seasons as the director of basketball operations at Iowa, where he served under former Lobo head coach Steve Alford. In 2005-06, his first season at Iowa City, the Hawkeyes won 25 games on their way to a Big Ten Tournament Championship.

He got his start in collegiate basketball as an assistant for Mike McConathy at Northwestern State (La.) in 2004-05. The Demons went 21-12 and won the Southland Conference regular-season title.

Weir served as the head coach at Don Bosco Catholic High School in Toronto, Canada, posting a 41-32 record before entering the collegiate ranks. His 2002-03 team was ranked ninth in the greater Toronto area.

Weir was an outstanding player as well, gaining regional and city all-star honors as a point guard and team captain at Iona Catholic Secondary School before going on to play at York University (Toronto, Canada) in

PAUL WEIR PROFILE

Head Coach Experience:

New Mexico (2017-present) (19-15)
New Mexico State (2016-17) (28-6)

Associate Head Coach Experience:

New Mexico State (2007-16)

Director of Basketball Operations:

University of Iowa (2005-07)

Assistant Coach:

Northwestern State (La.) (2004-05)

Personal:

Wife: Alma

Children: Sons Theodore and Noah

1998-99, where he was the starting point guard for the Lions as a freshman.

Weir graduated with honors while earning his bachelor's degree from York in 2004. He earned his master's degree in health and human performance from Northwestern State in 2005, added a second master's degree in sports psychology from Iowa in 2010 and a third master's degree in business administration from New Mexico State in 2012. He is currently working on his doctorate as well.





CHRIS HARRIMAN
ASSOCIATE HEAD COACH
4TH YEAR AT NEW MEXICO
AUGUSTA STATE, 2003

Chris Harriman was named associate head coach at the University of New Mexico in April of 2015. Harriman helps oversee all aspects of the program, including scheduling, recruiting, and player development.

Harriman joined the Lobos after spending the previous three seasons as an assistant coach with the Nebraska Cornhuskers under Tim Miles. Harriman has also been a part of coaching staffs at Saint Louis and Nova Southeastern prior to his time at Nebraska.

The only assistant to remain on staff after a head-coach change in 2017, Harriman's most recent season with the Lobos was one to remember. Under first-year head coach Paul Weir in 2017-18, Harriman helped the Lobos finish third in the Mountain West in the regular season after being selected to finish ninth overall. The Lobos earned a Mountain West Tournament first-round bye and reached the conference title game for the first time since 2014. Harriman helped senior Antino Jackson to All-Mountain West Defensive Team honors en route to the epic run.

In his tenure at UNM, Harriman has helped guide eight NABC Honors Court awardees, eight Academic All-Conference players and helped the program to a record GPA of 3.03 in 2016, earning UNM the NABC Team Excellence Award. He has also mentored one All-Mountain West First Team honoree, one MW Newcomer of the Year and two CoSIDA Academic All-District honorees.

The Sydney, Australia native helped guide the Cornhuskers' Terran Petteway, Shavon Shields and Dylan Talley into All-Big Ten selections in his three seasons in Lincoln. Petteway led the conference in scoring in 2013-14 and became the first Cornhusker to earn a league scoring title in six decades. NU also made the NCAA Tournament that same season for the first time in 15 years.

Harriman was an assistant coach under the late Rick Majerus at Saint Louis from 2008 to 2012 during the era of the Billikens' resurgence with a pair of 20-win seasons. He assumed head coach duties at SLU for one game after Majerus was hospitalized and led the team to a 75-60 win over Duquesne. During his final season at SLU, the Billikens ranked in the top 25 in the NCAA in scoring defense, scoring margin, turnover margin and turnovers per game. They would go on to earn a NCAA Tournament berth where they would defeat Memphis in the first round.

Known as a strong recruiter, Harriman has landed numerous key international recruits from Australia and New Zealand in Rob Loe, Christian Salecich and Cody Ellis. He was the lead recruiter for four of SLU's seven top scorers of the 2011-12 season.

He began his coaching career at Nova Southeastern in Fort Lauderdale, Fla. where he spent four seasons as an assistant. The Sharks tallied 48 wins in those four years. The 2005-06 NSU team finished with 17 wins, which marked the largest single-season NCAA Division II turnaround in 15 years.

After beginning his playing career in Australia, Harriman was a standout guard for the Augusta State (Ga.) Jaguars of the NCAA Division II's Peach Belt Conference. ASU won 78 games with Harri-

man in a Jaguar uniform. He led the PBC in steals and was named the conference's Player of the Week during his senior season. The guard helped guide Augusta State to PBC division titles and NCAA Tournament appearances. He wrapped up his college career with 627 points and 375 assists for the Jaguars before spending the 2003-04 season with the Hunter Valley Pirates. Harriman was the runner-up for the National Basketball League's Rookie of the Year award for the Pirates as the top first-year player in Australia's NBL.

Chris Harriman has one son (Avery) and two daughters (Kacey and Elsie). Harriman started the #AveryStrong campaign to raise funds and awareness for pediatric cancer in honor of his son's battle with Acute Lymphoblastic Leukemia.

CHRIS HARRIMAN PROFILE

Born: May 28, 1979, in Sydney, Australia.

College: Augusta State '03

Playing Experience:

- 1997-99 Sydney Kings
- 1999-03 Augusta State
- 2003-04 Hunter Valley Pirates (Australia)

Coaching Experience:

- 2004-08 Nova Southeastern Assistant Coach
- 2008-12 Saint Louis Assistant Coach
- 2012-15 University of Nebraska Assistant Coach
- 2015- University of New Mexico Associate Head Coach





JEROME ROBINSON

ASSISTANT COACH

2ND YEAR AT NEW MEXICO

BRADLEY, 2002

Jerome Robinson enters his second season with the Lobos in 2018-19. Robinson joins the Lobos from St. Bonaventure in New York where he was an assistant coach for the Bonnies since 2014.

In his first season with the Lobos in 2017-18, Robinson helped the Lobos finish third in the Mountain West regular season after being predicted to finish ninth overall at the start of the season. The Lobos earned a Mountain West Tournament first-round bye and reached the conference title game for the first time since 2014. Robinson also helped guide senior Antino Jackson to All-Mountain West Defensive Team honors en route to the epic Lobo run.

During his time with the Bonnies, Robinson helped the team capture a share of its first Atlantic 10 regular-season title and a school-record 14 A-10 wins.

Prior to St Bonaventure, Robinson worked at Eastern Michigan for three seasons (2011-14) under head coach Rob Murphy. He was the Director of Player Development and Video Coordinator in the 2013-14 season and was also the Life Skills Coordinator in his first two seasons with the Eagles.

During his time with the Eagles, they reached the second round of the College Insider Tournament (CIT) and record 22

JEROME ROBINSON PROFILE

Born: Sept. 29, 1978, in Toronto, Canada

College: Bradley University
B.A. Elementary Education '02
U.S. Sports Academy
M.S. Sports Management '12

Playing Experience:

1997-01 Bradley University
2002-09 Professional teams in England, Austria, Belgium and France

Coaching Experience:

2010-12 Sports Agent (Lyan Inc.)
2012-14 Eastern Michigan Video Coordinator
2014-17 St. Bonaventure Assistant Coach
2017- University of New Mexico Assistant Coach

Personal:

Wife: Beth
Children: Daughter Anaiyah & Sons Lyris and Corin



wins which were the most by an EMU team since 1996-97 and fourth most in school history. That year, the Eagles led all Division I teams in defensive field goal percentage.

The Toronto native was a standout player in high school, college and professionally. The 6-foot-4 guard was chosen as one of the top five players in Ontario as a high school senior at Westwood Secondary School.

He played at Bradley University and was a First Team All-Missouri Valley Conference selection as a senior after averaging 17 points, 4.2 rebounds and 2.6 assists. He was also named the MVC Defensive Player of the Year that same season. Robinson was a two-year captain for the Braves and graduated in 2002 with a degree in elementary education.

Robinson went on to play professionally in France, Belgium and Austria. He earned all-league honors and was named the All-Austrian Bundesliga Defensive Player of the Year twice in his career. He also was a member of the Canadian National Team for three years and was selected to represent Canada in the World University Games in 1999.

Robinson currently resides in Albuquerque with his wife, Beth, and their three children Anaiyah, Lyris and Corin.



BRANDON MASON
ASSISTANT COACH
2ND YEAR AT NEW MEXICO
NEW MEXICO STATE, 2003

Brandon Mason was hired to the Lobo men's basketball staff on August 1, 2017. Formerly the Lobos' video administrator, Mason returns to UNM after spending the last three years at different institutions, most recently with UNLV's men's basketball program.

In his first season with the Lobos in 2017-18, Mason helped the Lobos to a third-place finish in the Mountain West regular season after being predicted to finish ninth overall at the start of the season. The Lobos earned a Mountain West Tournament first-round bye and reached the conference title game for the first time since 2014.

Mason was previously on the New Mexico staff, spending two seasons as the video coordinator. Following his stint with the Lobos, he was an assistant coach at New Mexico Highlands for a season before joining Marvin Menzies' staff at New Mexico State.

In his role with Aggies, Mason served as the basketball staff's liaison to university development and athletic administrators. He coordinated 6th Man Club events, such as the annual Marvin Menzies' 6th Man Open, Tipoff Banquet, and other special events. In his first season back at his alma mater, he aided New Mexico State to its second straight WAC Championship as the Aggies finished with an overall record



BRANDON MASON PROFILE

Born: July 20, 1981, in Chicago, Ill.

College: New Mexico State
 B.A., Individualized Studies '09
 Minor: Hotel, Restaurant & Tourism Management

Playing Experience:

1999-03 New Mexico State
 2003-04 Tralee Ireland (Championship)
 2005-06 Albuquerque Thunderbirds (NBA D-League Champs)
 2006-07 Valdivia (Chile) / Atenas (Argentina)
 2007-11 Professional teams in Honduras, Mexico, Kuwait, Lebanon

Coaching Experience:

2012-14 New Mexico Video Coordinator
 2014-15 NM Highlands Associate Head Coach
 2015-16 NM State Special Assistant to Head Coach
 2016-17 UNLV Director of Player Personnel
 2017- New Mexico Assistant Coach

Personal:

Spouse: Alexandria Celena Ortiz-Sutton
 Children: Sons Brandon Mason Jr., B'Angelo Mason, Carmelo Mason

of 23-11 and a 13-1 WAC mark. The Aggies were invited to the NIT for the first time since he played in it in 2000.

Most recently, Mason followed Menzies to UNLV and was the Runnin' Rebels Director of Player Personnel.

Mason played for the Aggies from 1999-2003, averaging 9.1 points and 3.2 rebounds during his career. He is part of the New Mexico State 1,000-Point Club, scoring 1,051 point in his four seasons playing in Las Cruces. He was also twice named the team's Defensive Player of the Year.

Mason went on to play professionally in both the United States and overseas, finishing his career in Lebanon for Byblos Sporting Club. He also helped the Albuquerque Thunderbirds win the 2006 NBA D-League Championship and also played for the Gallup Talons of the ABA.

Mason earned his bachelor's degree in individualized studies in 2009 from New Mexico State, with a minor in hotel, restaurant and tourism management.



RYAN BERRYMAN

DIRECTOR OF OPERATIONS

7TH YEAR AT NEW MEXICO

THE UNIVERSITY OF NEW MEXICO, 2015

After stepping in as acting director of operations in the Fall of 2015, Ryan Berryman was named director of operations in January of 2017. He begins his seventh year with the program and second with head coach Paul Weir in 2018-19. Berryman previously served as the head manager of the men's basketball program after starting as a student manager with the program prior to the 2012-13 season.

Berryman is a two-time graduate of the University of New Mexico having graduated summa cum laude with his Master's of Business Administration degree in December 2016 and summa cum laude with his bachelor's degree in marketing and operations management in the Spring of 2015. Berryman also graduated with distinction from the UNM Honors College.

As the director of operations, Berryman is responsible for scheduling all team travel, meetings, meals and community service while also monitoring team academics, equipment, youth summer camps, the "6th Man Club," and some aspects of the team's operating budget. He serves as a liaison between coaches, players, support staff and administration.

As a student manager, Berryman was a member of the support staff which won the 2013 and 2014 Mountain West Conference championships under head coaches Steve Alford and Craig Neal. During his four years as a student manager, he assisted the program with day-to-day operations including breaking down game film, managing equipment, tracking statistics and coordinating some aspects of home and away competition.

Before beginning his master's program in the Fall of 2015, Berryman spent the summer as an operations intern with the Philadelphia 76ers. He assisted in the planning and execution of the 76ers youth and off-season camps. That summer, he was also a co-coordinator with former student manager Kevin McCurdy and Lobo assistant coach Brandon Mason for the inaugural "Lobo All-Star Game," a summer event brought to Albuquerque by former Lobo Cameron Bairstow that saw over 9,000 fans come to Dreamstyle Arena to watch former Lobos take The Pit floor once more. In the summer of 2016, Berryman, Mason and McCurdy teamed up with Bairstow once again to create the Battle of the Rio Grande alumni game which brought notable alums from both UNM and NMSU to The Pit for an all-star showdown in front of over 6,000 fans.

In June of 2015, Berryman was appointed by Governor Susana Martinez to serve as the Student Regent on the University of New Mexico Board of Regents. The seven-member Board of Regents are responsible for the management and control of New Mexico's flagship University. Berryman served as vice chair of the Finance and Facilities committee, vice chair of the Academic and Student

RYAN BERRYMAN PROFILE


Born: April 30, 1993 in Albuquerque, New Mexico

College: University of New Mexico '15
B.B.A., Marketing & Operations Management
Student Regent 2015-16

Experience:
2012-15 Student Manager
2015- New Mexico Director of Operations

Affairs committee, and as a member on the Audit and Compliance committee, UNM Hospital Board of Trustees, the UNM Alumni Association Board of Directors, and the Honorary Degree Committee. Berryman served in his role as Student Regent until graduating with his master's degree in December of 2016.

Berryman is a lifelong New Mexican and graduated from East Mountain High School in Sandia Park.





RALPH DAVIS
VIDEO COORDINATOR
1ST YEAR AT NEW MEXICO
TEXAS A&M KINGSVILLE, 2007

Ralph Davis enters his first season with the Lobos in 2018-19 after spending nine years at New Mexico Military Institute, most recently as the Broncos' head coach.

Davis served in the assistant/associate coach capacity at NMMI from Aug. 2009-July 2015 and was instrumental in the recruitment of 16 players that moved on to the NCAA Division I level and another 15 that advanced to the collegiate scholarship level. He helped the squad to the NJCAA Region V tournament for just the fourth time in school history and his responsibilities included creating video edits and scout reports while handling multiple game-day operation tasks.

He was promoted to head coach of the Broncos in August 2015 where he coached a trio of First Team All-Conference honorees and coached the team to a .500 record in WJCAC for just the second time in the last 14 years. He also helped lead the 2017-18 team to a top-20 ranking in NJCAA in points per game and offensive rebounds per game.

As a player, Davis was WJCAC Honorable Mention selection and started all 30 games during his sophomore year with the Broncos. He would move on to Texas A&M – Kingsville and become a member of the first nationally ranked Kingsville basketball team in more than 11 seasons.

The east coast native graduated from Texas A&M – Kingsville in 2007 with a degree in criminology and in 2009 with a master's in sociology. He is an alum of the New Mexico Military Institute with an Associate of Arts degree. He is also the 2003 New Jersey State triple jump champion.

Davis has worked at various camps across the country not limited to the HOOP GROUP Elite Camp and recently the Under Armour All-American Camp.

RALPH DAVIS PROFILE

Born: October 29, 1985, in New York, N.Y.

College: Texas A&M Kingsville
 B.S. Criminology, '07
 M.A. Sociology '09


Playing Experience:
 2005-07 Texas A&M Kingsville
 2003-05 New Mexico Military Institute (NMMI)

Coaching Experience:
 2007-09 Graduate Assistant Texas A&M Kingsville
 2009-14 Assistant Coach NMMI
 2014-15 Associate Head Coach NMMI
 2015-18 Head Coach NMMI
 2018-- UNM Video Coordinator

BASKETBALL SUPPORT STAFF



Tyler Stuart
Strength & Conditioning



Corey DeBarbrie
Athletic Trainer



Sarah Works
Dir. of Player Development



Chelsea Pitvorec
Communications



Chris Birmingham
Administrative Asst.




Baylee Cordova
Student Admin. Asst.




Estevan Sandoval
Graduate Assistant



Kurtis McCurdy
Manager



Nate Strong
Manager



Andrew Lipin
Manager



Michael Murphy
Manager



Isaiah Brooks-Sena
Manager



Deion D'Arco
Manager



Kurt Kelley
Manager

2018-19 MEN'S BASKETBALL ROSTER

PRONUNCIATION GUIDE

1	Corey MANIGAULT.....	MAN-ih-galt
4	TAVIAN Percy.....	TAVE-ee-en
10	MAKUACH MALUACH.....	muh-KWATCH mal-a-WATCH
13	JAQUAN Lyle.....	JAY-qwan
14	Dane KUIPER.....	KIE-pur
25	KARIM EZZEDDINE.....	Kuh-REEM EZ-a-deen

BY ELIGIBILITY

Seniors (2)

14	Dane Kuiper.....	G/F
32	Anthony Mathis.....	Jr.

Redshirt-Juniors (1)

13	JaQuan Lyle.....	G
----	------------------	---

Juniors (3)

0	Zane Martin.....	G
1	Corey Manigault.....	F
25	Karim Ezzeddine.....	F
35	Carlton Bragg.....	F

Redshirt-Sophomores (2)

2	Vance Jackson.....	F
3	Keith McGee.....	PG

Sophomores (2)

10	Makuach Maluach.....	G/F
15	Vladimir Pinchuk.....	F/C

Redshirt-Freshmen (1)

5	Clay Patterson.....	G
---	---------------------	---

Freshmen (3)

4	Tavian Percy.....	G
22	Drue Drinnon.....	G
33	Jordan Arroyo.....	F

HOME STATE/COUNTRY

Alaska (1)

14	Dane Kuiper.....	G/F
----	------------------	-----

California (1)

22	Vance Jackson.....	F
----	--------------------	---

Florida (1)

4	Tavian Percy.....	G
---	-------------------	---

Georgia (1)

22	Drue Drinnon.....	G
----	-------------------	---

Indiana (1)

13	JaQuan Lyle.....	G
----	------------------	---

Maryland (1)

1	Corey Manigault.....	F
---	----------------------	---

New Mexico (2)

5	Clay Patterson.....	G
33	Jordan Arroyo.....	F

New York (1)

3	Keith McGee.....	PG
---	------------------	----

Ohio (1)

35	Carlton Bragg.....	F
----	--------------------	---

Oregon (1)

32	Anthony Mathis.....	G
----	---------------------	---

Pennsylvania (1)

0	Zane Martin.....	G
---	------------------	---

Australia (1)

10	Makuach Maluach.....	G/F
----	----------------------	-----

France (1)

25	Karim Ezzeddine.....	F
----	----------------------	---

Germany (1)

15	Vladimir Pinchuk.....	F/C
----	-----------------------	-----

NUMERICAL ROSTER

#	NAME	HT/WT	POS	YR	EXP.	HOMETOWN (LAST SCHOOL/TEAM)
0	Zane Martin	6-4/205	G	Jr.	TR	Philadelphia, Pa. (Towson)
1	Corey Manigault	6-9/225	F	Jr.	TR	Suitland, Md. (Pitt/Indian Hills CC)
2	Vance Jackson	6-9/230	G/F	R-So.	TR-RS	Pasadena, Calif. (UConn)
3	Keith McGee	6-3/180	PG	R-So.	TR	Rochester, N.Y. (South Plains College)
4	Tavian Percy	6-5/200	G	Fr.	HS	Miami, Fla. (Pasadena HS (Calif.))
5	Clay Patterson	6-1/180	G	R-Fr.	TR	Rio Rancho, N.M. (Rio Rancho/Fort Lewis)
10	Makuach Maluach	6-7/190	G/F	So.	1L	Sydney, Australia (Newington College)
13	JaQuan Lyle	6-5/210	G	R-Jr.	TR-RS	Evansville, Ind. (Ohio State)
14	Dane Kuiper	6-7/210	G/F	Sr.	3L	Wasilla, Alaska (Corona del Sol HS (Ariz.))
15	Vladimir Pinchuk	6-11/235	F/C	So.	1L	Schwelm, Germany (Maerkisches Gym. Schwelm)
22	Drue Drinnon	6-0/175	G	Fr.	HS	Smyrna, Ga. (Univ. Sch. of Nova SE)
25	Karim Ezzeddine	6-8/225	F	Jr.	TR	Paris, France (NW Fla. State College)
32	Anthony Mathis	6-3/175	G	Sr.	3L	West Linn, Ore. (West Linn HS)
33	Jordan Arroyo	6-7/210	F	Fr.	HS	Albuquerque, N.M. (Atrisco Heritage Acad.)
35	Carlton Bragg	6-10/225	F	R-Jr.	TR-RS	Cleveland, Ohio (Ariz. State/Kansas)

ALPHABETICAL ROSTER

#	NAME	HT	POS	YR	EXP.	HOMETOWN (LAST SCHOOL/TEAM)
33	Jordan Arroyo	6-7/210	F	Fr.	HS	Albuquerque, N.M. (Atrisco Heritage Acad.)
35	Carlton Bragg	6-10/225	F	R-Jr.	TR-RS	Cleveland, Ohio (Ariz. State/Kansas)
22	Drue Drinnon	6-0/175	G	Fr.	HS	Smyrna, Ga. (Univ. Sch. of Nova SE)
25	Karim Ezzeddine	6-8/225	F	Jr.	TR	Paris, France (NW Fla. State College)
2	Vance Jackson	6-9/230	G/F	R-So.	TR-RS	Pasadena, Calif. (UConn)
14	Dane Kuiper	6-7/210	G/F	Sr.	3L	Wasilla, Alaska (Corona del Sol HS (Ariz.))
13	JaQuan Lyle	6-5/210	G	R-Jr.	TR-RS	Evansville, Ind. (Ohio State)
10	Makuach Maluach	6-7/190	G/F	So.	1L	Sydney, Australia (Newington College)
1	Corey Manigault	6-9/225	F	Jr.	TR	Suitland, Md. (Pitt/Indian Hills CC)
0	Zane Martin	6-4/205	G	Jr.	TR	Philadelphia, Pa. (Towson)
32	Anthony Mathis	6-3/175	G	Sr.	3L	West Linn, Ore. (West Linn HS)
3	Keith McGee	6-3/180	PG	R-So.	TR	Rochester, N.Y. (South Plains College)
5	Clay Patterson	6-1/180	G	R-Fr.	TR	Rio Rancho, N.M. (Rio Rancho/Fort Lewis)
4	Tavian Percy	6-5/200	G	Fr.	HS	Miami, Fla. (Pasadena HS (Calif.))
15	Vladimir Pinchuk	6-11/235	F/C	So.	1L	Schwelm, Germany (Maerkisches Gym. Schwelm)

STARTERS RETURNING (1)

No.	Name	Pos.	GP-GS	Pts.	Reb.	Ast.	FG%	FT%
14	Dane Kuiper	G/F	34-26	6.4	3.2	1.5	.359	.837

OTHER LETTERWINNERS RETURNING (3)

No.	Name	Pos.	GP-GS	Pts.	Reb.	Ast.	FG%	FT%
10	Makuach Maluach	G/F	34-15	9.6	2.5	1.0	.555	.810
15	Vladimir Pinchuk	F/C	31-13	3.1	2.5	0.2	.607	.478
32	Anthony Mathis	G	34-11	12.7	2.1	1.0	.494	.859

STARTERS LOST (4)

No.	Name	Pos.	GP-GS	Pts.	Reb.	Ast.	FG%	FT%
1	Chris McNeal	G	34-19	9.5	1.8	2.7	.372	.759
2	Sam Logwood	F/G	26-15	13.0	5.2	1.5	.492	.800
3	Antino Jackson	G	33-23	10.4	2.1	4.6	.407	.761
5	Joe Furstinger	F	33-25	10.4	6.8	2.1	.555	.802

OTHER LETTERWINNERS LOST (3) NEWCOMERS (9)

No.	Name	No.	Name	Pos.	Exp.
4	Mike Mondragon	0	Zane Martin	G	TR
11	Jachai Simmons	1	Corey Manigault	F	TR
31	Troy Simons	3	Keith McGee	PG	TR
		4	Tavian Percy	G	HS
		5	Clay Patterson	G	TR
		22	Drue Drinnon	G	HS
		25	Karim Ezzeddine	F	TR
		33	Jordan Arroyo	F	HS
		35	Carlton Bragg	F	TR-RS

RETURNING REDSHIRTS (2)

2	Vance Jackson
13	JaQuan Lyle



JaQuan Lyle
 6'5" - Redshirt-Junior - Guard
 Evansville, Ind. (Ohio State)

13

NOTEWORTHY :

- Played in 35 games with 31 starts at guard at Ohio State
- Averaged 11.2 points in his freshman season, fourth leading scorer on team
- Led the Buckeyes in assists (147) for the 2015-16 season and again in 2016-17 (142).
- In 2016-17, third leading scorer with 11.4 ppg, shot 45.8% from the field and 40.7% from three as a sophomore.

JUNIOR (2017-18)

Sat out due to NCAA transfer rules.

SOPHOMORE (2016-17 at Ohio State)

Finished his second season the third-leading scorer on the team at 11.4 points per game... Shot 45.8 percent from the field and 40.7 percent from behind the arc... Led the team in assists for the second straight year with 142.

FRESHMAN (2015-16 at Ohio State)

Played in 35 games with 31 starts at guard... Averaged 11.2 points per game in his freshman season making him the fourth-leading scorer on the team... Led the Buckeyes in assists with 147... Shot 39.7 percent from the field and 25.2 percent from 3-point range... Averaged 4.7 rebounds per game.

PERSONAL

Son of Lumecha Garrett... Has three siblings: Daimion Garrett, Jala Lyle and Jahariea Bass... Played high school basketball and football at Huntington Prep... Lists cooking as his hobby... Favorite athlete is James Harden... Favorite food is Chipotle... Favorite movie is Pursuit of Happiness... Chose New Mexico for the family environment, the fans and the chance to be a part of something special.



Zane Martin
 6'4" - Junior - Guard
 Philadelphia, Pa. (Towson)

0

SOPHOMORE (2017-18 at Towson): Was named to the All-CAA Second Team and NABC All-District 10 Second Team ... Named MVP of the Basketball Hall of Fame Belfast Classic ... Named to the Lou Henson Award Mid-Season Watch List ... Averaged a team-best 19.8 points, which was third in the CAA ... In addition to scoring double figures in 30 of the Tigers' 32 games this season, Martin also averaged 3.5 rebounds and 2.4 assists per game ... He has had 18 20-point outings, three games of 30 or more points and a 21-game streak in which scored double figures. Finished seventh all-time in program history for points scored in a single season with 635 ... Earned CAA Player of the Week honors after becoming the first Towson player to record consecutive games of 30 or more points since 2007 ... He had a SECU Arena record-tying 35-point performance against William & Mary on Jan. 25 ... Martin followed that up by scoring 30 of his 32 points against Elon in the second half becoming the only player in Towson men's basketball history to score at least 30 points in a single half ... Last week Scored a sophomore school record and career best 36 points against Hofstra ... Was third in the CAA in scoring, ninth

in 3-pointers made per game (2.2), 11th in assists (2.7) and 14th in assist to turnover ratio (1.1).

FRESHMAN (2016-17 at Towson): Saw action in 33 games and made one start ... Scored in double figures six times ... He scored a career-high 23 points in a road victory over Hofstra ... Scored all 17 of his points on 7-of-10 shooting in the second half in a CAA Tournament quarterfinal win over Northeastern ... Made 17 3-pointers ... Earned first career start against James Madison ... Grabbed a career-best five rebounds against College of Charleston ... Averaged 5.5 points, 1.0 assists and 1.7 rebounds per game ... Was one of seven Tigers to make double-digit 3-pointers.

HIGH SCHOOL: Helped Neumann-Goretti win three consecutive PIAA Class AAA championships. As a senior, he averaged 22 points, six rebounds and six assists. He earned all-state, all-city and all-Southeastern Pennsylvania honors. He was a 1,000-point scorer at Neumann-Goretti. In the state title game against Mars, Martin scored 33 points.

PERSONAL: Martin is the son of Eric and Bibi Martin. His favorite movie is "Friday" and his favorite actor is Kevin Hart. Martin loves chicken wings and French fries. His favorite musician is Meek Mill, PNB and Shy Glizzy. Some of his favorite professional teams include the Cleveland Cavaliers, Philadelphia 76ers, Philadelphia Eagles and Carolina Panthers. He's also a fan of Russell Westbrook.





Corey Manigault

6'9" - Junior - Forward
Suitland, Md. (Indian Hills CC)

1

SOPHOMORE (2017-18 at Indian Hills CC)

Played in 22 games... Shot 57.7 percent from the floor including 44.4 percent from behind the arc while averaging 6.1 points per game.

FRESHMAN (2016-17 at Pitt): Made 18 appearances in his freshman season.

HIGH SCHOOL:

Competed for Paul VI in Fairfax, Virginia... Named First Team All-State and Second Team All-WCAC as a senior after averaging 15.0 points and 11.0 rebounds per game... Helped lead his squad to a 22-11 record and a state championship appearance as a senior... Named first team DMVelite All-Nova, second team All-WCAC and honorable mention All-Met in his career... As a sophomore at Paul VI, he helped his varsity squad to a 31-6 record and a WCAC Championship as well as a VISAA State Championship... Was an Honor Roll recipient throughout his high school career... Ranked 136th in the nation by Rivals.com... Member of Team Takeover from 2007-15... Played in 2015 Peach Jam Final Four... Averaged 14.5 points and 4.3 rebounds per game on the Nike EYBL circuit.

PERSONAL: Born October 20... Son of Sothia Green... Uncle is play-ground legend Earl "The Goat" Manigault... On high school honor roll.



Karim Ezzeddine

6'8" - Junior - Forward
Paris, France (Northwest Fla. State College)

25

SOPHOMORE (2017-18 at Northwest Florida State College): Averaged 7.8 points and 3.9 rebounds per game as a sophomore, starting 33 games and playing in all 34... Shot 48.3 percent from the floor on the season, 35.5 percent from behind the arc, and tied team-high 17 blocks... Helped lead the Raiders to a 31-3 season... Helped the squad to a Region 8 Title before the Raiders were eliminated in the Elite Eight of the NJCAA Tournament in March.

FRESHMAN (2016-17 at Northwest Florida State College): Saw action in 29 games... Shot 52.6 percent from the field.

HIGH SCHOOL/CLUB: Helped his Huntington Prep team to the high school national quarterfinal... Competed in NJCAA State of Florida Championship (NWFSC)... Helped his team to the NJCAA National Tournament twice (NWFSC)... Competed for JSF Nanterre (France), Orleans Loiret Basket (France), Huntington Prep (W. Va.), Greenbrier East (W. Va.), NWFSC (Fla.).

PERSONAL: Originally from Paris, France... Son of Ghassan and Marie-Josée... Has six siblings, Jeremy, Yann, Kenny, Steven, Natalie and Soraya... Hobbies include fashion, the arts, music and watching Edge of Tomorrow... Favorite food is Pongu Fufu Makayabu, a Congolese dish.





Carlton Bragg
 6'10" - Redshirt-Junior - Forward
 Cleveland, Ohio (Kansas/Arizona State)

35

JUNIOR (2017-18 at ASU/UNM): Sat out due to NCAA transfer rules.

SOPHOMORE (2016-17 at Kansas): Saw action in 31 games, averaging 13.8 minutes, 5.2 points and 4.1 rebounds per game... Notched a career-high 15 points twice and posted a double-double with 15 points and 11 rebounds in 27 minutes against Siena on Nov. 18, 2016... Started the first five games of the season... Named to the Karl Malone Forward of the Year Watch List.

FRESHMAN (2015-16 at Kansas): Played in all 38 games, averaging 8.9 minutes, 3.8 points and 2.5 rebounds per contest... Shot 56.1 percent from the field and fired 57.1 percent from 3-point range while posting three games of 10-plus points, including a season-high 12 against Kansas State in the Big 12 Championship Quarterfinals in 2016... Shot 56.1 percent from the field and showed range by making 4-of-7 (57.1 percent) from 3-point range.

HIGH SCHOOL: Named 2015 McDonald's High School All-American... Guided Villa Angela-St. Joseph High School to a pair of Ohio High School Athletic Association (OHSAA) Division III State Titles in 2014 and 2015... Five-star player who averaged 21.3 points, 8.0 rebounds and 2.0 blocks per game during his senior season at Villa Angela-St. Joseph... Scored 12 points and had a team-high five assists in the 2015 OHSAA Division III State Championship game... Averaged 18.5 points and 5.7 rebounds as a junior.

USA BASKETBALL: Competed in the 2015 World University Games... Averaged 3.8 points and 3.8 rebounds in eight games... Helped USA in win a gold medal in Gwangju, Korea... Started the third game against Chile where he pulled down seven boards.

PERSONAL: Born Carlton Edward Bragg Jr. in Cleveland, Ohio... Parents are Monica Howard and Carlton Bragg... Has an older brother, Deonte King, and a younger sister, Alaja Howard... Enjoys fishing and playing the piano.



Vance Jackson
 6'9" - Redshirt-Sophomore - Forward
 Los Angeles, Calif. (UConn)

2

NOTEWORTHY :

- Averaged 8.1 points per game as a freshman at UCONN in 2016-17
- Made 21 starts in 32 appearances
- Shot 40.9 percent from the field, 39.7 from three and 67.6 from the FT line
- Reached double figures in 13 games, led the team twice in scoring
- Led Huskies in steals five times, blocks once and assists three times
- Netted 12 points in win vs Houston in AAC quarterfinals, ACC Rookie of the Week

SOPHOMORE (2017-18): Sat out due to NCAA transfer rules.

FRESHMAN (2016-17 at UCONN): Made 21 starts in 32 appearances... Averaged 8.1 points per game as a freshman... In his 26.1 minutes per game, he shot 40.9 percent from the field, 39.7 percent from the three and 67.6 percent from the free throw line... Also grabbed 3.8 rebounds per game... Was named AAC Rookie of the Week on two occasions (Jan. 16 and Jan. 23)... Reached double figures in 13 games and led the team in scoring twice on the year... Led the Huskies in steals five times, blocks once and assists three times... Named to the American Athletic Conference All-Rookie Team... Led the conference in 3-point shooting percentage in league play, firing at 48.4 percent... Netted 12 points on 4-of-5 shooting in win vs. Houston in the AAC quarterfinals... Nearly matched career-high with 16 points vs. Houston on Feb. 22... Scored 17 points on 5-of-12 shooting with six rebounds vs. SMU on Jan. 19... Recorded sixth game in double-figures vs. UCF on Jan. 5 with 11 points.

HIGH SCHOOL/AAU: Versatile performer known as a deadly long-range shooter with guard skills in a big man's body... Consensus Top 60 recruit... Competed for Prolific Prep (Napa, Calif.) as a senior under Coach Billy McKnight... Averaged 21.7 points, 6.8 rebounds to help Prolific Prep post a 25-7 record and reach the semifinals of the Grind Session National Championships in Lawrence, Kan... Attended St. John Bosco (Bellflower, Calif.) the previous two years, averaging 19.4 points, 7.1 rebounds as a junior and as a sophomore helped his squad capture the Division II State Championship... Began his high school career at La Salle HS in Pasadena... Played AAU ball for Dream Vision, averaging 16.0 points per game and shooting 55.4 percent from 3-point range during the Adidas Summer Championships.

PERSONAL: Born Aug. 20... Son of Desiree Temple and Vance Jackson, Sr... Has a younger sister, Aluara Jackson... Named an Academic Leader at St. John Bosco as sophomore and junior.





Makuach Maluach

6'7" - Sophomore - Guard/Forward
Sydney, Australia (Newington College)

10

CAREER STATISTICS

Season	gp-gs	min/avg	Total		3-Point		F-Throws		Rebounds				Scoring							
			fg-fga	pct	fg-fga	pct	ft-fa	pct	off	def	tot	avg	pf	fo	ast	to	blk	stl	pts	avg
2017-18	34-15	669/19.7	117-211	.555	29-63	.460	64-79	.810	37	48	85	2.5	82	3	33	43	8	19	327	9.6
TOTAL	34-15	669/19.7	117-211	.555	29-63	.460	64-79	.810	37	48	85	2.5	82	3	33	43	8	19	327	9.6

FRESHMAN (2017-18)

Played in all 34 games... Averaged 19.7 minutes, 9.6 points and 2.5 rebounds per game... Shot 55.5 percent from the floor including 46.0 percent from behind the arc... Scored a career-high 26 points at Air Force on Feb. 10, 2018... Scored 327 points to rank fourth on the all-time Lobo freshman single-season scoring list... Led the team in dunks with seven.

HIGH SCHOOL

Played prep ball at Newington College in Stanmore, NSW, Australia under head coach Rex Nottage... Graduated in 2017.

PERSONAL

From Sydney, Australia... Was a member of the Australian Junior National Team in the FIBA U18 Oceania Championships.



2017-18 GAME-BY-GAME STATISTICS

Opponent	Date	gs	min	Total		3-Pointers		Free throws		Rebounds				Scoring						
				fg-fga	pct	3fg-fga	pct	ft-fa	pct	off	def	tot	avg	pf	fo	ast	to	blk	stl	pts
NORTHERN NEW MEXIC	11/11/17	21	7-7	1,000	0-0	.000	4-5	.800	2	2	4	4.0	0	1	0	1	1	18	18.0	
NEBRASKA-OMAHA	11/14/17	18	4-7	571	1-2	500	0-0	.000	0	5	5	4.5	2	1	1	0	0	9	13.5	
at New Mexico State	11/17/17	9	1-1	1,000	1-1	1,000	0-0	.000	0	0	0	3.0	1	0	2	0	0	3	10.0	
TENNESSEE TECH	11/21/17	12	1-3	333	0-1	.000	2-2	1,000	0	0	0	2.3	1	0	0	0	1	4	8.5	
vs TCU	11/24/17	10	0-1	.000	0-1	.000	0-0	.000	1	0	1	2.0	1	1	2	0	0	0	6.8	
vs Maryland	11/25/17	17	2-4	500	1-1	1,000	1-1	1,000	3	0	3	2.2	2	0	3	0	0	6	6.7	
EVANSVILLE	11/29/17	17	5-6	833	0-1	.000	0-1	.000	2	1	3	2.3	3	3	2	1	0	10	7.1	
at UNLV	12/2/17	11	1-1	1,000	1-1	1,000	2-2	1,000	0	0	0	2.0	2	0	2	0	1	5	8.9	
at Colorado	12/6/17	19	3-8	375	0-0	.000	0-1	.000	3	2	5	2.3	2	2	1	1	1	6	6.8	
NEW MEXICO STATE	12/9/17	24	3-6	500	1-3	333	0-1	.000	1	2	3	2.4	2	0	2	0	2	7	6.8	
ARIZONA	12/16/17	12	2-5	400	1-4	250	0-0	.000	1	1	2	2.4	2	2	0	1	0	5	6.6	
RICE	12/19/17	9	0-1	.000	0-0	.000	0-0	.000	0	0	0	2.2	0	0	2	0	0	0	6.1	
PRAIRIE VIEW A&M	12/22/17	13	0-1	.000	0-1	.000	4-4	1,000	1	2	3	2.2	0	0	1	1	1	4	5.9	
AIR FORCE	12/27/17	18	2-4	500	1-3	333	2-2	1,000	1	2	3	2.3	1	1	1	0	1	7	6.0	
at Nevada	12/30/17	10	2-4	500	1-2	500	0-0	.000	0	1	1	2.2	1	0	2	0	0	5	5.9	
at Boise State	01/03/18	21	3-4	750	0-0	.000	2-2	1,000	1	3	4	2.3	2	1	1	0	0	8	6.1	
SAN JOSE STATE	1/6/18	23	6-9	667	2-2	1,000	1-2	500	3	1	4	2.4	4	1	0	0	1	15	6.6	
WYOMING	1/10/18	33	5-9	556	1-3	333	6-6	1,000	3	2	5	2.6	4	3	2	0	2	17	7.2	
at Fresno State	01/13/18	34	8-15	533	0-4	.000	5-5	1,000	0	3	3	2.6	5	1	1	0	0	21	7.9	
at UNLV	01/17/18	19	7-12	363	2-3	667	3-4	750	2	1	3	2.5	5	1	0	0	0	19	8.5	
SAN DIEGO STATE	1/20/18	27	4-13	388	1-4	250	6-7	857	0	1	1	2.5	2	1	0	1	0	15	8.8	
COLORADO STATE	1/27/18	30	3-5	600	1-3	333	2-2	1,000	1	2	3	2.5	2	3	0	0	0	9	8.8	
at Utah State	01/31/18	34	6-9	667	2-3	667	1-1	1,000	2	4	6	2.7	2	2	3	0	1	15	9.0	
at San Jose State	02/03/18	22	1-2	500	1-1	1,000	0-0	.000	0	0	0	2.6	4	1	3	0	1	3	8.8	
BOISE STATE	2/6/18	11	2-5	400	0-0	.000	1-2	500	0	0	0	2.5	5	0	1	0	0	5	8.6	
at Air Force	2/10/18	38	10-14	714	6-7	857	0-0	.000	1	3	4	2.5	4	1	3	0	3	26	9.3	
UTAH STATE	2/14/18	21	7-12	583	1-3	333	1-2	500	3	0	3	2.6	3	0	1	1	1	16	9.6	
at Wyoming	02/20/18	25	3-7	429	2-3	667	12-15	800	1	1	2	2.5	3	2	0	0	1	20	9.9	
UNLV	2/25/18	20	5-7	714	2-2	1,000	1-2	500	1	2	3	2.6	4	2	0	0	0	13	10.0	
at Colorado State	2/28/18	20	4-5	800	0-0	.000	4-6	667	0	3	3	2.6	2	1	1	0	0	12	10.1	
FRESNO STATE	3/3/18	16	1-6	167	0-1	.000	1-1	1,000	2	0	2	2.5	3	0	1	0	0	3	9.9	
vs Wyoming	03/06/18	21	4-6	667	0-0	.000	0-0	.000	0	1	1	2.5	1	1	0	0	0	8	9.6	
vs Utah State	03/09/18	21	4-5	800	0-1	.000	1-1	1,000	0	3	3	2.5	3	1	1	1	0	9	9.5	
vs San Diego State	03/10/18	13	1-7	143	0-2	.000	2-2	1,000	2	0	2	2.5	4	0	1	0	0	4	9.5	
Totals		15	669	117-211	555	29-63	460	64-79	810	37	48	85	2.5	82	33	43	8	19	327	9.6

CAREER HIGHS AT UNM

- Points: 26 at Air Force (2-10-18)
- FG: 10 at Air Force (2-10-18)
- FGA: 15 at Fresno State (1-13-18)
- 3FG: 6 at Air Force (2-10-18)
- 3FGA: 7 at Air Force (2-10-18)
- FT: 12 at Wyoming (2-20-18)
- FTA: 15 at Wyoming (2-20-18)
- Rebounds: 6 at Utah State (1-31-18)
- Assists: 3 (3x) Last time vs. Colorado State (1-27-18)
- Blocks: 1 (8x) Last time vs Utah State (3-9-18)
- Steals: 3 at Air Force (2-10-18)
- Minutes Played: 38 at Air Force (2-10-18)



Vladimir Pinchuk
 6'11" - Sophomore - Forward/Center
 Schwelm, Germany (Maerakisches Gym. Schwelm)

15

CAREER STATISTICS

Season	gp-gs	min/avg	Total		3-Point		F-Throws		Rebounds			Scoring								
			fg-fga	pct	fg-fga	pct	ft-fts	pct	off	def	tot	avg	pts	avg						
2017-18	31-13	441/14.2	37-61	.607	0-0	.000	22-46	.478	27	51	78	2.5	57	1	6	16	12	2	96	3.1
TOTAL	31-13	441/14.2	37-61	.607	0-0	.000	22-46	.478	27	51	78	2.5	57	1	6	16	12	2	96	3.1

FRESHMAN (2017-18)

Saw action in 31 games and started 13 in his inaugural season... Averaged 14.2 minutes, 3.1 points and 2.5 rebounds... Shot 60.7 percent from the floor... Scored a career-high 12 points against Northern New Mexico on Nov. 11... Recorded his second double-digit scoring game (10 points) against SDSU on Jan. 20... Grabbed a career-high seven rebounds on two occasions.

HIGH SCHOOL

Graduated from Maerkischie's Gymnasium Schwelm in 2017... Played for club team EU Baskets Schwelm/Phoenix Hagen (Juniors and Youngstars respectively).

PERSONAL

Son of Igor and Elena Pinchuk... Has one sibling, Iryna (30)... Goes by Vlad... Likes to listen to all kinds of music... Favorite genre of movie is comedy/action... Father played professionally in Europe and has a World-Championship silver medal with the USSR... Speaks four different languages: German, English, Russian and French... Majoring in Computer Science... Chose UNM because he "really likes the whole concept, especially looking at the team and the coaching staff."

2017-18 GAME-BY-GAME STATISTICS

Opponent	Date	gs	min	fg-fga	pct	3fg-fga	pct	ft-fts	pct	reb-off	reb-def	reb-tot	avg	pts	fo	ast	to	blk	stl	pts	avg
NORTHERN NEW MEXICO	11/11/17	23	6-6	1.000	0-0	.000	0-0	.000	1	6	7	7.0	3	0	1	0	1	12	12.0		
NEBRASKA-OMAHA	11/14/17	13	1-3	.333	0-0	.000	0-1	.000	3	2	5	6.0	4	1	2	0	0	0	2	7.0	
at New Mexico State	11/17/17	16	4-5	.800	0-0	.000	1-2	.500	1	1	2	4.7	1	0	1	0	0	0	9	7.7	
MISSISSIPPI STATE	11/21/17	11	0-0	.000	0-0	.000	2-2	1.000	2	2	4	4.5	5	0	0	1	0	0	2	6.3	
vs TCU	11/24/17	16	0-1	.000	0-0	.000	3-4	.750	1	0	1	3.8	0	0	1	0	0	0	3	5.6	
vs Maryland	11/25/17	24	2-4	.500	0-0	.000	0-0	.000	1	2	3	3.7	1	0	1	0	0	0	4	5.3	
EVANSVILLE	11/29/17	18	2-4	.500	0-0	.000	0-0	.000	0	3	3	3.6	3	0	0	1	1	4	5.1		
at UTEP	12/2/17	25	2-3	.667	0-0	.000	1-6	.167	1	6	7	4.0	3	0	0	0	0	0	5	5.1	
at Colorado	12/6/17	14	1-2	.500	0-0	.000	0-0	.000	0	0	0	3.6	1	0	0	0	0	0	2	4.8	
NEW MEXICO STATE	12/9/17	18	2-3	.667	0-0	.000	2-3	.667	1	4	5	3.7	3	0	1	0	0	0	6	4.9	
ARIZONA	12/16/17	11	0-2	.000	0-0	.000	0-0	.000	1	0	1	3.5	1	0	0	1	0	0	0	4.5	
RICE	12/19/17	16	1-1	1.000	0-0	.000	2-2	1.000	0	1	1	3.3	1	0	1	1	0	0	4	4.4	
PRAIRIE VIEW A&M	12/22/17	15	1-1	1.000	0-0	.000	0-1	.000	1	1	2	3.2	2	1	0	0	0	0	2	4.2	
AIR FORCE	12/27/17	14	0-0	.000	0-0	.000	0-0	.000	0	1	1	3.0	4	0	1	1	0	0	0	3.9	
at Nevada	12/30/17	12	0-0	.000	0-0	.000	0-0	.000	0	1	1	2.9	1	0	0	0	0	0	0	3.7	
at Boise State	01/03/18	6	0-0	.000	0-0	.000	1-2	.500	1	1	2	2.8	1	0	1	0	0	0	1	3.5	
SAN JOSE STATE	1/6/18	21	2-4	.500	0-0	.000	2-5	.400	2	3	5	2.9	2	1	0	0	0	0	6	3.6	
WYOMING	1/10/18	14	0-1	.000	0-0	.000	0-1	.000	1	1	2	2.9	2	0	0	0	0	0	2	3.4	
at Fresno State	01/13/18	11	1-2	.500	0-0	.000	2-2	1.000	1	1	2	2.8	1	0	0	0	0	0	4	3.5	
at UNLV	01/17/18	25	5-5	1.000	0-0	.000	0-1	.000	0	3	3	2.9	1	0	0	0	0	0	10	3.8	
SAN DIEGO STATE	1/20/18	17	0-0	.000	0-0	.000	1-2	.500	1	1	2	2.8	0	0	0	0	0	0	1	3.7	
COLORADO STATE	1/27/18	17	3-5	.600	0-0	.000	1-2	.500	1	0	1	2.7	2	0	1	1	0	0	7	3.8	
at Utah State	01/31/18	dnp	-	-	-	-	-	-	-	-	-	-	-	-	-	-	-	-	-	-	
at San Jose State	02/03/18	dnp	-	-	-	-	-	-	-	-	-	-	-	-	-	-	-	-	-	-	
BOISE STATE	2/6/18	dnp	-	-	-	-	-	-	-	-	-	-	-	-	-	-	-	-	-	-	
at Air Force	2/10/18	7	0-0	.000	0-0	.000	0-0	.000	1	0	1	2.7	4	0	0	0	0	0	0	3.7	
UTAH STATE	2/14/18	10	0-0	.000	0-0	.000	0-0	.000	0	1	1	2.6	0	1	0	0	0	0	0	3.5	
at Wyoming	02/20/18	11	0-1	.000	0-0	.000	1-4	.250	1	2	3	2.6	4	1	0	0	0	0	1	3.4	
UNLV	2/25/18	17	0-2	.000	0-0	.000	1-2	.500	1	1	2	2.6	3	0	1	1	0	0	1	3.3	
at Colorado State	2/28/18	12	2-2	1.000	0-0	.000	0-2	.000	2	1	3	2.6	0	1	2	1	0	0	4	3.3	
FRESNO STATE	3/3/18	5	0-1	.000	0-0	.000	2-2	1.000	1	0	1	2.5	1	0	0	1	0	0	2	3.3	
vs Wyoming	03/08/18	3	0-0	.000	0-0	.000	0-0	.000	1	1	2	2.5	0	0	0	0	0	0	0	3.2	
vs Utah State	03/09/18	5	0-0	.000	0-0	.000	0-0	.000	0	1	1	2.5	0	0	0	0	0	0	0	3.1	
vs San Diego State	03/10/18	14	2-3	.667	0-0	.000	0-0	.000	0	4	4	2.5	3	0	0	0	0	0	4	3.1	
Totals		13	441	37-61	.607	0-0	.000	22-46	.478	27	51	78	2.5	57	1	6	16	12	2	96	3.1

CAREER HIGHS AT UNM

- Points:**12 vs. Northern N.M. (11-11-17)
FG:6 vs. Northern N.M. (11-11-17)
FGA:6 vs. Northern N.M. (11-11-17)
3FG:N/A
3FGA:N/A
FT:3 vs. TCU (11-24-17)
FTA:6 at UTEP (12-2-17)
Rebounds:7 (2x) Last time at UTEP (12-2-17)
Assists:1 (6x) Last time at Colorado State (2-28-18)
Blocks:2 vs Wyoming (1-10-18)
Steals:1 (2x) Last time vs. Evansville (11-29-17)
Minutes Played:25 (2x) Last time at UNLV (1-17-18)





Keith McGee

6'3" - Redshirt-Sophomore - Point Guard
Rochester, N.Y. (South Plains College)

3

FRESHMAN (2017-18 at South Plains College):

Competed in 32 games for the Texans in his inaugural season, starting in 22... Averaged 21.2 minutes per game and posted 7.8 points and 2.4 rebounds per game... Helped his squad to the 2018 NJCAA Men's Basketball National Championship... Named 2018 NJCAA Tournament MVP... Helped South Plains to a 98-95 victory over College of Southern Idaho for the win with 20 points, going 5-for-8 from the floor, 3-for-4 from 3-point range and 7-for-12 from the charity stripe... Finished the season shooting 48.6 percent from the field,

44.7 percent from behind the arc while averaging 2.7 assists per game.

HIGH SCHOOL

Finished his senior season registering the most dunks in school history at Greece Arcadia... Earned MVP honors... Named All-Greater Rochester Area First Team... Registered a 40-point game.

PERSONAL

Son of Chauncey and Chauntel... Has one younger sister, Kayla... Major is currently undecided... Favorite athlete is Russell Westbrook... Favorite food is "soul food"... Favorite movie is Space Jam... Hobbies include dancing and playing Fort Night... Father Chauncey played basketball professionally overseas.



Tavian Percy

6'5" - Freshman - Guard
Miami, Fla. (Pasadena HS (Calif.))

4

HIGH SCHOOL/AAU

Averaged 15 points, six rebounds, four assists and two steals per game in his senior season at Pasadena High School in Pasadena, Calif... Named a Second Team All-Area selection... Competed at Oldsmar Christian School in Oldsmar, Fla. where he helped his team to the 2016-17 SIAA State Championship his junior year... Played AAU for Florida Vipers, Team Knight and Compton Magic.

PERSONAL

Originally from Miami, Fla... Parents are Terry Percy and Teresa Disbennet... Has five siblings: Tyler, Brittany, Teghan, Tanner and Aubri... Hobbies include watching movies and playing video games... Favorite movie is Space Jam... Favorite food is pasta.





Clay Patterson

6'1" - Redshirt-Freshman - Guard
Rio Rancho, N.M. (Rio Rancho HS/Fort Lewis)

5

FRESHMAN (2017-18 at Fort Lewis)
Redshirted at Fort Lewis

HIGH SCHOOL/AAU

Competed for Rio Rancho High School under coach Wally Salata... Named 2016 New Mexico Gatorade Player of the Year... Named USA Today New Mexico Player of the Year... Mr. Basketball 2016... Helped his Rio Rancho High team to

the New Mexico State Championship in 2016... Named New Mexico State Tournament MVP in 2016... Named USA Today New Mexico First Team... Two-time First Team All-District in 2016 and 2017... Led the state of New Mexico in scoring in 2016... Shot 55 percent from behind the arc in the 2016 New Mexico State Tournament... Three-time All-District Academic Team honoree and a four-year honor roll recipient.

PERSONAL

Born April 8 to parents Dave and Valerie Patterson... Has three siblings, Austin (23), Brady (21) and David (18)... Majoring in business... Hobbies include watching movies and hanging out with friends and family... Favorite athlete is Steph Curry... Favorite food is barbeque... Favorite movie is Rocky.



Drue Drinnon

6'0" - Freshman - Guard
Smyrna, Ga. (Univ. School of Nova Southeastern)

22

HIGH SCHOOL/AAU

Played his senior season for the University School of Nova Southeastern in Fort Lauderdale, Fla.... Previously played for Pebblebrook High (Georgia)... Named First Team All-State as a freshman and sophomore... Averaged 24 points, six assists, five rebounds and two steals per game as a freshman and 25 points, seven assists, five rebounds and two steals as a sophomore... All-time leading scorer as a freshman and broke 1,000 points within the first 10 games as a sophomore... Averaged 14 points and eight assists en route to his team's

Regional Champion title and elite eight appearance... Previously led his team to its first state playoff appearance in school history (2014-15), followed by its first sweet 16 appearance in the following season (2015-16)... Played AAU for Southern Stampede and Team Thad.

PERSONAL

Originally from Smyrna, Ga.... Born in Marietta, Georgia... Son of Josh and Nina Drinnon... Has three siblings: Durk, Deklan and Janiya... Hobbies include playing Call of Duty and watching The Impossible... Favorite food is ramen noodles.





Jordan Arroyo

6'7" - Freshman - Forward

Albuquerque, N.M. (Atrisco Heritage Academy)

33

HIGH SCHOOL/AAU

Helped lead his Atrisco Heritage Academy squad to a 6A State Championship in 2018... Led the team to District 4-6A Championships in 2017 and 2018... Was named First Team All-State, First Team All-Metro and First Team All-District, as well as the New Mexico State Tournament MVP and All-Metro Defensive Player of the Year... Averaged 14 points, 10 rebounds and four blocks per game while shooting 63 percent from the floor... Notched 13 double-doubles on the season... As a junior the four-year varsity letterman was

named First Team All-District, Second Team All-Metro and Second Team All-State... Played AAU for NM Little Dogs, NM Power and Bair-stow Boomers.

PERSONAL

Born in Rio de Janeiro, Brazil... Parents are Francisco and Kimberly Arroyo... Has six siblings: Desiree, Jeannette, Francisco, Sara, Olivia and Elijah... Hobbies include recreational sports, constructing puzzles and building Lego structures... Named a National Hispanic Scholar... Four-year Honor Roll plaque recipient... Academic Letterman... Favorite athlete is Kevin Durant.



**New Mexico Lobos Basketball
2017-18 Season Review**

Under first-year head coach Paul Weir's tutelage, The University of New Mexico Lobos shocked Albuquerque, the Mountain West and the nation. The 2017-18 season was slated as a rebuilding year following a highly-publicized coaching change and the Lobos were predicted to finish ninth overall in the 2017 Mountain West Preseason Poll. Weir's Lobos shattered expectations as the new UNM squad, featuring just five returning letterwinners and one returning starter, achieved a third-place regular-season finish and UNM's first appearance in the Mountain West title game since 2014.

After starting the season 3-8, the Lobos went on an epic run to complete the season, finishing on a seven-win streak before falling just seven points short of the 2018 NCAA Tournament with a close 82-75 loss to San Diego State in Las Vegas, Nev.

Weir's break-neck style of play led the Lobos to shatter the UNM program records for most points in a conference season (1,507; 83.7 ppg) as well as most points in a game, 147 against Northern New Mexico on Nov. 11, 2017. The Lobos posted four games with more than 100 points and also broke the record for most points in a conference game with 119 at Wyoming on February 20, 2018, which also marked the most points Wyoming had allowed in its home arena in program history.

The Wyoming game in Laramie was the second victory of the seven-win streak to close the season and was monumental for the UNM program as the Lobos also broke the records for most 3-pointers in a season (301 to 314) and then-freshman Makuach Maluach edged into the Lobo hoops history top-10 for most points scored by a freshman.

The Lobos wouldn't stop there. As the season continued and UNM racked up win after win en route to the championship contest, the Lobos continued to take down conference foes on the way to clinching the first-round Mountain West Tournament bye. On February 28, just

eight days after the record-breaking Wyoming game, the Lobos put on a show at Colorado State with a 108-87 victory for a 21-point win margin. Twenty-one points marks the largest victory margin ever for the Lobos over the Rams in Fort Collins with the previous high of 19 points coming in 2008.

The Lobos returned home to take down Fresno State in overtime on an emotional senior night, posting a 95-86 win over the Bulldogs after suffering an 89-80 loss earlier in the season on the road. UNM carried the momentum into the Mountain West Quarterfinals on March 8--, knocking off Wyoming 85-75 on CBS Sports Network to advance to the semifinals against Utah State. The Lobos cruised past the No. 7 seed Aggies, who took out the No. 2-seed Boise State Broncos in the quarterfinals, by a score of 83-68 before taking on fifth-seeded San Diego State Aztecs in the championship game. SDSU eliminated preseason favorite and top-seeded Nevada in the semifinal round.

The Lobos kept the championship game close for the first 33 minutes before the Aztecs took control of the game and ended UNM's whirlwind season.

Following the conclusion of regular-season play, senior Antino Jackson and junior Anthony Mathis were named to All-Mountain West teams for their outstanding performance on the year. Jackson was named to the All-Defensive Mountain West Team and earned All-Mountain West Honorable Mention while Mathis was named to the All-Mountain West Third team, despite finishing the season fourth in the nation in three-point shooting percentage (47.3%).

All three graduating seniors from last season, including Antino Jackson, Joe Furstinger and Sam Logwood, have taken their basketball careers to the next level and are each playing professionally overseas during the 2018-19 season.

Last season ended in style but this season's team hopes to advance even farther. With just four returning letterwinners and one returning starter to go along with two returning transfers and nine newcomers, Weir and the rest of the Lobo coaching staff look to build a new, even more talented team full of height and experience into the Lobo squad that fans have grown to love.

**Notable:**

- Broke record for most points in a game with 147 over Northern New Mexico on Nov. 11, 2017
- Broke record for most points in a conference game with 119 over Wyoming on Feb. 20, 2018
- Broke record for most points in a conference season (1,507; 83.7 avg)
- Broke record for most 3-point field goals made in a season (367)
- Broke record for most 3-point field goals scored in a conference season (202)
- Finished ninth in the nation in 3-point field goals per game (10.8)
- Broke the record for highest free throw percentage in a season (77.7) good for 13th in the nation
- Lobos tied the record for most assists in a single game (40) against Northern New Mexico on Nov. 11
- Broke the record for most steals in a conference season (130; prev. rec. was 128 set in the 1986-87 season)

2017-18 OVERALL SEASON STATISTICS

RECORD:	OVERALL	HOME	AWAY	NEUTRAL
ALL GAMES	19-15	13-4	4-8	2-3
CONFERENCE	12-6	8-1	4-5	0-0
NON-CONFERENCE	7-9	5-3	0-3	2-3

#	Player	gp-gs	min	avg	Total		3-Point		F-Throw		Rebounds				pf	dq	a	to	blk	stl	pts	avg
					fg-fga	fg%	3fg-fga	3fg%	ft-fa	ft%	off	def	tot	avg								
32	MATHIS, Anthony	34-11	760	22.4	134-271	.494	98-207	.473	67-78	.859	14	58	72	2.1	87	5	34	27	4	19	433	12.7
03	JACKSON, Antino	33-23	774	23.5	112-275	.407	69-178	.388	51-67	.761	11	57	68	2.1	80	2	151	80	0	47	344	10.4
05	FURSTINGER, Joe	33-25	895	27.1	117-211	.555	4-24	.167	105-131	.802	49	176	225	6.8	97	4	70	49	53	22	343	10.4
02	LOGWOOD, Sam	26-15	670	25.8	121-246	.492	4-11	.364	92-115	.800	48	88	136	5.2	67	0	40	59	0	14	338	13.0
10	MALUACH, Makuach	34-15	669	19.7	117-211	.555	29-63	.460	64-79	.810	37	48	85	2.5	82	3	33	43	8	19	327	9.6
01	McNEAL, Chris	34-19	832	24.5	102-274	.372	56-178	.315	63-83	.759	6	56	62	1.8	56	0	93	64	0	26	323	9.5
31	SIMONS, Troy	29-13	675	23.3	96-242	.397	53-146	.363	41-52	.788	33	56	89	3.1	67	3	42	32	5	52	286	9.9
14	KUIPER, Dane	34-26	756	22.2	69-192	.359	40-129	.310	41-49	.837	15	95	110	3.2	73	1	51	26	7	32	219	6.4
15	PINCHUK, Vladimir	31-13	441	14.2	37-61	.607	0-0	.000	22-46	.478	27	51	78	2.5	57	1	6	16	12	2	96	3.1
11	SIMMONS, Jachai	25-10	341	13.6	33-81	.407	14-43	.326	4-8	.500	14	27	41	1.6	29	0	18	14	7	18	84	3.4
04	MONDRAGON, Mike	6-0	12	2.0	1-1	1.000	0-0	.000	0-0	.000	0	0	0	0.0	1	0	1	2	0	0	2	0.3
Team											63	44	107		1		10					
Total.....		34	6825		939-2065	.455	367-979	.375	550-708	.777	317	756	1073	31.6	697	19	539	422	96	251	2795	82.2
Opponents.....		34	6825		931-1925	.484	228-603	.378	551-766	.719	338	879	1217	35.8	684	-	461	562	113	201	2641	77.7

2017-18 MOUNTAIN WEST SEASON STATISTICS

RECORD:	OVERALL	HOME	AWAY	NEUTRAL
ALL GAMES	12-6	8-1	4-5	0-0
CONFERENCE	12-6	8-1	4-5	0-0
NON-CONFERENCE	0-0	0-0	0-0	0-0

#	Player	gp-gs	min	avg	Total		3-Point		F-Throw		Rebounds				pf	dq	a	to	blk	stl	pts	avg
					fg-fga	fg%	3fg-fga	3fg%	ft-fa	ft%	off	def	tot	avg								
32	MATHIS, Anthony	18-9	467	25.9	92-173	.532	66-127	.520	47-52	.904	9	35	44	2.4	51	3	15	17	2	12	297	16.5
10	MALUACH, Makuach	18-12	422	23.4	79-142	.556	23-44	.523	48-59	.814	21	29	50	2.8	56	3	21	23	2	12	229	12.7
05	FURSTINGER, Joe	17-12	513	30.2	68-116	.586	2-8	.250	58-79	.734	28	104	132	7.8	52	3	37	28	30	16	196	11.5
03	JACKSON, Antino	17-11	436	25.6	65-146	.445	41-96	.427	25-31	.806	8	27	35	2.1	45	2	98	50	0	30	196	11.5
01	McNEAL, Chris	18-9	411	22.8	47-134	.351	22-84	.262	32-42	.762	1	26	27	1.5	30	0	49	31	0	13	148	8.2
02	LOGWOOD, Sam	11-3	282	25.6	51-91	.560	2-3	.667	34-42	.810	13	42	55	5.0	27	0	11	19	0	4	138	12.5
31	SIMONS, Troy	13-4	301	23.2	40-96	.417	21-58	.362	15-19	.789	10	29	39	3.0	32	1	20	15	1	16	116	8.9
14	KUIPER, Dane	18-15	427	23.7	35-98	.357	17-67	.254	22-26	.846	5	47	52	2.9	35	0	25	13	5	19	109	6.1
11	SIMMONS, Jachai	12-6	158	13.2	14-30	.467	8-19	.421	3-5	.600	7	15	22	1.8	14	0	5	4	2	8	39	3.3
15	PINCHUK, Vladimir	15-9	199	13.3	13-23	.565	0-0	.000	11-25	.440	13	17	30	2.0	26	0	4	8	8	0	37	2.5
04	MONDRAGON, Mike	4-0	9	2.3	1-1	1.000	0-0	.000	0-0	.000	0	0	0	0.0	1	0	1	2	0	0	2	0.5
Team											26	15	41		1		7					
Total.....		18	3625		505-1050	.481	202-506	.399	295-380	.776	141	386	527	29.3	370	12	286	217	50	130	1507	83.7
Opponents.....		18	3625		503-1008	.499	114-287	.397	298-410	.727	174	438	612	34.0	361	-	234	282	56	100	1418	78.8

2017-18 OVERALL SEASON RESULTS

RECORD:	OVERALL	HOME	AWAY	NEUTRAL
ALL GAMES	19-15	13-4	4-8	2-3
CONFERENCE	12-6	8-1	4-5	0-0
NON-CONFERENCE	7-9	5-3	0-3	2-3

Date	Opponent	Score	Att.	High Points	High Rebounds
11/11/17	NORTHERN NEW MEXICO	w 147-76	10695	(24)McNEAL, Chris	(7)SIMONS, Troy (7)PINCHUK, Vladimir
11/14/17	NEBRASKA-OMAHA	w 103-71	9601	(24)SIMONS, Troy	(8)FURSTINGER, Joe
11/17/17	at New Mexico State	56-75 L	6839	(14)MATHIS, Anthony	(7)LOGWOOD, Sam
11/21/17	TENNESSEE TECH	96-104 L	9703	(29)McNEAL, Chris	(9)FURSTINGER, Joe
11/24/17	vs TCU	67-69 L	1000	(27)LOGWOOD, Sam	(7)FURSTINGER, Joe
11/25/17	vs Maryland	65-80 L	1250	(19)McNEAL, Chris	(8)KUIPER, Dane
11/29/17	EVANSVILLE	w 78-59	8943	(14)SIMONS, Troy	(5)FURSTINGER, Joe (14)LOGWOOD, Sam (5)LOGWOOD, Sam
12/2/17	at UTEP	76-88 L	6394	(22)LOGWOOD, Sam	(8)SIMONS, Troy
12/6/17	at Colorado	57-75 L	6610	(15)MATHIS, Anthony	(7)FURSTINGER, Joe
12/9/17	NEW MEXICO STATE	62-65 L	12768	(14)JACKSON, Antino	(7)SIMONS, Troy
12/16/17	ARIZONA	73-89 L	13207	(24)KUIPER, Dane	(5)FURSTINGER, Joe
12/19/17	RICE	w 78-69	9415	(17)FURSTINGER, Joe	(12)FURSTINGER, Joe
12/22/17	PRAIRIE VIEW A&M	w 87-78	9423	(20)FURSTINGER, Joe	(10)FURSTINGER, Joe
12/27/17	*AIR FORCE	w 87-58	10514	(15)SIMMONS, Jachai	(12)FURSTINGER, Joe
12/30/17	*at Nevada	74-77 L	9530	(17)MATHIS, Anthony	(10)FURSTINGER, Joe
01/03/18	*at Boise State	62-90 L	7557	(15)FURSTINGER, Joe	(6)FURSTINGER, Joe
1/6/18	*SAN JOSE STATE	w 80-47	10799	(15)MALUACH, Makuach	(9)FURSTINGER, Joe
1/10/18	*WYOMING	w 75-66	9846	(20)JACKSON, Antino	(10)FURSTINGER, Joe
01/13/18	*at Fresno State	80-89 L	6244	(21)MALUACH, Makuach	(8)FURSTINGER, Joe
01/17/18	*at UNLV	w 85-81	10546	(19)MALUACH, Makuach	(9)FURSTINGER, Joe
1/20/18	*SAN DIEGO STATE	w 79-75	11418	(24)JACKSON, Antino	(10)FURSTINGER, Joe
1/27/18	*COLORADO STATE	w 80-65	12438	(13)SIMONS, Troy (13)MATHIS, Anthony (13)FURSTINGER, Joe	(4)FURSTINGER, Joe
01/31/18	*at Utah State	80-89 L	6345	(25)MATHIS, Anthony	(9)FURSTINGER, Joe
02/03/18	*at San Jose State	w 71-68	2151	(17)JACKSON, Antino	(7)FURSTINGER, Joe
2/6/18	*BOISE STATE	71-73 L	11357	(17)MATHIS, Anthony	(7)FURSTINGER, Joe
2/10/18	*at Air Force	92-100 L	2851	(26)MALUACH, Makuach	(5)LOGWOOD, Sam (5)JACKSON, Antino
2/14/18	*UTAH STATE	w 78-63	9737	(25)MATHIS, Anthony	(7)FURSTINGER, Joe
02/20/18	*at Wyoming	w 119-114	4321	(24)LOGWOOD, Sam (24)SIMONS, Troy	(9)LOGWOOD, Sam
2/25/18	*UNLV	w 91-90	12080	(18)MATHIS, Anthony	(10)LOGWOOD, Sam
2/28/18	*at Colorado State	w 108-87	2917	(22)FURSTINGER, Joe	(7)SIMONS, Troy (7)FURSTINGER, Joe
3/3/18	*FRESNO STATE	wot 95-86	13069	(23)MATHIS, Anthony	(9)FURSTINGER, Joe
03/08/18	vs Wyoming	w 85-75	7138	(23)FURSTINGER, Joe	(9)FURSTINGER, Joe
03/09/18	vs Utah State	w 83-68	8224	(17)SIMONS, Troy	(7)LOGWOOD, Sam
03/10/18	vs San Diego State	75-82 L	8456	(17)JACKSON, Antino	(5)LOGWOOD, Sam (5)FURSTINGER, Joe

* - Conference game

Attendance Summary	Games	Attend	Avg/Game
Home	17	185013	10883
Away	12	72305	6025
Neutral	5	26068	5214
Total	34	283386	8335

NEW MEXICO GAME HIGHS

POINTS	147	NORTHERN NEW MEXICO (11/11/17)
	119	at Wyoming (02/20/18)
	108	at Colorado State (2/28/18)
	103	NEBRASKA-OMAHA (11/14/17)
	96	TENNESSEE TECH (11/21/17)
FIELD GOALS MADE	55	NORTHERN NEW MEXICO (11/11/17)
	37	at Colorado State (2/28/18)
	37	at Wyoming (02/20/18)
FIELD GOAL ATTEMPTS	85	NORTHERN NEW MEXICO (11/11/17)
	77	NEBRASKA-OMAHA (11/14/17)
FIELD GOAL PERCENTAGE	.647 (55-85)	NORTHERN NEW MEXICO (11/11/17)
	.617 (37-60)	at Wyoming (02/20/18)
3 PT FIELD GOALS MADE	18	NORTHERN NEW MEXICO (11/11/17)
	17	NEBRASKA-OMAHA (11/14/17)
3 PT FG ATTEMPTS	39	TENNESSEE TECH (11/21/17)
	39	NEBRASKA-OMAHA (11/14/17)
	39	NORTHERN NEW MEXICO (11/11/17)
3 PT FG PERCENTAGE	.519 (14-27)	at Air Force (2/10/18)
	.500 (11-22)	UNLV (2/25/18)
	.500 (10-20)	FRESNO STATE (3/3/18)
FREE THROWS MADE	32	at Wyoming (02/20/18)
	27	FRESNO STATE (3/3/18)
FREE THROW ATTEMPTS	43	at Wyoming (02/20/18)
	35	at UTEP (12/2/17)
FREE THROW PERCENTAGE	1.000 (14-14)	vs Maryland (11/25/17)
	.929 (13-14)	ARIZONA (12/16/17)
REBOUNDS	48	NEBRASKA-OMAHA (11/14/17)
	45	NORTHERN NEW MEXICO (11/11/17)
ASSISTS	40	NORTHERN NEW MEXICO (11/11/17)
	23	COLORADO STATE (1/27/18)
	23	SAN JOSE STATE (1/6/18)
	23	EVANSVILLE (11/29/17)
STEALS	22	NORTHERN NEW MEXICO (11/11/17)
	12	at Colorado State (2/28/18)
	12	UTAH STATE (2/14/18)
	12	SAN JOSE STATE (1/6/18)
BLOCKED SHOTS	6	BOISE STATE (2/6/18)
	6	WYOMING (1/10/18)
	6	TENNESSEE TECH (11/21/17)
	6	NORTHERN NEW MEXICO (11/11/17)
TURNOVERS	20	at Wyoming (02/20/18)
	20	WYOMING (1/10/18)
FOULS	32	at Wyoming (02/20/18)
	29	UNLV (2/25/18)

OPPONENT GAME HIGHS

POINTS	114	at Wyoming (02/20/18)
	104	TENNESSEE TECH (11/21/17)
	100	at Air Force (2/10/18)
	90	UNLV (2/25/18)
	90	at Boise State (01/03/18)
FIELD GOALS MADE	38	at Boise State (01/03/18)
	37	at Wyoming (02/20/18)
FIELD GOAL ATTEMPTS	70	NORTHERN NEW MEXICO (11/11/17)
	64	at Wyoming (02/20/18)
	64	at Boise State (01/03/18)
	64	at New Mexico State (11/17/17)
FIELD GOAL PERCENTAGE	.653 (32-49)	at Fresno State (01/13/18)
	.640 (32-50)	ARIZONA (12/16/17)
3 PT FIELD GOALS MADE	13	at Wyoming (02/20/18)
	13	at Utah State (01/31/18)
3 PT FG ATTEMPTS	30	NEBRASKA-OMAHA (11/14/17)
	26	vs Wyoming (03/08/18)
	26	RICE (12/19/17)
3 PT FG PERCENTAGE	.750 (9-12)	at Fresno State (01/13/18)
	.692 (9-13)	ARIZONA (12/16/17)
FREE THROWS MADE	28	UNLV (2/25/18)
	27	at Wyoming (02/20/18)
FREE THROW ATTEMPTS	40	UNLV (2/25/18)
	38	at Wyoming (02/20/18)
FREE THROW PERCENTAGE	.889 (24-27)	vs Maryland (11/25/17)
	.885 (23-26)	at Air Force (2/10/18)
REBOUNDS	58	at Colorado (12/6/17)
	50	at New Mexico State (11/17/17)
ASSISTS	23	TENNESSEE TECH (11/21/17)
	20	vs Wyoming (03/08/18)
	20	at Air Force (2/10/18)
STEALS	13	TENNESSEE TECH (11/21/17)
	13	NORTHERN NEW MEXICO (11/11/17)
BLOCKED SHOTS	9	vs TCU (11/24/17)
	7	at UNLV (01/17/18)
TURNOVERS	33	NORTHERN NEW MEXICO (11/11/17)
	26	NEBRASKA-OMAHA (11/14/17)
FOULS	32	at Wyoming (02/20/18)
	27	at Air Force (2/10/18)

NEW MEXICO GAME LOWS

POINTS	56	at New Mexico State (11/17/17)
	57	at Colorado (12/6/17)
	62	NEW MEXICO STATE (12/9/17)
	62	at Boise State (01/03/18)
	65	vs Maryland (11/25/17)
FIELD GOALS MADE	20	at New Mexico State (11/17/17)
	21	vs Maryland (11/25/17)
	21	at UTEP (12/2/17)
	21	at Colorado (12/6/17)
	21	NEW MEXICO STATE (12/9/17)
FIELD GOAL ATTEMPTS	50	WYOMING (1/10/18)
	52	at New Mexico State (11/17/17)
	52	BOISE STATE (2/6/18)
FIELD GOAL PERCENTAGE	.296 (21-71)	at Colorado (12/6/17)
	.333 (21-63)	vs Maryland (11/25/17)
3 PT FIELD GOALS MADE	6	at New Mexico State (11/17/17)
	6	vs TCU (11/24/17)
	6	at Boise State (01/03/18)
3 PT FG ATTEMPTS	17	vs Wyoming (03/08/18)
	20	at New Mexico State (11/17/17)
	20	FRESNO STATE (3/3/18)
3 PT FG PERCENTAGE	.200 (6-30)	vs TCU (11/24/17)
	.222 (6-27)	at Boise State (01/03/18)
FREE THROWS MADE	6	at Colorado (12/6/17)
	7	EVANSVILLE (11/29/17)
	7	UTAH STATE (2/14/18)
FREE THROW ATTEMPTS	9	EVANSVILLE (11/29/17)
	9	UTAH STATE (2/14/18)
FREE THROW PERCENTAGE	.375 (6-16)	at Colorado (12/6/17)
	.579 (11-19)	SAN JOSE STATE (1/6/18)
REBOUNDS	15	COLORADO STATE (1/27/18)
	19	at San Jose State (02/03/18)
ASSISTS	5	at New Mexico State (11/17/17)
	8	vs TCU (11/24/17)
STEALS	2	at New Mexico State (11/17/17)
	2	at Nevada (12/30/17)
	2	UNLV (2/25/18)
BLOCKED SHOTS	0	at UTEP (12/2/17)
	0	at Boise State (01/03/18)
TURNOVERS	5	SAN DIEGO STATE (1/20/18)
	6	SAN JOSE STATE (1/6/18)
FOULS	13	COLORADO STATE (1/27/18)
	14	RICE (12/19/17)
	14	vs Wyoming (03/08/18)

OPPONENT GAME LOWS

POINTS	47	SAN JOSE STATE (1/6/18)
	58	AIR FORCE (12/27/17)
	59	EVANSVILLE (11/29/17)
	63	UTAH STATE (2/14/18)
	65	NEW MEXICO STATE (12/9/17)
	65	COLORADO STATE (1/27/18)
FIELD GOALS MADE	14	SAN JOSE STATE (1/6/18)
	19	EVANSVILLE (11/29/17)
FIELD GOAL ATTEMPTS	39	UTAH STATE (2/14/18)
	44	SAN JOSE STATE (1/6/18)
FIELD GOAL PERCENTAGE	.318 (14-44)	SAN JOSE STATE (1/6/18)
	.365 (19-52)	EVANSVILLE (11/29/17)
3 PT FIELD GOALS MADE	2	at UNLV (01/17/18)
	3	EVANSVILLE (11/29/17)
	3	AIR FORCE (12/27/17)
	3	SAN JOSE STATE (1/6/18)
	3	at San Jose State (02/03/18)
3 PT FG ATTEMPTS	7	UNLV (2/25/18)
	10	COLORADO STATE (1/27/18)
3 PT FG PERCENTAGE	.154 (2-13)	at UNLV (01/17/18)
	.188 (3-16)	AIR FORCE (12/27/17)
FREE THROWS MADE	6	at Boise State (01/03/18)
	8	COLORADO STATE (1/27/18)
FREE THROW ATTEMPTS	10	COLORADO STATE (1/27/18)
	12	at Boise State (01/03/18)
	12	WYOMING (1/10/18)
FREE THROW PERCENTAGE	.500 (6-12)	at Boise State (01/03/18)
	.500 (9-18)	NEW MEXICO STATE (12/9/17)
REBOUNDS	23	WYOMING (1/10/18)
	26	at Fresno State (01/13/18)
	26	FRESNO STATE (3/3/18)
	6	BOISE STATE (2/6/18)
ASSISTS	6	FRESNO STATE (3/3/18)
STEALS	3	vs Maryland (11/25/17)
	3	at Colorado (12/6/17)
	3	SAN JOSE STATE (1/6/18)
	3	at Fresno State (01/13/18)
	3	SAN DIEGO STATE (1/20/18)
	3	UTAH STATE (2/14/18)
	3	UNLV (2/25/18)
	3	vs Wyoming (03/08/18)
BLOCKED SHOTS	0	NORTHERN NEW MEXICO (11/11/17)
	0	at UTEP (12/2/17)
TURNOVERS	5	at Nevada (12/30/17)
	9	at Fresno State (01/13/18)
FOULS	12	at Utah State (01/31/18)
	13	at Nevada (12/30/17)

THE LAST TIME IT HAPPENED

NEW MEXICO

As A Team:	
Scored 100 Points:	108 - at Colorado State (2-28-18)
Scored 90-99 Points:	95 - vs Fresno State (3-3-18)
Scored 80-89 Points:	83 - vs Utah State (3-9-18)
Scored Less Than 50 Points:	46 - at Arizona (12-20-16)
Scored Less Than 40 Points:	34 - at #25 San Diego State (1-26-13)
Won By 40 Points:	W, 147-76 - Northern N.M. (11-11-17)
Won By 30 Points:	W, 80-47 - vs San José State (1-6-18)
Won By 20 Points:	W, 108-87 - at Colorado State (2-28-18)
Lost By 20-29 Points:	L, 90-62 - at Boise State (1-3-18)
Lost By 30 Points:	L, 77-46 - at Arizona (12-20-16)
Shot 65% Or Better:	69.2% (27-39) - at Air Force (1-15-05)
Shot 60% Or Better:	60.7% (37-61) - at Colorado State (2-28-18)
Shot Less Than 35%:	34.9% (22-63) - at Boise State (1-3-18)
Shot Less Than 30%:	29.6% (21-71) - at Colorado (12-6-17)
Shot 60% 3FG Or Better:	66.7% (6-9) - at CSU (1-14-17)
Shot Less Than 30% 3FG:	29.2% (7-24) - vs Utah State (3-9-18)
Made 10 Three-Pointers:	10 (10-20) - vs Fresno State (3-3-18)
Shot 100% on Free Throws:	100% (14-14) - vs. Maryland (11-25-17)
Shot 95% On Free Throws:	95.5% (21-22) - at Boise State (1-17-17)
Shot 85% On Free Throws:	88.2% (15-17) - vs San Diego State (3-10-18)
Shot Less Than 50% On FTs:	37.5% (6-16) - at Colorado (12-6-17)
Had 50 Rebounds:	58 - vs. UAB (11-21-13)
Had 20 Offensive Rebounds:	23 - at USC (11-21-15)
Had 40 Assists:	40 - Northern N.M. (11-11-17)
Had 20 Assists:	23 - vs Colorado State (1-27-18)
Had 20 Turnovers:	20 - at Wyoming (2-20-18)
Had Less Than 10 Turnovers:	9 - vs Utah State (2-14-18)
Had 10 Steals:	12 - at Colorado State (2-28-18)
Had 10 Blocks:	12 - vs. UMass (11-22-13)
Had Two or More 20-Point Scorers:	at Wyoming (2-20-18)
	Sam Logwood (24) & Troy Simons (24)
Had 7 Double-Digit Scorers:	(7) - at Colorado State (2-28-18)
Had 6 Double-Digit Scorers:	(6) - at Wyoming (2-20-18)
Had 5 Double-Digit Scorers:	(5) - vs San Diego State (3-10-18)
Had No Double-Digit Scorers:	at San Diego State (1-6-15)
Had Two 10+ Rebounders:	vs. Wyoming (1-21-15)
	Tim Williams (11) & Elijah Brown (10)
Scored 50 Points In 1st Half:	58 - at Colorado State (2-28-18)
Scored 50 Points In 2nd Half:	50 - at Colorado State (2-28-18)
Scored 60 Points In 2nd Half:	64 - at Wyoming (2-20-18)
Scored 20 Or Fewer Points In 1st Half:	16 - at Arizona (12-20-16)
Scored 20 Or Fewer Points In 2nd Half:	15 - at #25 San Diego State (1-26-13)
Failed To Make a 3FG:	(0-10) - vs. Washington State (12-25-15)
Defeated a Ranked Team:	W, 66-53 vs. #24/#24 Colorado State (1-3-15)
Lost To a Ranked Team:	L, 89-73 - vs. No. 23/23 Arizona (12-16-17)
Won an OT Game:	W, 95-86 vs Fresno State (3-3-18)
Lost an OT Game:	L, 105-104 vs. Nevada (1-7-17)
Won a 2OT Game:	W, 97-94 vs. UAB (11-21-13)
Lost a 2OT Game:	L, 73-76 at Dayton (1-1-10)
Won a 3OT Game:	W, 104-99, Fresno State (3-8-96)
Lost a 3OT Game:	Never
As An Individual:	
Had a Triple-Double:	Luc Longley (17 pts, 14 rebs, 10 assts) vs. Penn State (3-28-90)
Had a Double-Double (Pts/Reb):	Sam Logwood (17/10) - vs UNLV (2-25-18)
Had a Double-Double (Pts/Asst):	Antino Jackson (10 pts & 10 assts) at Air Force (2-10-18)
Scored 20+ Pts with 10+ Rebs:	Joe Furstinger (20 pts & 10 rebs) vs Prairie View A&M (12-22-17)
Scored 30 Points:	Elijah Brown (30) vs. Wyoming (1-21-17)
Scored 30 Points (MW Only):	Elijah Brown vs. Wyoming (1-21-17)
Scored 20 Points:	Joe Furstinger (23) vs Wyoming (3-8-18)
Scored 20 Points (MW Only):	Anthony Mathis (23) vs Fresno State (3-3-18)
Had 20 Rebounds:	Drew Gordon (20) UNLV (2-18-12)
Had 15 Rebounds:	Tim Williams (15) at USC (11-21-15)
Had 10 Assists:	Antino Jackson (10) - at Air Force (2-10-18)
Had 5 Steals:	Joe Furstinger (5) - vs San José State (1-6-18)
Had 5 Blocks:	Joe Furstinger (5) - vs Boise State (2-6-18)

VERSUS NEW MEXICO

As A Team:	
Scored 100 Points:	114 - at Wyoming (2-20-18)
Scored 90 Points:	90 - vs UNLV (2-25-18)
Scored 80-89 Points:	82 - vs San Diego State (3-10-18)
Scored Less Than 50 Points:	47 - vs San José State (1-6-18)
Scored Less Than 40 Points:	38 - Wyoming (2-11-12)
Shot 50% Or Better:	50.0% (28-56) - vs San Diego State (3-10-18)
Shot Less Than 35%:	31.8% (14-44) - vs San José State (1-6-18)
Shot Less Than 30%:	26.3% (15-57) - UAPB (12-17-16)
Shot 50% 3FG Or Better:	57.1% (4-7) - vs UNLV (2-25-18)
Shot Less Than 20% 3FG:	15.4% (2-13) - at UNLV (1-17-18)
Made 10 Three-Pointers:	13 (10-20) - vs Utah State (2-14-18)
Shot 75% On Free Throws:	81.3% (13-16) - vs Utah State (3-9-18)
Shot Less Than 50% On FTs:	43.8% (7-16) - Boise State (2-17-16)
Had 50 Rebounds:	58 - at Colorado (12-6-17)
Had 20 Offensive Rebounds:	25 - at New Mexico State (11-17-17)
Had 20 Assists:	20 - vs Wyoming (3-8-18)
Had 20 Turnovers:	23 - vs Utah State (2-14-18)
Had Less Than 10 Turnovers:	5 - at Nevada (12-30-17)
Had 10 Steals:	10 - vs Prairie View A&M (12-22-17)
Had 10 Blocks:	11 - at USC (11-21-15)
Had 40-Point and 20-Point Scorers:	Nevada (1-7-17)
	Jordan Caroline (45) & Marcus Marshall (26)
Had 30-Point and 20-Point Scorers:	at Wyoming (2-20-18)
	Louis Adams (31), Justin James (23) & Hayden Dalton (21)
Had Two or More 20-Point Scorers:	vs Fresno State (3-3-18)
	Jahmel Taylor (23) & Deshon Taylor (23)
Had 6 Double-Digit Scorers:	TCU (2-25-12)
Had 5 Double-Digit Scorers:	(5) - vs Fresno State (3-3-18)
Had No Double-Digit Scorers:	ULM (12-13-14)
Had Two 10+ Rebounders:	vs. Rice (12-19-17)
	Malik Osborne (11) & Bishop Mency (10)
Scored 50+ Points In 1st Half:	53 - at Wyoming (2-20-18)
Scored 50+ Points In 2nd Half:	55 - at Colorado State (2-28-18)
Scored 20 Or Less Points In 1st Half:	20 - vs Air Force (12-27-17)
Scored 20 Or Less In 2nd Half:	19 - New Mexico State (12-3-14)
Scored 15 Or Less Points In 1st Half:	11 - UAPB (12-17-16)
Failed To Make a 3FG:	(0-7) - New Mexico State (12-16-15)
As An Individual:	
Had a Triple-Double:	Ethan Telfair (25 pts, 12 rebs, 10 assts) Idaho State (11-11-16)
Had a Double-Double (Pts/Reb):	vs UNLV (2-25-18)
	Shakur Juiston (18 points, 13 rebounds)
Had a Double-Double (Pts/Asst):	Dominic Artis (13 pts & 12 Assists) UTEP (12-7-16)
Had 20+ Points & 10+ Rebounds:	Chandler Hutchison - (23 pts, 12 rebs) vs Boise State (2-6-18)
Scored 30+ Points in Back-to-Back Games Vs. UNM:	Derrick Marks Boise State
	31 points (1-18-15) & 30 points (2-24-15)
Scored 40 Points:	Jordan Caroline (45) - Nevada (1-7-17)
Scored 40 Points (MW Only):	Jordan Caroline (45) - Nevada (1-7-17)
Scored 30 Points:	Louis Adams (31) - at Wyoming (2-20-18)
Scored 30 Points (MW Only):	Louis Adams (31) - at Wyoming (2-20-18)
Scored 20 Points:	vs San Diego State (3-10-18)
	Trey Kell (28)
Scored 20 Points (MW Only):	vs San Diego State (3-10-18)
	Trey Kell (28)
Had 20 Rebounds:	Ryan Watkins (22) - Boise State (1-21-14)
Had 15 Rebounds:	Nico Carvacho (15) - vs Colorado State (1-27-18)
Had 10 Assists:	Dominic Artis (12) - UTEP (12-7-16)
Had 5 Steals:	Prentiss Nixon (5) - at Colorado State (2-28-18)
Had 5 Blocks:	JD Miller (5) - vs. TCU (11-24-17)

2017-18 NEW MEXICO SINGLE GAME HIGHS

Points	29	McNEAL, Chris vs Tennessee Tech (11/21/17)
	27	LOGWOOD, Sam vs TCU (11/24/17)
	26	MALUACH, Makuach at Air Force (2/10/18)
	25	MATHIS, Anthony vs Utah State (2/14/18)
	25	MATHIS, Anthony at Utah State (01/31/18)
Field Goals Made	11	LOGWOOD, Sam at Wyoming (02/20/18)
	11	MALUACH, Makuach at Air Force (2/10/18)
	10	LOGWOOD, Sam vs TCU (11/24/17)
Field Goal Att.	21	LOGWOOD, Sam vs TCU (11/24/17)
	16	McNEAL, Chris vs TCU (11/24/17)
	16	McNEAL, Chris vs Tennessee Tech (11/21/17)
	16	SIMONS, Troy vs Nebraska-Omaha (11/14/17)
FG Pct (min 5 made)	1.000 (7-7)	MALUACH, Makuach vs Northern New Mexico (11/11/17)
	1.000 (6-6)	PINCHUK, Vladimir vs Northern New Mexico (11/11/17)
	1.000 (5-5)	PINCHUK, Vladimir at UNLV (01/17/18)
3-Point FG Made	7	MATHIS, Anthony vs Utah State (2/14/18)
	7	McNEAL, Chris vs Tennessee Tech (11/21/17)
3-Point FG Att.	11	McNEAL, Chris vs Tennessee Tech (11/21/17)
	11	SIMONS, Troy vs Nebraska-Omaha (11/14/17)
3-Pt FG Pct (min 2 made)	1.000 (5-5)	MATHIS, Anthony vs Fresno State (3/3/18)
	1.000 (2-2)	SIMONS, Troy vs Wyoming (03/08/18)
	1.000 (2-2)	KUIPER, Dane vs UNLV (2/25/18)
	1.000 (2-2)	MALUACH, Makuach vs UNLV (2/25/18)
	1.000 (2-2)	MALUACH, Makuach vs San Jose State (1/6/18)
	1.000 (2-2)	KUIPER, Dane at Colorado (12/6/17)
Free Throws Made	12	MALUACH, Makuach at Wyoming (02/20/18)
	12	FURSTINGER, Joe vs Prairie View A&M (12/22/17)
Free Throw Att.	15	MALUACH, Makuach at Wyoming (02/20/18)
	12	McNEAL, Chris at Wyoming (02/20/18)
	12	FURSTINGER, Joe vs Prairie View A&M (12/22/17)
FT Pct (min 3 made)	1.000 (12-12)	FURSTINGER, Joe vs Prairie View A&M (12/22/17)
	1.000 (10-10)	FURSTINGER, Joe at Colorado State (2/28/18)
	1.000 (8-8)	SIMONS, Troy vs Fresno State (3/3/18)
	1.000 (8-8)	FURSTINGER, Joe at UNLV (01/17/18)
	1.000 (7-7)	MATHIS, Anthony vs UNLV (2/25/18)
	1.000 (6-6)	MALUACH, Makuach vs Wyoming (1/10/18)
	1.000 (6-6)	McNEAL, Chris at UTEP (12/2/17)
	1.000 (5-5)	JACKSON, Antino vs San Diego State (03/10/18)
	1.000 (5-5)	LOGWOOD, Sam at Colorado State (2/28/18)
	1.000 (5-5)	MALUACH, Makuach at Fresno State (01/13/18)
	1.000 (5-5)	LOGWOOD, Sam vs Rice (12/19/17)
	1.000 (5-5)	FURSTINGER, Joe vs Rice (12/19/17)
	1.000 (5-5)	McNEAL, Chris vs Maryland (11/25/17)
	1.000 (5-5)	FURSTINGER, Joe vs Nebraska-Omaha (11/14/17)
	1.000 (4-4)	SIMONS, Troy vs Utah State (03/09/18)
	1.000 (4-4)	FURSTINGER, Joe vs Utah State (03/09/18)
	1.000 (4-4)	KUIPER, Dane at Air Force (2/10/18)
	1.000 (4-4)	JACKSON, Antino vs Boise State (2/6/18)
	1.000 (4-4)	JACKSON, Antino at UNLV (01/17/18)
	1.000 (4-4)	LOGWOOD, Sam at Boise State (01/03/18)
	1.000 (4-4)	MALUACH, Makuach vs Prairie View A&M (12/22/17)
	1.000 (4-4)	KUIPER, Dane vs Arizona (12/16/17)
	1.000 (4-4)	SIMONS, Troy vs Arizona (12/16/17)

	1.000 (4-4)	SIMONS, Troy vs New Mexico State (12/9/17)
	1.000 (4-4)	MATHIS, Anthony at UTEP (12/2/17)
	1.000 (4-4)	LOGWOOD, Sam vs Maryland (11/25/17)
	1.000 (4-4)	KUIPER, Dane vs Northern New Mexico (11/11/17)
	1.000 (3-3)	MATHIS, Anthony vs San Diego State (03/10/18)
	1.000 (3-3)	MATHIS, Anthony at Utah State (01/31/18)
	1.000 (3-3)	MATHIS, Anthony vs San Diego State (1/20/18)
	1.000 (3-3)	MATHIS, Anthony at UNLV (01/17/18)
	1.000 (3-3)	FURSTINGER, Joe vs Arizona (12/16/17)
	1.000 (3-3)	MATHIS, Anthony vs New Mexico State (12/9/17)
	1.000 (3-3)	McNEAL, Chris at New Mexico State (11/17/17)
	1.000 (3-3)	JACKSON, Antino vs Northern New Mexico (11/11/17)
Rebounds	12	FURSTINGER, Joe vs Air Force (12/27/17)
	12	FURSTINGER, Joe vs Rice (12/19/17)
Assists	11	JACKSON, Antino vs Colorado State (1/27/18)
	10	JACKSON, Antino at Air Force (2/10/18)
	10	JACKSON, Antino vs Evansville (11/29/17)
	10	McNEAL, Chris vs Northern New Mexico (11/11/17)
Steals	5	FURSTINGER, Joe vs San Jose State (1/6/18)
	5	SIMONS, Troy vs Northern New Mexico (11/11/17)
Blocked Shots	5	FURSTINGER, Joe vs Boise State (2/6/18)
	4	FURSTINGER, Joe at San Jose State (02/03/18)
	4	FURSTINGER, Joe vs Tennessee Tech (11/21/17)
	4	FURSTINGER, Joe vs Nebraska-Omaha (11/14/17)
Turnovers	6	LOGWOOD, Sam vs San Diego State (03/10/18)
	6	McNEAL, Chris vs Wyoming (1/10/18)
Fouls	5	JACKSON, Antino vs Fresno State (3/3/18)
	5	FURSTINGER, Joe vs UNLV (2/25/18)
	5	FURSTINGER, Joe at Wyoming (02/20/18)
	5	MATHIS, Anthony at Wyoming (02/20/18)
	5	MALUACH, Makuach vs Boise State (2/6/18)
	5	MATHIS, Anthony at Utah State (01/31/18)
	5	MALUACH, Makuach at UNLV (01/17/18)
	5	MALUACH, Makuach at Fresno State (01/13/18)
	5	MATHIS, Anthony at Fresno State (01/13/18)
	5	JACKSON, Antino vs Wyoming (1/10/18)
	5	FURSTINGER, Joe at Nevada (12/30/17)
	5	KUIPER, Dane at Colorado (12/6/17)
	5	FURSTINGER, Joe at UTEP (12/2/17)
	5	SIMONS, Troy vs Maryland (11/25/17)
	5	MATHIS, Anthony vs Maryland (11/25/17)
	5	PINCHUK, Vladimir vs Tennessee Tech (11/21/17)
	5	MATHIS, Anthony vs Tennessee Tech (11/21/17)
Minutes	40	FURSTINGER, Joe at Utah State (01/31/18)
	38	MALUACH, Makuach at Air Force (2/10/18)
	37	FURSTINGER, Joe vs Boise State (2/6/18)
	36	FURSTINGER, Joe at San Jose State (02/03/18)
	36	McNEAL, Chris at Utah State (01/31/18)
	36	MATHIS, Anthony at Utah State (01/31/18)

2017-18 OPPONENT SINGLE GAME HIGHS

Points	33	MERRILL, Sam vs Utah State (2/14/18)
	31	ADAMS, Louis at Wyoming (02/20/18)
	31	McEWEN, Koby at Utah State (01/31/18)
	31	JAMES, Justin vs Wyoming (1/10/18)
	31	Zachary Hamilton vs Prairie View A&M (12/22/17)
Field Goals Made	11	JUGOVIC, Aleksa vs Tennessee Tech (11/21/17)
	11	ADAMS, Louis at Wyoming (02/20/18)
	11	MERRILL, Sam vs Utah State (2/14/18)
	11	JAMES, Justin vs Wyoming (1/10/18)
	11	Zachary Hamilton vs Prairie View A&M (12/22/17)
Field Goal Att.	19	JUGOVIC, Aleksa vs Tennessee Tech (11/21/17)
	18	WELAGE, Ryan vs San Jose State (1/6/18)
	18	NIXON,Prentiss at Colorado State (2/28/18)
	18	JAMES, Justin vs Wyoming (1/10/18)
	18	Lofton, Zach at New Mexico State (11/17/17)
FG Pct (min 5 made)	.917 (11-12)	JUGOVIC, Aleksa vs Tennessee Tech (11/21/17)
	.857 (6-7)	MCDANIELS, Jalen vs San Diego State (1/20/18)
	.857 (6-7)	TAYLOR, Jahmel at Fresno State (01/13/18)
3-Point FG Made	7	MERRILL, Sam vs Utah State (2/14/18)
	7	JUGOVIC, Aleksa vs Tennessee Tech (11/21/17)
3-Point FG Att.	10	STEPHENS, Kendall at Nevada (12/30/17)
	8	MERRILL, Sam vs Utah State (03/09/18)
	8	DALTON, Hayden at Wyoming (02/20/18)
	8	MERRILL, Sam vs Utah State (2/14/18)
	8	McEWEN, Koby at Utah State (01/31/18)
	8	MENCY, Bishop vs Rice (12/19/17)
	8	CASHAW, Connor vs Rice (12/19/17)
3-Pt FG Pct (min 2 made)	1.000 (7-7)	JUGOVIC, Aleksa vs Tennessee Tech (11/21/17)
	1.000 (4-4)	HARRIS, Omega at UTEP (12/2/17)
	1.000 (3-3)	Alkins, Rawle vs Arizona (12/16/17)
	1.000 (3-3)	SIMMONS, Bryce vs Northern New Mexico (11/11/17)
	1.000 (2-2)	BONNER,Anthony at Colorado State (2/28/18)
	1.000 (2-2)	JOHNSON, Jordan vs UNLV (2/25/18)
	1.000 (2-2)	BRITO, Diogo vs Utah State (2/14/18)
	1.000 (2-2)	Trier, Allonzo vs Arizona (12/16/17)
	1.000 (2-2)	Brown, Deleon at Colorado (12/6/17)
	1.000 (2-2)	Wiley,Dion vs Maryland (11/25/17)
Free Throws Made	10	TAYLOR, Deshon vs Fresno State (3/3/18)
	10	NIXON,Prentiss at Colorado State (2/28/18)
	10	JAMES, Justin at Wyoming (02/20/18)
Free Throw Att.	15	JAMES, Justin at Wyoming (02/20/18)
	12	TAYLOR, Deshon vs Fresno State (3/3/18)
	12	JOHNSON, Jordan vs UNLV (2/25/18)
	12	TAYLOR, Deshon at Fresno State (01/13/18)
	12	Lofton, Zach vs New Mexico State (12/9/17)
FT Pct (min 3 made)	1.000 (8-8)	JOHNSON, Jordan at UNLV (01/17/18)
	1.000 (8-8)	Jackson,Justin vs Maryland (11/25/17)
	1.000 (6-6)	SENGFELDER, Chris vs Boise State (2/6/18)
	1.000 (6-6)	WELAGE, Ryan at San Jose State (02/03/18)
	1.000 (6-6)	HARRIS, Omega at UTEP (12/2/17)
	1.000 (6-6)	MACK, Kajon vs Tennessee Tech (11/21/17)
	1.000 (5-5)	ADAMS, Louis vs Wyoming (03/08/18)
	1.000 (5-5)	SWAN, Ryan at Air Force (2/10/18)

	1.000 (5-5)	McEWEN, Koby at Utah State (01/31/18)
	1.000 (5-5)	Alkins, Rawle vs Arizona (12/16/17)
	1.000 (5-5)	Smith, Dru vs Evansville (11/29/17)
	1.000 (5-5)	Fernando,Bruno vs Maryland (11/25/17)
	1.000 (4-4)	MERRILL, Sam vs Utah State (2/14/18)
	1.000 (4-4)	HANEY, Zach vs Boise State (2/6/18)
	1.000 (4-4)	CARVACHO,Nico vs Colorado State (1/27/18)
	1.000 (4-4)	OSBORNE, Malik vs Rice (12/19/17)
	1.000 (4-4)	MARTINEZ, Estevan vs Northern New Mexico (11/11/17)
	1.000 (3-3)	HUTCHISON, Chandler vs Boise State (2/6/18)
	1.000 (3-3)	WELAGE, Ryan vs San Jose State (1/6/18)
	1.000 (3-3)	King, George at Colorado (12/6/17)
	1.000 (3-3)	Frederking, Noah vs Evansville (11/29/17)
	1.000 (3-3)	Williams,Kenrich vs TCU (11/24/17)
	1.000 (3-3)	JT Gibson vs Nebraska-Omaha (11/14/17)
	1.000 (3-3)	JOSEPHS, Dominique vs Northern New Mexico (11/11/17)
	1.000 (3-3)	SIMMONS, Bryce vs Northern New Mexico (11/11/17)
Rebounds	17	Williams,Kenrich vs TCU (11/24/17)
	16	Jones, Jemerrio at New Mexico State (11/17/17)
Assists	9	JOHNSON, Jordan vs UNLV (2/25/18)
	8	Dennis Jones vs Prairie View A&M (12/22/17)
Steals	8	PHILLIPS, Curtis vs Tennessee Tech (11/21/17)
	5	NIXON,Prentiss at Colorado State (2/28/18)
Blocked Shots	5	Miller,Jd vs TCU (11/24/17)
	4	POPE, Malik vs San Diego State (1/20/18)
	4	DIONG, Cheikh Mbacke at UNLV (01/17/18)
Turnovers	8	WELAGE, Ryan at San Jose State (02/03/18)
	8	Cowan,Anthony vs Maryland (11/25/17)
Fouls	5	MOEMEKA, Andrew vs Wyoming (03/08/18)
	5	WILLIAMS, Bryson vs Fresno State (3/3/18)
	5	BOWLES, Ray vs Fresno State (3/3/18)
	5	BOB,Che at Colorado State (2/28/18)
	5	CARVACHO,Nico at Colorado State (2/28/18)
	5	MOEMEKA, Andrew at Wyoming (02/20/18)
	5	AKA GORSKI,Alexander at Wyoming (02/20/18)
	5	REDDING, Nyaires at Wyoming (02/20/18)
	5	TOMES, Sid at Air Force (2/10/18)
	5	SIPLES, CJ at Air Force (2/10/18)
	5	VAN, Jacob at Air Force (2/10/18)
	5	WILLIAMS, Lexus vs Boise State (2/6/18)
	5	HILLSMAN, Jaycee at San Jose State (02/03/18)
	5	SCHAKEL, Jordan vs San Diego State (1/20/18)
	5	DALTON, Hayden vs Wyoming (1/10/18)
	5	CASHAW, Connor vs Rice (12/19/17)
	5	Walton, Dallas at Colorado (12/6/17)
	5	King, George at Colorado (12/6/17)
	5	FLAGGERT, Jake at UTEP (12/2/17)
	5	RAMSEY, Mason vs Tennessee Tech (11/21/17)

GAME 1: NEW MEXICO 147, NORTHERN NM 76
FRI., NOV. 11, 2017 | ALBUQUERQUE, N.M. | 10,695

Northern New Mexico 76 • 2-8

Table with columns: Player, Total (FG-FGA, 3-Ptr), Rebounds (Off, Def, Tot), PF, TP, A TO Blk, Stl, Min. Includes player stats for Weaver, Josephis, Simmons, Bryce, Aly, Walid, COCA, Eric, Hill, Marcus, Moore, Kevin, UGBISIEN, Ezini, Faria, Victor, CUCH, Augustus, SAIZ, Brandon, MARTINEZ, Estevan, BOUYER, Braxton, BURGARD, Nicho, DARNELL, Austin, and Team.

FG % 1st Half: 13-36 36.1% 2nd half: 13-34 38.2% Game: 26-70 37.1%
3FG % 1st Half: 3-10 30.0% 2nd half: 3-11 27.3% Game: 6-21 28.6%
FT % 1st Half: 6-11 54.5% 2nd half: 12-13 92.3% Game: 18-24 75.0%

New Mexico 147 • 1-0

Table with columns: Player, Total (FG-FGA, 3-Ptr), Rebounds (Off, Def, Tot), PF, TP, A TO Blk, Stl, Min. Includes player stats for Logwood, Sam, FURSTINGER, Joe, KUIPER, Dane, McNEAL, Chris, JACKSON, Antino, MONDRAGON, Mike, MALLUACH, Makuach, SIMMONS, Jachai, PINCHUK, Vladimir, SIMONS, Troy, MATHIS, Anthony, and Team.

FG % 1st Half: 25-41 61.0% 2nd half: 13-24 68.2% Game: 55-85 64.7%
3FG % 1st Half: 10-20 50.0% 2nd half: 5-19 42.1% Game: 18-39 46.2%
FT % 1st Half: 14-16 87.5% 2nd half: 8-9 83.3% Game: 19-22 86.4%

Officials: Chris Rastatter, Michael Greenstein, Eric Anderson
Technical fouls: Northern New Mexico-None. New Mexico-None.
Attendance: 10695

Score by periods table with columns: 1st, 2nd, Total. Rows for Northern New Mexico and New Mexico.

GAME 2: NEW MEXICO 103, OMAHA 71
TUES., NOV. 14, 2017 | ALBUQUERQUE, N.M. * 9,601

Nebraska-Omaha 71 • 0-3

Table with columns: Player, Total (FG-FGA, 3-Ptr), Rebounds (Off, Def, Tot), PF, TP, A TO Blk, Stl, Min. Includes player stats for Daniel Meyer, Mitchell, John, KJ Robinson, Zach Norl, Zach Jackson, JT Gibson, Lamar Wofford-Humph., Ayo Akinwale, Alex Albery, Matt Pile, and Team.

FG % 1st Half: 10-27 37.0% 2nd half: 12-30 40.0% Game: 22-57 38.6%
3FG % 1st Half: 5-14 35.7% 2nd half: 5-16 31.3% Game: 10-30 33.3%
FT % 1st Half: 9-12 75.0% 2nd half: 8-14 57.1% Game: 17-26 65.4%

New Mexico 103 • 2-0

Table with columns: Player, Total (FG-FGA, 3-Ptr), Rebounds (Off, Def, Tot), PF, TP, A TO Blk, Stl, Min. Includes player stats for Logwood, Sam, FURSTINGER, Joe, JACKSON, Antino, KUIPER, Dane, MONDRAGON, Mike, MALLUACH, Makuach, SIMMONS, Jachai, PINCHUK, Vladimir, SIMONS, Troy, MATHIS, Anthony, and Team.

FG % 1st Half: 14-41 34.1% 2nd half: 20-36 55.6% Game: 34-77 44.2%
3FG % 1st Half: 4-20 20.0% 2nd half: 13-19 68.4% Game: 17-39 43.6%
FT % 1st Half: 3-7 42.9% 2nd half: 15-17 88.2% Game: 18-24 75.0%

Officials: Rick Hartzell, Jim Schipper, Ryan McDaniel
Technical fouls: Nebraska-Omaha-Daniel Meyer; TEAM. New Mexico-LOGWOOD, Sam.
Attendance: 9601

Score by periods table with columns: 1st, 2nd, Total. Rows for Nebraska-Omaha and New Mexico.

GAME 3: NEW MEXICO 56, NM STATE 75
FRI., NOV. 17, 2017 | LAS CRUCES, N.M. * 6,839

New Mexico 56 • 2-1, 0-0 MWC

Table with columns: Player, Total (FG-FGA, 3-Ptr), Rebounds (Off, Def, Tot), PF, TP, A TO Blk, Stl, Min. Includes player stats for Logwood, Sam, FURSTINGER, Joe, McNEAL, Chris, JACKSON, Antino, KUIPER, Dane, MALLUACH, Makuach, SIMMONS, Jachai, PINCHUK, Vladimir, SIMONS, Troy, MATHIS, Anthony, and Team.

FG % 1st Half: 12-24 50.0% 2nd half: 8-28 28.6% Game: 20-52 38.5%
3FG % 1st Half: 2-9 22.2% 2nd half: 4-11 36.4% Game: 6-20 30.0%
FT % 1st Half: 2-2 100.0% 2nd half: 8-13 61.5% Game: 10-15 66.7%

New Mexico State 75 • 2-1, 0-0 WAC

Table with columns: Player, Total (FG-FGA, 3-Ptr), Rebounds (Off, Def, Tot), PF, TP, A TO Blk, Stl, Min. Includes player stats for Jones, Jemerrio, Wilkins, Johnathon, Harris, AJ, N'Dir, Sidy, Lofton, Zach, Buchanan, Shunn, Stewart, Wayne, Hadley, Gabe, Miles, Kortrijk, Garza, Joe, Chuha, Eli, Gordon, Leston, McCants, Johnny, and Team.

FG % 1st Half: 12-34 35.3% 2nd half: 13-30 43.3% Game: 25-64 39.1%
3FG % 1st Half: 1-9 11.1% 2nd half: 3-11 27.3% Game: 4-20 20.0%
FT % 1st Half: 6-10 60.0% 2nd half: 15-19 78.9% Game: 21-29 72.4%

Officials: Larry Spaulding, Mike Reed, Tommy Nunez
Technical fouls: New Mexico-SIMONS, Troy 2; TEAM. New Mexico State-Jones, Jemerrio; Buchanan, Shunn.
Attendance: 6839
1st half - 2:31: Technical Foul #1 (NMSU), #31 (UNM)
2nd half - 6:07: Technical Foul #10 (NMSU), #31 (UNM) - #31 for UNM ejected.
2nd half - 2:04: Technical Foul UNM Head Coach

Score by periods table with columns: 1st, 2nd, Total. Rows for New Mexico and New Mexico State.

GAME 4: NEW MEXICO 96, TENNESSEE TECH 104
TUES., NOV. 21, 2017 | ALBUQUERQUE, N.M. | 9,703

Tennessee Tech 104 • 4-1

Table with columns: Player, Total (FG-FGA, 3-Ptr), Rebounds (Off, Def, Tot), PF, TP, A TO Blk, Stl, Min. Includes player stats for Phillips, Curtis, ALEXANDER, Courtney, Ramsey, Mason, JUGOVIC, Aleksa, MACK, Kajon, CALHOUN, Shaq, HENRY, Micaiah, CROSLAND, Cade, OMLADIC, Domen, and Team.

FG % 1st Half: 17-34 50.0% 2nd half: 17-27 63.0% Game: 34-61 55.7%
3FG % 1st Half: 7-13 53.8% 2nd half: 5-9 55.6% Game: 12-22 54.5%
FT % 1st Half: 10-14 71.4% 2nd half: 14-18 77.8% Game: 24-32 75.0%

New Mexico 96 • 2-2

Table with columns: Player, Total (FG-FGA, 3-Ptr), Rebounds (Off, Def, Tot), PF, TP, A TO Blk, Stl, Min. Includes player stats for FURSTINGER, Joe, KUIPER, Dane, McNEAL, Chris, LOGWOOD, Sam, JACKSON, Antino, MALLUACH, Makuach, SIMMONS, Jachai, PINCHUK, Vladimir, SIMONS, Troy, MATHIS, Anthony, and Team.

FG % 1st Half: 15-35 42.9% 2nd half: 13-34 38.2% Game: 28-69 40.6%
3FG % 1st Half: 8-22 36.4% 2nd half: 8-17 47.1% Game: 16-39 41.0%
FT % 1st Half: 17-21 81.0% 2nd half: 7-8 87.5% Game: 24-29 82.8%

Officials: David Hall, Keith Kimble, Bob Staffen
Technical fouls: Tennessee Tech-ALEXANDER, Courtney. New Mexico-None.
Attendance: 9703

Score by periods table with columns: 1st, 2nd, Total. Rows for Tennessee Tech and New Mexico.

2018-19 LOBO BASKETBALL



GM #5: NEW MEXICO 67, TCU 69
FRI., NOV. 24, 2017 | NICEVILLE, FLA. | 1,000



New Mexico 67 • 2-3

#	Player	Total			3-Ptr			Rebounds		PF	TP	A	TO	Blk	Stl	Min
		FG-FGA	FG-FGA	FT-FTA	Off	Def	Off	Def	Tot							
01	McNEAL, Chris	5-16	2-10	0-0	1	3	4	3	12	2	2	0	1			28
02	LOGWOOD, Sam	10-21	0-1	7-8	2	4	6	3	27	1	2	0	0			32
05	FURSTINGER, Joe	2-6	0-2	2-2	1	6	7	4	6	2	0	3	0			24
14	KUIPER, Dane	0-1	0-1	2-2	0	2	2	3	2	0	0	0	0			16
31	SIMONS, Troy	2-9	1-5	0-0	1	0	1	2	5	1	0	0	3			22
03	JACKSON, Antino	4-9	3-7	1-2	0	4	4	1	12	1	1	0	0			24
10	MALUACH, Makuach	0-1	0-1	0-0	1	0	1	1	0	1	2	0	0			10
11	SIMMONS, Jachai	0-0	0-0	0-0	1	0	1	1	0	1	0	2	1			14
15	PINCHUK, Vladimir	0-1	0-0	3-4	1	0	1	0	3	0	1	0	0			16
32	MATHIS, Anthony	0-3	0-3	0-0	0	1	1	1	0	0	0	0	0			14
	Team					4	3	7								
	Totals	23-67	6-30	15-18	12	23	35	19	67	8	9	3	7	200		

FG % 1st Half: 13-36 36.1% 2nd half: 10-31 32.3% Game: 23-67 34.3%
 3FG % 1st Half: 3-16 18.8% 2nd half: 3-14 21.4% Game: 6-30 20.0%
 FT % 1st Half: 4-6 66.7% 2nd half: 11-12 91.7% Game: 15-18 83.3%

TCU 69 • 5-0

#	Player	Total			3-Ptr			Rebounds		PF	TP	A	TO	Blk	Stl	Min
		FG-FGA	FG-FGA	FT-FTA	Off	Def	Off	Def	Tot							
00	Fisher,Jaylen	5-11	0-2	0-0	0	3	3	2	10	5	3	0	3			32
01	Bane,Desmond	5-8	1-2	0-2	0	2	2	4	11	1	1	1	0			27
10	Brodziansky,Vlad	3-4	1-2	1-2	2	1	3	1	8	0	4	1	0			24
15	Miller,Jd	3-7	0-2	1-4	2	4	6	3	7	1	2	5	0			26
34	Williams,Kenrich	9-16	2-3	3-3	5	12	17	1	23	2	1	2	1			36
02	Olden,Shawn	0-1	0-1	0-0	0	0	0	0	0	0	0	0	0			5
12	Noi,Kouat	0-2	0-0	0-0	1	2	3	4	0	1	0	0	0			14
23	Hamdy,Ahmed	3-4	0-0	2-3	2	2	4	2	8	0	2	0	0			13
25	Robinson,Alex	0-6	0-2	2-3	1	2	3	2	2	4	3	0	0			23
	Team					0	5	5								
	Totals	28-59	4-14	9-17	13	33	46	19	69	14	16	9	4	200		

FG % 1st Half: 18-34 52.9% 2nd half: 10-25 40.0% Game: 28-59 47.5%
 3FG % 1st Half: 2-7 28.6% 2nd half: 2-7 28.6% Game: 4-14 28.6%
 FT % 1st Half: 2-2 100.0% 2nd half: 7-15 46.7% Game: 9-17 52.9%

Officials: John Higgins, Pat Adams, John Gaffney
 Technical fouls: New Mexico-None. TCU-None.
 Attendance: 1000

Score by periods	1st	2nd	Total
New Mexico	33	34	67
TCU	40	29	69



GM #6: NEW MEXICO 65, MARYLAND 80
SAT., NOV. 25, 2017 | NICEVILLE, FLA. | 1,250



New Mexico 65 • 2-4

#	Player	Total			3-Ptr			Rebounds		PF	TP	A	TO	Blk	Stl	Min
		FG-FGA	FG-FGA	FT-FTA	Off	Def	Off	Def	Tot							
01	McNEAL, Chris	6-14	2-6	5-5	0	0	0	3	19	2	2	0	1			29
02	LOGWOOD, Sam	2-5	0-0	4-4	0	2	2	4	8	2	5	0	1			23
05	FURSTINGER, Joe	0-0	0-0	0-0	0	1	1	4	0	0	1	0	0			16
14	KUIPER, Dane	1-7	0-3	0-0	4	4	8	0	2	2	0	0	1			20
31	SIMONS, Troy	1-7	1-5	2-2	1	0	1	5	5	2	0	1	1			22
03	JACKSON, Antino	0-10	0-7	2-2	0	0	0	0	2	3	0	0	1			16
10	MALUACH, Makuach	2-4	1-1	1-1	3	0	3	2	6	0	3	0	0			17
11	SIMMONS, Jachai	3-6	1-2	0-0	1	3	4	2	7	0	1	1	2			16
15	PINCHUK, Vladimir	2-4	0-0	0-0	1	2	3	1	4	0	1	0	0			24
32	MATHIS, Anthony	4-6	4-5	0-0	0	0	0	5	12	1	0	0	0			17
	Team					3	3	6								
	Totals	21-63	9-29	14-14	13	15	28	26	65	12	13	2	7	200		

FG % 1st Half: 9-31 29.0% 2nd half: 12-32 37.5% Game: 21-63 33.3%
 3FG % 1st Half: 4-12 33.3% 2nd half: 5-17 29.4% Game: 9-29 31.0%
 FT % 1st Half: 6-6 100.0% 2nd half: 8-8 100.0% Game: 14-14 100.0%

Maryland 80 • 6-1

#	Player	Total			3-Ptr			Rebounds		PF	TP	A	TO	Blk	Stl	Min
		FG-FGA	FG-FGA	FT-FTA	Off	Def	Off	Def	Tot							
21	Jackson,Justin	4-12	0-1	8-8	4	3	7	1	16	1	4	0	1			28
15	Cekovsky,Michal	3-5	0-0	2-2	0	5	5	3	8	0	1	2	0			18
01	Cowan,Anthony	6-8	2-3	7-8	0	0	0	4	21	2	8	0	0			35
04	Huerter,Kevin	3-7	2-4	0-0	2	8	10	3	8	6	4	1	0			28
05	Wiley,Dion	3-3	2-2	1-2	0	3	3	0	9	4	1	0	1			24
00	Obi,Sean	0-0	0-0	0-0	0	1	1	0	0	0	0	0	0			4
10	Morsell,Darryl	0-0	0-0	0-0	0	0	0	0	0	0	0	0	0			4
11	Nickens,Jared	2-5	2-5	1-2	0	1	1	2	7	1	0	0	1			23
12	Mona,Reese	0-0	0-0	0-0	0	0	0	1	0	0	0	0	0			3
13	Bender,Ivan	1-1	0-0	0-0	0	0	0	0	2	1	0	0	0			10
20	Valmon,Travis	0-0	0-0	0-0	0	0	0	0	0	0	1	0	0			2
23	Fernando,Bruno	2-5	0-0	5-5	1	8	9	1	9	0	2	3	0			19
24	Terrill,Andrew	0-0	0-0	0-0	0	0	0	0	0	0	0	0	0			1
33	Tomaic,Joshua	0-0	0-0	0-0	0	0	0	1	0	0	1	0	0			1
	Team					2	2	2								
	Totals	24-46	8-15	24-27	9	29	38	18	80	15	22	6	3	200		

FG % 1st Half: 15-27 55.6% 2nd half: 9-19 47.4% Game: 24-46 52.2%
 3FG % 1st Half: 7-12 58.3% 2nd half: 1-3 33.3% Game: 8-15 53.3%
 FT % 1st Half: 9-10 90.0% 2nd half: 15-17 88.2% Game: 24-27 88.9%

Officials: Steve Olson, Doug Shows, Pat Adams
 Technical fouls: New Mexico-None. Maryland-None.
 Attendance: 1250

Score by periods	1st	2nd	Total
New Mexico	28	37	65
Maryland	46	34	80



GM #7: NEW MEXICO 78, EVANSVILLE 59
WED., NOV. 29, 2017 | ALBUQUERQUE, N.M. | 8,943



Evansville 59 • 5-2

#	Player	Total			3-Ptr			Rebounds		PF	TP	A	TO	Blk	Stl	Min
		FG-FGA	FG-FGA	FT-FTA	Off	Def	Off	Def	Tot							
14	Chatkevicius, Dainiu	1-3	0-0	1-2	4	4	8	2	3	0	0	2	1			23
50	Simmons, Blake	3-12	2-6	1-2	0	3	3	1	9	1	3	0	1			35
12	Smith, Dru	2-3	1-1	5-5	1	3	4	4	10	1	5	0	0			26
20	Gibson, Duane	3-6	0-0	0-0	0	2	2	4	6	4	7	1	3			27
35	Frederking, Noah	2-8	0-5	3-3	1	1	2	1	7	0	1	0	0			32
01	Hill, Marty	2-4	0-0	0-0	2	5	7	1	4	1	2	0	0			16
10	Kuhlman, Evan	1-2	0-0	0-0	1	0	1	0	2	0	0	0	0			6
15	Traore, Dalen	2-4	0-0	1-1	3	1	4	1	5	0	0	0	0			13
33	Riley, K.J.	3-7	0-1	7-10	0	1	1	3	13	1	0	0	1			16
35	Hall, John	0-3	0-0	0-0	1	1	2	0	0	0	1	0	0			6
	Team					2	3	5								
	Totals	19-52	3-13	18-23	15	24	39	17	59	8	21	3	6	200		

FG % 1st Half: 10-30 33.3% 2nd half: 9-22 40.9% Game: 19-52 36.5%
 3FG % 1st Half: 0-6 0.0% 2nd half: 3-7 42.9% Game: 3-13 23.1%
 FT % 1st Half: 7-9 77.8% 2nd half: 11-14 78.6% Game: 18-23 78.3%

New Mexico 78 • 3-4

#	Player	Total			3-Ptr			Rebounds		PF	TP	A	TO	Blk	Stl	Min
		FG-FGA	FG-FGA	FT-FTA	Off	Def	Off	Def	Tot							
02	LOGWOOD, Sam	6-9	0-0	2-2	1	4	5	3	14	1	4	0	0			22
05	FURSTINGER, Joe	1-5	0-2	0-0	0	5	5	3	2	6	1	2	1			22
01	McNEAL, Chris	5-8	2-4	1-1	0	2	2	2	13	1	1	0	2			29
14	KUIPER, Dane	2-6	2-4	0-0	1	3	4	1	6	0	1	0	2			23
31	SIMONS, Troy	4-8	4-7	2-2	0	0	0	1	14	0	0	0	3			21
03	JACKSON, Antino	0-4	0-2	2-3	1	3	4	2	2	10	1	0	0			18
10	MALUACH, Makuach	5-6	0-1	0-1	2	1	3	3	10	3	2	1	0			17
11	SIMMONS, Jachai	1-5	1-3	0-0	0	0	0	0	3	2	0	0	0			12
15	PINCHUK, Vladimir	2-4	0-0	0-0	0	3	3	4	0	0	1	1	1			18
32	MATHIS, Anthony	4-6	2-4	0-0	0	0	0	3	10	0	0	0				



GM #9: NEW MEXICO 57, COLORADO 75 WED., DEC. 6, 2017 | BOULDER, COLO. | 6,610



New Mexico 57 • 3-6

Table with 14 columns: # Player, Total, 3-Ptr, Rebounds, PF, TP, A TO Blk Stl, Min. Includes player stats for McNEAL, LOGWOOD, JACKSON, FURSTINGER, SIMONS, MALUACH, SIMMONS, KUIPER, PINCHUK, MATHIS.

FG % 1st Half: 12-37 32.4% 2nd half: 9-34 26.5% Game: 21-71 29.6% Deadball Rebounds 2
3FG % 1st Half: 6-16 37.5% 2nd half: 3-15 20.0% Game: 9-31 29.0%
FT % 1st Half: 3-6 50.0% 2nd half: 3-10 30.0% Game: 6-16 37.5%

Colorado 75 • 7-1

Table with 14 columns: # Player, Total, 3-Ptr, Rebounds, PF, TP, A TO Blk Stl, Min. Includes player stats for Brown, Deleone, Nikolich, Lazar, King, George, Wright, McKinley, Walton, Dallas, Schwartz, D'Shawn, Bey, Tyler, Wright, Namon, Collier, Dominique, Siewert, Lucas.

FG % 1st Half: 12-26 46.2% 2nd half: 14-26 53.8% Game: 26-52 50.0% Deadball Rebounds 4
3FG % 1st Half: 4-8 50.0% 2nd half: 5-7 71.4% Game: 9-15 60.0%
FT % 1st Half: 7-12 58.3% 2nd half: 7-10 70.0% Game: 14-22 63.6%

Officials: Verne Harris, Gregory Nixon, Michael Greenstein
Technical fouls: New Mexico-None, Colorado-None.
Attendance: 6610

Score by periods table with columns: 1st, 2nd, Total. Rows for New Mexico and Colorado.



GM #10: NEW MEXICO 62, NM STATE 65 SAT., DEC. 9, 2017 | ALBUQUERQUE, N.M. | 12,768



New Mexico State 65 • 7-2

Table with 14 columns: # Player, Total, 3-Ptr, Rebounds, PF, TP, A TO Blk Stl, Min. Includes player stats for Jones, Jemmerio, Wilkins, Johnathon, Harris, AJ, N'Dir, Sidy, Lofton, Zach, Jones, Keyon, Buchanan, Shunn, Chuha, Eli, McCants, Johnny.

FG % 1st Half: 13-33 39.4% 2nd half: 13-28 46.4% Game: 26-61 42.6% Deadball Rebounds 2
3FG % 1st Half: 4-12 33.3% 2nd half: 0-8 0.0% Game: 4-20 20.0%
FT % 1st Half: 5-8 62.5% 2nd half: 4-10 40.0% Game: 9-18 50.0%

New Mexico 62 • 3-7

Table with 14 columns: # Player, Total, 3-Ptr, Rebounds, PF, TP, A TO Blk Stl, Min. Includes player stats for FURSTINGER, Joe, MALUACH, Makuach, JACKSON, Antino, SIMMONS, Jachai, SIMONS, Troy, McNEAL, Chris, KUIPER, Dane, PINCHUK, Vladimir, MATHIS, Anthony.

FG % 1st Half: 11-27 40.7% 2nd half: 10-27 37.0% Game: 21-54 38.9% Deadball Rebounds 0
3FG % 1st Half: 5-14 35.7% 2nd half: 3-14 21.4% Game: 8-28 28.6%
FT % 1st Half: 6-7 85.7% 2nd half: 6-10 60.0% Game: 12-17 70.6%

Officials: David Hall, Eric Curry, Shawn Lehig
Technical fouls: New Mexico State-None, New Mexico-None.
Attendance: 12768

Score by periods table with columns: 1st, 2nd, Total. Rows for New Mexico State and New Mexico.



GM #11: NEW MEXICO 73, ARIZONA 89 SAT., DEC. 16, 2017 | ALBUQUERQUE, N.M. | 13,207



Arizona 89 • 8-3

Table with 14 columns: # Player, Total, 3-Ptr, Rebounds, PF, TP, A TO Blk Stl, Min. Includes player stats for Ristic, Dusan, Ayton, Deandre, Jackson-Cartwright, P, Alkins, Rawle, Trier, Allonzo, Smith, Dylan, Randolph, Brandon, Lee, Ira, Pinder, Keanu.

FG % 1st Half: 17-24 70.8% 2nd half: 15-26 57.7% Game: 32-50 64.0% Deadball Rebounds 2
3FG % 1st Half: 6-7 85.7% 2nd half: 3-6 50.0% Game: 9-13 69.2%
FT % 1st Half: 9-10 90.0% 2nd half: 7-11 63.6% Game: 16-21 76.2%

New Mexico 73 • 3-8

Table with 14 columns: # Player, Total, 3-Ptr, Rebounds, PF, TP, A TO Blk Stl, Min. Includes player stats for FURSTINGER, Joe, KUIPER, Dane, JACKSON, Antino, MALUACH, Makuach, SIMMONS, Jachai, McNEAL, Chris, LOGWOOD, Sam, PINCHUK, Vladimir, SIMONS, Troy, MATHIS, Anthony.

FG % 1st Half: 12-29 41.4% 2nd half: 12-33 36.4% Game: 24-62 38.7% Deadball Rebounds 2
3FG % 1st Half: 5-14 35.7% 2nd half: 7-20 35.0% Game: 12-34 35.3%
FT % 1st Half: 4-4 100.0% 2nd half: 9-10 90.0% Game: 13-14 92.9%

Officials: Verne Harris, Randy McCall, Mike Reed
Technical fouls: Arizona-Jackson-Cartwright, P, New Mexico-FURSTINGER, Joe.
Attendance: 13207

Score by periods table with columns: 1st, 2nd, Total. Rows for Arizona and New Mexico.



GM #12: NEW MEXICO 78, RICE 69 TUES., DEC. 19, 2017 | ALBUQUERQUE, N.M. | 9,415



Rice 69 • 3-9

Table with 14 columns: # Player, Total, 3-Ptr, Rebounds, PF, TP, A TO Blk Stl, Min. Includes player stats for OSBORNE, Malik, CASHAW, Connor, ADAMS, Ako, LESTER, Miles, MENCY, Bishop, MARTIN, Robert, HUNTER, Najja, HARRISON, Tim.

FG % 1st Half: 16-30 53.3% 2nd half: 11-32 34.4% Game: 27-62 43.5% Deadball Rebounds 2
3FG % 1st Half: 3-11 27.3% 2nd half: 3-15 20.0% Game: 6-26 23.1%
FT % 1st Half: 3-3 100.0% 2nd half: 6-10 60.0% Game: 9-13 69.2%

New Mexico 78 • 4-8

Table with 14 columns: # Player, Total, 3-Ptr, Rebounds, PF, TP, A TO Blk Stl, Min. Includes player stats for KUIPER, Dane, PINCHUK, Vladimir, JACKSON, Antino, MALUACH, Makuach, MATHIS, Anthony, McNEAL, Chris, LOGWOOD, Sam, FURSTINGER, Joe, SIMMONS, Jachai, SIMONS, Troy.

FG % 1st Half: 15-32 46.9% 2nd half: 10-30 33.3% Game: 25-62 40.3% Deadball Rebounds 2
3FG % 1st Half: 5-18 27.8% 2nd half: 4-13 30.8% Game: 9-31 29.0%
FT % 1st Half: 8-9 88.9% 2nd half: 11-14 78.6% Game: 19-23 82.6%

Officials: Eric Curry, Rick Hartzell, Kelly Self
Technical fouls: Rice-None, New Mexico-None.
Attendance: 9415

Score by periods table with columns: 1st, 2nd, Total. Rows for Rice and New Mexico.

GM #13: NEW MEXICO 87, PRAIRIE VIEW A&M 78
FRI., DEC. 22, 2017 | ALBUQUERQUE, N.M. | 9,423

GM #14: NEW MEXICO 87, AIR FORCE 58
WED., DEC. 27, 2017 | ALBUQUERQUE, N.M. | 10,514

Prairie View A&M 78 • 2-11

#	Player	Total			3-Ptr			Rebounds			PF	TP	A	TO	Blk	Stl	Min
		FG	FGA	FT	FTA	FG	FGA	FT	FTA	Off							
13	Iwin Ellis	f	4-4	0-0	0-0	1	4	5	2	8	1	1	1	0	24		
14	Zachary Hamilton	f	11-17	5-7	4-5	2	3	5	1	31	0	0	0	1	28		
12	J.D. Wallace	c	2-2	0-0	0-0	1	1	2	2	4	0	0	3	4	30		
03	Gary Blackston	g	2-8	1-2	4-5	1	2	3	3	9	6	3	0	1	30		
11	Dennis Jones	g	7-10	1-1	0-5	0	0	0	4	15	8	6	0	2	30		
00	Troy Thompson	g	0-2	0-2	0-0	0	0	0	0	0	0	0	0	0	4		
01	Keion Alexander	g	0-0	0-0	0-0	0	1	1	2	0	0	1	2	1	9		
04	Juan Hood	g	0-1	0-0	0-0	0	0	0	0	0	0	0	0	0	0+		
21	Shay'Rone Jett	g	0-3	0-1	0-0	1	0	1	2	0	0	1	0	0	3		
22	Shaquille Preston	g	2-7	0-2	0-0	2	4	6	3	4	1	3	0	0	22		
30	Austin Starr	g	2-4	2-3	1-2	1	2	3	3	7	1	1	0	1	20		
Team						0	3	3									
Totals			30-58	9-18	9-17	9	20	29	22	78	17	16	6	10	200		

FG % 1st Half: 15-28 53.6% 2nd half: 15-30 50.0% Game: 30-58 51.7%
 3FG % 1st Half: 4-7 57.1% 2nd half: 5-11 45.5% Game: 9-18 50.0%
 FT % 1st Half: 7-13 53.8% 2nd half: 2-4 50.0% Game: 9-17 52.9%

New Mexico 87 • 5-8

#	Player	Total			3-Ptr			Rebounds			PF	TP	A	TO	Blk	Stl	Min
		FG	FGA	FT	FTA	FG	FGA	FT	FTA	Off							
05	FURSTINGER, Joe	f	4-8	0-1	12-12	4	6	10	0	20	4	1	0	0	0	32	
15	PINCHUK, Vladimir	f	1-1	0-0	0-1	1	1	2	2	2	1	0	0	0	15		
03	JACKSON, Antino	g	6-11	4-8	1-2	0	2	2	2	17	3	2	0	1	19		
11	SIMMONS, Jachai	g	2-5	1-3	1-2	0	0	0	2	6	4	0	1	1	21		
31	SIMONS, Troy	g	3-10	2-6	0-0	3	1	4	1	8	2	1	1	2	28		
01	McNEAL, Chris	g	2-7	1-5	0-0	0	0	0	2	5	1	3	0	0	23		
02	LOGWOOD, Sam	g	4-7	0-0	0-0	1	3	4	2	8	1	4	0	1	20		
10	MALUACH, Makuach	g	0-1	0-1	4-4	1	2	3	0	4	0	1	1	1	13		
14	KUIPER, Dane	g	5-7	3-4	1-1	0	4	4	3	14	0	2	0	1	19		
32	MATHIS, Anthony	g	1-3	0-2	1-2	1	2	3	2	3	1	0	0	0	10		
Team						4	3	7									
Totals			28-60	11-30	20-24	15	24	39	16	87	17	14	3	7	200		

FG % 1st Half: 14-29 48.3% 2nd half: 14-31 45.2% Game: 28-60 46.7%
 3FG % 1st Half: 4-13 30.8% 2nd half: 7-17 41.2% Game: 11-30 36.7%
 FT % 1st Half: 17-19 89.5% 2nd half: 3-5 60.0% Game: 20-24 83.3%

Officials: Mike Scyphers, Gerry Pollard, Winston Stith
 Technical fouls: Prairie View A&M-None. New Mexico-None.
 Attendance: 9423

Score by periods	1st	2nd	Total
Prairie View A&M	41	37	78
New Mexico	49	38	87

Air Force 58 • 6-7, 0-1 MW

#	Player	Total			3-Ptr			Rebounds			PF	TP	A	TO	Blk	Stl	Min
		FG	FGA	FT	FTA	FG	FGA	FT	FTA	Off							
12	SCOTTIE, Lavelle	f	5-8	0-2	2-3	1	1	2	2	12	0	4	0	0	17		
32	MANNING, Ryan	f	0-3	0-2	0-0	0	4	4	2	0	4	0	2	0	15		
33	TOOHEY, Frank	c	0-2	0-1	3-4	2	4	6	1	3	0	0	1	0	18		
03	TOMES, Sid	g	0-4	0-3	3-4	1	1	2	0	3	1	0	0	1	20		
20	LYONS, Trevor	g	2-6	0-0	0-2	0	1	1	4	4	1	2	0	0	24		
00	MORRIS, Caleb	g	1-3	0-0	0-0	1	1	2	0	2	0	0	0	0	4		
01	NORMAN, Dane	g	0-0	0-0	0-0	1	1	2	1	0	0	2	0	0	4		
02	SIPLES, CJ	g	2-4	0-1	0-0	0	1	1	0	4	3	3	0	2	19		
05	JOYCE, Chris	g	0-0	0-0	1-2	1	0	1	0	1	0	1	0	0	4		
13	BROWN, LeSean	g	0-2	0-0	0-0	0	0	0	0	0	0	1	0	0	5		
15	VAN, Jacob	g	1-4	1-2	0-0	0	1	1	1	3	0	0	0	0	13		
22	LOUDER, Pervis	g	3-5	0-1	0-1	0	1	1	0	6	1	1	0	0	15		
30	DEWANE, Jonathan	g	3-4	0-0	2-3	3	0	3	0	8	0	0	0	0	7		
34	SWAN, Ryan	g	3-8	1-2	0-1	1	3	4	2	7	0	0	1	1	17		
44	VAN SOELEN, Keaton	g	2-5	1-2	0-0	2	4	6	2	5	0	2	0	0	18		
Team						2	1	3									
Totals			22-58	3-16	11-20	15	24	39	15	58	7	17	2	4	200		

FG % 1st Half: 8-25 32.0% 2nd half: 14-33 42.4% Game: 22-58 37.9%
 3FG % 1st Half: 2-9 22.2% 2nd half: 1-7 14.3% Game: 3-16 18.8%
 FT % 1st Half: 2-2 100.0% 2nd half: 9-18 50.0% Game: 11-20 55.0%

New Mexico 87 • 6-8, 1-0 MW

#	Player	Total			3-Ptr			Rebounds			PF	TP	A	TO	Blk	Stl	Min
		FG	FGA	FT	FTA	FG	FGA	FT	FTA	Off							
14	KUIPER, Dane	f	4-7	3-5	2-2	0	4	4	3	13	2	0	0	3	25		
15	PINCHUK, Vladimir	f	0-0	0-0	0-0	0	1	1	4	0	0	1	1	0	14		
01	McNEAL, Chris	g	3-8	1-6	0-0	0	4	4	1	7	4	1	0	0	22		
10	MALUACH, Makuach	g	2-4	1-3	2-2	1	2	3	1	7	1	1	0	1	18		
31	SIMONS, Troy	g	1-9	0-5	0-0	0	1	1	2	2	2	0	0	0	18		
02	LOGWOOD, Sam	g	3-10	1-2	3-4	0	4	4	2	10	0	1	0	0	22		
03	JACKSON, Antino	g	4-5	2-3	0-0	0	2	2	1	10	9	1	0	1	25		
05	FURSTINGER, Joe	g	5-7	0-0	2-3	6	12	12	2	12	3	1	2	1	26		
11	SIMMONS, Jachai	g	6-7	3-4	0-0	0	2	2	2	15	0	0	1	3	19		
32	MATHIS, Anthony	g	3-5	3-5	2-3	0	1	2	11	2	11	0	0	0	11		
Team						0	0	0									
Totals			31-62	14-33	11-14	7	27	34	20	87	21	8	4	9	200		

FG % 1st Half: 12-32 37.5% 2nd half: 19-30 63.3% Game: 31-62 50.0%
 3FG % 1st Half: 4-17 23.5% 2nd half: 10-16 62.5% Game: 3-16 18.8%
 FT % 1st Half: 8-10 80.0% 2nd half: 3-4 75.0% Game: 11-14 78.6%

Officials: John Higgins, Tony Padilla, Kelly Self
 Technical fouls: Air Force-None. New Mexico-None.
 Attendance: 10514

Score by periods	1st	2nd	Total
Air Force	20	38	58
New Mexico	36	51	87

GM #15: NEW MEXICO 74, NEVADA 77
SAT., DEC. 30, 2017 | RENO, NEV. | 9,530

GM #16: NEW MEXICO 62, BOISE STATE 90
WED., JAN. 3, 2018 | BOISE, IDAHO | 7,557

New Mexico 74 • 6-9 (1-1 MW)

#	Player	Total			3-Ptr			Rebounds			PF	TP	A	TO	Blk	Stl	Min
		FG	FGA	FT	FTA	FG	FGA	FT	FTA	Off							
05	FURSTINGER, Joe	f	3-5	0-0	4-6	3	7	10	5	10	4	0	1	0	28		
11	SIMMONS, Jachai	f	1-4	1-4	2-2	0	3	3	1	5	0	0	1	1	20		
15	PINCHUK, Vladimir	c	0-0	0-0	0-0	0	1	1	1	0	0	0	0	0	12		
03	JACKSON, Antino	g	4-9	3-6	1-1	0	2	2	3	12	8	2	0	0	28		
14	KUIPER, Dane	g	1-2	0-0	0-0	1	2	3	4	2	0	1	0	0	14		
01	McNEAL, Chris	g	3-8	1-6	0-0	0	2	2	0	7	2	1	0	0	20		
02	LOGWOOD, Sam	g	6-10	0-0	0-0	2	4	6	3	12	0	5	0	0	30		
10	MALUACH, Makuach	g	2-4	1-2	0-0	0	1	1	1	5	0	2	0	0	10		
31	SIMONS, Troy	g	2-10	0-6	0-0	1	0	1	2	4	0	2	0	1	19		
32	MATHIS, Anthony	g	5-11	5-8	2-2	1	4	5	0	17	1	0	0	0	19		
Team						6	1	7									
Totals			27-63	11-32	9-11	14	27	41	20	74	15	14	2	2	200		

FG % 1st Half: 12-36 33.3% 2nd half: 15-27 55.6% Game: 27-63 42.9%
 3FG % 1st Half: 5-19 26.3% 2nd half: 6-13 46.2% Game: 11-32 34.4%
 FT % 1st Half: 5-6 83.3% 2nd half: 4-5 80.0% Game: 9-11 81.8%

Nevada 77 • 13-3 (2-0 MW)

#	Player	Total			3-Ptr			Rebounds			PF	TP	A	TO	Blk	Stl	Min
		FG	FGA	FT	FTA	FG	FGA	FT	FTA	Off							
10	MARTIN, Caleb	f	9-15	3-7	3-6	0											



GM #17: NEW MEXICO 80, SAN JOSÉ STATE 47
SAT., JAN. 6, 2018 | ALBUQUERQUE, N.M. | 10,799



San Jose State 47 • 3-12, 0-4 MW

#	Player	Total			3-Ptr			Rebounds			PF	TP	A	TO	Blk	Stl	Min
		FG-FGA	FG-FGA	FT-FTA	FG-FGA	FG-FGA	FT-FTA	Off	Def	Tot							
05	FISHER, Keith	f	2-3	0-0	0-0	0	3	3	4	4	0	4	0	1	1	14	
32	WELAGE, Ryan	f	6-19	2-4	3-3	3	4	7	2	17	2	5	0	0	0	37	
41	CHASTAIN, Ashtin	c	2-6	0-0	1-4	3	4	7	4	5	0	0	0	0	0	24	
10	NICHOLS, Isaiah	g	1-5	0-3	0-0	0	4	4	2	2	3	1	0	1	1	26	
20	BAUMANN, Noah	g	1-3	1-2	0-0	1	1	2	0	3	0	4	0	0	0	23	
02	CARLISLE, Nai	c	2-3	0-0	0-0	0	0	0	4	0	4	1	0	0	0	13	
12	SIMMONS, Caleb	g	0-0	0-0	2-4	0	1	1	1	2	1	2	0	0	0	9	
13	BARRY, Omar	g	0-0	0-0	1-2	0	4	4	3	1	0	0	0	1	1	16	
23	MITCHELL, Brandon	g	0-3	0-1	0-0	0	1	1	1	0	1	2	1	0	0	15	
25	HILLSMAN, Jaycee	g	0-2	0-1	9-11	1	1	2	2	9	0	1	1	0	0	23	
	Team					2	1	3									
	Totals		14-44	3-11	16-24	10	24	34	19	47	7	20	1	3	200		

FG % 1st Half: 7-23 30.4% 2nd half: 7-21 33.3% Game: 14-44 31.8% Deadball Rebounds
 3FG % 1st Half: 2-5 40.0% 2nd half: 1-6 16.7% Game: 4-12 33.3% 5
 FT % 1st Half: 7-11 63.6% 2nd half: 9-13 69.2% Game: 16-24 66.7%

New Mexico 80 • 7-10, 2-2 MW

#	Player	Total			3-Ptr			Rebounds			PF	TP	A	TO	Blk	Stl	Min
		FG-FGA	FG-FGA	FT-FTA	FG-FGA	FG-FGA	FT-FTA	Off	Def	Tot							
05	FURSTINGER, Joe	f	3-5	1-2	3-4	1	8	9	3	10	4	1	2	5	31		
14	KUIPER, Dane	f	1-9	1-8	1-2	0	1	1	3	4	3	0	0	0	28		
15	PINCHUK, Vladimir	f	2-4	0-0	2-5	2	3	5	2	6	1	0	0	0	21		
03	JACKSON, Antino	g	4-6	3-5	0-0	0	0	0	4	11	7	2	0	3	21		
32	MATHIS, Anthony	g	4-10	2-8	2-2	1	5	6	4	12	1	0	0	0	23		
04	MCNEAL, Chris	g	4-11	2-8	2-4	0	1	1	0	12	4	2	0	0	32		
01	MONDRAGON, Mike	g	1-1	0-0	0-0	0	0	0	0	2	1	0	0	0	2		
10	MALUACH, Makuach	g	6-9	2-2	1-2	3	1	4	1	15	1	0	0	1	23		
11	SIMMONS, Jachai	g	3-5	2-3	0-0	3	1	4	1	8	1	0	0	1	19		
	Team					2	2	4			1						
	Totals		28-60	13-36	11-19	12	22	34	21	80	23	6	2	12	200		

FG % 1st Half: 14-33 42.4% 2nd half: 14-27 51.9% Game: 28-60 46.7% Deadball Rebounds
 3FG % 1st Half: 5-8 27.8% 2nd half: 8-18 44.4% Game: 13-36 36.1% 4,1
 FT % 1st Half: 6-8 75.0% 2nd half: 5-11 45.5% Game: 11-19 57.9%

Officials: Michael Greenstein, Michael Irving, Rick O'Neill
 Technical fouls: San Jose State-None. New Mexico-None.
 Attendance: 10799

Score by periods	1st	2nd	Total
San Jose State	23	24	47
New Mexico	39	41	80



GM #18: NEW MEXICO 75, WYOMING 66
WED., JAN. 10, 2018 | ALBUQUERQUE, N.M. | 9,846



Wyoming 66 • 11-6, 2-2 MW

#	Player	Total			3-Ptr			Rebounds			PF	TP	A	TO	Blk	Stl	Min
		FG-FGA	FG-FGA	FT-FTA	FG-FGA	FG-FGA	FT-FTA	Off	Def	Tot							
05	HERNDON, Alan	f	3-9	0-0	0-0	3	5	8	2	6	0	2	2	0	0	31	
20	DALTON, Hayden	f	4-10	2-3	0-0	1	7	8	5	10	3	2	1	2	33		
01	JAMES, Justin	g	11-18	2-6	7-8	0	3	3	3	31	3	4	0	1	35		
10	KELLEY, Cody	g	0-2	0-1	0-0	0	0	0	0	0	1	3	0	0	25		
12	MALDONADO, Hunter	g	2-3	0-0	0-0	0	2	2	4	4	0	0	0	1	23		
00	REDDING, Nyaires	g	1-3	0-1	0-0	0	0	0	1	2	0	1	0	0	10		
02	MOEMEKA, Andrew	g	1-1	0-0	1-1	0	0	0	3	0	0	1	0	0	11		
03	AKA GORSKI, Alexander	g	1-2	0-1	0-0	0	1	1	4	2	2	1	0	2	19		
24	ADAMS, Louis	g	3-5	0-0	2-3	0	0	0	2	8	0	5	1	1	13		
	Team					0	1	1									
	Totals		26-53	4-12	10-12	4	19	23	22	66	9	18	5	7	200		

FG % 1st Half: 13-29 44.8% 2nd half: 13-24 54.2% Game: 26-53 49.1% Deadball Rebounds
 3FG % 1st Half: 4-8 50.0% 2nd half: 0-4 0.0% Game: 4-12 33.3% 1,1
 FT % 1st Half: 2-2 100.0 2nd half: 8-10 80.0% Game: 10-12 83.3%

New Mexico 75 • 8-10, 3-2 MW

#	Player	Total			3-Ptr			Rebounds			PF	TP	A	TO	Blk	Stl	Min
		FG-FGA	FG-FGA	FT-FTA	FG-FGA	FG-FGA	FT-FTA	Off	Def	Tot							
05	FURSTINGER, Joe	f	6-11	1-2	4-7	0	10	10	4	17	4	4	2	0	33		
11	SIMMONS, Jachai	f	0-2	0-1	0-0	0	2	2	1	0	0	2	0	0	14		
14	KUIPER, Dane	f	0-1	0-1	0-0	0	6	6	0	0	1	1	1	1	29		
03	JACKSON, Antino	g	7-12	4-7	2-3	1	0	1	5	20	4	3	0	4	28		
10	MALUACH, Makuach	g	5-9	1-3	6-6	3	2	5	4	17	3	2	0	2	33		
01	MCNEAL, Chris	g	1-4	1-3	2-2	0	0	0	2	5	1	6	0	0	21		
15	PINCHUK, Vladimir	g	0-1	0-0	0-1	1	1	2	2	0	0	2	0	0	14		
32	MATHIS, Anthony	g	4-10	3-7	5-6	3	2	5	0	16	0	2	1	0	28		
	Team					2	1	3									
	Totals		23-50	10-24	19-25	10	24	34	18	75	13	20	6	7	200		

FG % 1st Half: 10-24 41.7% 2nd half: 13-26 50.0% Game: 23-50 46.0% Deadball Rebounds
 3FG % 1st Half: 5-14 35.7% 2nd half: 5-10 50.0% Game: 10-24 41.7% 3
 FT % 1st Half: 2-2 100.0 2nd half: 17-23 73.9% Game: 19-25 76.0%

Officials: Mike Reed, Steve Olson, Chris Rastatter
 Technical fouls: Wyoming-TEAM. New Mexico-None.
 Attendance: 9846

Score by periods	1st	2nd	Total
Wyoming	32	34	66
New Mexico	27	48	75



GM #19: NEW MEXICO 80, FRESNO STATE 89
SAT., JAN. 13, 2018 | FRESNO, CALIF. | 6,244



New Mexico 80 • 8-11, 3-3 MW

#	Player	Total			3-Ptr			Rebounds			PF	TP	A	TO	Blk	Stl	Min
		FG-FGA	FG-FGA	FT-FTA	FG-FGA	FG-FGA	FT-FTA	Off	Def	Tot							
14	KUIPER, Dane	f	2-6	2-6	0-0	0	3	3	6	3	1	0	0	0	27		
15	PINCHUK, Vladimir	f	1-2	0-0	2-2	1	1	2	1	4	0	0	0	0	11		
03	JACKSON, Antino	g	3-5	1-3	0-0	0	1	1	1	7	5	5	0	3	25		
10	MALUACH, Makuach	g	8-15	0-4	5-5	0	3	3	5	21	1	1	0	0	34		
32	MATHIS, Anthony	g	6-9	4-6	2-2	1	1	2	5	18	1	0	0	2	33		
01	MCNEAL, Chris	g	4-9	1-5	7-8	0	0	0	4	16	2	0	0	1	25		
05	FURSTINGER, Joe	g	4-7	0-0	0-2	1	7	8	1	8	3	2	2	0	31		
11	SIMMONS, Jachai	g	0-1	0-1	0-0	0	2	2	2	0	2	1	0	0	14		
	Team					1	2	3									
	Totals		28-54	8-25	16-19	4	20	24	22	80	17	10	2	6	200		

FG % 1st Half: 14-27 51.9% 2nd half: 14-27 51.9% Game: 28-54 51.9% Deadball Rebounds
 3FG % 1st Half: 4-13 30.8% 2nd half: 4-12 33.3% Game: 8-25 32.0% 1
 FT % 1st Half: 8-9 88.9% 2nd half: 8-10 80.0% Game: 16-19 84.2%

Fresno State 89 • 13-6, 3-3 MW

#	Player	Total			3-Ptr			Rebounds			PF	TP	A	TO	Blk	Stl	Min
		FG-FGA	FG-FGA	FT-FTA	FG-FGA	FG-FGA	FT-FTA	Off	Def	Tot							
11	WILLIAMS, Bryson	f	7-9	0-0	1-1	0	4	4	3	15	3	0	0	0	35		
20	BITTNER, Sam	f	1-2	1-1	0-0	1	2	3	2	3	2	1	0	1	19		
01	HOPKINS, Jaron	g	6-11	0-0	1-2	1	8	9	1	13	4	2	1	0	34		
21	TAYLOR, Deshon	g	5-9	3-5	9-12	0	4	4	2	22	4	3	0	1	34		
22	BOWLES, Ray	g	4-4	1-1	5-8	0	1	1	4	14	2	1	0	1	26		
05	TAYLOR, Jahmel	g	6-7	4-5	0-1	0	0	0	1	16	1	0	0	0	24		
32	GRIMES, Nate	g	0-0	0-0	0-0	0	5	5	4	0	0	0	2	0	15		
04	CARTER II, Terrell	g	3-7	0-0	0-0	0	0	0	4	6	0	1	1	0	13		
	Team					0	0	0									
	Totals		32-49	9-12	16-24	2	24	26	21	89	16	9	4	3	200		

FG % 1st Half: 18-26 69.2% 2nd half: 14-23 60.9% Game: 32-49 65.3% Deadball Rebounds
 3FG % 1st Half: 4-6 66.7% 2nd half: 5-6 83.3% Game: 9-12 75.0%

GM #21: NEW MEXICO 79, SAN DIEGO STATE 75
SAT., JAN. 20, 2018 | ALBUQUERQUE, N.M. | 11,418

San Diego State 75 • 11-7, 3-4 MW

#	Player	Total			3-Ptr			Rebounds			PF	TP	A	TO	Blk	Stl	Min
		FG	FGA	FT	FTA	Off	Def	Total	Off	Def							
05	MCDANIELS, Jalen	f	6-7	0-0	1-1	1	6	7	4	13	0	1	0	0	0	27	
11	MITCHELL, Matt	f	3-5	1-3	0-0	0	2	2	4	7	1	3	0	0	0	21	
21	POPE, Malik	f	5-10	0-1	6-7	3	5	8	1	16	0	1	4	0	0	31	
00	WATSON, Devin	g	5-10	2-3	4-5	1	2	3	3	16	7	3	0	1	3	33	
03	KELL, Trey	g	2-8	1-4	0-0	2	4	6	1	5	2	3	0	1	0	30	
10	MONTANA, Max	g	3-8	2-5	0-0	1	5	6	2	8	3	0	1	0	0	20	
20	SCHAKEL, Jordan	g	2-4	2-4	0-0	0	1	1	5	6	0	0	1	1	1	18	
24	NARAIN, Nolan	g	0-0	0-0	2-2	0	1	1	2	2	0	0	0	0	0	2	
42	HEMSLEY, Jeremy	g	1-4	0-1	0-0	1	1	2	2	2	0	1	0	0	0	16	
45	ROOKS, Kameron	g	0-0	0-0	0-0	0	0	0	1	0	0	0	0	0	0	2	
Team																	
Totals			27-61	8-21	13-15	12	28	40	25	75	13	12	6	3	2	200	

FG % 1st Half: 19-35 54.3% 2nd half: 8-26 30.8% Game: 27-61 44.3%
 3FG % 1st Half: 5-11 45.5% 2nd half: 3-10 30.0% Game: 8-21 38.1%
 FT % 1st Half: 5-5 100.0 2nd half: 8-10 80.0% Game: 13-15 86.7%

New Mexico 79 • 10-11, 5-3 MW

#	Player	Total			3-Ptr			Rebounds			PF	TP	A	TO	Blk	Stl	Min
		FG	FGA	FT	FTA	Off	Def	Total	Off	Def							
05	FURSTINGER, Joe	f	3-6	0-0	6-9	2	8	10	4	12	3	1	1	1	1	34	
11	SIMMONS, Jachai	f	0-2	0-0	0-1	4	1	5	2	0	0	0	0	1	0	17	
15	PINCHUK, Vladimir	f	0-0	0-0	1-2	1	1	2	0	1	0	2	1	0	0	17	
03	JACKSON, Antino	g	8-12	6-10	2-2	0	1	1	2	24	6	0	0	1	1	28	
32	MATHIS, Anthony	g	7-12	4-7	3-3	0	5	3	21	0	0	0	0	1	34		
01	McNEAL, Chris	g	2-6	2-3	0-1	0	1	1	3	6	3	1	0	0	0	17	
04	MONDRAGON, Mike	g	0-0	0-0	0-0	0	0	0	0	0	0	0	0	0	0	1	
10	MALUACH, Makuach	g	4-13	1-4	6-7	0	1	1	2	15	1	0	1	0	0	27	
14	KUIPER, Dane	g	0-7	0-5	0-0	0	3	3	0	0	0	1	0	0	0	25	
Team																	
Totals			24-58	13-29	18-25	11	23	34	16	79	13	5	3	4	2	200	

FG % 1st Half: 13-32 40.6% 2nd half: 11-26 42.3% Game: 24-58 41.4%
 3FG % 1st Half: 5-14 35.7% 2nd half: 8-15 53.3% Game: 13-29 44.8%
 FT % 1st Half: 7-10 70.0% 2nd half: 11-15 73.3% Game: 18-25 72.0%

Officials: Chris Rastatter, Bob Staffen, Bill Vinovich
 Technical fouls: San Diego State-None, New Mexico-None.
 Attendance: 11418

Score by periods	1st	2nd	Total
San Diego State	48	27	75
New Mexico	38	41	79

GM #22: NEW MEXICO 80, COLORADO STATE 65
SAT., JAN. 27, 2018 | ALBUQUERQUE, N.M. | 12,438

Colorado State 65 • 10-13, 3-7 MW

#	Player	Total			3-Ptr			Rebounds			PF	TP	A	TO	Blk	Stl	Min
		FG	FGA	FT	FTA	Off	Def	Total	Off	Def							
10	BOB, Che	f	4-5	1-1	0-0	0	1	1	2	9	1	3	0	0	2	26	
20	JAMES,Deion	f	8-15	0-0	1-2	6	3	9	2	17	1	5	1	1	1	32	
03	MITCHELL,Raquan	g	3-10	2-6	0-0	0	3	3	2	8	2	2	0	0	0	40-	
15	BONNER,Anthony	g	2-5	0-0	2-2	0	3	3	4	6	2	3	0	1	1	27	
32	CARVACHO,Nico	g	5-7	0-0	4-4	8	7	15	4	14	2	4	1	0	1	31	
13	JENKINS, Lorenzo	g	2-5	2-3	0-0	2	2	2	3	6	1	4	0	0	0	20	
14	BERWICK,Robbie	g	2-2	0-0	1-2	0	0	1	5	2	0	0	0	0	0	18	
21	RYAN,Logan	g	0-0	0-0	0-0	0	0	0	1	0	0	0	0	0	0	6	
Team																	
Totals			26-49	5-10	8-10	15	20	35	19	65	11	23	2	4	2	200	

FG % 1st Half: 13-24 54.2% 2nd half: 13-25 52.0% Game: 26-49 53.1%
 3FG % 1st Half: 4-6 66.7% 2nd half: 1-4 25.0% Game: 5-10 50.0%
 FT % 1st Half: 2-2 100.0 2nd half: 6-8 75.0% Game: 8-10 80.0%

New Mexico 80 • 11-11, 6-3 MW

#	Player	Total			3-Ptr			Rebounds			PF	TP	A	TO	Blk	Stl	Min
		FG	FGA	FT	FTA	Off	Def	Total	Off	Def							
05	FURSTINGER, Joe	f	6-9	0-1	1-2	1	3	4	1	13	2	1	1	2	3	33	
15	PINCHUK, Vladimir	f	3-5	0-0	1-2	1	0	1	2	7	0	1	1	0	0	17	
03	JACKSON, Antino	g	4-8	2-6	2-3	0	0	0	2	12	11	1	0	2	28		
14	KUIPER, Dane	g	0-3	0-3	2-2	0	1	1	1	2	4	0	2	0	0	25	
32	MATHIS, Anthony	g	4-9	4-9	1-2	1	1	2	3	13	0	0	0	0	0	26	
01	McNEAL, Chris	g	1-5	1-4	0-0	1	1	0	3	1	0	0	0	1	15		
10	MALUACH, Makuach	g	3-5	1-3	2-2	1	2	3	2	9	3	3	0	0	0	30	
11	SIMMONS, Jachai	g	3-4	2-3	0-0	0	0	0	1	8	1	0	0	0	0	9	
31	SIMONS, Troy	g	4-6	3-5	2-2	1	0	1	0	13	1	1	0	4	17		
Team																	
Totals			28-54	13-34	11-15	7	8	15	13	80	23	7	4	9	2	200	

FG % 1st Half: 16-29 55.2% 2nd half: 12-25 48.0% Game: 28-54 51.9%
 3FG % 1st Half: 4-6 66.7% 2nd half: 5-16 31.3% Game: 13-34 38.2%
 FT % 1st Half: 4-6 66.7% 2nd half: 7-9 77.8% Game: 11-15 73.3%

Officials: Randy McCall, Shawn Lehig, Ryan McDaniel
 Technical fouls: Colorado State-MITCHELL,Raquan, New Mexico-TEAM.
 Attendance: 12438

Score by periods	1st	2nd	Total
Colorado State	32	33	65
New Mexico	44	36	80

GM #23: NEW MEXICO 80, UTAH STATE 89
WED., JAN. 31, 2018 | LOGAN, UTAH | 6,345

New Mexico 80 • 11-12/6-4 MW

#	Player	Total			3-Ptr			Rebounds			PF	TP	A	TO	Blk	Stl	Min
		FG	FGA	FT	FTA	Off	Def	Total	Off	Def							
05	FURSTINGER, Joe	f	3-6	0-0	0-0	4	5	9	2	6	6	0	3	1	1	40-	
14	KUIPER, Dane	f	1-6	0-3	3-4	0	2	2	2	5	1	1	0	1	1	27	
01	McNEAL, Chris	g	8-15	3-6	2-2	0	2	2	2	21	3	1	0	0	36		
10	MALUACH, Makuach	g	6-9	2-3	1-1	2	4	6	2	15	2	3	0	1	34		
32	MATHIS, Anthony	g	8-13	6-10	3-3	0	2	2	5	25	5	3	0	0	36		
04	MONDRAGON, Mike	g	0-0	0-0	0-0	0	0	0	0	0	0	0	0	0	2		
31	SIMONS, Troy	g	3-11	2-6	0-0	1	2	3	3	8	1	2	0	1	25		
Team																	
Totals			29-60	13-28	9-10	8	17	25	16	80	18	10	3	4	2	200	

FG % 1st Half: 13-35 37.1% 2nd half: 16-25 64.0% Game: 29-60 48.3%
 3FG % 1st Half: 5-17 29.4% 2nd half: 8-11 72.7% Game: 13-28 46.4%
 FT % 1st Half: 4-4 100.0 2nd half: 5-6 83.3% Game: 9-10 90.0%

Utah State 89 • 13-11/6-5 MW

#	Player	Total			3-Ptr			Rebounds			PF	TP	A	TO	Blk	Stl	Min
		FG	FGA	FT	FTA	Off	Def	Total	Off	Def							
10	TAYLOR, Quinn	f	7-9	0-0	1-2	4	1	5	3	15	0	1	1	1	32		
25	BROWN JR., Dwayne	f	6-13	3-5	0-0	2	3	5	1	15	2	1	1	3	34		
01	McEWEN, Koby	g	10-15	6-8	5-5	0	13	13	2	31	6	5	0	3	40		
03	MERRILL, Sam	g	5-9	3-6	5-6	0	3	3	2	18	3	2	0	0	35		
24	BRITO, Diogo	g	2-5	0-2	2-2	1	2	3	0	6	3	2	1	0	38		
04	AINGE, Crew	g	0-0	0-0	0-0	0	0	0	0	0	0	1	1	0	0	5	
23	HENSON, Daron	g	1-4	1-3	1-2	1	0	1	4	4	0	0	0	0	13		
30	PORTER, Abel	g	0-0	0-0	0-0	0	0	0	0	0	0	1	0	0	0	3	
Team																	
Totals			31-55	13-24	14-17	9	23	32	12	89	15	13	3	7	2	200	

FG % 1st Half: 15-29 51.7% 2nd half: 16-26 61.5% Game: 31-55 56.4%
 3FG % 1st Half: 6-13 46.2% 2nd half: 7-11 63.6% Game: 13-24 54.2%
 FT % 1st Half: 3-4 75.0% 2nd half: 11-13 84.6% Game: 14-17 82.4%

Officials: David Hall, Tony Padilla, Kevin Brill
 Technical fouls: New Mexico-None, Utah State-None.
 Attendance: 6345

Score by periods	1st	2nd	Total
New Mexico	35	45	80
Utah State	39	50	89

GM #24: NEW MEXICO 71, SAN JOSÉ STATE 68
SAT., FEB. 3, 2018 | SAN JOSE, CALIF. | 2,151

New Mexico 71 • 12-12, 7-4 MW

#	Player	Total			3-Ptr			Rebounds			PF	TP	A	TO	Blk	Stl	Min
		FG	FGA	FT	FTA	Off	Def	Total	Off	Def							
05	FURSTINGER, Joe	f	4-7	0-0	4-7	4	3	7	3	12	1	2	4	1	1	36	
01	McNEAL, Chris	g	2-7	1-6	1-2	0	2	2	2	6	3	1	0	2	24		
10	MALUACH, Makuach	g	1-2	1-1	0-0	0	0	0	4	3	1	3	0	1	22		
14	KUIPER, Dane	g	1-7	0-6	0-0	0	3	3	1	2	1	0	0	2	15		
32	MATHIS, Anthony	g	5-10	4-8	1-1	0	2	2	3	15	1	0	1	0	28		
02	LOGWOOD, Sam	g	3-5	0-0	4-7	0	0	0	3	10	1	1	0	2	22		



GM #33: NEW MEXICO 83, UTAH STATE 68
FRI., MARCH 9, 2018 / LAS VEGAS, NEV. / 8,224
MW Semifinals



Utah State 68 • 17-17

Table with columns for Player, FG-FGA, 3-Ptr, Rebounds (Off, Def, Tot), PF, TP, A TO Blk, Stl, Min. Includes player stats for McEwen, Merrill, Brown Jr., Pearre, Taylor, Dargenton, Henson, Brito, and Porter.

FG % 1st Half: 9-26 34.6% 2nd half: 15-31 48.4% Game: 24-57 42.1%
3FG % 1st Half: 3-12 25.0% 2nd half: 4-12 33.3% Game: 7-24 29.2%
FT % 1st Half: 4-6 66.7% 2nd half: 9-10 90.0% Game: 13-16 81.3%

New Mexico 83 • 19-14

Table with columns for Player, FG-FGA, 3-Ptr, Rebounds (Off, Def, Tot), PF, TP, A TO Blk, Stl, Min. Includes player stats for Logwood, Furstinger, Jackson, Simons, Mathis, McNeal, Maluach, Kuisper, and Pinchuk.

FG % 1st Half: 13-27 48.1% 2nd half: 15-27 55.6% Game: 28-54 51.9%
3FG % 1st Half: 3-11 27.3% 2nd half: 4-13 30.8% Game: 7-24 29.2%
FT % 1st Half: 8-10 80.0% 2nd half: 12-15 80.0% Game: 20-25 80.0%

Officials: Eric Curry, Dick Cartmell, Mike Greenstein
Technical fouls: Utah State-None. New Mexico-None.
Attendance: 8224
2018 Mountain West Men's Basketball Championships Semifinal #2
Winner advances to Saturday's championship final at 3 pm

Score by periods table for Utah State and New Mexico.



GM #34: NEW MEXICO 75, SAN DIEGO STATE 82
SAT., MARCH 10, 2018 / LAS VEGAS, NEV. / 8,456
MW Championship

San Diego State 82 • 22-10

Table with columns for Player, FG-FGA, 3-Ptr, Rebounds (Off, Def, Tot), PF, TP, A TO Blk, Stl, Min. Includes player stats for Mcdaniels, Mitchell, Pope, Watson, Kell, Montana, Schakel, Hemsley, Rooks, and Kameron.

FG % 1st Half: 14-30 46.7% 2nd half: 14-26 53.8% Game: 28-56 50.0%
3FG % 1st Half: 2-8 25.0% 2nd half: 3-7 42.9% Game: 5-15 33.3%
FT % 1st Half: 9-11 81.8% 2nd half: 12-18 66.7% Game: 21-29 72.4%


New Mexico 75 • 19-15

Table with columns for Player, FG-FGA, 3-Ptr, Rebounds (Off, Def, Tot), PF, TP, A TO Blk, Stl, Min. Includes player stats for Logwood, Pinchuk, McNeal, Jackson, Simons, Furstinger, Maluach, Kuisper, and Mathis.

FG % 1st Half: 14-31 45.2% 2nd half: 12-32 37.5% Game: 26-63 41.3%
3FG % 1st Half: 6-11 54.5% 2nd half: 2-13 15.4% Game: 8-24 33.3%
FT % 1st Half: 4-5 80.0% 2nd half: 11-12 91.7% Game: 15-17 88.2%

Officials: David Hall, Verne Harris, Chris Rastatter
Technical fouls: San Diego State-None. New Mexico-None.
Attendance: 8456
2018 Mountain West Men's Basketball Championship Final
Winner receives the Mountain West's auto-bid to the NCAA Tournament

Score by periods table for San Diego State and New Mexico.



Game

MOST POINTS / GAME

147 vs. Northern New Mexico (147-76), Nov. 11, 2017

MOST POINTS / ONE HALF

76 vs. Texas-Arlington (2nd half), Nov. 23, 1990

MOST POINTS / GAME / BOTH TEAMS

237 at UNLV (120-117 loss, 2OT), March 7, 2002

FEWEST POINTS / GAME

5 at Arizona (38-5), Feb. 13, 1923
vs. Albuquerque Business College (12-5), Jan. 12, 1911
vs. Albuquerque Miners (5-4), Dec. 12, 1902
vs. Albuquerque Miners (5-16), Feb. 6, 1903

FEWEST POINTS / GAME / SHOT CLOCK ERA

34 at San Diego State (34-55), Jan. 26, 2013

FEWEST POINTS / GAME / BOTH TEAMS

9 vs. Albuquerque Miners (5-4), Dec. 12, 1902

FEWEST POINTS / GAME / BOTH TEAMS / SHOT CLOCK ERA

85 at USC (44-41), Dec. 10, 2011
86 vs. Wyoming (48-38), Feb. 11, 2012
86 vs. Colorado State (44-42), Jan. 28, 1985*

MOST POINTS / CONFERENCE GAME

119 at Wyoming (119-114), Feb. 20, 2018

MOST POINTS / CONFERENCE GAME / ONE HALF

64 vs. Colorado State (2nd half), Mar. 2, 1978

MOST POINTS / CONFERENCE GAME / BOTH TEAMS

233 New Mexico (119), Wyoming (114), Feb. 20, 2018
209 Nevada (105), New Mexico (104), Jan. 7, 2017 (OT)

FEWEST POINTS / CONFERENCE GAME

32 vs. Utah, Jan. 31, 1976

FEWEST POINTS / CONFERENCE GAME / SHOT CLOCK ERA

34 at San Diego State (34-55), Jan. 26, 2013

FEWEST POINTS / CONFERENCE GAME / BOTH TEAMS / SHOT CLOCK ERA

86 vs. Wyoming (48-38), Feb. 11, 2012
86 vs. Colorado State (44-42), Jan. 28, 1985*
*45-second shot clock

Season

MOST POINTS / SEASON

2,828, 1987-88 (80.8 points per game)

HIGHEST AVERAGE / SEASON

97.5 ppg, 1977-78 (2,731 points in 28 games)

FEWEST POINTS / SEASON

6, 1899-1900 (1 game)

FEWEST POINTS / SEASON / SHOT CLOCK ERA

1,939, 2005-06 (30 game)

LOWEST AVERAGE / SEASON / SHOT CLOCK ERA

62.0 in 2014-15 (1,921 points in 31 games)

MOST POINTS / CONFERENCE SEASON

1,507, 2017-18 (78.8 ppg)

HIGHEST AVERAGE / CONFERENCE SEASON

92.4 ppg, 1977-78 (1,293 in 14 games)

FEWEST POINTS / CONFERENCE SEASON

619, 1962-63 (61.9 ppg)

LOWEST AVERAGE / CONFERENCE SEASON / SHOT CLOCK ERA

60.3, 2014-15 (1,086 in 18 games)

New Mexico's 100-Point Games

SCORE	OPPONENT	DATE	SCORE	OPPONENT	DATE
147-76	Northern New Mexico	Nov. 11, 2017	106-53	New Mexico Highlands	Nov. 26, 1982
136-99	Texas-Arlington	Nov. 23, 1990	106-65	Colorado	Nov. 14, 2006
132-95	U.S. International	Dec. 3, 1985	105-83	Arizona State	Feb. 24, 1968
129-98	Arizona	Feb. 26, 1979	105-61	North Dakota	Dec. 8, 1973
127-101	Alaska-Anchorage	Dec. 17, 1977	105-85	East Texas State	Dec. 6, 1980
126-104	Kentucky State	Dec. 5, 1977	105-89	vs. Cal State Northridge	Nov. 25, 2016
125-73	New Mexico Highlands	Nov. 29, 1977	104-53	Missouri Baptist	Nov. 28, 1981
124-92	Central Florida	Dec. 16, 1978	104-81	Vermont	Dec. 29, 1977
122-74	New Mexico Highlands	Nov. 24, 1978	104-112, L	New Mexico State (2OT)	Dec. 11, 1993
122-84	New Mexico Highlands	Nov. 26, 1982	104-99	Fresno State (3OT)	March 8, 1996
122-105	Stephen F. Austin	Nov. 27, 1994	104-105, L	Nevada	Jan. 7, 2017
121-82	New Mexico Highlands	Nov. 26, 1976	103-74	Abilene Christian	Dec. 15, 1972
121-62	Eastern Washington	Dec. 3, 1993	103-85	Arizona	Feb. 9, 1978
120-70	Idaho	Nov. 25, 1977	103-92	Arizona State	Feb. 11, 1978
119-114	at Wyoming	Feb. 20, 2018	103-71	Morgan State	Nov. 23, 1984
117-120, L	UNLV (2OT)	March 7, 2002	103-112, L	at New Mexico State	Dec. 1, 1976
117-94	Eastern Washington	Dec. 18, 1978	103-70	San Jose State	March 5, 1997
115-72	Houston Baptist	Dec. 13, 1973	103-70	Ole Miss	Dec. 13, 2008
113-69	East Texas State	Dec. 1, 1981	103-71	Nebraska-Omaha	Nov. 14, 2017
113-84	at Hawai'i	Dec. 11, 1976	102-58	Eastern New Mexico	Feb. 13, 1954
113-89	Utah	Jan. 28, 1978	102-32	Howard Payne	Dec. 23, 1964
112-61	Holy Cross	Dec. 29, 1997	102-74	Arizona	Feb. 22, 1968
112-100	West Texas State	Dec. 4, 1979	102-80	Utah	March 1, 1969
112-98	Idaho State	Nov. 22, 1991	102-65	Texas Tech	Dec. 21, 1973
111-83	Cameron College	Dec. 5, 1973	102-68	Minnesota	Dec. 29, 1973
111-88	Colorado State	March 2, 1978	102-89	Puget Sound	Jan. 4, 1978
111-89	Cal State Los Angeles	Dec. 3, 1975	102-98	at Nevada-Las Vegas	Jan. 7, 1978
110-70	Eastern New Mexico	Jan. 18, 1977	102-99	Nevada-Las Vegas	Jan. 27, 1979
110-100	Nevada-Las Vegas	Feb. 23, 1979	102-89	Brigham Young	Jan. 10, 1987
110-92	Hawai'i	Feb. 13, 1987	102-72	San Diego State	March 2, 1989
110-93	at Miami, Fla.	Feb. 1, 1989	102-71	Sacramento State	Dec. 19, 1998
110-49	Eastern New Mexico	Dec. 6, 1994	102-59	SE Missouri State	Nov. 14, 2008
109-56	Columbia	Dec. 28, 1973	102-62	Cal State Bakersfield	Jan. 5, 2011
109-82	Portland State	Jan. 5, 1977	101-73	Arizona	Dec. 4, 1982
109-93	Charleston Southern	Nov. 17, 2013	101-57	Simon Fraser	Nov. 21, 1993
108-59	Midwestern State	Nov. 27, 1981	101-94	Texas-Pan American	Dec. 9, 1998
108-84	Rider	Dec. 23, 1987	101-68	Miss. Valley St.	Dec. 28, 2004
108-87	at Colorado State	Feb. 28, 2018	101-96	Pepperdine	Dec. 29, 2006
107-36	Dartmouth	Dec. 29, 1972	100-63	Occidental	Dec. 13, 1968
107-104	San Diego State	Dec. 20, 1976	100-104, L	at Arizona State	Dec. 2, 1978
107-87	Boston U.	Dec. 30, 1980	100-98	San Diego State	Jan. 30, 1981
107-59	Tennessee State	Dec. 21, 1991	100-120, L	at Oklahoma	Feb. 20, 1988
107-72	Mercer	Nov. 25, 1995	100-75	Prairie View A&M	Dec. 3, 1988
107-54	Simon Fraser	Nov. 18, 1996	100-64	Eastern New Mexico	Feb. 22, 1989
107-49	Western New Mexico	Jan. 22, 2003	100-55	Wyoming	Feb. 9, 2008
106-78	New Mexico State	Dec. 21, 1977			
106-91	New Mexico Highlands	Dec. 10, 1986			
106-89	at Wyoming	Jan. 14, 1989			

UNM Record: 87-6

L - UNM scored 100+points and lost

Opponents' 100-Point Games

SCORE	OPPONENT	DATE	SCORE	OPPONENT	DATE
121-96	UNLV	Jan. 7, 1977	105-104	Nevada (OT)	Jan. 7, 2017
120-117	UNLV (2OT)	Mar. 7, 2002	103-91	Wyoming	Feb. 15, 2003
120-100	Oklahoma	Feb. 20, 1988	103-84	New Mexico State	Dec. 22, 1979
117-83	Utah State	Dec. 29, 1979	103-72	Utah State	Mar. 3, 1960
112-104	New Mexico State (2OT)	Dec. 11, 1993	103-39	Southern Cal	Dec. 18, 1954
112-103	New Mexico State	Dec. 1, 1976	103-72	New Mexico State	Dec. 5, 2006
112-81	Utah	Jan. 14, 1960	101-127, W	Alaska-Anchorage	Dec. 17, 1977
111-66	Utah	Jan. 12, 1961	101-90	Utah	Jan. 11, 1979
108-78	Utah State	Mar. 3, 1961	101-86	New Mexico State	Dec. 11, 1982
107-96	Iowa State	Nov. 28, 1987	101-74	Utah	Feb. 16, 1956
107-90	Texas-El Paso	Jan. 31, 1987	101-61	Wyoming	Jan. 10, 1958
107-88	Arizona	Dec. 22, 1978	100-112, W	West Texas State	Dec. 4, 1979
107-86	Oklahoma City	Jan. 29, 1957	100-96	Oklahoma	Dec. 8, 1988
107-79	Denver	Jan. 30, 1960	100-110, W	Nevada-Las Vegas	Feb. 23, 1979
106-83	Denver	Feb. 27, 1960	100-83	Brigham Young	Jan. 13, 1979
106-41	UCLA	Dec. 22, 1954	100-68	Nevada-Las Vegas	Feb. 26, 1982
105-122, W	Stephen F. Austin	Nov. 27, 1994	100-64	Detroit	Dec. 28, 1959
104-126, W	Kentucky State	Dec. 5, 1977	104-96	Tennessee Tech	Nov. 21, 2017
104-107, W	San Diego State	Dec. 20, 1976	100-92	at Air Force	Feb. 10, 2018
104-100	Arizona State	Dec. 2, 1978	119-114, W	at Wyoming	Feb. 20, 2018
104-85	Wyoming	Feb. 18, 1966			

UNM Record: 7-34

W - denotes games opponent scored 100+points but UNM won

Game

MOST POINTS / GAME

50, Marvin Johnson vs. Colorado State, March 2, 1978

MOST POINTS / CONFERENCE GAME

50, Marvin Johnson vs. Colorado State, March 2, 1978

MOST POINTS / CONSECUTIVE GAMES

82, Toby Roybal, Jan. 7-11, 1956 (37 Wyoming, 45 Montana)
 82, Marvin Johnson, March 2-4, 1978 (50 Colorado State, 32 Wyoming)
 82, Ruben Douglas, Feb. 24-March 1, 2003 (43 at San Diego State, 39 Utah)

MOST POINTS / THREE CONSECUTIVE GAMES

112, Toby Roybal, Jan. 7-12, 1956, 1956 (37 Wyoming, 45 Montana, 30 Montana)
 111, Ruben Douglas, Jan. 27-Feb 3, 2003 (40 San Diego State, 39 at BYU, 32 at Utah)

MOST POINTS / FOUR CONSECUTIVE GAMES

146, Ruben Douglas, Feb. 1-15, 2003 (39 at BYU, 32 at Utah, 32 Air Force, 43 Wyoming)

MOST POINTS / ROAD GAME

46, Kendall Williams at Colorado State, Feb. 23, 2013

MOST POINTS / SEASON

784, Kenny Page, 1979-80 (28 games)

MOST POINTS / CONFERENCE SEASON

449, Ruben Douglas, 2002-03 (14 games)

MOST POINTS / CAREER

1,993, Charles Smith, 1994-97

MOST POINTS / CONFERENCE CAREER

1,065, Charles Smith, 1994-97

HIGHEST AVERAGE / SEASON

28.0, Kenny Page, 1979-80
 27.96, Ruben Douglas, 2002-03
 24.1, Kenny Page, 1980-81
 24.0, Marvin Johnson, 1977-78
 23.9, Willie Long, 1969-70
 23.9, Willie Long, 1970-71

HIGHEST AVERAGE / CONFERENCE SEASON

32.1, Ruben Douglas, 2002-03

HIGHEST AVERAGE / CAREER

26.2, Kenny Page, 1978-81
 21.9, Marvin Johnson, 1975-78
 20.7, Ruben Douglas, 1999-03
 20.25, Elijah Brown, 2015-17
 19.96, Mel Daniels, 1964-67
 19.94, Johnny Brown, 1983-86
 19.8, Willie Long, 1968-71
 19.1, Danny Granger, 2003-05

20-POINT GAMES / SEASON

26, Ruben Douglas, 2002-03

30-POINT GAMES / SEASON

12, Kenny Page, 1979-80

40-POINT GAMES / SEASON

3, Ruben Douglas, 2002-03

CONSECUTIVE 20-POINT GAMES / SEASON

16, Ruben Douglas, Jan. 4-March 3, 2003

CONSECUTIVE 30-POINT GAMES / SEASON

5, Kenny Page, Jan. 23-Feb. 7, 1980
 5, Ruben Douglas, Jan. 27-Feb. 17, 2003

GAMES IN DOUBLE FIGURES / SEASON

35, Hunter Greene, 1986-87

GAMES IN DOUBLE FIGURES / CAREER

105, Kenny Thomas, 1995-99

CONSECUTIVE GAMES IN DOUBLE FIGURES / CAREER

61, Luc Longley, 1987-91

Year-by-Year Scoring Leaders (Avg.)

Year	Player	Games	Points	Avg.
1946-47	L. C. Cozzens	19	260	13.7
1947-48	L. C. Cozzens	29	324	11.2
1948-49	Ned Wallace	23	292	12.7
1949-50	Larry Tuttle	24	247	10.3
1950-51	Frank Kremer	24	242	10.1
1951-52	Larry Tuttle	25	345	14.4
1952-53	Toby Roybal	14	177	12.6
1953-54	Toby Roybal	22	343	15.6
1954-55	Ray Esquibel	24	298	12.4
1955-56	Toby Roybal	22	448	20.4
1956-57	John Teel	21	334	15.8
1957-58	John Teel	24	339	14.2
1958-59	Gig Brummell	22	233	10.5
1959-60	Francis Grant	25	481	19.2
1960-61	Francis Grant	25	392	15.7
1961-62	Francis Grant	26	410	15.8
1962-63	Ira Harge	25	527	21.1
1963-64	Ira Harge	29	489	16.8
1964-65	Mel Daniels	27	467	17.0
1965-66	Mel Daniels	23	489	21.2
1966-67	Mel Daniels	27	581	21.5
1967-68	Ron Nelson	28	546	19.5
1968-69	Greg Howard	20	393	19.7
1969-70	Willie Long	26	621	23.9
1970-71	Willie Long	26	621	23.9
1971-72	Mike Faulkner	26	427	16.4
1972-73	Darryl Minniefield	27	354	13.1
1973-74	Bernard Hardin	28	480	17.1
1974-75	Bill Hagins	26	387	14.9
1975-76	Larry Gray	24	343	14.3
1976-77	Marvin Johnson	29	573	19.8
1977-78	Marvin Johnson	28	673	24.0
1978-79	Phil Abney	29	469	16.2
1979-80	Kenny Page	28	784	28.0
1980-81	Kenny Page	25	603	24.1
1981-82	Phil Smith	28	446	15.9
1982-83	Tim Garrett	29	363	12.5
1983-84	Tim Garrett	35	540	15.4
1984-85	Johnny Brown	27	508	18.8
1985-86	Johnny Brown	31	649	20.9
1986-87	Hunter Greene	35	740	21.1
1987-88	Charlie Thomas	36	613	17.0
1988-89	Charlie Thomas	33	545	16.5
1989-90	Luc Longley	34	627	18.4
1990-91	Luc Longley	30	574	19.1
1991-92	Willie Banks	33	451	13.2
1992-93	Ike Williams	31	492	15.9
1993-94	Greg Brown	31	599	19.3
1994-95	Charles Smith	30	461	15.9
1995-96	Charles Smith	33	642	19.5
1996-97	Charles Smith	33	577	17.5
1997-98	Kenny Thomas	32	539	16.8
1998-99	Kenny Thomas	26	464	17.8
1999-00	Lamont Long	32	598	18.7
2000-01	Ruben Douglas	28	455	16.3
2001-02	Ruben Douglas	30	544	18.1
2002-03	Ruben Douglas	28	783	28.0
2003-04	Danny Granger	22	429	19.5
2004-05	Danny Granger	30	565	18.8
2005-06	Mark Walters	30	465	15.5
2006-07	J.R. Giddens	26	412	15.8
2007-08	J.R. Giddens	33	537	16.3
2008-09	Tony Danridge	34	508	14.9
2009-10	Darlington Hobson	35	555	15.9
2010-11	Dairese Gary	33	466	14.1
2011-12	Drew Gordon	35	481	13.7
2012-13	Kendall Williams	34	453	13.3
2013-14	Cameron Bairstow	34	694	20.4
2014-15	Deshawn Delaney	30	351	11.7
2015-16	Elijah Brown	32	694	21.7
2016-17	Elijah Brown	27	582	18.8
2017-18	Sam Logwood	26	338	13.0

Scoring

Game					
Rk.	Pts.	Player	Opponent	Date	
1.	50	Marvin Johnson	Colorado State	March 2, 1978	
2.	47	Kenny Page	Illinois Tech	Dec. 21, 1979	
3.	46	Kendall Williams	Colorado State	Feb. 23, 2013	
	46	Marvin Johnson	Kentucky State	Dec. 5, 1977	
5.	45	Toby Roybal	Montana	Jan. 11, 1956	
6.	44	Kenny Page	Texas-El Paso	March 1, 1980	
	44	Kenny Page	Brigham Young	Jan. 15, 1981	
8.	43	Ruben Douglas	Wyoming	Feb. 15, 2003	
	43	Ruben Douglas	San Diego State	Feb. 24, 2003	
10.	42	Greg Brown	Texas-El Paso	Feb. 5, 1994	
11.	41	Ben Monroe	Brigham Young	Feb. 23, 1967	
	41	Willie Long	Brigham Young	Jan. 29, 1970	
	41	Elijah Brown	Fresno State	Feb. 27, 2016	
13.	40	Ruben Douglas	UNLV	Jan. 27, 2003	
14.	39	Mel Daniels	Texas Tech	Dec. 11, 1965	
	39	Kenny Page	San Diego State	Feb. 14, 1980	
	39	Lamont Long	Alcorn State	Nov. 27, 1999	
	39	Ruben Douglas	BYU	Feb. 1, 2003	
	39	Ruben Douglas	Utah	March 1, 2003	
19.	38	Bill Morgan	Hawai'i	Dec. 18, 1965	
	38	Kenny Page	Colorado State	Feb. 7, 1980	
	38	Kenny Page	Air Force	Feb. 28, 1981	
22.	37	Charles Smith	Hawai'i	Feb. 22, 1997	
23.	36	Ira Harge	Brigham Young	Feb. 8, 1963	
	36	Willie Long	St. Joseph's (Pa.)	Dec. 19, 1969	
	36	Johnny Brown	Alaska-Anchorage	Dec. 28, 1984	
	36	Johnny Brown	San Diego State	March 1, 1986	
	36	Ruben Douglas	Southern Utah	Dec. 21, 2002	
	36	J.R. Giddens	Wyoming	Feb. 9, 2008	
29.	35	Greg Howard	New Mexico State	Jan. 29, 1969	
	35	Greg Howard	Arizona	Feb. 8, 1969	
	35	Kenny Page	Arizona State	Dec. 13, 1980	
	35	Vladimir McCrary	Texas-Arlington	Nov. 23, 1990	
	35	Greg Brown	Brigham Young	Jan. 3, 1994	
	35	Marlow White	Air Force	Feb. 24, 1994	
	35	Ruben Douglas	Pacific	Nov. 23, 2001	
	35	Ruben Douglas	Colorado State	Jan. 13, 2003	

Career					
Rk.	Player	Years	Games	Points	Avg.
1.	Charles Smith	1994-97	126	1,993	15.8
2.	Kenny Thomas	1996-99	123	1,931	15.7
3.	Lamont Long	1997-00	124	1,840	14.8
4.	Clayton Shields	1995-98	128	1,837	14.4
5.	Kendall Williams	2010-14	137	1,813	13.2
6.	Ruben Douglas	2001-03	86	1,782	20.7
7.	Luc Longley	1988-91	132	1,769	13.4
8.	Hunter Greene	1984-88	127	1,745	13.7
9.	Rob Robbins	1988-91	133	1,739	13.1
10.	Willie Long	1969-71	78	1,542	19.8
11.	Mel Daniels	1965-67	77	1,537	19.9
12.	Phil Smith	1981-84	105	1,477	14.1
13.	Kelvin Scarborough	1984-87	130	1,469	11.3
14.	Dairese Gary	2007-11	135	1,458	10.8
15.	Willie Banks	1989-92	126	1,394	11.1
16.	Kenny Page	1980-81	53	1,387	26.2
17.	Francis Grant	1960-62	74	1,283	17.3
18.	Eijah Brown	2015-17	63	1,276	20.3
19.	Tony Danridge	2005-09	129	1,260	9.8
20.	Marvin Johnson	1977-78	57	1,246	21.9
21.	Cameron Bairstow	2010-14	134	1,239	9.2
22.	Mark Walters	2003-06	116	1,200	10.3
23.	Roman Martinez	2007-10	133	1,159	8.7
24.	Charlie Thomas	1988-89	69	1,158	16.8
25.	Johnny Brown	1985-86	58	1,157	19.9
26.	Phillip McDonald	2008-12	133	1,146	8.6
27.	David Chiotti	2003-06	118	1,145	9.7
28.	Ike Williams	1991-93	94	1,086	11.6
29.	Chad Toppert	2006-09	127	1,067	8.4
30.	Ira Harge	1962-64	54	1,016	18.8
31.	Rob Loeffel	1986-89	128	1,011	7.9
32.	Alex Kirk	2010-14	101	1,010	10.0
	Ron Becker	1967-69	80	1,010	12.6
34.	Hugh Greenwood	2011-15	130	1,006	7.7

Season					
Rk.	Player	Year	Games	Points	Avg.
1.	Kenny Page	1979-80	28	784	28.0
2.	Ruben Douglas	2002-03	28	783	28.0
3.	Hunter Greene	1986-87	35	740	21.1
4.	Cameron Bairstow	2013-14	34	694	20.4
	Elijah Brown	2015-16	32	694	21.7
6.	Marvin Johnson	1977-78	28	673	24.0
7.	Kelvin Scarborough	1986-87	35	660	18.9
8.	Johnny Brown	1985-86	31	649	20.9
9.	Charles Smith	1995-96	33	642	19.5
10.	Luc Longley	1989-90	34	627	18.4
11.	Willie Long	1969-70	26	621	23.9
	Willie Long	1970-71	26	621	23.9
13.	Charlie Thomas	1987-88	36	613	17.0
14.	Hunter Greene	1987-88	36	606	16.8
15.	Kenny Page	1980-81	25	603	24.1
16.	Greg Brown	1993-94	31	599	19.3
17.	Lamont Long	1999-00	32	598	18.7
18.	Elijah Brown	2016-17	27	582	18.8
19.	Mel Daniels	1966-67	27	581	21.5
20.	Charles Smith	1996-97	33	577	17.5

Freshman Single-Season Scoring				
Rk.	Points	Player	Year	
1.	484	Kenny Thomas	1995-96	
2.	406	Kendall Williams	2010-11	
3.	346	John Robinson II	1998-99	
4.	327	Makuach Maluach	2017-18	
5.	321	Phil Smith	1980-81	
6.	320	Rob Robbins	1987-88	
7.	314	Clayton Shields	1994-95	
8.	313	Charles Smith	1993-94	
9.	307	Willie Banks	1988-89	
10.	268	Lamont Long	1996-97	

Most Points in a Game off the Bench			
Pts.	Player	Opponent	Date
33	Elijah Brown	San Jose State	Jan. 23, 2016
29	Larry Belin	at Utah	Jan. 11, 1979
28	Willie Banks	George Washington	Dec. 27, 1988
28	J.R. Giddens	UNLV	Feb. 28, 2007
27	Phillip McDonald	Colorado State	Jan. 12, 2011
27	Steve Logan	Tennessee State	Dec. 21, 1991
26	Willie Banks	U. of San Francisco	Nov. 24, 1990
26	Brian Hayden	Cal State Northridge	Dec. 28, 1994
25	Larry Belin	New Mexico State	Dec. 9, 1978
25	Jamaal Williams	at UNLV	Feb. 22, 2003
24	Willie Howard	Arizona State	Feb. 11, 1978
24	Jamaal Smith	at Wyoming	Jan. 5, 2008
24	Troy Simons	Nebraska-Omaha	Nov. 14, 2017
24	Sam Logwood	at Wyoming	Feb. 20, 2018
24	Troy Simons	at Wyoming	Feb. 20, 2018
23	Phil Abney	Puget Sound	Jan. 4, 1978
23	Willie Howard	at UTEP	Jan. 21, 1978
23	Willie Howard	BYU	Jan. 26, 1978
23	Willie Banks	at Tennessee	Dec. 5, 1989
23	Canonchet Neves	at Air Force	Feb. 27, 1993
23	Brian Hayden	U. of San Francisco	Nov. 17, 1994
23	Brian Smith	Cornell	Nov. 27, 1998

Team

MOST REBOUNDS / GAME

78 vs. Cal State-Los Angeles, Dec. 15, 1962

MOST REBOUNDS / CONFERENCE GAME

66 vs. Arizona, Jan. 9, 1965

MOST REBOUNDS / SEASON

1,480, 1976-77, (49.3 rebounds per game)

HIGHEST AVERAGE / SEASON

49.9 1964-65, (1,347 rebounds in 27 games)

HIGHEST AVERAGE / CONFERENCE SEASON

48.4 1966-67 (484 rebounds in 10 games)

Individual

MOST REBOUNDS / GAME

26 Tom King vs. Wyoming, Feb. 13, 1960

MOST REBOUNDS / CONFERENCE GAME

23 Drew Gordon vs. Utah, Feb. 19, 2011
23 Darryl Minniefield vs. Utah, March 3, 1972

MOST REBOUNDS / SEASON

388 Drew Gordon, 2011-12 (35 games)

MOST REBOUNDS / CONFERENCE SEASON

190 Lewis LaMar, 1993-94

MOST REBOUNDS / CAREER

1,032 Kenny Thomas, 1995-99

MOST REBOUNDS / CONFERENCE CAREER

512 Kenny Thomas, 1996-99

HIGHEST AVERAGE / SEASON

16.3 Tom King, 1960-61

HIGHEST AVERAGE / CONFERENCE SEASON

13.0 Willie Long, 1969-70

HIGHEST AVERAGE / CAREER

15.6 Tom King, 1958-61

HIGHEST AVERAGE / CONFERENCE CAREER

11.5 Drew Gordon, 2011-12

1,000 Points and 500 Rebounds

In the history of basketball at the University of New Mexico, only 16 players have eclipsed 1,000 points and 500 rebounds in their careers. Hugh Greenwood was the last to surpass the barrier.

Player	Years	Pts.	Reb.
Francis Grant	1959-62	1,283	545
Ira Harge	1962-64	1,016	636
Mel Daniels	1964-67	1,537	853
Willie Long	1968-71	1,542	800
Hunter Greene	1983-88	1,745	622
Rob Loeffel	1985-89	1,011	551
Charlie Thomas	1987-89	1,158	529
Luc Longley	1987-91	1,769	922
Charles Smith	1993-97	1,993	574
Clayton Shields	1994-98	1,837	758
Kenny Thomas	1995-99	1,931	1,032
Lamont Long	1998-00	1,840	698
David Chiotti	2002-06	1,145	612
Roman Martinez	2006-10	1,159	633
Cameron Bairstow	2010-14	1,239	637
Alex Kirk	2010-14	1,010	685
Hugh Greenwood	2011-15	1,006	620

Year-by-Year Rebounding Leaders

Year	Player	Games	Rebs.	Avg.
1950-51	Frank Kremer	24	201	8.4
1951-52	not available			
1952-53	Russ Nystedt	23	145	6.3
1953-54	Russ Nystedt	22	196	8.9
1954-55	Bruce Wilson	24	194	8.0
1955-56	John Teel	21	208	9.9
1956-57	John Teel	21	222	10.5
1957-58	John Teel	24	204	8.5
1958-59	Fred Sims	22	209	9.5
1959-60	Tom King	25	374	14.9
1960-61	Tom King	23	375	16.3
1961-62	Mike Lucero	26	239	9.2
1962-63	Ira Harge	25	331	13.2
1963-64	Ira Harge	29	305	10.5
1964-65	Mel Daniels	27	302	11.2
1965-66	Mel Daniels	23	238	10.3
1966-67	Mel Daniels	27	313	11.6
1967-68	Greg Howard	25	243	9.7
1968-69	Ron Sanford	26	228	8.8
1969-70	Willie Long	26	335	12.9
1970-71	Willie Long	26	277	10.6
1971-72	Darryl Minniefield	26	255	9.8
1972-73	Darryl Minniefield	27	264	9.8
1973-74	Bill Hagins	28	253	9.0
1974-75	Bill Hagins	26	301	11.6
1975-76	Larry Gray	24	250	10.4
1976-77	Jimmy Allen	30	261	8.7
1977-78	Jimmy Allen	28	192	6.9
1978-79	Larry Belin	28	187	6.7
1979-80	Jim Williams	28	207	7.4
1980-81	Jerome Henderson	23	180	7.8
1981-82	Larry Tarrance	28	163	5.8
1982-83	George Scott	29	170	5.8
1983-84	Alan Dolensky	35	221	6.3
1984-85	George Scott	32	210	6.6
1985-86	Johnny Brown	31	234	7.5
1986-87	Hunter Greene	35	218	6.2
1987-88	Charlie Thomas	36	271	7.5
1988-89	Charlie Thomas	33	258	7.8
1989-90	Luc Longley	34	330	9.7
1990-91	Luc Longley	30	275	9.2
1991-92	Khari Jaxon	33	245	7.4
1992-93	Khari Jaxon	31	229	7.4
1993-94	Lewis LaMar	31	319	10.3
1994-95	Brian Hayden	30	144	4.8
1995-96	Kenny Thomas	33	256	7.8
1996-97	Kenny Thomas	32	220	6.9
1997-98	Kenny Thomas	32	297	9.3
1998-99	Kenny Thomas	26	259	10.0
1999-00	Damion Walker	32	194	6.1
2000-01	Wayland White	31	186	6.0
2001-02	Patrick Dennehy	30	225	7.5
2002-03	Ruben Douglas	28	185	6.6
2003-04	Danny Granger	22	197	9.0
2004-05	Danny Granger	30	266	8.9
2005-06	David Chiotti	30	188	6.3
2006-07	Aaron Johnson	32	235	7.3
2007-08	J.R. Giddens	33	290	8.8
2008-09	Daniel Faris	34	218	6.4
2009-10	Darlington Hobson	35	325	9.3
2010-11	Drew Gordon	26	273	10.5
2011-12	Drew Gordon	35	388	11.1
2012-13	Alex Kirk	35	282	8.1
2013-14	Alex Kirk	32	277	8.7
2014-15	Obji Aget	31	168	5.4
2015-16	Tim Williams	32	237	7.4
2016-17	Tim Williams	22	152	6.9
2017-18	Joe Furstinger	33	225	6.8

Rebounding

Game				
Rk.	Rebs.	Player	Opponent	Date
1.	26	Tom King	Wyoming	Feb. 13, 1960
2.	24	Tom King	Denver	Feb. 27, 1960
	24	Tom King	Wyoming	Feb. 11, 1961
4.	23	Drew Gordon	Utah	Feb. 19, 2011
	23	Darryl Minniefield	Utah	March 3, 1972
6.	22	Tom King	Wyoming	Jan. 7, 1960
	22	Tom King	Texas-El Paso	Dec. 10, 1960
	22	Ira Harge	Long Beach State	Dec. 14, 1962
	22	Lewis LaMar	Fresno State	Feb. 26, 1994
10.	21	Tom King	Denver	Feb. 22, 1961
	21	Tom King	No. Colorado	Dec. 15, 1960
	21	Mike Lucero	Brigham Young	March 1, 1962
	21	Bill Morgan	Arizona State	Feb. 5, 1966
	21	Mel Daniels	Loyola Marymount	Dec. 7, 1966
	21	Willie Long	Abilene Christian	Nov. 30, 1968
	21	Greg Howard	Arizona	Feb. 8, 1969
	21	Willie Long	New Mexico State	Dec. 16, 1969
	21	Larry Gray	Colorado	Nov. 29, 1975
	21	Larry Gray	Colorado State	Feb. 14, 1976

Season					
Rk.	Player	Year	Games	Rebs.	Avg.
1.	Drew Gordon	2011-12	35	388	11.1
2.	Tom King	1960-61	23	375	16.3
3.	Tom King	1959-60	25	374	14.9
4.	Willie Long	1969-70	26	335	12.9
5.	Ira Harge	1962-63	25	331	13.2
6.	Luc Longley	1989-90	34	330	9.7
7.	Darlington Hobson	2009-10	35	325	9.3
8.	Lewis LaMar	1993-94	31	319	10.3
9.	Mel Daniels	1966-67	27	313	11.6
10.	Ira Harge	1963-64	29	305	10.5
11.	Mel Daniels	1964-65	27	302	11.2
12.	Bill Hagins	1974-75	26	301	11.6
13.	Kenny Thomas	1997-98	32	297	9.3
14.	J.R. Giddens	2007-08	33	290	8.8
15.	Alex Kirk	2012-13	35	282	8.1
16.	Alex Kirk	2013-14	32	277	8.7
	Willie Long	1970-71	26	277	10.7
18.	Luc Longley	1990-91	30	275	9.2
19.	Drew Gordon	2010-11	26	273	10.5
20.	Charlie Thomas	1987-88	36	271	7.5

Freshman Rebound Leaders			
Rk.	Rebounds	Player	Year
1.	256	Kenny Thomas	1995-96
2.	157	Mark Walters	2002-03
3.	142	Clayton Shields	1994-95
	142	Jamaal Williams	2001-02
5.	138	Patrick Dennehy	2000-01
6.	135	Lamont Long	1996-97
7.	126	Alex Kirk	2010-11
8.	123	Hugh Greenwood	2011-12
9.	116	Michael Johnson	1980-81
10.	114	Rob Robbins	1987-88

Career					
Rk.	Player	Years	Games	Rebs.	Avg.
1.	Kenny Thomas	1995-99	123	1,032	8.4
2.	Luc Longley	1987-91	132	922	7.0
3.	Mel Daniels	1964-67	77	853	11.1
4.	Willie Long	1968-71	78	800	10.2
5.	Clayton Shields	1994-98	128	758	5.9
6.	Tom King	1959-61	48	749	15.6
7.	Lamont Long	1996-00	124	698	5.6
8.	Alex Kirk	2010-14	101	685	6.8
9.	Drew Gordon	2010-12	61	661	10.8
10.	Cameron Bairstow	2010-14	134	637	4.8
11.	Ira Harge	1962-64	54	636	11.8
12.	John Teel	1955-58	66	634	9.6
13.	Roman Martinez	2006-10	133	633	4.8
14.	Hunter Greene	1983-88	127	622	4.9
15.	Ben Monroe	1964-67	78	620	7.9
	Hugh Greenwood	2011-15	130	620	4.8
17.	David Chiotti	2002-06	118	612	5.2
18.	Ron Sanford	1966-69	79	582	7.4
19.	Charles Smith	1993-97	126	574	4.6
20.	Khari Jaxon	1990-93	89	572	6.4
21.	Bill Morgan	1964-67	78	570	7.3
22.	Bill Hagins	1973-75	54	554	10.3
23.	Mike Winters	1983-87	133	553	4.2
24.	Mike Lucero	1961-64	80	551	6.9
	Rob Loeffel	1985-89	128	551	4.3

Double-Doubles
New Mexico Men's Basketball Double-Doubles
(points-rebounds unless noted otherwise)

Season	Consecutive (No season carry-over)
1. 23 - Willie Long (1969-70)	1. 8 - Greg Howard (1968-69)
2. 20 - Ira Harge (1962-63)	8 - Willie Long (1969-70)
3. 19 - Mel Daniels (1966-67)	3. 7 - Ira Harge (1963-64)
19 - Drew Gordon (2011-12)	4. 6 - Alex Kirk (2013-14)
5. 17 - Ira Harge (1963-64)	6 - Luc Longley (1989-90)
17 - Luc Longley (1989-90)	6. 5 - Ira Harge (1962-63)
7. 16 - Kenny Thomas (1997-98)	5 - Ira Harge (1962-63)
8. 14 - Alex Kirk (2013-14)	5 - Mel Daniels (1965-66)
14 - Tom King (1959-60)	5 - Kenny Thomas (1997-98)
14 - Willie Long (1970-71)	10.4 - Ira Harge (1962-63)
14 - Bill Hagins (1974-75)	4 - Mel Daniels (1966-67)
14 - Darlington Hobson (2009-10)	4 - Mel Daniels (1966-67)
Career	4 - Bill Hagins (1974-75)
1. 44 - Mel Daniels (1964-67)	4 - Bill Hagins (1974-75)
2. 43 - Willie Long (1968-71)	4 - Darlington Hobson (2009-10)
3. 41 - Kenny Thomas (1995-99)	4 - Darlington Hobson (2009-10)
4. 37 - Ira Harge (1962-64)	4 - Darlington Hobson (2009-10)
5. 35 - Luc Longley (1987-91)	4 - Drew Gordon (2010-11)
6. 32 - Drew Gordon (2010-12)	4 - Drew Gordon (2011-12)
7. 25 - Tom King (1959-61)	4 - Joe Furstinger (2017-18)
8. 24 - Alex Kirk (2010-14)	
24 - Darryl Minniefield (1971-73)	
24 - Bill Hagins (1973-75)	

Team

MOST FIELD GOALS / GAME

59 vs. Texas-Arlington, Nov. 23, 1990

MOST FIELD GOALS ATTEMPTED / GAME

105 vs. New Mexico Highlands, Nov. 26, 1976

FIELD GOAL PERCENTAGE / GAME

81.4 percent (35-43), vs. Oregon State, Nov. 30, 1985

FIELD GOAL PERCENTAGE / HALF

86.4 percent (19-22) vs. E. New Mexico, (2nd half), Feb. 22, 1989

MOST FIELD GOALS / CONFERENCE GAME

47 vs. Colorado State, March 2, 1978

MOST FIELD GOALS ATTEMPTED / CONFERENCE GAME

91 vs. Arizona, Feb. 8, 1973

FIELD GOAL PERCENTAGE / CONFERENCE GAME

71.1 percent (27-38), vs. Hawai'i, Jan. 26, 1991

MOST FIELD GOALS / SEASON

1,065, 1977-78

MOST FIELD GOALS ATTEMPTED / SEASON

2,162, 1976-77

HIGHEST FIELD GOAL PERCENTAGE / SEASON

54.5 percent (992-1,819), 1988-89

MOST FIELD GOALS / CONFERENCE SEASON

509, 1977-78

MOST FIELD GOALS ATTEMPTED / CONFERENCE SEASON

1,050, 2017-18

HIGHEST FIELD GOAL PERCENTAGE / CONFERENCE SEASON

57.0 percent (474-832), 1988-89

Highest Single-Game FG Percentage

Rk.	Pct.	FG-FGA	Opponent	Date
1.	81.4	35-43	Oregon State	Nov. 30, 1985
2.	74.6	44-59	Eastern New Mexico	Dec. 6, 1994
3.	71.1	27-38	Hawai'i	Jan. 26, 1991
4.	70.0	28-40	at Oregon State	Feb. 26, 1985
5.	69.2	27-39	at Air Force	Jan. 15, 2005
	69.2	36-52	at Brigham Young	Feb. 27, 1997
	69.2	36-52	Eastern New Mexico	Feb. 22, 1989
	69.2	36-52	Texas Tech	Dec. 6, 1962
9.	68.5	50-73	U.S. International	Dec. 3, 1985
10.	68.3	28-41	at New Mexico State	Dec. 10, 1987

Individual

MOST FIELD GOALS / GAME

21, Kenny Page vs. Illinois Tech, Dec. 29, 1979 (29 attempts)
21, Marvin Johnson vs. Colorado State, March 2, 1978 (27 attempts)

MOST FIELD GOALS ATTEMPTED / GAME

39, Ben Monroe vs. Brigham Young, Feb. 23, 1967 (19 made)

FIELD GOAL PERCENTAGE / GAME (Minimum 10 attempts)

100.0 (12-12), Luc Longley vs. Texas-Arlington, Nov. 23, 1990
100.0 (11-11), Johnny Brown vs. Air Force, Jan. 12, 1985

MOST FIELD GOALS / CONFERENCE GAME

21, Marvin Johnson vs. Colorado State, March 2, 1978 (27 attempts)

MOST FIELD GOALS ATTEMPTED / CONFERENCE GAME

39, Ben Monroe vs. Brigham Young, Feb. 23, 1967 (19 made)

FIELD GOAL PERCENTAGE / CONFERENCE GAME (Min. 10 attempts)

100.0 (11-11), Johnny Brown vs. Air Force, Jan. 12, 1985

MOST FIELD GOALS / SEASON

314, Kenny Page, 1979-80

MOST FIELD GOALS ATTEMPTED / SEASON

618, Kenny Page, 1979-80

HIGHEST FIELD GOAL PERCENTAGE / SEASON

65.9 (89-135), Rick Pokorski, 1973-74

MOST FIELD GOALS / CONFERENCE SEASON

156, Kenny Page, 1979-80


MOST FIELD GOALS ATTEMPTED / CONFERENCE SEASON

316, Kenny Page, 1979-80


HIGHEST FIELD GOAL PERCENTAGE / CONFERENCE SEASON

65.5 (125-191), Luc Longley, 1990-91


Career Field Goal Percentage Leaders



George Scott
.622 (1983-85)



Khari Jaxon
.593 (1991-93)



Charlie Thomas
.590 (1988-89)

Year-by-Year FG% Leaders

Year	Player	FGM	FGA	Pct.
1950-51	Frank Kremer	88	224	.393
1951-52	Larry Tuttle	88	232	.379
1952-53	Marv Spallina	84	221	.380
1953-54	Marv Spallina	78	211	.370
1954-55	Oliver Lee	61	146	.415
1955-56	Toby Roybal	141	391	.361
1956-57	John Teel	134	312	.429
1957-58	John Teel	139	404	.344
1958-59	Vic Kline	63	175	.360
1959-60	Francis Grant	201	458	.439
1960-61	Francis Grant	158	370	.427
1961-62	Francis Grant	150	357	.420
1962-63	Ira Harge	196	362	.541
1963-64	Skip Kruzich	99	200	.495
1964-65	Mel Daniels	178	366	.480
1965-66	Mel Daniels	191	394	.485
1966-67	Mel Daniels	225	468	.481
1967-68	Ron Sanford	165	321	.514
1968-69	Greg Howard	155	277	.560
1969-70	Willie Long	237	467	.506
1970-71	Willie Long	214	428	.500
1971-72	Darryl Minniefield	124	239	.519
1972-73	Darryl Minniefield	156	260	.600
1973-74	Rich Pokorski	89	135	.659
1974-75	Rich Pokorski	124	229	.541
1975-76	Mike Patterson	141	277	.546
1976-77	Jimmy Allen	115	206	.558
1977-78	Jimmy Allen	91	161	.565
1978-79	Larry Belin	166	314	.529
1979-80	Kenny Page	314	618	.508
1980-81	Jerome Henderson	140	247	.567
1981-82	Don Brkovich	142	261	.544
1982-83	George Scott	112	171	.655
1983-84	Nelson Franse	174	312	.558
1984-85	George Scott	168	279	.602
1985-86	Johnny Brown	255	460	.554
1986-87	Kelvin Scarborough	215	402	.535
1987-88	Charlie Thomas	245	435	.563
1988-89	Charlie Thomas	227	365	.622
1989-90	Kurt Miller	154	269	.573
1990-91	Luc Longley	229	349	.656
1991-92	Khari Jaxon	138	218	.633
1992-93	Khari Jaxon	152	269	.565
1993-94	Lewis LaMar	77	144	.535
1994-95	Brian Hayden	101	186	.543
1995-96	Kenny Thomas	170	214	.578
1996-97	Lamont Long	98	184	.533
1997-98	Royce Olney	119	222	.536
1998-99	Kenny Thomas	162	297	.545
1999-00	Damion Walker	131	237	.553
2000-01	Wayland White	124	237	.523
2001-02	Jamaal Williams	98	189	.519
2002-03	Jamaal Williams	130	261	.498
2003-04	David Chiotti	125	228	.548
2004-05	David Chiotti	129	239	.540
2005-06	David Chiotti	128	246	.520
2006-07	Aaron Johnson	80	145	.552
2007-08	J.R Giddens	210	407	.516
2008-09	Daniel Faris	146	278	.525
2009-10	A.J. Hardeman	100	188	.532
2010-11	Drew Gordon	138	262	.527
2011-12	Drew Gordon	188	347	.542
2012-13	Alex Kirk	157	318	.494
2013-14	Cameron Bairstow	237	426	.556
2014-15	Obj Aget	81	145	.559
2015-16	Obj Aget	89	139	.640
2016-17	Obj Aget	78	128	.609
2017-18	Joe Furstinger	117	211	.555
	Makuach Maluach	117	211	.555

(Minimum of two made field goals per game)

Field Goals

FIELD GOALS MADE / SEASON

Rk.	Player	Year	No.
1.	Kenny Page	1979-80	314
2.	Marvin Johnson	1977-78	270
3.	Hunter Greene	1986-87	264
4.	Johnny Brown	1985-86	255
5.	Charlie Thomas	1987-88	245
6.	Kenny Page	1980-81	239
7.	Cameron Bairstow	2013-14	237
	Willie Long	1969-70	237
9.	Luc Longley	1989-90	233
10.	Charles Smith	1995-96	233

FIELD GOALS ATTEMPTED / SEASON

Rk.	Player	Year	No.
1.	Kenny Page	1979-80	618
2.	Hunter Greene	1986-87	570
3.	Ruben Douglas	2002-03	549
4.	Kenny Page	1980-81	525
5.	Charles Smith	1995-96	506
6.	Marvin Johnson	1977-78	497
7.	Hunter Greene	1987-88	492
8.	Ron Nelson	1967-68	487
9.	Lamont Long	1999-00	471
10.	Mel Daniels	1966-67	468

FIELD GOALS MADE / CAREER

Rk.	Player	Years	No.
1.	Charles Smith	1993-97	737
2.	Luc Longley	1987-81	696
3.	Kenny Thomas	1995-99	666
4.	Hunter Greene	1983-88	650
5.	Lamont Long	1996-00	647
6.	Clayton Shields	1994-98	641
7.	Mel Daniels	1964-67	594
8.	Rob Robbins	1987-91	583
9.	Willie Long	1968-71	560
10.	Kenny Page	1979-81	553

FIELD GOALS ATTEMPTED / CAREER


Rk.	Player	Years	No.
1.	Charles Smith	1993-97	1,640
2.	Hunter Greene	1983-88	1,429
3.	Clayton Shields	1994-98	1,359
4.	Lamont Long	1996-00	1,427
5.	Ruben Douglas	2000-03	1,291
6.	Rob Robbins	1987-91	1,256
7.	Kenny Thomas	1995-99	1,240
8.	Mel Daniels	1964-67	1,228
9.	Francis Grant	1959-62	1,221
10.	Kendall Williams	2010-14	1,216

FIELD GOAL PERCENTAGE / SEASON (Min. 3 FG/Game)


Rk.	Player	Year	FG-FGA	Pct.
1.	Rich Pokorski	1973-74	89-135	.659
2.	Luc Longley	1990-91	229-349	.656
3.	George Scott	1982-83	112-171	.655
4.	Khari Jaxon	1991-92	138-218	.633
5.	Charlie Thomas	1988-89	227-365	.622
6.	George Scott	1984-85	168-229	.602
7.	Tim Williams	2015-16	215-356	.604
8.	Darryl Minniefield	1972-73	156-260	.600
9.	Johnny Brown	1984-85	168-279	.587
10.	Vladimir McCrary	1990-91	96-165	.582

FIELD GOAL PERCENTAGE / CAREER (400 attempts)


Rk.	Player	Years	FG-FGA	Pct.
1.	George Scott	1982-85	280-450	.622
2.	Obj Aget	2013-17	262-438	.598
3.	Khari Jaxon	1990-93	368-621	.593
4.	Charlie Thomas	1987-89	472-800	.590
5.	Luc Longley	1987-91	696-1,187	.586
6.	Tim Williams	2015-17	364-621	.586
7.	Johnny Brown	1984-86	464-816	.569
8.	Darryl Minniefield	1971-73	280-499	.561
9.	Damion Walker	1998-00	220-407	.540
10.	Kurt Miller	1987-91	267-495	.539



Rich Pokorski



David Chiotti



Jimmie Allen

Team

MOST 3-POINT FIELD GOALS / GAME

20 vs. Santa Clara, Nov. 13, 2004

MOST 3-POINT FIELD GOALS ATTEMPTED / GAME

42 vs. New Mexico State, Dec. 11, 1993

3-POINT FIELD GOAL PERCENTAGE / GAME

81.8 percent (9-11) vs. Texas Tech, December 15, 2007

MOST 3-POINT FIELD GOALS / CONFERENCE GAME

17 vs. Utah, Feb. 24, 2007

MOST 3-POINT FIELD GOALS ATTEMPTED / CONFERENCE GAME

36 vs. San José State, Jan. 6, 2018

3-POINT FIELD GOAL PERCENTAGE / CONFERENCE GAME

77.8 percent (7-9) at TCU, Jan. 24, 2009

MOST 3-POINT FIELD GOALS / SEASON

367, 2017-18

MOST 3-POINT FIELD GOALS ATTEMPTED / SEASON

979, 2017-18

HIGHEST 3-POINT FIELD GOAL PERCENTAGE / SEASON

43.4 percent (157-362), 1988-89

MOST 3-POINT FIELD GOALS / CONFERENCE SEASON

202, 2017-18

MOST 3-POINT FIELD GOALS ATTEMPTED / CONFERENCE SEASON

506, 2017-18

HIGHEST 3-POINT FIELD GOAL PERCENTAGE / CONFERENCE SEASON

45.7 (69-151), 1988-89 (16 games)

Year-by-Year 3-pt FG% Leaders

Year	Player	FGM	FGA	Pct.
1986-87	Kelly Graves	71	166	.428
1987-88	Rob Robbins	40	100	.400
1988-89	Rob Robbins	83	169	.491
1989-90	Darrell McGee	58	149	.389
1990-91	Rob Robbins	71	170	.418
1991-92	Willie Banks	33	76	.434
1992-93	Ike Williams	71	155	.458
1993-94	Greg Brown	80	192	.417
1994-95	Clayton Shields	32	88	.364
1995-96	Royce Olney	38	87	.437
1996-97	Clayton Shields	96	226	.425
1997-98	Royce Olney	80	156	.513
1998-99	Kevin Henry	102	239	.427
1999-00	Lamont Long	57	154	.370
2000-01	Ruben Douglas	58	143	.406
2001-02	Tim Lightfoot	39	80	.488
2002-03	Javin Tindall	53	126	.421
2003-04	Troy DeVries	54	121	.446
2004-05	Troy DeVries	93	206	.451
2005-06	Mark Walters	57	151	.377
2006-07	Chad Toppert	85	183	.464
2007-08	Jamaal Smith	38	78	.487
2008-09	Roman Martinez	69	165	.418
2009-10	Roman Martinez	99	240	.413
2010-11	Kendall Williams	55	129	.426
2011-12	Phillip McDonald	47	107	.439
2012-13	Tony Snell	64	164	.390
2013-14	Kendall Williams	63	162	.389
2014-15	Hugh Greenwood	72	211	.341
2015-16	Elijah Brown	89	226	.394
2016-17	Elijah Brown	68	206	.330

Individual

MOST 3-POINT FIELD GOALS / GAME

10, Kendall Williams at Colorado State, Feb. 23, 2013

9, Ruben Douglas vs. Pacific, Nov. 23, 2001

9, Javin Tindall at UNLV, Jan. 31, 2004

8, Marlow White vs. Simon Fraser, Nov. 21, 1993

8, Clayton Shields vs. TCU, Jan. 5, 1998

8, Royce Olney vs. UTEP, Feb. 19, 1998

8, Ruben Douglas vs. UNLV, Jan. 27, 2003

8, Roman Martinez vs. San Diego, Dec. 9, 2009

MOST 3-POINT FIELD GOALS ATTEMPTED / GAME

17, Elijah Brown at Air Force, Feb. 20, 2016

15, Rob Robbins vs. Wyoming, Jan. 5, 1991

15, Ruben Douglas vs. UNLV, Jan. 27, 2003

3-POINT FIELD GOAL PERCENTAGE / GAME (Minimum 5 made)

1.000 (5-5), Anthony Mathis vs. Fresno State, March 3, 2018

88.9 (8-9), Roman Martinez vs. San Deigo, Dec. 9, 2009

88.9 (8-9), Clayton Shields vs. TCU, Jan. 5, 1998

MOST 3-POINT FIELD GOALS / CONFERENCE GAME

10, Kendall Williams at Colorado State, Feb. 23, 2013

9, Javin Tindall at UNLV, Jan. 31, 2004

8, Royce Olney vs. UTEP, Feb. 19, 1998

8, Ruben Douglas vs. UNLV, Jan. 27, 2003

MOST 3-POINT FIELD GOALS ATTEMPTED / CONFERENCE GAME

17, Elijah Brown at Air Force, Feb. 20, 2016

15, Rob Robbins vs. Wyoming, Jan. 5, 1991

15, Ruben Douglas vs. UNLV, Jan. 27, 2003

MOST 3-POINT FIELD GOALS / SEASON

102, Kevin Henry, 1998-99

MOST 3-POINT FIELD GOALS ATTEMPTED / SEASON

240, Roman Martinez, 2009-10

HIGHEST 3-POINT FIELD GOAL PERCENTAGE / SEASON

51.3 percent (80-156), Royce Olney, 1997-98

MOST 3-POINT FIELD GOALS / CONFERENCE SEASON

66, Anthony Mathis, 2017-18

59, Ruben Douglas, 2002-03

59, Marlow White, 1993-94

MOST 3-POINT FIELD GOALS ATTEMPTED / CONFERENCE SEASON

144, Marlow White, 1993-94

HIGHEST 3-POINT FIELD GOAL PERCENTAGE / CONFERENCE SEASON

59.3 percent (48-81), Royce Olney, 1997-98

CONSECUTIVE GAMES, 3-POINT SHOT MADE

35, Ruben Douglas, last 7 games of 2001-02; all of 2002-03

29, Troy DeVries, 2004-05

27, Charles Smith, 1996-97

22, Ike Williams, 1992-93

21, Lamont Long, 1999-00

21, Chad Toppert, 2007-08

19, Chad Toppert, 2008-09

19, Elijah Brown, 2015-16

19, Anthony Mathis, 2017-18


3-pt FGs - Individual

3-POINT FIELD GOALS MADE / GAME

1.	10	Kendall Williams at Colorado State	Feb. 23, 2013
2.	9	Ruben Douglas vs. Pacific	Nov. 23, 2001
	9	Javin Tindall at UNLV	Jan. 31, 2004
4.	8	Marlow White vs. Simon Fraser	Nov. 21, 1993
	8	Clayton Shields vs. TCU	Jan. 5, 1998
	8	Royce Olney vs. UTEP	Feb. 19, 1998
	8	Ruben Douglas vs. UNLV	Jan. 27, 2003
	8	Roman Martinez vs. San Diego	Dec. 9, 2009
9.	7	13 times, last by Anthony Mathis vs. Utah State	Feb. 14, 2018

3-POINT FIELD GOALS ATTEMPTED / GAME

1.	17	Elijah Brown at Air Force	Feb. 20, 2016
2.	15	Rob Robbins vs. Wyoming	Jan. 5, 1991
	15	Ruben Douglas vs. UNLV	Jan. 27, 2003
4.	14	Kevin Henry vs. Fresno State	Feb. 13, 1999
	14	Ruben Douglas vs. Pacific	Nov. 23, 2001
6.	13	Tony Snell at Air Force	March 9, 2013
	13	Kendall Williams at Colorado State	Feb. 23, 2013
	13	Rob Robbins vs. Texas-El Paso	Feb. 23, 1991
	13	Steve Logan vs. New Mexico State	Nov. 30, 1991
	13	Kevin Henry vs. New Hampshire	Dec. 28, 1998
	13	Mark Walters at New Mexico State	Dec. 3, 2005



Marlow White



Royce Olney

3-pt FGs - Opposing Team

3-POINT FIELD GOALS MADE / GAME

1.	20	Santa Clara	Nov. 13, 2004
2.	18	UTEP	Feb. 19, 1998
	18	Holy Cross	Dec. 29, 1997
4.	17	at Utah	Feb. 24, 2007
	17	Simon Fraser	Nov. 21, 1993
6.	16	BYU	Dec. 23, 2015
	16	Northern Arizona	Dec. 16, 2009
	16	Abilene Christian	Nov. 10, 2006
	16	Penn State	Dec. 29, 2004
	16	Sacramento State	Dec. 19, 1998
	16	at UTEP	Jan. 29, 1994
	16	Eastern Washington	Dec. 3, 1993
12.	15	Nevada	Jan. 7, 2017
	15	UTEP	Dec. 7, 2016
	15	Air Force	March 9, 2013
	15	San Diego	Jan. 6, 2004
	15	Wyoming	Feb. 15, 2003
	15	Simon Fraser	Nov. 18, 1996
	15	Colorado State	Feb. 12, 1994

3-POINT FIELD GOALS ATTEMPTED / GAME

1.	42	New Mexico State	Dec. 11, 1993
2.	39	Abilene Christian	Nov. 10, 2006
3.	38	vs. UAB	Nov. 21, 2013
4.	37	Simon Fraser	Nov. 21, 1993
5.	36	at Wyoming	Jan. 5, 2008
6.	35	at Illinois State	Dec. 13, 2016
	35	Santa Clara	Nov. 13, 2004
	35	San Diego	Jan. 6, 2004
	35	New Mexico State	Dec. 13, 1996
9.	34	Texas-El Paso	Jan. 21, 1995
	34	Eastern Washington	Dec. 3, 1993

3-POINT FIELD GOAL PERCENTAGE / GAME (Min. 7 made)

1.	81.8 (9-11)	Texas Tech	Dec. 15, 2007
2.	77.8 (7-9)	TCU	Jan. 24, 2009
3.	75.0 (9-12)	Fresno State	Jan. 13, 2018
4.	72.2 (13-18)	San Francisco State	Nov. 22, 2003
5.	70.0 (7-10)	Wyoming	Feb. 6, 1992
6.	69.6 (16-23)	Sacramento State	Dec. 19, 1998
7.	69.2 (9-13)	Arizona	Dec. 6, 2017
8.	68.4 (20-35)	Santa Clara	Nov. 13, 2004
9.	68.2 (15-22)	Simon Fraser	Nov. 18, 1996
10.	66.7 (8-12)	Georgia State	Feb. 12, 2001
	66.7 (12-18)	McNeese State	Dec. 21, 1998
	66.7 (8-12)	Brigham Young	Feb. 22, 1992
	66.7 (12-18)	San Diego	Dec. 9, 2009

Three-Point Field Goals

3-POINT FIELD GOALS MADE / SEASON

Rk.	Player	Year	No.
1.	Kevin Henry	1998-99	102
2.	Roman Martinez	2009-10	99
3.	Anthony Mathis	2017-18	98
4.	Clayton Shields	1996-97	96
5.	Marlow White	1993-94	94
	Ruben Douglas	2002-03	94
7.	Troy DeVries	2004-05	93
8.	Clayton Shields	1997-98	90
9.	Elijah Brown	2015-16	89
10.	Chad Toppert	2006-07	85
	Chad Toppert	2007-08	85

3-POINT FIELD GOALS ATTEMPTED / SEASON

Rk.	Player	Year	No.
1.	Roman Martinez	2009-10	240
2.	Kevin Henry	1998-99	239
3.	Ruben Douglas	2002-03	238
4.	Marlow White	1993-94	237
5.	Clayton Shields	1996-97	226
	Elijah Brown	2015-16	226
7.	Clayton Shields	1997-98	221
8.	Marlow White	1994-95	211
	Hugh Greenwood	2014-15	211
10.	Steve Logan	1991-92	210

3-POINT FIELD GOALS MADE / CAREER

Rk.	Player	Years	No.
1.	Clayton Shields	1994-98	285
2.	Chad Toppert	2005-09	266
3.	Rob Robbins	1987-91	264
4.	Ruben Douglas	2000-03	218
5.	Phillip McDonald	2008-12	207
	Charles Smith	1993-97	207
7.	Kendall Williams	2010-14	205
	Roman Martinez	2006-10	205
9.	Kevin Henry	1997-00	197
10.	Hugh Greenwood	2011-15	187

3-POINT FIELD GOALS ATTEMPTED / CAREER

Rk.	Player	Years	No.
1.	Clayton Shields	1994-98	699
2.	Rob Robbins	1987-91	636
3.	Chad Toppert	2005-09	606
4.	Charles Smith	1993-97	605
5.	Kendall Williams	2010-14	539
6.	Ruben Douglas	2000-03	528
7.	Kevin Henry	1997-00	515
8.	Roman Martinez	2006-10	507
9.	Marlow White	1993-95	448
10.	Phillip McDonald	2008-12	441

3-POINT FIELD GOAL PERCENTAGE / SEASON

Rk.	Player	Year	FG-FGA	Pct.
1.	Royce Olney	1997-98	80-156	.513
2.	Rob Robbins	1988-89	83-169	.491
3.	Tim Lightfoot	2001-02	39-80	.488
4.	Jamaal Smith	2007-08	38-78	.487
5.	Chad Toppert	2007-08	85-177	.480
6.	Anthony Mathis	2017-18	98-207	.473
7.	Chad Toppert	2006-07	85-183	.464
8.	Ike Williams	1992-93	71-155	.458
9.	Troy DeVries	2004-05	93-206	.451
10.	Ruben Douglas	2001-02	66-147	.449

3-POINT FIELD GOAL PERCENTAGE / CAREER

Rk.	Player	Years	FG-FGA	Pct.
1.	Troy DeVries	2003-05	147-327	.450
2.	Anthony Mathis	2015-Pr.	116-260	.446
3.	Willie Banks	1988-92	78-177	.441
4.	Chad Toppert	2005-09	266-606	.439
5.	Kelly Graves	1985-87	71-166	.427
6.	Royce Olney	1994-98	174-408	.426
7.	Greg Brown	1992-94	131-311	.421
8.	Javin Tindall	2002-04	125-298	.419
9.	Rob Robbins	1987-91	264-636	.415
10.	Ruben Douglas	2000-03	218-528	.413

Team**MOST FREE THROWS / GAME**

47 vs. Arizona (60 attempts), Feb. 26, 1979

MOST FREE THROWS ATTEMPTED / GAME

69 vs. Eastern New Mexico, Dec. 4, 1954

FREE THROW PERCENTAGE / GAME

100.0 percent (14-14) vs. Maryland, Nov. 25, 2017
 100.0 percent (17-17) vs. Utah State, Jan. 24, 2017
 100.0 percent (21-21) vs. Connecticut, Nov. 19, 2012

MOST FREE THROWS / CONFERENCE GAME

40 vs. Utah (53 attempts), March 1, 2003

MOST FREE THROWS ATTEMPTED / CONFERENCE GAME

55 vs. Wyoming, Feb. 18, 1966

FREE THROW PERCENTAGE / CONFERENCE GAME

100.0 (17-17) vs. Utah State, Jan. 24, 2017
 100.0 (10-10) at Wyoming, Jan. 24, 2015
 100.0 (7-7) vs. TCU, Jan. 26, 2011
 96.2 (25-26) vs. Wyoming, Feb. 15, 1979

MOST FREE THROWS / SEASON

626, 1986-87

MOST FREE THROWS ATTEMPTED / SEASON

896, 1986-87

HIGHEST FREE THROW PERCENTAGE / SEASON


77.7 (550-708), 2017-18

MOST FREE THROWS / CONFERENCE SEASON


354, 2015-16

MOST FREE THROWS ATTEMPTED / CONFERENCE SEASON

476, 2015-16

HIGHEST FREE THROW PERCENTAGE / CONFERENCE SEASON

Rob Robbins



Kelvin Scarborough

Individual**MOST FREE THROWS / GAME**

26 (26-31), Ruben Douglas vs. Utah, March 1, 2003
 19 (19-25), Toby Roybal vs. Montana, Jan. 11, 1956

MOST FREE THROWS ATTEMPTED / GAME

31, Ruben Douglas vs. Utah, March 1, 2003
 25, Toby Roybal vs. Montana, Jan. 11, 1956

FREE THROW PERCENTAGE / GAME (Minimum 12 made)

100.0, Joe Furstinger vs. Prairie View A&M (12-12), Dec. 22, 2017
 100.0, Kendall Williams vs. San Diego (16-16), Nov. 30, 2014
 100.0, Ruben Douglas vs. UNLV (15-15), Feb. 5, 2002
 100.0, Phil Smith vs. Wyoming (15-15), Feb. 12, 1981
 100.0, Elijah Brown vs. Nevada (15-15), Dec. 30, 2015
 100.0, Elijah Brown vs. Fresno State (14-14), Dec. 28, 2016
 100.0, Ruben Douglas vs. Northwestern State (14-14), Nov. 25, 2002
 100.0, Phil Abney vs. Wyoming (12-12), Feb. 15, 1979
 100.0, Ruben Douglas vs. BYU (12-12), March 3, 2003
 100.0, Daniel Faris vs. TCU (12-12), Feb. 24, 2009

CONSECUTIVE FREE THROWS MADE

52, Rob Robbins, 1989-90

FREE THROWS / CONFERENCE GAME

26 (26-31), Ruben Douglas vs. Utah, March 1, 2003

MOST FREE THROWS ATTEMPTED / CONFERENCE GAME

31 (made 26), Ruben Douglas vs. Utah, March 1, 2003

FREE THROW PERCENTAGE / CONFERENCE GAME (Min. 12 made)

100.0, Phil Smith vs. Wyoming (15-15), Feb. 12, 1981
 100.0, Elijah Brown vs. Nevada (15-15), Dec. 30, 2015
 100.0, Elijah Brown vs. Fresno State (14-14), Dec. 28, 2016
 100.0, Phil Abney vs. Wyoming (12-12), Feb. 15, 1979
 100.0, Ruben Douglas vs. BYU (12-12), March 3, 2003
 100.0, Daniel Faris vs. TCU (12-12), Feb. 24, 2009

MOST FREE THROWS / SEASON

253, Ruben Douglas, 2002-03

MOST FREE THROWS ATTEMPTED / SEASON

301, Ruben Douglas, 2002-03

HIGHEST FREE THROW PERCENTAGE / SEASON

93.5 (101-108), Rob Robbins, 1989-90

MOST FREE THROWS / CONFERENCE SEASON

158, Ruben Douglas, 2002-03

MOST FREE THROWS ATTEMPTED / CONFERENCE SEASON

185, Ruben Douglas, 2002-03

HIGHEST FREE THROW PERCENTAGE / CONFERENCE SEASON

92.6 (50-54), Rob Robbins, 1989-90

Year-by-Year FT% (50 min.)

Year	Player	FTM	FTA	Pct.
1950-51	Frank Kremer	66	90	.735
1951-52	Larry Tuttle	55	67	.821
1952-53	Dan Darrow	141	169	.834
1953-54	Gene Golden	54	70	.771
1954-55	Oliver Lee	50	60	.833
1955-56	Floyd Siegel	52	68	.765
1956-57	Bob Martin	101	123	.821
1957-58	Bob Martin	69	87	.793
1958-59	Gig Brummell	75	106	.708
1959-60	Francis Coffee	65	84	.774
1960-61	Gig Brummell	59	75	.787
1961-62	Mike Lucero	92	115	.800
1962-63	Ira Harge	135	214	.631
1963-64	Skip Kruzich	83	103	.814
1964-65	Skip Kruzich	69	86	.802
1965-66	Jim Howard	70	85	.824
1966-67	Mel Daniels	131	191	.686
1967-68	Ron Nelson	120	146	.822
1968-69	Ron Becker	74	94	.787
1969-70	Ron Becker	153	191	.801
1970-71	John Johnson	61	75	.813
1971-72	Tommy Roberts	118	135	.874
1972-73	Chester Fuller	62	85	.729
1973-74	Mark Saiers	53	83	.699
1974-75	Pat King	91	108	.843
1975-76	Ricky Williams	70	94	.745
1976-77	Michael Cooper	112	140	.800
1977-78	Marvin Johnson	133	171	.778
1978-79	Russell Saunders	83	103	.806
1979-80	Kenny Page	156	203	.768
1980-81	Kenny Page	125	161	.776
1981-82	Alan Dolensky	60	77	.779
1982-83	George Scott	73	95	.768
1983-84	Phil Smith	199	253	.787
1984-85	George Scott	111	146	.760
1985-86	Kelvin Scarborough	88	129	.659
1986-87	Hunter Greene	165	210	.786
1987-88	Hunter Greene	139	172	.808
1988-89	Rob Robbins	77	84	.917
1989-90	Rob Robbins	101	108	.935
1990-91	Rob Robbins	73	86	.849
1991-92	Willie Banks	114	145	.786
1992-93	Steve Logan	130	162	.803
1993-94	Greg Brown	129	158	.816
1994-95	Marlow White	93	110	.845
1995-96	Charles Smith	107	132	.811
1996-97	Clayton Shields	72	94	.766
1997-98	Kenny Thomas	122	159	.767
1998-99	Lamont Long	112	138	.812
1999-00	Damion Walker	140	173	.809
2000-01	Ruben Douglas	95	120	.792
2001-02	Ruben Douglas	140	167	.838
2002-03	Ruben Douglas	253	301	.841
2003-04	Javin Tindall	64	77	.831
2004-05	Danny Granger	154	204	.755
2005-06	Mark Walters	100	142	.704
2006-07	Jamaal Smith	66	80	.825
2007-08	Chad Toppert	92	117	.786
2008-09	Chad Toppert	75	91	.824
2009-10	Dairese Gary	195	260	.750
2010-11	Dairese Gary	163	209	.780
2011-12	Tony Snell	54	65	.831
2012-13	Tony Snell	86	102	.843
2013-14	Kendall Williams	179	228	.785
2014-15	Devon Williams	53	76	.697
2015-16	Elijah Brown	217	255	.851
2016-17	Elijah Brown	182	220	.827
2017-18	Anthony Mathis	67	78	.859

Free Throws

FREE THROWS MADE / SEASON

Rk.	Player	Year	No.
1.	Ruben Douglas	2002-03	253
2.	Cameron Bairstow	2013-14	219
3.	Elijah Brown	2015-16	217
4.	Kelvin Scarborough	1986-87	200
5.	Phil Smith	1983-84	199
6.	Dairese Gary	2009-10	195
7.	Willie Long	1970-71	193
8.	Elijah Brown	2016-17	182
9.	Kendall Williams	2013-14	179
10.	Hunter Greene	1986-87	165

FREE THROWS ATTEMPTED / SEASON

Rk.	Player	Year	No.
1.	Ruben Douglas	2002-03	301
2.	Cameron Bairstow	2013-14	298
3.	Willie Long	1970-71	273
4.	Dairese Gary	2009-10	260
5.	Kelvin Scarborough	1986-87	257
6.	Elijah Brown	2015-16	255
7.	Phil Smith	1983-84	253
8.	Johnny Brown	1985-86	237
9.	Kendall Williams	2013-14	228
10.	Toby Roybal	1955-56	221

FREE THROWS MADE / CAREER

Rk.	Player	Years	No.
1.	Kendall Williams	2010-14	556
2.	Phil Smith	1980-84	547
3.	Dairese Gary	2007-11	537
4.	Kenny Thomas	1995-99	534
5.	Ruben Douglas	2000-03	488
6.	Kelvin Scarborough	1983-87	441
7.	Willie Long	1968-71	422
8.	Cameron Bairstow	2010-14	401
9.	Elijah Brown	2015-17	399
10.	Lamont Long	1996-00	399

FREE THROWS ATTEMPTED / CAREER

Rk.	Player	Years	No.
1.	Phil Smith	1980-84	730
2.	Kendall Williams	2010-14	727
3.	Kenny Thomas	1995-99	722
4.	Dairese Gary	2007-11	715
5.	Willie Long	1968-71	618
6.	Kelvin Scarborough	1983-87	606
7.	Ruben Douglas	2000-03	588
8.	Cameron Bairstow	2010-14	559
9.	Mel Daniels	1964-67	518
10.	Luc Longley	1987-91	513

FREE THROW PERCENTAGE / SEASON

(Minimum 2 FTM /game)

Rk.	Player	Year	FG-FGA	Pct.
1.	Rob Robbins	1989-90	101-108	.935
2.	Rob Robbins	1988-89	77-84	.917
3.	Tommy Roberts	1971-72	118-135	.874
4.	Elijah Brown	2015-16	217-255	.851
5.	Rob Robbins	1990-91	73-86	.849
6.	Marlow White	1994-95	93-110	.845
7.	Tony Snell	2012-13	86-102	.843
8.	Pat King	1974-75	91-108	.843
9.	Ruben Douglas	2002-03	253-301	.841
10.	Ruben Douglas	2001-02	140-167	.838


FREE THROW PERCENTAGE / CAREER

(Minimum 150 attempts)


Rk.	Player	Years	FG-FGA	Pct.
1.	Rob Robbins	1987-91	309-348	.888
2.	Elijah Brown	2015-17	399-475	.840
3.	Tommy Roberts	1970-73	188-224	.839
4.	Ruben Douglas	2000-03	488-588	.830
5.	Greg Brown	1992-94	168-204	.824
6.	Tony Snell	2010-13	165-201	.821
7.	Ron Nelson	1966-68	156-191	.817
8.	Bob Martin	1956-58	170-210	.810
9.	Chad Toppert	2005-09	139-172	.808
10.	Pat King	1972-75	130-161	.807



Greg Brown



Phil Smith



Kenny Page

Team

MOST ASSISTS / GAME

- 40 vs. Central Florida, Dec. 16, 1978
- 40 vs. Texas-Arlington, Nov. 23, 1990
- 40 vs. Northern New Mexico, Nov. 11, 2017


MOST ASSISTS / CONFERENCE GAME

- 31 vs. Brigham Young, Jan. 5, 1989

MOST ASSISTS / SEASON

- 677, 1988-89

MOST ASSISTS / CONFERENCE SEASON



Darrell McGee

Individual

MOST ASSISTS / GAME

- 21, Kelvin Scarborough vs. Hawai'i, Feb. 13, 1987

MOST ASSISTS / CONFERENCE GAME

- 21, Kelvin Scarborough vs. Hawai'i, Feb. 13, 1987

MOST ASSISTS / SEASON

- 243, Darrell McGee, 1988-89

MOST ASSISTS / CONFERENCE SEASON

- 112, Petie Gibson, 1970-71

MOST ASSISTS / CAREER

- 684, Darrell McGee, 1987-90

MOST ASSISTS / CONFERENCE CAREER

- 287, Kelvin Scarborough, 1984-87

ASSIST AVERAGE / SEASON

- 7.6, Petie Gibson, 1970-71

ASSIST AVERAGE / CONFERENCE SEASON

- 8.0, Petie Gibson, 1970-71

ASSIST AVERAGE / CAREER

- 7.2, Petie Gibson, 1969-71

ASSIST AVERAGE / CONFERENCE CAREER

- 7.3, Petie Gibson, 1969-71

Year-by-Year Asst. Leaders

Year	Player	Games	No.	Avg.
1968-69	Petie Gibson	26	183	7.03
1969-70	Petie Gibson	26	179	6.88
1970-71	Petie Gibson	26	198	7.61
1971-72	Tommy Roberts	26	110	4.23
1972-73	Tommy Roberts	27	88	3.25
1973-74	Wendell Taylor	29	109	3.75
1974-75	Pat King	26	101	3.88
1975-76	Ricky Williams	26	102	3.92
1976-77	Michael Cooper	30	101	3.36
1977-78	Russell Saunders	28	132	4.71
1978-79	Russell Saunders	27	139	5.14
1979-80	Everette Jefferson	18	103	5.72
1980-81	Phil Smith	26	176	6.76
1981-82	Phil Smith	28	170	6.07
1982-83	Phil Smith	16	81	5.06
1983-84	Phil Smith	35	203	5.80
1984-85	Kelvin Scarborough	32	175	5.46
1985-86	Kelvin Scarborough	31	151	4.87
1986-87	Kelvin Scarborough	35	212	6.10
1987-88	Darrell McGee	36	182	5.06
1988-89	Darrell McGee	33	243	7.36
1989-90	Darrell McGee	34	205	6.03
1990-91	Jimmy Taylor	30	113	3.76
1991-92	Willie Banks	33	162	4.91
1992-93	Steve Logan	31	135	4.35
1993-94	Greg Brown	31	136	4.39
1994-95	David Gibson	30	113	3.77
1995-96	David Gibson	33	119	3.61
1996-97	David Gibson	33	112	3.39
1997-98	David Gibson	32	116	3.63
1998-99	John Robinson II	34	162	4.76
1999-00	Marlon Parmer	32	115	3.59
2000-01	Marlon Parmer	34	182	5.35
2001-02	Senque Carey	30	95	3.17
2002-03	Javin Tindall	25	67	2.68
2003-04	Javin Tindall	28	98	3.50
2004-05	Mark Walters	33	92	2.80
2005-06	Mark Walters	30	92	3.07
2006-07	Darren Prentice	31	101	3.25
2007-08	Dairese Gary	33	105	3.18
2008-09	Dairese Gary	34	140	4.12
2009-10	Darlington Hobson	35	160	4.57
2010-11	Dairese Gary	33	182	5.52
2011-12	Kendall Williams	34	142	4.18
2012-13	Kendall Williams	34	166	4.88
2013-14	Kendall Williams	34	168	4.94
2014-15	Hugh Greenwood	31	101	3.26
2015-16	Cullen Neal	31	114	3.68
2016-17	Elijah Brown	27	95	3.06
2017-18	Antino Jackson	33	151	4.58

Single-Game Assists - Individual

Rk.	Asst.	Player	Opponent	Date
1.	21	Kelvin Scarborough	Hawai'i	Feb. 13, 1987
2.	16	Darrell McGee	Brigham Young	Jan. 5, 1989
	16	Mark Felix	Central Florida	Dec. 16, 1978
4.	15	Darrell McGee	Loyola (Md.)	Nov. 26, 1988
	15	Petie Gibson	Arizona State	Feb. 16, 1969
	15	Petie Gibson	Denver	Jan. 11, 1969
7.	14	Phil Smith	San Diego State	Feb. 11, 1984
	14	Petie Gibson	Denver	Jan. 3, 1970
	14	Petie Gibson	Occidental	Dec. 13, 1968
10.	13	six times		

Single-Game Assists - Team

Rk.	Asst.	Opponent	Date
1.	40	Central Florida	Dec. 16, 1978
	40	Texas-Arlington	Nov. 23, 1990
	40	Northern New Mexico	Nov. 11, 2017
4.	38	U.S. International	Dec. 3, 1985
5.	33	Minnesota	Dec. 29, 1973
6.	32	Midwestern State	Nov. 27, 1981
	32	Holy Cross	Dec. 29, 1997
8.	31	Brigham Young	Jan. 5, 1989
	31	Alaska-Anchorage	Dec. 29, 1984
	31	Missouri Baptist	Nov. 28, 1981
	31	Cameron College	Dec. 5, 1973
	31	Hawai'i	Dec. 18, 1965

Assists

David Gibson and Phil Smith are the only Lobos to lead the team in assists four straight seasons. Gibson led UNM from 1995-98. Smith led UNM in assists every season between 1981-84.

Assists - Season and Career

ASSISTS / SEASON				ASSISTS / CAREER			
Rk.	Player	Year	No.	Rk.	Player	Years	No.
1.	Darrell McGee	1988-89	243	1.	Darrell McGee	1986-90	684
2.	Kelvin Scarborough	1986-87	212	2.	Phil Smith	1980-84	630
3.	Darrell McGee	1989-90	205	3.	Kendall Williams	2010-14	617
4.	Phil Smith	1983-84	203	4.	Kelvin Scarborough	1983-87	574
5.	Petie Gibson	1970-71	198	5.	Dairese Gary	2007-11	564
6.	Petie Gibson	1968-69	183	6.	Petie Gibson	1968-71	560
7.	Dairese Gary	2010-11	182	7.	David Gibson	1994-98	460
	Marlon Parmer	2000-01	182	8.	Willie Banks	1988-92	419
	Darrell McGee	1987-88	182	9.	Marlon Parmer	1999-02	384
10.	Petie Gibson	1969-70	179	10.	Hugh Greenwood	2014-15	372

Team

MOST BLOCKS / GAME
 12 vs. Brigham Young, Feb. 25, 1977
 12 vs. Rider, Dec. 23, 1987
 12 vs. Washington State, March 23, 1992
 12 vs. UNLV, Jan. 17, 2000
 12 vs. Massachussetts, Nov. 22, 2013

MOST BLOCKS / CONFERENCE GAME
 12 vs. Brigham Young, Feb. 25, 1977
 12 vs. UNLV, Jan. 17, 2000

MOST BLOCKS / SEASON
 182, 1976-77

MOST BLOCKS / CONFERENCE SEASON
 85, 2013-14

INDIVIDUAL

MOST BLOCKS / GAME
 10, Luc Longley vs. Hardin-Simmons, Nov. 24, 1989

MOST BLOCKS / CONFERENCE GAME
 9, Khari Jaxon vs. Hawai'i, Jan. 18, 1992

MOST BLOCKS / SEASON
 117, Luc Longley, 1989-90

MOST BLOCKS / CONFERENCE SEASON
 58, Khari Jaxon, 1991-92

MOST BLOCKS / CAREER
 336, Luc Longley, 1988-91

MOST BLOCKS / CONFERENCE CAREER
 142, Luc Longley, 1988-91

BLOCK AVERAGE / SEASON
 3.4, Luc Longley, 1989-90

BLOCK AVERAGE / CONFERENCE SEASON
 3.6, Khari Jaxon, 1991-92

BLOCK AVERAGE / CAREER
 2.5, Luc Longley, 1988-91

BLOCK AVERAGE / CONFERENCE CAREER
 2.5, Khari Jaxon, 1991-93

Year-by-Year Block Leaders

Year	Player	Games	No.	Avg.
1977-78	Jimmy Allen	28	37	1.3
1978-79	Paul Roby	29	17	0.6
1979-80	Jerome Henderson	13	13	1.0
1980-81	Jerome Henderson	23	39	1.7
1981-82	Mark Snow	20	18	0.9
1982-83	Tim Garrett	29	19	0.7
1983-84	Tim Garrett	35	30	0.9
1984-85	Mike Winters	32	12	0.4
1985-86	Rob Loeffel	31	36	1.2
1986-87	Rob Loeffel	35	37	1.1
1987-88	Rob Loeffel	36	45	1.3
1988-89	Luc Longley	33	90	2.7
1989-90	Luc Longley	34	117	3.4
1990-91	Luc Longley	30	95	3.2
1991-92	Khari Jaxon	33	109	3.3
1992-93	Khari Jaxon	31	88	2.8
1993-94	Lewis LaMar	31	45	1.5
1994-95	Shawn Simpson	30	41	1.4
1995-96	Kenny Thomas	33	50	1.5
1996-97	Kenny Thomas	32	48	1.5
1997-98	Kenny Thomas	32	79	2.5
1998-99	Kenny Thomas	26	62	2.4
1999-00	Wayland White	32	70	2.2
2000-01	Wayland White	31	67	2.2
2001-02	Chad Bell	39	29	1.3
2002-03	Chad Bell	27	24	0.9
2003-04	Danny Granger	28	31	1.4
2004-05	Danny Granger	30	60	2.0
2005-06	David Chiotti	30	24	0.8
2006-07	Daniel Faris	32	25	0.8
2007-08	J.R. Giddens	33	39	1.2
2008-09	Daniel Faris	34	52	1.5

Year	Player	Games	No.	Avg
2009-10	A.J. Hardeman	35	44	1.3
2010-11	Drew Gordon	26	34	1.3
2011-12	Drew Gordon	35	35	1.0
2012-13	Alex Kirk	35	63	1.8
2013-14	Alex Kirk	32	85	2.7
2014-15	Obj Aget	31	42	1.4
2015-16	Tim Williams	32	39	1.2
2016-17	Obj Aget	31	44	1.4
2017-18	Joe Furstinger	33	53	1.6

Single-Game Team Blocks

Rk	No.	Opponent	Date
1.	12	vs. Massachussetts	Nov. 22, 2013
	12	UNLV	Jan. 17, 2000
	12	Washington State	Mar. 23, 1992
	12	Rider	Dec. 23, 1987
	12	Brigham Young	Feb. 25, 1977
6.	11	New Mexico State	Dec. 15, 2012
	11	North Dakota	Jan. 7, 2012
	11	at New Mexico State	Dec. 15, 1990
	11	Eastern New Mexico	Feb. 22, 1989
	11	Brigham Young	Jan. 26, 1978
11.	10	N.M. Highlands	Nov. 24, 2003
	10	South Florida	Mar. 15, 2000
	10	UTEP	Dec. 18, 1999
	10	Hawai'i	Jan. 18, 1992
	10	San Francisco	Nov. 24, 1990
	10	Hardin-Simmons	Nov. 24, 1989
	10	Western New Mexico	Nov. 30, 1987
	10	Wisconsin-Parkside	Dec. 4, 1976

Single-Game Blocks - Individual

Rk.	Bkls.	Player	Opponent	Date
1.	10	Luc Longley	Hardin-Simmons	Nov. 24, 1989
2.	9	Khari Jaxon	Hawai'i	Jan. 18, 1992
3.	8	Wayland White	Alcorn State	Nov. 27, 2000
	8	Khari Jaxon	Texas A&M	Dec. 3, 1992
	8	Luc Longley	Towson State	Dec. 30, 1989
	8	Luc Longley	New Mexico State	Dec. 17, 1988
7.	7	Obj Aget	UNLV	Jan. 10, 2017
	7	Wayland White	South Florida	Mar. 15, 2000
	7	Wayland White	UNLV	Jan. 17, 2000
	7	Kenny Thomas	Hawai'i	Jan. 9, 1999
	7	Kenny Thomas	San Diego State	Jan. 7, 1999
	7	Kenny Thomas	Colorado State	Jan. 12, 1998
	7	Khari Jaxon	Utah	Jan. 3, 1992
	7	Luc Longley	Hawai'i	March 23, 1990
	7	Luc Longley	Centenary	Dec. 18, 1990
	7	Luc Longley	Pepperdine	Mar. 21, 1989

Blocks

BLOCKS / SEASON				BLOCKS / CAREER			
Rk.	Player	Year	No.	Rk.	Player	Years	No.
1.	Luc Longley	1989-90	117	1.	Luc Longley	1987-91	336
2.	Khari Jaxon	1991-92	109	2.	Kenny Thomas	1995-99	239
3.	Luc Longley	1990-91	95	3.	Khari Jaxon	1990-93	220
4.	Luc Longley	1988-89	90	4.	Alex Kirk	2010-14	168
5.	Khari Jaxon	1992-93	88	5.	Wayland White	1999-01	137
6.	Alex Kirk	2013-14	85	6.	Obj Ajet	2013-17	129
7.	Kenny Thomas	1997-98	79	7.	Rob Loeffel	1986-89	126
8.	Wayland White	1999-00	70	8.	Joe Furstinger	2014-18	107
9.	Wayland White	2000-01	67	9.	A.J. Hardeman	2008-12	100
10.	Alex Kirk	2012-13	63	10.	Cameron Bairstow	2013-14	99

Blocks

Luc Longley is the only player in school history to record 10 or more blocks in a single game. Longley rejected 10 shots against Hardin-Simmons on November 24, 1989. Longley also set the single season school record with 117 blocked shots during the 1989-90 season.

Team

MOST STEALS / GAME

25 vs. Western New Mexico, Nov. 28, 1990

MOST STEALS / CONFERENCE GAME


19 vs. Colorado State, March 5, 2005

MOST STEALS / SEASON

294, 1986-87

MOST STEALS / CONFERENCE SEASON

130, 2017-18



Phil Abney

Individual

MOST STEALS / GAME

10, Phil Abney vs. Davidson, Dec. 29, 1978

MOST STEALS / CONFERENCE GAME

8, Hunter Greene vs. SDSU, Jan. 3, 1987
8, Marlow White vs. BYU, Feb. 4, 1995

MOST STEALS / SEASON

84, Hunter Greene, 1986-87

MOST STEALS / CONFERENCE SEASON

41, Kelvin Scarborough, 1986-87

MOST STEALS / CAREER

235, Kelvin Scarborough, 1984-87

MOST STEALS / CONFERENCE CAREER

106, Kelvin Scarborough, 1984-87

STEAL AVERAGE / SEASON

2.50, Kelvin Scarborough, 1985

STEAL AVERAGE / CONFERENCE SEASON

2.56, Kelvin Scarborough, 1986-87

STEAL AVERAGE / CAREER

1.81, Kelvin Scarborough, 1984-87

STEAL AVERAGE / CONFERENCE CAREER

1.9, Marlow White, 1994-95

Year-by-Year Steal Leaders

Year	Player	Games	No.	Avg.
1977-78	Michael Cooper	28	54	1.92
1978-79	Russell Saunders	27	42	1.55
1979-80	Everette Jefferson	18	35	1.94
1980-81	Phil Smith	26	47	1.80
1981-82	Phil Smith	28	45	1.60
1982-83	Michael Johnson	29	29	1.00
1983-84	Phil Smith	35	77	2.20
1984-85	Kelvin Scarborough	32	80	2.50
1985-86	Kelvin Scarborough	31	53	1.70
1986-87	Hunter Greene	35	84	2.40
1987-88	Hunter Greene	36	70	1.94
1988-89	Darrell McGee	33	56	1.69
1989-90	Kurt Miller	32	42	1.31
1990-91	Willie Banks	26	61	2.35
1991-92	Willie Banks	33	62	1.88
1992-93	Steve Logan	31	56	1.81
1993-94	Marlow White	31	54	1.74
1994-95	Marlow White	30	55	1.83
1995-96	Charles Smith	33	66	2.00
1996-97	Charles Smith	33	50	1.52
1997-98	Lamont Long	32	49	1.53
1998-99	Lamont Long	31	49	1.58
1999-00	Lamont Long	32	61	1.91
2000-01	Wayland White	31	57	1.84
2001-02	Eric Chatfield	30	32	1.07
2002-03	Ruben Douglas	28	35	1.25
2003-04	Danny Granger	22	29	1.32
2004-05	Danny Granger	30	63	2.10
2005-06	Mark Walters	30	62	2.09
2006-07	Darren Prentice	31	35	1.13
2007-08	J.R. Giddens	33	47	1.42
2008-09	Tony Danridge	34	41	1.21
2009-10	Roman Martinez	35	51	1.46
2010-11	Kendall Williams	35	49	1.40
2011-12	Kendall Williams	34	46	1.35
2012-13	Hugh Greenwood	35	47	1.34
2013-14	Kendall Williams	34	53	1.56
2014-15	Hugh Greenwood	31	47	1.51
2015-16	Elijah Brown	32	35	1.09
2016-17	Elijah Brown	31	41	1.32
2017-18	Troy Simons	29	52	1.79

Single-Game Steals - Individual

Rk.	No.	Player	Opponent	Date
1.	10	Phil Abney	Davidson	Dec. 29, 1978
2.	9	Willie Banks	Tennessee State	Dec. 21, 1991
3.	8	Danny Granger	Penn State	Dec. 29, 2003
	8	Marlow White	Brigham Young	Feb. 4, 1995
	8	Hunter Greene	San Diego State	Jan. 3, 1987
	8	Kelvin Scarborough	Texas A&M	Mar. 12, 1985
7.	7	Roland Hannah	Washington	Jan. 2, 2000
	7	Khari Jaxon	San Diego State	Jan. 18, 1993
	7	Everette Jefferson	Idaho State	Dec. 28, 1979

Single-Game Steals - Team

Rk.	No.	Opponent	Date
1.	25	Western New Mexico	Nov. 28, 1990
2.	22	Northern New Mexico	Nov. 11, 2017
3.	20	Simon Fraser	Nov. 16, 1999
	20	Tennessee State	Dec. 21, 1991
	20	Arizona	Dec. 4, 1982
6.	19	Colorado State	March 5, 2005
7.	18	San Diego State	Jan. 3, 1987
	18	Colorado State	Mar. 2, 1978
9.	17	Arkansas-Pine Bluff	Dec. 17, 2016
	17	San Diego State	Jan. 17, 1993
	17	Morgan State	Nov. 23, 1984

Steals

Kelvin Scarborough and Hunter Greene are the only Lobos to record more than 200 steals during their career. Scarborough is the all-time steals leader with 235 (1984-87), while Greene recorded 203 (1984-88).

Steals

STEALS / SEASON

Rk.	Player	Year	No.
1.	Hunter Greene	1986-87	84
2.	Kelvin Scarborough	1984-85	80
3.	Kelvin Scarborough	1986-87	78
4.	Phil Smith	1983-84	77
5.	Hunter Greene	1987-88	70
6.	Charles Smith	1995-96	66
7.	Danny Granger	2004-05	63
8.	Willie Banks	1991-92	62
	Mark Walters	2005-06	62

STEALS / CAREER

Rk.	Player	Years	No.
1.	Kelvin Scarborough	1983-87	235
2.	Hunter Greene	1983-88	203
3.	Phil Smith	1980-84	197
4.	Kendall Williams	2010-14	186
5.	Lamont Long	1996-00	184
6.	Willie Banks	1988-92	182
7.	Charles Smith	1993-97	178
8.	Darrell McGee	1986-90	168
9.	Dairese Gary	2007-11	162
10.	Mark Walters	2002-06	153

Minutes Played

- MOST MINUTES / SEASON**
1,343, Alan Dolensky, 1983-84
- MOST MINUTES / CONFERENCE SEASON**
708, Greg Brown, 1993-94
- MOST MINUTES / CAREER**
4,509, David Gibson, 1995-98
- MOST MINUTES / CONFERENCE CAREER**
2,326, David Gibson, 1995-98
- MINUTES AVERAGE / SEASON**
35.8, Ron Becker, 1969-70
- MINUTES AVERAGE / CAREER**
35.2, David Gibson, 1995-98

TURNOVERS

- TURNOVERS CAUSED**
48 by N.M. Highlands, Nov. 26, 1976
- TURNOVERS BY UNM**
39 vs. N.M. Highlands, Nov. 26, 1976

TRIPLE-DOUBLE

- TRIPLE DOUBLES**
2 by Luc Longley, Nov. 24, 1989
vs. Hardin Simmons (23 pts., 15 reb., 10 blocks)
Mar. 28, 1990 vs. Penn State
(17 pts., 14 reb., 10 assists)

Year-by-Year Mins. Leaders

Year	Player	Games	No.	Avg.
1969-70	Ron Becker	26	1008	38.8
1970-71	Petie Gibson	26	963	37.0
1971-72	Tommy Roberts	26	958	36.8
1972-73	Darryl Minniefield	27	794	29.4
1973-74	Mark Saiers	29	866	29.9
1974-75	Bill Hagins	26	868	33.4
1975-76	Ricky Williams	26	842	32.4
1976-77	Michael Cooper	30	957	31.9
1977-78	Marvin Johnson	28	910	32.5
1978-79	Phil Abney	29	871	30.0
1979-80	Kenny Page	28	1,071	38.3
1980-81	Kenny Page	25	933	37.3
1981-82	Phil Smith	28	968	34.6
1982-83	Michael Johnson	29	827	28.5
1983-84	Alan Dolensky	35	1,343	38.4
1984-85	Kelvin Scarborough	32	1,146	35.8
1985-86	Johnny Brown	31	1,139	36.7
1986-87	Kelvin Scarborough	35	1,317	37.6
1987-88	Hunter Greene	36	1,208	33.6
1988-89	Rob Robbins	33	1,143	34.6
1989-90	Luc Longley	34	1,192	35.1
1990-91	Luc Longley	30	1,067	35.6
1991-92	Willie Banks	33	1,234	37.4
1992-93	Steve Logan	31	1,087	35.1
1993-94	Greg Brown	31	1,190	38.4
1994-95	David Gibson	30	1,046	34.9
1995-96	David Gibson	33	1,126	34.1
1996-97	David Gibson	33	1,203	36.5
1997-98	Lamont Long	32	1,191	37.2
1998-99	Lamont Long	31	1,173	37.8
1999-00	Lamont Long	32	1,103	34.5
2000-01	Marlon Parmer	34	1,152	33.9
2001-02	Eric Chatfield	30	988	32.9
2002-03	Ruben Douglas	28	984	35.1
2003-04	Javin Tindall	28	921	32.9
2004-05	Troy DeVries	33	1,011	30.6
2005-06	David Chiotti	30	979	32.6
2006-07	Tony Danridge	32	895	28.0
2007-08	J.R. Giddens	33	1,063	32.2
2008-09	Tony Danridge	34	1,091	32.1
2009-10	Darlington Hobson	35	1,175	33.6
2010-11	Dairese Gary	33	1,117	33.8
2011-12	Drew Gordon	35	1,078	30.8
2012-13	Kendall Williams	34	1,170	34.4
2013-14	Kendall Williams	34	1,200	35.3
2014-15	Hugh Greenwood	31	1,094	35.3
2015-16	Elijah Brown/Tim Williams	32	1,078	33.7
2016-17	Elijah Brown	31	1,000	32.3
2017-18	Joe Furstinger	33	895	27.1

Games Played

- MOST GAMES PLAYED / SEASON**
36, by six players, 1987-88
- MOST GAMES PLAYED / CAREER**
137, Kendall Williams, 2010-14
137, A.J. Hardeman, 2008-12
137, Darrell McGee, 1987-90
- | Rk. | Player | Years | GP |
|-----|------------------|---------|-----|
| 1. | Kendall Williams | 2010-14 | 137 |
| | A.J. Hardeman | 2007-11 | 137 |
| | Darrell McGee | 1986-90 | 137 |
| 4. | Dairese Gary | 2007-11 | 135 |
| 5. | Cameron Bairstow | 2010-14 | 134 |
| 6. | Jamal Fenton | 2009-13 | 133 |
| | Phillip McDonald | 2007-11 | 133 |
| | Roman Martinez | 2006-10 | 133 |
| | Rob Robbins | 1987-91 | 133 |
| | Mike Winters | 1983-87 | 133 |

PERSONAL FOULS

- MOST PERSONAL FOULS / SEASON**
118, Kenny Thomas, 1996
118, Daniel Faris, 2009
- MOST PERSONAL FOULS / CAREER**
383, Kenny Thomas, 1996-99
- MOST DISQUALIFICATIONS / SEASON**
10, Andre Logan, 1979
10, Mike Faulkner, 1971
10, Howard Grimes, 1970
10, Fred Sims, 1959
- MOST DISQUALIFICATIONS / CAREER**
18, Daniel Faris, 2006-09
15, Khari Jaxon, 1991-93
15, Darryl Minniefield, 1972-73

Minutes Played / Personal Fouls / Disqualifications

MINUTES PLAYED / SEASON

Rk.	Player	Year	No.
1.	Alan Dolensky	1983-84	1,343
2.	Phil Smith	1983-84	1,338
3.	Kelvin Scarborough	1986-87	1,317
4.	Tim Garrett	1983-84	1,240
	Hunter Greene	1986-87	1,240
6.	Willie Banks	1991-92	1,234
7.	Hunter Greene	1987-88	1,208
8.	David Gibson	1996-97	1,203
9.	Kendall Williams	2013-14	1,200
10.	Nelson Franse	1983-84	1,199

MINUTES PLAYED / CAREER

Rk.	Player	Years	No.
1.	David Gibson	1994-98	4,509
2.	Kendall Williams	2010-14	4,450
3.	Rob Robbins	1987-91	4,338
4.	Lamont Long	1996-00	4,210
5.	Kelvin Scarborough	1983-87	3,947
6.	Mike Winters	1983-87	3,934
7.	Kenny Thomas	1995-99	3,931
8.	Clayton Shields	1994-98	3,865
9.	Hugh Greenwood	2011-15	3,843
10.	Willie Banks	1988-92	3,835

PERSONAL FOULS / SEASON

Rk.	Player	Year	No.
1.	Kenny Thomas	1995-96	118
	Daniel Faris	2008-09	118
3.	Damion Walker	1999-00	115
4.	Charlie Thomas	1987-88	113
5.	Tim Garrett	1983-84	112
6.	Brian Smith	2000-01	108
	Hunter Greene	1986-87	108
8.	Alan Dolensky	1983-84	105
	Khari Jaxon	1991-92	105
10.	Jimmy Williams	1969-70	104

PERSONAL FOULS / CAREER

Rk.	Player	Years	No.
1.	Kenny Thomas	1995-99	383
2.	David Gibson	1994-98	332
3.	Luc Longley	1987-91	329
4.	Clayton Shields	1994-98	328
5.	Daniel Faris	2005-09	325
6.	Alan Dolensky	1980-84	323
7.	Dairese Gary	2007-11	321
8.	Roman Martinez	2006-10	307
9.	Phil Smith	1980-84	305
10.	Kelvin Scarborough	1983-87	303

DISQUALIFICATIONS / SEASON

Rk.	Player	Year	No.
1.	Fred Sims	1958-59	10
	Howard Grimes	1969-70	10
	Mike Faulkner	1970-71	10
	Andre Logan	1978-79	10
5.	A.J. Hardeman	2010-11	9
	Ross Black	1952-53	9
	Marv Spallina	1952-53	9
8.	Darryl Minniefield	1971-72	8
	Everette Jefferson	1979-80	8
	Jimmy Williams	1979-80	8
	Patrick Dennehy	2001-02	8
	Daniel Faris	2008-09	8

DISQUALIFICATIONS / CAREER


Rk.	Player	Years	No.
1.	Daniel Faris	2005-09	18
2.	Darryl Minniefield	1971-73	15
	Khari Jaxon	1990-93	15
4.	Howard Grimes	1966-70	14
	Willie Long	1968-71	14
6.	Francis Grant	1959-62	13
	Everette Jefferson	1978-80	13
	Wayland White	1999-01	13
9.	Ron Sanford	1966-69	12
	Phil Smith	1980-84	12
	Myrl Goodwin	1956-58	12
	Kenny Thomas	1995-99	12
	Mark Walters	2002-06	12

Individual

Points	50, Marvin Johnson, New Mexico vs. Colorado State, March 2, 1978
Field goals	21, Marvin Johnson, New Mexico vs. Colorado State, March 2, 1978 21, Kenny Page, New Mexico vs. Illinois Tech, Dec. 21, 1979
Field goals attempted	39, Ben Monroe, New Mexico vs. Brigham Young, Feb. 23, 1967
Field goal percentage	100.0 (12-12), Luc Longley, New Mexico vs. Texas-Arlington, Nov. 23, 1990 (11-11), Johnny Brown vs. Air Force, Jan. 12, 1985
3-point field goals	11, Bobby Phills, Southern vs. Manhattan, Dec. 28, 1990
3-point field goals attempted	21, Bobby Phills, Southern vs. Manhattan, Dec. 28, 1990
Free throws	26, Ruben Douglas vs. Utah, March 1, 2003
Free throws attempted	31, Ruben Douglas vs. Utah, March 1, 2003
Rebounds	23, Drew Gordon, New Mexico vs. Utah, Feb. 19, 2011 23, Steve Malovic, San Diego State vs. New Mexico, Feb. 24, 1979 23, Darryl Minniefield, New Mexico vs. Utah, March 3, 1972 23, Lew Alcindor, UCLA vs. New Mexico State, March 15, 1968
Assists	21, Kelvin Scarborough, New Mexico vs. Hawai'i, Feb. 13, 1987
Steals	10, Phil Abney, New Mexico vs. Davidson, Dec. 29, 1978
Blocks	10, Luc Longley, New Mexico vs. Hardin-Simmons, Nov. 24, 1989

Team

Points	147, New Mexico vs. Northern N.M. (147-76), Nov. 11, 2017
Points, one half	76, New Mexico vs. Texas-Arlington (2nd half), Nov. 23, 1990
Points, two teams	235, New Mexico (136) vs. Texas-Arlington (99), Nov. 23, 1990
Fewest points	32, (Twice) Last by Weber State vs. New Mexico, Dec. 23, 2007
Fewest points, one half	9, Dartmouth vs. New Mexico, Dec. 29, 1972
Field goals	59, New Mexico vs. Texas-Arlington, Nov. 23, 1990
Field goals attempted	105, New Mexico vs. New Mexico Highlands, Dec. 26, 1976 105, New Mexico vs. Texas-Arlington, Nov. 23, 1990
Field goal percentage	81.4% (35-43), New Mexico vs. Oregon State, Nov. 30, 1985
3-point field goals	20, New Mexico vs. Santa Clara, Nov. 13, 2004 18, New Mexico vs. Northern New Mexico, Nov. 11, 2017 18, New Mexico vs. UTEP, Feb. 19, 1998
3-point field goals attempted	51, Texas-Arlington vs. New Mexico, Nov. 23, 1990
3-point field goal percentage	72.2 (13-18), New Mexico vs. San Francisco State, Nov. 22, 2003
Free throws	47, New Mexico vs. Arizona, Feb. 26, 1979
Free throws attempted	60, New Mexico vs. Arizona, Feb. 26, 1979
Free throw percentage	95.4 (21-22), New Mexico vs. Oregon, March 16, 1990
Rebounds	76, New Mexico vs. Dartmouth, Dec. 29, 1972
Assists	40, New Mexico vs. Northern New Mexico, Nov. 11, 2017 40, New Mexico vs. Texas-Arlington, Nov. 23, 1990 40, New Mexico vs. Central Florida, Dec. 16, 1978
Steals	22, New Mexico vs. Northern New Mexico, Nov. 11, 2017 20, New Mexico vs. Arizona, Dec. 4, 1982
Blocks	12, New Mexico vs. Brigham Young, Dec. 25, 1977 12, New Mexico vs. Rider, Dec. 23, 1987 12, New Mexico vs. Washington State, Mar. 23, 1992



Charles Smith scored 37 points against Hawai'i in his final game in The Pit.



Hometown favorite Willie Banks had 9 steals against Tennessee State in 1991.




Ruben Douglas nailed nine 3-pointers in a 2001 game against Pacific.

Top Scorers in Dreamstyle Arena - The Pit

50	Marvin Johnson (UNM) vs. Colorado State.....	March 2, 1978	35	Marlow White (UNM) vs. Air Force	Feb. 24, 1994
47	Kenny Page (UNM) vs. Illinois Tech.....	Dec. 21, 1979	35	Ruben Douglas (UNM) vs. Pacific.....	Nov. 23, 2001
46	Marvin Johnson (UNM) vs. Kentucky State	Dec. 5, 1977	34	Ron Sanford (UNM) vs. Arizona	Feb. 22, 1968
45	Jordan Caroline (Nevada) vs. UNM.....	Jan. 7, 2017	34	Willie Long (UNM) vs. Arizona	Jan. 17, 1970
44	Kenny Page (UNM) vs. Texas-El Paso	March 1, 1980	34	Mel Davis (St. John's) vs. Creighton	Dec. 22, 1971
44	Kenny Page (UNM) vs. Brigham Young	Jan. 15, 1981	34	Kelvin Scarborough (UNM) vs. Brown.....	Dec. 26, 1986
43	Ruben Douglas (UNM) vs. Wyoming	Feb. 15, 2003	34	Michael Smith (Brigham Young) vs. UNM.....	Jan. 10, 1987
42	Bruce King (Iowa) vs. Pittsburgh	Dec. 30, 1976	34	Roland Gray (St. Louis) vs. UNM	March 23, 1989
42	Greg Brown (UNM) vs. Texas-El Paso	Feb. 5, 1994	34	Elbert Rogers (Ala.-Birmingham) vs. Duquesne	Nov. 22, 1991
41	Ben Monroe (UNM) vs. Brigham Young.....	Feb. 23, 1967	34	Greg Brown (UNM) vs. New Mexico State.....	Dec. 11, 1993
41	Timo Saarelainen (Brigham Young) vs. UNM	Feb. 7, 1985	34	John Duggan (San Francisco) vs. Stephen F. Austin	Nov. 28, 1994
41	Elijah Brown (UNM) vs. Fresno State.....	Feb. 27, 2016	34	Clayton Shields (UNM) vs. TCU.....	Jan. 5, 1998
40	Ruben Douglas (UNM) vs. UNLV	Jan. 27, 2003	33	Ticky Burden (Utah) vs. UNM	Jan. 24, 1975
39	Lamont Long (UNM) vs. Alcorn State.....	Nov. 27, 1999	33	Bill Hagins (UNM) vs. Florida State	Jan. 27, 1975
39	Donta Richardson (Wyoming) vs. UNM	Feb. 15, 2003	33	Byron Scott (Arizona State) vs. UNM	Dec. 13, 1980
39	Ruben Douglas (UNM) vs. Utah	March 1, 2003	33	Kenny Page (UNM) vs. Boston U.....	Dec. 30, 1980
38	Kenny Page (UNM) vs. Air Force	Feb. 28, 1981	33	Clayton Shields (UNM) vs. San Diego State	March 7, 1996
38	Bill Warner (Arizona) vs. UNM.....	Jan. 17, 1970	33	LaDrell Whitehead (Wyoming) vs. Fresno St	March 7, 1996
38	Kenny Page (UNM) vs. Colorado State.....	Feb. 7, 1980	33	Almaad Jackson (Alcorn St.) vs. UNM.....	Dec. 20, 2006
38	Brett Crawford (U.S. International) vs. UNM	Jan. 3, 1984	33	Elijah Brown (UNM) vs. Wyoming.....	Jan. 21, 2017
38	Ron Simpson (Rider) vs. UNM.....	Dec. 23, 1987	32	Steve Logan (UNM) vs. Texas Tech.....	Dec. 20, 1992
38	Brian Merriweather (Texas-Pan Am.) vs. UNM	Dec. 8, 1998	32	Luc Longley (UNM) vs. Brigham Young	Feb. 14, 1991
37	Charles Smith (UNM) vs. Hawai'i.....	Feb. 22, 1997	32	Mal Graham (New York U.) vs. Colorado St	Dec. 29, 1966
37	Bobby Phills (Southern) vs. Manhattan	Dec. 28, 1990	32	Mal Graham (New York U.) vs. Texas A&M	Dec. 30, 1966
37	Pete Cross (San Francisco) vs. UNM.....	Dec. 20, 1968	32	Jimmy Allen (UNM) vs. San Diego State.....	Dec. 20, 1976
36	Greg Howard (UNM) vs. Arizona.....	Feb. 8, 1969	32	Phil Smith (UNM) vs. Utah.....	March 4, 1982
36	Willie Long (UNM) vs. St. Joseph's, Pa.....	Dec. 19, 1969	32	Kenny Page (UNM) vs. Brigham Young	Jan. 3, 1980
36	Johnny Brown (UNM) vs. Alaska-Anchorage	Dec. 28, 1984	32	Joe Yezbak (U. S. International) vs. UNM.....	Dec. 3, 1985
36	Johnny Brown (UNM) vs. San Diego State	March 1, 1986	32	Trimmell Haywood (Miami-Ohio) vs. Brown.....	Dec. 27, 1986
36	David Evans (Colorado St.) vs. Brigham Young.....	March 7, 1996	32	Hunter Greene (UNM) vs. Brigham Young.....	Jan. 10, 1987
36	Ruben Douglas (UNM) vs. Southern Utah	Dec. 21, 2002	32	Hunter Greene (UNM) vs. Colorado State	March 5, 1987
36	J.R. Giddens (UNM) vs. Wyoming	Feb. 9, 2008	32	Mark Ingles (Texas-El Paso) vs. Hawai'i.....	March 6, 1996
35	Kenny Page (UNM) vs. Arizona State	Dec. 13, 1980	32	Lamont Long (UNM) vs. Cornell.....	Nov. 27, 1998
35	Vladimir McCrary (UNM) vs. Texas-Arlington	Nov. 23, 1990	32	Kaspars Kambala (UNLV) vs. UNM	Jan. 17, 2000
35	Greg Brown (UNM) vs. Brigham Young.....	Jan. 3, 1994	32	Brandon Heath (SDSU) vs. UNM.....	Feb. 25, 2006

The Night Marvin Scored 50



Few ulcers are to be had in 111-88 games, but in the one-sided Lobo victory over Colorado State on March 2, 1978, will always be remembered as a cliff-hanger for one reason - Marvin Johnson.

In only 31 minutes of playing time, "Automatic" Johnson put 18,101 frenzied fans through an emotional ringer with a Western Athletic Conference record 50 points. With the win, the Lobos clinched a tie for the WAC crown, but the enthusiasm for the title paled in comparison to the performance

of Johnson.

He hit 21-27 shots from the field and was 8-10 from the free throw line to break the previous conference record of 48 points held jointly by Wyoming's Flynn Robinson (1964) and Utah's Jerry Chambers (1966).

Johnson already held the school record for scoring with 46 points earlier in the season against Kentucky State. His familiar trademark jumper from the corner broke that record and tied the WAC mark. Knowing that only one more had to drop in order for him to own the record, Johnson swished a 20-foot fade-away from outside the key.

After a 32-point performance in his next game against Wyoming, *Sports Illustrated* named Johnson its Player of the Week. "Better players will come along," he said after the 50-point game, "but for now, I've got the record."

March 2, 1978

The Pit, Albuquerque, N.M.

New Mexico 111, Colorado State 88

Colorado State	MP	FG-A	FT-A	REB	PF	A	TO	B	S	TP
Alan Cunningham	30	6-13	7-8	7	5	2	7	0	2	19
Barry Young	29	11-19	0-0	9	3	0	6	1	0	22
Larry Price	23	3-6	4-6	10	5	1	5	0	0	10
Alton Brandon	23	2-10	1-1	3	3	3	4	0	0	5
Lawrence Neal	23	2-5	1-2	5	2	3	7	0	0	5
Ron Gold	11	2-6	0-0	0	0	1	2	0	1	4
Reggie Talley	19	4-5	6-10	6	2	2	2	0	1	14
Pat Manahan	5	1-4	2-2	0	0	1	1	0	0	4
Barr Gaier	18	1-4	0-1	2	2	1	1	0	1	2
Rudy Watley	6	0-0	0-0	1	2	0	1	0	0	0
Al Baker	5	0-2	0-0	2	0	0	2	2	0	0
Bob Combs	8	0-3	3-3	1	3	0	3	0	1	3
TOTALS	200	32-77	24-33	55	27	14	41	3	6	88
		FG% (41.5)	FT% (72.7)							

New Mexico	MP	FG-A	FT-A	REB	PF	A	TO	B	S	TP
Phil Abney	24	7-16	2-2	9	5	1	2	0	4	16
Marvin Johnson	31	21-27	8-10	5	2	2	2	0	1	50
Jimmy Allen	19	2-3	0-2	7	5	1	6	3	0	4
Russell Saunders	25	1-3	4-4	1	3	8	1	0	1	6
Michael Cooper	28	4-11	2-3	4	3	10	4	1	6	10
Wil Smiley	18	2-7	0-0	6	5	0	3	1	0	4
Gregg Polinsky	2	0-1	0-0	0	0	2	1	1	0	0
Willie Howard	22	9-17	0-3	4	4	1	3	0	1	18
Jerome Shanks	2	0-0	0-0	1	0	0	0	0	1	0
Lee Prolow	1	0-0	0-0	0	0	0	0	0	0	0
Mark Felix	15	0-2	0-0	3	0	2	0	0	3	0
Mike Stewart	9	1-2	1-3	2	3	2	1	0	1	3
Jim Williams	3	0-0	0-0	1	0	0	0	0	0	0
TOTALS	200	47-89	17-27	51	30	29	23	6	18	111
		FG% (52.8)	FT% (62.9)							
Colorado State	30	58	-	88						
New Mexico	47	64	-	111						

Games Played/Won/Lost

MOST GAMES PLAYED / SEASON

36 (22-14), 1987-88

MOST VICTORIES / SEASON

30 (30-5), 2009-10

MOST LOSSES / SEASON

22 (3-22), 1979-80; 22 (6-22) 1939-40

MOST WINS

1.	30-5	2009-10
2.	29-6	2012-13
3.	28-7	2011-12
	28-5	1995-96
5.	27-7	2013-14
6.	26-7	2004-05
7.	25-9	1998-99
	25-8	1996-97
	25-10	1986-87
10.	24-9	2007-08
	24-8	1997-98
	24-7	1992-93
	24-11	1983-84
	24-4	1977-78

WINNING PERCENTAGE (Min. 20 games)

Rk.	Pct.	Record	Year
1.	.857	30-5	2009-10
	.857	24-4	1977-78
3.	.848	28-5	1995-96
4.	.829	29-6	2012-13
5.	.821	23-5	1967-68
6.	.800	28-7	2011-12
	.800	16-4	1929-30
	.800	16-4	1933-34
9.	.794	27-7	2013-14
10.	.793	23-6	1963-64

CONSECUTIVE WINS (Start of Season)

Rk.	No.	Final Record	Year
1.	17	23-5	1967-68
2.	12	29-6	2012-13
	12	30-5	2009-10
	12	22-7	1973-74
4.	10	28-5	1995-96
	10	12-1	1924-25
7.	9	21-6	1972-73
	9	13-6	1932-33
8.	8	9-2	1915-16
	8	25-9	1998-99
10.	7	three times, last	2007-08

LONGEST WINNING STREAKS

Rk.	No.	Year(s)
1.	17	1967-68
2.	15	2009-10
3.	14	1977-78
4.	13	2011-12
5.	12	2012-13
	12	2009-10
	12	1973-74
	12	1944-45/1945-46
9.	11	1995-96
	11	1969-70/1970-71
	11	1964-65
	11	1914-15/1915-16
13.	10	1995-96
	10	1987-88
	10	1929-30
	10	1924-25

Largest Margin of Victory / Margin of Defeat

LARGEST VICTORY MARGINS (All games played in Albuquerque)

Rk.	Score	Margin	Opponent	Date
1.	107-36	71	Dartmouth	Dec. 29, 1972
	147-76	71	Northern New Mexico	Nov. 11, 2017
3.	102-32	70	Howard Payne	Dec. 23, 1964
4.	80-16	64	Albuquerque High School	Jan. 28, 1916
5.	110-49	61	Eastern New Mexico	Dec. 6, 1994
6.	121-62	59	Eastern Washington	Dec. 3, 1993
7.	107-59	58	Western New Mexico	Jan. 22, 2003
8.	109-56	53	Columbia	Dec. 28, 1973
	70-17	53	Albuquerque Business College	Jan. 15, 1916
	106-53	53	New Mexico Highlands	Nov. 28, 1989
	107-54	53	Simon Fraser	Nov. 18, 1996
	98-45	53	Jackson State	Dec. 23, 1996
	95-42	53	San Francisco State	Nov. 22, 2003
	95-42	53	Mississippi	Nov. 19, 2005

LARGEST VICTORY MARGINS IN THE PIT

Rk.	Score	Margin	Opponent	Date
1.	107-36	71	Dartmouth	Dec. 29, 1972
	147-76	71	Northern New Mexico	Nov. 11, 2017
3.	110-49	61	Eastern New Mexico	Dec. 6, 1994
4.	121-62	59	Eastern Washington	Dec. 3, 1993
5.	107-49	58	Western New Mexico	Jan. 22, 2003
6.	109-56	53	Columbia	Dec. 28, 1973
	106-53	53	New Mexico Highlands	Nov. 28, 1989
	107-54	53	Simon Fraser	Nov. 18, 1996
	98-45	53	Jackson State	Dec. 23, 1996
	95-42	53	San Francisco State	Nov. 22, 2003
	95-42	53	Mississippi	Nov. 19, 2005

LARGEST MARGIN OF DEFEAT

Rk.	Score	Margin	Opponent	Date
1.	106-41	65	at UCLA	Dec. 22, 1954
2.	103-39	64	at Southern Cal	Dec. 18, 1954
3.	85-26	59	at New Mexico State	Feb. 10, 1939
4.	69-13	56	at Arizona	Feb. 12, 1923
5.	111-66	45	at Utah	Jan. 12, 1961

LARGEST MARGIN OF DEFEAT IN THE PIT

Rk.	Score	Margin	Opponent	Date
1.	86-50	36	Utah	Mar. 10, 1995
2.	117-83	34	Utah State	Dec. 29, 1979
3.	81-51	30	Utah	Jan. 21, 2002
4.	83-56	27	San Diego State	March 1, 2016
5.	68-42	26	Air Force	Jan. 17, 2004

LARGEST VICTORY MARGINS, ROAD (ALL GAMES)

Rk.	Score	Margin	Opponent	Date
1.	99-48	51	at Hawai'i	Dec. 18, 1965
2.	90-48	42	at Brigham Young	Feb. 27, 1997
3.	81-42	39	at Air Force	Jan. 31, 2012
4.	51-14	37	at New Mexico Mines	Jan. 11, 1932
5.	93-57	36	at Hawai'i	Jan. 18, 1986

LARGEST VICTORY MARGINS, ROAD (CONFERENCE GAMES)

Rk.	Score	Margin	Opponent	Date
1.	90-48	42	at Brigham Young	Feb. 27, 1997
2.	81-42	39	at Air Force	Jan. 31, 2012
2.	93-57	36	at Hawai'i	Jan. 18, 1986
3.	84-57	27	at Texas-El Paso	Jan. 21, 1978
4.	80-54	26	at Air Force	Jan. 8, 1994

GREATEST COMEBACKS TO WIN

Deficit	Time	Half	Opponent/Date	Final Score
20 (11-31)	5:30	1st	at Hawai'i / Jan. 15, 1993	61-58
18 (40 -58)	19:05	2nd	Texas-Pan American / Dec. 8, 1998	101-94
18 (12-30)	3:26	1st	at Wyoming / Dec. 18, 1995	62-61
17 (13-30)	:48	1st	at UTEP / Jan. 20, 1996	64-60
16 (31-47)	19:47	2nd	Davidson / Nov. 13, 2012	86-81
16 (15-31)	5:55	1st	Creighton / Dec. 19, 2009	66-61
16 (32-48)	Half	---	at Wyoming / Jan. 5, 2008	99-92 (2OT)
15 (10-25)	9:47	1st	at Texas Tech / Dec. 29, 2010	61-60
15 (19-34)	2:30	1st	Oral Roberts / Dec. 17, 2008	66-63
15 (28-43)	Half	---	Arizona / Jan. 16, 1999	79-78
15 (27-42)	6:17	1st	DePaul / Nov. 13, 1998	82-81
15 (8-23)	12:15	1st	Southern Cal / Dec. 2, 1982	77-74
15 (61-76)	6:00	2nd	Boise State / Feb. 17, 2016	80-78

UNM in Overtime

Table with 3 columns: Year, Opponent, and Score. Lists games from 1926-27 to 1993-94 in overtime.

Table with 3 columns: Year, Opponent, and Score. Lists games from 1994-95 to 2017-18 in overtime.

Overtime Record: 60-43
At The Pit: 22-16
Neutral: 2-3
Double OT: 5-5
Four OT: 1-0

* at NIT in New York, N.Y.
** at Silversword Classic, Maui, Hawaii
*** at 76 Classic in Anaheim, Calif.

UNM IN OT (BY TEAM)

Table listing overtime records by team, including Air Force, Arizona, Boise State, etc., with scores.

UNM Exhibition Results (72-7)

Large table with 5 columns: DATE, OPPONENT, SCORE, ATT., and additional score/attendance data. Lists exhibition games from 1927 to 2000.

The New Mexico Lobos' first national ranking came during the 1964-65 season under head coach Bob King. UNM was 19-3 after a 70-66 win over Arizona on Feb. 20, 1965. The ranking was short-lived, however, as the Lobos lost their last five games to finish 19-8. Below is UNM's record as a ranked team. The ranking is either AP, UPI or CNN/USA Today, whichever was the highest at the time of the game:

Date	Rank	Opponent	Result	Date	Rank	Opponent	Result
Feb. 26, 1965	10	at Wyoming	L 83-65	March 9, 1974	17	Idaho State (NCAA Tournament)	W 73-65
Feb. 27, 1965	10	at Denver	L 68-58	March 14, 1974	17	San Francisco (NCAA)	L 64-61
Dec. 1, 1966	6	Abilene Christian	W 62-53	March 16, 1974	17	Dayton (NCAA Tournament)	W 66-61
Dec. 3, 1966	6	Santa Clara	W 72-54	Jan. 17, 1978	20	UNLV	W 89-76
Dec. 7, 1966	6	Loyola Marymount	W 77-59	Jan. 21, 1978	20	at UTEP	W 84-57
Dec. 10, 1966	6	Texas Tech	W 80-59	Jan. 26, 1978	14	BYU	W 95-82
Dec. 16, 1966	5	at UTEP	W 71-62	Jan. 28, 1978	14	Utah	W 113-89
Dec. 17, 1966	5	at New Mexico State	L 62-61	Feb. 2, 1978	10	at Wyoming	W 94-91
Dec. 19, 1966	6	North Dakota	W 84-64	Feb. 4, 1978	10	at Colorado State	W 91-82
Dec. 21, 1966	6	at Creighton	W 79-68	Feb. 9, 1978	6	Arizona	W 103-85
Dec. 29, 1966	5	Texas A&M	W 85-54	Feb. 11, 1978	6	Arizona State	W 103-92
Dec. 30, 1966	5	Colorado State	W 64-49	Feb. 14, 1978	5	Hawai'i	W 87-69
Jan. 2, 1967	4	Denver	W 65-43	Feb. 18, 1978	5	UTEP	W 59-51
Jan. 7, 1967	4	Seattle	W 80-60	Feb. 23, 1978	5	at Utah	L 95-92
Jan. 13, 1967	3	at Wyoming	W 86-76	Feb. 25, 1978	5	at BYU	W 71-66
Jan. 14, 1967	3	at Denver	L 71-66	March 2, 1978	8	Colorado State	W 111-88
Jan. 20, 1967	9	at Utah	L 66-64	March 4, 1978	8	Wyoming	W 93-74
Jan. 21, 1967	9	at BYU	L 89-73	March 11, 1978	5	Cal State Fullerton (NCAA)	L 90-85
Jan. 1, 1968	10	Denver	W 87-76	Jan. 14, 1988	19	at San Diego State	L 64-59
Jan. 3, 1968	10	Air Force	W 88-60	Jan. 16, 1988	19	at Hawai'i	L 79-76
Jan. 6, 1968	10	at New Mexico State	W 71-64	March 19, 1993	21	George Washington (NCAA)	L 82-68
Jan. 13, 1968	9	Wyoming	W 81-65	Jan. 2, 1996	25	at Fresno State	L 76-75
Jan. 18, 1968	6	Utah	W 72-66	Jan. 4, 1996	25	at Air Force	W 61-49
Jan. 20, 1968	6	BYU	W 84-69	Jan. 8, 1996	25	San Diego State	W 77-74
Feb. 2, 1968	4	at Arizona State	W 68-62	Jan. 10, 1996	25	Hawai'i	W 78-72
Feb. 3, 1968	4	at Arizona	L 69-68	March 15, 1996	23	Kansas State (NCAA)	W 69-48
Feb. 7, 1968	6	New Mexico State	W 72-71	March 17, 1996	23	Georgetown (NCAA)	L 73-62
Feb. 10, 1968	6	UTEP	W 64-58	Nov. 18, 1996	18	Simon Fraser	W 107-54
Feb. 16, 1968	5	at BYU	W 76-67	Nov. 22, 1996	18	Columbia	W 94-56
Feb. 17, 1968	5	at Utah	L 71-64	Nov. 23, 1996	18	Eastern Washington	W 69-53
Feb. 22, 1968	7	Arizona	W 102-74	Nov. 27, 1996	19	Centenary	W 96-64
Feb. 24, 1968	7	Arizona State	W 105-83	Nov. 30, 1996	19	Arizona	W 84-77
March 1, 1968	7	at Wyoming	W 75-62	Dec. 4, 1996	11	at Texas Tech	L 77-68
March 2, 1968	7	at Denver	L 70-68	Dec. 7, 1996	11	at New Mexico State	W 86-72
March 15, 1968	6	Santa Clara (NCAA Tournament)	L 86-73	Dec. 13, 1996	15	New Mexico State	W 84-82 (OT)
March 16, 1968	6	New Mexico State (NCAA)	L 62-58	Dec. 21, 1996	15	Sam Houston State	W 76-55
Nov. 30, 1968	9	Abilene Christian	W 97-58	Dec. 23, 1996	14	Jackson State	W 98-45
Dec. 5, 1968	8	at Hawai'i	W 63-56	Dec. 27, 1996	16	Bucknell	W 67-57
Dec. 6, 1968	8	at Hawai'i	W 77-62	Dec. 28, 1996	16	Mississippi	W 75-64
Dec. 13, 1968	5	Occidental	W 100-63	Jan. 4, 1997	16	Hawai'i	L 75-62
Dec. 14, 1968	5	UTEP	W 65-61	Jan. 9, 1997	18	TCU	W 79-64
Dec. 16, 1968	5	at Colorado	L 79-72	Jan. 11, 1997	18	SMU	W 78-58
Dec. 17, 1968	5	St. Mary's	W 77-55	Jan. 16, 1997	12	at Tulsa	L 80-57
Dec. 20, 1968	5	San Francisco	W 82-71	Jan. 18, 1997	12	at Rice	W 69-61
Dec. 21, 1968	5	Temple	W 83-70	Jan. 25, 1997	15	Texas-El Paso	W 61-49
Dec. 23, 1968	6	at UTEP	L 71-61	Feb. 1, 1997	13	Utah	W 87-71
Dec. 30, 1968	18	at Butler	L 81-80 (OT)	Feb. 3, 1997	9	Brigham Young	W 74-32
Jan. 2, 1969	18	Denver	W 68-64	Feb. 6, 1997	9	at SMU	W 75-72
Jan. 4, 1969	18	Brown	W 76-47	Feb. 8, 1997	9	at TCU	L 80-59
Feb. 6, 1969	18	Arizona State	L 78-73	Feb. 13, 1997	13	Rice	W 81-64
Feb. 8, 1969	18	Arizona	W 79-74	Feb. 16, 1997	13	Tulsa	W 57-51
Jan. 5, 1973	16	at Arizona State	L 67-62	Feb. 20, 1997	10	at Texas-El Paso	L 71-62
Jan. 6, 1973	16	at Arizona	L 83-73	Feb. 22, 1997	10	Hawai'i	W 89-69
Jan. 26, 1973	19	at Wyoming	W 70-56	Feb. 28, 1997	11	at Brigham Young	W 90-48
Jan. 27, 1973	19	at Colorado State	W 76-67	March 1, 1997	11	at Utah	L 78-58
Feb. 8, 1973	20	Arizona	W 93-73	March 4, 1997	14	San Jose St. (WAC Tourn.)	W 103-70
Feb. 9, 1973	20	Arizona State	W 98-86	March 6, 1997	14	Hawai'i (WAC Tournament)	W 65-57
Feb. 15, 1973	18	at Utah	W 73-70	March 7, 1997	14	Utah (WAC Tournament)	L 72-70
Feb. 17, 1973	18	at BYU	W 76-66	March 14, 1997	11	Old Dominion (NCAA Tournament)	W 59-55
Feb. 22, 1973	15	Colorado State	W 93-72	March 16, 1997	11	Louisville (NCAA Tournament)	L 64-63
Feb. 23, 1973	15	Wyoming	L 61-60	Nov. 11, 1997	11	Southern California	W 98-76
March 3, 1973	15	at UTEP	L 63-60	Nov. 19, 1997	11	New Mexico State	W 80-79
Dec. 28, 1973	17	Columbia	W 109-56	Nov. 21, 1997	11	Texas Southern	W 90-67
Dec. 29, 1973	17	Minnesota	W 102-68	Nov. 22, 1997	11	Arkansas State	W 61-51
Jan. 4, 1974	12	Utah	W 98-91	Nov. 29, 1997	10	San Jose State	W 86-57
Jan. 5, 1974	12	BYU	W 84-75	Dec. 6, 1997	8	UCLA (at Anaheim)	L 69-58
Jan. 11, 1974	8	at Arizona	L 97-89	Dec. 9, 1997	14	at New Mexico State	W 62-59
Jan. 12, 1974	8	at Arizona State	L 80-68	Dec. 20, 1997	14	Texas Tech	W 81-62
Jan. 19, 1974	15	at UTEP	L 78-71	Dec. 29, 1997	12	Holy Cross	W 112-61
Jan. 25, 1974	19	Wyoming	W 91-68	Dec. 30, 1997	12	Yale	W 69-44
Jan. 26, 1974	19	Colorado State	W 54-59	Jan. 3, 1998	12	Air Force	W 92-59
Feb. 1, 1974	17	at Florida State	L 90-71	Jan. 5, 1998	12	TCU	W 98-77
Feb. 2, 1974	17	at Stetson	L 67-65	Jan. 10, 1998	12	at Wyoming	L 58-55
March 2, 1974	19	UTEP	W 67-55	Jan. 12, 1998	T15	at Colorado State	W 78-64

Date	Rank	Opponent	Result
Jan. 15, 1998	T15	UNLV	W 79-61
Jan. 18, 1998	T15	at Arizona	L 89-70
Jan. 24, 1998	17	at UTEP	W 76-69
Jan. 29, 1998	14	at Brigham Young	W 72-54
Feb. 1, 1998	14	Utah	W 77-74
Feb. 5, 1998	12	Wyoming	W 89-59
Feb. 7, 1998	12	Colorado State	W 77-62
Feb. 14, 1998	11	at Air Force	W 96-72
Feb. 16, 1998	11	at UNLV	W 75-66
Feb. 19, 1998	11	UTEP	W 95-71
Feb. 21, 1998	11	at TCU	L 95-64
Feb. 26, 1998	16	Brigham Young	L 83-62
Feb. 28, 1998	16	at Utah	L 65-55
March 5, 1998	20	Tulsa (WAC Tournament)	W 60-59
March 6, 1998	20	TCU (WAC Tournament)	W 80-73
March 7, 1998	20	UNLV (WAC Tournament)	L 56-51
March 13, 1998	18	Butler (NCAA Tournament)	W 79-62
March 15, 1998	18	Syracuse (NCAA Tournament)	L 56-46
Nov. 13, 1998	20	DePaul	W 82-81
Nov. 20, 1998	20	Simon Fraser	W 86-73
Nov. 27, 1998	20	Cornell	W 88-75
Nov. 28, 1998	20	Northeastern	W 93-61
Dec. 2, 1998	17	Arkansas-Pine Bluff	W 97-72
Dec. 8, 1998	12	Texas-Pan American	W 101-94
Dec. 19, 1998	11	Sacramento State	W 102-71
Dec. 21, 1998	11	McNeese State	W 90-46
Dec. 24, 1998	11	at Washington	L 61-70
Dec. 28, 1998	15	New Hampshire	W 93-67
Dec. 29, 1998	15	Houston	W 84-69
Dec. 31, 1998	15	Coppin State	W 67-61
Jan. 2, 1999	15	New Mexico State	W 77-66
Jan. 4, 1999	15	at Fresno State	L 80-86
Jan. 7, 1999	15	San Diego State	W 90-60
Jan. 9, 1999	15	Hawai'i	W 82-59
Jan. 13, 1999	16	at San Jose State	W 82-81 (OT)
Jan. 16, 1999	16	Arizona (7)	W 79-78
Jan. 19, 1999	12	at New Mexico State	L 76-55
Jan. 23, 1999	12	at UTEP	L 67-49
Jan. 30, 1999	18	Brigham Young	W 78-68
Feb. 1, 1999	17	Utah (20)	L 57-39
Feb. 6, 1999	17	at Hawai'i	L 72-68 (OT)
Feb. 8, 1999	25	at San Diego State	W 85-60
Feb. 11, 1999	25	San Jose State	W 82-46
Feb. 13, 1999	25	Fresno State	W 83-81
Feb. 20, 1999	24	UTEP	W 81-65
Feb. 25, 1999	21	at Brigham Young	W 85-64
Feb. 27, 1999	21	at Utah (12)	L 77-47
March 4, 1999	25	Rice (WAC Tournament)	W 51-49
March 5, 1999	25	SMU (WAC Tournament)	W 57-56
March 6, 1999	25	Utah (WAC Tournament)	L 60-45
March 11, 1999	25	Missouri (NCAA Tournament)	W 61-59
March 13, 1999	25	Connecticut (NCAA Tournament)	L 78-56
Dec. 16, 2009	19	Northern Arizona	W 96-57
Dec. 19, 2009	19	Creighton	W 66-61
Dec. 23, 2009	12	at Oral Roberts	L 75-66
Dec. 29, 2009	17	Texas Tech (20/24)	W 90-75
Jan. 1, 2010	17	Dayton	W 68-66
Jan. 5, 2010	14	at San Diego State	L 74-64
Jan. 9, 2010	14	UNLV	L 74-62
Jan. 27, 2010	23	BYU (12/10)	W 76-72
Jan. 30, 2010	23	at TCU	W 73-57
Feb. 6, 2010	15	San Diego State	W 88-86 (OT)
Feb. 10, 2010	15	at UNLV	W 76-66
Feb. 13, 2010	15	at Utah	W 68-65 (OT)
Feb. 17, 2010	12	Wyoming	W 83-61
Feb. 20, 2010	12	Air Force	W 59-56
Feb. 23, 2010	10	at Colorado State	W 72-66
Feb. 27, 2010	10	at BYU (13/11)	W 83-81
March 3, 2010	8	TCU	W 73-66
March 11, 2010	8	Air Force (MWC Tournament)	W 75-69
March 12, 2010	8	San Diego State (MWC Tournament)	L 72-69
March 18, 2010	8	Montana (NCAA Tournament)	W 62-57
March 20, 2010	8	Washington (NCAA Tournament)	L 82-64
Feb. 21, 2012	18	at Colorado State	L 63-71
Feb. 25, 2012	18	at TCU	L 64-83
March 15, 2012	21	vs. Long Beach State (NCAA Tournament)	W 75-68
March 17, 2012	21	vs. Louisville (17/18) (NCAA Tournament)	L 56-59
Nov. 28, 2012	23	Mercer	W 76-58

Date	Rank	Opponent	Result
Dec. 1, 2012	23	at Indiana State	W 77-68 (OT)
Dec. 5, 2012	18	USC	W 75-67
Dec. 8, 2012	18	Valparaiso	W 65-52
Dec. 15, 2012	17	New Mexico State	W 73-58
Dec. 19, 2012	16	at New Mexico State	W 68-63
Dec. 22, 2012	16	South Dakota State	L 65-70
Dec. 31, 2012	20	at Saint Louis	L 44-60
Jan. 9, 2013	25	UNLV (24/20)	W 65-60
Jan. 12, 2013	25	Fresno State	W 72-45
Jan. 16, 2013	19	at Boise State	W 79-74 (OT)
Jan. 23, 2013	15	Colorado State	W 66-61
Jan. 26, 2013	15	at San Diego State (RV/25)	L 34-55
Jan. 30, 2013	20	at Wyoming	W 63-59
Feb. 2, 2013	20	Nevada	W 75-62
Feb. 6, 2013	15	Air Force	W 81-58
Feb. 9, 2013	15	at UNLV	L 55-64
Feb. 13, 2013	18	at Fresno State	W 54-48
Feb. 16, 2013	18	Boise State	W 60-50
Feb. 23, 2013	16	at Colorado State (22/21)	W 91-82
Feb. 27, 2013	14	San Diego State	W 70-60
March 2, 2013	14	Wyoming	W 53-42
March 6, 2013	11	at Nevada	W 75-62
March 9, 2013	11	at Air Force	L 88-89
March 13, 2013	14	vs. Wyoming (MW Tournament)	W 59-46
March 15, 2013	14	vs. San Diego State (MW Tournament)	W 60-50
March 16, 2013	14	at UNLV (MW Tournament)	W 63-56
March 21, 2013	10	vs. Harvard (NCAA Tournament)	L 62-68
Nov. 9, 2013	20	Alabama A&M	W 88-52
Nov. 17, 2013	21	Charleston Southern	W 109-93
Nov. 21, 2013	19	vs. UAB	W 97-94 (2OT)
Nov. 22, 2013	19	vs. UMass	L 65-81
Nov. 23, 2013	19	vs. Davidson	W 78-59
Feb. 25, 2014	25	Utah State	W 67-58
March 2, 2014	25	at Nevada	W 72-58
March 5, 2014	21	Air Force	W 80-52
March 8, 2014	21	at San Diego State (10)	L 48-51
March 13, 2014	20	vs. Fresno State (MW Tournament)	W 93-77
March 14, 2014	20	vs. Boise State (MW Tournament)	W 70-67
March 15, 2014	20	vs. San Diego State (7) (MW Tournament)	W 64-58
March 21, 2014	17	vs. Stanford (NCAA Tournament)	L 53-58

Overall Record: 190-76
Home: 125-8
Road: 43-52
Neutral: 22-17

New Mexico has a 66-120 all-time record against ranked teams. The Lobos are 41-52 at home (39-31 in The Pit), 16-56 on the road and 9-12 on neutral floors.

NEW MEXICO IN THE FINAL POLLS

Year	AP	COACHES
1963-64	—	T16th
1966-67	—	18th
1967-68	6th	7th
1973-74	—	18th
1977-78	12th	5th
1992-93	21st	—
1995-96	23rd	25th
1996-97	11th	19th
1997-98	18th	21st
1998-99	25th	—
2009-10	8th	16th
2011-12	21st	23rd
2012-13	10th	19th
2013-14	17th	—

VERSUS NO. 1

New Mexico has faced the top-ranked team in the nation on three occasions. The first two games were played in The Pit. On Dec. 22, 1984, No. 1-ranked Georgetown edged the Lobos 69-61. UNM defeated top-ranked Arizona 61-59, on Jan. 2, 1988. New Mexico fell at No. 1 Stanford on Jan. 20, 2001 by a count of 75-44.

ALL-AMERICA (First, Second or Third Team)

- 1967..... Mel Daniels
- 1968..... Ron Nelson (Helms)
- 1971..... Willie Long (Helms)
- 1978..... Michael Cooper
- 1998..... Kenny Thomas (Basketball Times)
- 2005..... Danny Granger (Basketball Times)
- 2010..... Darington Hobson (AP 3rd Team)
- 2014..... Cameron Bairstow (2nd Team Sports Illustrated 3rd Team NBC Sports, CBS Sports)

**FRANCES POMEROY NAISMITH AWARD
(top player under 6-feet)**

- 1994..... Greg Brown

CHIP HILTON AWARD (character, leadership, talent)

- 2010..... Roman Martinez

ALL CONFERENCE (First Team)

Border

- 1933..... Baylor Triplett, Jack Walton
- 1934..... Jack Walton
- 1935..... Ralph Bowyer
- 1936..... Ralph Bowyer
- 1947..... L.C. Cozzens

Skyline

- 1954..... Toby Roybal

Western Athletic

- 1963..... Ira Harge
- 1964..... Ira Harge
- 1965..... Dick Ellis
- 1966..... Mel Daniels
- 1967..... Mel Daniels, Ben Monroe
- 1968..... Ron Nelson
- 1969..... Greg Howard
- 1970..... Willie Long
- 1971..... Willie Long
- 1973..... Darryl Minniefield
- 1974..... Bernard Hardin
- 1977..... Michael Cooper
- 1978..... Michael Cooper, Marvin Johnson
- 1979..... Larry Belin
- 1980..... Kenny Page
- 1984..... Phil Smith
- 1986..... Johnny Brown
- 1987..... Kelvin Scarborough
- 1990..... Luc Longley
- 1991..... Luc Longley
- 1992..... Willie Banks
- 1993..... Khari Jaxon, Ike Williams
- 1994..... Greg Brown, Marlow White
- 1995..... Marlow White
- 1996..... Charles Smith, Kenny Thomas
- 1997..... Charles Smith
- 1998..... Clayton Shields, Kenny Thomas
- 1999..... Kenny Thomas

Mountain West (1st Team Only)

- 2000..... Lamont Long
- 2002..... Ruben Douglas
- 2003..... Ruben Douglas
- 2004..... Danny Granger
- 2005..... Danny Granger
- 2006..... Mark Walters
- 2008..... J.R. Giddens
- 2009..... Tony Danridge
- 2010..... Dairese Gary, Darington Hobson
- 2011..... Dairese Gary
- 2012..... Drew Gordon
- 2013..... Kendall Williams
- 2014..... Kendall Williams, Cameron Bairstow
- 2016..... Elijah Brown, Tim Williams

PLAYER OF THE YEAR

- 1994..... Greg Brown (WAC)
- 1998..... Clayton Shields (WAC Mountain Division)
- 2003..... Ruben Douglas (MW)
- 2008..... J.R. Giddens (co / MW)
- 2010..... Darington Hobson (MW)
- 2013..... Kendall Williams (MW)

CONFERENCE TOURNAMENT MVP

- 1993..... Ike Williams (WAC)
- 1996..... Kenny Thomas (WAC)
- 1998..... Kenny Thomas (WAC)

- 2005..... Danny Granger (MW)
- 2012..... Drew Gordon (MW)
- 2013..... Tony Snell (MW)
- 2014..... Cameron Bairstow (MW)

NEWCOMER OF THE YEAR

- 1988..... Charlie Thomas (WAC)
- 2010..... Darington Hobson (MW)
- 2011..... Drew Gordon (MW)
- 2016..... Elijah Brown (MW)

FRESHMAN OF THE YEAR

- 1996..... Kenny Thomas (WAC)
- 2011..... Kendall Williams (MW)

ALL-NEWCOMER TEAM

- 1993..... Greg Brown (WAC)
- 1994..... Marlow White (WAC)
- 1995..... Clayton Shields (WAC)
- 1996..... Kenny Thomas (WAC)
- 1997..... Lamont Long (WAC)
- 1998..... Kevin Henry (WAC)
- 2000..... Wayland White (MW)
- 2001..... Ruben Douglas (MW)

ALL-DEFENSIVE TEAM

- 1991..... Willie Banks, Luc Longley (WAC)
- 1992..... Willie Banks, Khari Jaxon (WAC)
- 1993..... Khari Jaxon (WAC)
- 1994..... Lewis LaMar (WAC)
- 1995..... Marlow White (WAC)
- 1996..... Charles Smith (WAC)
- 1997..... David Gibson (WAC)
- 1998..... David Gibson, Kenny Thomas (WAC)
- 1999..... Kenny Thomas (WAC)
- 2010..... Dairese Gary (MW)
- 2011..... Dairese Gary (MW)
- 2013..... Alex Kirk (MW)
- 2014..... Alex Kirk, Kendall Williams (MW)
- 2018..... Antino Jackson (MW)

USBWA ALL-DISTRICT

- 2003..... Ruben Douglas
- 2004..... Danny Granger
- 2005..... Danny Granger
- 2008..... J.R. Giddens
- 2009..... Tony Danridge
- 2010..... Dairese Gary, Darington Hobson
- 2011..... Dairese Gary
- 2012..... Drew Gordon
- 2013..... Kendall Williams, Alex Kirk
- 2014..... Kendall Williams, Cameron Bairstow
- 2016..... Elijah Brown
- 2017..... Elijah Brown

NABC ALL-DISTRICT

- 2010..... Dairese Gary, Darington Hobson
- 2011..... Dairese Gary
- 2012..... Drew Gordon, Kendall Williams (2nd)
- 2013..... Kendall Williams, Tony Snell (2nd)
- 2014..... Kendall Williams, Cameron Bairstow, Alex Kirk (2nd)
- 2015..... Hugh Greenwood (2nd)
- 2016..... Elijah Brown, Tim Williams (1st)
- 2017..... Elijah Brown (2nd), Tim Williams (2nd)

NABC/USBWA PLAYER OF THE YEAR

- 1994..... Greg Brown (NABC)
- 2008..... J.R. Giddens (USBWA)
- 2014..... Cameron Bairstow (USBWA)

FIBA U-19 WORLD CHAMPIONSHIPS

- 2011..... Hugh Greenwood

WORLD UNIVERSITY GAMES

- 1997..... Kenny Thomas
- 2013..... Alex Kirk, Cameron Bairstow (AUS)

LOBO OLYMPIANS

- 1988..... Luc Longley (Australia)
- 1996..... Daniel Santiago (Puerto Rico)
- 2016..... Luc Longley (Assistant Coach)/Cameron Bairstow (Australia)

ALOHA CLASSIC

- 1989..... Charlie Thomas

NABC ALL-STAR GAME

- 1967..... Mel Daniels
- 1974..... Bernard Hardin
- 1986..... Johnny Brown
- 1997..... Charles Smith

COACHING AWARDS

- 1953..... Woody Clements (Skyline Coach of the Year)
- 1978..... Norm Ellenberger
U.S. Basketball Writers Coach-of-the-Year Runner-up
- 1984..... Gary Colson (WAC Coach of the Year)
- 1994..... Dave Bliss (WAC Coach of the Year)
- 1996..... Dave Bliss (WAC Coach of the Year)
- 2009..... Steve Alford (MW Coach of the Year)
- 2010..... Steve Alford (MW Coach of the Year)
- 2013..... Steve Alford (MW Coach of the Year; NABC District 17 Coach of the Year; USBWA District VIII Coach of the Year)
- 2014..... Craig Neal (USBWA District VIII Coach of the Year)

ACADEMIC ALL-AMERICA

- 1968..... Ron Becker
- 1969..... Ron Becker
- 1970..... Ron Becker
- 1971..... Tommy Roberts
- 1972..... Tommy Roberts
- 1973..... Tommy Roberts
- 1973..... Mark Saiers
- 1974..... Mark Saiers
- 1975..... Rich Pokorski
- 2010..... Roman Martinez

CoSIDA ACADEMIC ALL-DISTRICT VI

- 2004..... Troy DeVries
- 2005..... Troy DeVries
- 2009..... Roman Martinez
- 2010..... Roman Martinez
- 2016..... Cullen Neal, Tim Williams

NABC HONORS COURT

- 2016..... Connor Joy, Tim Williams, Cullen Neal, J.J. N'Ganga
- 2017..... Adam Cumber, Connor MacDougall, Tim Williams, Anthony Mathis

NABC TEAM EXCELLENCE AWARD

- 2016..... Program Record GPA of 3.03

ACADEMIC ALL-CONFERENCE

- 1968..... Ron Becker
- 1969..... Ron Becker
- 1970..... Ron Becker
- 1971..... Tommy Roberts
- 1972..... Tommy Roberts
- 1973..... Tommy Roberts, Mark Saiers
- 1974..... Mark Saiers
- 1975..... Rich Pokorski
- 1993..... Brian Hayden, Eric Thomas
- 1999..... Brian Smith
- 2000..... Brian Smith
- 2001..... Alvin Broussard, Brian Smith
- 2002..... Jamaal Williams
- 2003..... Ryan Ashcraft, Jeff Hart
- 2004..... Ryan Ashcraft, Troy DeVries, Jeff Hart, Ryan Wall
- 2005..... Troy DeVries, Blake Harden, Jeff Hart
- 2006..... Blake Harden, Jeff Hart
- 2007..... Roman Martinez, Chad Toppert
- 2008..... Roman Martinez, Chad Toppert
- 2009..... Roman Martinez, Chad Toppert
- 2010..... Roman Martinez
- 2011..... Dairese Gary, Jamal Fenton, Alex Kirk, Chris Perez
- 2012..... Cameron Bairstow, Hugh Greenwood
- 2013..... Cameron Bairstow, Hugh Greenwood, Alex Kirk
- 2014..... Obij Aget, Cameron Bairstow, Deshawn Delaney, Hugh Greenwood, Alex Kirk
- 2015..... Obij Aget, Deshawn Delaney, Hugh Greenwood, Tim Jacobs, Sam Logwood, J.J. N'Ganga, Devon Williams
- 2016..... Dane Kuiper, Anthony Mathis, Cullen Neal, Devon Williams, Tim Williams
- 2017..... Joe Furstinger, Connor MacDougall, Tim Williams
- 2018..... Joe Furstinger, Connor MacDougall, Makuach Maluach, Chris McNeal, Vladimir Pinchuk


NCAA POSTGRADUATE SCHOLARSHIP

- 1973..... Tommy Roberts


New Mexico All-Americans



Mel Daniels
1967



Ron Nelson
1968



Willie Long
1971



Michael Cooper
1978




Kenny Thomas
1998



Danny Granger
2005



Darington Hobson
2010



Cameron Bairstow
2014



1,993 Charles Smith, G Ft. Worth, Texas

Charles Smith became New Mexico's career scoring leader on Feb. 3, 1997, against BYU...Smith finished with 1,993 points, the 11th-best total in WAC history...Smith is just 1 of 3 Lobos to lead the team in scoring for 3 straight seasons...


Statistical table for Charles Smith with columns for Year, G, GS, FG-FGA, Pct., 3FG-3FGA, Pct., FT-FTA, Pct., Pts., Avg., Off-Def, Tot, Reb., Avg., PF, DQ, A, TO, B, S, Min.

1st-round pick (22nd selection overall) of the Houston Rockets in the 1999 NBA Draft...the first player in the history of the Western Athletic Conference to surpass 1,800 points, 1,000 rebounds and 200 blocked shots...



1,931 Kenny Thomas, C Albuquerque, N.M.

Statistical table for Kenny Thomas with columns for Year, G, GS, FG-FGA, Pct., 3FG-3FGA, Pct., FT-FTA, Pct., Pts., Avg., Off-Def, Tot, Reb., Avg., PF, DQ, A, TO, B, S, Min.




1,840 Lamont Long, G Tempe, Ariz.

A four-year starter who became the 11th member of UNM's 1,000-point, 500-rebound club during his junior season...first team all-conference as a senior when he led the Mountain West in scoring...


Statistical table for Lamont Long with columns for Year, G, GS, FG-FGA, Pct., 3FG-3FGA, Pct., FT-FTA, Pct., Pts., Avg., Off-Def, Tot, Reb., Avg., PF, DQ, A, TO, B, S, Min.

Four-year starter who was selected as the WAC Mountain Division Player of the Year in 1997-98...started his last 96 games...double-figure scoring in 101 games...



1,837 Clayton Shields, F Baytown, Texas

Statistical table for Clayton Shields with columns for Year, G, GS, FG-FGA, Pct., 3FG-3FGA, Pct., FT-FTA, Pct., Pts., Avg., Off-Def, Tot, Reb., Avg., PF, DQ, A, TO, B, S, Min.



1,813 Kendall Williams, G Rancho Cucamonga, Calif.

Four-year starter who is tied for the most games played in school history ... became the second Lobo in school history to score 400 points in four consecutive seasons, joining Kenny Thomas...

Statistical table for Kendall Williams with columns for Year, G, GS, FG, FGA, Pct., 3FG, 3FGA, Pct., FT, FTA, Pct., Pts., Avg, Off, Def, Tot, Reb, Reb, Avg, PF, DQ, A, TO, B, S, Min.




1,782
Ruben Douglas, G
Altadena, Calif.

Douglas became the first Lobo to lead the nation in scoring, averaging 27.96 points a game in 2002-03...named Mountain West Conference Player of the Year following his senior season after rewriting the school and conference record books for scoring, 3-pointers and free throws...set or tied 48 school and league records...transferred from the University of Arizona following his freshman season...became eligible at the end of the 2000 fall semester...hit a 3-pointer in 35 straight games...top scoring effort was 43 against Wyoming and 43 at San Diego State as a senior...made a school-record 26 of 31 FTs in a win against No. 22 Utah on March 1, 2003...a member of UNM's all-time team as voted by the fans.

Year	G	GS	FG-FGA	Pct.	3FG-3FGA	Pct.	FT-FTA	Pct.	Pts.	Avg.	Off-Def		Tot	Avg.	PF	DQ	A	TO	B	S	Min.
											Reb.-Reb.	Reb.									
2000-01	28	25	151-348	.434	58-143	.406	95-120	.792	455	16.3	33-129	162	5.8	75	0	36	49	9	25	873	
2001-02	30	38	169-394	.429	66-147	.449	140-167	.838	544	18.1	54-81	135	4.5	84	2	41	70	4	28	920	
2002-03	28	28	218-549	.397	94-238	.395	253-301	.841	783	28.0	52-133	185	6.6	75	0	58	108	8	35	984	
Totals	86	81	538-1291	.417	218-528	.413	488-588	.830	1,782	20.7	138-343	483	5.6	232	2	135	227	21	88	2,777	


The 7-foot-2 Australia native and NBA veteran held UNM career records for rebounds and blocks when he completed his eligibility...Longley is the only Lobo to record a triple-double, and he did it twice: 23 points, 15 rebounds and 10 blocks vs. Hardin-Simmons on Nov. 24, 1989, and 17 points, 14 rebounds and 10 assists against Penn State on March 28, 1990...first team all-WAC in 1990 and '91...7th player taken in the 1991 NBA Draft by Minnesota...also played for the world champion Chicago Bulls in the mid-'90s where he was the starting center...career-highs: 32 points vs. BYU on Feb. 14, 1991, and 18 rebounds vs. St. Louis on March 26, 1990.

1,769
Luc Longley, C
Perth, Australia



Year	G	GS	FG-FGA	Pct.	3FG-3FGA	Pct.	FT-FTA	Pct.	Pts.	Avg.	Off-Def		Tot	Avg.	PF	DQ	A	TO	B	S	Min.
											Reb.-Reb.	Reb.									
1987-88	35	0	60-120	.500	0-0	.000	20-51	.392	140	4.0	33-61	94	2.7	64	0	22	39	34	10	424	
1988-89	33	30	174-301	.578	0-0	.000	80-104	.769	428	13.0	48-175	223	6.8	92	0	78	79	90	25	966	
1989-90	34	34	233-417	.559	0-0	.000	161-196	.821	627	18.4	61-269	330	9.7	90	2	108	112	117	31	1,192	
1990-91	30	30	229-349	.656	0-2	.000	116-162	.716	574	19.1	66-209	275	9.2	83	1	109	113	95	26	1,067	
Totals	132	94	696-1,187	.586	0-2	.000	377-513	.735	1,769	13.4	208-714	922	7.0	329	3	317	343	336	92	3,649	

1,745
Hunter Greene, F
Van Nuys, Calif.




Only Lobo ever to surpass 1,500 points, 600 rebounds, 300 assists and 200 steals...2nd on the all-time steals list with 203, and he holds UNM's single-season steal mark with 84 in 1986-87...740 points his junior year is the 2nd-most in school history for one season...career scoring high of 32 points on two occasions his junior season...best rebound game was 14 against Idaho on Dec. 8, 1986...had eight steals against San Diego State in 1987.

Year	G	GS	FG-FGA	Pct.	3FG-3FGA	Pct.	FT-FTA	Pct.	Pts.	Avg.	Off-Def		Tot	Avg.	PF	DQ	A	TO	B	S	Min.
											Reb.-Reb.	Reb.									
1983-84	25	0	13-36	.361	---	---	8-10	.800	34	1.4	---	23	0.9	18	0	10	22	2	8	174	
1984-85	32	31	159-331	.480	---	---	47-61	.770	365	11.4	---	136	4.3	80	3	106	99	10	41	1,019	
1985-86	Injured		---	---	---	---	---	---	---	---	---	---	---	---	---	---	---	---	---	---	
1986-87	35	35	264-570	.463	47-132	.356	165-210	.786	740	21.1	86-132	218	6.2	108	3	102	77	23	84	1,240	
1987-88	36	36	214-492	.435	39-140	.279	139-172	.808	606	16.8	80-165	245	6.8	85	1	136	99	11	70	1,208	
Totals	128	102	650-1,429	.455	86-272	.316	359-453	.792	1,745	13.6	---	622	4.9	291	7	354	297	46	203	3,641	


The shooting guard started all 133 games in his career...holds UNM records for best free throw percentage for a season (93.5%, 101-108 in 1989-90) and a career (88.8%, 309-348) ...also a school record with 52 consecutive free throws made during the 1989-90 season...only Lobo to make 7 3-pointers twice in a WAC game...15 3-point field goal attempts against Wyoming in 1991 remains a school standard...led the Lobos in 3-point accuracy three times (1988, '89 and '91)...second all-time at UNM with 264 3-pointers...career-high 29 points against Wyoming on Feb. 9, 1991 when he made seven 3s.

1,739
Rob Robbins, G
Farmington, N.M.



Year	G	GS	FG-FGA	Pct.	3FG-3FGA	Pct.	FT-FTA	Pct.	Pts.	Avg.	Off-Def		Tot	Avg.	PF	DQ	A	TO	B	S	Min.
											Reb.-Reb.	Reb.									
1987-88	36	36	111-251	.442	40-100	.400	58-70	.829	320	8.9	42-72	114	3.2	71	1	78	72	5	24	1,059	
1988-89	33	33	181-346	.523	83-169	.491	77-84	.917	522	15.8	23-67	90	2.7	81	1	100	59	9	35	1,143	
1989-90	34	34	152-361	.421	70-197	.355	101-108	.935	475	14.0	21-98	119	3.5	72	2	84	42	1	27	1,128	
1990-91	30	30	139-298	.466	71-170	.418	73-86	.849	422	14.1	16-69	85	2.8	63	2	88	44	2	23	1,008	
Totals	133	133	583-1,256	.464	264-636	.415	309-348	.888	1,739	13.1	102-306	408	3.1	287	6	350	217	17	109	4,338	

1,542
Willie Long, C
Fort Wayne, Ind.




Helms All-America as a senior in 1971...the athletic post player was All-WAC in 1970 and '71...a second-round draft pick by the Cleveland Cavaliers in 1971...the second Lobo to record 1,500 points and 800 rebounds in a career...first Lobo to average more than 22 points a game for a season...career-scoring high was 41 against BYU his junior season...career best for rebounds was 21 versus Abilene Christian as a sophomore...led the WAC in scoring as a senior.


Year	G	FG	FGA	Pct.	FT	FTA	Pct.	Pts.	Avg.	Reb.	Avg.	PF	DQ	A	Min.
1968-69	26	109	249	.438	82	138	.594	300	11.6	188	7.2	71	4	15	-
1969-70	26	237	467	.506	147	207	.710	621	23.9	335	12.9	85	5	23	946
1970-71	26	214	428	.500	193	273	.707	621	23.9	277	10.7	89	5	28	956
Totals	78	560	1,144	.490	422	618	.683	1,542	19.8	800	10.3	245	14	66	-

Undeniably one of the best players in school history...UNM's first All-American, earning the honor in 1967...All-WAC in 1966 and '67...played on Lobo teams that went 54-28...led the WAC in scoring his senior year...scoring high was 39 against Texas Tech as a junior...9th player taken in the 1967 NBA Draft by the Cincinnati Royals...ABA Rookie of the Year in 1967-68 with the Minnesota Muskies before being traded to the Indiana Pacers...ABA Most Valuable Player in 1969 and 1971 and led the Pacers to three ABA championships...played in seven ABA All-Star games, and was named the 1971 All-Star Game MVP.

1,537
Mel Daniels, C
Detroit, Mich.



Year	G	FG	FGA	Pct.	FT	FTA	Pct.	Pts.	Avg.	Reb.	Avg.	PF
1964-65	27	178	366	.480	111	182	.609	467	17.0	302	11.2	82
1965-66	23	191	364	.485	107	145	.731	489	21.2	238	10.3	71
1966-67	27	225	468	.481	131	191	.686	581	21.5	313	11.6	85
Totals	77	594	1,228	.484	349	518	.674	1,537	19.9	853	11.1	238




1,477
Phil Smith, G
Long Island City, N.Y.

Career numbers would have been even more impressive had Smith not missed 13 games with a broken foot his junior year...the first Lobo to lead the team in a statistical category four straight seasons...Smith led UNM in assists from 1981-84, and he is second on the all-time list with 630...Attempted more free throws (730) than any Lobo in history...first team All-WAC in 1984...career scoring high of 33 points against Cal State Long Beach his junior year...assist high of 14 against San Diego State as a senior.

Year	G	GS	FG-FGA	Pct.	3FG-3FGA	Pct.	FT-FTA	Pct.	Pts.	Avg.	Reb.	Avg.	PF	DQ	A	TO	B	S	Min.
1980-81	26	24	100	.215	.465	.121	168	.720	321	12.3	77	3.0	86	5	176	111	2	47	829
1981-82	28	28	151	.306	.493	.144	199	.724	446	15.9	82	2.9	84	4	170	101	1	45	968
1982-83	16	15	62	.128	.484	.083	110	.755	207	12.9	42	2.6	36	0	81	51	0	28	502
1983-84	35	35	152	.312	.487	.199	253	.787	503	14.4	108	3.1	99	3	203	144	0	77	1,338
Totals	105	102	465	.261	.484	.127	730	.749	1,477	14.1	309	2.9	305	12	630	407	3	197	3,637

Maybe the fastest point guard ever to play for the Lobos...first team All-WAC as a senior in 1987...one of two Lobos to tally more than 200 career steals...finished with a school-record 235 thefts...also fourth all-time with 574 assists...holds UNM single-game record of 21 assists against Hawai'i on Feb. 13, 1987...memorable game against Colorado State his senior year as his dunk at the buzzer gave the Lobos a 62-61 victory in Fort Collins...best scoring game was 34 points against Brown on Dec. 26, 1986.

1,469
Kelvin Scarborough, G
Washington, D.C.



Year	G	GS	FG-FGA	Pct.	3FG-3FGA	Pct.	FT-FTA	Pct.	Pts.	Avg.	Off-Def Reb.	Tot Reb.	Avg.	PF	DQ	A	TO	B	S	Min.
1983-84	32	0	46-99	.465	---	---	42-70	.600	134	4.2	---	30	0.9	46	0	36	28	0	24	397
1984-85	32	32	113-258	.438	---	---	114-150	.760	340	10.6	---	118	3.7	92	3	175	113	3	80	1,146
1985-86	31	31	125-249	.502	---	---	85-129	.659	335	10.8	---	131	4.2	76	2	151	89	5	53	1,087
1986-87	35	34	215-402	.535	30-85	.353	200-257	.778	660	18.9	35-108	143	4.1	89	0	212	117	3	78	1,317
Totals	130	97	499-1,008	.495	30-85	.353	441-606	.728	1,469	11.3	---	422	3.2	303	5	574	347	11	235	3,947




1,458
Dairese Gary, G
Elkhart, Ind.

A two-time All-Mountain West selection and a two-time All-MW Defensive player ... owned the Mountain West record for career assists and assists in MW games ... ended his career as the all-time winningest scholarship Lobo basketball player, picking up 98 wins over his four-year career ... won at least 22 games in each of his four seasons, and helped UNM to four postseason appearances ... was at his best in big games, and was constantly asked to guard the opposing teams' top offensive threat.

Year	G	GS	FG-FGA	Pct.	3FG-3FGA	Pct.	FT-FTA	Pct.	Pts.	Avg.	Off-Def Reb.	Tot Reb.	Avg.	PF	DQ	A	TO	B	S	Min.
2007-08	33	28	81-182	.445	27-69	.391	68-92	.739	257	7.8	19-56	75	2.3	76	2	105	71	1	44	777
2008-09	34	34	72-165	.436	20-51	.392	111-154	.721	275	8.1	14-60	74	2.2	99	4	140	77	0	39	811
2009-10	35	35	125-278	.450	15-44	.341	195-260	.750	460	13.1	16-81	97	2.8	70	1	137	63	1	36	1,002
2010-11	33	33	134-278	.482	35-104	.337	163-209	.780	466	14.1	21-84	105	3.2	76	0	182	92	1	43	1,117
Totals	135	130	412-903	.456	97-268	.362	537-715	.751	1,458	10.8	70-281	351	2.6	321	7	564	303	3	162	3,707

Hometown hero who had nine steals against Tennessee State in 1991...among the Lobos' career leaders in 3-point field-goal percentage at 44.1 (78-177)...first team All-WAC in 1992 and twice named to the All-WAC Defensive Team (1991-92)...played professionally in New Zealand for several years...career scoring high of 28 points came during his freshman year against George Washington on Dec. 27, 1988...had 13 rebounds against Idaho State on Nov. 22, 1991.

1,394
Willie Banks, G
Albuquerque, N.M.



Year	G	GS	FG-FGA	Pct.	3FG-3FGA	Pct.	FT-FTA	Pct.	Pts.	Avg.	Off-Def Reb.	Tot Reb.	Avg.	PF	DQ	A	TO	B	S	Min.
1988-89	33	1	116-216	.537	14-36	.389	61-80	.763	307	9.3	29-45	74	2.2	37	1	89	64	0	31	897
1989-90	34	1	109-218	.500	14-29	.483	69-92	.750	301	8.9	35-50	85	2.5	35	0	72	46	7	28	751
1990-91	26	19	132-236	.559	17-36	.472	54-65	.831	335	12.9	32-74	106	4.1	36	0	96	48	4	61	953
1991-92	33	33	152-312	.487	33-76	.434	114-145	.786	451	13.7	28-94	122	3.7	44	0	162	86	7	62	1,234
Totals	126	54	509-982	.518	78-177	.441	298-382	.780	1,394	11.1	124-263	387	3.1	152	1	419	244	18	182	3,835




1,387
Kenny Page, F
Staten Island, N.Y.

The most prolific scorer in WAC history...career average of 26.2 is also tops in WAC history...scored 35 or more points on seven occasions...top effort was 47 points against Illinois Tech in December of 1979...best output in a WAC game was 44 points against BYU and UTEP...came to UNM after transferring from Ohio State following the 1977-78 season...did not play at UNM his senior year.


Year	G	GS	FG-FGA	Pct.	3FG-3FGA	Pct.	FT-FTA	Pct.	Pts.	Avg.	Reb.	Avg.	PF	DQ	A	TO	B	S	Min.
1979-80	28	28	314	.618	.508	.156	.203	.768	784	28.0	184	6.6	90	4	65	102	3	20	1,071
1980-81	25	25	239	.525	.455	.125	.161	.776	603	24.1	111	4.4	75	4	60	100	2	23	933
Totals	53	53	553	1,143	.484	281	364	.772	1,387	26.2	295	5.6	165	8	125	202	5	43	2,004

The first Lobo to reach 1,000 career points...also the first - and only one of three in school history - to lead the team in scoring three consecutive seasons...the only Lobo in the 1,000-point list who played for New Mexico before it was a member of the Western Athletic Conference...UNM was in the Skyline Conference when Grant was here.

1,282
Francis Grant, G
Jeffersonville, Ind.



Year	G	FG	FGA	Pct.	FT	FTA	Pct.	Pts.	Avg.	Reb.	Avg.	PF	DQ
1959-60	25	201	456	.441	78	121	.645	480	19.2	188	7.5	87	7
1960-61	23	158	370	.427	76	116	.655	392	17.0	196	8.5	65	3
1961-62	26	150	357	.419	110	150	.733	410	15.8	161	6.2	73	3
Totals	74	509	1,183	.430	264	-387	.682	1,282	17.3	545	7.4	225	13




1,276
Elijah Brown
Orange County, Calif.

A transfer from Butler University, Brown easily surpassed the 1,000-point mark over his sophomore and junior seasons ... poured in a career-high 41 points against Fresno State ... scored 694 points as a sophomore, tying for the fourth-most points by a Lobo in school history ... finished his career with a 20.3 scoring average ... hit a game-winning runner with less than two seconds left in a 78-77 win over UTEP ... went 15-for-15 from the charity stripe in the 2015 conference opener, and then went 14-for-14 in the 2016 conference opener.


Year	G	GS	FG	FGA	Pct.	FT	FTA	Pct.	Pts.	Avg.	Tot. Reb.	Avg.	PF	DQ	A	TO	B	S	Min.
2015-16	32	29	194	453	.428	217	255	.851	694	21.7	176	5.5	64	0	100	109	2	35	1,078
2016-17	31	27	166	438	.379	182	220	.827	582	18.8	161	5.2	63	0	95	94	4	41	1,000
Totals	63	56	360	891	.363	399	475	.840	1,276	20.3	337	5.3	127	0	195	203	6	76	2,078

Rebounded from a broken left leg after his junior year to claim First Team All-MWC honors in 2009...as a senior, averaged a team-high 14.9 points in 34 games recording seven games with 20+ points...recorded 66 games with double-figure scoring in career...known for his highlight reel slams (78 in career), he won the 2009 national slam dunk contest...finished his career ranked sixth with 78 dunks...played 129 career games, sixth most at UNM.



1,260
Tony Danridge, G
San Bernardino, Calif.

Year	G	GS	FG	FGA	Pct.	3FG	3FGA	Pct.	FT	FTA	Pct.	Pts.	Avg.	Off Reb	Def Reb	Tot Reb	Avg.	PF	DQ	A	TO	B	S	Min.
2004-05	33	0	44	88	.500	0	0	.000	12	23	.522	100	3.0	16	18	34	1.0	43	0	14	21	4	10	399
2005-06	30	27	99	193	.513	1	9	.111	53	76	.697	252	8.4	31	45	76	2.5	51	0	30	37	2	13	791
2006-07	32	32	166	326	.509	16	39	.410	52	75	.693	400	12.5	21	58	79	2.5	60	1	43	39	11	24	895
2007-08	DNP		-		Redshirt	-		Injured																
2008-09	34	32	176	364	.484	6	28	.214	150	201	.746	508	14.9	36	103	139	4.1	75	3	91	73	4	41	1,091
Totals	129	91	485	971	.499	23	76	.303	267	375	.712	1,260	9.8	104	224	328	2.5	229	4	178	170	21	88	3,176




1,246
Marvin Johnson, F
DeRidder, La.

Marvin "Automatic" Johnson still holds the New Mexico single-game scoring record of 50 points against Colorado State on March 2, 1978...Johnson made 21 of 27 field-goal attempts and eight free throws to break Toby Roybal's record of 45 points set in 1956...Johnson led the Lobos in scoring both seasons...he ranked first in the WAC and 17th in the nation in scoring in 1977-78 when he was first team all-conference selection...Johnson was a second-round pick of the Chicago Bulls in the 1978 NBA Draft...came to UNM after two seasons at Howard County JC in Big Spring, Texas.

Year	G	GS	FG	FGA	Pct.	FT	FTA	Pct.	Pts.	Avg.	Tot. Reb.	Avg.	PF	DQ	A	TO	B	S	Min.
1976-77	29	29	220	462	.476	12	154	.792	573	19.8	174	6.0	71	1	65	-	9	16	954
1977-78	28	28	270	497	.543	133	171	.778	673	24.0	167	6.0	59	0	48	79	5	26	910
Totals	57	57	490	959	.511	255	325	.785	1,246	21.9	341	6.0	130	1	113	-	14	42	1,864

Had one of the greatest senior seasons in school history, earning Second Team All-America honors from Sports Illustrated ... became first person in school history to average 20 points a season after averaging single-figures ... led the Mountain West in scoring and shooting and recorded the third-most points in a MW conference season ... was the Mountain West Tournament MVP as a senior, as well as First Team All-MW, First Team All-NABC, and All-USBWA ... became known nationally for his work ethic, a regimen that included lifting weights in full uniform after games.

1,239
Cameron Bairstow, F
Brisbane, Australia



Year	G	GS	FG-FGA	Pct.	3FG-3FGA	Pct.	FT-FTA	Pct.	Pts.	Avg	Off-Def	Reb.	Avg.	PF	DQ	A	TO	B	S	Min.
2010-11	31	1	33-55	.600	1-2	.500	13-22	.591	80	2.6	25-30	55	1.8	46	0	7	14	8	6	301
2011-12	34	1	40-90	.444	0-1	.000	45-71	.634	125	3.7	57-66	123	3.6	80	0	11	32	19	13	523
2012-13	35	19	108-237	.456	0-0	.000	124-168	.738	340	9.7	76-132	208	5.9	84	4	31	43	21	24	844
2013-14	34	34	237-426	.556	1-3	.333	219-298	.735	694	20.4	76-175	251	7.4	72	2	53	68	51	19	1,119
Totals	134	55	418-808	.517	2-6	.333	401-559	.717	1,239	9.2	234-403	637	4.8	282	6	102	157	99	62	2,787

1,200
Mark Walters, G
Albuquerque, N.M.



First team All-MWC as a senior...powerful combination guard who saw time at four different positions during his career...ranks eighth in career steals at UNM with 153 which was second all-time in MWC history at the end of his career...one of only four Lobos to collect 1,200 points, 450 rebounds, 220 steals and 130 assists, joining Hunter Greene, Charles Smith and Lamont Long.


Year	G	GS	FG-FGA	Pct.	3FG-3FGA	Pct.	FT-FTA	Pct.	Pts.	Avg	Off-Def	Reb.	Avg.	PF	DQ	A	TO	B	S	Min.
2002-03	28	20	95-235	.404	28-89	.315	47-70	.671	265	9.5	51-106	157	5.6	68	1	50	46	5	32	788
2003-04	25	11	41-115	.357	16-48	.333	24-33	.727	122	4.9	23-50	73	2.9	64	3	35	36	2	16	504
2004-05	33	33	121-253	.478	35-94	.372	71-95	.747	348	10.5	32-86	118	3.6	75	1	92	55	10	43	974
2005-06	30	30	154-353	.436	57-151	.377	100-142	.704	465	15.5	31-104	135	4.5	86	7	92	78	10	62	974
Totals	116	94	411-956	.430	136-382	.356	242-340	.712	1,200	10.3	137-346	483	4.2	293	12	269	215	27	153	3,240

Arguably one of the most respected student-athletes to attend UNM...national winner of the 2010 Chip Hilton Award, given for outstanding character, leadership and talent... Academic All-American in 2009-10, UNM's first selection in 35 years...first Lobo to reach 1,000 points, 600 rebounds, 200 3-pointers and 200 assists in a career...left UNM tied for 2nd in games played (133), 19th in scoring (1,159), 10th in rebounding (633) and 6th in 3-pointers (205)...March 3, 2010, was proclaimed "Roman Martinez Day," by New Mexico Gov. Bill Richardson...co-captain as a senior when UNM won its second straight MWC title.

1,159
Roman Martinez, F
El Paso, Texas



Year	G	GS	FG-FGA	Pct.	3FG-3FGA	Pct.	FT-FTA	Pct.	Pts.	Avg	Off-Def	Reb.	Avg.	PF	DQ	A	TO	B	S	Min.
2006-07	31	12	31-78	.397	8-33	.242	13-20	.650	83	2.7	36-44	80	2.6	42	0	36	22	10	16	388
2007-08	33	24	80-171	.468	29-69	.420	42-58	.724	231	7.0	58-70	128	3.9	84	1	65	36	6	31	801
2008-09	34	33	126-274	.460	69-165	.418	39-57	.684	360	10.6	70-147	217	6.4	93	7	50	43	10	37	1,042
2009-10	35	35	160-367	.438	99-240	.413	66-88	.750	485	13.9	75-13	207	5.9	88	1	50	33	19	51	1,122
Totals	133	104	397-888	.447	205-507	.404	160-223	.717	1,159	8.7	240-393	633	4.8	307	9	201	134	45	136	3,353




1,158
Charlie Thomas, F
Sandy Spring, Md.

One of the few Lobos to score more than 1,000 points and grab 500 rebounds in just two seasons...a transfer from Wake Forest following the 1985-86 season...led New Mexico in scoring and rebounding in 1988 and '89...WAC Newcomer of the Year in 1988...ranks third all-time at UNM with a career field-goal percentage of 59.0... career scoring high of 32 points against Iowa State in Madison Square Garden in the 1987 Preseason NIT...best rebound effort of 16 on two occasions.

Year	G	GS	FG-FGA	Pct.	3FG-3FGA	Pct.	FT-FTA	Pct.	Pts.	Avg	Off-Def	Reb.	Avg.	PF	DQ	A	TO	B	S	Min.
1987-88	36	36	245-435	.563	0-2	.000	123-184	.669	613	17.0	94-177	271	7.5	113	6	55	79	10	39	1,117
1988-89	33	33	227-365	.622	0-0	.000	91-142	.641	545	16.5	73-185	258	7.8	90	2	64	62	6	35	1,045
Totals	69	69	472-800	.590	0-2	.000	214-326	.656	1,158	16.8	167-362	529	7.7	203	8	119	141	16	74	2,162


First team All-WAC in 1986...career-high 36 points on two occasions: against Alaska-Anchorage his junior season; and versus San Diego State on March 1, 1986, the final home game of Brown's career...shares single-game record for field-goal accuracy when he made all 11 shots against Air Force on Jan. 12, 1985.

1,157
Johnny Brown, F
Los Angeles, Calif.



Year	G	GS	FG-FGA	Pct.	3FG-3FGA	Pct.	FT-FTA	Pct.	Pts.	Avg	Off-Def	Reb.	Avg.	PF	DQ	A	TO	B	S	Min.
1984-85	27	27	209	.356	.587	.90	144	.625	508	18.8	169	6.3	70	3	31	47	5	26	982	
1985-86	31	31	255	.460	.554	.139	237	.586	649	20.9	234	7.5	57	2	43	62	2	31	1,169	
Totals	58	58	464	.816	.569	.229	381	.601	1,157	19.9	403	6.9	127	5	74	109	7	57	2,151	

Played on four UNM teams that combined for a 102-37 record, the most wins by a scholarship player at the time...the Lobos won or shared three Mountain West regular season titles (2009, 2010, 2012), captured the 2012 MW Tournament championship and played in postseason all four years, including the NCAA Tournament in 2010 and 2012...tied for 5th all-time at UNM with 207 career 3-pointers...career scoring high was 27 points against Colorado State on Jan. 27, 2011...career-high seven 3s at Air Force his sophomore year



1,146
Phillip McDonald, G
Cypress Springs, Texas

Table with 19 columns: Year, G, GS, FG-FGA, Pct., 3FG-3FGA, Pct., FT-FTA, Pct., Pts., Avg, Reb.-Reb., Reb., Avg., PF, DQ, A, TO, B, S, Min. Rows include 2008-09, 2009-10, 2010-11, 2011-12, and Totals.



1,145
David Chiotti, F
San Jose, Calif.

Skilled post player who improved every year during his career...third team All-MWC as a junior, helping to guide UNM to the 2005 MWC Tournament Championship and a trip to the NCAA Tournament...second team All-MWC selection as a senior...612 career rebounds made him the ninth player in school history with 1,100 points and 600 boards...Led the team in FG% in his final three seasons...shot 53.7% for his career, ranking 9th all-time at UNM.

Table with 19 columns: Year, G, GS, FG-FGA, Pct., 3FG-3FGA, Pct., FT-FTA, Pct., Pts., Avg, Reb.-Reb., Reb., Avg., PF, DQ, A, TO, B, S, Min. Rows include 2002-03, 2003-04, 2004-05, 2005-06, and Totals.

First team All-WAC as a senior in 1993 when he led the Lobos to their first Western Athletic Conference Tournament title...UNM defeated Fresno State, BYU and UTEP at the Delta Center in Salt Lake City as Williams was named the tournament's Most Valuable Player...the Lobos were 64-30 in Williams' three seasons with two trips to the NCAA Tournament (1991 and '93) and one appearance in the NIT...career bests: 31 points against Texas A&M on Dec. 10, 1991 when he nailed a career-high seven 3-pointers; 10 rebounds versus Southern on Dec. 29, 1990.

1,086
Ike Williams, G
Dallas, Texas




Table with 19 columns: Year, G, GS, FG-FGA, Pct., 3FG-3FGA, Pct., FT-FTA, Pct., Pts., Avg, Reb.-Reb., Reb., Avg., PF, DQ, A, TO, B, S, Min. Rows include 1990-91, 1991-92, 1992-93, and Totals.



1,067
Chad Toppert, G
Albuquerque, N.M.

Excellent outside shooter who became one of the top 3-point shooters in Mountain West Conference history...28 starts is the fewest for any player in the 1,000-point club...2nd all-time at UNM and 3rd in MWC history with 266 career 3s with a 43.9% success rate, No. 3 at UNM...ranked in the top-10 in the nation in 3-pt. FG% in 2007 (46.4%) and 2008 (48%), earning Honorable Mention All-MWC both seasons... just as accurate from the FT line with an all-time accuracy of 80.8% (8th at UNM).

Table with 19 columns: Year, G, GS, FG, FGA, Pct., 3FG, 3FGA, Pct., FT, FTA, Pct., Pts., Avg, Off Reb, Def Reb, Tot Reb, Avg, PF, DQ, A, TO, B, S, Min. Rows include 2005-06, 2006-07, 2007-08, 2008-09, and Totals.


The first real big man at the University of New Mexico...head coach Bob King snared the future pro from Burlington (Iowa) Junior College prior to the 1962-63 season... first team All-WAC pick in 1963 and '64...a second round draft pick by the Philadelphia 76ers in the 1964 NBA Draft...career averages were 18.8 points and 11.8 rebounds... top scoring game was 36 points against BYU...best rebounding effort was 22 versus Long Beach State...led the Lobos to their first WAC title in 1964.

1,016
Ira Harge, C
Detroit, Mich.



Table with 13 columns: Year, G, FG, FGA, Pct., FT, FTA, Pct., Pts., Avg, Reb., Avg, PF. Rows include 1962-63, 1963-64, and Totals.

The seven-footer ranked third all-time at New Mexico with 126 blocks when he left, and he led the team in swats three consecutive seasons (1986-88)...only one of nine Lobos to reach 1,000 points and 500 rebounds in a career at the end of his eligibility... played on Lobo teams that went 86-49 from 1986-89, and advanced to postseason play (NIT) all four seasons...career highs: 27 points in the Lobos' 1987 WAC Tournament semifinal win over BYU; 14 rebounds against BYU on Jan. 10, 1987; 5 blocks against Ohio State on Dec. 27, 1987.



1,011
Rob Loeffel, C
Banning, Calif.

Year	G	GS	FG-FGA	Pct.	3FG-3FGA	Pct.	FT-FTA	Pct.	Pts.	Avg.	Off-Def Reb.-Reb.	Tot Reb.	Avg.	PF	DQ	A	TO	B	S	Min.
1985-86	31	10	87-179	.486	---	---	37-51	.725	211	6.8	---	96	3.1	57	0	11	27	36	8	589
1986-87	35	31	132-265	.498	0-0	.000	75-122	.615	339	9.7	45-149	194	5.5	89	2	21	48	37	18	884
1987-88	36	36	149-289	.516	0-0	.000	72-105	.686	370	10.3	62-133	195	5.4	94	3	31	47	45	9	990
1988-89	26	3	33-66	.500	0-0	.000	25-38	.658	91	3.5	12-54	66	2.5	28	0	14	20	8	2	274
Totals	128	80	401-799	.502	0-0	.000	209-316	.661	1,011	7.9	-	551	4.3	268	5	77	142	126	37	2,737




1,010
Alex Kirk, C
Los Alamos, N.M.

Broke the 1,000-point barrier at the Mountain West championship game ... only the eighth native New Mexican to record 1,000 points with the Lobos ... owns the freshman record for points in a game with 31 against Cal State Bakersfield ... a two-time All-Mountain West player, and a two-time Mountain West All-Defensive selection.


Year	G	GS	FG-FGA	Pct.	3FG-3FGA	Pct.	FT-FTA	Pct.	Pts.	Avg.	Off-Def Reb.-Reb.	Reb.	Avg.	PF	DQ	A	TO	B	S	Min.
2010-11	34	21	64-136	.471	10-36	.278	23-37	.622	161	4.7	34-92	126	3.7	70	2	12	24	20	9	509
2011-12		DNP	-		Redshirt	-	Injured													
2012-13	35	33	157-318	.494	13-47	.277	98-137	.715	425	12.1	84-198	282	8.1	77	3	17	51	63	15	1,018
2013-14	32	32	165-337	.490	12-56	.214	82-123	.667	424	13.3	73-204	277	8.7	82	3	35	57	85	12	1,025
Totals	101	86	386-791	.488	35-139	.252	203-297	.684	1,010	10.0	191-494	685	6.8	229	8	64	132	168	36	2,552

Becker played on three Lobo teams that produced a combined 53-27 record...the 1968 Lobos won the Western Athletic Conference title and advanced to the NCAA Tournament for the first time in school history...one of the most accurate free throw shooters ever at UNM, making 79.3% (317-400) of his attempts.

1,010
Ron Becker, F
Roswell, N.M.



Year	G	FG	FGA	Pct.	FT	FTA	Pct.	Pts.	Avg.	Reb.	Avg.	PF	DQ	A	Min.
1967-68	28	102	213	.479	90	115	.783	294	10.5	145	5.2	78	2	-	-
1968-69	26	112	282	.397	74	94	.787	298	11.5	151	5.8	81	5	75	-
1969-70	26	133	328	.409	153	191	.801	418	16.2	195	7.5	70	0	76	1,008
Totals	80	347	823	.422	317	400	.793	1,010	12.6	491	6.1	229	7	-	-



1,006
Hugh Greenwood, G
Tasmania, Australia

Became the second guard in program history to finish his career with over 1,000 points and 600 rebounds, joining Lamont Long (1996-2000)... All-MW Third Team as a senior, All-MW Honorable Mention as a junior and sophomore... Set conference record for most MW games played, tying Derrick Marks of Boise State at 65... Part of UNM teams that won five MW championships... Top 10 in program history in career minutes played, assists and made 3-point field goals at the time of his graduation.

Year	G	GS	FG-FGA	Pct.	3FG-3FGA	Pct.	FT-FTA	Pct.	Pts.	Avg.	Off-Def Reb.-Reb.	Reb.	Avg.	PF	DQ	A	TO	B	S	Min.
2011-12	33	29	69-166	.416	36-106	.340	34-49	.694	208	6.3	15-108	123	3.7	68	2	83	34	15	28	765
2012-13	35	35	85-206	.413	40-112	.357	34-56	.607	244	7.0	36-139	175	5.0	80	3	83	44	16	47	998
2013-14	31	31	67-167	.401	39-118	.331	20-31	.645	193	6.2	39-118	157	5.1	86	3	105	30	9	27	986
2014-15	31	31	121-345	.351	72-211	.341	47-62	.758	361	11.6	18-147	165	5.3	60	0	101	58	21	47	1,094
Totals	130	126	342-884	.387	187-547	.342	135-198	.682	1,006	7.7	108-512	620	4.8	294	6	372	166	61	149	3,843


The 2002-03 season was the 100th in the history of New Mexico men's basketball. As part of the 100th Season Celebration, Lobo fans chose a 10-person all-time team, an all-time coach and the top-10 moments in Lobo basketball history.

More than 2,000 fans submitted votes between Nov. 1, 2002, and Jan. 31, 2003. Ballots were available online at www.golobos.com, in the men's basketball game program and through the Albuquerque Journal.

Head Coach

Bob King (1962-72)

The reason The Pit was built in 1966 and the reason Lobo basketball has its unbelievable following was because of this man...from 1900-62, the Lobos posted a record of 418-485 with zero postseason appearances... since that time, New Mexico has won more than 63 percent of its games and qualified for postseason play 26 times... in the eight years prior to Bob King's arrival, the Lobos never won more than seven games in a season..."Lobomania" was set in motion by King and his early teams that played in Johnson Gym...King's success created the need for a bigger arena, which came to life for the first time on Dec. 1, 1966...26 years later in 1992, the floor was appropriately named Bob King Court for the man who got it all started in New Mexico.



Top 10 Moments in Lobo Basketball History

Feb. 1, 1969: Petie Gibson beats New Mexico State 68-66 with a 30-footer at the buzzer, prompting arguably the loudest single roar ever heard at The Pit.

Jan. 7, 1978: Lobos beat UNLV in Vegas 102-98, snapping the Runnin' Rebels' 72-game home winning streak.

Jan. 2, 1988: The Lobos beat No. 1 Arizona in The Pit, 61-59.

Dec. 16, 1995: Clayton Shields' 55-footer at the buzzer beats New Mexico State in Las Cruces, 69-68.

March 8, 1996: Lobos beat Fresno State in triple overtime in a WAC Tournament semifinal game in The Pit. Many feel it was the greatest game in UNM/Pit history. It was also the Lobos' 26th win of the season, a school record.

March 9, 1996: Just one night later, freshman Kenny Thomas scored 30 points and pulled down 17 rebounds to give the Lobos a 64-60 victory over 10th-ranked Utah in the title game of the WAC Tournament in The Pit.

Feb. 1, 1998: Royce Olney's 25-footer with 4.7 seconds remaining gives the Lobos a 77-74 victory over third-ranked and previously unbeaten Utah.


Jan. 17, 1999: Lobos beat 7th-ranked Arizona 79-78 at the buzzer, rallying from 15 points down at halftime. Damion Walker's layup off a John Robinson II assist is the game-winner.

June 1999: Sports Illustrated ranks The Pit as one of the world's top-20 venues of the 20th century.

Dec. 21, 1999: Lobos beat No. 3 Arizona in Tucson, snapping U of A's 37-game home win streak, on Roland Hannah's put-back.


Michael Cooper • 1976-78

Although he only spent two years at New Mexico, Michael Cooper proved he was one of the greatest Lobos...“Coop” was a two-time All-WAC selection and All-America honoree in 1978 after leading UNM to a conference title and a 24-4 record...Cooper went on to have a stellar professional playing career with the Los Angeles Lakers...he was also successful as a coach at the professional level with the Los Angeles Sparxx of the WNBA and the Albuquerque Thunderbirds of the National Basketball Development League.




Marvin Johnson • 1976-78

Marvin “Automatic” Johnson still holds the New Mexico single-game scoring record of 50 points set against Colorado State on March 2, 1978...he made 21 of 27 field goals and eight free throws to break Toby Roybal’s record of 45 points set in 1956...Johnson led the Lobos in scoring both seasons, and he ranked first in the WAC and 17th in the nation in scoring in 1977-78 when he was first team all-conference selection...a second-round pick of the Chicago Bulls in the 1978 NBA Draft...lived in Albuquerque after attending UNM, serving as a youth basketball clinician.




Ruben Douglas • 2000-03

Douglas rewrote the school and Mountain West Conference record book in his senior season of 2002-03, becoming the first Lobo to lead the nation in scoring at 28 points a game...he set school records by averaging 32.1 ppg in MWC games, plus 26 games with 20 or more points and three games with 40 or more...he became the MWC’s single-season and career scoring leader following his senior season.



Luc Longley • 1987-91

The 7-1 Australia native and NBA veteran held UNM career records for rebounds and blocks when he completed his eligibility...Longley was the first Lobo to record a triple-double in a game, and he did it twice: 23 points, 15 rebounds and 10 blocks vs. Hardin-Simmons on Nov. 24, 1989, and 17 points, 14 rebounds and 10 assists against Penn State on March 28, 1990...first team all-WAC in 1990 and ‘91...7th player taken in the 1991 NBA Draft by Minnesota...the starting center for the Chicago Bulls when the organization won three world titles in the mid-’90s.




Mel Daniels • 1964-67

UNM’s first All-American, earning the honor in 1967...All-WAC recognition in 1966 and ‘67... led UNM in scoring and rebounding all three years and the WAC in scoring his senior year... career averages were 19.9 ppg and 11.1 rpg... the 9th player taken in the 1967 NBA Draft by the Cincinnati Royals, although he became a four-time all-star and twice was named Most Valuable Player in the ABA with the Indiana Pacers...his No. 34 was retired by the Pacers and he worked in the Indiana organization for many years, serving as the club’s Director of Player Personnel.




Royce Olney • 1994-98

Lobo fans were probably wondering what head coach Dave Bliss was thinking when he signed this 6-2 guard from tiny Hot Springs High School... four years later everyone knew that the in-state product was one of the grittiest, most determined players to ever wear a Lobo uniform...his 3-pointer to beat third-ranked and undefeated Utah on Feb. 1, 1998, is widely regarded as one of the top moments in school history...his career ended prematurely when he suffered a torn ACL at TCU 25 games into his senior season...the Lobos were 21-4 with him in the lineup in 1997-98, but 3-4 without him...Olney still holds the school record for best 3-point percentage in a season.




Petie Gibson • 1968-71

He’s most famous for hitting the game-winning shot to beat New Mexico State on Feb. 1, 1969, but Gibson was arguably the school’s best point guard...led UNM and the Western Athletic Conference in assists for three straight seasons and he still holds five school records in that category...had 14 or more assists five times in his Lobo career...he spent more than three decades as a physical education instructor at La Mesa Elementary School in Albuquerque.




Charles Smith • 1993-97

Charles “Spider” Smith became New Mexico’s career scoring leader on Feb. 3, 1997, against BYU...he finished with 1,993 points, the 11th-best total in WAC history at the time...Smith is just one of four Lobos to lead the team in scoring for three straight seasons, joining Francis Grant (1960-62), Mel Daniels (1965-67) and Ruben Douglas (2001-03)...helped led UNM to three NCAA Tournaments in his career (1994, ‘96 and ‘97)...Smith was taken by the Miami Heat in the first round of the 1997 NBA Draft and played professionally throughout the world for many years.



Ira Harge • 1962-64

The first real big man at the University of New Mexico...head coach Bob King snared the future pro from Burlington (Iowa) Junior College prior to the 1962-63 season...first team All-WAC pick in 1963 and ‘64...career averages were 18.8 points and 11.8 rebounds...top scoring game was 36 points against BYU...best rebounding effort was 22 versus Long Beach State...in 1964, Harge led the Lobos to their first WAC title and to the championship game of the NIT...a second-round draft pick of the NBA’s Philadelphia 76ers in 1964...lived in Albuquerque since coming to UNM.



Kenny Thomas • 1995-99

The first player in the history of the Western Athletic Conference to surpass 1,800 points, 1,000 rebounds and 200 blocked shots...All-America honors following his junior season...all-conference selection three times and a member of the all-WAC defensive team his final two seasons...the Lobos enjoyed their best four-year mark in school history with Thomas as a member, compiling a 102-30 record, including 71-3 in The Pit...UNM advanced to the second round of the NCAA Tournament four straight years...Thomas led UNM to the championship game of the WAC Tournament three times and was named MVP in 1996 and ‘98...a 1st-round pick (22nd selection overall) of the Houston Rockets in 1999...also played for the Philadelphia 76ers and Sacramento Kings.



University Arena has long been recognized as one of the most special places in the nation for college basketball, due to the tremendous support and enthusiasm of Lobo Basketball through the years. The Pit is known, first and foremost, for being THE loudest arena in college basketball, but also for being the domain where the Lobos rarely lose. In addition to providing an enormous home-court advantage for UNM, The Pit has also been the home for some very entertaining basketball games over the years. Some of the obvious classic contests include the 1983 NCAA national championship between Houston and upstart North Carolina State and the 1968 NCAA Tournament when Lew Alcindor and UCLA won a pair of games on their way to the national championship. However, when reconciling the top-10 greatest games in Pit history, only games in which New Mexico was involved were considered. The list was compiled in the summer of 1999 by a blue-ribbon panel of writers and fans who have witnessed great basketball action at University Arena.

No. 1**Jan. 2, 1988 • New Mexico 61, Arizona 59**

Top-ranked and undefeated Arizona came into The Pit for an ESPN late-night matchup to tip-off the New Year and provided the greatest upset in school history. Behind an unconscious Jimmy Rogers, UNM bolted out to a 25-9 lead 10 minutes into the game.

The Wildcats, led by All-Americans Sean Elliott and Steve Kerr, who combined for 38 points on the night, clawed back and cut the lead to two, 61-59, with under two minutes remaining. Arizona had a chance to win the game in the final seconds when Elliott was open for a 3-pointer, but Hunter Greene blocked the shot, thus securing the upset. Rogers had 15, while Darrell McGee outplayed Kerr with 13 points and 5 assists.


**The final minute of an upset of No. 1 Arizona.****No. 2****March 8, 1996 • New Mexico 104, Fresno State 99 (3OT)**

In perhaps the most draining game in Pit history, the Lobos outlasted Fresno State in three overtimes in the semifinals of the Western Athletic Conference Tournament. Tied at 74 at the end of regulation, UNM was down by two with under 10 seconds remaining in the first overtime. David Gibson found Kenny Thomas on the blocks, however, and Thomas spun and dunked with six seconds left to send the game into a second overtime. Fresno State scored the first five points of the second OT and led 92-89 with 30 seconds left. As UNM worked to tie the game again, Charles Smith put up a desperation 3-pointer with three seconds left and was fouled by the Bulldogs Darnell McCullough. Smith calmly drained all three free throws to knot the game and force the game to continue. Royce Olney and Clayton Shields each hit 3-pointers in the first minute of the third overtime, although Fresno State would tie the game at 98-98 two minutes later. Smith had two quick hoops and Gibson hit two clutch free throws to give the Lobos an incredible win. The victory propelled UNM to a then-school record 28 victories in 1995-96.

**No. 3****Feb. 1, 1998 • New Mexico 77, Utah 74**

Royce Olney buried a legendary 25-foot 3-pointer with 4.7 seconds remaining in the game to give the Lobos an improbable victory over highly-touted Utah. The Utes entered the contest as the nation's only remaining undefeated team at 18-0, and ranked third in the nation. Utah dominated throughout the game, leading from the outset and enjoyed as much as a 13-point advantage in the second half. Down 69-60 with 2:27 remaining, the Lobos began their comeback. Clayton Shields knocked down a three to cut the deficit to six, then scored the Lobos next four points to trim the Utah lead to 71-67 with 1:32 remaining. The teams traded baskets and then came the controversial play of the game. While trying to bring the ball upcourt, Utah's Andre Miller collided with Olney in the backcourt and lost the ball. With the Utah bench screaming for a foul, Olney

collected the ball, ran to the corner and drilled a three to cut the Ute lead to 73-72. Kenny Thomas hit two free throws to give the Lobos the lead, and after Alex Jensen made one of two charity tosses to tie the game, Olney took the ball across midcourt and pulled up from downtown, nailing the game-winner for the 14th-ranked Lobos.

**No. 4****Jan. 25, 1986 • UTEP 71, New Mexico 70 (OT)**

The infamous "Cup Game" in which a fan tossed a wadded up paper cup on to the court cost New Mexico a key victory against its WAC rival. UNM led by one, 70-69, in overtime after Paul Lawson nailed a 19-footer from the side with 14 seconds left. The Miners came down and worked for the final shot when the Lobos' Mike Winters fouled Wayne Campbell with two seconds left. When Campbell missed the front end of his one-and-one, the Lobos rebounded and began to celebrate. However, a fan sitting under the basket had distracted Campbell by throwing a wadded up paper cup at him just before he shot. The referees awarded Campbell another opportunity and he sank both ends of the free throws as well as UNM's chances at a victory. Ironically, the two free throws were Campbell's only points of the game.

No. 5**Dec. 11, 1993 • New Mexico State 112, New Mexico 104 (2OT)**

In a dramatic comeback by arch-rival New Mexico State, the Lobos surrendered a nine-point lead in the final 1:20 of regulation and eventually lost in double overtime 112-104. UNM led by 10, 35-25 at halftime on the strength of 15 points by sharpshooter Canonchet Neves. The lead was as many as 15 in the second half before the Aggies outscored UNM 16-7 in the final 1:20 of regulation. The Lobos stormed back to score the first six points of the first overtime and led 91-84 with under a minute remaining in the extra session. However, the Aggies would not give up and drilled three 3-pointers in the final 40 seconds to extend the game further. In the second overtime, NMSU was 3-3 from behind the arc and buried the Lobos with a 17-9 run. Keith Johnson scored 26 to lead the Aggies and offset a 34-point performance by UNM's Greg Brown. The 104 points scored by UNM remains the highest losing total in school history.


No. 6**Jan. 17, 1976 • UNLV 80, New Mexico 73****No. 7****Dec. 22, 1984 • Georgetown 69, New Mexico 61****No. 8****March 6, 1976 • New Mexico 59, UTEP 58****No. 9****Feb. 1, 1969, New Mexico 68, New Mexico State 66****No. 10****Feb. 7, 1968, New Mexico 72, New Mexico State 71**

Accomplishments of Bob King

On October 2, 1992, University of New Mexico President Richard E. Peck announced that the basketball court at University Arena would be named in honor of Bob King, former UNM basketball coach. King coached the UNM men's basketball team to national prominence in the 1960's.

"We wanted to recognize Coach King's contributions to Lobo basketball," Peck said. "UNM's Memorial Committee recommended that we honor Coach King's accomplishments, and the naming of the court has allowed us to do so without diminishing the recognition which has already been paid to his colleagues, including former Director of Athletics Pete McDavid. The Bob King Court and the Pete McDavid Lounge are a tribute to two of the men who are responsible for the success of the facility we fondly call The Pit."

The Bob King Court was dedicated at formal ceremonies on Dec. 1, 1992. King passed away on Dec. 10, 2004, at the age of 81.



Bob King was head coach at New Mexico from 1963-72, compiling a 175-89 record. King's success early in his Lobo career was the primary reason The Pit was constructed in 1966.

AS AN ATHLETE

- All-State basketball player at Gravity (Iowa) High School
- Was a member of the University of Iowa's freshman team and graduated from Iowa in three years

EDUCATION

- Bachelor's degree in Physical Education from University of Iowa in 1947
- Master's degree in Educational Guidance and Psychology from Drake University in 1957

AS A COACH

- 205-75 record in 12 years at Britt and Algona HS in Iowa, and West High in Rockford, Ill.
- Assistant coach at Iowa (1960-62) under Sharm Scheuerman
- Head coach at University of New Mexico (1963-72) where he compiled a 175-89 record and is the second-winningest coach in Lobo history...led UNM to two Western Athletic Conference titles (1964, 1968), to three NIT appearances, including the finals in 1964, and one NCAA Tournament...produced 10 All-WAC performers and three All-Americans in Mel Daniels, Ron Nelson and Willie Long...before King's arrival at UNM, the Lobos had not had a winning season since 1953-54...never had a losing season at UNM...UNM has had just five losing seasons since King arrived...has been called the "Architect of Lobo Basketball."...biggest accomplishment was the building of University Arena, or The Pit, after UNM began winning under his auspices...in King's first three years at UNM, attendance doubled in Johnson Gym, prompting the construction of The Pit in 1965

AS AN ADMINISTRATOR

- Assistant Athletics Director at University of New Mexico (1972-73)
- Athletics Director at Indiana State University (1974-80)...the Sycamores advanced to the NCAA Championship in 1979 with Larry Bird leading the way - lost to Michigan State in the finals...during his tenure, King elevated the Indiana State football program to Division I status, ISU gained admittance to the Missouri Valley Conference, and interest and attendance improved at ISU basketball games

SPECIAL HONORS, CONTRIBUTIONS

- Officer in the Air Force (1943-46)
- Inducted into Albuquerque Sports Hall of Fame (1982)
- Inducted into UNM Athletic Hall of Honor (1987)

Toby Roybal - A Tribute to #44

by J.D. Kailer

Albuquerque - Jan. 11, 1956

Toby Roybal, a slick 6-foot-2 senior guard from Santa Fe, scored a school-record 45 points tonight to lead the New Mexico Lobos to a stunning 92-79 Skyline Conference basketball win over Montana before 2,500 wild fans at Carlisle Gym. Roybal's record performance followed the 37 points he scored against Wyoming in the 80-71 victory at Laramie four nights earlier. Ironically, Roybal committed his final personal foul with 2:30 remaining. When Coach Bill Stockton walked out on the floor to shake Roybal's hand, the crowd gave the guard a two-minute standing ovation. Roybal's record totals: 13 FGs, 19 of 25 FTs, 45 points, 38 minutes.

Albuquerque - Jan. 12, 1956 - Picking up where he left off 24 hours earlier, Roybal scored 30 points to lead New Mexico to an easy 73-50 win over Montana. The Santa Fe product had scored a record 45 points the previous night. Grizzlies head coach Frosty Cox put two, sometimes three men, on the all-Skyline guard. Roybal answered the challenge by either passing to wide-open teammates or drawing a foul. His 30 points came on seven field goals and 16 of 21 free throws. In a five-day span against Wyoming and Montana, Roybal scored 110 points in three games.

Albuquerque - March 21, 1984 - The late-Toby Roybal was inducted into the Albuquerque Sports Hall of Fame before an overflow crowd at the Hilton Hotel. **Not only was the stellar athlete the 23rd H.O.F. inductee, but he was also the first UNM basketball player to have his jersey - No. 44 - retired.** Previously, No. 44 had been worn by Lobo standouts Ira Harge, Mel Daniels and Rich Pokorski. UNM athletics director John Bridgers presented the jersey to Roybal's widow, Dixie, at the banquet following the induction. Roybal died in 1962 at the age of 30 - a victim of a fast-spreading cancer.

Roybal was inducted into the University of New Mexico Athletic Hall of Honor in 1995.

THEY REMEMBERED TOBY ROYBAL...

"Toby was ungodly even as a freshman; one of the best to ever play at UNM. A great leaper who could hit on any shot from 5-6 feet. He was quick. It took three guys to contain him. He could have played on any team UNM ever had... '60s, '70s, '80s or '90s." — *Larry Tuttle, UNM 1950-52.*

"Forty-seven years ago, Toby Roybal was the best home-grown athlete New Mexico has ever produced. Things haven't changed. He is the greatest player in New

Mexico's basketball history, long before the 3-pointer and bonus free throws." — *Jim Hulsman, former Albuquerque High head basketball coach.*


"I recruited Toby out of Santa Fe High. He had tremendous physical talents and he improved on them after two years in service. Despite the de-emphasis of sports at UNM in the early-1950s, Toby played a major role in keeping us competitive." — *Woody Clements, UNM head basketball coach, 1944-51, 1952-55.*

"He was something special. A player's player who could do everything. A starter on any Lobo team...then and now. He played in an era of no shot clock, no 3-pointer, no bonus free throw. On a 1 to 10, he's a 10, easily ranking with the likes of Michael Cooper." — *Dave Syme, UNM 1955-57.*

"Easy-going, could jump like crazy, lead the fast break and dead-eye on shots around the key. He would be in the NBA today with all of their opportunities. He died too soon." — *Gene Golden, UNM 1953-55.*

"We grew up together in Santa Fe and were recruited by Coach Woody Clements. Toby was a 'natural' at basketball, track, football and baseball. His moves, like floating through the air on a jumper, were his own; no TV to watch and to copy a Michael Jordan. Toby learned from scratch and hours of practice." — *Ray Esquibel, UNM 1953-55.*

"He's as talented a player as any we have faced since I've been coaching at Utah." — *legendary coach Jack Gardner.*



Greg Brown - Naismith Award Winner

Remember, you're too small to play basketball, especially NCAA Division I basketball. Bunk. That's essentially what Greg Brown told those people who thought he was not big enough to play a game controlled by giants.

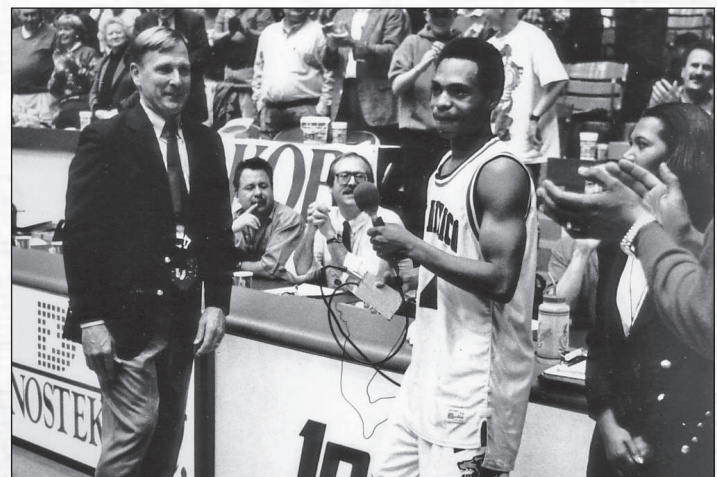
Greg Brown, 5-foot-7 Greg Brown, proved to all the naysayers that there is room for the little man in the game of basketball. Without Brown, New Mexico doesn't come close to winning a WAC title in 1994, the school's first in 16 years.

Praise rang from all over the country as Brown, a 1990 graduate of Albuquerque High School, progressed through his senior year. Four times he scored 30 or more. Brown tossed in 42 -- in 34 minutes -- against Texas-El Paso. He poured in 34 against New Mexico State. However, he saved his biggest games for BYU.

Brown had 35 in the Lobos' win in Albuquerque. In the title-clinching victory at Provo, the next-to-last-game of the season, Brown was awesome. He had 34 with 28 of those coming in the second half and overtime of the 84-82 triumph. Brown scored 20 of the Lobos' final 28 points, including 12 straight at one point. His three free throws -- after drawing a 3-point foul with six seconds left in regulation -- sent the game into overtime.

For all his efforts, Brown was named Western Athletic Conference and District 7 Player of the Year. He garnered honorable mention All-America recognition from the United States Basketball Writers and *The Sporting News*.

The crowning moment of Brown's collegiate career came when he was honored with the Frances Pomeroy Naismith Award, given to the nation's top senior in college basketball under 6-feet.



Greg Brown led the University of New Mexico to the 1994 Western Athletic Conference regular-season title.

Greg Brown Honors

- 1994 Frances Pomeroy Naismith Award
- WAC Player of the Year
- USBWA District 7 Player of the Year
- Honorable mention All-America, USBWA
- All-Underrated Team, Washington Post

Greg Brown Career Stats

Year	G	GS	FG	FGA	Pct.	3FG	3FGA	Pct.	FT	FTA	Pct.	Pts.	Avg	Off Reb	Def Reb	Tot Reb	Avg	PF	DQ	A	TO	B	S	Min.
1992-93	28	27	90	206	.437	51	119	.429	39	46	.848	270	9.6	6	39	45	1.6	33	0	82	38	0	24	897
1993-94	31	31	195	416	.469	80	192	.417	129	158	.816	599	19.3	15	63	78	2.4	53	0	136	84	0	20	1190
Totals	59	58	285	622	.458	131	311	.421	168	204	.824	869	14.7	21	102	123	2.1	86	0	218	122	0	44	2087

Conference Statistical Leaders

INDIVIDUAL

SCORING

YEAR	NAME	G	PTS.	AVG.
1966-67	Mel Daniels	27	581	21.5
1970-71	Willie Long	26	621	23.9
1977-78	Marvin Johnson	28	673	24.0
1979-80	Kenny Page	28	784	28.0
1986-87	Hunter Greene	35	740	21.1
1999-00	Lamont Long	32	598	18.7
2001-02	Ruben Douglas	30	544	18.1
2002-03	Ruben Douglas	28	783	28.0
2003-04	Danny Granger	22	429	19.5
2013-14	Cameron Bairstow	34	694	20.4

REBOUNDING

YEAR	NAME	G	REB.	AVG.
1962-63	Ira Harge	25	331	13.2
1966-67	Mel Daniels	27	313	11.6
1975-76	Larry Gray	24	250	10.4
2007-08	J.R. Giddens	33	290	8.8
2011-12	Drew Gordon	35	388	11.1

FG PERCENTAGE

YEAR	NAME	G	FG-FGA	PCT.
1972-73	Darryl Minniefield	27	156-260	.600
1982-83	George Scott	32	112-171	.655
1984-85	George Scott	32	168-279	.602
1988-89	Charlie Thomas	33	227-365	.622
1990-91	Luc Longley	30	229-349	.656
1991-92	Khari Jaxon	33	138-218	.633
2013-14	Cameron Bairstow	34	237-426	.556
2015-16	Tim Williams	32	215-356	.604

3-POINT FIELD GOALS PER GAME

YEAR	NAME	G	3FGM	AVG.
1993-94	Marlow White	31	94	3.0
1997-98	Royce Olney	25	80	3.2
1998-99	Kevin Henry	34	102	3.0
2002-03	Ruben Douglas	28	94	3.4
2004-05	Troy DeVries	33	93	2.8
2009-10	Roman Martinez	35	99	2.8
2014-15	Hugh Greenwood	31	72	2.3

3-POINT FIELD GOAL PERCENTAGE

YEAR	NAME	G	3FG-FGA	PCT.
1997-98	Royce Olney	25	80-156	.513
2001-02	Tim Lightfoot	30	39-80	.488
2007-08	Chad Toppert	33	85-177	.480
2017-18	Anthony Mathis	34	98-207	.473

FT PERCENTAGE

YEAR	NAME	G	FT-FTA	PCT.
1971-72	Tommy Roberts	26	118-135	.874
1974-75	Pat King	26	91-108	.843
1989-90	Rob Robbins	34	101-108	.935
1999-00	Damion Walker	32	140-173	.809

ASSISTS

YEAR	NAME	G	NO.	AVG.
1968-69	Petie Gibson	26	183	7.0
1969-70	Petie Gibson	26	179	6.9
1970-71	Petie Gibson	26	198	7.6
1983-84	Phil Smith	35	203	5.8
1985-86	Kelvin Scarborough	31	151	4.9
1986-87	Kelvin Scarborough	35	212	6.1
1988-89	Darrell McGee	33	243	7.4
2000-01	Marlon Parmar	34	182	5.4
2013-14	Kendall Williams	34	168	4.9

STEALS

YEAR	NAME	G	NO.	AVG.
1984-85	Kelvin Scarborough	32	80	2.5
1986-87	Hunter Greene	35	84	2.4
1990-91	Willie Banks	26	61	2.4
1991-92	Willie Banks	26	61	2.4
1999-00	Lamont Long	32	61	1.9
2000-01	Wayland White	31	57	1.8
2017-18	Troy Simons	29	52	1.8

BLOCKED SHOTS

YEAR	NAME	G	NO.	AVG.
1988-89	Luc Longley	33	90	2.7
1989-90	Luc Longley	34	117	3.4
1999-00	Wayland White	32	70	2.2
2000-01	Wayland White	31	67	2.2

ASSIST/TO Ratio

YEAR	NAME	G	Asst-TO Ratio	
2013-14	Hugh Greenwood	31	105-30	3.5

TEAM

SCORING OFFENSE

YEAR	G	PTS.	AVG.
1976-77	30	2,498	86.6
1977-78	28	2,731	97.5
1978-79	29	2,567	88.5
1982-83	29	2,079	71.7
1989-90	34	2,614	76.9
2004-05	33	2,492	75.5
2007-08	33	2,446	74.1

3-POINT FGs PER GAME

YEAR	G	3GM-3GA	AVG.
1992-93	31	238-611	7.7
1993-94	31	300-782	9.7
1997-98	32	301-748	9.4
2002-03	28	222-613	7.9
2003-04	28	237-631	8.5
2006-07	32	299-797	9.3
2007-08	33	271-646	8.2
2017-18	34	367-979	10.8

3-POINT FIELD GOAL PERCENTAGE

YEAR	G	3GM-3GA	PCT.
1997-98	32	301-748	40.2
2004-05	33	269-688	.391
2007-08	33	271-646	42.1

SCORING DEFENSE

YEAR	G	PTS.	AVG.
1962-63	25	1,447	57.9
1963-64	29	1,660	57.2
1964-65	27	1,504	55.7
1965-66	24	1,644	68.5
1966-67	27	1,663	61.6
1967-68	28	1,907	68.1
1992-93	31	1,960	63.2
1993-94	31	2,092	67.5

SCORING MARGIN

YEAR	G	UNM-OPP	MGN.
1993-94	31	77.7-67.5	+10.2
2004-05	33	75.5-64.3	+11.2
2007-08	33	74.1-62.7	+11.4
2011-12	35	72.7-59.3	+13.4

FG PERCENTAGE

YEAR	G	FGM-FGA	PCT.
1967-68	28	801-1,737	.466
1983-84	35	838-1,638	.512
1984-85	32	871-1,706	.511
1988-89	33	992-1,819	.545
1990-91	30	868-1,644	.528
2015-16	32	829-1,782	.465

FT PERCENTAGE

YEAR	G	FTM-FTA	PCT.
1978-79	29	603-827	.729
1997-98	32	430-568	.757
1998-99	34	531-707	.751
2015-16	32	578-783	.738
2016-17	31	582-780	.746
2018-19	34	550-708	.777

REBOUND MARGIN

YEAR	G	UNM-OPP.	MGN.
1963-64	29	44.3-31.2	+13.1
1964-65	27	49.9-34.6	+15.3
1966-67	27	48.3-41.1	+7.2
1967-68	28	46.2-40.6	+5.6
1968-69	26	47.8-41.2	+6.6
1973-74	27	45.3-38.6	+6.7
2011-12	35	37.7-31.2	+6.5

FG PERCENTAGE DEFENSE

YEAR	G	FGM-FGA	PCT.
1964-65	27	530-1,444	.367
1993-94	31	796-1,973	.403
2011-12	35	731-1,903	.384

3-POINT FG PERCENTAGE DEFENSE

YEAR	G	FGM-FGA	PCT.
1992-93	31	126-424	.297
1993-94	31	188-615	.306
1995-96	33	176-545	.323

STEALS

YEAR	G	NO.	AVG.
1991-92	33	258	7.8
2017-18	34	251	7.4

BLOCKS

YEAR	G	NO.	AVG.
1999-00	32	145	4.5

TURNOVER MARGIN

YEAR	G	UNM-OPP.	AVG.
2000-01	34	11.71-14.68	+2.97
2017-18	34	12.4-16.5	+4.1

ASSIST-TURNOVER RATIO

YEAR	G	Asst-TO	Ratio
2013-14	34	522-360	1.5

UNM In the NCAA Stats

INDIVIDUAL (TOP 50)

SCORING

YEAR	NAME	Rank	PTS.
1966-67	Mel Daniels	42nd	21.5
1969-70	Willie Long	38th	23.9
1970-71	Willie Long	27th	23.9
1977-78	Marvin Johnson	17th	24.0
1979-80	Kenny Page	4th	28.0
1980-81	Kenny Page	11th	24.1
1985-86	Johnny Brown	33rd	20.9
1986-87	Hunter Greene	T46th	21.1
1999-00	Lamont Long	47th	18.7
2002-03	Ruben Douglas	1st	28.0
2003-04	Danny Granger	31st	19.5
2004-05	Danny Granger	36th	18.8
2013-14	Cameron Bairstow	19th	20.4
2015-16	Elijah Brown	14th	21.7

REBOUNDING

YEAR	NAME	Rank	PTS.
1993-94	Lewis LaMar	24th	10.3
1998-99	Kenny Thomas	14th	10.0
2004-05	Danny Granger	39th	8.9
2007-08	J.R. Giddens	44th	8.8
2009-10	Darington Hobson	36th	9.3
2011-12	Drew Gordon	4th	11.1
2013-14	Alex Kirk	49th	8.7

FIELD GOAL PERCENTAGE

YEAR	NAME	Rank	PTS.
1984-85	George Scott	17th	.602 (168-279)
	Johnny Brown	28th	.587 (209-356)
1988-89	Charlie Thomas	20th	.622 (227-365)
1990-91	Luc Longley	10th	.656 (229-349)
1995-96	Kenny Thomas	22nd	.578 (170-294)
2011-12	Drew Gordon	33rd	.542 (188-347)
2013-14	Cameron Bairstow	28th	.556 (237-426)
2015-16	Tim Williams	19th	.604 (215-356)

FREE THROW PERCENTAGE

YEAR	NAME	Rank	PTS.
1971-72	Tommy Roberts	6th	.874 (118-135)
1974-75	Pat King	14th	.843 (91-108)
1989-90	Rob Robbins	1st	.935 (101-108)
1984-95	Marlow White	30th	.845 (93-110)

3-POINT FIELD GOALS MADE PER GAME

YEAR	NAME	Rank	PTS.
1997-98	Royce Olney	17th	3.2
1998-99	Kevin Henry	15th	3.0
2002-03	Ruben Douglas	17th	3.4
2004-05	Troy DeVries	38th	2.8
2009-10	Roman Martinez	38th	2.8
2015-16	Elijah Brown	45th	2.7
2017-18	Anthony Mathis	45th	2.9

3-POINT FIELD GOAL PERCENTAGE

YEAR	NAME	Rank	PTS.
1988-89	Rob Robbins	20th	.491 (83-169)
1992-93	Ike Williams	28th	.458 (71-155)
1997-98	Royce Olney	3rd	.513 (80-156)
2003-04	Javin Tindall	28th	.419 (72-172)
2004-05	Troy DeVries	8th	.451 (93-206)
2006-07	Chad Toppert	9th	.464 (85-183)
2007-08	Chad Toppert	2nd	.480 (85-177)
2009-10	Roman Martinez	20th	.413 (99-240)
2017-18	Anthony Mathis	4th	.473 (98-207)

ASSISTS

YEAR	NAME	Rank	PTS.
1988-89	Darrell McGee	10th	7.4
2010-11	Dairese Gary	25th	5.5

ASSIST/TURNOVER RATIO

YEAR	NAME	Rank	PTS.
2012-13	Kendall Williams	34th	2.3
2013-14	Hugh Greenwood	6th	3.5
2014-15	Tim Jacobs	23rd	2.7

BLOCKED SHOTS

YEAR	NAME	Rank	PTS.
1988-89	Luc Longley	21st	2.4
1989-90	Luc Longley	9th	3.4
1990-91	Luc Longley	9th	3.2
1991-92	Khari Jaxon	8th	3.3
1992-93	Khari Jaxon	11th	2.8
1997-98	Kenny Thomas	19th	2.5
1998-99	Kenny Thomas	26th	2.4
2006-05	Danny Granger	T42nd	2.0
2013-14	Alex Kirk	29th	2.7

TEAM (TOP 25)

WON-LOST PERCENTAGE

YEAR	Rank	PTS.
1967-68	T8th	.821 (23-5)
1977-78	T6th	.857 (24-4)
1992-93	T19th	.774 (24-7)
1995-96	T9th	.848 (28-5)
1996-97	18th	.754 (25-8)
2004-05	T17th	.788 (26-7)
2009-10	T6th	.857 (30-5)
2011-12	T14th	.800 (28-7)
2012-13	7th	.829 (29-6)
2013-14	15th	.794 (27-7)

SCORING OFFENSE

YEAR	Rank	PTS.
1976-77	12th	86.6
1977-78	1st	97.5
1978-79	5th	88.5
2017-18	22nd	82.2

SCORING DEFENSE

YEAR	Rank	PTS.
1965-66	20th	68.5
1966-67	10th	61.6
1992-93	15th	63.2
2011-12	14th	59.3

SCORING MARGIN

YEAR	Rank	PTS.
1973-74	14th	+12.3
1977-78	8th	+14.6
1993-94	25th	+10.3
1996-97	8th	+12.3
2004-05	12th	+11.2
2007-08	15th	+11.4
2011-12		

AVG. PTS PER GAME

AVG.	TOTAL	G	YEAR
97.5	2,731	28	1977-78
88.5	2,567	29	1978-79
86.6	2,498	30	1976-77
84.2	2,441	29	1973-74
82.2	2,795	34	2017-18

FIELD GOALS MADE

FGM	YEAR
1,102	1977-78
1,046	1976-77
1,021	1987-88
1,005	1986-87
1,004	1973-74

FIELD GOALS ATTEMPTED

FGA	YEAR
2,162	1976-77
2,140	1977-78
2,121	1978-79
2,082	1986-87
2,079	1987-88

FIELD GOAL PCT.

Pct.	FGM-FGA	YEAR
.545	992-1,819	1988-89
.528	868-1,644	1990-91
.515	1,102-2,140	1977-78
.512	838-1,638	1983-84
.511	871-1,706	1984-85

3-PT FIELD GOALS MADE

FGM	YEAR
367	2017-18
301	1997-98
300	1993-94
299	2006-07
273	2009-10

3-PT FGS MADE/GAME

AVG.	TOTAL	G	YEAR
10.8	367	34	2017-18
9.7	300	31	1993-94
9.4	301	32	1997-98
9.3	299	32	2006-07
8.5	237	28	2003-04

3-PT FGS ATTEMPTED

FGA	YEAR
979	2017-18
797	2006-07
782	1993-94
748	1997-98
739	2009-10

3-PT FIELD GOAL PCT.

Pct.	FGM-FGA	YEAR
.434	157-362	1988-89
.420	271-646	2007-08
.402	301-748	1997-98
.391	269-688	2004-05
.390	238-611	1992-93

FREE THROWS MADE

FTM	YEAR
626	1986-87
625	2013-14
608	2009-10
603	1978-79
598	2012-13

FREE THROWS ATT.

FTA	YEAR
909	2009-10
896	1986-87
889	1952-53
864	2013-14
839	2008-09

FREE THROWS PCT.

PCT.	FTM-FTA	YEAR
.777	550-708	2017-18
.757	430-568	1997-98
.751	531-707	1998-99
.746	582-780	2016-17
.738	578-783	2015-16

SCORING MARGIN

MGN.	UNM-OPP.	YEAR
14.6	97.5-82.9	1977-78
13.4	72.7-59.3	2011-12
13.1	44.3-31.2	1963-64
12.3	75.8-63.5	1996-97
11.5	78.6-67.1	1972-73

REBOUND MARGIN

MGN.	UNM-OPP.	YEAR
15.3	49.9-34.6	1964-65
13.1	44.3-31.2	1963-64
12.2	48.3-36.1	1966-67
10.2	43.4-33.2	1962-63
7.6	47.2-39.6	1965-66

TURNOVER MARGIN

MGN.	UNM-OPP.	YEAR
5.48	17.45-22.93	1978-79
4.10	12.40-16.50	2017-18
4.00	12.21-16.21	2007-08
3.17	19.75-22.92	1977-78
2.97	11.71-14.68	2000-01

ASSIST AVERAGE

AVG.	TOTAL	G	YEAR
20.5	677	33	1988-89
18.9	645	34	1989-90
18.7	524	28	1977-78
18.4	535	29	1973-74
17.5	614	35	1986-87

STEAL AVERAGE

AVG.	TOTAL	G	YEAR
9.1	254	28	1977-78
8.4	294	35	1986-87
7.8	258	33	1991-92
7.7	223	29	1978-79
7.6	252	33	2004-05

BLOCK AVERAGE

AVG.	TOTAL	G	YEAR
6.1	182	30	1976-77
5.1	172	34	2013-14
4.8	159	33	1991-92
4.7	141	30	1990-91
4.6	128	28	1977-78

SLAM DUNKS

Slam dunks have been kept as a statistical category since 1988-89. A look at top five totals for each season:

1988-89

Charlie Thomas	58
Luc Longley	30
Darrell McGee	12
Marvin McBurrows	9
Rob Loeffel	8
TOTAL	126

1989-90

Luc Longley	29
Rob Newton	16
Marvin McBurrows/Kurt Miller	9
Willie Banks	4
TOTAL	69

1990-91

Khari Jaxon/Luc Longley	32
Willie Banks	13
Vladimir McCrary	12
Ike Williams	7
TOTAL	103

1991-92

Khari Jaxon	49
Will Scott	29
Vladimir McCrary	14
Willie Banks	10
Ike Williams	6
TOTAL	113

1992-93

Khari Jaxon	45
Ike Williams	10
Lewis LaMar	7
Brian Hayden	2
Canonchet Neves	1
TOTAL	67

1993-94

Lewis LaMar/Marlow White	18
Charles Smith	7
Brian Hayden	4
Canonchet Neves	3
TOTAL	51

1994-95

Shawn Simpson	29
Marlow White	26
Charles Smith	25
Clayton Shields	12
Brian Hayden	4
TOTAL	103

1995-96

Kenny Thomas	30
Clayton Shields	23
Charles Smith	18
Daniel Santiago	8
Shawn Simpson	7
TOTAL	92

1996-97

Kenny Thomas	36
Clayton Shields	22
Charles Smith	19
Daniel Santiago	8
Lamont Long	6
TOTAL	93

1997-98

Kenny Thomas	23
Clayton Shields	22
Lamont Long	6
David Gibson/Kevin Henry	2
TOTAL	55

1998-99

Kenny Thomas	25
Greg Davis	6
Roland Hannah/Damion Walker	4
Lamont Long	2
TOTAL	43

1999-00

Wayland White	27
Damion Walker	6
R.T. Guinn	4
Roland Hannah/Lamont Long	3
TOTAL	43

2000-01

Wayland White	36
Zeke Johnson	4
Alvin Broussard/Eric Chatfield	3
Ruben Douglas	2
TOTAL	50

2001-02

Patrick Dennehy	18
Jamaal Williams	8
Cody Payne	7
Chad Bell	5
Eric Chatfield	4
TOTAL	50

2002-03

Mark Walters	13
Jamaal Williams	12
David Chiotti/Ruben Douglas	5
Michael McCowan	3
TOTAL	39

2003-04

David Chiotti	17
Alfred Neale	14
Danny Granger	8
TOTAL	39

2004-05

Danny Granger	24
Alfred Neale	23
David Chiotti	20
Tony Danridge	9
Mark Walters	4
TOTAL	81

2005-06

Tony Danridge	17
David Chiotti	12
Mark Walters	11
Joel Box	3
Kris Collins	1
TOTAL	46

2006-07

Tony Danridge	24
J.R. Giddens	16
Daniel Faris	3
Sean Imadiyi	1
TOTAL	44

2007-08

J.R. Giddens	34
Daniel Faris	10
Johnnie Harris	6
Monquell Pegues	2
Dairese Gary/Darren Prentice	1
TOTAL	54

2008-09

Tony Danridge	29
Phillip McDonald	11
Daniel Faris/A.J. Hardeman	10
Will Brown	8
Roman Martinez	1
TOTAL	69

2003-04

David Chiotti	17
Alfred Neale	14
Danny Granger	8
TOTAL	39

2004-05

Danny Granger	24
Alfred Neale	23
David Chiotti	20
Tony Danridge	9
Mark Walters	4
TOTAL	81

2005-06

Tony Danridge	17
David Chiotti	12
Mark Walters	11
Joel Box	3
Kris Collins	1
TOTAL	46

2006-07

Tony Danridge	24
J.R. Giddens	16
Daniel Faris	3
Sean Imadiyi	1
TOTAL	44

2007-08

J.R. Giddens	34
Daniel Faris	10
Johnnie Harris	6
Monquell Pegues	2
Dairese Gary/Darren Prentice	1
TOTAL	54

2008-09

Tony Danridge	29
Phillip McDonald	11
Daniel Faris/A.J. Hardeman	10
Will Brown	8
Roman Martinez	1
TOTAL	69

2009-10

A.J. Hardeman	28
Will Brown	20
Darington Hobson	17
Phillip McDonald	3
Curtis Dennis	2
TOTAL	71

1950-51

Frank Kremer.....G.....Sr.....10.1
 John Leonard.....G.....Sr.....8.7
 Bill Swenson.....C.....Jr.....7.7
 Larry Tuttle.....F.....Jr.....7.6
 Ray Esquibel.....F.....Jr.....6.4

1951-52

Larry Tuttle.....F.....Sr.....14.4
 Dan Darrow.....F.....Jr.....na
 Ross Black.....G.....Soph.....na
 Russ Nystedt.....C.....Soph.....na
 Bill Swenson.....C.....Sr.....na

1952-53

Toby Roybal.....G.....Soph.....12.6
 Dan Darrow.....F.....Sr.....12.3
 Marv Spallina.....G.....Jr.....10.6
 Ross Black.....G.....Jr.....10.0
 Russ Nystedt.....C.....Jr.....9.4

1953-54

Toby Roybal.....G.....Jr.....15.6
 Russ Nystedt.....C.....Sr.....14.5
 Marv Spallina.....G.....Sr.....10.1
 Ross Black.....G.....Sr.....7.4
 Bruce Wilson.....C.....Jr.....6.9

1954-55

Ray Esquibel.....F.....Sr.....12.4
 Jack Waldron.....F.....Sr.....9.9
 Bruce Wilson.....C.....Sr.....7.4
 Oliver Lee.....G.....Jr.....7.2
 Dave Syme.....G.....Soph.....6.0

1955-56

Toby Roybal.....G.....Sr.....20.4
 John Teel.....F.....Soph.....12.2
 Walt Schuman.....F.....Soph.....9.1
 Floyd Siegel.....F.....Soph.....8.7
 Walt Kincaid.....F.....Soph.....8.1

1956-57

John Teel.....F.....Jr.....15.8
 Myrl Goodwin.....C.....Soph.....12.8
 Bob Martin.....F.....Soph.....10.0
 Joe Willmore.....G.....Soph.....9.7
 Walt Kincaid.....F.....Jr.....7.4

1957-58

John Teel.....F.....Sr.....14.2
 Myrl Goodwin.....C.....Jr.....11.7
 Bob Martin.....G.....Jr.....6.3
 Bill Cates.....F.....Soph.....4.8
 Dale Caton.....G.....Jr.....4.7

1958-59

Gig Brummell.....G.....Soph.....10.5
 Dean Dorsey.....G.....Soph.....9.6
 Fred Sims.....F.....Jr.....8.3
 Vic Kline.....G.....Soph.....7.9
 Dick Petersen.....C.....Jr.....7.3

1959-60

Francis Grant.....G.....Soph.....19.2
 Tom King.....F.....Jr.....12.9
 Gig Brummell.....G.....Jr.....10.8
 Lanny Winters.....G.....Jr.....10.8
 Francis Coffee.....F.....Soph.....9.1

1960-61

Francis Grant.....F.....Jr.....17.1
 Joe McKay.....G.....Soph.....13.2
 Tom King.....F.....Sr.....11.1
 Lanny Winters.....G.....Sr.....9.7
 Gig Brummell.....G.....Sr.....5.0

1961-62

Francis Grant.....G.....Sr.....15.8
 Joe McKay.....G.....Jr.....12.2
 Mike Lucero.....F.....Soph.....11.2
 Clayborn Jones.....F.....Jr.....10.2
 Mike Dietmeier.....G.....Jr.....7.7

1962-63

Ira Harge.....C.....Jr.....21.1
 Claude Williams.....F.....Jr.....11.8
 Joe McKay.....G.....Sr.....10.3
 Mike Lucero.....F.....Jr.....8.1
 Skip Kruzich.....G.....Soph.....7.1

1963-64

Ira Harge.....C.....Sr.....16.8
 Claude Williams.....F.....Sr.....13.8
 Dick Ellis.....G.....Jr.....10.5
 Mike Lucero.....F.....Sr.....10.2
 Skip Kruzich.....G.....Jr.....9.6

1964-65

Mel Daniels.....C.....Soph.....17.0
 Dick Ellis.....G.....Sr.....14.4
 Bill Morgan.....F.....Soph.....10.9
 Skip Kruzich.....G.....Sr.....10.3
 Ben Monroe.....F.....Soph.....9.0

1965-66

Mel Daniels.....C.....Jr.....21.2
 Ben Monroe.....F.....Jr.....13.5
 Bill Morgan.....F.....Jr.....12.9
 Jim Patterson.....G.....Sr.....11.6
 Jim Howard.....G.....Sr.....7.3

1966-67

Mel Daniels.....F.....Sr.....21.5
 Ben Monroe.....G.....Sr.....14.5
 Ron Nelson.....G.....Jr.....8.2
 Bill Morgan.....F.....Sr.....7.2
 Ron Sanford.....C.....Jr.....6.6

1967-68

Ron Nelson.....G.....Sr.....19.5
 Ron Sanford.....F.....Jr.....15.6
 Greg Howard.....C.....Soph.....14.4
 Ron Becker.....G.....Soph.....10.5
 Howard Grimes.....F.....Jr.....9.3

1968-69

Greg Howard.....F.....Jr.....19.7
 Ron Sanford.....F.....Sr.....13.4
 Petie Gibson.....G.....Soph.....12.0
 Willie Long.....C.....Soph.....11.6
 Ron Becker.....G.....Jr.....11.5

1969-70

Willie Long.....C.....Jr.....23.9
 Ron Becker.....F.....Sr.....16.2
 Petie Gibson.....G.....Jr.....12.0
 John Somogyi.....G.....Soph.....11.3
 Howard Grimes.....F.....Sr.....11.2

1970-71

Willie Long.....C.....Sr.....23.9
 Mike Faulkner.....F.....Jr.....13.0
 John Johnson.....F.....Sr.....10.9
 Harold Little.....G.....Jr.....9.4
 Petie Gibson.....G.....Sr.....9.4

1971-72

Mike Faulkner.....C.....Sr.....16.4
 Harold Little.....F.....Sr.....12.5
 Darryl Minniefield.....F.....Jr.....11.0
 Tommy Roberts.....G.....Jr.....9.8
 Chester Fuller.....G.....Jr.....7.1

1972-73

Darryl Minniefield.....C.....Sr.....13.1
 Bernard Hardin.....F.....Jr.....12.5
 Chester Fuller.....G.....Sr.....12.0
 Mark Saiers.....F.....Jr.....10.0
 Tommy Roberts.....G.....Sr.....7.1

1973-74

Bernard Hardin.....F.....Sr.....17.1
 Bill Hagins.....C.....Jr.....12.5
 Mark Saiers.....F.....Sr.....11.1
 Gabe Nava.....G.....Sr.....10.2
 Wendell Taylor.....G.....Sr.....9.1

1974-75

Bill Hagins.....C.....Sr.....14.0
 Rich Pokorski.....F.....Sr.....13.3
 Pat King.....G.....Sr.....10.9
 Bob Toppert.....G.....Sr.....10.2
 Dan Davis.....G.....Soph.....5.9

1975-76

Larry Gray.....F.....Jr.....14.3
 George Berry.....F.....Jr.....13.6
 Ricky Williams.....G.....Soph.....12.5
 Dale Slaughter.....G.....Jr.....8.2
 Mike Patterson.....C.....Soph.....5.9

1976-77

Marvin Johnson.....F.....Jr.....19.8
 Michael Cooper.....G.....Jr.....15.1
 Willie Howard.....F.....Jr.....13.3
 Billy Reid.....G.....Soph.....10.7
 Jimmy Allen.....C.....Jr.....9.3

1977-78

Marvin Johnson.....F.....Sr.....24.0
 Michael Cooper.....G.....Sr.....16.1
 Willie Howard.....F.....Sr.....13.0
 Phil Abney.....F.....Jr.....12.9
 Russell Saunders.....G.....Jr.....9.0

1978-79

Phil Abney.....F.....Sr.....16.2
 Larry Belin.....C.....Jr.....15.7
 Everette Jefferson.....G.....Jr.....13.6
 Russell Saunders.....G.....Sr.....10.1
 Andre Logan.....F.....Jr.....7.9

1979-80

Kenny Page.....F.....Soph.....28.0
 Everette Jefferson.....G.....Sr.....16.5
 Jerome Henderson.....G.....Jr.....13.6
 Jim Williams.....F.....Sr.....10.7
 Michael Johnson.....G.....Fr.....10.6

1980-81

Kenny Page.....G.....Jr.....24.1
 Jerome Henderson.....C.....Jr.....14.3
 Phil Smith.....G.....Fr.....12.3
 Tony Persley.....F.....Jr.....7.8
 Alan Dolensky.....F.....Fr.....5.8

1981-82

Phil Smith.....G.....Soph.....15.9
 Don Brkovich.....F.....Jr.....12.0
 Tim Fullmer.....F.....Jr.....8.4
 Larry Tarrance.....C.....Sr.....7.0
 Craig Allison.....F.....Fr.....7.0

1982-83

Phil Smith.....G.....Jr.....12.9
 Tim Garrett.....F.....Jr.....12.5
 George Scott.....C.....Jr.....10.2
 Michael Johnson.....F.....Jr.....8.3
 Don Brkovich.....F.....Sr.....7.4

1983-84

Tim Garrett.....F.....Sr.....15.4
 Phil Smith.....G.....Sr.....14.4
 Alan Dolensky.....F.....Sr.....12.9
 Nelson Franse.....G.....Sr.....10.8
 Kelvin Scarborough.....G.....Fr.....4.4

1984-85

Johnny Brown.....F.....Jr.....15.4
 George Scott.....C.....Sr.....14.0
 Hunter Greene.....G.....Soph.....11.4
 Kelvin Scarborough.....G.....Soph.....10.6
 Mike Winters.....F.....Soph.....6.0

1985-86

Johnny Brown.....F.....Sr.....20.9
 Shawn Brooks.....C.....Soph.....11.1
 Kelvin Scarborough.....G.....Jr.....10.8
 Kelly Graves.....G.....Jr.....6.9
 Rob Loeffel.....C.....Fr.....6.8

1986-87

Hunter Greene	F	Jr	21.1
Kelvin Scarborough	G	Sr	18.9
Kelly Graves	G	Sr	10.1
Rob Loeffel	C	Soph	9.7
Mike Winters	F	Sr	8.0

1987-88

Charlie Thomas	F	Jr	17.0
Hunter Greene	F	Sr	16.8
Rob Loeffel	C	Jr	10.3
Rob Robbins	G	Fr	8.9
Jimmy Rogers	G	Jr	7.6

1988-89

Charlie Thomas	F	Sr	16.5
Rob Robbins	G	Soph	15.8
Luc Longley	C	Soph	13.0
Darrell McGee	G	Jr	9.9
Willie Banks	G	Fr	9.3

1989-90

Luc Longley	C	Jr	18.4
Rob Robbins	G	Jr	14.0
Kurt Miller	F	Jr	11.6
Willie Banks	G	Soph	8.9
Darrell McGee	G	Sr	8.3

1990-91

Luc Longley	C	Sr	19.1
Rob Robbins	G	Sr	14.1
Willie Banks	G	Jr	12.9
Vladimir McCrary	F	Jr	9.5
Khari Jaxon	F	Soph	7.3

1991-92

Willie Banks	G	Sr	13.7
Steve Logan	G	Jr	12.5
Ike Williams	G	Jr	12.2
Will Scott	F	Jr	10.5
Khari Jaxon	C	Jr	9.9

1992-93

Ike Williams	G	Sr	15.9
Steve Logan	G	Sr	14.1
Khari Jaxon	F	Sr	11.5
Greg Brown	G	Jr	9.6
Canonchet Neves	F	Jr	7.8

1993-94

Greg Brown	G	Sr	19.3
Marlow White	G	Jr	17.0
Canonchet Neves	F	Sr	13.4
Charles Smith	G	Fr	10.1
Lewis LaMar	C	Sr	8.3

1994-95

Charles Smith	G	Soph	15.9
Marlow White	G	Sr	15.5
Clayton Shields	F	Fr	10.5
Brian Hayden	C	Sr	8.9
David Gibson	G	Fr	7.4

1995-96

Charles Smith	G	Jr	19.5
Kenny Thomas	C	Fr	14.7
Clayton Shields	F	Soph	14.5
Royce Olney	G	Soph	8.0
Greg Schornstein	F	Jr	7.6

1996-97

Charles Smith	G	Sr	17.5
Clayton Shields	F	Jr	15.5
Kenny Thomas	C	Soph	13.9
Lamont Long	G	Fr	9.2
David Gibson	G	Jr	7.5

1997-98

Kenny Thomas	C	Jr	16.8
Clayton Shields	F	Sr	16.7
Royce Olney	G	Sr	14.8
Lamont Long	G	Soph	14.1
Kevin Henry	G	Fr	5.9

1998-99

Kenny Thomas	C	Sr	17.8
Lamont Long	G	Jr	16.8
Kevin Henry	G	Soph	12.8
John Robinson II	G	Fr	10.2
Damion Walker	F	Jr	9.7

1999-00

Lamont Long	G	Sr	18.7
Damion Walker	P	Sr	12.6
Wayland White	F	Jr	9.7
Kevin Henry	G	Jr	9.0
Marlon Parmer	G	Fr	7.8

2000-01

Ruben Douglas	G	Soph	16.3
Eric Chatfield	G	Jr	12.9
Marlon Parmer	G	Soph	11.6
Wayland White	F	Sr	9.4
Tim Lightfoot	G	Jr	7.6

2001-02

Ruben Douglas	G	Jr	18.1
Marlon Parmer	G	Jr	12.8
Eric Chatfield	G	Sr	12.1
Patrick Dennehy	C	Soph	10.6
Jamaal Williams	F	Fr	7.7

2002-03

Ruben Douglas	G	Sr	28.0
Jamaal Williams	F	Soph	11.3
Mark Walters	G	Fr	9.5
Javin Tindall	G	Jr	9.1
David Chiotti	C	Fr	3.9

2003-04

Danny Granger	F	Jr	19.5
Javin Tindall	G	Sr	12.6
David Chiotti	F	Soph	12.5
Troy DeVries	G	Jr	10.7
Alfred Neale	F	Jr	8.8

2004-05

Danny Granger	F	Sr	18.8
Troy DeVries	G	Sr	11.0
Mark Walters	G	Jr	10.5
David Chiotti	F	Jr	10.4
Alfred Neale	F	Sr	10.3

2005-06

Mark Walters	G	Sr	15.5
David Chiotti	F	Sr	11.8
Tony Danridge	F	Soph	8.4
Joel Box	F	Jr	5.4
Kris Collins	G	Sr	5.2

2006-07

J.R. Giddens	G	Jr	15.8
Tony Danridge	F	Jr	12.5
Chad Toppert	G	Soph	9.5
Darren Prentice	G	Jr	8.9
Jamaal Smith	G	Jr	8.0

2007-08

J.R. Giddens	G	Sr	16.3
Chad Toppert	G	Jr	10.3
Daniel Faris	F	Jr	9.2
Jamaal Smith	G	Sr	8.8
Dairese Gary	G	Fr	7.8

2008-09

Tony Danridge	G	Sr	14.9
Daniel Faris	F	Sr	12.1
Chad Toppert	G	Sr	10.8
Roman Martinez	F	Jr	10.6
Dairese Gary	G	So	8.1

2009-10

Darlington Hobson	G	Jr	15.9
Roman Martinez	F	Sr	13.9
Dairese Gary	G	Jr	13.1
Phillip McDonald	G	Soph	10.4
A.J. Hardeman	F	Soph	7.0

2010-11

Dairese Gary	G	Sr	14.1
Drew Gordon	F	Jr	13.0
Kendall Williams	G	Fr	11.6
Phillip McDonald	G	Jr	10.9
A.J. Hardeman	F	Jr	7.6

2011-12

Drew Gordon	F	Sr	13.7
Kendall Williams	G	Soph	12.1
Tony Snell	G	Soph	10.5
Demetrius Walker	G	Soph	7.4
Jamal Fenton	G	Jr	6.5

2012-13

Kendall Williams	G	Jr	13.3
Tony Snell	G	Jr	12.5
Alex Kirk	C	Soph	12.1
Cameron Bairstow	F	Jr	9.7
Hugh Greenwood	G	Soph	7.0

2013-14

Cameron Bairstow	F	Sr	20.4
Kendall Williams	G	Sr	16.0
Alex Kirk	C	Jr	13.3
Cullen Neal	G	Fr	7.1
Hugh Greenwood	G	Jr	6.2

2014-15

Deshawn Delaney	G	Sr	11.7
Hugh Greenwood	G	Sr	11.6
Obj Aget	C	So	6.8
Devon Williams	F	So	6.7
Jordan Goodman	F	Jr	6.3

2015-16

Elijah Brown	G	So	21.7
Tim Williams	F	Jr	16.8
Cullen Neal	G	So	12.3
Obj Aget	C	Jr	6.6
Sam Logwood	G	So	6.3

2016-17

Elijah Brown	G	Jr	18.8
Tim Williams	F	Sr	17.4
Sam Logwood	G/F	Jr	7.3
Dane Kuiper	G/F	So	6.0
Obj Aget	C	Sr	5.9

2017-18

Sam Logwood	G/F	Sr	13.0
Anthony Mathis	G	Jr	12.7
Antino Jackson	G	Sr	10.4
Joe Furstinger	F	Sr	10.4
Makuach Maluach	G/F	Fr	9.6

NEW MEXICO

YEAR	G	FG	FGA	FG%	3FG	3FGA	3FG%	FT	FTA	FT%	REB.	TP	AVG.	AST.	TO	BLK	STL
1950-51	24	531	1,537	.348	----	----	----	332	530	.627	886	1,394	58.1	133	----	----	----
1951-52	25	-----	-----	-----	----	----	----	----	----	----	----	----	-----	-----	-----	-----	----
1952-53	25	569	1,668	.341	----	----	----	594	889	.668	956	1,732	69.3	-----	-----	-----	----
1953-54	22	571	1,629	.351	----	----	----	444	614	.723	861	1,466	66.6	-----	-----	-----	----
1954-55	24	506	1,599	.316	----	----	----	431	702	.614	880	1,443	60.1	-----	-----	-----	----
1955-56	22	507	1,458	.348	----	----	----	431	636	.678	936	1,445	65.4	-----	-----	-----	----
1956-57	26	585	1,604	.365	----	----	----	497	703	.707	1,111	1,667	64.1	-----	-----	-----	----
1957-58	24	500	1,542	.324	----	----	----	345	530	.651	891	1,341	56.0	-----	-----	-----	----
1958-59	22	492	1,596	.313	----	----	----	429	664	.646	1,149	1,403	63.7	-----	-----	-----	----
1959-60	25	668	1,789	.373	----	----	----	439	670	.655	1,204	1,775	71.0	-----	-----	-----	----
1960-61	23	566	1,554	.364	----	----	----	435	618	.704	1,111	1,567	68.1	-----	-----	-----	----
1961-62	26	625	1,671	.374	----	----	----	482	695	.693	960	1,732	66.6	-----	-----	-----	----
1962-63	25	637	1,362	.467	----	----	----	371	566	.655	949	1,639	65.5	-----	-----	-----	----
1963-64	29	746	1,636	.455	----	----	----	473	701	.674	1,284	1,965	67.7	-----	-----	-----	----
1964-65	27	748	1,683	.444	----	----	----	425	657	.646	1,347	1,927	71.3	-----	-----	-----	----
1965-66	24	695	1,548	.449	----	----	----	465	689	.675	1,133	1,855	77.3	-----	-----	-----	----
1966-67	27	792	1,863	.425	----	----	----	361	546	.661	1,304	1,945	72.0	-----	-----	-----	----
1967-68	28	801	1,737	.466	----	----	----	564	795	.709	1,294	2,116	77.4	-----	-----	-----	----
1968-69	26	794	1,707	.466	----	----	----	425	640	.664	1,243	2,013	77.4	472	-----	-----	----
1969-70	26	752	1,704	.441	----	----	----	525	717	.732	1,110	2,029	78.0	413	-----	-----	----
1970-71	26	728	1,573	.463	----	----	----	478	733	.653	1,132	1,934	74.4	415	-----	-----	----
1971-72	26	704	1,619	.435	----	----	----	468	689	.679	1,172	1,876	72.2	381	-----	-----	----
1972-73	27	885	1,859	.476	----	----	----	352	552	.638	1,215	2,122	78.6	440	-----	-----	----
1973-74	29	1,004	2,013	.499	----	----	----	433	666	.650	1,274	2,441	84.2	535	-----	-----	----
1974-75	26	691	1,534	.450	----	----	----	466	642	.726	1,041	1,848	71.0	343	-----	-----	----
1975-76	27	806	1,685	.478	----	----	----	355	558	.636	1,186	1,967	72.9	372	603	-----	----
1976-77	30	1,046	2,162	.484	----	----	----	506	794	.637	1,480	2,498	86.6	460	580	182	210
1977-78	28	1,102	2,140	.515	----	----	----	527	789	.668	1,391	2,731	97.5	524	553	128	254
1978-79	29	982	2,121	.463	----	----	----	603	827	.729	1,298	2,567	88.5	492	506	75	223
1979-80	28	795	1,680	.473	----	----	----	481	677	.710	1,012	2,071	74.0	362	460	41	153
1980-81	26	755	1,592	.474	----	----	----	475	664	.715	917	1,970	75.3	397	447	59	199
1981-82	28	758	1,536	.493	----	----	----	460	679	.667	977	1,976	70.6	486	451	58	195
1982-83	29	820	1,647	.498	----	----	----	439	677	.648	957	2,079	71.7	374	451	48	196
1983-84	35	838	1,638	.512	----	----	----	554	753	.736	973	2,230	63.7	489	426	54	221
1984-85	32	871	1,706	.511	----	----	----	511	735	.695	1,013	2,253	70.4	512	469	48	222
1985-86	31	837	1,688	.496	----	----	----	417	690	.604	1,083	2,091	67.5	535	410	70	188
1986-87	35	1,005	2,082	.483	192	498	.386	626	896	.699	1,250	2,828	80.8	614	457	112	294
1987-88	36	1,021	2,079	.491	110	336	.327	572	824	.694	1,357	2,724	75.7	604	510	117	245
1988-89	33	992	1,819	.545	157	362	.434	489	676	.723	1,130	2,630	79.7	677	478	129	218
1989-90	34	957	1,957	.489	177	486	.364	523	717	.729	1,229	2,614	76.9	645	452	146	209
1990-91	30	868	1,644	.528	134	345	.388	438	639	.686	1,046	2,308	76.9	564	450	141	229
1991-92	33	867	1,870	.464	176	505	.349	519	772	.672	1,194	2,429	73.6	489	432	159	258
1992-93	31	768	1,679	.457	238	611	.390	390	613	.636	1,074	2,164	69.8	449	373	133	200
1993-94	31	805	1,789	.450	300	782	.384	500	682	.733	1,227	2,410	77.7	408	391	111	165
1994-95	30	750	1,708	.474	199	579	.344	462	714	.647	1,024	2,259	75.3	437	390	117	213
1995-96	33	889	1,802	.493	220	578	.381	569	814	.699	1,204	2,567	77.8	515	477	137	228
1996-97	33	855	1,781	.480	245	656	.373	547	760	.720	1,180	2,502	75.8	528	428	131	232
1997-98	32	846	1,793	.472	301	748	.402	430	568	.757	1,097	2,423	75.7	529	384	117	225
1998-99	34	889	1,906	.466	247	667	.370	531	707	.751	1,220	2,556	75.2	482	429	111	224
1999-00	32	811	1,782	.455	155	459	.338	546	769	.710	1,151	2,323	72.6	362	464	145	232
2000-01	34	829	1,879	.441	183	534	.343	520	818	.636	1,178	2,361	69.4	423	398	136	227
2001-02	30	776	1,718	.452	180	477	.377	474	712	.666	1,100	2,206	73.5	383	391	119	179
2002-03	28	659	1,559	.423	222	613	.362	446	609	.732	910	1,986	70.9	339	331	75	160
2003-04	28	640	1,428	.448	237	631	.376	431	597	.722	917	1,948	69.6	393	367	86	160
2004-05	33	855	1,733	.493	269	688	.391	513	755	.679	1,127	2,492	75.5	491	455	115	252
2005-06	30	690	1,515	.455	193	558	.346	366	547	.669	884	1,939	64.6	408	365	67	219
2006-07	32	856	1,865	.459	299	797	.375	399	604	.661	1,068	2,410	75.3	482	395	78	183
2007-08	33	847	1,817	.466	271	646	.420	481	730	.659	1,138	2,446	74.1	537	403	88	207
2008-09	34	841	1,824	.461	239	627	.381	589	839	.702	1,174	2,510	73.8	522	424	110	218
2009-10	35	887	2,023	.438	273	739	.369	608	909	.669	1,346	2,655	75.9	497	387	120	232
2010-11	35	877	1,917	.457	226	654	.346	582	817	.712	1,300	2,562	73.2	535	471	116	211
2011-12	35	876	1,898	.462	264	699	.378	529	748	.707	1,320	2,545	72.7	573	467	117	240
2012-13	35	768	1,815	.423	221	629	.351	598	829	.721	1,232	2,355	67.3	505	402	134	220
2013-14	34	847	1,850	.458	197	593	.332	625	884	.723	1,296	2,516	74.0	522	361	172	162
2014-15	31	686	1,589	.432	148	481	.308	401	609	.658	1,081	1,921	62.0	398	392	139	178
2015-16	31	829	1,782	.465	196	540	.363	578	783	.738	1,173	2,432	76.0	461	489	130	180
2016-17	31	778	1,693	.460	145	444	.327	582	780	.746	1,071	2,283	73.6	420	403	109	189
2017-18	34	939	2,065	.455	367	979	.375	550	708	.777	1,073	2,795	82.2	539	422	96	251

BOLDFACE INDICATES SCHOOL RECORDS

15 NCAA APPEARANCES * MW CHAMPIONS 2005, 2009, 2010, 2012, 2013, 2014

OPPONENTS

YEAR	G	FG	FGA	FG%	3FG	3FGA	3FG%	FT	FTA	FT%	REB.	TP	AVG.	AST.	TO	BLK	STL
1950-51	24	517	1,444	.358	----	----	----	354	627	.565	759	1,388	57.8	100	----	----	----
1951-52	25	----	----	----	----	----	----	----	----	----	----	----	----	----	----	----	----
1952-53	25	559	1,540	.363	----	----	----	615	936	.657	657	1,733	69.3	----	----	----	----
1953-54	22	495	1,469	.337	----	----	----	440	673	.654	845	1,410	64.1	----	----	----	----
1954-55	24	517	1,523	.339	----	----	----	554	872	.635	959	1,747	72.8	----	----	----	----
1955-56	22	568	1,598	.355	----	----	----	451	679	.664	1,105	1,587	72.1	----	----	----	----
1956-57	26	696	1,803	.386	----	----	----	539	794	.679	1,248	1,932	74.3	----	----	----	----
1957-58	24	612	1,645	.372	----	----	----	445	666	.668	998	1,669	69.5	----	----	----	----
1958-59	22	641	1,602	.400	----	----	----	446	706	.631	1,362	1,728	78.5	----	----	----	----
1959-60	25	790	1,897	.416	----	----	----	461	659	.700	1,311	2,041	81.6	----	----	----	----
1960-61	23	664	1,650	.402	----	----	----	434	657	.661	1,229	1,762	76.6	----	----	----	----
1961-62	26	729	1,715	.425	----	----	----	523	753	.695	1,295	1,981	76.2	----	----	----	----
1962-63	25	547	1,354	.404	----	----	----	353	533	.662	830	1,447	57.8	----	----	----	----
1963-64	29	632	1,547	.408	----	----	----	396	554	.714	904	1,660	57.2	----	----	----	----
1964-65	27	530	1,444	.367	----	----	----	433	634	.685	934	1,504	55.7	----	----	----	----
1965-66	24	591	1,428	.414	----	----	----	462	628	.735	950	1,644	68.5	----	----	----	----
1966-67	27	637	1,514	.421	----	----	----	389	534	.728	974	1,663	61.6	----	----	----	----
1967-68	28	740	1,792	.412	----	----	----	427	640	.669	1,138	1,907	68.1	----	----	----	----
1968-69	26	673	1,611	.417	----	----	----	451	698	.646	1,070	1,797	69.1	275	----	----	----
1969-70	26	805	1,658	.486	----	----	----	437	625	.699	1,067	2,047	78.7	376	----	----	----
1970-71	26	743	1,629	.456	----	----	----	397	582	.682	1,039	1,883	72.4	392	----	----	----
1971-72	26	686	1,580	.434	----	----	----	418	609	.686	1,049	1,790	68.8	317	----	----	----
1972-73	27	733	1,663	.441	----	----	----	345	499	.691	1,043	1,811	67.1	426	----	----	----
1973-74	29	858	1,812	.474	----	----	----	390	546	.714	1,078	2,086	71.9	426	----	----	----
1974-75	26	738	1,583	.466	----	----	----	350	517	.677	990	1,826	70.2	362	452	----	----
1975-76	27	751	1,684	.446	----	----	----	401	585	.685	1,013	1,903	70.5	417	517	----	----
1976-77	30	968	2,150	.450	----	----	----	488	719	.679	1,337	2,424	80.6	486	630	----	----
1977-78	28	901	1,967	.458	----	----	----	520	776	.670	1,231	2,322	82.9	466	642	72	178
1978-79	29	918	1,819	.505	----	----	----	542	799	.678	1,223	2,378	82.0	503	665	95	214
1979-80	28	929	1,887	.492	----	----	----	383	549	.698	1,155	2,241	80.0	511	446	63	183
1980-81	26	815	1,564	.521	----	----	----	429	650	.660	1,082	2,009	77.3	448	513	82	152
1981-82	28	725	1,532	.473	----	----	----	450	696	.647	1,007	1,900	67.9	395	488	97	212
1982-83	29	779	1,594	.489	----	----	----	471	688	.685	961	2,029	69.9	386	484	86	184
1983-84	35	849	1,846	.460	----	----	----	373	541	.689	1,058	2,071	59.2	441	440	75	193
1984-85	32	875	1,819	.481	----	----	----	387	566	.684	1,016	2,137	66.8	410	468	---	201
1985-86	31	833	1,865	.447	----	----	----	315	465	.677	1,045	1,981	63.9	423	382	72	189
1986-87	35	1,028	2,211	.465	179	482	.371	444	654	.679	1,298	2,679	76.5	590	491	102	203
1987-88	36	969	2,195	.442	180	508	.354	486	733	.663	1,245	2,604	72.3	557	460	103	242
1988-89	33	934	2,146	.435	173	476	.364	368	537	.685	1,130	2,409	73.0	495	417	90	218
1989-90	34	908	2,118	.429	152	439	.346	400	593	.675	1,210	2,368	69.7	481	427	101	207
1990-91	30	790	1,867	.423	158	453	.349	377	550	.686	1,028	2,115	70.5	425	387	75	210
1991-92	33	845	1,968	.429	173	505	.343	404	589	.686	1,191	2,267	68.7	467	483	104	200
1992-93	31	755	1,812	.417	126	424	.297	324	474	.684	1,087	1,960	63.2	404	385	93	163
1993-94	31	796	1,973	.403	188	615	.306	312	483	.646	1,131	2,092	67.5	418	348	84	182
1994-95	30	750	1,708	.439	186	517	.360	478	706	.677	1,079	2,164	72.1	381	429	102	168
1995-96	33	836	1,994	.419	176	545	.323	445	667	.667	1,125	2,293	69.5	409	427	72	236
1996-97	33	769	1,915	.402	178	582	.306	381	552	.690	1,101	2,097	63.5	423	460	59	192
1997-98	32	788	1,867	.422	237	604	.392	296	435	.680	1,083	2,109	65.9	405	426	69	170
1998-99	34	885	2,062	.429	227	705	.322	308	461	.668	1,152	2,305	67.8	434	447	96	220
1999-00	32	735	1,818	.404	160	509	.314	555	793	.700	1,156	2,185	68.3	378	469	98	198
2000-01	34	774	1,786	.433	184	575	.320	533	817	.652	1,206	2,265	66.6	403	499	97	183
2001-02	30	744	1,638	.454	178	488	.365	467	664	.709	967	2,133	71.1	417	396	101	181
2002-03	28	739	1,549	.477	183	516	.355	390	533	.732	986	2,051	73.2	440	362	77	163
2003-04	28	648	1,467	.442	186	519	.358	357	532	.671	884	1,839	65.7	386	353	96	170
2004-05	33	774	1,860	.416	218	692	.315	355	513	.692	1,059	2,121	64.3	442	480	108	234
2005-06	30	663	1,510	.439	177	513	.345	370	504	.734	965	1,873	62.4	415	425	80	189
2006-07	32	840	1,803	.466	238	662	.360	427	620	.689	1,119	2,345	73.3	503	450	88	186
2007-08	33	685	1,672	.410	227	669	.339	472	691	.683	1,057	2,069	62.7	435	535	78	167
2008-09	34	703	1,729	.407	237	671	.353	603	828	.728	1,076	2,246	66.1	415	494	75	179
2009-10	35	823	1,922	.428	255	765	.333	451	673	.670	1,165	2,352	67.2	467	475	97	196
2010-11	35	813	1,923	.423	226	682	.331	456	688	.663	1,091	2,308	65.9	445	461	104	212
2011-12	35	731	1,903	.384	213	689	.309	401	594	.675	1,093	2,076	59.3	387	499	85	203
2012-13	35	760	1,944	.391	263	761	.346	337	500	.674	1,151	2,122	60.6	440	445	101	189
2013-14	34	776	1,996	.389	243	699	.348	453	625	.725	1,115	2,248	66.1	388	338	99	193
2014-15	31	643	1,601	.402	210	668	.314	370	526	.703	933	1,866	60.2	384	361	103	188
2015-16	32	807	1,919	.421	247	761	.325	487	711	.685	1,053	2,348	73.4	453	393	130	249
2016-17	31	766	1,771	.433	261	708	.369	460	667	.690	1,049	2,253	72.7	436	416	102	233
2017-18	34	931	1,925	.484	228	603	.378	551	766	.719	1,217	2,641	77.7	461	562	113	201

BOLDFACE INDICATES SCHOOL RECORDS

ABOUT THE 1963-64 LOBOS


The 1963-64 Lobos posted a record of 23-6 and finished runner up to Bradley in the NIT. The team boasted regular-season wins over such national powers as Kansas and Purdue. UNM opened the season by winning 11 of its first 12 games. The Lobos posted a 7-3 record in Western Athletic Conference play, tying Arizona State for their first conference title. UNM finished the season tied for 16th in the final UPI poll.



Front Row (L to R): John Bonano (Mgr.), Steve Bacchus, Jim Johnston, Skip Kruzich, Jim Howard, Phil Jordan. **Second Row:** Jim Patterson, Mike Lucero, Bruce Shimala, Don Wasson, Dick Ellis, Ed Edson. **Third Row:** Mike Dietmeier (Asst. Coach), Claude Williams, Ira Harge, Bob Zarr, Keith Sponholtz, Bob King (Head Coach), Sam Miranda (Asst. Coach).

ABOUT THE 1967-68 LOBOS

Picked to finish last in a preseason poll by conference coaches, New Mexico was the surprise of the WAC, if not the country. The Lobos started the season 17-0 to rank fourth in the nation, then won the WAC with an 8-2 record and finished the season 23-5. New Mexico made its first ever NCAA appearance and finished the year ranked sixth by AP and seventh by UPI.



Front Row (L to R): Bob King (Head Coach), Dave Culver, Larry Jones, Leonard Lopez, Keith Griffith, George Maes, Ron Nelson, Norm Ellenberger (Asst. Coach). **Second Row:** Jim Johnston (Asst. Coach), Ron Sanford, Robert Fullerton, Terry Schaafsma, Steve Shropshire, Ron Becker, Bob Leigh (Asst. Coach). **Third Row:** Chuck Wood (Mgr.), Cletus Tafoya (Mgr.), Howard Grimes, Greg Howard, Tow Diehm (Trainer).

ABOUT THE 1973-74 LOBOS

New Mexico posted a 22-7 overall record and went 10-4 in the Western Athletic Conference, winning the third WAC crown in school history. The Lobos averaged 84.2 points per game and boasted a winning margin of 12.3 points. UNM won its first ever NCAA Tournament game, advancing to the West Regional. The Lobos were ranked 18th in the final UPI poll. On six different occasions, the Lobos scored 100 or more points.



Front Row (L to R): Wendell Taylor, Bruce Hudson, Norm Ellenberger (Head Coach), Pat King, Gabe Nava. **Back Row:** Dennis Hodges (Asst. Coach), Bruce Battle, Mark Sayers, Bill Hagins, Paul Kruse, Mike Patterson, Rich Pokorski, Bernard Hardin, Bob Toppert, John Whisenant (Asst. Coach).

ABOUT THE 1977-78 LOBOS

Led by All-American Michael Cooper, New Mexico led the nation in scoring, averaging 97.5 points a game. UNM raced to its fourth WAC title with a 13-1 league mark. UNM finished the season 24-4 and ranked fourth in the nation by UPI, 12th by AP. The Lobos also boasted a 14-game winning streak during the season. The year ended with a first-round loss to unranked Cal State Fullerton in the NCAA Tournament.



Front Row (L to R): Jerome Shanks, Marvin Johnson, Phil Abney, Michael Cooper, Steve Davis, Norm Cacy. **Second Row:** Lee Prolow, Wil Smiley, Jimmy Allen, Willie Howard, Jim Williams. **Standing:** Norm Ellenberger (Head Coach), Pat King (Asst. Coach), Rick Wright (Coaching Aid), Mike Stewart, Gregg Polinsky, Russell Saunders, Phil Spradling, Mark Felix, Mark Villareal (Mgr.).


ABOUT THE 1993-94 LOBOS

Picked to finish fifth in the 10-team Western Athletic Conference in the preseason poll, New Mexico was a model of consistency as it captured the school's fifth conference championship and first in 16 years.


UNM was out of first place for only two weeks and was never lower than second in the league standings. Led by 5-7 point guard Greg Brown -- the WAC Player of the Year -- and a supporting cast overflowing with complementing players, the Lobos clinched the title the old-fashioned way: They earned it.

In the most unlikely of places -- Provo, Utah on the campus of BYU -- New Mexico staged one of its most miraculous comebacks in school history. The Lobos trailed by five with 25 seconds left, but managed to force overtime. UNM was in arrears by four in the extra period, but rallied again for a shocking 84-82 victory, the Lobos' first win in Provo in nine years.

New Mexico finished 23-8 for its eighth consecutive 20-win season. The Lobos advanced to the NCAA Tournament for the third time in four years. Brown also won the Frances Pomeroy Naismith Award given to the nation's top player under 6-feet while head coach Dave Bliss was recognized as WAC Coach of the Year.



Lewis LaMar cuts down the net, celebrating UNM's 1994 WAC championship. The Lobos returned home on a Sunday morning and found 4,500 fans waiting in The Pit to help them celebrate.



Seated (l. to r.): J.J. Griego, Frank Willis, David Sternlight, Lewis LaMar, Head Coach Dave Bliss, Canonchet Neves, Brian Hayden, Eric Thomas, Greg Schornstein, Standing (l. to r.): Manager J.J. DeTemple, Assistant Coach Doug Ash, Greg Brown, Scott Pritchett, Charles Smith, Jarrett Wendt, Marlow White, Cornelius Ausborne, David Gibson, Assistant Coach Tony Benford, Assistant Coach John McCullough, Manager Ellis Dawson.

ABOUT THE 2004-05 LOBOS

It was a breakout season for the University of New Mexico in 2004-05, as it won the Mountain West Conference Tournament to culminate a sparkling nine-game winning streak and return to the NCAA Tournament for the first time in six years. The Lobos, picked to finish fourth in the MWC preseason poll, fell to 23rd-ranked Villanova 55-47 in the first round of the Syracuse Regional.

New Mexico finished 26-7 on the year, the second-highest win total in school history and a 12-win improvement from 2003-04. It's also two more victories than the previous two seasons combined, after UNM went 24-32 in 2002-03 and 2003-04.

Only national champion North Carolina and Texas A&M progressed by a greater margin that UNM did in 2004-05. The Tar Heels and Aggies each constructed 14 more wins than last year. The Lobos closed the season by winning 9 of 10 and 12 of 14, including their first conference tournament title in 1996.


The No. 2 seed in the MWC Tournament in Denver, UNM ran past BYU, San Diego State and 15th-ranked Utah to claim the league's automatic bid to the Big Dance.

Before the loss to Villanova, the Lobos had won five straight games away from Albuquerque, a feat last achieved in 1977-78 when they won six in a row.

It was the first NCAA appearance for UNM's Ritchie McKay, either as a player, assistant coach or head coach. He had completed nine seasons overall as a head coach, including the past three years at New Mexico. McKay did have a 2-1 record in the 1999 NIT while at Colorado State. His previous eight teams had never won more than 19 games in a season.

After starting the conference 1-3, the Lobos finished 10-4 in the MWC, placing second behind nationally-ranked Utah. The 10 wins came on the heels of four straight losing records in conference play and were the most since 11 victories in the Western Athletic Conference in 1998.

The Lobos' nine-game winning streak began against Air Force on Feb. 14 when the quintet of David Chiotti, Troy DeVries, Danny Granger, Alfred Neale and Mark Walters started together for the first time. The nine-game stretch is the longest for a Ritchie McKay-coached team and the Lobos' best run since taking nine straight in 2000-01.



Granger ended the 2004-05 season with several honors, including All-America and MWC Player of the Year.



The Lobos won the Mountain West Conference Tournament in 2005 and went into the NCAA Tournament as a 12th seed, facing Villanova. In their tournament game, the Lobos found themselves down 34-11 and nearly came back to tie, down just five points in the final minute of the game.

ABOUT THE 2008-09 LOBOS

Picked to finish fifth in the Mountain West Conference preseason poll, the Lobos won their final five games of the regular season to tie BYU and Utah for the MWC title at 12-4.

Just two years removed from a 4-12 league mark and losing in the MWC Tournament play-in game, New Mexico claimed its first conference crown in 15 years, since winning the 1994 Western Athletic Conference championship.


After a 73-62 loss at BYU on Feb. 17, the Lobos were 7-4 in the MWC and knew they had to run the table to have a shot at the title.

The Lobos blasted San Diego State at home 75-49 in arguably their most complete game of the season. That was followed by a 76-62 home win over TCU.

Trailing at Colorado State by five points with 13 seconds left in regulation, the title chase was in serious jeopardy. However, UNM pulled out a dramatic 81-79 triumph in double overtime.

A roof-raising sellout crowd of 18,018 and senior Tony Danridge's career-high 29 points willed UNM to a 77-71 victory over league leader Utah. It was Danridge elevating his game four days later, scoring 29 again as the Lobos escaped Laramie with a hard-earned 74-73 decision over Wyoming and a share of the title.

New Mexico's 106th season ended with a tough 70-68 loss at Notre Dame in the second round of the NIT. UNM finished 22-12, its 17th 20-win campaign in the past 26 seasons. Head coach Steve Alford was recognized as MWC Coach of the Year.



Tony Danridge scored 29 points in the final two regular season wins over Utah and Wyoming to lead UNM to its first conference championship in 15 years.



Seated (l. to r.): Video coordinator Chris Monette, Assistant coach Chris Walker, Head Coach Steve Alford, Tony Danridge, Daniel Faris, Chad Toppert, Associate head coach Craig Neal, Assistant coach Ryan Miller, Director of Operations Duane Broussard. Standing (l. to r.): Dairese Gary, Chris Johansen, Curtis Dennis, Jonathan Wills, A.J. Hardeman, Kem Nweke, Will Brown, Roman Martinez, Phillip McDonald, Nate Garth.

ABOUT THE 2009-10 LOBOS

Picked to finish fifth in the Mountain West Conference preseason poll, the Lobos defied all the experts for the second year in a row. New Mexico won its second straight MWC regular-season title, this time in outright fashion for the first time since 1994.

The quest for the trophy was quite remarkable. After finishing 14-1 in the non-conference season and achieving the school's first national ranking in 11 seasons, UNM promptly started 0-2 in conference play with losses at San Diego State and at home to UNLV. The loss to the Runnin' Rebels ended a 19-game home winning streak.

Then, the improbable happened. The Lobos, with only one senior on the roster, never lost another conference game, streaking to the finish line with a school and MWC-record 14 consecutive wins in league play. That was seven consecutive home victories and seven straight conference *road* wins, also breaking a school and MWC mark. UNM finished 14-2.

New Mexico took down BYU twice when the Cougars were ranked in the top-13 in the nation. The most dramatic was in the penultimate game of the season at Provo, a venue UNM had not won at in 10 years. The Lobos prevailed 83-81. UNM also beat a nationally-ranked UNLV team 76-66 in Las Vegas.

Junior guard Darington Hobson was named MWC Player of the Year and Newcomer of the Year after averaging 14.9 points, an MWC-high 10.1 rebounds and 4.8 assists a game in MWC contests. He was also named to several All-America teams. Junior point guard Dairese Gary was a first team all-conference selection and a member of the all-MWC Defensive team. Senior Roman Martinez made more clutch plays than could be counted.

Head coach Steve Alford was recognized as MWC Coach of the Year for the second year in a row.

The Lobos finished 30-5, breaking a school standard for wins, and advanced to the NCAA Tournament for the first time since 2005 and won a tournament game for the first time since 1999.



Junior guard Darington Hobson was named MWC Player of the Year and Newcomer of the Year while becoming the first Lobo to lead the team in scoring, rebounding and assists in the same season.



Seated (l. to r.): Dairese Gary, video coordinator Chris Monette, Assistant coach Wyking Jones, Head Coach Steve Alford, Roman Martinez, Associate head coach Craig Neal, Assistant coach Ryan Miller, Director of Operations Duane Broussard, Nate Garth. Standing (l. to r.): Kevin Nelson, Curtis Dennis, Darington Hobson, Matt Staff, A.J. Hardeman, Will Brown, Chad Adams, Phillip McDonald, Jamal Fenton.

ABOUT THE 2011-12 LOBOS

In a season marked by two Mountain West trophies, championship rings, 28 wins, and an NCAA ride that took a Final Four Louisville team to the end, maybe the best part of New Mexico's 2011-12 season was really the way this gusty Steve Alford team continued to get better.

There were several ways to note the improvement curve these Lobos threw at the Mountain West and one way was turning the kiss-your-sister ending to the MW regular-season race into Lobo dominance at the Mountain West Tournament. The Lobos rolled the UNLV Rebels off their home court and beat San Diego State for the title and the automatic NCAA bid.

And Drew Gordon, the Lobos' 6-foot-9, double-double post, who was snubbed for MW Player of The Year honors, roared to the MW tourney MVP crown.

The Lobos ended the 2011-12 season better than any other MW team in another way, too - in the NCAA Tournament way. The Lobos were the only MW team to post an NCAA tournament win as SDSU and UNLV were knocked out in the first round.

And when the final ESPN/USA Today Coaches Poll was released, there was only one Mountain West team ranked: New Mexico. It was the 10th time in program history that UNM has finished the season ranked in the final coaches' poll, and the second time in the last three seasons. UNM was ranked No. 21 in the final AP Poll released prior to the start of the NCAA Tournament.


Alford's Lobos continued to show grit on the road by posting 14 wins away from The Pit which broke the program's record of 13 set two seasons earlier by Alford's Lobos.

The job Alford did with this Lobo team probably rivals what he did in 2010 when UNM dropped its first two league games and then finished 14-2.

UNM finished 14th nationally in scoring defense (59.3 points per game), rebound margin (+6.3), seventh in field goal percentage defense (.384) and sixth in scoring margin (+13.4). UNM's 28-7 record, an .800 winning percentage, was 14th nationally, and UNM's 16.4 assists per game ranked 10th.

Gordon recorded 19 double-doubles on the season, good for 10th nationally, and his 11.1 rebounds per game were fourth nationally.

The 59.3 points allowed per game mark is the lowest ever in the shot clock era, and the lowest total since allowing 59.2 points in the 1983-84 season. The .384 defensive field goal percentage marked the first time that UNM has held opponents for an entire season under 40% shooting since the 1964-65 season (.367).



Senior forward Drew Gordon was named Conference Tournament MVP



Seated (l. to r.): Video Administrator Craig Snow, Assistant Coach Duane Broussard, Head Coach Steve Alford, Phillip McDonald, Drew Gordon, A.J. Hardeman, Associate Head Coach Craig Neal, Assistant Coach Ryan Miller, Director of Operations Drew Adams. Standing (l. to r.): Jamal Fenton, Kendall Williams, Hugh Greenwood, Chad Adams, Tony Snell, Alex Kirk, Cameron Bairstow, Emmanuel Negedu, Kory Alford, Dominique Dunning, Demetrius Walker, Chris Perez.

ABOUT THE 2012-13 LOBOS

It was another year of multiple championships, with a pair of Mountain West titles for the second straight year to go along with UNM's first in-season tournament win under Steve Alford.

The Lobos scratched and clawed their way to a 29-6 record, the second-most wins in school history. None seemed easy, and all were the product of a scrappy team that won despite shooting just .423 from the field for the season. The Lobos found themselves in the national spotlight and behind the 8-ball on opening night/morning, as UNM was down 10-0 to Davidson in a season-opener that started at midnight as a part of ESPN's 24 Hours of College Hoops Madness. However, UNM pulled off the second-largest second half comeback in school history (coming back from down 16) in what was the first of 12 straight wins to open the season.

Three of those 12 were in the Paradise Jam, where UNM beat nationally-ranked Connecticut in the title game. That UNM was even in the title game was a slight miracle in itself, as the Lobos were down five points with under 15 seconds left, but a Kendall Williams three, a Williams steal and a Tony Snell three with 1.8 seconds left gave the Lobos the win over George Mason.

UNM entered conference play at 13-2, and rolled to a 13-3 conference mark, winning a projected close title race going away. In a game that basically decided the regular season title, Kendall Williams drained a school-record 10 threes and 46 points at Colorado State.

In the conference tournament, UNM swept its way to a second straight tournament win, beating UNLV on its home floor in the finals after a superb tournament performance from MVP Tony Snell.

The Lobos entered the national tournament with a school-record tying 3-seed, and a No. 10 national ranking, but UNM's shooting struggled final caught up to it in a 68-62 loss to Harvard in Salt Lake City in the NCAA Tournament.

However, that result didn't spoil a season which saw Williams earn Conference MVP honors, Alford Coach of the Year, and Snell declaring for the draft and becoming a first-round selection of the Chicago Bulls.

For the second straight year, the Lobos held opponents under 40% shooting from the field, and center Alex Kirk rebounded from a missed season to become one of the nation's best centers with nine double-doubles and earning Mountain West All-Defensive honors and All-District honors as well. The season also ended with a coaching switch, as long-time Associate Head Coach Craig Neal took the reigns of the program from Alford, putting one of the game's most respected names in charge of one of the most consistent programs over the last six years.



Junior guard Tony Snell was named Conference Tournament MVP



Seated (l. to r.): Video Administrator Craig Snow, Assistant Coach Duane Broussard, Head Coach Steve Alford, Phillip McDonald, Drew Gordon, A.J. Hardeman, Associate Head Coach Craig Neal, Assistant Coach Ryan Miller, Director of Operations Drew Adams. Standing (l. to r.): Jamal Fenton, Kendall Williams, Hugh Greenwood, Chad Adams, Tony Snell, Alex Kirk, Cameron Bairstow, Emmanuel Ngedu, Kory Alford, Dominique Dunning, Demetrius Walker, Chris Perez.

ABOUT THE 2013-14 LOBOS

The 2013-14 season saw the Lobos win 27 games under first year head coach Craig Neal. They won 15 games in Mountain West play, a record for the program, before adding another championship trophy during the 2014 Mount West Conference Championship. It was the program's third straight tournament title.

"I thought we had a really, really good season," said Neal. "We won 27 games and a tournament championship and three in a row has never been done before in our conference. I'm really proud of what our kids did."

New Mexico returned four starters from the 2013 MW championship team, was the preseason pick to win the 2014 MW title, and was a preseason Top 25 selection.

The Lobos run toward the Mountain's automatic NCAA bid was set up by a severe pre-MW testing ground including contests with UAB, Davidson, UMass, Marquette, Kansas, Cincinnati, San Diego and New Mexico State. The pre-MW schedule was tough, but it also developed a New Mexico team that won seven Mountain West road games and also developed some ornery Lobos. 2013-14 saw UNM's "Big Three" of Cameron Bairstow, Alex Kirk and Kendall Williams earn spots on the All-Mountain West Team with Bairstow and Williams placed on the MW's First Team.

The Lobos' run to the 2014 MW Tournament crown went through Fresno State, Boise State and San Diego State. The 64-58 win over SDSU gave UNM a 2-1 mark over an exceptional Aztecs' team that went 31-5 with two losses to Arizona. "I thought our guys played exciting basketball and I thought our team was fun to watch," said Neal.

"My main concern since I got the job was to get them back to the (NCAA) tournament," said Neal. "I was able to do that."

Overall, the season of 2013-14 had dramatic success in the pre-conference, conference and MW tournament stages. The team also showed the road toughness that has been a recent trademark of this program. Neal's Lobos tied a program record with 14 wins away from the warmth of The Pit. Neal, whose 27 wins is the most ever by a first-year Lobo coach, was named as a finalist for two national coaching awards and was given a two-year extension by UNM. The 27 wins tied Neal for the 12th spot in NCAA history for wins by a first-year Division I coach.

The Lobos also became one of two Division I programs that have won three consecutive conference tournaments.



Bairstow emerged as a leader on the 2013-14 Lobos squad, earning District Player of the Year honors.



Seated (l. to r.): Director of Operations Mike Iuzzolino, Assistant Coach Craig Snow, Associate Head Coach Lamont Smith, Alex Krik, Hugh Greenwood, Kendall Williams, Cameron Bairstow, Head Coach Craig Neal, Assistant Coach Drew Adams, Video Administrator Brandon Mason. Standing (l. to r.): Athletic Trainer Nate Burney, Cullen Neal, Deshawn Delaney, Merv Lindsay, Devon Williams, Nick Banyard, Arthur Edwards, Tim Myles, Cleveland Thomas, Chris Perez, Strength and Conditioning Coach Diego Baca.

1984 (No. 3 seed)

Site: Albuquerque

New Mexico 56, Utah 45

Site: El Paso

New Mexico 64, BYU 55

UTEP 44, New Mexico 38 (championship)

1985 (No. 3 seed)

Site: Albuquerque

New Mexico 62, Colorado State 56

Site: El Paso

San Diego State 98, New Mexico 84

1986 (No. 5 seed at Laramie, Wyo.)

New Mexico 79, BYU 68

Wyoming 56, New Mexico 54

1987 (No. 3 seed at Albuquerque)

New Mexico 92, Colorado State 77

New Mexico 93, BYU 86

Wyoming 64, New Mexico 62 (championship)

1988 (No. 5 seed at Provo, Utah)

UTEP 74, New Mexico 61

1989 (No. 3 seed at Salt Lake City)

New Mexico 74, Air Force 60

UTEP 89, New Mexico 57

1990 (No. 5 seed at El Paso)

UTEP 78, New Mexico 61

1991 (No. 3 seed at Laramie, Wyo.)

Hawai'i 68, New Mexico 67

1992 (No. 3 seed at Fort Collins, Colo.)

New Mexico 89, Wyoming 83

UTEP 83, New Mexico 72

1993 (No. 3 seed at Delta Center / Salt Lake City)

New Mexico 72, Fresno State 48

New Mexico 68, BYU 59

New Mexico 76, UTEP 65 (championship)

1994 (No. 1 seed at Delta Center / Salt Lake City)

New Mexico 61, San Diego State 46

Hawai'i 61, New Mexico 58

1995 (No. 5 seed at Albuquerque)

New Mexico 63, Wyoming 56

Utah 86, New Mexico 50

1996 (No. 2 seed at Albuquerque)

New Mexico 94, San Diego State 75

New Mexico 104, Fresno State 99 (3OT)

New Mexico 64, Utah 60 (championship)

1997 (No. 3 seed - Mountain Division - Las Vegas)

New Mexico 103, San Jose State 70

New Mexico 65, Hawai'i 57

Utah 72, New Mexico 70

1998 (No. 2 seed - Mountain Division - Las Vegas)

New Mexico 60, Tulsa 59

New Mexico 80, TCU 73

UNLV 56, New Mexico 51 (championship)

1999 (No. 2 seed - Pacific Division - Las Vegas)

New Mexico 51, Rice 49

New Mexico 57, SMU 56

Utah 60, New Mexico 45 (championship)

2000 (No. 3 seed at Las Vegas)

BYU 55, New Mexico 43

2001 (No. 4 seed at Las Vegas)

New Mexico 76, Colorado State 65

New Mexico 56, Utah 53

BYU 69, New Mexico 65 (championship)

2002 (No. 6 seed at Las Vegas)

UNLV 120, New Mexico 117 (2OT)

2003 (No. 7 seed at Las Vegas)

BYU 71, New Mexico 56

2004 (No. 5 seed at Denver)

UNLV 55, New Mexico 53

2005 (No. 2 seed at Denver)

New Mexico 85, BYU 71

New Mexico 77, San Diego State 67

New Mexico 60, Utah 56 (championship)

2006 (No. 5 seed at Denver)

UNLV 65, New Mexico 64

2007 (No. 9 seed at Las Vegas)

TCU 62, New Mexico 54

2008 (No. 3 seed at Las Vegas)

Utah 82, New Mexico 80 (OT)

2009 (No. 3 seed at Las Vegas)

Wyoming 75, New Mexico 67

2010 (No. 1 seed at Las Vegas)

New Mexico 75, Air Force 69

San Diego State 72, New Mexico 69

2011 (No. 5 seed at Las Vegas)

New Mexico 67, Colorado State 61

BYU 87, New Mexico 76

2012 (No. 2 seed at Las Vegas)

New Mexico 79, Air Force 64

New Mexico 72, UNLV 67

New Mexico 68, San Diego State 59 (championship)

2013 (No. 1 seed at Las Vegas)

New Mexico 59, Wyoming 46

New Mexico 60, San Diego State 50

New Mexico 63, UNLV 56 (championship)

2014 (No. 2 seed at Las Vegas)

New Mexico 93, Fresno State 77

New Mexico 70, Boise State 67

New Mexico 64, San Diego State 58 (championship)

2015 (No. 8 seed at Las Vegas)

New Mexico 61, Air Force 68

2016 (No. 4 seed at Las Vegas)

New Mexico 62, Nevada 64

2017 (No. 5 seed at Las Vegas)

New Mexico 60, Fresno State 65

2018 (No. 3 seed at Las Vegas)

New Mexico 85, Wyoming 75

New Mexico 83, Utah State 68

San Diego State 82, New Mexico 75 (championship)

**CONFERENCE TOURNAMENT
RECORD BREAKDOWN**

Overall: 40-29 / 18-15 MW

First Round: 1-3 / 0-3 MW

Quarterfinals: 21-11 / 8-8 MW

Semifinals: 12-9 / 6-2 MW

Championship: 6-6 / 4-2 MW

vs. Air Force 3-1 / 2-1 MW

vs. Boise State..... 1-0 / 1-0 MW

vs. BYU 5-4 / 1-4 MW

vs. Colorado State..... 4-0 / 2-0 MW

vs. Fresno State 3-1 / 1-1 MW

vs. UNLV..... 2-4 / 2-3 MW

vs. Nevada 0-1 / 0-1 MW

vs. San Diego State 6-3 / 4-2 MW

vs. TCU..... 1-1 / 0-1 MW

vs. Utah..... 4-4 / 2-1 MW

vs. Utah State 1-0 / 1-0 MW

vs. Hawai'i 1-2

vs. Rice..... 1-0

vs. San Jose State..... 1-0

vs. SMU..... 1-0

vs. UTEP 1-5

vs. Tulsa 1-0

at Albuquerque..... 8-2

at Denver 3-2 / 3-2 MW

at El Paso 1-3

at Fort Collins 1-1

at Laramie..... 1-2

at Las Vegas 21-16 / 15-13 MW

at Provo 0-1

at Salt Lake City 5-2

LOBO RECORDS IN CONFERENCE TOURNAMENTS

INDIVIDUAL

Points	33, Clayton Shields vs. San Diego State, March 7, 1996
FGM	12, Tim Garrett vs. Brigham Young, March 9, 1984 12, Ike Williams vs. Brigham Young, March 12, 1993 12, Ruben Douglas vs. UNLV, March 7, 2002
FGA	26, Hunter Greene vs. San Diego State, March 8, 1985
FG% (5 made)	85.7 (6-7), Will Scott vs. Texas-El Paso, March 13, 1992 85.7 (12-14), Ike Williams vs. Brigham Young, March 12, 1993 85.7 (6-7), Royce Olney vs. Fresno State, March 8, 1996 85.7 (6-7), Troy Simons vs. Wyoming, March 8, 2018 85.7 (6-7), Joe Furstinger vs. Utah State, March 9, 2018
3-Pt. FGM	5, Rob Robbins vs. Air Force, March 9, 1989 5, Rob Robbins vs. Texas-El Paso, March 8, 1990 5, Clayton Shields vs. San Diego State, March 7, 1996 5, Royce Olney vs. San Jose State, March 4, 1997 5, Tony Snell vs. San Diego State, March 15, 2013 5, Tony Snell at UNLV, March 16, 2013
3-Pt. FGA	12, Marlow White vs. Utah, March 10, 1995
3-Pt. FG %	71.4 (5-7), Royce Olney vs. San Jose State, March 4, 1997 71.4 (5-7), Tony Snell at UNLV, March 16, 2013
FTM	15, Cameron Bairstow vs. Boise State, March 14, 2014
FTA	18, Cameron Bairstow vs. Boise State, March 14, 2014
FT% (8 made)	100.0 (10-10), Steve Logan vs. Texas-El Paso, March 13, 1993 100.0 (8-8), Charles Smith vs. Fresno State, March 8, 1996 100.0 (8-8), Ruben Douglas vs. Colorado State, March 8, 2001
Rebounds	18, Lewis LaMar vs. San Diego State, March 10, 1994
Assists	12, Mark Walters vs. Brigham Young, March 10, 2005
Blocks	5, Danny Granger vs. San Diego State, March 11, 2005
Steals	6, Charles Smith vs. Fresno State, March 8, 1996 6, David Gibson vs. TCU, March 6, 1998

TEAM

Points	117 vs. UNLV, March 7, 2002
FGM	46 vs. UNLV, March 7, 2002
FGA	87 vs. UNLV, March 7, 2002
FG%	65.6 (42-64) vs. San Jose State, March 4, 1997
3-Pt. FGM	12 vs. San Diego State, March 7, 1996 12 vs. Fresno State, March 8, 1996
3-Pt. FGA	31 vs. Hawai'i, March 11, 1994
3-Pt. FG%	55.6 (10-18) vs. BYU, March 10, 2005
FTM	31 vs. Fresno State, March 13, 2014 31 vs. Air Force, March 8, 2012
FTA	38 vs. Fresno State, March 13, 2014 38 vs. Utah, March 13, 2008
FT% (10 made)	92.9 (13-14) vs. UNLV, March 11, 2004
Rebounds	60 vs. UNLV, March 7, 2002
Assists	26 vs. BYU, March 10, 2005
Blocks	6 vs. Fresno State, March 13, 2013 6 vs. Texas-El Paso, March 13, 1992 6 vs. Fresno State, March 8, 1996
Steals	15 vs. Fresno State, March 8, 1996 15 vs. TCU, March 6, 1998
Largest Winning Margin	33 (103-70) vs. San Jose State, March 4, 1997
Largest Losing Margin	36 (86-50) vs. Utah, March 10, 1995



Kenny Thomas

WAC Tournament MVP • 1996 & 1998



Danny Granger

2005 MW Tournament MVP



Drew Gordon

2012 MW Tournament MVP



Tony Snell

2013 MW Tournament MVP



Cameron Bairstow

2014 MW Tournament MVP

NCAA CHAMPIONSHIP RESULTS

Year	Winner	Runner-up	Score
1939	Oregon	Ohio State	46-33
1940	Indiana	Kansas	60-42
1941	Wisconsin	Washington State	39-34
1942	Stanford	Dartmouth	53-38
1943	Wyoming	Georgetown	46-34
1944	Utah	Dartmouth	42-20
1945	Oklahoma A&M	NYU	49-45
1946	Oklahoma A&M	North Carolina	43-40
1947	Holy Cross	Oklahoma	58-47
1948	Kentucky	Baylor	58-42
1949	Kentucky	Oklahoma A&M	46-36
1950	C.C.N.Y.	Bradley	71-68
1951	Kentucky	Kansas State	68-58
1952	Kansas	St. John's	80-63
1953	Indiana	Kansas	69-68
1954	LaSalle	Bradley	92-76
1955	San Francisco	LaSalle	77-63
1956	San Francisco	Iowa	83-71
1957	North Carolina	Kansas	51-50 (3 OT)
1958	Kentucky	Seattle U.	84-72
1959	California	West Virginia	71-70
1960	Ohio State	California	75-55
1961	Cincinnati	Ohio State	70-65 (OT)
1962	Cincinnati	Ohio State	71-59
1963	Loyola (Chicago)	Cincinnati	60-58 (OT)
1964	UCLA	Duke	98-83
1965	UCLA	Michigan	91-80
1966	Texas Western	Kentucky	72-65
1967	UCLA	Dayton	79-64
1968	UCLA	North Carolina	78-55
1969	UCLA	Purdue	92-72
1970	UCLA	Jacksonville	80-69
1971	UCLA	Villanova	68-62
1972	UCLA	Florida State	81-76
1973	UCLA	Memphis State	87-66
1974	North Carolina State	Marquette	76-64
1975	UCLA	Kentucky	92-85
1976	Indiana	Michigan	86-68
1977	Marquette	North Carolina	67-59
1978	Kentucky	Duke	94-88
1979	Michigan State	Indiana State	75-64
1980	Louisville	UCLA	59-54 (OT)
1981	Indiana	North Carolina	63-50
1982	North Carolina	Georgetown	63-62
1983	North Carolina State	Houston	54-52
1984	Georgetown	Houston	84-75
1985	Villanova	Georgetown	66-64
1986	Louisville	Duke	72-69
1987	Indiana	Syracuse	74-73
1988	Kansas	Oklahoma	83-79
1989	Michigan	Seton Hall	80-79 (OT)
1990	UNLV	Duke	103-73
1991	Duke	Kansas	72-65
1992	Duke	Michigan	71-51
1993	North Carolina	Michigan	77-71
1994	Arkansas	Duke	76-72
1995	UCLA	Arkansas	89-78
1996	Kentucky	Syracuse	76-67
1997	Arizona	Kentucky	84-79 (OT)
1998	Kentucky	Utah	78-69
1999	Connecticut	Duke	77-74
2000	Michigan State	Florida	89-76
2001	Duke	Arizona	82-72
2002	Maryland	Indiana	64-52
2003	Syracuse	Kansas	81-78
2004	Connecticut	Georgia Tech	82-73
2005	North Carolina	Illinois	75-70
2006	Florida	UCLA	73-57
2007	Florida	Ohio State	84-75
2008	Kansas	Memphis	75-68 (OT)
2009	North Carolina	Michigan State	89-72
2010	Duke	Butler	61-59
2011	Connecticut	Butler	53-41
2012	Kentucky	Kansas	67-59
2013	Louisville	Michigan	82-76
2014	Connecticut	Kentucky	60-54
2015	Duke	Wisconsin	68-63
2016	Villanova	North Carolina	77-74
2017	North Carolina	Gonzaga	71-65
2018	Villanova	Michigan	79-62



The late Jim Valvano, former head coach at North Carolina State, celebrating the Wolfpack's 54-52 national title over Houston in The Pit in 1983.

NCAA Tournament In The Pit

Year	Attendance
1968 West Regional	
UCLA 58, New Mexico State 49	15,345
Santa Clara 86, New Mexico 73	
New Mexico State 62, New Mexico 58	15,010
UCLA 87, Santa Clara 66	
1978 West Regional	
Arkansas 74, UCLA 70	17,750
Cal State Fullerton 75, San Francisco 72	
Arkansas 61, Cal State Fullerton 58	18,144
1983 Final Four	
North Carolina State 67, Georgia 60	17,300
Houston 94, Louisville 81	
North Carolina State 54, Houston 52	17,327
1985 West First & Second Rounds	
Texas-El Paso 79, Tulsa 75	11,932
North Carolina State 65, Nevada 56	
Alabama 50, Arizona 41	12,256
Virginia Commonwealth 81, Marshall 65	
Alabama 63, Virginia Commonwealth 59	13,833
North Carolina State 86, Texas-El Paso 73	
1992 West Regional	
Indiana 85, Florida State 74	15,914
UCLA 85, New Mexico State 78	
Indiana 106, UCLA 79	16,160
1996 West First & Second Rounds	
Syracuse 88, Montana State 55	14,283
Drexel 75, Memphis 63	
Purdue 73, Western Carolina 71	14,762
Georgia 81, Clemson 74	
Georgia 76, Purdue 69	15,792
Syracuse 69, Drexel 58	
2000 West Regional	
Wisconsin 61, LSU 48	16,004
Purdue 75, Gonzaga 66	
Wisconsin 64, Purdue 60	16,004
2002 First and Second Rounds	
Missouri 93, Miami (Fla.) 80	13,661
Ohio State 69, Davidson 64	
Wyoming 73, Gonzaga 66	15,626
Arizona 86, UC Santa Barbara 81	
Missouri 83, Ohio State 67	15,867
Arizona 68, Wyoming 60	
2005 Albuquerque Regional	
Louisville 93, Washington 79	15,792
West Virginia 65, Texas Tech 60	
Louisville 93, West Virginia 85 (OT)	15,896
2012 Second and Third Rounds	
Wisconsin 73, Montana 49	10,774
Vanderbilt 79, Harvard 70	
Baylor 68, South Dakota State 60	11,839
Colorado 68, UNLV 64	
Wisconsin 60, Vanderbilt 57	12,128
Baylor 80, Colorado 63	

The University of New Mexico has an 8-15 record in 14 NCAA Tournament appearances. Here's a summary of the Lobos' NCAA

Tournament showings:

1968 -- New Mexico's first exposure in the NCAA Tournament came under head coach Bob King in 1968. King was named WAC Coach of the Year after capturing the WAC crown with an impressive 23-5 overall record. The Lobos were 7th in the national rankings and also had the advantage of playing on their home floor in the West Regional. UNM lost the first night to Santa Clara, 86-73, as its star center Greg (Stretch) Howard was ineligible to play due to the NCAA rule that did not allow transfers to play in postseason games. In the consolation game, UNM fell to intrastate rival New Mexico State, 68-62, a team it had beaten twice during the regular season. The Aggies had lost the night before to Lew Alcindor-led UCLA, which went on to win the national title.

1974 -- The 1974 WAC championship team finished 22-7 and 18th in the polls. The Lobos traveled to Pocatello, Idaho, and defeated Idaho State, 73-65 in the first round. From there it was on to Tucson for the West Regional where the Lobos lost a heartbreaker to San Francisco in the last 22 seconds, 64-61. UNM redeemed itself the following night by winning the consolation game over Dayton, 66-61. The Flyers had taken UCLA into triple overtime the previous night.

1978 -- A 13-1 conference mark (24-3 overall) earned the Lobos a Western Athletic Conference title and a trip to Tempe, Arizona. UNM's first-round opponent was Cal State Fullerton, which became that year's Cinderella team. Had the Lobos defeated the Titans, they would have returned home to Albuquerque for the West Regional and 18,000 hometown fans. But in one of the biggest upsets of the year, unranked Fullerton dumped 4th-ranked New Mexico 90-85. The Titans advanced to Albuquerque where they upset San Francisco then lost to Final Four participant Arkansas by three points in the regional final.

1991 -- New Mexico made its first appearance in 13 years by receiving an at-large bid with a 20-9 record. Seeded 14th in the East Region, New Mexico faced No. 3 seed Oklahoma State in the first round at College Park, Md. The game was tied at halftime, 26-26, however, the Cowboys' second-half defense was too much for the Lobos in the 67-54 loss. Luc Longley had 16 points and 9 rebounds in his final collegiate game. OSU advanced to the Sweet 16 before falling to Temple.

1993 -- The Lobos received an automatic bid to the tournament by winning the WAC Tournament in Salt Lake City. Entering the tournament with a 23-7 record, UNM was ranked 21st by the Associated Press and received a No. five seed. The Lobos drew 12th-seeded George Washington as its first-round opponent in the West Region at Tucson, Ariz. New Mexico was in trouble before the team bus ever got to the McKale Center. Several Lobos, including starters Khari Jaxon and Steve Logan, were afflicted by food poisoning from a meal eaten the night before. That malady and the Colonials' brawn proved to be the difference in the 82-68 defeat. George Washington eventually lost to national runnerup Michigan in the Sweet 16.

1994 -- UNM advanced to the NCAA West Regional in Sacramento, Calif., on the strength of its regular-season WAC title. The 23-6 Lobos were a No. 10 seed and faced the 16-11 Virginia Cavaliers, the No. 7 seed. Five minutes into the second half, New Mexico appeared primed to snap its three-game NCAA Tournament victory drought and advance in the tourney for the first time since 1974. Outplaying the stronger Cavaliers, UNM forged a 41-26 lead five minutes into the second half on the strength of freshman Charles Smith. That's when the 3-pointers stopped falling. After making 6 of its first 15, UNM missed its last 10. The Lobos still led 54-49 with 2:46 remaining. However, in the last two minutes UNM turned it over once and missed its last five shots, including three game-tying 3-pointers in the final 12 seconds. The result was a tough 57-54 loss and an early exit. Smith led UNM with 20 points.

1996 -- The Lobos' four-game, 22-year victory drought in the NCAA Tournament came to a resounding halt in the East Regional in Richmond, Va. UNM won the WAC Tournament in Albuquerque and took a gaudy 27-4 record and an AP ranking of No. 23 into the tourney. New Mexico was a No. 7 seed and faced 10th-seeded Kansas State in the first round. UNM trailed early but rallied for a 31-30 halftime lead. It was still close at 43-41 when the Lobo defense took over. K-State was held to just one field goal the final 13:34 of the game as UNM closed with a 26-7 run and a convincing 69-48 victory. Sophomore forward Clayton Shields had 25 points and 10 rebounds. KSU shot just 29% (15-52) from the floor.

The Lobos' were rewarded by playing No. 2 seed and fourth-ranked Georgetown in the second round. New Mexico's magic continued in the first half against the Hoyas as it was a 35-32 ballgame in the Lobos' favor at intermission. Georgetown All-America Allen Iverson, the Hoyas' superior strength and foul trouble to UNM freshman center Kenny Thomas crippled the Lobos' chances in the second half. Iverson scored 19 of his 25 points in the final 20 minutes and Thomas picked up two personals in the first three minutes as the lead slipped away. Georgetown prevailed 73-62 to advance to the Sweet Sixteen. Shields led the Lobos again with 19 points. Due to foul trouble, Thomas was limited to only 37 minutes in the two tournament games. UNM finished with a 28-5 ledger, setting a school-record for victories.

1997 -- The Lobos were sent to the East Region for the second straight year, playing at the Civic Arena in Pittsburgh, Pa. UNM received an at-large berth as a No. 3 seed, the highest for the Lobos since the NCAA began the seeding process in 1979. New Mexico got past No. 14 seed Old Dominion in the first round, 59-55. Kenny Thomas' rebound and two free throws with two seconds remaining sealed the victory. Thomas had 15 points and 8 rebounds while freshman Lamont Long added 14 points and 9 boards.

UNM met No. 6 seed Louisville in the second round and came within a basket of

advancing to the Sweet Sixteen for only the second time in school history. Trailing 64-63, the Lobos forced a Louisville turnover with 16 seconds remaining. UNM's set play coming out of the timeout broke down, and point guard David Gibson was forced to take an awkward shot driving to the basket, which missed. It marked the first time in 23 games that UNM led at halftime and lost. It was also the first time in 20 contests that New Mexico fell while holding an opponent to less than 70 points. Thomas, who fouled out with three personals in the second half, his third and fourth in a span of 22 seconds, and his fifth occurring during a Louisville free throw, had just 8 points and 3 rebounds. Senior Charles Smith had 16 points and 7 rebounds in his final game as a Lobo. Long again led UNM in rebounds with 8.

1998 -- The Lobos took a 23-7 record into their fifth NCAA Tournament in the past six seasons. UNM was sent to the South Region in Lexington, Ky., where it was a No. 4 seed, and faced Butler University in the first round.

UNM won 79-62, however, all did not look good early in the second half. Kenny Thomas, who finished with just three points and five rebounds, was on the bench with three fouls. Senior point guard David Gibson had to leave the game with 18:16 left after suffering a concussion and a broken right middle finger on a drive to the basket. The score was tied at 40-40 when the Lobos went on a 12-0 run to salt the game away. Some unlikely heroes stepped up. Senior post Ben Baum scored a season-high 14 points, making all three of his 3-point attempts, and tied a career-high with six rebounds. Freshman guard Tom Starkey, who had played just 35 minutes in nine games before the tournament, scored five points and grabbed a career-high seven rebounds in a career-best 13 minutes. Freshman guard Kevin Henry, normally the 2-guard, was forced to the point in the second half when Gibson went out. Henry responded with 14 points, while setting career-highs for FTs made (9), FT attempts (10) and assists (5). Sophomore Lamont Long led UNM with 22 points.

The Lobos advanced to the second round for the third straight season where they met Syracuse. UNM could never crack the Orangemen's 2-3 zone in the 56-46 setback. New Mexico converted just 14 of 55 shots (25.5%) overall and 6 of 25 from 3-point. Thomas had 12 points and 12 rebounds. Long added 11 points and 11 caroms.

1999 -- The Lobos advanced to their fourth straight NCAA Tournament and seventh in the decade of the '90s. That streak was in serious jeopardy earlier in the season. Following a road loss at Hawai'i, the Lobos were 17-6 and had dropped four of five decisions. An upswing ensued, however, as UNM closed the regular season by winning five of its last six. Add an improbable run to the championship game of the WAC Tournament, and UNM locked up its 10th tournament berth.

Advancing as an at-large selection, New Mexico took a 24-8 record in the tournament. Surprisingly, the Lobos were kept in the West Region where they faced Missouri in the first round in Denver. Lamont Long's 8-foot jumper with six seconds left provided the margin in the 61-59 victory. Long paced UNM with 17 points and a season-high 12 rebounds. Senior Kenny Thomas had his finest showing in the NCAA Tournament with 20 points, 10 rebounds and four blocks before fouling out with 1:31 to go. New Mexico joined Cincinnati, Kansas, Kentucky, Purdue, Stanford and Utah as the only schools to win at least one NCAA Tournament game every year since 1996.

UNM fell to eventual national champ Connecticut 78-56, in a second-round matchup. UConn raced to a 17-0 lead and never looked back. The Huskies were ranked third in the polls and came in as the West's No. 1 seed. The Lobos shot a season-low 26.3% (15-57) from the floor and only 19% (4-21) from 3-point. After a stellar performance in the first round, Thomas was held without a field goal for the only time in his 123-game collegiate career. He finished with one point and 11 rebounds. Damion Walker came off the bench to lead the Lobos with 21 points.

2005 -- After a six-year absence, New Mexico returned to the NCAA Tournament for the 11th time in school history off a strong run through the Mountain West Conference Tournament. This was also the first appearance in the NAAs for head coach Ritchie McKay, either as a player, an assistant, or a head coach. Despite posting a 26-7 record, the second most wins in school history, the Lobos were given a No. 12 seed in the Syracuse Regional.

pulled to within 52-47 with 29 seconds left, but they couldn't overcome their dismal start, falling to the Wildcats, 55-47. Danny Granger led New Mexico with 15 points and Mark Walters had 14 - all in the second half.

2010 -- UNM returned to the Big Dance for the first time in five seasons after winning its second consecutive Mountain West Conference regular-season title. Despite losing in the semifinals of the MWC Tournament, the Lobos earned a No. 3 seed as an at-large team based on their 29-4 overall record and strong schedule that included a 6-0 mark against top-25 teams.

UNM drew a stubborn Montana team in an East Region first round game at San Jose, Calif. Roman Martinez had 19 points, six rebounds and four assists and the Lobos overcame a shaky start to beat the 14th-seeded Grizzlies 62-57. Darington Hobson added 11 points, 11 rebounds and six assists while playing with a sprained left wrist for the Lobos, who used a 17-0 run after halftime to briefly break open the game after trailing by a point at the break.

Martinez made three 3-pointers, including one with 7:44 to play, and Dairese Gary converted seven free throws over the final 3:36 as New Mexico staved off an upset. The Lobos won despite shooting 41.5% from the floor (22-53), 25% (5-20) from 3-point, 56.5% (13-23) from the FT line and being outrebounded 37-31. UNM, however, did commit just 6 turnovers and held Montana's Anthony Johnson to 6 points on 1-12 FGs. Johnson came into the game averaging almost 20 a game. UNM did hold the Grizzlies to 37% shooting in the 2nd half (10-27) and 29% (4-14) from

beyond the arc.

In the second round, Quincy Pondexter scored 18 points, Isaiah Thomas added 15 and 11th-seeded Washington won 82-64. The Lobos simply couldn't keep up with the breakneck offensive pace, falling behind by 23 points midway through the second half.

Dairese Gary matched his career high with 25 points and Darington Hobson had 11 points and nine rebounds for New Mexico. Hobson led the Lobos in points, rebounds and assists, but the junior hurt his left wrist and back on a first-round tumble to the court. He insisted he could play through the pain, but appeared to be favoring the wrist in pregame warmups - and he went 1 of 3 in the first half, failing to score after a 3-pointer in the opening minutes.

Roman Martinez was badly cut over his left eye with 12 minutes left in a collision with a teammate. He returned in a different jersey, finishing with 10 points.

2012 - New Mexico rode a conference regular season and tournament title into the 2012 NCAA Tournament, and the hot streak earned UNM a No. 5 seed into the West Regional, where UNM would face a tough 5-12 matchup with Long Beach State at the Rose Garden in Portland.

In one of the best second round games of the tournament, the Lobos used a closing 16-7 run over the final five minutes to come from behind and pull out a 75-68 win. Down 61-59 at the five-minute mark, Kendall Williams drained a three out of a timeout and right in front of the UNM bench to give UNM a 62-61 lead, one they would not relinquish. Casper Ware had a rare free throw miss on a one-and-one and UNM made Long Beach State pay with a Drew Gordon layup for a three-point lead. UNM would make five free throws in the final 39 seconds to keep the 49ers at bay.

Drew Gordon had another spectacular game with 18 points and 13 rebounds, and Kendall Williams added 16 points for UNM, which went .500 from the field at 25-for-50. Hugh Greenwood had 12 and Demetrius Walker had 11.

In the third round, New Mexico matched-up with No. 4 Louisville, and the Cardinals nipped the Lobos 59-56 to end UNM's season. The Lobos held an 11-6 lead early, but Louisville got a big day from Russ Smith off the bench with 17 points and three steals.

Louisville eventually took a 15-point lead at 44-29 before UNM came storming back. Jamal Fenton scored twice in 11 seconds to ignite the Lobos, who would eventually cut the lead all the way down to two on a three-pointer by Demetrius Walker with 1:43 left. Down six again with under 10 seconds left, Gordon got a rebound and hit a fadeaway three-pointer with 4.3 left to make it 59-56. Louisville then missed a one-and-one, but Gordon could only get off a halfcourt heave, which was off the mark.

Gordon had 21 points and 14 rebounds, coming back after hyperextending his knee in the first half. Kendall Williams added 11 for the Lobos, who went just 5-for-23 from the three-point line.

2013 - New Mexico earned a three-seed, tying for the best in school history, but UNM's season-long shooting struggles finally caught up with it, as the Lobos suffered a defeat to 14th-seeded Harvard in a Second Round West matchup in Salt Lake City.

The Lobos hit just one of their first 11 shots but UNM's defense kept them in the ballgame, not allowing Harvard to get more than a 6-point lead early, but UNM never led in the first half, trailing by four at the break after a late Tony Snell layup.

In the second, UNM bolted out to a quick tie and a two point lead with an opening 6-0 run before Harvard answered with a six-point run of its own. The Lobos would take a lead on four separate occasions, the last at 53-52 with 6:26 left on an Alex Kirk layup. However, everytime the Lobos took a lead, Harvard answered on the ensuing possession. Down one, Laurent Rivard hit one of nine Crimson triples which kickstarted a devastating 11-2 run that effectively won the game for Harvard.

The loss put a damper on a huge effort by UNM's post players Kirk and Cameron Bairstow, who combined for 37 points and 21 rebounds, with Kirk going for 22 and 12, and Bairstow 15 and nine. However the Lobos shot just .375 from the field while Harvard went 22-of-42, .524 from the field, and that spelled the difference in the game.

2014 - New Mexico as the seven-seed earned a date with Stanford, but the Harvard of the West did exact what Harvard did the year before, shoot lights out from three to upset the nationally-ranked Lobos, winning 58-53.

Stanford jumped out to a 20-4 lead in the first 6:22 of the game, and UNM spent the better part of the next 23 minutes trying to draw even, which it did when Cullen Neal hit a driving layup to tie the game at 45 with 10:07 to go. Neal was fouled in the process but couldn't give UNM its first lead since 4-3, and the Lobos went ice cold, ending the game on a 2-for-16 skid.

Right after tying it up, UNM went empty on 11 straight possessions (0-of-8 FGs, 0-2 FTs, two turnovers) until Hugh Greenwood hit his third three of the game to make it 54-50 with 1:06 to go. After UNM forced a turnover, Alex Kirk hit two free throws with 30.6 left to make it 54-52, but Stanford walk-on Robbie Lemons hit two free throws with 22.6 left.

UNM needed a miracle and almost got a chance. Down four with 7.2 left, Hugh Greenwood fouled Chasson Randle, who hit him in the head with an inadvertent elbow. Randle was assessed a technical, and UNM would get two free throws and the ball after Randle's two free throws. Needing him to miss one, he bounced the second one in for a 58-52 lead. Williams hit one of two and then missed a three that ended it.

Lost in the game was Cameron Bairstow's effort as he went for 24 points, the fourth-most by a Lobo in the NCAA Tournament. He was 10-of-18 shooting, scoring 12 in each half. Deshawn Delaney had 10 and Hugh Greenwood nine, but it couldn't make up for a rough go by Kendall Williams and Alex Kirk, who entered the game averaging 30.0 points per game, and scored just six combined, going 1-for-12 between them.

UNM IN THE NCAA TOURNAMENT (8-16)

SITE	HEAD COACH
1968 (West - Albuquerque) Santa Clara 86, UNM 73 New Mexico State 62, UNM 58	Bob King
1974 (West - Pocatello, Idaho) UNM 73, Idaho State 65 (West - Tucson, Ariz.) San Francisco 64, UNM 61 UNM 66, Dayton 61	Norm Ellenberger
1978 (West - Tempe, Ariz.) Cal State Fullerton 90, UNM 85	Norm Ellenberger
1991 (No. 14 seed, East - College Park, Md.) (3) Oklahoma State 67, (14) UNM 54	Dave Bliss
1993 (No. 5 seed, West - Tucson, Ariz.) (12) George Washington 82, (5) UNM 68	Dave Bliss
1994 (No. 10 seed, West - Sacramento, Calif.) Dave Bliss (7) Virginia 57, (10) UNM 54	Dave Bliss
1996 (No. 7 seed, East - Richmond, Va.) (7) UNM 69, (10) Kansas State 48 (2) Georgetown 73, (7) UNM 62	Dave Bliss
1997 (No. 3 seed, East - Pittsburgh, Pa.) (3) UNM 59, (14) Old Dominion 55 (6) Louisville 64, (3) UNM 63	Dave Bliss
1998 (No. 4 seed, South - Lexington, Ky.) (4) UNM 79, (13) Butler 62 (5) Syracuse 56, (4) UNM 46	Dave Bliss
1999 (No. 9 seed, West - Denver, Colo.) (9) UNM 61, (8) Missouri 59 (1) Connecticut 78, (9) UNM 56	Dave Bliss
2005 (No. 12 seed, Syracuse Regional - Nashville, Tenn.) (5) Villanova 55, (12) UNM 47	Ritchie McKay
2010 (No. 3 seed, East Regional - San Jose, Calif.) (3) UNM 62, (14) Montana 57 (11) Washington 82, (3) UNM 64	Steve Alford
2012 (No. 5 seed, West Regional - Portland, Ore.) (5) UNM 75, (12) Long Beach State 68 (4) Louisville 59, (5) UNM 56	Steve Alford
2013 (No. 3 seed, West Regional - Salt Lake City, Utah) (14) Harvard 68, (3) UNM 62	Steve Alford
2014 (No. 7 seed, South Regional - St. Louis, Mo.) (10) Stanford 58, (7) UNM 53	Craig Neal

NCAA WEST REGION 1ST ROUND
Santa Clara 86
New Mexico 73
 March 15, 1968 / Albuquerque, N.M.

Santa Clara	MP	FG-A	3P-A	FT-A	REB	PF	A	TO	B	S	TP
O'Brien	-	7-7	-	4-5	10	3	-	-	-	-	18
Eagleson	-	0-2	-	0-2	1	4	-	-	-	-	0
Ogden	-	5-9	-	1-3	7	3	-	-	-	-	11
Hearney	-	3-7	-	1-1	6	1	-	-	-	-	7
Ogden	-	9-13	-	4-7	7	4	-	-	-	-	22
Diffley	-	1-2	-	5-9	5	2	-	-	-	-	7
Awtrye	-	5-11	-	3-5	5	5	-	-	-	-	13
Team					6						
TOTALS	200	34-56	-	18-32	43	24	-	-	-	-	86
FG% (60.7)		FT% (56.3)									

New Mexico	MP	FG-A	3P-A	FT-A	REB	PF	A	TO	B	S	TP
Culver	-	1-2	-	5-7	6	3	-	-	-	-	7
Nelson	-	9-19	-	2-3	1	5	-	-	-	-	20
Sanford	-	3-9	-	2-3	3	5	-	-	-	-	8
Shropshire	-	0-2	-	1-2	0	0	-	-	-	-	1
Griffith	-	1-4	-	-	1	1	-	-	-	-	2
Maes	-	1-1	-	-	0	1	-	-	-	-	2
Schaafsma	-	0-2	-	-	0	1	-	-	-	-	0
Jones	-	1-3	-	0-1	3	1	-	-	-	-	2
Lopez	-	2-4	-	3-5	4	3	-	-	-	-	7
Grimes	-	3-7	-	0-3	7	4	-	-	-	-	6
Team					10						
TOTALS	200	28-68	-	17-29	29	29	-	-	-	-	73
FG% (41.2)		FT% (58.6)									

Attendance: 15,345 Technical Fouls: None
 Officials: Overby, Dreith

Santa Clara	45	41	-	86
New Mexico	34	39	-	73

NCAA WEST REGION CONSOLATION
New Mexico State 62
New Mexico 58
 March 16, 1968 / Albuquerque, N.M.

NMSU	MP	FG-A	3P-A	FT-A	REB	PF	A	TO	B	S	TP
Evans	-	4-10	-	2-2	5	3	-	-	-	-	10
Murphy	-	0-2	-	1-1	1	1	-	-	-	-	1
Landis	-	5-7	-	2-4	2	1	-	-	-	-	12
Collins	-	6-11	-	5-6	1	2	-	-	-	-	17
Burgess	-	3-3	-	5-6	1	2	-	-	-	-	11
Collins	-	2-7	-	2-2	7	2	-	-	-	-	6
Lacey	-	1-9	-	3-3	7	5	-	-	-	-	5
Team					11						
TOTALS	200	21-49	-	20-24	24	16	-	-	-	-	62
FG% (42.9)		FT% (83.3)									

New Mexico	MP	FG-A	3P-A	FT-A	REB	PF	A	TO	B	S	TP
Nelson	-	9-23	-	8-8	2	0	-	-	-	-	26
Sanford	-	11-17	-	1-4	8	3	-	-	-	-	23
Shropshire	-	1-1	-	0-1	1	4	-	-	-	-	2
Griffith	-	-	-	-	0	1	-	-	-	-	0
Becker	-	1-2	-	1-2	3	4	-	-	-	-	3
Jones	-	0-3	-	-	1	2	-	-	-	-	0
Lopez	-	0-4	-	-	4	2	-	-	-	-	0
Grimes	-	1-4	-	2-5	9	5	-	-	-	-	4
Team					8						
TOTALS	200	23-54	-	12-20	28	21	-	-	-	-	58
FG% (42.6)		FT% (60.0)									

Attendance: 15,010
 Technical Fouls: None
 Officials: Smith, Dreith

New Mexico State	29	33	-	62
New Mexico	30	28	-	58

NCAA WEST REGION 1ST ROUND
New Mexico 73
Idaho State 65
 March 9, 1974 / Pocatello, Idaho

New Mexico	MP	FG-A	3P-A	FT-A	REB	PF	A	TO	B	S	TP
Nava	36	3-12	-	-	2	2	0	3	2	0	6
Taylor	16	1-4	-	-	2	4	2	3	0	0	2
Hardin	34	8-22	-	3-3	6	2	0	1	1	0	19
King	26	2-5	-	0-1	1	1	3	0	0	0	4
Davis	1	1-1	-	-	0	0	0	0	0	0	2
Toppert	4	0-1	-	-	0	2	1	0	0	0	0
Battle	14	2-6	-	-	3	0	1	3	0	0	4
Saiers	34	8-15	-	2-2	14	1	6	2	0	0	18
Pokorski	6	1-1	-	-	4	3	0	1	0	0	2
Patterson	1	-	-	-	0	0	0	0	0	0	0
Hagins	31	6-8	-	2-2	10	3	0	3	0	0	14
Kruse	3	1-1	-	-	3	1	0	2	1	0	2
Team					5						
TOTALS	200	33-76	-	7-8	45	19	13	18	4	0	73
FG% (43.4)		FT% (87.5)									

Idaho State	MP	FG-A	3P-A	FT-A	REB	PF	A	TO	B	S	TP
Hoyt	39	7-18	-	-	5	0	3	3	0	11	14
Strannigan	11	1-5	-	2-2	0	3	0	2	0	0	4
Green	4	0-1	-	1-2	1	0	0	0	0	0	1
Gibbons	28	3-7	-	-	10	4	3	1	3	0	6
Krahn	4	-	-	-	0	1	0	0	0	0	0
Anderson	32	6-14	-	1-1	9	2	1	3	0	1	13
Rodriguez	26	0-3	-	2-2	2	4	6	7	0	2	2
Spindler	25	6-9	-	2-3	5	1	0	0	0	0	14
Kruidhof	6	0-2	-	-	1	0	0	1	0	0	0
Hayes	16	3-5	-	3-4	1	2	0	2	0	0	9
Doos	9	1-2	-	-	2	0	0	0	0	0	2
Team					2						
TOTALS	200	27-66	-	11-14	34	17	13	19	3	4	65
FG% (40.9)		FT% (78.6)									

Attendance: 9,400
 Technical Fouls: New Mexico
 Officials: Solomon, Harrold

New Mexico	39	34	-	73
Idaho State	34	31	-	65

NCAA WEST REGIONAL SEMIFINAL
New Mexico 61
San Francisco 64
 March 14, 1974 / Tucson, Ariz.

New Mexico	MP	FG-A	3P-A	FT-A	REB	PF	A	TO	B	S	TP
Nava	30	2-8	-	-	2	3	1	3	1	2	4
Taylor	25	4-8	-	2-2	2	0	1	3	1	3	10
Hardin	33	7-14	-	2-3	7	3	1	7	2	3	16
King	16	3-3	-	4-4	1	2	2	1	0	0	10
Toppert	9	0-1	-	-	0	0	1	2	0	0	0
Battle	6	0-1	-	-	1	0	0	0	0	0	0
Saiers	35	6-7	-	-	5	3	0	3	0	0	12
Pokorski	7	0-1	-	-	0	0	0	1	1	0	0
Patterson	3	-	-	-	1	1	0	0	0	0	0
Hagins	36	4-6	-	1-2	4	0	1	6	0	0	9
Team					5						
TOTALS	200	26-49	-	9-11	23	12	7	26	5	8	61
FG% (53.1)		FT% (81.8)									

San Francisco	MP	FG-A	3P-A	FT-A	REB	PF	A	TO	B	S	TP
Boro	16	1-1	-	2-2	3	2	0	4	0	1	4
Smith	34	3-13	-	1-2	1	2	2	4	0	1	7
Randell	33	3-9	-	2-2	6	3	0	2	0	0	8
Coleman	28	2-3	-	-	1	5	2	4	0	0	4
Quantrom	6	1-1	-	-	1	1	0	1	0	0	2
Smith	30	8-12	-	2-2	3	0	1	0	0	2	18
Fernsten	17	3-5	-	1-1	3	3	0	4	1	0	7
Restani	36	7-12	-	-	4	2	2	2	0	1	14
Team					4						
TOTALS	200	28-56	-	8-9	26	18	7	21	1	5	64
FG% (50.0)		FT% (88.9)									

Attendance: 13,314 Technical Fouls: None
 Officials: Wortman, Weiler

New Mexico	24	37	-	61
San Francisco	28	36	-	64

NCAA WEST REGIONAL CONSOLATION
Dayton 61
New Mexico 66
 March 16, 1974 / Tucson, Ariz.

Dayton	MP	FG-A	3P-A	FT-A	REB	PF	A	TO	B	S	TP
Smith	40	10-20	-	2-2	4	4	1	6	0	2	22
Elijah	30	6-10	-	-	9	4	0	1	1	1	12
Davis	40	3-10	-	2-2	2	4	0	2	1	1	8
Sylvester	40	4-18	-	2-5	6	4	3	6	1	2	10
Von Lehman	26	0-1	-	-	4	5	0	3	0	2	0
Fisher	11	1-5	-	3-4	3	1	1	2	0	0	5
Testerman	6	-	-	-	0	1	0	0	1	0	0
Holland</											

NCAA EAST REGION 1ST ROUND
New Mexico 54
Oklahoma State 67
March 14, 1991 / College Park, Md.

New Mexico	MP	FG-A	3P-A	FT-A	REB	PF	A	TO	B	S	TP
Williams	20	5-7	1-1	1-2	3	2	1	7	0	0	12
Longley	36	6-13	0-1	4-6	9	3	1	3	3	2	16
McBurrows	9	1-1	1-1	-	1	2	0	0	0	0	3
Miller	6	1-6	0-2	2-2	0	3	0	0	0	0	4
Taylor	20	1-2	-	-	3	2	0	2	0	1	2
Banks	40	5-11	0-2	-	4	0	4	1	4	0	10
Jaxon	7	-	-	-	0	5	0	1	0	0	0
McCrary	25	1-6	-	-	6	4	1	3	1	0	2
Robbins	31	2-7	1-5	-	5	1	2	1	0	0	5
Milford	1	-	-	-	0	0	0	0	0	0	0
TOTALS	200	22-56	3-12	7-10	34	23	9	18	5	7	54
FG% (39.3)		3Pt% (25.0)		FT% (70.0)							

Oklahoma St.	MP	FG-A	3P-A	FT-A	REB	PF	A	TO	B	S	TP
Williams	13	2-3	1-2	0-1	2	0	1	0	0	0	5
Alexander	36	1-7	0-1	6-6	1	1	2	4	0	0	8
Sahlstrom	11	1-4	-	-	1	3	1	0	1	1	2
Sutton	30	2-6	1-1	3-3	2	2	1	0	0	0	8
Hatcher	16	1-2	-	5-6	3	1	1	1	0	3	7
Potter	25	4-9	1-2	-	5	0	2	3	0	1	9
Houston	34	7-19	-	7-9	17	4	1	5	2	0	21
Pittman	35	3-12	-	1-4	13	4	0	3	1	0	7
TOTALS	200	21-62	3-6	22-29	47	15	9	17	4	5	67
FG% (33.9)		3Pt% (50.0)		FT% (75.9)							

Attendance: Technical Fouls: None
 Officials: Crowley, Rose, Wood

New Mexico	26	28	-	54
Oklahoma State	26	41	-	67

NCAA WEST REGION 1ST ROUND
George Washington 82
New Mexico 68
March 19, 1993 / Tucson, Ariz.

George Washington	MP	FG-A	3P-A	FT-A	REB	PF	A	TO	B	S	TP
Surles	23	5-10	1-2	-	5	1	1	0	0	0	11
Pearsall	23	3-4	-	6-6	3	1	1	2	0	0	12
Evans	25	6-8	5-5	2-2	3	2	0	1	1	1	19
Kah	1	-	-	-	0	0	0	0	0	0	0
Hart	3	-	-	-	0	1	0	0	0	0	0
Faylor	1	-	-	-	0	0	0	0	0	0	0
Jones	6	-	-	-	0	0	2	0	0	0	0
Brigham	23	2-6	0-2	2-4	6	2	0	2	1	0	6
Dare	27	7-13	-	3-5	10	2	0	1	3	0	17
Withers	1	1-3	-	-	1	0	0	0	0	0	2
Hammons	21	1-6	1-5	-	3	2	1	0	1	1	3
Holland	25	5-10	-	1-3	1	3	1	1	0	1	11
Moses	19	0-1	-	1-2	2	0	8	0	1	1	1
Wise	1	-	-	-	0	0	0	0	0	0	0
Team											1
TOTALS	200	30-61	7-14	15-22	35	14	12	9	7	4	82
FG% (49.2)		3Pt% (50.0)		FT% (50.0)							

New Mexico	MP	FG-A	3P-A	FT-A	REB	PF	A	TO	B	S	TP
Logan	40	5-15	1-4	5-6	4	3	3	2	0	2	16
Williams	30	4-11	2-5	2-2	6	5	0	4	0	0	12
Brown	37	3-9	2-6	2-2	4	1	1	2	0	1	10
Thomas	1	-	-	-	0	0	0	0	0	0	0
LaMar	4	-	-	-	1	2	0	0	0	0	2
Neves	34	2-7	0-4	3-3	6	3	3	0	1	7	10
Jaxon	27	5-9	-	-	3	3	0	1	4	0	10
Griego	12	2-4	-	-	3	1	2	1	1	0	4
Milford	1	1-2	1-2	-	0	0	0	1	0	0	3
Heffner	14	2-3	-	2-2	2	4	0	2	0	1	6
Team											4
TOTALS	200	24-60	6-21	14-15	33	22	9	13	5	5	68
FG% (40.0)		3Pt% (28.6)		FT% (93.3)							

Attendance: 13,532 Technical Fouls: None
 Officials: Moreau, Pitts, Steed

George Washington	42	40	-	82
New Mexico	34	34	-	68

NCAA WEST REGION 1ST ROUND
New Mexico 54
Virginia 57
March 18, 1994 / Sacramento, Calif.

New Mexico	MP	FG-A	3P-A	FT-A	REB	PF	A	TO	B	S	TP
Smith	32	7-12	2-3	4-7	5	2	2	1	0	1	20
Brown	38	5-15	2-7	-	5	3	4	2	0	1	12
White	37	5-15	1-9	1-1	5	2	1	3	0	1	12
Pritchett	10	0-12	-	-	0	0	0	2	0	1	0
LaMar	34	2-4	-	-	8	4	0	2	2	1	4
Neves	35	2-10	1-6	1-2	7	2	1	1	0	1	6
Griego	3	0-1	-	-	1	0	0	0	0	0	0
Hayden	6	-	-	-	1	0	0	0	0	0	0
Schorstein	5	0-1	-	-	0	0	0	0	0	0	0
Willis											4
Team											4
TOTALS	200	21-60	6-25	6-10	36	13	8	11	2	6	54
FG% (35.0)		3Pt% (24.0)		FT% (60.0)							

Virginia	MP	FG-A	3P-A	FT-A	REB	PF	A	TO	B	S	TP
Burrough	38	9-19	0-1	2-6	8	1	1	2	1	0	20
Parker	35	1-5	0-1	-	4	1	2	2	1	0	2
Robinson	28	2-8	-	2-2	6	3	1	1	1	3	6
Havlicek	1	-	-	-	0	0	0	0	0	0	0
Deane	38	6-12	3-6	3-4	3	0	2	1	1	2	18
Williford	18	2-7	0-2	1-2	8	4	1	1	0	0	5
Barnes	20	2-5	-	-	4	0	0	2	1	0	4
Alexander	17	-	-	-	2	0	0	0	0	0	0
Powell	5	1-1	-	-	1	2	0	1	0	0	2
Davis	25	5-9	-	-	2	3	0	0	2	1	10
Team											4
TOTALS	200	23-57	3-10	8-14	40	11	7	10	5	5	57
FG% (40.4)		3Pt% (30.0)		FT% (57.1)							

Attendance: 16,477
 Technical Fouls: None
 Officials: Valentine, Rodeheffer, Schumer

New Mexico	28	26	-	54
Virginia	24	33	-	57

NCAA EAST REGION 1ST ROUND
Kansas State 48
New Mexico 69
March 15, 1996 / Richmond, Va.

Kansas St.	MP	FG-A	3P-A	FT-A	REB	PF	A	TO	B	S	TP
Young	37	1-6	0-1	2-2	1	2	0	6	0	0	4
Davis	23	3-10	-	1-3	8	2	2	1	1	0	7
Eaker	22	3-6	-	0-2	3	3	0	2	2	0	6
Hatcher	36	2-14	2-4	8-10	5	2	2	1	0	1	14
May	26	3-6	-	1-1	4	3	0	1	0	0	7
Griffin	1	-	-	-	0	0	0	0	0	0	0
Swartzendruber	17	0-1	0-1	-	2	1	2	3	0	0	0
Gavin	2	-	-	-	0	0	0	0	0	0	0
Hill	3	-	-	-	0	0	0	0	0	0	0
Marsh	1	-	-	-	0	0	0	0	0	0	0
Rhodes	1	-	-	-	0	0	0	0	0	0	0
Dies	29	3-9	-	3-4	8	0	0	0	1	1	9
Williams	2	-	-	1-4	0	0	0	0	0	0	1
Team											11
TOTALS	200	15-52	2-6	16-26	42	13	6	14	2	2	48
FG% (28.8)		3Pt% (33.3)		FT% (61.5)							

New Mexico	MP	FG-A	3P-A	FT-A	REB	PF	A	TO	B	S	TP
Shields	35	8-18	3-7	6-7	10	3	2	1	0	4	25
Schorstein	37	5-10	3-7	1-2	3	2	3	0	0	2	14
Thomas	10	2-3	-	-	4	4	1	1	1	1	4
Smith	34	7-19	1-6	-	4	1	4	2	0	2	15
Gibson	37	2-2	1-1	-	3	3	3	2	0	1	5
Franklin	1	0-2	0-1	-	0	0	0	0	0	0	0
White	1	-	-	-	0	0	0	0	0	0	0
Carruthers	1	0-1	-	-	1	0	0	0	0	0	0
Olney	12	0-2	0-2	-	0	2	2	0	0	0	0
Paddock	1	-	-	-	0	1	0	0	0	0	0
Santiago	7	-	-	2							

NCAA EAST REGION 2ND ROUND

Louisville 64
New Mexico 63
March 16, 1997 / Pittsburgh, Pa.

Louisville	MP	FG-A	3P-A	FT-A	REB	PF	A	TO	B	S	TP
Dantzier	33	2-8	0-0	4-4	6	2	2	2	0	0	8
Johnson	28	3-10	0-2	3-4	5	3	1	0	0	0	9
Sanders	33	4-7	0-1	0-2	6	3	2	1	0	1	8
Sims	22	1-2	0-0	4-4	6	4	2	2	0	0	6
Wheat	36	7-16	5-10	3-3	2	3	2	3	0	0	22
Williams	0+	0-0	0-0	0-0	0	0	0	0	0	0	0
Johnson, J.	4	0-0	0-0	0-0	0	1	0	0	0	0	0
Flynn	28	1-4	0-3	7-8	7	1	2	3	0	0	9
Johnson, E.	7	1-2	0-1	0-0	0	1	0	0	0	0	2
Smith	9	0-0	0-0	0-0	1	3	1	1	0	0	0
TOTALS	200	19-49	5-17	21-25	37	21	12	12	0	1	64
FG% (38.8)		3Pt% (29.4)		FT% (84.0)							

New Mexico	MP	FG-A	3P-A	FT-A	REB	PF	A	TO	B	S	TP
Smith	29	5-15	1-5	5-6	7	2	0	3	2	3	16
Shields	34	4-10	3-8	0-0	6	3	1	2	0	0	11
Thomas	32	2-4	0-1	4-4	3	5	1	3	1	2	8
Long	38	3-5	1-2	2-5	8	1	2	1	0	2	9
Gibson	40	0-4	0-0	2-3	2	2	4	2	0	1	2
Olney	14	3-7	2-6	2-2	3	3	1	0	0	0	10
Schornstein	6	1-2	0-1	0-0	1	2	0	0	0	0	2
Baum	1	0-0	0-0	0-0	0	0	0	0	0	0	0
Santiago	6	1-1	0-0	3-4	0	1	0	0	0	0	5
TOTALS	200	19-48	7-23	18-24	35	19	9	11	3	8	63
FG% (40)		3Pt% (30)		FT% (75)							

Attendance: 17,509

Technical Fouls: None

Officials: Range, Harrington, Sanzere UNM's Record: 25-8

Louisville	31	33	-	64
New Mexico	32	31	-	63

NCAA EAST REGION 1ST ROUND

Butler 62
No. 18 New Mexico 79
March 13, 1998 / Lexington, Ky.

Butler	MP	FG-A	3P-A	FT-A	REB	PF	A	TO	B	S	TP
Neuhouser	20	1-6	0-0	1-4	5	1	1	1	0	1	3
Dudukovich	35	4-12	0-2	2-4	5	3	1	3	0	1	10
van Rijn	20	2-4	0-0	0-0	1	0	0	2	0	0	4
Rogers	34	5-8	1-3	0-0	3	2	8	4	0	2	11
Frazier	29	5-11	0-1	0-0	8	3	0	0	1	1	10
Graves, M.	30	7-14	3-10	0-0	2	2	0	0	0	1	17
Marshall	18	2-5	0-0	0-0	5	5	0	1	0	0	4
Gleseck	3	0-0	0-0	0-0	0	0	0	0	0	0	0
Jordan	5	1-2	1-2	0-0	1	1	0	0	0	0	3
Graves, A.	2	0-0	0-0	0-0	0	0	0	0	0	0	0
Hirschy	1	0-0	0-0	0-0	0	0	0	0	0	0	0
Pflugner	1	0-0	0-0	0-0	0	0	0	0	0	0	0
Hicks	1	0-1	0-1	0-0	0	0	0	0	0	0	0
Myers	1	0-0	0-0	0-0	0	0	1	0	0	0	0
TOTALS	200	27-63	5-19	3-8	31	17	11	11	1	6	62
FG% (42.9)		3Pt% (26.3)		FT% (37.5)							

New Mexico	MP	FG-A	3P-A	FT-A	REB	PF	A	TO	B	S	TP
Long	40	9-21	0-4	4-4	5	1	2	2	0	3	22
Thomas	25	1-4	1-3	0-0	5	5	4	3	0	0	3
Davis	0+	0-0	0-0	0-0	0	0	0	0	0	0	0
Henry	35	2-4	1-3	9-10	2	2	5	3	0	2	14
Shields	40	5-14	3-8	4-5	9	2	1	3	1	0	17
Gibson	22	2-4	0-0	0-0	3	1	1	1	0	0	4
Baum	25	5-8	3-3	1-2	6	0	0	0	0	0	14
Starkey	13	1-3	1-1	2-2	7	0	1	1	1	1	5
Andrews	0+	0-0	0-0	0-0	0	0	0	0	0	0	0
White	0+	0-0	0-0	0-0	0	0	0	0	0	0	0
Noce	0+	0-1	0-0	0-0	0	0	0	0	0	0	0
TOTALS	200	25-59	9-22	20-23	41	11	14	13	2	6	79
FG% (42.4)		3Pt% (40.9)		FT% (87.0)							

Attendance: 15,622

Technical Fouls: None

Officials: Hillary, McDonald, Shows UNM's Record: 24-7

Butler	24	38	-	62
New Mexico	31	48	-	79

NCAA TOURNAMENT 2ND ROUND

No. 21 Syracuse 56
No. 18 New Mexico 46
March 15, 1998 / Lexington, Ky.

Syracuse	MP	FG-A	3P-A	FT-A	REB	PF	A	TO	B	S	TP
Blackwell	36	3-9	0-0	2-2	10	1	3	1	0	1	8
Burgan	40	7-14	0-3	6-7	10	2	2	2	1	1	20
Thomas	35	5-10	0-0	2-2	11	4	0	2	4	0	12
Hart	39	1-11	1-7	0-1	7	2	4	2	0	2	3
Janulis	37	4-12	2-7	0-1	8	3	4	1	0	0	10
Ovcina	9	1-4	1-2	0-0	2	0	0	0	0	0	3
Griffin	4	0-2	0-0	0-0	1	0	0	0	0	1	0
TOTALS	200	21-62	4-19	10-13	49	12	13	8	5	5	56
FG% (33.9)		3Pt% (21.1)		FT% (76.9)							

New Mexico	MP	FG-A	3P-A	FT-A	REB	PF	A	TO	B	S	TP
Shields	40	3-11	2-9	2-3	5	1	2	0	0	0	10
Baum	6	0-2	0-1	0-0	2	0	0	0	1	0	0
Thomas	39	4-16	0-0	4-5	12	2	2	2	3	2	12
Gibson	35	2-4	1-1	2-2	2	4	2	2	0	1	7
Long	40	3-12	1-6	4-4	11	2	1	2	0	2	11
Henry	35	2-9	2-8	0-0	3	3	1	2	0	0	6
Starkey	5	0-1	0-0	0-0	0	11	0	0	0	0	0
TOTALS	200	14-55	6-25	12-14	36	13	8	9	3	5	46
FG% (25.5)		3Pt% (24.0)		FT% (85.7)							

Attendance: 13,220

Technical Fouls: None

Officials: Range, Wood, Hillary

UNM's Record: 24-8

Syracuse	24	32	-	56
New Mexico	18	28	-	46

NCAA WEST REGION 1ST ROUND

Missouri 59
No. 25 New Mexico 61
March 11, 1999 / Denver, Colo.

New Mexico	MP	FG-A	3P-A	FT-A	REB	PF	A	TO	B	S	TP
Davis*	35	3-4	0-0	1-3	7	2	2	0	2	0	7
Thomas*	39	5-14	1-6	9-11	10	5	1	3	4	0	20
Long*	40	7-17	2-4	1-2	12	0	2	1	0	1	17
Henry*	36	4-15	3-10	0-0	2	1	2	1	0	0	11
Robinson II*	32	3-6	0-1	0-0	3	4	4	3	0	2	6
Walker	5	0-0	0-0	0-0	2	0	0	1	0	0	0
Hannah	13	0-5	0-0	0-0	4	0	3	2	0	1	0
TOTALS	200	22-61	6-21	11-16	45	12	14	12	6	4	61
FG% (36.1)		3Pt% (28.6)		FT% (68.8)							

Missouri	MP	FG-A	3P-A	FT-A	REB	PF	A	TO	B	S	TP
White*	27	6-19	1-3	3-4	12	4	2	2	1	0	16
Hardge*	30	4-11	0-0	2-3	8	3	2	2	0	0	10
Doiling*	27	1-8	0-0	2-2	5	0	2	2	1	2	4
Graver*	39	2-6	2-6	0-0	3	1	3	0	0	4	6
Woods*	32	5-12	1-5	0-0	2	1	1	1	1	1	11
Gilbert	15	2-5	0-3	0-0	1	1	0	0	2	0	4
Hafer	9	0-4	0-0	0-0	2	5	3	1	0	0	0
Parker	3	0-1	0-0	0-0	1	0	0	0	0	0	0
Schumacher	18	4-6	0-0	0-0	6	2	0	0	2	0	8
TOTALS	200	24-72	4-17	7-9	45	17	13	8	7	7	59
FG% (33.3)		3Pt% (23.5)		FT% (77.8)							

Attendance: 16,237

Technical Fouls: None

Officials: Scagliotta, Bova, Jones UNM's Record: 25-8

New Mexico	34	27	-	61
Missouri	28	31	-	59

NCAA WEST REGION 2ND ROUND

No. 3 Connecticut 78
No. 25 New Mexico 56
March 13, 1999 / Denver, Colo.

New Mexico	MP	FG-A	3P-A	FT-A	REB	PF	A	TO	B	S	TP
Davis*	21	0-1	0-0	2-2	4	2	0	1	0	0	2
Thomas*	30	0-6	0-3	1-2	11	4	1	2	2	2	1
Long*	40	4-18	2-5	5-5	6	1	1	1	0	2	15
Henry*	34	3-7	2-6	0-0	2	3	0	3	0	0	8
Robinson II*	39	1-13	0-6	7-8	1	3	6	2	0	0	9
Lightfoot	3	0-1	0-1	0-0	0	1	0	0	0	0	0
Walker	29	7-11	0-0	7-8	6	2	0	1	0	0	21
Hannah	4	0-0	0-0	0-0	0	0	0	0	0	0	0
TOTALS	200	15-57	4-21	22-25	33	16	8	10	2	4	56
FG% (26.3)		3Pt% (19.0)		FT% (88.0)							

Connecticut	MP	FG-A	3P-A	FT-A	REB	PF	A	TO	B	S	TP
Freeman*	29	4-6	0-0	1-2	5	2	0	1	0	0	9
Hamilton*	33	7-18	1-5	6-6	5	1	1	2	2	1	21
Voskuhl*	20	1-4	0-0	2-2	9						

NCAA EAST REGION 1ST ROUND

Montana 57
No. 8/10 New Mexico 62
March 18, 2010 / San Jose, Calif.

Montana	MP	FG-A	3P-A	FT-A	REB	PF	A	TO	B	S	TP
McGillis*	7	0-1	0-1	0-0	0-0-0	1	2	1	0	0	0
Qvale*	37	12-16	0-0	2-4	3-10-13	4	2	1	0	0	26
Staudacher*	31	2-7	2-7	0-0	0-1-1	3	1	0	0	0	6
Cherry*	27	3-9	2-3	0-0	0-2-2	4	4	1	0	3	8
Johnson*	35	1-12	0-4	4-6	1-0-1	3	2	4	0	0	6
Young	10	0-1	0-1	0-0	0-1-1	1	0	0	0	0	0
Taylor	15	1-3	0-2	0-0	0-0-0	1	0	1	0	0	2
Stockton	3	0-0	0-0	0-0	0-2-2	2	2	0	0	0	0
Selvig	32	3-4	2-3	1-2	3-6-9	1	4	4	0	1	9
Banny	2	0-1	0-0	0-0	1-0-1	1	0	0	0	1	0
Ward	1	0-0	0-0	0-0	0-0-0	0	0	0	0	0	0
Team					3-4-7						
TOTALS	200	22-54	6-21	7-12	11-26-37	21	17	12	2	5	57
FG% (40.7)		3Pt% (28.6)		FT% (58.3)							

New Mexico	MP	FG-A	3P-A	FT-A	REB	PF	A	TO	B	S	TP
Hardeman*	25	3-6	0-0	1-3	1-1-2	4	0	0	1	1	7
Martinez*	40	7-17	3-10	2-3	2-4-6	2	4	0	2	1	19
Hobson*	38	4-8	0-3	3-6	2-9-11	2	6	2	0	2	11
Gary*	32	4-9	0-0	7-10	1-1-2	1	3	3	0	1	15
McDonald*	36	3-6	2-5	0-1	1-1-2	2	0	0	0	1	8
Adams	2	0-1	0-0	0-0	1-1-2	0	0	0	0	0	2
Garth	10	0-2	0-1	0-0	1-0-1	0	1	1	0	1	0
Fenton	2	0-1	0-1	0-0	0-0-0	1	0	0	0	0	0
Brown	15	1-3	0-0	0-0	0-3-3	2	0	0	0	1	2
Team					1-1-2						
TOTALS	200	22-53	5-20	13-23	10-21-31	14	14	6	3	8	62
FG% (41.5)		3Pt% (25.0)		FT% (56.5)							

Attendance: 15,427 Technical Fouls: None
Officials: Whitehead, Padilla, Lusk UNM's Record: 30-4

Montana	29	28	-	57
New Mexico	28	34	-	62

GAME NOTES

- There were 11 lead changes and 6 ties in the game
- Lobos used a 17-0 run early in the second half to take a 14-point lead
- Gary started his 96th straight game
- Hobson recorded 14th double-double of the season
- Lobos advance to second round of NCAA Tournament for first time since 1999
- Lobos set school records for wins (30) and road wins (13)
- The 30 wins ties an MWC record set by UNLV in 2006-07

NCAA EAST REGION 2ND ROUND

Washington 82
No. 8/10 New Mexico 64
March 20, 2010 / San Jose, Calif.

Washington	MP	FG-A	3P-A	FT-A	REB	PF	A	TO	B	S	TP
Bryan-Amaning*	26	7-10	0-0	1-4	3-6-9	1	1	1	2	0	15
Holiday*	27	2-7	1-2	0-0	1-6-7	4	4	0	3	3	5
Thomas*	28	5-14	4-7	1-2	0-2-2	2	7	2	0	2	15
Gaddy*	21	2-3	0-0	1-1	0-0-0	1	3	1	0	0	5
Pondexter*	30	7-12	0-0	4-4	3-2-5	3	1	1	0	0	18
Overton	21	3-6	0-2	0-0	1-2-3	2	1	0	0	0	6
Trent	3	1-1	0-0	0-0	0-3-3	0	0	0	0	0	2
Suggs	10	2-2	1-1	0-0	0-0-0	0	1	0	0	0	5
Turner	19	3-8	2-5	2-3	0-2-2	1	1	0	0	1	10
Breshers	3	0-0	0-0	0-1	0-0-0	2	1	0	0	0	0
Sherrers	1	0-0	0-0	0-2	0-0-0	0	0	0	0	0	0
Gant	11	0-3	0-0	1-2	2-2-4	2	1	0	2	0	1
Team					2-3-5						
TOTALS	200	32-66	8-17	10-20	12-28-40	18	21	5	7	6	82
FG% (48.5)		3Pt% (47.1)		FT% (50.0)							

New Mexico	MP	FG-A	3P-A	FT-A	REB	PF	A	TO	B	S	TP
Hardeman*	31	2-6	0-0	0-3	3-2-5	3	0	0	0	0	4
Martinez*	30	3-10	2-7	2-3	0-3-3	3	0	1	0	0	10
Hobson*	33	5-11	1-2	0-2	2-7-9	4	2	4	0	0	11
Gary*	32	11-20	0-1	3-5	2-2-4	1	4	2	0	1	25
McDonald*	24	1-4	1-3	0-0	1-2-3	2	0	2	0	0	3
Dennis	2	0-1	0-1	0-0	0-0-0	0	0	0	0	0	0
Adams	5	0-0	0-0	0-0	0-1-1	2	0	1	0	0	0
Garth	18	2-7	0-2	1-2	0-1-1	1	1	0	0	0	5
Fenton	8	1-2	1-1	0-0	0-1-1	1	0	1	0	0	3
Brown	17	1-5	0-0	1-2	3-3-6	1	0	0	1	0	3
Team					2-3-5						
TOTALS	200	26-66	5-17	7-17	13-25-38	18	7	11	1	1	64
FG% (39.4)		3Pt% (29.4)		FT% (41.2)							

Attendance: 16,044 Technical Fouls: None
Officials: Eades, Driscoll, Sanzere UNM's Record: 30-5

Washington	44	38	-	82
New Mexico	32	32	-	64

GAME NOTES

- Gary started his 97th straight game; tied career-high with 25 points
- UNM used tie six times and the lead changed three times
- UNM's 44 1st half points were most allowed in the first half this season
- The 18-point loss is UNM's largest since Feb. 2, 2008, a 79-60 loss at UNLV
- UNM used the same starting lineup for all 35 games in 2009-10

NCAA WEST REGION 2ND ROUND

Long Beach State 68
No. 21/22 New Mexico 75
March 15, 2012 / Portland, Ore.

Long Beach St.	MP	FG-A	3P-A	FT-A	REB	PF	A	TO	B	S	TP
Phelps*	25	3-8	0-0	0-2	3-2-5	2	0	3	1	1	6
Ennis*	37	6-10	0-1	1-1	2-5-7	4	5	2	1	2	13
Robinson*	37	6-15	0-0	0-1	8-6-14	1	1	3	0	1	12
Anderson*	17	2-5	1-3	0-0	0-1-2	2	0	1	0	1	5
Ware*	36	5-19	2-9	5-7	0-3-3	3	6	2	0	0	17
Pappageorge	5	0-1	0-1	0-0	0-0-0	2	0	0	0	0	0
Caffey	25	5-6	1-2	0-0	1-0-1	1	0	1	0	1	11
Dervisevic	18	1-1	0-0	2-3	0-3-4	4	1	3	0	0	4
Shepherd	0+	0-0	0-0	0-0	0-0-0	0	0	0	0	0	0
Team					2-0-2						
TOTALS	200	28-65	4-16	8-14	16-20-36	19	13	15	2	6	68
FG% (43.1)		3Pt% (25.0)		FT% (57.1)							

New Mexico	MP	FG-A	3P-A	FT-A	REB	PF	A	TO	B	S	TP
Hardeman*	15	1-2	0-0	1-2	0-0-0	3	0	2	0	1	3
Gordon*	36	7-10	0-0	4-6	5-8-13	2	1	1	1	0	18
Greenwood*	27	3-6	2-5	4-4	0-4-4	1	4	2	2	1	12
Williams*	35	6-11	2-5	2-2	1-2-3	3	5	2	1	2	16
Snell*	18	0-4	0-3	0-0	0-0-0	0	2	0	0	1	0
Fenton	13	2-4	1-3	0-0	1-2-3	1	3	4	0	0	5
McDonald	10	1-2	1-2	0-0	0-0-0	1	2	0	0	0	3
Walker	20	2-7	1-3	6-8	0-4-4	2	1	2	1	0	11
Bairstow	26	3-4	0-0	1-2	0-3-3	3	1	1	2	1	7
Team					0-1-1						
TOTALS	200	25-50	7-21	18-24	7-24-31	16	19	14	7	6	75
FG% (50.0)		3Pt% (33.3)		FT% (75.0)							

Attendance: 17,050 Technical Fouls: None
Officials: Eades, George, Nester UNM's Record: 28-6

Long Beach State	29	39	-	68
New Mexico	33	42	-	75

GAME NOTES

- Gordon records 18th double-double
- 28th win ties for second-most in program history
- Williams' 3-pointer put the Lobos up 62-61 and he also scored on a drive to put UNM up 70-66

NCAA WEST REGION 3RD ROUND

No. 21/22 New Mexico 56
No. 17/18 Louisville 59
March 17, 2012 / Portland, Ore.

New Mexico	MP	FG-A	3P-A	FT-A	REB	PF	A	TO	B	S	TP
Hardeman*	29	4-7	0-0	0-1	3-3-6	1	0	2	0	0	8
Gordon*	35	8-15	1-1	4-5	9-5-14	2	2	1	0	1	21
Greenwood*	27	0-4	0-3	0-0	0-3-3	2	1	2	1	0	0
Williams*	37	5-11	1-5	0-0	2-1-3	3	5	2	0	2	11
Snell*	21	1-5	1-5	0-0	0-2-2	0	2	2	0	0	3
Adams	4	0-0	0-0	0-0	0-0-0	0	0	0	0	1	0
Fenton	11	2-6	0-3	0-0	0-1-1	0	1	0	0	1	4
McDonald	11	1-3	1-3	0-0	0-0-0	1	1	0	0	0	3
Walker	14	2-7	1-3	0-0	0-2-2	1	1	3	0	0	5
Bairstow	11	0-0	0-0	1-2	1-2-3	2	0	1	1	0	1
Team					2-0-2						
TOTALS	200	23-58	5-23	5-8	17-19-36	12	13	13	2	5	56
FG% (39.7)		3Pt% (21.7)		FT% (62.5)							

INDIVIDUAL

Points

New Mexico

26 - Ron Nelson vs. New Mexico State (1968)
 25 - Clayton Shields vs. Kansas State (1996)
 25 - Dairese Gary vs. Washington (2010)
 24 - Cameron Bairstow vs. Stanford (2014)
 23 - Ron Sanford vs. New Mexico State (1968)
 22 - Alex Kirk vs. Harvard (2013)
 22 - Lamont Long vs. Butler (1998)
 21 - Damion Walker vs. Connecticut (1999)
 21 - Drew Gordon vs. Long Beach State (2012)
 20 - Charles Smith vs. Virginia (1994)
 20 - Kenny Thomas vs. Missouri (2009)

Opponent

25 - Allen Iverson, Georgetown (1996)
 23 - Chasson Randle, Stanford (2014)
 23 - Keith Anderson, Cal State Fullerton (1978)
 22 - DeJuan Wheat, Louisville (1997)
 21 - Richard Hamilton, Connecticut (1999)

FG Made

New Mexico

11 - Ron Sanford vs. New Mexico State (1968)
 11 - Dairese Gary vs. Washington (2010)

Opponent

10 - Don Smith, Dayton (1974)
 10 - Kevin Heenan, Cal State Fullerton (1978)

FG Attempts

New Mexico

23 - Ron Nelson vs. New Mexico State (1968)

Opponent

20 - Don Smith, Dayton (1974)

FG% (5 made)

New Mexico

85.7 (6-7) - Mark Saiers vs. San Francisco (1974)

Opponent

100.0 (7-7) - Terry O'Brien, Santa Clara (1968)

3FG Made

New Mexico

3 - Greg Schornstein vs. Kansas State (1996)
 3 - Clayton Shields vs. Kansas State (1996)
 3 - Clayton Shields vs. Louisville (1997)
 3 - Clayton Shields vs. Butler (1998)
 3 - Ben Baum vs. Butler (1998)
 3 - Kevin Henry vs. Missouri (1999)
 3 - Alfred Neale vs. Villanova (2005)
 3 - Hugh Greenwood vs. Stanford (2014)

Opponent

5 - Kwame Evans, George Washington (1993)
 5 - DeJuan Wheat, Louisville (1997)
 5 - Laurent Rivard, Harvard (2013)

3FG Attempts

New Mexico

10 - Kevin Henry vs. Missouri (1999)

Opponent

11 - Allen Iverson, Georgetown (1996)

FT Made

New Mexico

9 - Kevin Henry vs. Butler (1998)
 9 - Kenny Thomas vs. Missouri (1999)

Opponent

8 - Elliot Hatcher, Kansas State (1996)

FT Attempts

New Mexico

11 - Cameron Bairstow vs. Harvard (2013)
 11 - Kenny Thomas vs. Missouri (1999)
 10 - Kenny Thomas vs. Old Dominion (1997)
 10 - Kevin Henry vs. Butler (1998)

Opponent

10 - Elliot Hatcher, Kansas State (1996)

FT% (6 made)

New Mexico

1.000 (8-8) - Ron Nelson vs. NMSU (1968)

Opponent

1.000 (6-6) - Alvin Pearsall, George Washington (1993)

Rebounds

New Mexico

14 - Drew Gordon vs. Louisville (2012)
 14 - Mark Saiers vs. Idaho State (1974)
 13 - Drew Gordon vs. Long Beach State (2012)
 12 - Alex Kirk vs. Harvard (2013)
 12 - Bernard Hardin vs. Dayton (1974)
 12 - Kenny Thomas vs. Syracuse (1998)
 12 - Lamont Long vs. Missouri (1999)
 12 - Danny Granger vs. Villanova (2005)
 11 - Lamont Long vs. Syracuse (1998)
 11 - Kenny Thomas vs. Connecticut (1999)
 11 - Darington Hobson vs. Montana (2010)

Opponent

17 - Byron Houston, Oklahoma State (1991)
 14 - T.J. Robinson, Long Beach State (2012)
 12 - Albert White, Missouri (1999)
 12 - Edmund Saunders, Connecticut (1999)
 12 - Curtis Sumpter, Villanova (2005)

Assists

New Mexico

6 - Mark Saiers vs. Idaho State (1974)
 6 - Greg Schornstein vs. Georgetown (1996)
 6 - Darington Hobson vs. Montana (2010)

Opponent

12 - Mark Linden, Cal State Fullerton (1978)

Blocks

New Mexico

4 - Khari Jaxon vs. George Washington (1993)
 4 - Kenny Thomas vs. Missouri (1999)

Opponent

4 - Jahidi White, Georgetown (1996)
 4 - Etan Thomas, Syracuse (1998)

Steals

New Mexico

5 - Wendell Taylor vs. Dayton (1974)

Opponent

6 - Mike Linden, Cal State Fullerton (1978)

TEAM

Points

New Mexico

85 vs. Cal State Fullerton (1978)

Opponent

90 - Cal State Fullerton (1978)

FG Made

New Mexico

37 vs. Cal State Fullerton (1978)

Opponent

36 - Cal State Fullerton (1978)

FG Attempts

New Mexico

76 vs. Idaho State (1974)

72 vs. Cal State Fullerton (1978)

Opponent

72 - Missouri (1999)
 66 - Idaho State (1974) / Washington (2010)

FG Pct.

New Mexico

53.1 (26-49) vs. San Francisco (1974)

Opponent

62.1 (36-58) - Cal State Fullerton (1978)

3FG Made

New Mexico

9 vs. Butler (1998)

Opponent

8 - Harvard (2013)
 8 - Washington (2010)
 8 - Stanford (2014)

3FG Attempts

New Mexico

25 vs. Virginia (1994)
 25 vs. Syracuse (1998)
 25 vs. Villanova (2005)

Opponent

29 - Villanova (2005)

3FG Pct.

New Mexico

40.9 (9-22) vs. Butler (1998)

Opponent

53.3 (8-15) - Stanford (2014)

FT Made

New Mexico

22 vs. Connecticut (1999)

20 vs. Butler (1998)

Opponent

22 - Oklahoma State (1991)

FT Attempts

New Mexico

29 vs. Santa Clara (1968)

Opponent

32 - Santa Clara (1968)

FT% (10 made)

New Mexico

93.3 (14-15) vs. Geo. Washington (1993)

Opponent

84.0 (21-25) - Louisville (1997)

Rebounds

New Mexico

45 vs. Missouri (1999)

47 vs. Dayton (1974)

Opponent

49 - Santa Clara (1968)

49 - Syracuse (1998)

Assists

New Mexico

19 vs. Long Beach State (2012)

Opponent

24 - Cal State Fullerton (1978)

Blocks

New Mexico

7 vs. Old Dominion (1997)

7 vs. Long Beach State (2012)

Opponent

7 - George Washington (1993)

7 - Missouri (1999)

7 - Washington (2010)

Steals

New Mexico

12 vs. Harvard (2013)


Opponent

13 - Georgetown (1996)

New Mexico has been in the NIT 19 times, including a tournament-record seven straight appearances, between 1984-90. The Lobos' top two showings came in 1964 when they finished second to Bradley and fourth place in 1990. UNM came within an eyelash of advancing to New York in 1988, '89, '92 and 2001, losing in the quarterfinals. New Mexico has an 18-20 overall record.

In 2009, the Lobos defeated Nebraska in the first round before narrowly losing at Notre Dame in the second round.

New Mexico has played 21 NIT games in The Pit and drawn 247,519 fans. That's an average of 11,787 per game.



Charlie Thomas led UNM to the 1988 NIT quarterfinals.

UNM HEAD COACHES IN POSTSEASON

Dave Bliss (11-11)	NCAA – 4-7
	NIT – 7-4
Fran Fraschilla (3-3)	NIT – 3-3
Steve Alford (4-6)	NCAA – 2-3
	NIT – 2-3
Bob King (3-5)	NCAA – 0-2
	NIT – 3-3
Gary Colson (3-5)	NIT – 3-5
Norm Ellenberger (2-4)	NCAA – 2-2
	NIT – 0-2
Craig Neal (0-1)	NCAA – 0-1
Ritchie McKay (0-1)	NCAA – 0-1

NEW MEXICO IN THE NIT (18-20)

	Site	Attendance
1964 (Bob King) UNM 65, Drake 60 UNM 72, NYU 65 Bradley 86, UNM 54 (final)	New York New York New York	15,137
1965 (Bob King) St. John's 61, UNM 54	New York	17,045
1967 (Bob King) UNM 66, Syracuse 64 Rutgers 65, UNM 60	New York New York	11,578
1973 (Norm Ellenberger) Virginia Tech 65, UNM 63	New York	
1979 (Norm Ellenberger) Texas A&M 79, UNM 68	Albuquerque	18,038
1984 (Gary Colson) Lamar 64, UNM 61	Albuquerque	12,971
1985 (Gary Colson) UNM 80, Texas A&M 67 Fresno State 66, UNM 55	Albuquerque Fresno, Calif.	10,295 10,132
1986 (Gary Colson) Texas 69, UNM 66	Albuquerque	14,687
1987 (Gary Colson) Oregon State 85, UNM 82	Albuquerque	11,983
1988 (Gary Colson) UNM 86, Pepperdine 75 UNM 78, Oregon 59 Ohio State 68, UNM 65	Albuquerque Albuquerque Albuquerque	7,241 11,137 14,022
1989 (Dave Bliss) UNM 91, Santa Clara 76 UNM 86, Pepperdine 69 St. Louis 66, UNM 65	Albuquerque Albuquerque Albuquerque	10,547 14,040 15,993
1990 (Dave Bliss) UNM 87, Oregon 78 UNM 90, Oklahoma State 88 UNM 80, Hawaii 58 St. Louis 80, UNM 73 Penn State 83, UNM 81 (OT)	Albuquerque Albuquerque Albuquerque New York New York	10,007 11,203 15,534 9,204 12,198
1992 (Dave Bliss) UNM 90, Louisiana Tech 84 UNM 79, Washington State 71 Virginia 76, UNM 71	Albuquerque Albuquerque Richmond, Va.	8,669 11,184 11,092
2000 (Fran Fraschilla) UNM 64, South Florida 58 Wake Forest 72, UNM 65	Albuquerque Winston-Salem, N.C.	4,639 10,146
2001 (Fran Fraschilla) UNM 83, Baylor 73 UNM 81, Pepperdine 78 Memphis 81, UNM 63	Albuquerque Albuquerque Memphis, Tenn.	11,451 16,278 15,238
2002 (Fran Fraschilla) Minnesota 96, UNM 62	Minneapolis, Minn.	4,097
2008 (Steve Alford) Cal 68, UNM 66	Berkeley, Calif.	1,906
2009 (Steve Alford) UNM 83, Nebraska 71 Notre Dame 70, UNM 68	Albuquerque, N.M. Notre Dame, Ind.	7,974 3,013
2011 (Steve Alford) UNM 69, UTEP 57 Alabama 74, UNM 67	Albuquerque, N.M. Tuscaloosa, Ala.	9,626 6,821

ALL-TIME LETTERMEN

2018-19 LOBO BASKETBALL

Table listing all-time lettermen with columns for Name, Years, Games Played (G-GS), Points (FG, FGA, PCT), Rebounds (3FG, 3FGA, Pct), Assists (FT, FTA, Pct), and other stats (Reb, Avg, A, TO, B, S, Min, Pts, Avg). Includes names like Phil Abney, Chad Adams, George Adams, etc.



15 NCAA APPEARANCES *WAC CHAMPIONS 1964, 1968, 1974, 1978, 1993, 1994, 1996

NAME	G-GS	FG	FGA	PCT	3FG	3FGA	Pct	FT	FTA	Pct	Reb	Avg	A	TO	B	S	Min	Pts	Avg	NAME	G-GS	FG	FGA	PCT	3FG	3FGA	Pct	FT	FTA	Pct	Reb	Avg	A	TO	B	S	Min	Pts	Avg		
Totals	32-22	64	178	.360	14	72	.195	45	65	.693	126	3.5	102	67	6	22	854	187	5.8	1976-77	30	52	111	.468	-	-	40	67	.597	65	2.2	78	-	-	-	557	144	4.8			
Hugh Carlisle	1911-12																																								
Bill Cates	1957-58	23	40	110	.364	-	-	32	71	.451	117	-	-	-	-	-	-	112	4.8	Totals	98	194	469	.414	-	-	117	181	.646	190	1.9	226	-	-	-	1867	505	5.2			
Byron Caton	1953-54	10	2	16	.125	-	-	8	11	.727	7	0.7	-	-	-	-	-	12	1.2	Greg Davis	1997-98	23-0	18	41	.439	5	17	.294	4	5	.800	29	1.3	10	10	8	4	176	45	2.0	
1954-55	16	16	54	.295	-	-	-	41	59	.695	23	1.4	-	-	-	-	-	73	4.6	Totals	1998-99	34-10	46	76	.605	0	5	.000	28	52	.538	145	4.3	41	24	29	17	771	120	3.5	
1955-56	14	5	10	.500	-	-	-	13	18	.722	10	0.7	-	-	-	-	-	23	1.6	Totals	57-10	64	116	.547	5	22	.227	32	57	.566	174	3.1	51	34	37	21	947	160	2.9		
Totals	40	23	80	.288	-	-	-	62	88	.705	40	1.0	-	-	-	-	-	108	2.7	Steve Davis	1974-75	23	8	27	.296	-	-	18	30	.600	32	1.5	10	-	-	-	-	-	241	34	1.5
Dale Caton	1956-57	26	35	122	.287	-	-	32	48	.667	59	2.3	-	-	-	-	-	102	3.9	Totals	1975-76	27	27	48	.563	-	-	14	28	.500	32	1.2	19	-	-	-	-	-	239	68	2.5
1957-58	24	47	159	.296	-	-	-	19	35	.543	50	2.1	-	-	-	-	-	113	4.7	1976-77	21	31	52	.596	-	-	25	47	.532	58	2.8	22	-	-	-	-	271	87	4.1		
1958-59	19	16	57	.280	-	-	-	16	25	.640	29	1.5	-	-	-	-	-	85	4.4	Totals	71	66	127	.520	-	-	57	105	.543	122	1.7	51	-	-	-	-	-	751	189	2.7	
Totals	69	98	338	.290	-	-	-	67	108	.620	138	2.0	-	-	-	-	-	300	4.3	Richard Day	1944																				
Jimmy Caton	1958-59	18	29	84	.345	-	-	34	54	.629	90	-	-	-	-	-	-	92	5.1	Warren Deakins	1933-35																				
Johnny Caton	1941-42																																								
Aamad Cerami	1942																																								
William Chadwick	1949																																								
Eric Chadfield	2000-01	34-34	136	353	.385	35	115	.304	132	211	.626	131	3.9	95	63	6	21	1106	439	12.9	Dan DeHart	1945-46																			
2001-02	30-29	122	273	.447	40	107	.374	79	112	.705	75	2.5	91	57	9	32	988	363	12.1	Jim DeKoltz	1945																				
Totals	64-63	258	626	.412	75	222	.338	211	323	.654	206	3.2	186	120	15	53	2094	802	12.5	Deshawn Delaney	2013-14	34-23	72	134	.537	16	48	.333	19	39	.487	137	4.0	55	23	9	23	680	179	5.3	
Robert Chavis	1963																																								
Tom Childers	1938																																								
David Chioiti	2002-03	28-20	45	82	.549	0	0	.000	20	39	.513	112	4.0	23	20	16	12	582	110	3.9	2014-15	30-29	135	273	.495	16	43	.372	65	98	.663	159	5.3	60	51	18	39	871	351	11.7	
2003-04	27-25	125	228	.548	0	0	.000	88	125	.704	143	5.3	44	47	14	16	803	338	12.5	Totals	64-52	207	407	.509	32	91	.352	84	137	.613	296	4.6	115	74	27	62	1551	530	8.3		
2004-05	33-33	129	239	.540	1	4	.250	83	119	.697	169	5.1	49	66	20	27	902	342	10.4	Terry DeLaPorte	1965-66	8	0	0	.000	-	-	0	0	.000	1	0.1	-	-	-	-	-	-	0	0.0	
2005-06	30-30	128	246	.520	5	21	.238	94	152	.618	188	6.3	70	59	24	21	979	355	11.8	Patrick Dennehy	2000-01	33-2	36	83	.434	0	1	.000	11	27	.407	138	4.2	13	24	17	12	417	83	2.5	
Totals	118-108	427	795	.537	6	25	.240	285	438	.651	612	5.2	186	192	74	76	3,266	1,145	9.7	Totals	2001-02	30-28	131	258	.508	1	2	.500	56	89	.629	225	7.5	22	61	22	31	835	319	10.6	
Albert Clancy	1906-07																																								
Gilder Clary	1940																																								
1954-55	7	2	8	.250	-	-	-	4	10	.400	2	0.3	-	-	-	-	-	8	1.1	Curtis Dennis	2009-10	31-0	31	89	.348	10	48	.208	12	19	.632	37	1.2	11	10	1	12	247	84	2.7	
Paul Cleveland	1965-66	12	2	6	.333	-	-	4	7	.571	3	0.3	-	-	-	-	-	8	0.7	2010-11	10-3	10	27	.370	3	15	.200	6	8	.750	6	0.6	7	4	0	3	94	29	2.9		
Chester Clemens	1940																																								
John Cocubinsky	1944																																								
Francis Coffey	1959-60	25	81	211	.384	-	-	65	84	.774	178	7.1	-	-	-	-	-	227	9.1	2011-12	41-3	41	116	.353	13	63	.206	18	27	.667	43	1.0	18	14	1	15	341	113	2.8		
1960-61	21	34	93	.366	-	-	-	32	51	.627	80	3.8	-	-	-	-	-	100	4.6	Troy DeVries	2003-04	22-21	75	169	.444	54	121	.446	31	48	.646	64	2.9	65	41	1	15	696	235	10.7	
1961-62	13	8	42	.190	-	-	-	21	30	.700	33	2.6	-	-	-	-	-	37	2.8	2004-05	33-33	119	263	.452	93	206	.451	33	62	.632	78	2.4	4	63	1	27	1,011	364	11.0		
Totals	59	123	346	.355	-	-	-	118	165	.715	291	4.9	-	-	-	-	-	364	6.2	Totals	55-54	194	432	.449	147	327	.450	64	110	.582	142	2.6	149	104	2	42	1,707	599	10.9		
Kris Collins	1942, 1947-48																																								
2004-05	19-18	55	108	.509	3	25	.120	39	68	.574	41	2.2	56	43	2	23	464	152	8.0	Moustapha Diagne	2001-02	23-16	17	27	.630	0	0	.000	13	18	.722	47	2.0	0	16	20	6	219	47	2.0	
2005-06	30-18	52	125	.416	5	27	.185	46	68	.676	63	2.1	70	54	7	28	676	155	5.2	Mike Diemeier	1960-61	17	21	58	.362	-	-	7	12	.583	17	1.0	-	-	-	-	-	-	49	2.9	
Totals	49-36	107	233	.459	8	52	.154	85	136	.625	104	2.1	126	97	9	51	1,140	307	6.3	1961-62	21	64	191	.335	-	-	33	48	.688	54	2.6	-	-	-	-	-	-	16	7.7		
Paul Connelly	1983-84	7-0	1	2	.500	-	-	2	5	.400	0	0.0	0	0	0	0	0	13	4	0.6	1962-63	21	22	60	.367	-	-	11	18	.611	17	0.8	-	-	-	-	-	-	55	2.6	
1985-86	2-0	0	0	.000	0	0	.000	0	0	.000	0	0.0	0	0	0	0	0	2	0	0.0	Totals	59	107	309	.346	-	-	51	78	.654	88										

ALL-TIME LETTERMEN

2018-19 LOBO BASKETBALL

NAME	G-GS	FG	FGA	PCT	3FG	3FGA	Pct	FT	FTA	Pct	Reb	Avg	A	TO	B	S	Min	Pts	Avg	NAME	G-GS	FG	FGA	PCT	3FG	3FGA	Pct	FT	FTA	Pct	Reb	Avg	A	TO	B	S	Min	Pts	Avg	
Darryl Faulkner	1979-80	17-0	5	18	.278	-	-	6	7		29	1.8	2	3	1	1	177	16	0.9	1952-53	25	63	167	.378	-	-	63	80	.788	89	3.6	-	-	-	-	189	7.6			
Mike Faulkner	1970-71	26	142	291	.488	-	-	53	115	.461	185	7.1	22	-	-	-	803	337	13.0	1953-54	21	41	150	.272	-	-	54	70	.771	93	4.4	-	-	-	-	136	6.2			
Totals	52	311	634	.491	-	-	-	142	285	.498	435	8.4	51	-	-	-	1737	764	14.7	Totals	46	104	317	.328	-	-	117	150	.780	182	4.0	-	-	-	-	325	7.1			
Adlai Feather																				Pete Good																				
Bob Feather																				1927-29																				
Mark Felix	1977-78	28-6	42	95	.442	-	-	46	65	.708	49	1.8	88	38	0	23	421	130	4.6	1924-15	19-0	45	124	.363	10	39	256	19	31	.613	43	2.3	17	15	1	8	254	119	6.3	
1978-79	29-15	39	100	.390	-	-	-	55	73	.753	45	1.6	90	55	2	16	534	134	4.6	Myrl Goodwin																				
Totals	57-21	81	195	.415	-	-	-	101	138	.732	94	1.6	178	93	2	39	955	264	4.6	1956-57	16	67	190	.353	-	-	72	105	.686	138	8.6	-	-	-	-	-	206	12.9		
Jamal Fenton	2009-10	34-0	37	97	.381	18	56	.321	26	41	.634	42	1.2	37	34	0	20	394	118	3.5	1957-58	24	97	301	.322	-	-	89	124	.718	182	7.6	-	-	-	-	-	283	11.7	
2010-11	32-2	53	155	.342	27	87	.310	40	55	.727	48	1.5	62	44	0	32	541	173	5.4	Totals	40	164	491	.334	-	-	161	229	.703	320	8.0	-	-	-	-	-	-	-	489	12.2
2011-12	35-6	83	172	.483	32	84	.381	28	42	.667	46	1.3	84	43	1	37	586	226	6.5	Drew Gordon																				
2012-13	32-1	40	119	.336	19	70	.271	22	42	.524	39	1.2	42	23	0	28	464	121	3.8	2010-11	26-19	138	262	.527	0	0	0.000	61	90	.678	273	10.5	16	61	34	14	729	337	13.0	
Totals	133-9	213	543	.392	96	297	.303	116	180	.644	175	1.3	225	144	1	117	1985	638	4.8	Totals	61-53	326	609	.535	2	2	1.000	164	227	.722	661	10.8	59	143	69	53	1807	818	13.4	
Cruz Fernandez																				2011-12	35-34	188	347	.542	2	2	1.000	103	137	.752	388	11.1	43	82	35	39	1078	481	13.7	
Collins Ferris	2003-04	19-1	9	24	.375	4	13	.308	11	13	.846	16	0.8	7	10	0	4	124	33	1.7	Totals	61-53	326	609	.535	2	2	1.000	164	227	.722	661	10.8	59	143	69	53	1807	818	13.4
Dan Ficek	1961-62	4	1	10	.100	-	-	0	1	.000	6	1.5	-	-	-	-	-	2	0.5	John Grannis																				
1962-63	15	1	6	.167	-	-	-	0	5	.000	12	0.8	-	-	-	-	-	2	0.1	1961-62	18	38	110	.345	-	-	20	25	.800	72	4.0	-	-	-	-	-	96	5.3		
Totals	19	2	16	.125	-	-	-	0	6	.000	18	0.9	-	-	-	-	-	4	0.2	1962-63	12	8	27	.296	-	-	5	8	.625	17	1.4	-	-	-	-	-	31	1.7		
John Fifield	1971-72	15	13	23	.565	-	-	4	12	.333	9	1.1	-	-	-	-	-	6	0.7	Totals	30	46	137	.336	-	-	25	33	.758	89	3.0	-	-	-	-	-	-	-	127	4.2
Ken Fisher	1964-65	8	3	4	.750	-	-	0	2	.000	9	1.1	-	-	-	-	-	6	0.7	Francis Grant																				
1965-66	8	2	4	.500	-	-	-	2	3	.667	2	0.3	-	-	-	-	-	6	0.7	1959-60	25	201	458	.439	-	-	79	122	.648	191	7.6	-	-	-	-	-	481	19.2		
1966-67	12	3	8	.375	-	-	-	5	7	.714	11	0.9	-	-	-	-	-	11	0.9	1960-61	23	158	370	.427	-	-	76	115	.661	196	8.5	-	-	-	-	-	392	17.1		
Totals	28	8	16	.571	-	-	-	7	12	.583	22	0.7	-	-	-	-	-	23	0.8	1961-62	26	150	357	.419	-	-	110	150	.733	161	6.2	-	-	-	-	-	410	15.8		
Creighton Foraker																				1962-63	74	509	1185	.430	-	-	265	387	.685	548	7.4	-	-	-	-	-	1283	17.3		
Don Ford	1972-73	27	80	190	.421	-	-	25	34	.735	112	3.8	-	-	-	-	-	587	185	6.9	Kelly Graves																			
Marty Frain	1959-60	2	0	4	.000	-	-	2	2	1.000	1	0.5	-	-	-	-	-	2	1.0	1985-86	31	20	99	.222	-	-	16	21	.765	83	2.7	84	31	0	9	803	214	6.9		
Kavossy Frank	1995-96	17-3	12	44	.273	6	17	.353	10	17	.588	26	1.5	17	7	0	7	170	40	2.4	1986-87	34-34	123	273	.451	71	166	428	26	34	.762	87	2.6	76	27	4	21	1067	344	10.1
Nelson Franse	1982-83	16-3	35	73	.479	-	-	11	11	1.000	15	0.9	16	8	0	0	274	81	5.1	1987-88	36-36	214	492	.435	39	140	279	139	172	.808	245	6.8	136	99	11	70	1208	606	16.8	
1983-84	35-35	174	312	.558	-	-	-	31	37	.838	85	2.4	60	30	0	27	1199	379	10.8	Totals	100-102	650	1429	.455	86	272	316	359	453	.792	622	5.8	354	297	46	203	3641	1745	16.2	
1983-84	35-35	174	312	.558	-	-	-	31	37	.838	85	2.4	60	30	0	27	1199	379	10.8	Frank Greenleaf																				
1983-84	35-35	174	312	.558	-	-	-	31	37	.838	85	2.4	60	30	0	27	1199	379	10.8	Hugh Greenwood																				
1983-84	35-35	174	312	.558	-	-	-	31	37	.838	85	2.4	60	30	0	27	1199	379	10.8	2011-12	33-29	69	166	.416	36	106	.340	34	49	.694	123	3.7	83	34	15	28	765	208	6.3	
Stanley Frogge																				2012-13	35-35	85	206	.413	40	112	.357	34	56	.607	175	5.0	83	44	16	47	998	244	7.0	
Chester Fuller	1971-72	21	45	112	.402	-	-	59	78	.756	49	2.3	28	-	-	-	309	149	7.1	2013-14	31-31	67	167	.401	39	118	.331	20	31	.645	157	5.1	105	30	9	27	986	193	6.2	
1972-73	26	125	249	.502	-	-	-	62	85	.729	63	2.4	51	-	-	-	673	312	12.0	2014-15	31-31	121	345	.351	72	211	.341	47	62	.758	165	5.3	101	58	21	47	1,094	361	11.6	
Totals	47	170	361	.471	-	-	-	121	163	.742	112	2.4	79																											

NAME	G-GS	FG	FGA	PCT	3FG	3FGA	Pct	FT	FTA	Pct	Reb	Avg	A	TO	B	S	Min	Pts	Avg	NAME	G-GS	FG	FGA	PCT	3FG	3FGA	Pct	FT	FTA	Pct	Reb	Avg	A	TO	B	S	Min	Pts	Avg		
Bernard Hardin	2007-08	31-18	47	107	439	7	27	.259	38	51	.745	56	1.8	72	40	3	25	639	139	4.5	2014-15	29-2	38	80	.475	2	21	.095	23	42	.548	72	2.5	87	32	1	15	605	101	3.5	
1972-73	27	146	330	.442	-	-	-	46	95	.484	185	6.9	52	-	-	-	757	338	12.5	2015	26-0	9	19	.474	4	5	.800	6	9	.667	40	1.5	39	18	1	10	251	28	1.1		
1973-74	28	200	374	.535	-	-	-	80	129	.620	165	5.9	36	-	-	-	758	480	17.1	Totals	55-2	47	99	.475	6	26	.231	29	51	.569	112	2.0	126	50	2	25	856	129	2.3		
Totals	55	346	704	.491	-	-	-	126	224	.563	350	6.4	88	-	-	-	1515	818	14.9	Antino Jackson	2017-18	33-23	112	275	.407	69	178	.388	51	67	.761	98	2.1	151	80	0	47	774	344	10.4	
Ira Harge	1962-63	25	196	362	.542	-	-	135	214	.631	331	13.2	-	-	-	-	527	21.1	Khari Jaxon	1990-91	25-12	78	134	.582	0	0	.000	26	75	.347	98	3.9	13	42	23	22	460	182	7.3		
1963-64	29	175	405	.432	-	-	-	139	214	.649	305	10.5	-	-	-	-	489	16.8	1991-92	33-33	138	218	.633	3	4	.750	46	98	.469	245	7.4	28	50	109	38	1028	325	9.9			
Totals	54	371	767	.484	-	-	-	274	428	.640	636	11.8	-	-	-	-	1016	18.8	1992-93	31-31	152	269	.565	2	4	.500	49	133	.368	229	7.4	43	66	88	47	1010	355	11.5			
L.M. Harkness																				Totals	89-76	368	621	.593	5	8	.625	121	306	.395	572	6.4	84	158	220	107	2498	862	9.7		
Jackson Harris																				Damien Jefferson	2016-17	29-6	60	137	.438	9	42	.214	24	49	.490	68	2.3	29	33	4	11	437	153	5.3	
Jalen Harris	2016-17	31-18	47	107	439	7	27	.259	38	51	.745	56	1.8	72	40	3	25	639	139	4.5	Everette Jefferson	1978-79	29-27	160	355	.451	-	-	-	75	116	.647	115	4.0	81	57	10	34	769	395	13.6
Johnnie Harris	2007-08	33-9	40	63	.635	0	0	.000	10	24	.417	62	1.9	13	22	4	6	403	90	2.7	1979-80	18-18	110	258	.426	-	-	-	77	109	.706	106	5.9	103	72	9	35	657	297	16.5	
Ralph Harryman	1958-59	22	63	190	.331	-	-	33	45	.733	68	3.1	-	-	-	-	159	7.2	Totals	47-45	270	613	.440	-	-	-	152	225	.676	221	4.7	184	129	19	69	1426	692	14.7			
1959-60	11	16	39	.410	-	-	-	12	13	.923	17	1.5	-	-	-	-	44	4.0	Corey Jenkins	1992-93	30-1	46	145	.317	20	76	.263	35	48	.729	67	2.2	53	35	1	18	574	147	4.9		
Totals	33	79	229	.345	-	-	-	45	58	.776	85	2.6	-	-	-	-	203	6.2	Aaron Johnson	2006-07	32-24	80	145	.552	0	4	.000	42	88	.477	235	7.3	44	35	11	10	670	202	6.3		
Jeff Hart	2002-03	28-5	32	82	.390	25	69	.362	10	17	.588	27	1.0	23	16	2	5	443	99	3.5	John Johnson	1970-71	26	111	240	.463	-	-	-	61	75	.813	141	5.4	18	-	-	-	733	283	10.9
2003-04	18-0	8	17	.471	4	8	.500	2	2	1.000	7	0.4	6	4	0	3	93	22	1.2	1970-71	26	111	240	.463	-	-	-	61	75	.813	141	5.4	18	-	-	-	733	283	10.9		
2004-05	24-4	9	31	.290	6	26	.231	8	10	.800	13	0.5	11	7	1	5	152	32	1.3	Marvin Johnson	1976-77	29-28	220	462	.476	-	-	-	122	154	.792	174	6.0	65	-	9	16	954	573	19.8	
2005-06	27-3	33	86	.384	29	77	.377	2	4	.500	16	0.6	28	8	1	16	386	97	3.6	1977-78	28-28	270	497	.543	-	-	-	133	171	.778	167	6.0	48	79	5	26	910	673	24.0		
Totals	97-12	82	216	.380	64	180	.356	22	33	.667	63	0.6	60	35	4	29	1,074	250	2.6	Totals	57-57	490	959	.511	-	-	-	255	325	.785	341	6.0	113	-	14	42	1864	1246	21.9		
Bill Harvey	1981-82	24-4	46	99	.465	-	-	11	14	.786	12	0.5	29	19	1	5	280	103	4.3	Michael Johnson	1979-80	18-16	76	150	.507	-	-	-	38	67	.567	116	6.4	40	62	1	19	665	190	10.6	
Dale Hawk	1959-60	5	11	34	.324	-	-	3	5	.600	38	7.6	-	-	-	-	25	5.0	1980-81	11-7	25	58	.431	-	-	-	11	24	.548	23	2.1	13	18	1	3	246	61	5.5			
1960-61	9	11	41	.268	-	-	-	5	13	.385	30	3.3	-	-	-	-	27	3.0	1982-83	29-20	89	193	.461	-	-	-	63	108	.583	135	4.7	76	74	4	29	827	241	8.3			
Totals	14	22	75	.293	-	-	-	8	18	.444	68	4.9	-	-	-	-	52	3.9	Totals	58-43	190	401	.474	-	-	-	112	199	.563	274	4.7	129	154	6	51	1738	492	8.5			
Brian Hayden	1991-92	26-0	9	21	.429	0	0	.000	17	28	.607	45	1.7	7	11	3	10	239	35	1.4	Jim Johnston	1963-64	6	2	5	.400	-	-	-	0	0	.000	3	0.5	-	-	-	-	4	0.7	
1992-93	11-0	6	7	.857	0	0	.000	3	10	.300	9	0.8	1	3	0	1	28	15	1.4	1964-65	10	3	7	.429	-	-	-	4	6	.667	4	0.4	-	-	-	10	1.0				
1993-94	23-0	38	68	.559	0	0	.000	26	47	.553	89	3.9	5	7	7	11	253	102	4.6	1965-66	18	22	43	.512	-	-	-	33	44	.750	24	1.3	-	-	-	77	4.2				
1994-95	30-28	101	186	.543	0	0	.000	65	102	.637	144	4.8	21	40	8	19	691	267	8.9	Totals	34	27	55	.490	-	-	-	37	50	.740	31	0.9	-	-	-	-	91	2.7			
Totals	90-28	154	292	.527	0	0	.000	111	187	.594	287	3.2	34	61	18	41	1211	419	4.7	Zeke Johnson	2000-01	27-0	37	104	.356	9	36	.250	26	49	.531	57	2.1	9	20	8	19	368	109	4.0	
John Hayes																				Clayborn Jones	1961-62	17	59	139	.424	-	-	-	55	91	.604	136	8.0	-	-	-	-	173	10.2		
Clarence Heald	1903, 1908																			1903-04																					
Joe Heald	1914																			Jack Jones																					
Trent Heffner	1991-92	14-0	6	13	.462	0	0	.000	3	7	.429	15	1.1	5	4	0	1	86	15	1.1	Larry Jones	1966-67	5	1	2	.500	-	-	-	0	0	.000	2	0.4	-	-	-	-	2	0.4	
1992-93	25-1	15	30	.500	0	0	.000	12	24	.500	60	2.4	9	16	2	7	288	42	1.7	1967-68	12	4	12	.333	-	-	-	2	5	.400	8	0.7	-	-	-	-	10	0.8			
Totals	39-1	21	43	.488	0	0	.000	15	31	.484	75	1.9	14	20	2	8	374	57	1.5	Totals	17	5	14	.357	-	-	-	2	5	.400	10	0.6	-	-	-	-	12	0.7			
Jerome Henderson	1979-80	13-10	62	127	.488	-	-	30	47	.638	85	6.5	5	42	13	5	381	154	11.8	Ogle Jones																					
1980-81	23-21	140	247	.567	-	-	-	50	77	.649	180	7.8	6	42	39	21	738	330	14.3	Michael Jordan	2000-01	10-0	0	6	.000	0	3	.000	4	4	1.000	5	0.5	1	3	0	0	17	4	0.4	
Totals	36-31	202	374	.540	-	-	-	80	124	.645	265	7.4	11	84	52	26	1119	484	13.4	Phil Jordan	1961-62	15	8	26	.308	-	-	-	6	9</											

Table with columns: NAME, G-GS, FG, FGA, PCT, 3FG, 3FGA, Pct, FT, FTA, Pct, Reb, Avg, A, TO, B, S, Min, Pts, Avg, NAME, G-GS, FG, FGA, PCT, 3FG, 3FGA, Pct, FT, FTA, Pct, Reb, Avg, A, TO, B, S, Min, Pts, Avg. Lists player statistics for various years.

Table of player statistics for the 2018-19 season, including columns for Name, G-55, FG, FGA, PCT, 3FG, 3FGA, Pct, FT, FTA, Pct, Reb, Avg, A, TO, B, S, Min, Pts, Avg.

Table of player statistics for all-time lettermen, including columns for Name, G-55, FG, FGA, PCT, 3FG, 3FGA, Pct, FT, FTA, Pct, Reb, Avg, A, TO, B, S, Min, Pts, Avg.

NAME	G-GS	FG	FGA	PCT	3FG	3FGA	Pct	FT	FTA	Pct	Reb	Avg	A	TO	B	S	Min	Pts	Avg	NAME	G-GS	FG	FGA	PCT	3FG	3FGA	Pct	FT	FTA	Pct	Reb	Avg	A	TO	B	S	Min	Pts	Avg		
Tony Snell																				Bob Toppert																					
2010-11	34-7	47	129	.364	29	84	.345	25	34	.735	65	1.9	30	29	6	6	595	148	4.4	1972-73	9	4	5	.800	-	-	-	7	8	.875	6	0.7	3	-	-	-	27	15	1.7		
2011-12	35-35	120	268	.448	72	186	.387	54	65	.831	94	2.7	82	53	13	18	895	366	10.5	1973-74	29	54	114	.474	-	-	-	27	43	.628	52	1.8	63	-	-	-	346	135	4.7		
2012-13	35-35	144	341	.422	64	164	.390	86	102	.843	92	2.6	101	72	17	29	1093	438	12.5	1974-75	18	71	173	.410	-	-	-	41	47	.872	54	3.0	37	-	-	-	425	183	10.2		
Totals	69-42	167	397	.421	101	270	.374	79	99	.798	159	2.3	112	82	19	24	1490	514	7.4	Totals	56	129	292	.442	-	-	-	75	98	.765	112	2.0	103	-	-	-	798	333	5.9		
Mark Snow																				Chad Toppert																					
1981-82	20-15	43	92	.467	-	-	-	34	51	.667	93	4.7	11	30	18	3	393	120	6.0	2005-06	28-0	19	53	.358	14	43	.326	3	4	.750	20	0.7	7	3	0	6	157	55	1.9		
1982-83	10-1	2	13	.154	-	-	-	3	8	.375	18	1.8	2	1	0	4	7	0.7	2006-07	32-14	100	214	.467	85	183	.464	19	24	.792	83	2.6	26	14	1	15	772	304	9.5			
Totals	30-16	45	105	.429	-	-	-	37	59	.627	111	3.7	13	31	19	3	436	127	4.2	2007-08	33-13	107	228	.469	85	177	.480	42	53	.792	104	3.2	48	24	5	10	836	341	10.3		
John Somogyi																				2008-09	34-1	105	251	.418	82	203	.404	75	91	.824	110	3.2	38	26	4	8	824	367	10.8		
1969-70	17	72	168	.429	-	-	-	48	62	.774	31	1.8	42	-	-	-	491	192	11.3	Totals	127-28	331	746	.444	266	606	.439	139	172	.808	317	2.5	120	67	10	36	2,589	1,067	8.4		
Stuart Sonne																				Chris Tower																					
1958-59	2	2	11	.181	-	-	-	2	4	.500	2	1.0	-	-	-	-	6	3.0	1988-89	15-0	12	35	.343	1	2	.500	8	12	.667	22	1.5	4	6	3	1	97	33	2.2			
Mark Southard																				Bill Townsend																					
1955-56	11	2	14	.143	-	-	-	1	4	.250	8	0.7	-	-	-	-	5	0.4	1943, 1947																						
Marv Spallina																				1927																					
1951-52																				Ralph Trigg																					
1952-53	25	84	221	.380	-	-	-	98	137	.715	109	4.4	-	-	-	-	266	10.6	1931-32																						
1953-54	22	79	203	.389	-	-	-	64	97	.660	78	3.5	-	-	-	-	222	10.1	1933																						
Totals	47	163	424	.384	-	-	-	162	234	.692	187	4.0	-	-	-	-	488	10.4	1931-32																						
Keith Sponholz																				1911-13																					
1963-64	8	3	13	.230	-	-	-	3	5	.600	21	2.6	-	-	-	-	9	1.1	1950-51	24	71	206	.345	-	-	-	41	53	.773	39	1.5	15	-	-	-	-	-	-	183	7.6	
1964-65	11	3	8	.375	-	-	-	2	6	.333	10	0.9	-	-	-	-	8	0.7	1951-52																						
1965-66	9	1	2	.500	-	-	-	0	2	.000	3	0.3	-	-	-	-	2	0.2	Aher Uguak																						
Totals	28	7	23	.304	-	-	-	5	13	.385	34	1.2	-	-	-	-	19	0.7	2016-17	19-2	7	20	.350	1	8	.125	8	15	.533	14	0.7	7	13	1	5	140	23	1.2			
Frank Springer																				C. Underwood																					
1903																				1944, 1947																					
Tom Starkey																				1954-55	6	2	9	.222	-	-	-	1	1	1.000	6	1.0	-	-	-	-	-	-	5	0.8	
1997-98	11-0	5	19	.263	1	5	.200	2	2	1.000	13	1.2	7	32	2	3	53	13	1.2	Jack Waldron																					
Tony Steffan																				1954-55	24	82	237	.345	-	-	-	75	107	.700	105	4.4	-	-	-	-	-	-	-	239	9.9
1988-89	10-0	4	8	.500	2	4	.500	0	3	.000	2	0.2	0	1	1	2	15	10	1.0	1955-56	8	8	30	.200	-	-	-	16	21	.762	17	2.1	-	-	-	-	-	-	-	28	4.0
1989-90	10-0	4	8	.500	2	6	.333	3	4	.750	4	0.4	0	1	0	1	20	13	1.3	Totals	32	88	267	.330	-	-	-	91	128	171	122	3.8	-	-	-	-	-	-	-	267	8.3
Totals	20-0	8	16	.500	4	10	.400	3	7	.429	6	0.3	0	2	1	3	35	23	1.2	Damion Walker																					
Steve Stephens																				1998-99	29-24	89	170	.524	0	6	.000	104	133	.782	129	4.4	24	49	15	8	548	282	9.7		
1969-70	21	16	42	.381	-	-	-	13	21	.619	37	1.8	5	-	-	-	211	45	2.1	1999-00	32-32	131	237	.553	1	7	.143	140	173	.809	194	6.1	20	74	31	18	904	403	12.6		
Michael Stewart																				Totals	61-56	220	407	.541	1	13	.008	244	306	.797	323	5.3	44	123	46	26	1452	685	11.2		
1970-71	26	41	111	.369	-	-	-	30	62	.484	129	5.0	25	-	-	-	573	112	4.3	2011-12	35-1	75	193	.389	28	81	.346	80	106	.755	97	2.8	62	54	2	12	588	258	7.4		
1971-72	26	44	117	.376	-	-	-	16	26	.615	83	3.2	15	-	-	-	429	104	4.0	2012-13	23-4	36	102	.353	20	50	.400	23	36	.639	27	1.2	15	30	4	12	354	115	5.0		
1972-73	27	55	114	.482	-	-	-	24	31	.774	99	3.7	23	-	-	-	339	134	5.0	Totals	58-5	111	295	.376	48	131	.366	103	142	.725	124	2.1	77	84	6	24	942	373	6.4		
Totals	79	140																																							

NAME	G-GS	FG	FGA	PCT	3FG	3FGA	Pct	FT	FTA	Pct	Reb	Avg	A	TO	B	S	Min	Pts	Avg
2015-16	2-0	0	1	.000	0	0	.000	4	6	.667	3	1.5	0	1	0	1	28	4	2.0
Totals	38-30	76	166	.458	5	19	.263	57	82	.695	109	2.9	21	48	20	18	737	214	5.6
Don Williams																			
1958-59	5	13	39	.333	-	-	-	9	20	.450	18	3.6	-	-	-	-	-	35	7.0
Ike Williams																			
1990-91	30-28	74	186	.398	15	52	.289	27	43	.628	91	3.0	91	77	2	22	571	190	6.3
1991-92	33-33	147	356	.413	54	172	.314	56	77	.727	112	3.4	69	63	5	29	799	404	12.2
1992-93	31-31	187	389	.481	71	155	.458	47	74	.635	136	4.4	75	88	6	27	945	492	15.9
Totals	94-92	408	931	.438	140	379	.369	130	194	.670	339	3.6	235	228	13	78	2315	1086	11.6
Jamaal Williams																			
2001-02	28-3	98	189	.519	1	4	.250	19	50	.380	142	5.1	8	25	12	20	564	216	7.7
2002-03	28-14	130	261	.498	4	20	.200	52	93	.559	144	5.1	34	42	5	25	667	316	11.3
Totals	56-17	228	450	.507	5	24	.208	71	143	.497	286	5.1	42	67	17	45	1231	532	9.5
Jim Williams																			
1955-56	3	1	1	1.000	-	-	-	0	1	.000	2	0.7	-	-	-	-	-	2	0.6
Jim Williams																			
1977-78	14-0	6	15	.400	-	-	-	7	14	.500	12	0.9	2	7	1	1	48	19	1.4
1978-79	22-0	22	54	.407	-	-	-	29	41	.707	53	2.4	5	23	1	3	179	71	3.2
1979-80	28-26	93	210	.443	-	-	-	114	155	.735	207	7.4	24	67	6	14	942	300	10.7
Totals	64-26	121	279	.434	-	-	-	150	210	.714	272	4.3	31	97	8	18	1169	390	6.1
Kendall Williams																			
2010-11	35-34	122	269	.454	55	129	.426	107	149	.718	106	3.0	141	71	6	49	1066	406	11.6
2011-12	34-32	127	286	.444	39	110	.355	117	150	.780	112	3.3	142	75	5	46	1014	410	12.1
2012-13	34-32	126	310	.406	48	138	.348	153	200	.765	120	3.5	166	72	3	38	1170	453	13.3
2013-14	34-34	151	351	.430	62	162	.389	179	228	.785	121	3.6	168	68	2	53	1200	544	16.0
Totals	137-132	526	1216	.433	205	539	.380	556	727	.765	459	3.4	617	286	16	186	4450	1813	13.2
Ricky Williams																			
1974-75	21	35	90	.389	-	-	-	33	49	.673	31	1.5	15	-	-	-	300	103	4.9
1975-76	26	127	261	.487	-	-	-	70	94	.745	54	2.1	102	-	-	-	842	324	12.5
Totals	47	162	351	.462	-	-	-	103	143	.720	85	1.8	117	-	-	-	1142	427	9.1
Tim Williams																			
2015-16	32-32	215	356	.604	0	0	.000	109	163	.669	237	7.4	33	48	39	19	1078	539	16.8
2016-17	22-21	149	265	.562	1	5	.200	83	120	.692	152	6.9	33	39	14	12	736	382	17.4
Totals	54-53	364	621	.586	1	5	.200	192	283	.678	389	7.2	66	87	53	31	1814	921	17.1
Wallace Williams																			
1980-81	25-3	26	67	.388	-	-	-	37	44	.840	23	0.9	17	28	1	6	307	89	3.6
Frank Willis																			
1992-93	10-0	6	19	.316	0	0	.000	4	7	.571	9	0.9	1	2	0	1	35	16	1.6
1993-94	12-0	9	20	.450	0	0	.000	3	4	.750	23	1.9	0	0	2	1	47	21	1.8
Totals	22-0	15	39	.385	0	0	.000	7	11	.636	32	1.5	1	2	2	2	82	37	1.7
Joe Willmore																			
1956-57	16	47	121	.388	-	-	-	62	90	.689	58	3.6	-	-	-	-	-	156	9.8
Jonathan Willis																			
2007-08	32-17	35	101	.347	23	60	.383	15	24	.625	31	0.9	39	21	1	12	406	108	3.4
2008-09	34-2	25	55	.455	10	25	.400	14	23	.609	19	0.8	34	18	1	6	358	74	2.2
Totals	66-19	60	156	.385	33	85	.388	29	47	.617	50	0.8	73	39	2	18	764	182	2.8
Britt Wilson																			
1975-76	8	0	4	.000	-	-	-	0	1	.000	1	0.1	3	-	-	-	39	0	0.0
Bruce Wilson																			
1952-53	20	39	108	.360	-	-	-	26	64	.406	96	4.8	-	-	-	-	-	104	5.2
1953-54	22	64	166	.385	-	-	-	42	64	.656	152	6.9	-	-	-	-	-	152	6.9
1954-55	24	49	204	.240	-	-	-	81	137	.595	194	8.1	-	-	-	-	-	179	7.5
Totals	66	152	478	.318	-	-	-	149	265	.563	442	6.7	-	-	-	-	-	435	6.6
Wilber Wilson																			
1926-30																			
Lannie Winters																			
1959-60	25	111	279	.398	-	-	-	47	64	.734	80	3.2	-	-	-	-	-	269	10.8
1960-61	23	90	227	.396	-	-	-	44	54	.815	45	2.0	-	-	-	-	-	224	9.7
Totals	48	201	506	.397	-	-	-	91	118	.771	125	2.6	-	-	-	-	-	493	10.3
Mike Winters																			
1983-84	35-0	32	68	.470	-	-	-	48	60	.800	61	1.7	27	1	19	17	646	112	3.2
1984-85	32-31	85	189	.450	-	-	-	22	34	.647	120	3.8	83	45	12	22	1061	192	6.0
1985-86	31-31	73	171	.427	-	-	-	17	32	.531	158	5.1	122	65	9	28	1061	163	5.3
1986-87	35-35	97	206	.471	35	83	.422	51	72	.708	214	6.1	119	56	6	31	1166	280	8.0
Totals	133-97	287	629	.456	35	83	.422	138	198	.697	553	4.2	351	167	46	98	3934	747	5.6
Oliver Witten																			
1920																			
Ben Wolf																			
1980-81	9-0	1	4	.250	-	-	-	8	8	1.000	3	0.3	0	0	0	1	31	10	1.1
Don Wood																			
1944																			
Rick Wright																			
1969-70	12	10	20	.500	-	-	-	1	4	.250	0	0.0	0	-	-	-	27	21	1.8
1970-71	16	7	18	.389	-	-	-	2	3	.667	3	0.2	1	-	-	-	46	16	1.0
1971-72	12	9	30	.300	-	-	-	1	2	.500	3	0.3	1	-	-	-	44	19	1.4
Totals	40	26	58	.448	-	-	-	4	9	.444	6	0.2	2	-	-	-	117	56	1.4
Bob Zarr																			
1963-64	19	26	62	.419	-	-	-	14	33	.424	37	1.9	-	-	-	-	-	66	3.4
1964-65	14	24	62	.387	-	-	-	19	32	.593	44	3.1	-	-	-	-	-	67	4.7
Totals	33	50	124	.403	-	-	-	33	65	.508	81	2.5	-	-	-	-	-	133	4.1
Les Zerwas																			
1979-80	17-9	10	25	.400	-	-	-	7	10	.700	15	0.9	30	18	0	5	356	27	1.6



ALL-TIME HEAD COACHES




Ralph Hutchinson
1911-17
(32-8, .800)



John McGough
1919
(2-4, .333)




Roy Johnson
1920-31, 1934-40
(165-146, .531)



Tom Churchill
1932-33
(23-12, .657)




Dr. Benjamin Sacks
1941
(5-18, .217)



Willis Barnes
1942-43
(12-30, .286)



George White
1944
(11-2, .846)



Woody Clements
1945-51, 1953-55
(113-119, .487)



Berl Huffman
1952
(6-19, .240)




Bill Stockton
1956-58
(14-57, .197)



Bob Sweeney
1959-62
(21-75, .219)



Bob King
1963-72
(175-89, .663)




Norm Ellenberger
1973-79
(134-62, .684)



Charlie Harrison
1980
(6-22, .214)



Gary Colson
1981-88
(146-106, .579)



Dave Bliss
1989-99
(246-108, .695)



Fran Fraschilla
2000-02
(55-41, .573)




Ritchie McKay
2003-07
(82-69, .543)



Steve Alford
2008-2013
(155-52, .749)



Craig Neal
2013-2017
(76-52, .594)



Paul Weir
2017-present
(19-15, .558)

YEAR	CONFERENCE		ALL		COACH	PLACE
	W	L	W	L		
1932-33	7	5	13	6	Tom Churchill	4th
1933-34	6	4	16	4	Roy Johnson	3rd
1934-35	7	9	10	10	Roy Johnson	3rd
1935-36	11	9	16	10	Roy Johnson	4th
1936-37	10	10	12	14	Roy Johnson	4th
1937-38	6	10	9	16	Roy Johnson	5th
1938-39	4	16	4	21	Roy Johnson	7th
1939-40	2	14	3	22	Roy Johnson	6th
1940-41	4	14	5	17	Dr. Benjamin Sacks	5th
1941-42	7	11	9	13	Willis Barnes	6th
1942-43	1	11	3	17	Willis Barnes	7th
1943-44	3	0	11	2	George White	1st
1944-45	12	0	14	2	Woody Clements	1st
1945-46	13	8	16	9	Woody Clements	4th
1946-47	10	6	11	8	Woody Clements	3th
1947-48	8	8	14	15	Woody Clements	5th
1948-49	7	9	11	12	Woody Clements	6th
1949-50	4	12	5	19	Woody Clements	8th
1950-51	9	7	13	11	Woody Clements	T4th

SKYLINE

YEAR	CONFERENCE		ALL		COACH	PLACE
	W	L	W	L		
1951-52	1	13	6	19	Berl Huffman	8th
1952-53	5	9	10	15	Woody Clements	T5th
1953-54	5	9	12	11	Woody Clements	6th
1954-55	2	12	7	17	Woody Clements	8th
1955-56	5	9	6	16	Bill Stockton	T6th
1956-57	1	13	5	21	Bill Stockton	8th
1957-58	0	14	3	21	Bill Stockton	8th
1958-59	1	13	3	19	Bob Sweeney	T7th
1959-60	3	11	6	19	Bob Sweeney	T6th
1960-61	3	11	6	17	Bob Sweeney	T7th
1961-62	3	11	6	20	Bob Sweeney	T7th

WESTERN ATHLETIC CONFERENCE

YEAR	CONFERENCE		ALL		COACH	PLACE
	W	L	W	L		
1962-63	4	6	16	9	Bob King	4th
1963-64	7	3	23	6	Bob King	T1st
1964-65	5	5	19	8	Bob King	T2nd
1965-66	4	6	16	8	Bob King	5th
1966-67	5	5	19	8	Bob King	T3rd
1967-68	8	2	23	5	Bob King	1st
1968-69	4	6	17	9	Bob King	T5th
1969-70	7	7	13	13	Bob King	T5th
1970-71	4	10	14	12	Bob King	7th
1971-72	7	7	15	11	Bob King	T4th
1972-73	9	5	21	6	Norm Ellenberger	T2nd
1973-74	10	4	22	7	Norm Ellenberger	1st
1974-75	4	10	13	13	Norm Ellenberger	7th
1975-76	8	6	16	11	Norm Ellenberger	4th
1976-77	8	6	19	11	Norm Ellenberger	T3rd
1977-78	13	1	24	4	Norm Ellenberger	1st
1978-79	8	4	19	10	Norm Ellenberger	3rd
1979-80	3	11	6	22	Charlie Harrison	T7th
1980-81	6	10	11	15	Gary Colson	7th
1981-82	7	9	14	14	Gary Colson	6th
1982-83	6	10	14	15	Gary Colson	T7th
1983-84	10	6	24	11	Gary Colson	3rd
1984-85	9	7	19	13	Gary Colson	T3rd
1985-86	8	8	17	14	Gary Colson	5th
1986-87	11	5	25	10	Gary Colson	T3rd
1987-88	8	8	22	14	Gary Colson	T5th
1988-89	11	5	22	11	Dave Bliss	T2nd
1989-90	9	7	20	14	Dave Bliss	5th
1990-91	10	6	20	10	Dave Bliss	3rd
1991-92	11	5	20	13	Dave Bliss	3rd
1992-93	13	5	24	7	Dave Bliss	3rd
1993-94	14	4	23	8	Dave Bliss	1st
1994-95	9	9	15	15	Dave Bliss	T4th
1995-96	14	4	28	5	Dave Bliss	2nd
1996-97	11	5	25	8	Dave Bliss	3rd (Mountain)
1997-98	11	3	24	8	Dave Bliss	2nd (Mountain)
1998-99	9	5	25	9	Dave Bliss	T2nd (Pacific)

MOUNTAIN WEST

YEAR	CONFERENCE		ALL		COACH	PLACE
	W	L	W	L		
1999-00	9	5	18	14	Fran Fraschilla	3rd
2000-01	6	8	21	13	Fran Fraschilla	T5th
2001-02	6	8	16	14	Fran Fraschilla	6th
2002-03	4	10	10	18	Ritchie McKay	7th
2003-04	5	9	14	14	Ritchie McKay	T5th
2004-05	10	4	26	7	Ritchie McKay	2nd
2005-06	8	8	17	13	Ritchie McKay	5th
2006-07	4	12	15	17	Ritchie McKay	T8th
2007-08	11	5	24	9	Steve Alford	3rd
2008-09	12	4	22	12	Steve Alford	T1st
2009-10	14	2	30	5	Steve Alford	1st
2010-11	8	8	22	13	Steve Alford	5th
2011-12	10	4	28	7	Steve Alford	T1st
2012-13	13	3	29	6	Steve Alford	1st
2013-14	15	3	27	7	Craig Neal	2nd
2014-15	7	11	15	16	Craig Neal	8th
2015-16	10	8	17	15	Craig Neal	T4th
2016-17	10	8	17	14	Craig Neal	5th
2017-18	12	6	19	15	Paul Weir	3rd

ALL-TIME RECORD BREAKDOWN

2018-19 LOBO BASKETBALL

Year	Record	Home	Away	Neutral	Year	Record	Home	Away	Neutral	Conf.	Home	Away	Conf.	Tour.	NIT	NCAA
1899-1900	1-0	1-0			1962-63	16-9	12-2	4-7		4-6	3-2	1-4				
1900-01	no team				1963-64	23-6	14-1	7-4	2-1	7-3	5-0	2-3			2-1	
1901-02	2-0	2-0			1964-65	19-8	14-1	4-6	1-1	5-5	4-1	1-4			0-1	
1902-03	1-2	1-2			1965-66	16-8	11-2	5-6		4-6	4-1	0-5				
1903-04	no team				1966-67	19-8	14-1	4-6	1-1	5-5	4-1	1-4			1-1	
1904-05	1-0		1-0		1967-68	23-5	16-2	7-3		8-2	5-0	3-2				0-2
1905-06	2-2	2-2			1968-69	17-9	12-2	5-7		4-6	3-2	1-4				
1906-07	1-1		1-1		1969-70	13-13	10-4	3-7	0-2	7-7	5-2	2-5				
1907-08	5-1	5-1			1970-71	14-12	10-5	4-7		4-10	3-4	1-6				
1908-09	1-0	1-0			1971-72	15-11	12-2	2-7	1-2	7-7	6-1	1-6				
1909-10	2-3	1-3	1-0		1972-73	21-6	13-1	8-4	0-1	9-5	6-1	3-4			0-1	
1910-11	4-1	3-1	1-0		1973-74	22-7	15-0	5-6	2-1	10-4	7-0	3-4				2-1
1911-12	1-2	1-1	0-1		1974-75	13-13	11-4	1-9	1-0	4-10	3-4	1-6				
1912-13	6-0	5-0	1-0		1975-76	16-11	12-4	4-7		8-6	5-2	3-4				
1913-14	0-1		0-1		1976-77	19-11	15-3	4-8		8-6	5-2	3-4				
1914-15	8-1	7-0	1-1		1977-78	24-4	16-1	8-2	0-1	13-1	7-0	6-1				0-1
1915-16	9-2	9-2			1978-79	19-10	15-2	3-8	1-0	8-4	5-0	3-4			0-1	
1916-17	4-1	4-0	0-1		1979-80	6-22	6-12	0-10		3-11	3-4	0-7				
1917-18	no team				1980-81	11-15	8-7	3-8		6-10	4-4	2-6				
1918-19	2-4	2-2	0-2		1981-82	14-14	13-3	1-11		7-9	6-2	1-7				
1919-20	0-3	0-3			1982-83	14-15	13-4	1-11		6-10	5-3	1-7				
1920-21	no team				1983-84	24-11	17-4	5-5	2-2	10-6	6-3	4-3	2-1		0-1	
1921-22	0-2	0-2			1984-85	19-13	14-6	5-6	0-1	9-7	6-2	3-5	1-1		1-1	
1922-23	2-7	2-2	0-5		1985-86	17-14	14-4	2-10	1-0	8-8	6-2	2-6	1-1		0-1	
1923-24	5-3	1-3	4-0		1986-87	25-10	19-4	4-5	2-1	11-5	7-1	4-4	2-1		0-1	
1924-25	12-1	9-0	3-1		1987-88	22-14	19-2	3-9	0-3	8-8	7-1	1-7	0-1		2-1	
1925-26	12-2	8-0	4-2		1988-89	22-11	15-5	6-5	1-1	11-5	6-2	5-3	1-1		2-1	
1926-27	13-4	9-2	4-2		1989-90	20-14	17-3	3-9	0-2	9-7	6-2	3-5	0-1		3-2	
1927-28	12-7	9-7	3-0		1990-91	20-10	15-2	5-7	0-1	10-6	6-2	4-4	0-1			0-1
1928-29	14-9	9-5	5-4		1991-92	20-13	15-5	4-7	1-1	11-5	8-0	3-5	1-1		2-1	
1929-30	16-4	11-3	5-1		1992-93	24-7	15-1	6-5	3-1	13-5	8-1	5-4	3-0			0-1
1930-31	9-7	4-4	5-3		1993-94	23-8	16-1	6-5	1-2	14-4	9-0	5-4	1-1			0-1
1931-32	10-6	5-3	5-3		1994-95	15-15	12-8	3-7		9-9	6-3	3-6	1-1			
1932-33	13-6	6-3	7-3		1995-96	28-5	19-1	8-3	1-1	14-4	8-1	6-3	3-0			1-1
1933-34	16-4	9-3	7-1		1996-97	25-8	18-0	4-6	3-2	11-5M	8-0	3-5	2-1			1-1
1934-35	10-10	6-7	4-3		1997-98	24-8	15-1	6-5	3-2	11-3M	6-1	5-2	2-1			1-1
1935-36	16-10	11-4	5-6		1998-99	25-9	19-1	3-6	3-2	9-5P	6-1	3-4	2-1			1-1
1936-37	12-14	8-7	4-7		1999-00	18-14	13-7	5-6	0-1	9-5	5-2	4-3	0-1		1-1	
1937-38	9-16	6-9	3-7		2000-01	21-13	15-4	4-8	2-1	6-8	4-3	2-5	2-1		2-1	
1938-39	4-21	2-9	2-12		2001-02	16-14	14-5	2-9		6-8	5-2	1-6	0-1		0-1	
1939-40	3-22	3-9	0-13		2002-03	10-18	10-7	0-10	0-1	4-10	4-3	0-7	0-1			
1940-41	5-18	4-8	1-10		2003-04	14-14	14-4	0-9	0-1	5-9	5-2	0-7	0-1			
1941-42	9-13	5-4	3-7	1-2	2004-05	26-7	18-1	5-5	3-1	10-4	7-0	3-4	3-0			0-1
1942-43	3-17	3-9	0-7	0-1	2005-06	17-13	15-2	2-9	0-2	8-8	6-2	2-6	0-1			
1943-44	11-2	9-2	2-0		2006-07	15-17	13-5	1-10	1-2	4-12	3-5	1-7	0-1			
1944-45	14-2	10-2	4-0		2007-08	24-9	16-2	8-6	0-1	11-5	6-2	5-3	0-1		0-1	
1945-46	16-9	12-5	4-4		2008-09	22-12	16-2	6-7	0-3	12-4	8-0	4-4	0-1		1-1	
1946-47	11-8	8-2	3-6		2009-10	30-5	17-1	10-2	3-2	14-2	7-1	7-1	1-1			1-1
1947-48	14-15	11-1	3-14		2010-11	22-13	14-3	6-8	2-2	8-8	5-3	3-5	1-1		1-1	
1948-49	11-12	8-3	1-7	2-2	2011-12	28-7	14-2	8-3	6-2	10-4	6-1	4-3	3-0			1-1
1949-50	5-19	5-4	0-13	0-2	2012-13	29-6	15-1	9-4	5-1	13-3	8-0	5-3	3-0			0-1
1950-51	13-11	9-2	3-7	1-2	2013-14	27-7	13-2	8-3	6-2	15-3	8-1	7-2	3-0			0-1
1951-52	6-19	4-9	2-10		2014-15	15-16	10-5	4-8	1-3	7-11	5-4	2-7	0-1			
1952-53	10-15	8-4	2-9	0-2	2015-16	17-15	12-4	5-7	0-4	10-8	6-3	4-5	0-1			
1953-54	12-11	10-5	2-6		2016-17	17-14	11-4	5-7	1-3	10-8	5-4	5-4	0-1			
1954-55	7-17	5-5	2-12		2017-18	19-15	13-4	4-8	2-3	12-6	8-1	4-5	2-1			
1955-56	6-16	5-6	1-9	0-1	Totals	1,514-1,116	1,084-397	361-617	69-84	478-352	317-98	161-254	40-29	18-20	8-16	
1956-57	5-21	3-7	2-12	0-2	<i>M - WAC Mountain; P - WAC Pacific</i>											
1957-58	3-21	3-12	0-9													
1958-59	3-19	2-10	0-9	1-0												
1959-60	6-19	4-6	1-12	1-1												
1960-61	6-17	6-7	0-10													
1961-62	6-20	4-9	1-11	1-0												

1899-1900 (0-1)
 Feb. 2 Albuquerque Guards L 6-8 Albuquerque

1900-1901 (No Team)

1901-02 (2-0)
 Jan. 17 Albuquerque High School W 10-5 Albuquerque
 Feb. 28 Albuquerque High School W 11-3 Albuquerque

1902-03 (1-2)
 Dec. 12 Albuquerque Minors W 5-4 Albuquerque
 Jan. 23 Albuquerque Minors L 12-16 Albuquerque
 Feb. 6 Albuquerque Minors L 5-16 Albuquerque

1903-04 (No Team)

1904-05 (1-0)
 Dec. 22 New Mexico State W 21-9 Las Cruces, N.M.

1905-06 (2-2)
 Dec. 15 Albuquerque High School L 14-15 Albuquerque
 Jan. 12 Albuquerque Minors L 13-30 Albuquerque
 Jan. 26 New Mexico State W 28-16 Albuquerque
 Feb. 9 Albuquerque High School W 24-19 Albuquerque

1906-07 (1-1)
 Jan. 28 Las Vegas YMCA L 21-28 Las Vegas, N.M.
 Jan. 31 New Mexico State W 18-17 Las Cruces, N.M.

1907-08 (5-1)
 Dec. 27 Albuquerque Indian School W 47-12 Albuquerque
 Jan. 10 Albuquerque Kids W 27-22 Albuquerque
 Jan. 17 Albuquerque Kids L 23-34 Albuquerque
 Jan. 24 Albuquerque Kids W 41-34 Albuquerque
 Feb. 5 Albuquerque High School W 55-26 Albuquerque
 Feb. 12 New Mexico State W 44-25 Albuquerque

1908-09 (1-0)
 Jan. 15 Albuquerque Athletic Club W 31-19 Albuquerque

1909-10 (2-3)
 Dec. 10 Occidental Life L 17-36 Albuquerque
 Jan. 15 New Mexico Highlands W 40-20 Albuquerque
 Jan. 28 Albuquerque High School L 20-36 Albuquerque
 Feb. 4 New Mexico Highlands W 36-13 Las Vegas, N.M.
 Feb. 25 Occidental Life L 30-35 Albuquerque

1910-11 (4-1)
 Jan. 6 New Mexico Highlands W 21-19 Albuquerque
 Jan. 13 Albuquerque High School W 34-12 Albuquerque
 Jan. 27 New Mexico State W 15-9 Las Cruces, N.M.
 Feb. 3 New Mexico State W 18-10 Albuquerque
 Feb. 10 New Mexico Highlands L 11-26 Albuquerque
Coach: Ralph Hutchinson

1911-12 (1-2)
 Jan. 12 Albuq. Business College L 5-12 Albuquerque
 Jan. 19 Albuquerque High School W 23-22 Albuquerque
 Jan. 26 New Mexico Highlands L 12-19 Las Vegas, N.M.
Coach: Ralph Hutchinson

1912-13 (6-0)
 Jan. 11 Albuquerque Indian School W 35-19 Albuquerque
 Jan. 25 El Paso High School W 29-22 Albuquerque
 Feb. 1 New Mexico Highlands W 24-21 Albuquerque
 Feb. 7 Albuquerque High School W 26-25 Albuquerque
 Feb. 15 Albuquerque Indian School W 20-17 Albuquerque
 Feb. 28 New Mexico State W 28-12 Las Cruces, N.M.
Coach: Ralph Hutchinson

1913-14 (0-1)
 Feb. 27 Las Vegas YMCA L 35-43 Las Vegas, N.M.
Coach: Ralph Hutchinson

1914-15 (8-1)
 Jan. 8 Albuquerque High School W 50-18 Albuquerque
 Jan. 16 Western Union W 46-18 Albuquerque
 Jan. 22 Hesselden's Stars W 42-17 Albuquerque
 Jan. 29 Albuq. Business College W 55-15 Albuquerque
 Feb. 8 Albuquerque All-Stars W 38-10 Albuquerque
 Feb. 13 Western New Mexico L 13-39 Silver City, N.M.
 Feb. 15 New Mexico State W 33-29 Las Cruces, N.M.
 Mar. 6 New Mexico Highlands W 44-20 Albuquerque
 Mar. 12 Albuq. Business College W 35-25 Albuquerque
Coach: Ralph Hutchinson

1915-16 (9-2)
 Jan. 15 Albuq. Business College W 70-17 Albuquerque
 Jan. 20 Company 6 W 54-11 Albuquerque
 Jan. 22 New Mexico Mines W 50-20 Albuquerque
 Jan. 26 U.S. Forest Service W 38-20 Albuquerque
 Jan. 28 Albuquerque High School W 80-16 Albuquerque
 Feb. 2 Albuq. Business College W 68-34 Albuquerque
 Feb. 4 Western New Mexico W 32-29 Albuquerque
 Feb. 5 Western New Mexico W 28-20 Albuquerque
 Feb. 11 New Mexico State L 34-37 Albuquerque
 Feb. 12 Albuquerque Indian School W 48-20 Albuquerque
 Mar. 25 Oakland Golds (YMCA) L 41-74 Albuquerque
Coach: Ralph Hutchinson

1916-17 (4-1)
 Jan. 12 Albuquerque Indian School W 53-33 Albuquerque
 Jan. 20 Albuquerque Y.M.C.A W 31-24 Albuquerque
 Jan. 26 Albuquerque High School W 36-23 Albuquerque
 Feb. 1 Arizona W 28-19 Albuquerque
 Feb. 23 New Mexico State L 27-30 Las Cruces, N.M.
Coach: Ralph Hutchinson

1917-18 (No team)

1918-19 (2-4)
 Jan. 30 Menaul High School W 36-28 Albuquerque
 Feb. 14 Menaul High School W 36-18 Albuquerque
 Feb. 21 New Mexico State L 20-57 Las Cruces, N.M.
 Feb. 22 New Mexico State L 22-40 Las Cruces, N.M.
 Feb. 28 New Mexico State L 7-39 Albuquerque
 Mar. 1 New Mexico State L 21-29 Albuquerque
Coach: John F. McGough

1919-20 (0-3)
 Jan. 30 New Mexico Mines L 26-48 Albuquerque
 Feb. 4 Arizona L 21-40 Albuquerque
 Feb. 5 Arizona L 19-51 Albuquerque
Coach: Roy Johnson

1920-21 (No team)

1921-22 (0-2)
 Feb. 1 Arizona L 22-58 Albuquerque
 Feb. 2 Arizona L 21-25 Albuquerque
Coach: Roy Johnson

1922-23 (2-7)
 Jan. 10 Albuquerque Bankers W 29-22 Albuquerque
 Jan. 13 New Mexico Mines L 17-20 Socorro, N.M.
 Jan. 20 New Mexico Mines W 39-17 Albuquerque
 Jan. 29 New Mexico State L 20-28 Las Cruces, N.M.
 Jan. 30 New Mexico State L 21-23 Las Cruces, N.M.
 Feb. 12 Arizona L 13-69 Tucson, Ariz.
 Feb. 13 Arizona L 5-38 Tucson, Ariz.
 Feb. 20 New Mexico State L 26-29 Albuquerque
 Feb. 21 New Mexico State L 18-38 Albuquerque
Coach: Roy Johnson

1923-24 (5-3)
 Feb. 14 Montezuma W 39-21 Las Vegas, N.M.
 Feb. 15 New Mexico Highlands W 25-20 Las Vegas, N.M.
 Feb. 16 Montezuma W 32-30 Las Vegas, N.M.
 Feb. 20 Albuquerque Bankers L 31-38 Albuquerque
 Feb. 22 New Mexico Mines W 17-13 Socorro, N.M.
 Feb. 25 Albuquerque Bankers W 47-29 Albuquerque
 Feb. 29 Arizona L 21-37 Albuquerque
 Mar. 1 Arizona L 15-34 Albuquerque
Coach: Roy Johnson

1924-25 (12-1)
 Jan. 28 Albuquerque Bankers W 33-22 Albuquerque
 Feb. 4 Albuquerque Bankers W 45-19 Albuquerque
 Feb. 6 New Mexico State W 29-16 Albuquerque
 Feb. 7 New Mexico State W 19-10 Albuquerque
 Feb. 13 Albuquerque Bankers W 43-28 Albuquerque
 Feb. 14 Montezuma W 33-19 Albuquerque
 Feb. 17 New Mexico Mines W 36-22 Albuquerque
 Feb. 19 Western New Mexico W 50-19 Albuquerque
 Feb. 23 New Mexico Mines W 35-12 Albuquerque
 Feb. 27 Arizona W 31-30 Tucson, Ariz.
 Feb. 28 Arizona L 18-21 Tucson, Ariz.
 Mar. 2 New Mexico State W 34-24 Las Cruces, N.M.
 Mar. 3 New Mexico State W 29-19 Las Cruces, N.M.
Coach: Roy Johnson

1925-26 (12-2)
 Jan. 13 Western New Mexico W 50-19 Albuquerque
 Jan. 16 New Mexico Mines W 35-12 Socorro, N.M.
 Jan. 23 Colorado College L 27-35 Colo. Springs, Colo.
 Jan. 26 Northern Colorado W 29-24 Greeley, Colo.
 Jan. 27 Colorado L 17-37 Boulder, Colo.
 Feb. 3 Northern Arizona W 40-18 Albuquerque
 Feb. 8 Arizona W 34-22 Albuquerque
 Feb. 9 Arizona W 40-15 Albuquerque
 Feb. 11 Piggly Wiggly W 39-27 Albuquerque
 Feb. 19 Northern Arizona W 26-17 Flagstaff, Ariz.
 Feb. 20 Northern Arizona W 51-16 Flagstaff, Ariz.
 Feb. 23 New Mexico Mines W 44-21 Albuquerque
 Feb. 26 New Mexico State W 50-10 Albuquerque
 Feb. 27 New Mexico State W 33-21 Albuquerque
Coach: Roy Johnson

1926-27 (13-4)
 Jan. 2 Tulsa Eagles L 35-37 Albuquerque
 Jan. 21 Montezuma W 59-19 Albuquerque
 Jan. 26 Albuquerque Flags W 45-16 Albuquerque
 Jan. 28 Northern Arizona L 30-31 Albuquerque
 Feb. 3 Belen Merchants W 41-28 Albuquerque
 Feb. 9 New Mexico Highlands W 47-25 Albuquerque
 Feb. 11 New Mexico Mines W 65-25 Albuquerque
 Feb. 12 Montezuma W 35-34(OT) Albuquerque
 Feb. 14 New Mexico Highlands W 47-20 Albuquerque
 Feb. 16 Northern Arizona L 35-36 Flagstaff, Ariz.

Feb. 18 Arizona W 34-29 Tucson, Ariz.
 Feb. 19 Arizona L 26-27 Tucson, Ariz.
 Feb. 21 New Mexico State W 27-11 Las Cruces, N.M.
 Feb. 22 New Mexico State W 46-21 Las Cruces, N.M.
 Feb. 23 New Mexico Mines W 48-35 Socorro, N.M.
 Feb. 28 New Mexico State W 49-18 Albuquerque
 Mar. 1 New Mexico State W 45-39 Albuquerque
Coach: Roy Johnson

1927-28 (12-7)
 Dec. 22 Albuquerque Troopers W 33-32 Albuquerque
 Dec. 29 Western State W 35-29 Albuquerque
 Dec. 30 Western State L 23-29 Albuquerque
 Jan. 7 New Mexico Mines W 32-21 Socorro, N.M.
 Jan. 9 Tulsa Eagles L 26-37 Albuquerque
 Jan. 13 Montezuma W 49-25 Albuquerque
 Jan. 21 Montezuma W 39-23 Las Vegas, N.M.
 Jan. 21 New Mexico Highlands W 43-32 Las Vegas, N.M.
 Jan. 27 Northern Arizona L 36-39 Albuquerque
 Jan. 28 Northern Arizona L 35-42 Albuquerque
 Jan. 30 Western New Mexico W 56-35 Albuquerque
 Feb. 4 New Mexico Mines W 57-19 Albuquerque
 Feb. 7 Albuquerque Troopers L 49-65 Albuquerque
 Feb. 9 New Mexico State W 53-51 Albuquerque
 Feb. 10 New Mexico State W 53-32 Albuquerque
 Feb. 18 New Mexico Highlands W 47-34 Albuquerque
 Feb. 21 Arizona L 30-35 Albuquerque
 Feb. 22 Arizona L 32-37 Albuquerque
 Feb. 27 Albuquerque Troopers W 50-48 Albuquerque
Coach: Roy Johnson

1928-29 (14-9)
 Dec. 21 Phillips 66 Oilers L 14-36 Albuquerque
 Jan. 4 Albuquerque Sports Shop L 17-30 Albuquerque
 Jan. 12 New Mexico Mines W 36-23 Albuquerque
 Jan. 18 New Mexico Highlands L 27-37 Las Vegas, N.M.
 Jan. 24 Western New Mexico W 29-27 Albuquerque
 Jan. 25 New Mexico Military W 28-19 Roswell, N.M.
 Jan. 26 New Mexico Military W 31-28 Roswell, N.M.
 Jan. 29 New Mexico Highlands L 30-31 Albuquerque
 Jan. 30 New Mexico Highlands W 32-31 Albuquerque
 Feb. 1 Northern Arizona L 27-35 Flagstaff, Ariz.
 Feb. 2 Northern Arizona W 37-24 Flagstaff, Ariz.
 Feb. 6 Montezuma W 35-23 Albuquerque
 Feb. 8 New Mexico Military W 68-28 Albuquerque
 Feb. 9 New Mexico Military W 53-24 Albuquerque
 Feb. 11 New Mexico Mines W 38-20 Socorro, N.M.
 Feb. 15 New Mexico State W 43-26 Albuquerque
 Feb. 16 New Mexico State W 55-28 Albuquerque
 Feb. 21 Texas-El Paso W 46-27 El Paso, Texas
 Feb. 22 Arizona L 27-40 Tucson, Ariz.
 Feb. 23 Arizona L 29-33 Tucson, Ariz.
 Feb. 27 Northern Arizona L 33-35 Albuquerque
 Feb. 28 Northern Arizona W 39-37 Albuquerque
 Mar. 5 Albuquerque Sports Shop L 28-55 Albuquerque
Coach: Roy Johnson

1929-30 (16-4)
 Jan. 18 Albuquerque Sports Shop L 26-28 Albuquerque
 Jan. 25 New Mexico Highlands W 27-19 Las Vegas, N.M.
 Jan. 27 New Mexico Military W 25-15 Roswell, N.M.
 Jan. 28 New Mexico Military W 40-20 Roswell, N.M.
 Jan. 31 Northern Arizona L 19-31 Albuquerque
 Feb. 1 Northern Arizona W 27-19 Albuquerque
 Feb. 5 Wayland Baptist W 36-28 Albuquerque
 Feb. 7 New Mexico Military W 40-19 Albuquerque
 Feb. 8 New Mexico Military W 33-23 Albuquerque
 Feb. 10 New Mexico Mines W 44-22 Socorro, N.M.
 Feb. 12 DePaul W 26-23 Albuquerque
 Feb. 14 New Mexico State W 35-15 Albuquerque
 Feb. 15 New Mexico State W 48-16 Albuquerque
 Feb. 19 New Mexico Highlands W 45-30 Albuquerque
 Feb. 21 Arizona W 32-28 Albuquerque
 Feb. 22 Arizona L 26-28 Albuquerque
 Feb. 24 Texas-El Paso W 49-26 Albuquerque
 Feb. 26 New Mexico Mines W 35-26 Albuquerque
 Feb. 28 Northern Arizona L 30-35 Flagstaff, Ariz.
 Mar. 1 Northern Arizona W 32-20 Flagstaff, Ariz.
Coach: Roy Johnson

1930-31 (9-7)
 Jan. 15 Phillips 66 Oilers L 9-27 Albuquerque
 Jan. 20 New Mexico Mines W 22-19 Albuquerque
 Jan. 30 New Mexico State W 40-36 Las Cruces, N.M.
 Jan. 31 New Mexico State W 36-32 Las Cruces, N.M.
 Feb. 6 Northern Arizona W 36-18 Flagstaff, Ariz.
 Feb. 7 Northern Arizona W 29-21 Flagstaff, Ariz.
 Feb. 11 Western New Mexico L 27-29 Albuquerque
 Feb. 13 New Mexico Military W 31-26 Albuquerque
 Feb. 14 New Mexico Military W 42-24 Albuquerque
 Feb. 17 Arizona State W 29-24 Tempe, Ariz.
 Feb. 18 Arizona State L 26-34 Tempe, Ariz.
 Feb. 20 Arizona L 25-31 Tucson, Ariz.
 Feb. 21 Arizona L 23-27 Tucson, Ariz.
 Feb. 24 Texas Tech W 32-29 Albuquerque
 Feb. 25 Texas Tech L 24-29 Albuquerque
 Feb. 27 Albuquerque Sports Shop L 22-26 Albuquerque
Coach: Roy Johnson

1931-32 (10-6)

Jan. 9	Western New Mexico	W	45-34	Silver City, N.M.
Jan. 11	New Mexico Mines	W	51-14	Socorro, N.M.
Jan. 15	Northern Arizona	L	32-39	Albuquerque
Jan. 16	Northern Arizona	W	38-33	Albuquerque
Jan. 29	New Mexico Military	W	29-16	Roswell, N.M.
Jan. 30	New Mexico Military	W	34-17	Roswell, N.M.
Feb. 1	Texas Tech	L	32-39	Lubbock, Texas
Feb. 2	Texas Tech	W	38-35	Lubbock, Texas
Feb. 5	New Mexico State	W	44-37	Albuquerque
Feb. 6	New Mexico State	L	42-48	Albuquerque
Feb. 12	Arizona State	W	50-38	Albuquerque
Feb. 13	Arizona State	L	31-33	Albuquerque
Feb. 19	Arizona	W	30-28	Albuquerque
Feb. 20	Arizona	W	40-33	Albuquerque
Feb. 26	Northern Arizona	L	28-41	Flagstaff, Ariz.
Feb. 27	Northern Arizona	L	26-34	Flagstaff, Ariz.

Coach: Tom Churchill

1932-33 (13-6)

Jan. 6	Western New Mexico	W	58-15	Albuquerque
Jan. 13	Northern Arizona	W	32-22	Flagstaff, Ariz.
Jan. 14	Northern Arizona	W	35-28	Flagstaff, Ariz.
Jan. 27	New Mexico Military	W	44-15	Albuquerque
Jan. 28	New Mexico Military	W	35-29	Albuquerque
Jan. 31	Texas-El Paso	W	50-30	El Paso, Texas
Feb. 1	Texas-El Paso	W	48-36	El Paso, Texas
Feb. 3	New Mexico State	W	30-18	Las Cruces, N.M.
Feb. 4	New Mexico State	W	46-39	Las Cruces, N.M.
Feb. 10	Texas Tech	L	13-14	Albuquerque
Feb. 11	Texas Tech	L	25-28	Albuquerque
Feb. 13	Arizona State	W	36-25	Albuquerque
Feb. 14	Arizona State	W	36-31	Albuquerque
Feb. 17	Arizona	L	25-47	Tucson, Ariz.
Feb. 18	Arizona	L	29-38	Tucson, Ariz.
Feb. 20	Arizona State	W	25-23	Tempe, Ariz.
Feb. 21	Arizona State	L	20-23	Tempe, Ariz.
Feb. 24	Northern Arizona	L	23-38	Albuquerque
Feb. 25	Northern Arizona	W	49-31	Albuquerque

Coach: Tom Churchill

1933-34 (16-4)

Dec. 1	Belen Merchants	W		Belen, N.M.
Dec. 1	New Mexico State	W	35-22	Albuquerque
Dec. 2	New Mexico State	W	37-36(OT)	Albuquerque
Jan. 2	Belen Merchants	W	40-27	Albuquerque
Jan. 5	Northern Arizona	W	45-21	Flagstaff, Ariz.
Jan. 6	Northern Arizona	L	29-31	Flagstaff, Ariz.
Jan. 12	Texas-El Paso	W	41-20	Albuquerque
Jan. 13	Texas-El Paso	W	30-29	Albuquerque
Jan. 26	Belen Merchants	W	41-26	Albuquerque
Jan. 29	New Mexico Military	W	40-24	Roswell, N.M.
Jan. 30	New Mexico Military	W	52-26	Roswell, N.M.
Feb. 2	Northern Arizona	W	46-33	Albuquerque
Feb. 3	Northern Arizona	L	31-42	Albuquerque
Feb. 5	New Mexico Mines	W	39-29	Socorro, N.M.
Feb. 12	New Mexico Highlands	W	32-23	Las Vegas, N.M.
Feb. 13	New Mexico Highlands	W	21-20	Las Vegas, N.M.
Feb. 16	Arizona State	W	47-36	Albuquerque
Feb. 17	Arizona State	W	42-36	Albuquerque
Feb. 23	Arizona	L	32-33	Albuquerque
Feb. 24	Arizona	L	31-36	Albuquerque

Coach: Roy Johnson

1934-35 (10-10)

Dec. 14	New Mexico Mines	W	30-17	Albuquerque
Dec. 15	New Mexico Mines	W	46-32	Albuquerque
Dec. 19	Hutchinson (Kan.) Renos	L	37-41	Albuquerque
Jan. 4	Arizona State	W	33-24	Albuquerque
Jan. 5	Arizona State	W	27-23	Albuquerque
Jan. 11	Northern Arizona	L	35-47	Albuquerque
Jan. 12	Northern Arizona	L	27-39	Albuquerque
Jan. 18	New Mexico State	L	39-43	Las Cruces, N.M.
Jan. 19	New Mexico State	L	35-36	Las Cruces, N.M.
Feb. 1	Northern Arizona	W	32-28	Flagstaff, Ariz.
Feb. 2	Northern Arizona	L	36-42	Flagstaff, Ariz.
Feb. 4	Arizona	W	38-15	Tucson, Ariz.
Feb. 5	Arizona	W	43-28	Tucson, Ariz.
Feb. 12	New Mexico Mines	W	35-33	Socorro, N.M.
Feb. 15	Texas Tech	W	37-35	Albuquerque
Feb. 16	Texas Tech	L	28-31	Albuquerque
Feb. 22	New Mexico State	W	32-26	Albuquerque
Feb. 23	New Mexico State	L	28-31	Albuquerque
Feb. 26	Arizona	L	38-41	Albuquerque
Feb. 27	Arizona	L	37-38	Albuquerque

Coach: Roy Johnson

1935-36 (16-10)

Dec. 27	Colorado College	W	35-25	Albuquerque
Dec. 28	Colorado College	W	37-36(OT)	Albuquerque
Jan. 3	Texas Tech	W	42-40	Lubbock, Texas
Jan. 4	Texas Tech	L	27-59	Lubbock, Texas
Jan. 10	Northern Arizona	W	46-27	Flagstaff, Ariz.
Jan. 11	Northern Arizona	L	38-46	Flagstaff, Ariz.
Jan. 17	Galles Independents	W	51-24	Albuquerque
Jan. 18	Stromberg Independents	W	46-20	Albuquerque
Jan. 27	New Mexico Mines	W	37-25	Albuquerque
Jan. 31	Arizona	L	25-28	Albuquerque
Feb. 1	Arizona	W	25-23	Albuquerque
Feb. 3	Texas Tech	W	43-25	Albuquerque

Feb. 4	Texas Tech	W	35-32	Albuquerque
Feb. 7	Northern Arizona	L	43-45	Albuquerque
Feb. 8	Northern Arizona	L	32-33	Albuquerque
Feb. 13	New Mexico Mines	L	21-33	Socorro, N.M.
Feb. 14	New Mexico State	W	42-36	Las Cruces, N.M.
Feb. 15	New Mexico State	L	39-61	Las Cruces, N.M.
Feb. 17	Texas-El Paso	W	70-23	Albuquerque
Feb. 18	Texas-El Paso	W	47-23	Albuquerque
Feb. 21	New Mexico State	W	43-39	Albuquerque
Feb. 22	New Mexico State	L	25-33	Albuquerque
Feb. 28	Arizona	L	25-41	Tucson, Ariz.
Feb. 29	Arizona	W	40-27	Tucson, Ariz.
Mar. 2	Arizona State	L	29-42	Tempe, Ariz.
Mar. 3	Arizona State	W	53-37	Tempe, Ariz.

Coach: Roy Johnson

1936-37 (12-14)

Dec. 12	New Mexico Mines	L	15-29	Socorro, N.M.
Dec. 16	Hawaiian All Stars	W	45-42	Albuquerque
Dec. 28	Colorado College	W	32-21	Colo. Springs, Colo.
Dec. 29	Colorado College	L	22-33	Colo. Springs, Colo.
Jan. 2	New Mexico Mines	L	30-35	Albuquerque
Jan. 4	Harlem Globetrotters	L	33-43	Albuquerque
Jan. 8	New Mexico State	L	29-31	Las Cruces, N.M.
Jan. 9	New Mexico State	L	32-39	Las Cruces, N.M.
Jan. 15	Northern Arizona	W	54-46	Albuquerque
Jan. 16	Northern Arizona	L	28-44	Albuquerque
Jan. 29	Texas-El Paso	W	56-37	El Paso, Texas
Jan. 30	Texas-El Paso	W	50-31	El Paso, Texas
Feb. 1	Arizona	L	32-38	Tucson, Ariz.
Feb. 2	Arizona	W	32-30(OT)	Tucson, Ariz.
Feb. 8	Texas-El Paso	W	42-25	Albuquerque
Feb. 9	Texas-El Paso	W	44-29	Albuquerque
Feb. 12	Texas Tech	W	36-35	Albuquerque
Feb. 13	Texas Tech	W	38-31	Albuquerque
Feb. 17	Northern Arizona	L	27-41	Flagstaff, Ariz.
Feb. 18	Northern Arizona	L	35-37	Flagstaff, Ariz.
Feb. 22	Arizona State	L	30-41	Albuquerque
Feb. 23	Arizona State	W	38-33	Albuquerque
Feb. 25	Arizona	L	26-37	Albuquerque
Feb. 26	Arizona	W	37-32	Albuquerque
Mar. 1	New Mexico State	L	33-49	Albuquerque
Mar. 2	New Mexico State	L	22-36	Albuquerque

Coach: Roy Johnson

1937-38 (9-16)

Dec. 8	Hawai'i All-Stars	L	45-52	Albuquerque
Dec. 13	New Mexico Mines	L	34-45	Socorro, N.M.
Dec. 16	Harlem Globetrotters	W	43-41	Albuquerque
Dec. 17	Harlem Globetrotters	W	29-34	Albuquerque
Jan. 7	Northern Arizona	L	45-46	Flagstaff, Ariz.
Jan. 8	Northern Arizona	W	48-38	Flagstaff, Ariz.
Jan. 12	New Mexico Mines	W	37-34	Albuquerque
Jan. 14	Texas Tech	W	50-40	Lubbock, Texas
Jan. 15	Texas Tech	W	41-31	Lubbock, Texas
Jan. 28	New Mexico State	L	32-58	Las Cruces, N.M.
Jan. 29	New Mexico State	L	49-60	Las Cruces, N.M.
Feb. 1	Arizona State	W	49-39	Albuquerque
Feb. 2	Arizona State	L	27-44	Albuquerque
Feb. 4	Texas-El Paso	W	51-45	Albuquerque
Feb. 5	Texas-El Paso	L	32-40	Albuquerque
Feb. 9	Texas Tech	L	39-51	Albuquerque
Feb. 10	Texas Tech	L	26-39	Albuquerque
Feb. 14	Arizona	W	39-45	Albuquerque
Feb. 15	Arizona	L	35-43	Albuquerque
Feb. 18	Northern Arizona	W	47-38	Albuquerque
Feb. 19	Northern Arizona	W	51-38	Albuquerque
Feb. 25	Arizona	L	49-60	Tucson, Ariz.
Feb. 26	Arizona	L	47-53	Tucson, Ariz.
Feb. 28	New Mexico State	L	39-69	Albuquerque
Mar. 1	New Mexico State	L	42-65	Albuquerque

Coach: Roy Johnson

1938-39 (4-21)

Dec. 12	New Mexico Mines	L	26-49	Socorro, N.M.
Dec. 16	Colorado College	L	37-44	Colo. Springs, Colo.
Dec. 17	Colorado College	L	28-46	Colo. Springs, Colo.
Dec. 19	Bradley (5)	L	35-55	Albuquerque
Jan. 11	Northern Arizona	W	47-36	Albuquerque
Jan. 12	Northern Arizona	L	28-38	Albuquerque
Jan. 27	New Mexico State	L	41-59	Albuquerque
Jan. 28	New Mexico State	L	49-67	Albuquerque
Feb. 3	Texas Tech	L	29-39	Albuquerque
Feb. 4	Texas Tech	L	37-56	Santa Fe, N.M.
Feb. 8	Texas-El Paso	W	45-41	El Paso, Texas
Feb. 9	Texas-El Paso	L	36-39	El Paso, Texas
Feb. 10	New Mexico State	L	26-85	Las Cruces, N.M.
Feb. 11	New Mexico State	L	44-77	Las Cruces, N.M.
Feb. 17	Arizona	L	40-56	Tucson, Ariz.
Feb. 18	Arizona	L	40-63	Tucson, Ariz.
Feb. 20	Arizona State	W	64-38	Tempe, Ariz.
Feb. 21	Arizona State	L	52-56	Tempe, Ariz.
Feb. 22	Northern Arizona	L	52-55	Flagstaff, Ariz.
Feb. 23	Northern Arizona	L	43-60	Flagstaff, Ariz.
Feb. 28	New Mexico Mines	L	45-50	Albuquerque
Mar. 3	Arizona	L	37-39	Albuquerque
Mar. 4	Arizona	L	41-45	Albuquerque
Mar. 6	Arizona State	W	65-54	Albuquerque
Mar. 7	Arizona State	L	42-51	Albuquerque

Coach: Roy Johnson

1939-40 (3-22)

Dec. 18	Drake	L	39-47	Albuquerque
Dec. 29	Colorado College	W	44-41	Albuquerque
Dec. 30	Colorado College	L	32-37	Albuquerque
Jan. 5	Texas Tech	L	28-43	Lubbock, Texas
Jan. 6	Texas Tech	L	31-40	Lubbock, Texas
Jan. 8	Texas-El Paso	L	49-57	Albuquerque
Jan. 9	Texas-El Paso	L	55-62	Albuquerque
Jan. 12	Northern Arizona	L	43-66	Flagstaff, Ariz.
Jan. 13	Northern Arizona	L	31-46	Flagstaff, Ariz.
Jan. 26	New Mexico Mines	L	51-57	Socorro, N.M.
Feb. 2	New Mexico State	L	37-51	Albuquerque
Feb. 3	New Mexico State	L	44-53	Albuquerque
Feb. 5	Texas-El Paso	L	37-67	El Paso, Texas
Feb. 6	Texas-El Paso	L	36-62	El Paso, Texas
Feb. 9	Texas Tech	W	39-33	Albuquerque
Feb. 10	Texas Tech	L	33-35	Albuquerque
Feb. 17	Northern Arizona	L	28-57	Albuquerque
Feb. 19	Northern Arizona	W	29-28	Albuquerque
Feb. 20	New Mexico Mines	L	32-34	Albuquerque
Feb. 23	Arizona	L	52-62	Tucson, Ariz.
Feb. 24	Arizona	L	42-59	Tucson, Ariz.
Feb. 26	Arizona State	L	24-62	Tempe, Ariz.
Feb. 27	Arizona State	L	45-56	Tempe, Ariz.
Feb. 29	New Mexico State	L	47-74	Las Cruces, N.M.
Mar. 1	New Mexico State	L	48-55	Las Cruces, N.M.

Coach: Roy Johnson

1940-41 (5-18)

Dec. 10	New Mexico State	L	31-40	Las Cruces, N.M.
Dec. 11	New Mexico State	L	23-28	Las Cruces, N.M.
Dec. 12	Texas-El Paso	L	36-63	El Paso, Texas
Dec. 19	Denver	L	32-44	Denver, Colo.
Dec. 20	Colorado State	L	39-53	Denver, Colo.
Dec. 21	Colorado College	L	39-56	Denver, Colo.
Jan. 3	Texas-El Paso	L	27-50	Albuquerque
Jan. 4	Texas-El Paso	L	36-58	Albuquerque
Jan. 10	Northern Arizona	W	44-44	Albuquerque
Jan. 11	Northern Arizona	W	38-36	Albuquerque
Jan. 27	New Mexico Mines	L	41-40(OT)	Albuquerque
Jan. 31	Arizona	L	31-47	Albuquerque
Feb. 1	Arizona	W	33-23	Albuquerque
Feb. 3	Texas Tech	L	19-34	Lubbock, Texas
Feb. 4	Texas Tech	L	25-57	Lubbock, Texas
Feb. 8	Northern Arizona	L	55-57	Flagstaff, Ariz.
Feb. 14	Arizona State	W	51-46	Tempe, Ariz.
Feb. 15	Arizona	L	35-62	Tucson, Ariz.
Feb. 18	New Mexico State	L	29-44	Albuquerque
Feb. 21	Arizona State	L	42-54	Albuquerque
Feb. 22	Arizona State	L	35-40	Albuquerque
Feb. 24	Texas Tech	L	35-55	Albuquerque
Feb. 25	Texas Tech	L	25-40	Albuquerque

Coach: Dr. Benjamin Sacks

1941-42 (9-13)

Dec. 19	Eastern New Mexico	W	51-40	Portales, N.M.
Dec. 26	Pittsburg (Kan.) State	L	38-63	Oklahoma City, Okla.
Dec. 27	Colorado Mines	W	33-30	Oklahoma City, Okla.
Dec. 29	Central Missouri State	L	31-55	Oklahoma City, Okla.
Jan. 9	Texas-El Paso	W	42-38	Albuquerque
Jan. 10	New Mexico State	W	30-25	Albuquerque
Jan. 14	West Texas State	L	44-67	Canyon, Texas
Jan. 15	Texas Tech	L	30-34	Lubbock, Texas
Jan. 16	Hardin Simmons	L	36-45	Abilene, Texas
Jan. 23	New Mexico Mines	W	41-32	Albuquerque
Jan. 27	New Mexico Mines	W	44-36	Socorro, N.M.
Jan. 31	Arizona	W	50-41	Albuquerque
Feb. 3	Northern Arizona	L	28-38	Albuquerque
Feb. 5	Arizona State	W	37-27	Albuquerque
Feb. 9	Northern Arizona	L	42-53	Flagstaff, Ariz.
Feb. 10	Arizona State	L	33-40	Tempe, Ariz.
Feb. 11	Arizona	W	53-43	Tucson, Ariz.
Feb. 19	New Mexico State	L	34-38	Las Cruces, N.M.
Feb. 20	Texas-El Paso	L	43-64	El Paso, Texas
Feb. 23	West Texas State	L	45-75	Albuquerque
Feb. 25	Texas Tech	L	36-53	Albuquerque
Feb. 26	Hardin Simmons	L	46-49	Albuquerque

Coach: Willis Barnes

1942-43 (3-17)

Dec. 18	Kirtland AFB
---------	--------------

Feb. 24 New Mexico Mines L 47-51 Socorro, N.M.
Coach: Willis Barnes

1943-44 (11-2)

Nov. 27 New Mexico Mines W 69-43 Albuquerque
 Dec. 4 Camp Luna W 53-35 Albuquerque
 Dec. 10 Third Air Base W 58-31 Albuquerque
 Dec. 17 Kirtland AFB L 39-40(OT) Albuquerque
 Dec. 18 Camp Luna W 54-45 Albuquerque
 Jan. 6 New Mexico Mines W 63-49 Socorro, N.M.
 Jan. 8 Colorado College L 45-46 Albuquerque
 Jan. 15 Kirtland AFB W 46-39 Albuquerque
 Jan. 22 Texas Tech W 56-44 Lubbock, Texas
 Jan. 28 Denver W 45-34 Albuquerque
 Jan. 29 Denver W 47-29 Albuquerque
 Feb. 4 Texas Tech W 61-36 Albuquerque
 Feb. 5 Texas Tech W 39-30 Albuquerque

Coach: George White

1944-45 (14-2)

Dec. 11 Hardin Simmons W 78-27 Albuquerque
 Dec. 12 Hardin Simmons W 58-18 Albuquerque
 Dec. 16 New Mexico State W 55-27 Albuquerque
 Dec. 21 Kirtland AFB L 37-39 Albuquerque
 Jan. 5 West Texas State W 54-53 Albuquerque
 Jan. 6 West Texas State W 39-34 Albuquerque
 Jan. 8 Kirtland AFB L 28-46 Albuquerque
 Jan. 12 Texas-El Paso W 59-37 Albuquerque
 Jan. 13 Texas-El Paso W 66-41 Albuquerque
 Jan. 18 Eastern New Mexico W 66-25 Albuquerque
 Jan. 20 Northern Arizona W 36-33 Flagstaff, Ariz.
 Jan. 22 Texas Tech W 47-39 Albuquerque
 Jan. 23 Texas Tech W 57-41 Albuquerque
 Feb. 3 Texas-El Paso W 46-43 El Paso, Texas
 Feb. 9 Eastern New Mexico W 53-50 Portales, N.M.
 Feb. 10 Texas Tech W 42-38 Lubbock, Texas

Coach: Woody Clements

1945-46 (16-9)

Dec. 14 New Mexico State W 38-31 Albuquerque
 Dec. 15 New Mexico State W 50-23 Albuquerque
 Dec. 20 Arizona W 42-37 Albuquerque
 Dec. 21 Arizona L 38-47 Albuquerque
 Dec. 28 Arizona State W 50-44 Albuquerque
 Dec. 29 Arizona State W 59-39 Albuquerque
 Jan. 4 West Texas State L 42-59 Canyon, Texas
 Jan. 5 Texas Tech W 55-63 Lubbock, Texas
 Jan. 7 Fort Bliss W 53-39 Albuquerque
 Jan. 11 Texas-El Paso W 63-38 El Paso, Texas
 Jan. 12 Texas-El Paso W 45-36 El Paso, Texas
 Jan. 17 Northern Arizona L 44-54 Albuquerque
 Jan. 18 West Texas State W 40-36 Albuquerque
 Jan. 19 West Texas State L 34-47 Albuquerque
 Jan. 25 New Mexico State W 60-39 Las Cruces, N.M.
 Jan. 26 New Mexico State W 61-49 Las Cruces, N.M.
 Feb. 1 Arizona L 53-78 Tucson, Ariz.
 Feb. 2 Arizona L 42-73 Tucson, Ariz.
 Feb. 8 Texas Tech W 47-45 Albuquerque
 Feb. 9 Texas Tech L 48-55 Albuquerque
 Feb. 11 Texas-El Paso W 61-27 Albuquerque
 Feb. 12 Texas-El Paso W 45-28 Albuquerque
 Feb. 28 Arizona State W 34-32 Albuquerque
 Mar. 1 West Texas State L 38-46 Albuquerque
 Mar. 2 Texas Tech W 49-44 Albuquerque

Coach: Woody Clements

1946-47 (11-8)

Dec. 10 Hawai'i All-Stars W 99-53 Albuquerque
 Dec. 12 Hardin Simmons W 70-27 Albuquerque
 Dec. 17 Texas-El Paso W 67-58 El Paso, Texas
 Dec. 19 Continental Airlines L 43-50 Albuquerque
 Jan. 11 Arizona L 40-58 Albuquerque
 Jan. 15 Texas-El Paso W 68-56 Albuquerque
 Jan. 17 New Mexico State W 68-45 Las Cruces, N.M.
 Jan. 24 New Mexico State W 55-30 Albuquerque
 Feb. 5 Northern Arizona L 49-65 Flagstaff, Ariz.
 Feb. 6 Arizona State L 54-56 Tempe, Ariz.
 Feb. 7 Arizona L 37-67 Tucson, Ariz.
 Feb. 14 West Texas State W 51-47 Albuquerque
 Feb. 15 Texas Tech W 51-49 Albuquerque
 Feb. 19 Arizona State W 73-56 Albuquerque
 Feb. 20 Northern Arizona W 63-47 Albuquerque
 Feb. 27 Hardin Simmons W 65-56 Abilene, Texas
 Feb. 28 Texas Tech L 40-44 Lubbock, Texas
 Mar. 1 West Texas State L 54-62 Canyon, Texas
 Mar. 11 Hamline (NAIA Tournament) L 49-71 Kansas City, Mo.

Coach: Woody Clements

1947-48 (14-15)

Dec. 2 Eastern New Mexico W 57-24 Albuquerque
 Dec. 3 New Mexico Highlands W 45-44Las Vegas, N.M.
 Dec. 5 Colorado College L 44-50 Colo. Springs, Colo.
 Dec. 6 Colorado College L 57-61 Colo. Springs, Colo.
 Dec. 12 Western New Mexico W 57-32 Albuquerque
 Dec. 13 Western New Mexico W 64-30 Albuquerque
 Dec. 16 West Texas State L 54-69 Canyon, Texas
 Dec. 17 Texas Tech L 46-62 Lubbock, Texas
 Dec. 18 Hardin Simmons L 57-58 Abilene, Texas
 Dec. 19 Eastern New Mexico W 59-37 Portales, N.M.
 Dec. 29 Fresno State L 49-57 Fresno, Calif.

Dec. 30 Fresno State L 43-47 Fresno, Calif.
 Jan. 2 Cal-Santa Barbara L 38-58 Santa Barbara, Calif.
 Jan. 3 Pepperdine L 43-59 Malibu, Calif.
 Jan. 7 Northern Arizona W 61-53 Albuquerque
 Jan. 8 Arizona State W 48-47 Albuquerque
 Jan. 13 Texas-El Paso L 42-72 El Paso, Texas
 Jan. 14 New Mexico State W 47-43 Las Cruces, N.M.
 Jan. 17 Hardin Simmons W 64-46 Albuquerque
 Jan. 22 New Mexico Highlands W 52-35 Albuquerque
 Jan. 24 New Mexico State W 53-41 Albuquerque
 Feb. 5 Arizona L 46-58 Tucson, Ariz.
 Feb. 6 Arizona State L 27-47 Tempe, Ariz.
 Feb. 7 Northern Arizona L 33-54 Flagstaff, Ariz.
 Feb. 10 Texas-El Paso W 44-43 Albuquerque
 Feb. 12 Arizona L 59-62 Albuquerque
 Feb. 18 Texas Tech W 50-43 Albuquerque
 Feb. 19 West Texas State W 48-47 Albuquerque
 Feb. 23 Regis L 44-49 Denver, Colo.

Coach: Woody Clements

1948-49 (11-12)

Dec. 2 Phillips 66 L 37-52 Albuquerque
 Dec. 10 West Texas State L 41-54Tucumcari, N.M.
 Dec. 17 Texas-El Paso W 59-43 Albuquerque
 Dec. 20 Abilene Christian W 69-48 Albuquerque
 Dec. 23 Oklahoma City W 38-36 Albuquerque
 Dec. 30 Central Oklahoma L 44-55 Portales, N.M.
 Dec. 31 Hardin Simmons W 55-39 Portales, N.M.
 Jan. 1 Abilene Christian W 46-44 Portales, N.M.
 Jan. 7 West Texas State W 52-50 Albuquerque
 Jan. 8 Texas Tech L 50-58 Albuquerque
 Jan. 10 Northern Arizona W 40-30 Flagstaff, Ariz.
 Jan. 12 Arizona L 53-57 Tucson, Ariz.
 Jan. 13 Arizona State L 43-47 Tempe, Ariz.
 Jan. 20 New Mexico State W 60-49 Albuquerque
 Feb. 3 New Mexico State L 32-51 Las Cruces, N.M.
 Feb. 4 Texas-El Paso W 51-53 El Paso, Texas
 Feb. 9 Arizona State W 41-38 Albuquerque
 Feb. 12 Northern Arizona W 46-41 Albuquerque
 Feb. 17 Hardin Simmons L 48-55 Abilene, Texas
 Feb. 18 Texas Tech L 51-53 Lubbock, Texas
 Feb. 19 West Texas State L 48-60 Canyon, Texas
 Feb. 23 Hardin Simmons W 74-58 Albuquerque
 Mar. 2 Arizona L 57-66 Albuquerque

Coach: Woody Clements

1949-50 (5-19)

Dec. 3 Eastern New Mexico W 54-32 Albuquerque
 Dec. 13 Duquesne L 36-55 Pittsburgh, Pa.
 Dec. 14 West Virginia L 47-53Morgantown, W. Va.
 Dec. 16 Kent L 53-63 Cleveland, Ohio
 Dec. 19 Seton Hall L 44-62 South Orange, N.J.
 Dec. 21 Iona L 56-61 New Rochelle, N.Y.
 Dec. 30 Arizona L 52-65 El Paso, Texas
 Dec. 31 West Texas State L 46-63 El Paso, Texas
 Jan. 6 Hardin Simmons L 42-52 Albuquerque
 Jan. 7 Texas Tech L 44-48 Albuquerque
 Jan. 12 West Texas State L 33-37 Canyon, Texas
 Jan. 13 Texas Tech L 55-59 Lubbock, Texas
 Jan. 14 Hardin Simmons L 51-68 Abilene, Texas
 Jan. 21 New Mexico State W 77-61 Albuquerque
 Feb. 1 New Mexico State L 53-54 (OT) Las Cruces, N.M.
 Feb. 2 Texas-El Paso L 41-69 El Paso, Texas
 Feb. 9 Arizona (18) L 53-57 Albuquerque
 Feb. 13 Texas-El Paso W 63-55 Albuquerque
 Feb. 16 West Texas State L 61-70 Albuquerque
 Feb. 22 Arizona (19) L 62-71 Tucson, Ariz.
 Feb. 23 Arizona State L 75-96 Tempe, Ariz.
 Feb. 24 Northern Arizona L 52-58 Flagstaff, Ariz.
 Feb. 27 Arizona State W 77-71 Albuquerque
 Mar. 2 Northern Arizona W 68-56 Albuquerque

Coach: Woody Clements

1950-51 (13-11)

Dec. 6 Western State W 92-49 Albuquerque
 Dec. 9 Northern Arizona W 64-62 Gallup, N.M.
 Dec. 13 Texas-El Paso W 75-65 Albuquerque
 Dec. 18 Wyoming L 56-74 Casper, Wyo.
 Dec. 19 Wyoming L 37-58Green River, Wyo.
 Dec. 23 Southern Mississippi W 53-51 Albuquerque
 Dec. 27 Denver L 40-59 Denver, Colo.
 Dec. 29 Brigham Young W 56-64 Denver, Colo.
 Dec. 30 Montana W 71-59 Denver, Colo.
 Jan. 4 Hardin Simmons W 57-55 Abilene, Texas
 Jan. 5 Texas Tech L 50-59 Lubbock, Texas
 Jan. 6 West Texas State L 47-69 Canyon, Texas
 Jan. 10 Northern Arizona W 73-41 Albuquerque
 Jan. 12 Arizona State W 51-46 Albuquerque
 Jan. 17 New Mexico State W 52-50 Albuquerque
 Feb. 10 Texas Tech L 53-62 Albuquerque
 Feb. 12 Arizona (16) L 53-77 Albuquerque
 Feb. 16 New Mexico State L 45-53 Las Cruces, N.M.
 Feb. 17 Texas-El Paso W 61-55 El Paso, Texas
 Feb. 22 Northern Arizona W 77-54 Flagstaff, Ariz.
 Feb. 23 Arizona State L 53-56 Tempe, Ariz.
 Feb. 24 Arizona (11) L 58-63 Tucson, Ariz.
 Feb. 27 West Texas State W 65-54 Albuquerque
 Mar. 1 Hardin Simmons W 55-54 Albuquerque

Coach: Woody Clements

1951-52 (6-19)

Dec. 3 New Mexico State L 47-57 Albuquerque
 Dec. 5 West Texas State L 49-69 Canyon, Texas
 Dec. 10 West Texas State L 43-63 Albuquerque
 Dec. 14 Texas-El Paso W 79-70 Albuquerque
 Dec. 17 Wichita State L 58-84 Albuquerque
 Dec. 19 Northern Arizona L 56-58 Flagstaff, Ariz.
 Dec. 31 Texas Tech L 52-57 Lubbock, Texas
 Jan. 3 Utah (18) L 47-59 Albuquerque
 Jan. 5 Colorado State W 64-63 Albuquerque
 Jan. 11 Wyoming L 62-85 Laramie, Wyo.
 Jan. 12 Colorado State L 60-85Fort Collins, Colo.
 Jan. 19 Denver L 58-72 Albuquerque
 Jan. 26 Brigham Young L 49-72 Albuquerque
 Jan. 31 Montana L 64-74 Missoula, Mont.
 Feb. 2 Utah State L 52-68 Logan, Utah
 Feb. 7 Utah State L 58-62 Albuquerque
 Feb. 9 Wyoming L 48-84 Albuquerque
 Feb. 13 Northern Arizona W 74-55 Albuquerque
 Feb. 16 Denver L 44-61 Denver, Colo.
 Feb. 18 Texas Tech W 67-53 Albuquerque
 Feb. 22 Utah L 74-96 Salt Lake City, Utah
 Feb. 23 Brigham Young L 61-90 Provo, Utah
 Feb. 28 Montana L 59-63 Albuquerque
 Mar. 1 Texas-El Paso W 73-69 El Paso, Texas
 Mar. 3 New Mexico State W 40-38 Las Cruces, N.M.

Coach: Berl Huffman

1952-53 (10-15)

Dec. 1 West Texas State W 62-46 Albuquerque
 Dec. 2 West Texas State W 64-53 Albuquerque
 Dec. 9 San Diego Marines L 68-76 Albuquerque
 Dec. 12 Texas-El Paso W 76-66 El Paso, Texas
 Dec. 16 New Mexico State L 61-65 Las Cruces, N.M.
 Dec. 19 Northern Arizona W 83-69 Flagstaff, Ariz.
 Dec. 29 Texas Tech L 67-75 Canyon, Texas
 Dec. 30 West Texas State L 75-77 Canyon, Texas
 Jan. 2 Wyoming L 72-77 Laramie, Wyo.
 Jan. 3 Colorado State L 66-85Fort Collins, Colo.
 Jan. 8 Utah W 66-59 Albuquerque
 Jan. 10 Brigham Young L 57-73 Albuquerque
 Jan. 16 Colorado State W 72-56 Albuquerque
 Jan. 17 Wyoming L 59-63 Albuquerque
 Jan. 28 Texas-El Paso W 83-70 Albuquerque
 Jan. 31 Denver W 88-63 Albuquerque
 Feb. 7 Utah State L 70-76 Logan, Utah
 Feb. 9 Montana L 70-78 Missoula, Mont.
 Feb. 19 Montana W 70-63 Albuquerque
 Feb. 21 Utah State W 99-91 Albuquerque
 Feb. 23 Northern Arizona L 50-57 Gallup, N.M.
 Feb. 28 Denver L 64-66 Denver, Colo.
 Mar. 2 New Mexico State L 69-72(OT) Albuquerque
 Mar. 6 Brigham Young L 43-61 Provo, Utah
 Mar. 7 Utah L 73-96 Salt Lake City, Utah

Coach: Woody Clements

1953-54 (12-11)

Dec. 9 San Diego Marines W 70-65 Albuquerque
 Dec. 15 Pasadena College L 62-71 Albuquerque
 Dec. 16 New Mexico State W 58-38 Albuquerque
 Dec. 19 Northern Arizona W 64-50 Albuquerque
 Dec. 29 Phillips Univ. W 69-67 Albuquerque
 Dec. 30 Phillips Univ. W 64-38 Albuquerque
 Jan. 2 Colorado State L 51-77Fort Collins, Colo.
 Jan. 4 Wyoming L 61-81 Laramie, Wyo.
 Jan. 8 Utah W 65-60 Salt Lake City, Utah
 Jan. 9 Brigham Young L 63-76 Provo, Utah
 Jan. 16 Colorado State (18) L 60-67 Albuquerque
 Jan. 18 Wyoming L 63-56 Albuquerque
 Jan. 30 Denver W 75-61 Denver, Colo.
 Feb. 6 Utah State W 97-74 Albuquerque
 Feb. 8 Montana W 76-67 Albuquerque
 Feb. 12 Eastern New Mexico W 72-50 Albuquerque
 Feb. 13 Eastern New Mexico W 102-58 Albuquerque
 Feb. 20 Utah State L 55-65 Logan, Utah
 Feb. 22 Montana L 65-76 Missoula, Mont.
 Feb. 27 Denver W 58-56 Albuquerque
 Mar. 2 New Mexico State L 51-58 Las Cruces, N.M.
 Mar. 4 Brigham Young L 79-84 Albuquerque
 Mar. 6 Utah L 76-80 Albuquerque

Coach: Woody Clements

1954-55 (7-17)

Dec. 1 New Mexico Military W 71-59 Albuquerque
 Dec. 3 Eastern New Mexico W 76-54 Portales, N.M.
 Dec. 4 Eastern New Mexico W 88-66 Portales, N.M.
 Dec. 11 New Mexico State L 60-61 Albuquerque
 Dec. 18 Southern California L 39-103 Los Angeles, Calif.
 Dec. 22 UCLA (17) L 41-106 Los Angeles, Calif.
 Dec. 29 Central Oklahoma W 83-64 Albuquerque
 Jan. 1 Arizona W 71-65 Albuquerque
 Jan. 6 Brigham Young L 62-92 Albuquerque
 Jan. 8 Utah (8) L 59-69 Albuquerque
 Jan. 14 Colorado State L 59-81 Fort Collins, Colo.
 Jan. 15 Wyoming L 56-72 Laramie, Wyo.
 Jan. 22 Denver W 66-56 Albuquerque
 Jan. 29 Denver L 56-97 Denver, Colo.
 Jan. 31 Regis L 49-64 Denver, Colo.
 Feb. 3 Utah State L 63-89 Logan, Utah

Table with columns for date, team name, score, and opponent. Includes games from Feb. 5 to Mar. 5.

Coach: Woody Clements

1955-56 (6-16)

Table with columns for date, team name, score, and opponent. Includes games from Dec. 3 to Mar. 3.

Coach: Bill Stockton

1956-57 (5-21)

Table with columns for date, team name, score, and opponent. Includes games from Nov. 30 to Mar. 2.

Coach: Bill Stockton

1957-58 (3-21)

Table with columns for date, team name, score, and opponent. Includes games from Dec. 6 to Mar. 8.

Coach: Bill Stockton

1958-59 (3-19)

Table with columns for date, team name, score, and opponent. Includes games from Dec. 3 to Jan. 10.

Table with columns for date, team name, score, and opponent. Includes games from Jan. 15 to Mar. 7.

Coach: Bob Sweeney

1959-60 (6-19)

Table with columns for date, team name, score, and opponent. Includes games from Dec. 1 to Mar. 5.

Coach: Bob Sweeney

1960-61 (6-17)

Table with columns for date, team name, score, and opponent. Includes games from Dec. 1 to Mar. 4.

Coach: Bob Sweeney

1961-62 (6-20)

Table with columns for date, team name, score, and opponent. Includes games from Dec. 2 to Mar. 3.

Coach: Bob Sweeney

1962-63 (16-9, 4-6 WAC)

Table with columns for date, team name, score, and opponent. Includes games from Dec. 1 to Mar. 2.

Coach: Bob King

1963-64 (23-6, 7-3 WAC) - WAC CHAMPIONS

Table with columns for date, team name, score, and opponent. Includes games from Nov. 30 to Mar. 21.

Coach: Bob King

1964-65 (19-8, 5-5 WAC)

Table with columns for date, team name, score, and opponent. Includes games from Dec. 1 to Mar. 15.

Coach: Bob King

1965-66 (16-8, 4-6 WAC)

Table with columns for date, team name, score, and opponent. Includes games from Dec. 1 to Dec. 28.

Dec. 29	Idaho	W 99-81	Albuquerque (LI)
Jan. 1	Denver	W 87-66	Albuquerque
Jan. 8	Wyoming	W 69-57	Albuquerque
Jan. 13	Brigham Young (7)	W 81-78	Albuquerque
Jan. 15	Utah	L 55-57	Albuquerque
Jan. 29	New Mexico State	W 81-69	Las Cruces, N.M.
Feb. 4	Arizona	L 77-83(OT)	Tucson, Ariz.
Feb. 5	Arizona State	L 68-74	Tempe, Ariz.
Feb. 10	New Mexico State	W 74-61	Albuquerque
Feb. 12	Texas-El Paso (4)	L 64-67(OT)	Albuquerque
Feb. 18	Wyoming	L 64-104	Laramie, Wyo.
Feb. 19	Denver	W 86-77	Denver, Colo.
Feb. 25	Brigham Young	L 60-89	Provo, Utah
Feb. 26	Utah	L 85-97	Salt Lake City, Utah
Mar. 3	Arizona	W 83-69	Albuquerque
Mar. 5	Arizona State	W 82-63	Albuquerque

Coach: Bob King

1966-67 (19-8, 5-5 WAC)

Dec. 1 (6)	Abilene Christian	W 62-53	Albuquerque
Dec. 3 (6)	Santa Clara	W 72-54	Albuquerque
Dec. 7 (6)	Loyola Marymount	W 77-59	Albuquerque
Dec. 10 (6)	Texas Tech	W 80-59	Albuquerque
Dec. 16 (5)	Texas-El Paso (2)	W 71-62	El Paso, Texas
Dec. 17 (5)	New Mexico State	L 61-62(OT)	Las Cruces, N.M.
Dec. 19 (6)	North Dakota	W 84-64	Albuquerque
Dec. 21 (6)	Creighton	W 79-68	Omaha, Neb.
Dec. 29 (5)	Texas A&M	W 85-54	Albuquerque (LI)
Dec. 30 (5)	Colorado State	W 64-49	Albuquerque (LI)
Jan. 2 (4)	Denver	W 65-43	Albuquerque
Jan. 7 (4)	Seattle	W 80-60	Albuquerque
Jan. 13 (3)	Wyoming	L 76-86	Laramie, Wyo.
Jan. 14 (3)	Denver	L 66-71	Denver, Colo.
Jan. 20 (9)	Utah	L 64-66	Salt Lake City, Utah
Jan. 21 (9)	Brigham Young	L 73-89	Provo, Utah
Feb. 2	Arizona State	W 88-48	Albuquerque
Feb. 4	Arizona	W 81-50	Albuquerque
Feb. 9	New Mexico State	W 65-57	Albuquerque
Feb. 11	Air Force	W 73-64(OT)	Colo. Springs, Colo.
Feb. 17	Arizona	L 64-70	Tucson, Ariz.
Feb. 18	Arizona State	W 64-50	Tempe, Ariz.
Feb. 23	Brigham Young	W 97-75	Albuquerque
Feb. 25	Utah	L 64-66	Albuquerque
Mar. 4	Wyoming	L 64-65	Albuquerque
Mar. 11	Syracuse	W 66-64	New York, N.Y. (NIT)
Mar. 14	Rutgers	L 60-65	New York, N.Y. (NIT)

Coach: Bob King

1967-68 (23-5, 8-2 WAC) - WAC CHAMPIONS

Dec. 1	Oregon	W 64-60	Eugene, Ore.
Dec. 2	Seattle	W 68-63	Seattle, Wash.
Dec. 6	Pepperdine	W 93-58	Albuquerque
Dec. 9	Texas Tech	W 60-58	Lubbock, Texas
Dec. 13	West Texas State	W 94-78	Albuquerque
Dec. 16	Hawai'i	W 84-75	Albuquerque
Dec. 18	Loyola Marymount	W 77-76	Albuquerque
Dec. 22	Creighton	W 82-67	Albuquerque
Dec. 27	San Jose State	W 93-75	Albuquerque (LI)
Dec. 28	Rhode Island	W 75-62	Albuquerque (LI)
Jan. 1 (10)	Denver	W 87-76	Albuquerque
Jan. 3 (10)	Air Force	W 88-60	Albuquerque
Jan. 6 (10)	New Mexico State	W 71-64	Las Cruces, N.M.
Jan. 13 (9)	Wyoming	W 81-65	Albuquerque
Jan. 18 (6)	Utah (5)	W 72-66	Albuquerque
Jan. 20 (6)	Brigham Young	W 84-69	Albuquerque
Feb. 2 (4)	Arizona State	W 68-62	Tempe, Ariz.
Feb. 3 (4)	Arizona	L 68-69	Tucson, Ariz.
Feb. 7 (6)	New Mexico State (10)	W 72-71	Albuquerque
Feb. 10 (6)	Texas-El Paso	W 64-58	Albuquerque
Feb. 16 (5)	Brigham Young	W 76-67	Provo, Utah
Feb. 17 (5)	Utah	L 64-71	Salt Lake City, Utah
Feb. 22 (7)	Arizona	W 102-74	Albuquerque
Feb. 24 (7)	Arizona State	W 105-83	Albuquerque
Mar. 1 (7)	Wyoming	W 75-62	Laramie, Wyo.
Mar. 2 (7)	Denver	L 68-70	Denver, Colo.
Mar. 15 (6)	Santa Clara	L 73-86	Albuquerque (NCAA)
Mar. 16 (6)	New Mexico State	L 58-62	Albuquerque (NCAA)

Coach: Bob King

1968-69 (17-9, 4-6 WAC)

Nov. 30 (9)	Abilene Christian	W 97-58	Albuquerque
Dec. 5 (8)	Hawai'i	W 63-56	Honolulu, Hawai'i
Dec. 6 (8)	Hawai'i	W 77-62	Honolulu, Hawai'i
Dec. 13 (5)	Occidental	W 100-63	Albuquerque
Dec. 14 (5)	Texas-El Paso	W 65-61	Albuquerque
Dec. 16 (5)	Colorado	L 72-79	Boulder, Colo.
Dec. 17 (5)	St. Mary's (Calif.)	W 77-55	Albuquerque
Dec. 20 (5)	San Francisco	W 82-71	Albuquerque (LI)
Dec. 21 (5)	Temple	W 83-70	Albuquerque (LI)
Dec. 23 (6)	Texas-El Paso	L 67-71	El Paso, Texas
Dec. 30 (18)	Butler	L 80-81(OT)	Indianapolis, Ind.
Jan. 2 (18)	Denver	W 68-64	Albuquerque
Jan. 4 (18)	Brown	W 76-47	Albuquerque
Jan. 10	Wyoming	L 68-70	Laramie, Wyo.
Jan. 11	Denver	W 94-81	Denver, Colo.
Jan. 16	Utah	L 76-77	Salt Lake City, Utah
Jan. 18	Brigham Young	L 65-75	Provo, Utah
Jan. 29	New Mexico State (8)	W 86-66	Las Cruces, N.M.
Feb. 1	New Mexico State (8)	W 68-66	Albuquerque
Feb. 6 (18)	Arizona State	L 73-78	Albuquerque

Feb. 8 (18)	Arizona	W 79-74	Albuquerque
Feb. 15	Wyoming	W 65-63	Albuquerque
Feb. 20	Arizona	L 75-77	Tucson, Ariz.
Feb. 22	Arizona State	W 84-75(OT)	Tempe, Ariz.
Feb. 27	Brigham Young	L 71-77(OT)	Albuquerque
Mar. 1	Utah	W 102-80	Albuquerque

Coach: Bob King

1969-70 (13-13, 7-7 WAC)

Dec. 1	Cal State Northridge	W 99-82	Albuquerque
Dec. 6	Oregon	L 59-61	Albuquerque
Dec. 8	New Mexico State (3)	L 83-90	Albuquerque
Dec. 13	Texas Tech	W 87-65	Albuquerque
Dec. 16	New Mexico State (3)	L 73-91	Las Cruces, N.M.
Dec. 19	St. Joseph's (Pa.)	W 78-77	Albuquerque (LI)
Dec. 20	Washington State	W 85-76	Albuquerque (LI)
Dec. 22	California	L 79-83	Berkeley, Calif.
Dec. 29	South Carolina (3)	L 62-85	New Orleans, La.
Dec. 30	West Virginia	L 91-95	New Orleans, La.
Jan. 3	Denver	W 77-70	Albuquerque
Jan. 8	Wyoming	L 74-92	Laramie, Wyo.
Jan. 10	Colorado State	L 62-79	Fort Collins, Colo.
Jan. 15	Arizona State	W 97-86	Albuquerque
Jan. 17	Arizona	L 72-78	Albuquerque
Jan. 29	Brigham Young	W 90-77	Provo, Utah
Jan. 31	Utah	L 73-99	Salt Lake City, Utah
Feb. 3	Texas-El Paso	L 59-74	El Paso, Tex.
Feb. 7	Air Force	W 64-61	Colo. Springs, Colo.
Feb. 12	Colorado State	L 57-64	Albuquerque
Feb. 14	Wyoming	W 90-85	Albuquerque
Feb. 19	Arizona	L 78-80	Tucson, Ariz.
Feb. 21	Arizona State	W 87-85	Tempe, Ariz.
Feb. 26	Utah	W 93-74	Albuquerque
Feb. 28	Brigham Young	W 82-68	Albuquerque
Mar. 4	Texas-El Paso	W 78-70	Albuquerque

Coach: Bob King

1970-71 (14-12, 4-10 WAC)

Dec. 1	Colorado	W 66-63	Boulder, Colo.
Dec. 4	Butler	W 94-86	Albuquerque
Dec. 5	California	W 82-62	Albuquerque
Dec. 7	Denver	W 86-78	Denver, Colo.
Dec. 10	Wayland Baptist	W 95-71	Albuquerque
Dec. 12	Northern Colorado	W 72-45	Albuquerque
Dec. 14	Texas Tech	W 73-72(OT)	Lubbock, Texas
Dec. 18	Michigan State	L 69-73	Albuquerque (LI)
Dec. 19	Santa Clara	W 91-62	Albuquerque (LI)
Dec. 22	New Mexico State (20)	W 72-66	Albuquerque
Jan. 2	New Mexico State	L 65-76	Las Cruces, N.M.
Jan. 8	Brigham Young	L 62-72	Albuquerque
Jan. 9	Utah	W 78-77	Albuquerque
Jan. 11	Air Force	W 73-66	Albuquerque
Jan. 16	Texas-El Paso	W 65-53	Albuquerque
Jan. 29	Wyoming	L 59-74	Laramie, Wyo.
Jan. 30	Colorado State	L 71-79	Fort Collins, Colo.
Feb. 4	Arizona	W 81-77	Albuquerque
Feb. 6	Arizona State	L 80-92	Albuquerque
Feb. 11	Utah	L 62-69	Salt Lake City, Utah
Feb. 13	Brigham Young	L 68-70	Provo, Utah
Feb. 20	Texas-El Paso	L 67-68	El Paso, Texas
Feb. 25	Colorado State	L 67-68	Albuquerque
Feb. 27	Wyoming	L 80-91	Albuquerque
Mar. 5	Arizona State	L 63-90	Tempe, Ariz.
Mar. 6	Arizona	W 93-83	Tucson, Ariz.

Coach: Bob King

1971-72 (15-11, 7-7 WAC)

Dec. 1	Whittier	W 93-76	Albuquerque
Dec. 4	New Mexico State (16)	W 78-76	Albuquerque
Dec. 6	New Mexico State	L 79-94	Las Cruces, N.M.
Dec. 9	Oklahoma Christian	W 88-81(OT)	Albuquerque
Dec. 11	Texas Tech	W 82-63	Albuquerque
Dec. 22	Texas A&M	W 95-73	Albuquerque (LI)
Dec. 23	St. John's (10)	L 92-95	Albuquerque (LI)
Dec. 28	Oregon	W 76-61	Portland, Ore.
Dec. 29	Washington State	L 51-60	Portland, Ore.
Dec. 30	Oregon State	L 69-81	Portland, Ore.
Jan. 7	Colorado State	L 65-93	Fort Collins, Colo.
Jan. 8	Wyoming	L 62-69	Laramie, Wyo.
Jan. 15	Texas-El Paso	W 68-44	Albuquerque
Jan. 19	Doane	W 79-42	Albuquerque
Jan. 22	St. Louis	W 73-67	St. Louis, Mo.
Jan. 28	Arizona State	W 71-63	Albuquerque
Jan. 29	Arizona	W 61-55	Albuquerque
Feb. 3	Brigham Young (10)	L 62-70	Provo, Utah
Feb. 5	Utah	W 80-69	Salt Lake City, Utah
Feb. 10	Wyoming	W 76-64	Albuquerque
Feb. 12	Colorado State	W 77-75	(OT) Albuquerque
Feb. 19	Texas-El Paso	L 42-65	El Paso, Texas
Feb. 24	Arizona	L 51-53	Tucson, Ariz.
Feb. 26	Arizona State	L 69-82	Tempe, Ariz.
Mar. 3	Utah	W 77-58	Albuquerque
Mar. 4	Brigham Young (7)	L 60-61	Albuquerque

Coach: Bob King

1972-73 (21-6, 9-5 WAC)

Nov. 29	Cal Poly Pomona	W 83-50	Albuquerque
Dec. 2	Oregon State	W 84-79	(OT) Corvallis, Ore.
Dec. 5	New Mexico State	W 88-67	Albuquerque
Dec. 9	Texas Tech	W 72-69	(OT) Lubbock, Texas

Dec. 13	New Mexico State	W 68-67	Las Cruces, N.M.
Dec. 15	Abilene Christian	W 103-74	Albuquerque
Dec. 23	Colorado	W 92-71	Albuquerque
Dec. 29	Dartmouth	W 107-36	Albuquerque (LI)
Dec. 30	Seattle	W 70-54	Albuquerque (LI)
Jan. 5 (16)	Arizona State	L 62-67	Tempe, Ariz.
Jan. 6 (16)	Arizona	L 73-83	Tucson, Ariz.
Jan. 8	St. Louis	W 87-67	Albuquerque
Jan. 11	Brigham Young	W 69-62	Albuquerque
Jan. 13	Utah	W 78-75	Albuquerque
Jan. 19	Hawai'i	W 71-68	Honolulu, Hawai'i
Jan. 20	Hawai'i	W 83-70	Honolulu, Hawai'i
Jan. 26 (19)	Wyoming	W 70-56	Laramie, Wyo.
Jan. 27 (19)	Colorado State	L 67-76	Fort Collins, Colo.
Feb. 3	Texas-El Paso	W 79-64	Albuquerque
Feb. 8 (20)	Arizona	W 93-73	Albuquerque
Feb. 9 (20)	Arizona State	W 98-86	Albuquerque
Feb. 15 (18)	Utah	W 73-70	Salt Lake City, Utah
Feb. 17 (18)	Brigham Young (20)	W 76-66	Provo, Utah
Feb. 22 (15)	Colorado State	W 93-72	Albuquerque
Feb. 23 (15)	Wyoming	L 60-61	Albuquerque
Mar. 3 (15)	Texas-El Paso	L 60-63	El Paso, Texas
Mar. 18	Virginia Tech	L 63-65	New York, N.Y. (NIT)

Coach: Norm Ellenberger

1973-74 (22-7, 10-4 WAC) - WAC CHAMPIONS

Dec. 1	New Mexico State	W 75-66	Las Cruces, N.M.
Dec. 3	Oregon State	W 89-75	Albuquerque
Dec. 5	Cameron College	W 111-83	Albuquerque
Dec. 8	North Dakota	W 105-61	Albuquerque
Dec. 11	New Mexico State	W 72-71	Albuquerque
Dec. 13	Houston Baptist	W 115-72	Albuquerque
Dec. 15	Abilene Christian	W 98-84	Abilene, Texas
Dec. 21	Texas Tech	W 102-65	Albuquerque
Dec. 28 (17)	Columbia	W 109-56	Albuquerque (LI)
Dec. 29 (17)	Minnesota	W 102-68	Albuquerque (LI)
Jan. 4 (12)	Utah	W 98-91	Albuquerque
Jan. 5 (12)	Brigham Young	W 84-75	Albuquerque
Jan. 11 (8)	Arizona	L 89-97	Tucson, Ariz.
Jan. 12 (8)	Arizona State	L 68-80	Tempe, Ariz.
Jan. 19 (15)	Texas-El Paso	L 71-78	El Paso, Texas
Jan. 25 (19)	Wyoming	W 91-68	Albuquerque
Jan. 26 (19)	Colorado State	W 54-49	Albuquerque
Feb. 1 (17)	Florida State	L 71-90	Tallahassee, Fla.
Feb. 2 (17)	Stetson	L 65-67	DeLand, Fla.
Feb. 7	Brigham Young	W 96-77	Provo, Utah
Feb. 8	Utah	L 76-92	Salt Lake City, Utah
Feb. 14	Arizona State	W 89-72	Albuquerque
Feb. 16	Arizona (20)	W 99-72	Albuquerque
Feb. 22	Colorado State	W 67-65	Fort Collins, Colo.
Feb. 23	Wyoming	W 78-67	Laramie, Wyo.
Mar. 2 (19)	Texas-El Paso	W 67-65	Albuquerque
Mar. 9 (17)	Idaho State	W 73-65	Pocatello, Idaho (NCAA)
Mar. 14 (17)	San Francisco	L 61-64	Tucson, Ariz. (NCAA)
Mar. 16 (17)	Dayton (20)	W 66-61	Tucson, Ariz. (NCAA)

Coach: Norm Ellenberger

1974-75 (13-13, 4-10 WAC)

Nov. 29	California-Davis	W 79-68	Albuquerque
Dec. 3	New Mexico State	W 69-58	Albuquerque
Dec. 7	New Mexico State	L 59-65	Las Cruces, N.M.
Dec. 9	Stetson	W 90-82	Albuquerque
Dec. 14	Texas Tech	L 50-70	Lubbock, Texas
Dec. 18	Abilene Christian	W 85-63	Albuquerque
Dec. 20	Jacksonville	W 72-64	Los Angeles, Calif.
Dec. 21	Southern California (7)	L 74-84	Los Angeles, Calif.
Dec. 27	Army	W 95-65	Albuquerque (LI)
Dec. 28	Stanford	W 78-63	Albuquerque (LI)
Jan. 10	Wyoming	W 79-62	Albuquerque
Jan. 11	Colorado State	W 85-70	Albuquerque
Jan. 17	Arizona (13)	L 49-67	Tucson, Ariz.
Jan. 18	Arizona State (9)	L 76-93	Tempe, Ariz.
Jan. 24	Utah	W 76-66	Albuquerque
Jan. 25	Brigham Young	L 78-96	Albuquerque
Jan. 27	Florida State	W 84-78	(OT) Albuquerque
Feb. 1	Texas-El Paso	L 52-53	Albuquerque
Feb. 10	Cal State Los Angeles	W 79-73	Albuquerque
Feb. 14	Colorado State	L 53-58	Fort Collins, Colo.
Feb. 15	Wyoming	L 59-63	Laramie, Wyo.

YEAR-BY-YEAR RESULTS

2018-19 LOBO BASKETBALL

Jan. 9	Colorado State	W	80-71	Fort Collins, Colo.
Jan. 10	Wyoming	W	54-53(OT)	Laramie, Wyo.
Jan. 17	Nevada-Las Vegas (4)	L	73-80	Albuquerque
Jan. 23	Arizona State	W	65-63	Albuquerque
Jan. 24	Arizona	L	79-80	Albuquerque
Jan. 30	Brigham Young	L	67-81	Provo, Utah
Jan. 31	Utah	L	32-34	Salt Lake City, Utah
Feb. 7	Texas-El Paso	W	69-58	El Paso, Texas
Feb. 13	Wyoming	W	57-51	Albuquerque
Feb. 14	Colorado State	W	84-75	Albuquerque
Feb. 20	Arizona	L	65-67(OT)	Tucson, Ariz.
Feb. 21	Arizona State	L	73-87	Tempe, Ariz.
Feb. 26	Utah	L	69-73	Albuquerque
Feb. 28	Brigham Young	W	79-74	Albuquerque
Mar. 6	Texas-El Paso	W	59-58	Albuquerque

Coach: Norm Ellenberger

1976-77 (19-11, 8-6 WAC)

Nov. 26	New Mexico Highlands	W	121-82	Albuquerque
Nov. 27	Colorado	W	90-82	Albuquerque
Dec. 1	New Mexico State	L	103-112	Las Cruces, N.M.
Dec. 4	Wisconsin-Parkside	W	82-68	Albuquerque
Dec. 7	Hawai'i-Hilo	L	78-81	Hilo, Hawai'i
Dec. 10	Hawai'i	L	77-78	Honolulu, Hawai'i
Dec. 11	Hawai'i	W	113-84	Honolulu, Hawai'i
Dec. 18	U.S. International	W	94-76	Albuquerque
Dec. 20	San Diego State	W	107-104	Albuquerque
Dec. 22	New Mexico State	L	71-75	Albuquerque
Dec. 29	Iowa	W	96-83	Albuquerque (LI)
Dec. 30	Southern California	W	87-75	Albuquerque (LI)
Jan. 3	Western New Mexico	W	79-66	Albuquerque
Jan. 5	Portland State	W	109-82	Albuquerque
Jan. 7	Nevada Las Vegas (9)	L	96-121	Las Vegas, Nev.
Jan. 13	Arizona (10)	L	87-89	Albuquerque
Jan. 15	Arizona State	W	85-81	Albuquerque
Jan. 18	Eastern New Mexico	W	110-70	Albuquerque
Jan. 22	Texas-El Paso	W	67-59	Albuquerque
Jan. 27	Utah	L	84-94	Salt Lake City, Utah
Jan. 29	Brigham Young	W	73-65	Provo, Utah
Feb. 3	Colorado State	W	73-64	Albuquerque
Feb. 5	Wyoming	W	93-78	Albuquerque
Feb. 11	Arizona State	W	91-84(OT)	Tempe, Ariz.
Feb. 12	Arizona (18)	L	84-88	Tucson, Ariz.
Feb. 19	Texas-El Paso	W	59-58	El Paso, Texas
Feb. 25	Brigham Young	L	80-88	Albuquerque
Feb. 26	Utah (20)	W	81-77	Albuquerque
Mar. 3	Wyoming	L	64-82	Laramie, Wyo.
Mar. 5	Colorado State	L	64-78	Fort Collins, Colo.

Coach: Norm Ellenberger

1977-78 (24-4, 13-1 WAC) - WAC CHAMPIONS

Nov. 25	Idaho	W	120-70	Albuquerque
Nov. 29	New Mexico Highlands	W	125-73	Albuquerque
Dec. 3	New Mexico State	W	94-87	Las Cruces, N.M.
Dec. 5	Kentucky State	W	126-104	Albuquerque
Dec. 9	Southern California	L	80-93	Los Angeles, Calif.
Dec. 17	Alaska-Anchorage	W	127-101	Albuquerque
Dec. 21	New Mexico State	W	106-78	Albuquerque
Dec. 29	Vermont	W	104-81	Albuquerque (LI)
Dec. 30	Syracuse (10)	L	91-96	Albuquerque (LI)
Jan. 4	Puget Sound	W	102-89	Albuquerque
Jan. 7	Nevada-Las Vegas (9)	W	102-98	Las Vegas, Nev.
Jan. 13	Arizona State	W	91-84	Tempe, Ariz.
Jan. 14	Arizona	W	93-81	Tucson, Ariz.
Jan. 17 (20)	Nevada-Las Vegas (16)	W	89-76	Albuquerque
Jan. 21 (20)	Texas-El Paso	W	84-57	El Paso, Texas
Jan. 26 (14)	Brigham Young	W	95-82	Albuquerque
Jan. 28 (14)	Utah	W	113-89	Albuquerque
Feb. 2 (10)	Wyoming	W	94-91	Laramie, Wyo.
Feb. 4 (10)	Colorado State	W	91-82	Fort Collins, Colo.
Feb. 9 (6)	Arizona	W	103-85	Albuquerque
Feb. 11 (6)	Arizona State	W	103-92	Albuquerque
Feb. 14 (5)	Hawai'i	W	87-69	Albuquerque
Feb. 18 (5)	Texas-El Paso	W	59-51	Albuquerque
Feb. 23 (5)	Utah	L	92-95	Salt Lake City, Utah
Feb. 25 (5)	Brigham Young	W	71-66	Provo, Utah
Mar. 2 (8)	Colorado State	W	111-88	Albuquerque
Mar. 4 (8)	Wyoming	W	93-74	Albuquerque
Mar. 11 (5)	Cal State Fullerton	L	85-90	Tempe, Ariz. (NCAA)

Coach: Norm Ellenberger

1978-79 (19-10, 8-4 WAC)

Nov. 24	New Mexico Highlands	W	122-74	Albuquerque
Nov. 27	New Mexico State	L	93-96	Las Cruces, N.M.
Dec. 1	Wichita State	W	95-81	Tempe, Ariz.
Dec. 2	Arizona State	L	100-104	Tempe, Ariz.
Dec. 5	Lamar	W	97-84	Albuquerque
Dec. 9	New Mexico State	W	81-74	Albuquerque
Dec. 16	Central Florida	W	124-92	Albuquerque
Dec. 18	Eastern Washington	W	117-94	Albuquerque
Dec. 20	California-Davis	W	86-74	Albuquerque
Dec. 22	Arizona	L	88-107	Tucson, Ariz.
Dec. 29	Davidson	W	92-77	Albuquerque (LI)
Dec. 30	Idaho State	L	67-73	Albuquerque (LI)
Jan. 2	Hawai'i	L	64-66	Honolulu, Hawai'i
Jan. 11	Utah	L	90-101	Salt Lake City, Utah
Jan. 13	Brigham Young	W	83-100	Provo, Utah
Jan. 18	Colorado State	W	94-76	Albuquerque
Jan. 20	Wyoming	W	72-64	Albuquerque
Jan. 25	San Diego State	L	72-78	San Diego, Calif.

Jan. 27	Nevada-Las Vegas	W	102-99	Las Vegas, Nev.
Feb. 3	Texas-El Paso	W	64-59	Albuquerque
Feb. 9	Brigham Young	W	66-55	Albuquerque
Feb. 10	Utah	W	84-68	Albuquerque
Feb. 15	Wyoming	L	66-73	Laramie, Wyo.
Feb. 17	Colorado State	W	69-77	Fort Collins, Colo.
Feb. 23	Nevada-Las Vegas	W	110-100	Albuquerque
Feb. 24	San Diego State	W	84-78	Albuquerque
Feb. 26	Arizona	W	129-98	Albuquerque
Mar. 3	Texas-El Paso	W	83-82	El Paso, Texas
Mar. 8	Texas A&M	L	68-79	Albuquerque (NIT)

Coach: Norm Ellenberger

1979-80 (6-22, 3-11 WAC)

Dec. 1	Colorado	L	78-86	Boulder, Colo.
Dec. 4	West Texas State	W	112-100	Albuquerque (Forfeit)
Dec. 8	New Mexico State	L	58-68	Las Cruces, N.M.
Dec. 11	Grand Canyon	W	78-68	Albuquerque
Dec. 13	Weber State	L	70-80	Albuquerque
Dec. 15	Houston	L	80-83(OT)	Albuquerque
Dec. 16	Loyola Marymount	L	70-71	Albuquerque
Dec. 19	Southern California	L	79-82	Albuquerque
Dec. 21	Illinois Tech	W	93-72	Albuquerque
Dec. 22	New Mexico State	L	84-103	Albuquerque
Dec. 28	Idaho State	W	91-76	Albuquerque (LI)
Dec. 29	Utah State	L	83-117	Albuquerque (LI)
Jan. 3	Brigham Young (19)	L	63-75	Albuquerque
Jan. 5	Utah	L	70-73	Albuquerque
Jan. 10	Wyoming	L	58-78	Laramie, Wyo.
Jan. 12	Colorado State	L	68-82	Fort Collins, Colo.
Jan. 17	Hawai'i	W	71-67	Albuquerque
Jan. 19	San Diego State	W	73-72	Albuquerque
Jan. 23	Texas-El Paso	L	70-90	El Paso, Texas
Jan. 26	Nevada-Las Vegas	L	78-84	Las Vegas, Nev.
Jan. 31	Utah	L	68-77	Salt Lake City, Utah
Feb. 2	Brigham Young (19)	L	68-89	Provo, Utah
Feb. 7	Colorado State	W	80-79(OT)	Albuquerque
Feb. 9	Wyoming	L	54-68	Albuquerque
Feb. 14	San Diego State	L	74-76	San Diego, Calif.
Feb. 16	Hawai'i	L	65-73	Honolulu, Hawai'i
Feb. 22	Nevada-Las Vegas	L	68-84	Albuquerque
Mar. 1	Texas-El Paso	L	67-68	Albuquerque

Coach: Charlie Harrison

1980-81 (11-15, 6-10 WAC)

Nov. 28	Colorado	L	65-75	Albuquerque
Nov. 29	New Mexico State	W	97-79	Albuquerque
Dec. 6	East Texas State	W	105-85	Albuquerque
Dec. 13	Arizona State (15)	L	83-86(OT)	Albuquerque
Dec. 20	New Mexico State	L	69-73	Las Cruces, N.M.
Dec. 22	Charleston	W	72-60	Albuquerque
Dec. 26	Nevada-Las Vegas	L	75-87	Las Vegas, Nev.
Dec. 29	Texas Christian	W	76-69	Albuquerque (LI)
Dec. 30	Boston U.	W	107-87	Albuquerque (LI)
Jan. 3	Texas-El Paso	L	62-70	Albuquerque
Jan. 9	Colorado State	W	80-75	Fort Collins, Colo.
Jan. 10	Wyoming	L	54-91	Laramie, Wyo.
Jan. 15	Brigham Young (15)	L	87-92	Albuquerque
Jan. 17	Utah (16)	L	76-82(OT)	Albuquerque
Jan. 22	Air Force	W	37-38	Colo. Springs, Colo.
Jan. 30	San Diego State	W	100-98	Albuquerque
Jan. 31	Hawai'i	L	55-56	Albuquerque
Feb. 7	Texas-El Paso	L	70-86	El Paso, Texas
Feb. 12	Wyoming	W	57-56	Albuquerque
Feb. 14	Colorado State	W	68-51	Albuquerque
Feb. 19	Utah (9)	L	73-90	Salt Lake City, Utah
Feb. 21	Brigham Young (17)	L	72-78	Provo, Utah
Feb. 27	Nevada-Las Vegas	L	81-88	Albuquerque
Feb. 28	Air Force	W	79-69	Albuquerque
Mar. 5	Hawai'i	L	80-85	Honolulu, Hawai'i
Mar. 7	San Diego State	L	84-92	San Diego, Calif.

Coach: Gary Colson

1981-82 (14-14, 7-9 WAC)

Nov. 27	Midwestern State	W	108-59	Albuquerque
Nov. 28	Missouri Baptist	W	104-53	Albuquerque
Dec. 1	East Texas State	W	113-69	Albuquerque
Dec. 4	Southern California	L	71-80	Los Angeles, Calif.
Dec. 7	Northern Arizona	W	60-50	Albuquerque
Dec. 12	New Mexico State	L	81-85	Albuquerque
Dec. 19	Arizona	L	63-67	Tucson, Ariz.
Dec. 21	New Mexico State	L	56-59	Las Cruces, N.M.
Dec. 29	Marshall	W	86-70	Albuquerque (LI)
Dec. 30	Fordham	W	51-49	Albuquerque (LI)
Jan. 2	Utah	L	65-71	Salt Lake City, Utah
Jan. 4	Brigham Young	L	58-76	Provo, Utah
Jan. 8	Air Force	W	68-61	Albuquerque
Jan. 9	Nevada-Las Vegas	W	72-70	Albuquerque
Jan. 14	San Diego State	L	62-78	San Diego, Calif.
Jan. 16	Hawai'i	L	58-66	Honolulu, Hawai'i
Jan. 23	Texas-El Paso	L	60-74	El Paso, Texas
Jan. 29	Colorado State	W	67-58	Albuquerque
Jan. 30	Wyoming	L	65-75	Albuquerque
Feb. 6	Texas-El Paso	L	63-49	Albuquerque
Feb. 11	Wyoming	L	45-56	Laramie, Wyo.
Feb. 13	Colorado State	W	64-62	Fort Collins, Colo.
Feb. 18	Hawai'i	W	78-77(OT)	Albuquerque
Feb. 20	San Diego State	L	79-86	Albuquerque
Feb. 26	Nevada-Las Vegas	L	68-100	Las Vegas, Nev.
Feb. 27	Air Force	L	59-64	Colo. Springs, Colo.

Mar. 4	Utah	W	85-71	Albuquerque
Mar. 6	Brigham Young	W	67-65	Albuquerque

Coach: Gary Colson

1982-83 (14-15, 6-10 WAC)

Nov. 26	New Mexico Highlands	W	122-84	Albuquerque
Nov. 30	Southern Colorado	W	97-71	Albuquerque
Dec. 2	Southern California	W	77-74	Albuquerque
Dec. 4	Arizona	W	101-73	Albuquerque
Dec. 11	New Mexico State	L	86-101	Las Cruces, N.M.
Dec. 18	Weber State	L	48-52	Ogden, Utah
Dec. 20	Long Beach State	L	95-98	Long Beach, Calif.
Dec. 23	New Mexico State	W	78-74	(20T) Albuquerque
Dec. 28	Butler	W	72-61	Albuquerque (LI)
Dec. 29	Princeton	W	52-46	Albuquerque (LI)
Jan. 2	Florida State	L	71-74	Albuquerque
Jan. 4	Grand Canyon	W	76-51	Albuquerque
Jan. 13	Colorado State	W	68-58	Albuquerque
Jan. 15	Wyoming	W	76-71	Albuquerque
Jan. 17	Air Force	W	89-76	Albuquerque
Jan. 22	Texas-El Paso	L	54-65	El Paso, Texas
Jan. 27	Utah	L	67-70	Salt Lake City, Utah
Jan. 29	Brigham Young	L	48-66	Provo, Utah
Feb. 3	San Diego State	L	37-61	Albuquerque
Feb. 5	Hawai'i	W	90-81	Albuquerque
Feb. 10	Air Force	L	52-61	Colo. Springs, Colo.
Feb. 12	Colorado State	L	70-85	Fort Collins, Colo.
Feb. 14	Wyoming	L	58-64	Laramie, Wyo.
Feb. 19	Texas-El Paso	L	51-60	Albuquerque
Feb. 22	Florida State	L	77-79	Tallahassee, Fla.
Feb. 25	Brigham Young	W	71-70	Albuquerque
Feb. 26	Utah	L	61-62	Albuquerque
Mar. 3	Hawai'i	W	63-61	(40T) Honolulu, Hawai'i
Mar. 5	San Diego State	L	73-77	San Diego, Calif.

Coach: Gary Colson

1983-84 (24-11, 10-6 WAC)

Nov. 25	Santa Clara	L	50-54	Anchorage, Alaska
Nov. 26	Alaska-Anchorage	L	72-79	Anchorage, Alaska
Nov. 27	Southern California	W	74-60	Anchorage, Alaska
Dec. 1	Long Beach State	W	74-54	Albuquerque
Dec. 3	Washington	W	54-53	Albuquerque
Dec. 10	UCLA (7)	W	65-60	Los Angeles, Calif.
Dec. 17	New Mexico State	L	60-67	Las Cruces, N.M.
Dec. 19	Eastern New Mexico	W	74-63	Albuquerque
Dec. 22	New Mexico State	W	57-51	Albuquerque
Dec. 29	Idaho State	W	74-53	Albuquerque (LI)
Dec. 30	Bowling Green	W	86-74	Albuquerque (LI)
Jan. 3	U.S. International	W	82-74	Albuquerque
Jan. 5	Texas-Pan American	W	75-63	Albuquerque
Jan. 7	Loyola Marymount	W	66-58	Albuquerque
Jan. 9	Western New Mexico	W	77-58	Albuquerque
Jan. 12	Hawai'i	W	80-65	Albuquerque
Jan. 14	San Diego State	L	68-74	Albuquerque
Jan. 19	Air Force	W	57-47	Colo. Springs, Colo.
Jan. 21	Colorado State	W	55-47	Fort Collins, Colo.
Jan. 23	Wyoming	W	40-38	Laramie, Wyo.
Jan. 28	Texas-El Paso (7)	L	59-60	Albuquerque
Feb. 2	Brigham Young	L	73-86	Albuquerque
Feb. 4	Utah	W	77-69	Albuquerque
Feb. 9	Hawai'i	W	46-44	

Feb. 23	Texas-El Paso	L 65-79	Albuquerque
Feb. 26	Oregon State	W 72-65	Corvallis, Ore.
Mar. 2	Wyoming	W 83-78	Laramie, Wyo.
Mar. 6	Colorado State	L 62-56	Albuquerque (WT)
Mar. 8	San Diego State	L 84-98	El Paso, Texas (WT)
Mar. 12	Texas A&M	W 80-67	Albuquerque (NIT)
Mar. 19	Fresno State	L 55-66	Fresno, Calif. (NIT)

Coach: Gary Colson

1985-86 (17-14, 8-8 WAC)

Nov. 22	Bucknell	W 71-57	Albuquerque
Nov. 24	San Diego	W 61-46	Albuquerque
Nov. 27	Morgan State	W 66-50	Albuquerque
Nov. 30	Oregon State	W 81-63	Albuquerque
Dec. 3	U.S. International	W 132-95	Albuquerque
Dec. 11	Georgetown (6)	L 51-76	Landover, Md.
Dec. 14	Arizona	L 58-70	Tucson, Ariz.
Dec. 21	Alabama State	W 92-82	Albuquerque
Dec. 23	New Mexico State	W 54-44	Albuquerque
Dec. 27	Kent State	W 52-40	Albuquerque (LI)
Dec. 28	Michigan State	L 61-76	Albuquerque (LI)
Dec. 30	New Mexico State	L 44-53	Las Cruces, N.M.
Jan. 2	Utah	W 71-68	Albuquerque
Jan. 4	Brigham Young	W 60-57	Albuquerque
Jan. 9	Wyoming	W 47-45	Laramie, Wyo.
Jan. 11	Colorado State	L 58-65	Fort Collins, Colo.
Jan. 16	San Diego State	L 68-71	San Diego, Calif.
Jan. 18	Hawai'i	W 93-57	Honolulu, Hawai'i
Jan. 24	Colorado State	W 64-51	Albuquerque
Jan. 25	Texas-El Paso	L 70-71	(OT) Albuquerque
Feb. 1	Texas-El Paso	L 54-68	El Paso, Texas
Feb. 6	Air Force	W 72-70	Albuquerque
Feb. 8	Wyoming	L 65-67	Albuquerque
Feb. 14	Brigham Young	L 67-74	Provo, Utah
Feb. 15	Utah	L 59-60	Salt Lake City, Utah
Feb. 22	Air Force	L 64-66	Colo. Springs, Colo.
Feb. 27	Hawai'i	W 65-64	Albuquerque
Mar. 1	San Diego State	W 95-92	(OT) Albuquerque
Mar. 6	Brigham Young	W 79-68	Laramie, Wyo. (WT)
Mar. 7	Wyoming	L 54-56	Laramie, Wyo. (WT)
Mar. 13	Texas	L 66-69	Albuquerque (NIT)

Coach: Gary Colson

1986-87 (25-10, 11-5 WAC)

Nov. 28	North Carolina Charlotte	W 74-72	Kahalui, Maui, Hawai'i
Nov. 29	Long Beach State	W 92-88	(OT) Kahalui, Maui, Hawai'i
Nov. 30	Vanderbilt	L 71-87	Kahalui, Maui, Hawai'i
Dec. 2	Jackson State	W 75-62	Albuquerque
Dec. 4	New Mexico State	L 62-81	Las Cruces, N.M.
Dec. 6	Texas	W 82-72	Albuquerque
Dec. 8	Idaho	W 74-70	Albuquerque
Dec. 10	New Mexico Highlands	W 106-91	Albuquerque
Dec. 20	New Mexico State	W 64-50	Albuquerque
Dec. 23	Oklahoma State	W 90-74	Albuquerque
Dec. 26	Brown	W 84-68	Albuquerque (LI)
Dec. 27	Drake	L 52-59	Albuquerque (LI)
Dec. 30	Winthrop	W 91-66	Albuquerque
Jan. 3	San Diego State	W 88-84	San Diego, Calif.
Jan. 5	Hawai'i	W 99-86	Honolulu, Hawai'i
Jan. 9	Utah	L 72-80	Albuquerque
Jan. 10	Brigham Young	W 102-89	Albuquerque
Jan. 15	Wyoming	L 66-78	Laramie, Wyo.
Jan. 17	Air Force	W 80-65	Colo. Springs, Colo.
Jan. 24	Colorado State	W 75-54	Albuquerque
Jan. 26	Texas-El Paso	W 75-69	Albuquerque
Jan. 29	Miami (Fla.)	W 87-78	Albuquerque
Jan. 31	Texas-El Paso	L 90-107	El Paso, Texas
Feb. 5	Brigham Young	L 73-98	Provo, Utah
Feb. 7	Utah	L 65-77	Salt Lake City, Utah
Feb. 13	Hawai'i	W 110-92	Albuquerque
Feb. 14	San Diego State	W 76-66	Albuquerque
Feb. 17	Eastern Washington	W 90-81	Albuquerque
Feb. 21	Colorado State	W 62-61	Fort Collins, Colo.
Feb. 26	Wyoming	W 92-89	Albuquerque
Feb. 28	Air Force	W 80-73	Albuquerque
Mar. 5	Colorado State	W 92-77	Albuquerque (WT)
Mar. 6	Brigham Young	W 93-86	Albuquerque (WT)
Mar. 7	Wyoming	L 62-64	Albuquerque (WT)
Mar. 13	Oregon State	L 82-85	Albuquerque (NIT)

Coach: Gary Colson

1987-88 (22-14, 8-8 WAC)

Nov. 20	Weber State	W 88-72	Albuquerque (NIT)
Nov. 23	UCLA	W 77-66	Albuquerque (NIT)
Nov. 27	Seton Hall	L 67-88	New York, N.Y. (NIT)
Nov. 28	Iowa State	L 96-107	New York, N.Y. (NIT)
Nov. 30	Western New Mexico	W 93-70	Albuquerque
Dec. 3	New Mexico State	W 72-71	Albuquerque
Dec. 5	Washington	L 64-77	Seattle, Wash.
Dec. 7	Texas Southern	W 64-61	Albuquerque
Dec. 10	New Mexico State	W 76-72	Las Cruces, N.M.
Dec. 19	Grambling	W 87-61	Albuquerque
Dec. 23	Rider	W 108-84	Albuquerque
Dec. 26	North Texas	W 77-69	Albuquerque (LI)
Dec. 27	Ohio State	W 74-65	Albuquerque (LI)
Dec. 30	Texas	W 86-74	Austin, Texas
Jan. 2	Arizona (1)	W 61-59	Albuquerque
Jan. 8	Air Force	W 80-67	Albuquerque
Jan. 9	Wyoming (5)	W 85-72	Albuquerque
Jan. 14 (19)	San Diego State	L 59-64	San Diego, Calif.

Jan. 16 (19)	Hawai'i	L 76-79	Honolulu, Hawai'i
Jan. 21	Utah	W 55-50	Albuquerque
Jan. 23	Brigham Young (12)	L 82-89	Albuquerque
Jan. 30	Texas-El Paso (18)	W 70-69	El Paso, Texas
Feb. 1	Colorado State	W 60-51	Albuquerque
Feb. 4	Air Force	L 82-65	Colo. Springs, Colo.
Feb. 6	Wyoming	L 79-90	Laramie, Wyo.
Feb. 12	San Diego State	W 93-85	Albuquerque
Feb. 13	Hawai'i	W 71-50	Albuquerque
Feb. 18	Colorado State	L 60-61	Fort Collins, Colo.
Feb. 20	Oklahoma (4)	L 100-120	Norman, Okla.
Feb. 26	Texas-El Paso	W 74-63	Albuquerque
Mar. 3	Brigham Young (15)	L 82-89	Provo, Utah
Mar. 5	Utah	L 67-68	Salt Lake City, Utah
Mar. 10	Texas-El Paso	L 61-74	Provo, Utah (WT)
Mar. 17	Pepperdine	W 86-75	Albuquerque (NIT)
Mar. 22	Oregon	W 78-59	Albuquerque (NIT)
Mar. 25	Ohio State	L 65-68	Albuquerque (NIT)

Coach: Gary Colson

1988-89 (22-11, 11-5 WAC)

Nov. 26	Loyola (Md.)	W 96-71	Albuquerque (LC)
Nov. 27	Univ. of San Diego	L 53-64	Albuquerque (LC)
Nov. 30	Arizona (11)	L 67-80	Tucson, Ariz.
Dec. 3	Prairie View A&M	W 100-75	Albuquerque
Dec. 5	New Mexico State	L 66-70	Las Cruces, N.M.
Dec. 8	Oklahoma (6)	L 96-100	Albuquerque
Dec. 17	New Mexico State	W 64-61	Albuquerque
Dec. 27	George Washington	W 94-73	Albuquerque (LI)
Dec. 28	Wake Forest	W 76-71	Albuquerque (LI)
Jan. 5	Brigham Young	W 88-84	Albuquerque
Jan. 7	Utah	W 85-66	Albuquerque
Jan. 12	Colorado State	L 62-64	Fort Collins, Colo.
Jan. 14	Wyoming	W 106-89	Laramie, Wyo.
Jan. 19	Hawai'i	W 81-63	Honolulu, Hawai'i
Jan. 21	San Diego State	W 83-76	San Diego, Calif.
Jan. 26	Colorado State	W 65-62	(OT) Albuquerque
Jan. 28	Texas-El Paso	W 70-67	Albuquerque
Feb. 1	Miami (Fla.)	W 110-93	Miami, Fla.
Feb. 4	Texas-El Paso	L 60-73	El Paso, Texas
Feb. 9	Wyoming	L 66-68	Albuquerque
Feb. 11	Air Force	W 79-67	Albuquerque
Feb. 12	Georgia	W 80-66	Albuquerque
Feb. 16	Utah	W 79-76	Salt Lake City, Utah
Feb. 18	Brigham Young	L 79-90	Provo, Utah
Feb. 22	Eastern New Mexico	W 100-67	Albuquerque
Feb. 25	Air Force	W 80-73	Colo. Springs, Colo.
Mar. 2	San Diego State	W 102-72	Albuquerque
Mar. 4	Hawai'i	L 70-71	Albuquerque
Mar. 9	Air Force	W 74-60	Salt Lake City, Utah (WT)
Mar. 10	Texas-El Paso	L 57-89	Salt Lake City, Utah (WT)
Mar. 16	Santa Clara	W 91-76	Albuquerque (NIT)
Mar. 21	Pepperdine	W 86-69	Albuquerque (NIT)
Mar. 23	St. Louis	L 65-66	Albuquerque (NIT)

Coach: Dave Bliss

1989-90 (20-14, 9-7 WAC)

Nov. 24	Hardin-Simmons	W 91-57	Albuquerque (LC)
Nov. 25	Monmouth	W 69-63	Albuquerque (LC)
Nov. 28	New Mexico Highlands	W 106-53	Albuquerque
Dec. 2	New Mexico State	L 55-60	Las Cruces, N.M.
Dec. 5	Tennessee	L 85-96	(OT) Knoxville, Tenn.
Dec. 7	New Mexico State	L 73-74	Albuquerque
Dec. 16	Louisville (10)	L 49-78	Louisville, Ky.
Dec. 18	Centenary	W 86-69	Albuquerque
Dec. 22	Maine	W 94-63	Albuquerque (LI)
Dec. 23	Detroit	W 91-64	Albuquerque (LI)
Dec. 27	East Carolina	W 88-51	Albuquerque
Dec. 30	Towson State	W 96-68	Albuquerque
Jan. 4	Wyoming	L 87-89	(OT) Albuquerque
Jan. 6	Colorado State	W 63-61	Albuquerque
Jan. 11	Utah	L 60-79	Salt Lake City, Utah
Jan. 13	Brigham Young	L 78-79	Provo, Utah
Jan. 18	San Diego State	L 62-78	San Diego, Calif.
Jan. 20	Hawai'i	L 71-74	Honolulu, Hawai'i
Jan. 27	Air Force	W 61-44	Albuquerque
Jan. 30	Texas-El Paso	L 80-82	(OT) Albuquerque
Feb. 8	Colorado State	L 71-75	Fort Collins, Colo.
Feb. 10	Wyoming	W 82-79	Laramie, Wyo.
Feb. 15	Brigham Young	W 60-51	Albuquerque
Feb. 17	Utah	W 86-66	Albuquerque
Feb. 22	Hawai'i	W 82-71	Albuquerque
Feb. 24	San Diego State	W 91-69	Albuquerque
Feb. 28	Air Force	W 62-54	Colo. Springs, Colo.
Mar. 3	Texas-El Paso	W 61-56	El Paso, Texas
Mar. 8	Texas-El Paso	L 61-78	El Paso, Texas (WT)
Mar. 16	Oregon	W 89-78	Albuquerque (NIT)
Mar. 20	Oklahoma State	W 90-88	Albuquerque (NIT)
Mar. 23	Hawai'i	W 80-58	Albuquerque (NIT)
Mar. 26	St. Louis	L 73-80	New York, N.Y. (NIT)
Mar. 28	Penn State	L 81-83	(OT) New York, N.Y. (NIT)

Coach: Dave Bliss

1990-91 (20-10, 10-6 WAC)

Nov. 23	Texas-Arlington	W 136-99	Albuquerque (LC)
Nov. 24	San Francisco	W 94-77	Albuquerque (LC)
Nov. 28	Western New Mexico	W 78-51	Albuquerque
Dec. 1	Texas Tech	W 66-55	Lubbock, Texas
Dec. 3	Maryland-Eastern Shore	W 79-62	Albuquerque
Dec. 5	Arizona State	L 54-59	Tempe, Ariz.

Dec. 7	New Mexico State	W 94-88	Albuquerque
Dec. 15	New Mexico State	L 64-72	Las Cruces, N.M.
Dec. 17	North Texas	W 98-84	Albuquerque
Dec. 20	Tennessee	W 83-80	Albuquerque
Dec. 28	Southwest Texas State	W 99-82	Albuquerque (LI)
Dec. 29	Southern	W 94-83	Albuquerque (LI)
Jan. 3	Colorado State	W 54-46	Albuquerque
Jan. 5	Wyoming	L 79-92	Albuquerque
Jan. 10	Utah	L 53-65	Salt Lake City, Utah
Jan. 12	Brigham Young	L 65-72	Provo, Utah
Jan. 17	San Diego State	L 51-52	San Diego, Calif.
Jan. 19	Hawai'i	W 84-77	Honolulu, Hawai'i
Jan. 24	San Diego State	W 79-68	Albuquerque
Jan. 26	Hawai'i	W 83-67	Albuquerque
Jan. 31	Air Force	W 82-55	Albuquerque
Feb. 2	Utah (13)	W 68-62	Albuquerque
Feb. 7	Colorado State	L 61-66	Fort Collins, Colo.
Feb. 9	Wyoming	W 85-82	(OT) Laramie, Wyo.
Feb. 14	Brigham Young	L 76-83	Albuquerque
Feb. 23	Texas-El Paso	W 80-73	Albuquerque
Feb. 28	Air Force	W 66-56	Colo. Springs, Colo.
Mar. 2	Texas-El Paso	W 72-70	(OT) El Paso, Texas
Mar. 7	Hawai'i	L 67-68	Laramie, Wyo. (WT)
Mar. 14	Oklahoma State	L 54-67	College Park, Md. (NCAA)

Coach: Dave Bliss

1991-92 (20-13, 11-5 WAC)

Nov. 22	Idaho State	W 112-98	Albuquerque (LC)
Nov. 23	Duquesne	W 91-85	Albuquerque (LC)
Nov. 27	Texas Tech	L 56-58	Albuquerque
Nov. 30	New Mexico State	L 73-80	Albuquerque
Dec. 2	Eastern New Mexico	L 76-81	Albuquerque
Dec. 7	Arizona State	L 69-71	Albuquerque
Dec. 10	Texas A&M	W 94-72	College Station, Texas
Dec. 14	Arizona (2)	L 54-66	Albuquerque
Dec. 21	Tennessee State	W 107-59	Albuquerque
Dec. 27	Bucknell	W 70-57	Albuquerque (LI)
Dec. 28	Miami (Ohio)	W 63-55	Albuquerque (LI)
Jan. 3	Utah	W 60-54	Albuquerque
Jan. 6	New Mexico State	L 63-68	Las Cruces, N.M.
Jan. 11	Air Force	W 78-63	Albuquerque
Jan. 16	San Diego State	W 90-68	Albuquerque
Jan. 18	Hawai'i	W 79-67	Albuquerque
Jan. 23	Hawai'i	L 55-58	Honolulu, Hawai'i
Jan. 25	San Diego State	W 71-61	San Diego, Calif.
Jan. 30	Brigham Young	L 65-85	Provo, Utah
Feb. 1	Utah	L 54-61	Salt Lake City, Utah
Feb. 6	Wyoming	W 79-65	Albuquerque
Feb. 8	Colorado State	W 61-47	Albuquerque
Feb. 13	Texas-El Paso	W 88-56	Albuquerque
Feb. 15	Wyoming	L 61-68	Laramie, Wyo.
Feb. 22	Brigham Young	W 95-84	(OT) Albuquerque
Feb. 27	Colorado State	W 60-56	Fort Collins, Colo.
Feb. 29	Air Force	W 70-55	Colo. Springs, Colo.
Mar. 7	Texas-El Paso	L 54-72	El Paso, Texas
Mar. 12	Wyoming	W 89-83	Fort Collins, Colo. (WT)
Mar. 13	Texas-El Paso	L 72-83	Fort Collins, Colo. (WT)
Mar. 19	Louisiana Tech	W 90-84	Albuquerque (NIT)
Mar. 23	Washington State	W 79-71	Albuquerque (NIT)
Mar. 27	Virginia	L 71-76	Richmond, Va. (NIT)

Coach: Dave Bliss

1992-93 (24-7, 13-5 WAC) - WAC TOURNAMENT CHAMPIONS

Dec. 1	New Mexico Highlands	W 89-54	Albuquerque
Dec. 3	Texas A&M	W 71-69	Albuquerque
Dec. 8	Arizona (14)	L 70-89	Tucson, Ariz.
Dec. 12	New Mexico State (25)	W 69-62	Las Cruces, N.M.
Dec. 20	Texas Tech	W 96-75	Albuquerque
Dec. 23	New Mexico State (24)	W 71-66	Albuquerque
Dec. 28	William & Mary	W 64-59	Albuquerque (LI)
Dec. 29	Penn	W 54-51	Albuquerque (LI)
Jan. 2	Utah	L 45-78	Salt Lake City, Utah
Jan. 4	Brigham Young (24)	L 56-70	Provo, Utah
Jan. 7	Fresno State	W 85-64	Albuquerque
Jan. 9	Air Force	W 63-43	Albuquerque
Jan. 15	Hawai'i	W 61-58	Honolulu, Hawai'i
Jan. 17	San Diego State	W 77-52	San Diego, Calif.
Jan. 21	Colorado State	L 65-67	(OT) Albuquerque
Jan. 23	Wyoming	W 77-67	Albuquerque
Jan. 30	Texas-El Paso	W 66-62	El Paso, Texas
Feb. 1			

Table listing basketball results from Dec. 3 to Mar. 18, including team names, scores, and locations. Coach: Dave Bliss.

Table listing basketball results from Nov. 17 to Mar. 10, including team names, scores, and locations. Coach: Dave Bliss.

Table listing basketball results from Nov. 17 to Mar. 17, including team names, scores, and locations. Coach: Dave Bliss.

Table listing basketball results from Nov. 18 to Feb. 28, including team names, scores, and locations. Coach: Dave Bliss.

Table listing basketball results from Nov. 11 to Feb. 26, including team names, scores, and locations. Coach: Dave Bliss.

Table listing basketball results from Nov. 13 to Feb. 13, including team names, scores, and locations. Coach: Dave Bliss.

Table listing basketball results from Feb. 20 to Mar. 13, including team names, scores, and locations. Coach: Dave Bliss.

Table listing basketball results from Nov. 16 to Mar. 21, including team names, scores, and locations. Coach: Fran Fraschilla.

Table listing basketball results from Nov. 13 to Feb. 26, including team names, scores, and locations. Coach: Fran Fraschilla.

Table listing basketball results from Nov. 17 to Jan. 21, including team names, scores, and locations. Coach: Fran Fraschilla.

2018-19 LOBO BASKETBALL

YEAR-BY-YEAR RESULTS

Jan. 26	Wyoming	L 67-79	Laramie, Wyo.
Jan. 28	Colorado State	W 70-64	Fort Collins, Colo.
Feb. 2	San Diego State	L 65-78	Albuquerque
Feb. 5	UNLV	W 84-81	(OT) Albuquerque
Feb. 9	Air Force	L 44-47	Colo. Springs, Colo.
Feb. 16	BYU	L 62-68	Provo, Utah
Feb. 19	Utah	L 65-66	Salt Lake City, Utah
Feb. 23	Colorado State	W 72-60	Albuquerque
Feb. 25	Wyoming	W 74-65	Albuquerque
Feb. 28	San Diego State	L 71-84	San Diego, Calif.
March 2	UNLV	L 82-91	Las Vegas, Nev.
March 7	UNLV	L 117-120	(2OT) Las Vegas, Nev. (MWC)
March 13	Minnesota	L 62-96	Minneapolis, Minn. (NIT)

Coach: Fran Fraschilla

2002-03 (10-18, 4-10 Mountain West)

Nov. 23	California	L 68-76	Albuquerque
Nov. 25	Northwestern State	W 60-56	Albuquerque
Nov. 30	New Mexico State	L 58-59	Las Cruces, N.M.
Dec. 2	Northeastern	W 90-88	Albuquerque
Dec. 6	IUPUI	W 91-66	Albuquerque
Dec. 15	New Mexico State	L 60-72	Albuquerque
Dec. 18	Texas Tech	L 71-98	Lubbock, Texas
Dec. 21	Southern Utah	L 57-69	Albuquerque
Dec. 28	Portland State	W 69-52	Albuquerque (LI)
Dec. 29	Pepperdine	L 68-88	Albuquerque (LI)
Jan. 4	Tennessee	L 64-71	Knoxville, Tenn.
Jan. 7	Northern Arizona	W 59-57	Albuquerque
Jan. 13	Colorado State	L 54-78	Fort Collins, Colo.
Jan. 18	Wyoming	L 81-85	(OT) Laramie, Wyo.
Jan. 22	Western New Mexico	W 107-49	Albuquerque
Jan. 25	San Diego State	W 66-62	Albuquerque
Jan. 27	UNLV	L 66-75	Albuquerque
Feb. 1	Brigham Young	L 64-80	Provo, Utah
Feb. 3	Utah	L 68-78	Salt Lake City, Utah
Feb. 8	Air Force	W 73-59	Albuquerque
Feb. 15	Wyoming	L 91-103	Albuquerque
Feb. 17	Colorado State	W 82-72	Albuquerque
Feb. 22	UNLV	L 69-74	Las Vegas, Nev.
Feb. 24	San Diego State	L 73-89	San Diego, Calif.
March 1	Utah (22)	W 76-69	Albuquerque
March 3	Brigham Young	L 81-91	Albuquerque
March 8	Air Force	L 60-68	Colo. Springs, Colo.
March 13	Brigham Young	L 56-71	Las Vegas, Nev. (MWC)

Coach: Ritchie McKay

2003-04 (14-14, 5-9 Mountain West)

Nov. 22	San Francisco State	W 95-42	Albuquerque
Nov. 24	New Mexico Highlands	W 86-59	Albuquerque
Dec. 1	Portland	L 71-77	Albuquerque
Dec. 3	New Mexico State	L 48-67	Las Cruces, N.M.
Dec. 6	Texas Tech	L 58-67	Albuquerque
Dec. 8	Sacramento State	W 77-63	Albuquerque
Dec. 21	Coppin State	W 74-56	Albuquerque
Dec. 22	New Mexico State	W 65-49	Albuquerque
Dec. 28	Northwestern State	W 87-51	Albuquerque (LI)
Dec. 29	Penn State	W 82-63	Albuquerque (LI)
Jan. 3	Wake Forest (6)	L 61-70	Winston-Salem, N.C.
Jan. 6	San Diego	W 88-75	Albuquerque
Jan. 9	Cornell	W 74-65	Albuquerque
Jan. 12	Wyoming	L 77-82	Laramie, Wyo.
Jan. 17	Air Force	L 42-68	Albuquerque
Jan. 24	Utah	W 70-54	Albuquerque
Jan. 26	BYU	W 65-63	Albuquerque
Jan. 31	UNLV	L 80-89	Las Vegas, Nev.
Feb. 2	San Diego State	L 68-72	San Diego, Calif.
Feb. 7	Colorado State	W 63-51	Albuquerque
Feb. 9	Wyoming	W 87-75	Albuquerque
Feb. 14	Air Force	L 50-51	Colo. Springs, Colo.
Feb. 21	BYU	L 71-88	Provo, Utah
Feb. 23	Utah	L 43-73	Salt Lake City, Utah
Feb. 28	San Diego State	W 72-60	Albuquerque
March 1	UNLV	L 75-78	Albuquerque
March 6	Colorado State	L 66-76	Fort Collins, Colo.
March 11	UNLV	L 53-55	Denver, Colo. (MWC)

Coach: Ritchie McKay

2004-05 (26-7, 10-4 Mountain West) MWC TOURNAMENT CHAMPIONS

Nov. 12	North Carolina A&T	W 77-59	Albuquerque (NABC)
Nov. 13	Santa Clara	W 93-59	Albuquerque (NABC)
Nov. 14	Duquesne	W 82-74	Albuquerque (NABC)
Nov. 19	Western New Mexico	W 93-53	Albuquerque
Nov. 22	Oregon	L 75-79	Eugene, Ore.
Nov. 27	Northern Arizona	W 81-70	Albuquerque
Dec. 1	New Mexico State	W 99-80	Albuquerque
Dec. 4	New Mexico State	W 84-66	Las Cruces, N.M.
Dec. 9	Northern Colorado	W 86-52	Albuquerque
Dec. 12	Arkansas-Pine Bluff	W 77-53	Albuquerque
Dec. 18	Tennessee	W 77-58	Albuquerque
Dec. 22	Wake Forest (5)	L 64-81	Albuquerque
Dec. 28	Miss. Valley State	W 101-68	Albuquerque (LI)
Dec. 29	Troy	W 88-66	Albuquerque (LI)
Jan. 3	Texas-Arlington	W 64-55	Arlington, Texas
Jan. 8	Wyoming	W 89-75	Albuquerque
Jan. 15	Air Force	L 62-64	Colo. Springs, Colo.
Jan. 22	Utah	L 58-69	Salt Lake City, Utah
Jan. 24	BYU	L 53-68	Provo, Utah
Jan. 29	UNLV	W 62-59	Albuquerque
Jan. 31	San Diego State	W 88-71	Albuquerque
Feb. 5	Colorado State	W 55-47	Fort Collins, Colo.

Feb. 7	Wyoming	L 71-88	Laramie, Wyo.
Feb. 14	Air Force	W 63-52	Albuquerque
Feb. 19	BYU	W 91-72	Albuquerque
Feb. 21	Utah (13)	W 65-54	Albuquerque
Feb. 26	San Diego State	W 78-61	San Diego, Calif.
Feb. 28	UNLV	W 77-66	Las Vegas, Nev.
March 5	Colorado State	W 72-61	Albuquerque
March 10	BYU	W 85-71	Denver, Colo. (MWC)
March 11	San Diego State	W 77-67	Denver, Colo. (MWC)
March 12	Utah (15)	W 60-56	Denver, Colo. (MWC)
March 18	Villanova (22)	L 47-55	Nashville, Tenn. (NCAA)

Coach: Ritchie McKay

2005-06 (17-13, 8-8 Mountain West)

Nov. 18	South Carolina State	W 56-47	Albuquerque (JTC)
Nov. 19	Mississippi	W 95-42	Albuquerque (JTC)
Nov. 20	Southern Utah	W 62-48	Albuquerque (JTC)
Nov. 23	Kansas State	L 56-68	Manhattan, Kan.
Nov. 26	UTEP	W 76-72	Albuquerque
Dec. 3	New Mexico State	L 61-67	Las Cruces, N.M.
Dec. 10	Washington (13)	L 71-81	Anaheim, Calif. (JWC)
Dec. 13	New Mexico State	W 71-68	(OT) Albuquerque
Dec. 17	Oregon	W 68-61	Albuquerque
Dec. 20	Alcorn State	W 87-75	Albuquerque
Dec. 22	San Diego	L 56-63	San Diego, Calif.
Dec. 28	Dartmouth	W 66-60	Albuquerque (LI)
Dec. 29	Texas-Arlington	W 63-51	Albuquerque (LI)
Jan. 4	Utah	L 49-64	Salt Lake City, Utah
Jan. 7	Colorado State	W 83-75	Albuquerque
Jan. 11	TCU	L 56-54	Albuquerque
Jan. 14	Wyoming	L 70-77	Laramie, Wyo.
Jan. 21	Air Force	W 62-59	Albuquerque
Jan. 25	San Diego State	L 69-75	San Diego, Calif.
Jan. 28	UNLV	L 56-67	Las Vegas, Nev.
Feb. 1	BYU	L 71-77	Albuquerque
Feb. 4	Utah	W 64-53	Albuquerque
Feb. 8	Colorado State	W 80-78	Fort Collins, Colo.
Feb. 11	TCU	W 53-42	Fort Worth, Texas
Feb. 15	Wyoming	W 47-45	Albuquerque
Feb. 22	Air Force	L 46-51	Colo. Springs, Colo.
Feb. 25	San Diego State	L 66-73	Albuquerque
March 1	UNLV	W 47-39	Albuquerque
March 4	BYU	L 68-76	Provo, Utah
March 9	UNLV	L 64-65	Denver, Colo. (MWC)

Coach: Ritchie McKay

2006-07 (15-17, 4-12 Mountain West)

Nov. 10	Abilene Christian	W 91-54	Albuquerque
Nov. 12	Sacramento State	W 92-56	Albuquerque
Nov. 14	Colorado	W 106-65	Albuquerque
Nov. 21	Kansas State	W 78-54	Albuquerque
Nov. 28	New Mexico State	W 79-76	Albuquerque
Dec. 3	UTEP	L 63-87	El Paso, Texas
Dec. 5	New Mexico State	L 72-103	Las Cruces, N.M.
Dec. 16	North Carolina A&T	W 86-78	Albuquerque
Dec. 17	Longwood	W 79-60	Albuquerque (LVC)
Dec. 19	Charleston Southern	W 76-69	Albuquerque (LVC)
Dec. 22	Wichita State (8)	W 71-68	Las Vegas, Nev. (LVC)
Dec. 23	Kansas State	L 56-72	Las Vegas, Nev. (LVC)
Dec. 28	Alcorn State	W 91-59	Albuquerque (LI)
Dec. 29	Pepperdine	W 101-96	Albuquerque (LI)
Jan. 1	Texas Tech	L 68-70	Lubbock, Texas
Jan. 3	TCU	L 52-64	Fort Worth, Texas
Jan. 6	Colorado State	L 79-88	Albuquerque
Jan. 9	Air Force (15)	W 77-65	Albuquerque
Jan. 13	Utah	W 86-82	(OT) Albuquerque
Jan. 17	San Diego State	L 68-73	San Diego, Calif.
Jan. 24	BYU	L 49-70	Albuquerque
Jan. 27	UNLV	L 72-76	(OT) Las Vegas, Nev.
Jan. 30	Wyoming	W 91-83	Albuquerque
Feb. 3	Colorado State	W 70-66	Fort Collins, Colo.
Feb. 10	Air Force (13)	L 51-60	Colo. Springs, Colo.
Feb. 14	BYU	L 83-96	Provo, Utah
Feb. 17	TCU	W 74-58	Albuquerque
Feb. 20	San Diego State	L 74-81	(OT) Albuquerque
Feb. 24	Utah	L 91-93	(2OT) Salt Lake City, Utah
Feb. 28	UNLV	L 83-85	Albuquerque
March 3	Wyoming	L 67-76	Laramie, Wyo.
March 6	TCU	L 54-62	Las Vegas, Nev. (MWC)

Coach: Ritchie McKay

2007-08 (24-9, 11-5 Mountain West)

Nov. 9	Colorado	W 54-47	Boulder, Colo.
Nov. 12	Eastern Washington	W 92-57	Albuquerque
Nov. 13	Presbyterian	W 88-57	Albuquerque (BTI)
Nov. 14	St. Bonaventure	L 81-54	Albuquerque (BTI)
Nov. 15	Loyola Marymount	W 86-58	Albuquerque (BTI)
Nov. 21	Hawaii	W 89-60	Albuquerque
Nov. 28	Southern Utah	W 57-48	Albuquerque
Dec. 1	Mississippi	L 77-85	Oxford, Miss.
Dec. 4	New Mexico State	L 62-71	Las Cruces, N.M.
Dec. 8	San Diego	W 57-47	Albuquerque
Dec. 15	Texas Tech	W 80-63	Albuquerque
Dec. 19	New Mexico State	W 83-69	Albuquerque
Dec. 23	Weber State	W 62-32	Albuquerque
Dec. 27	Hawaii	W 79-69	Honolulu, Hawaii
Jan. 2	UTEP	W 86-85	(OT) El Paso, Texas
Jan. 5	Wyoming	W 99-92	(2OT) Laramie, Wyo.
Jan. 12	San Diego State	L 67-72	Albuquerque
Jan. 15	TCU	L 72-74	Fort Worth, Texas

Jan. 19	Air Force	W 59-44	Albuquerque
Jan. 22	Utah	W 77-67	(OT) Albuquerque
Jan. 26	BYU	L 66-83	Provo, Utah
Feb. 2	UNLV	L 60-79	Las Vegas, Nev.
Feb. 5	Colorado State	W 91-51	Albuquerque
Feb. 9	Wyoming	W 100-55	Albuquerque
Feb. 13	San Diego State	W 73-63	San Diego, Calif.
Feb. 16	TCU	W 64-48	Albuquerque
Feb. 20	Air Force	W 68-51	Colo. Springs, Colo.
Feb. 23	Utah	W 72-71	Salt Lake City, Utah
Feb. 26	BYU	L 69-70	(OT) Albuquerque
Mar. 4	UNLV	W 71-52	Albuquerque
Mar. 8	Colorado State	W 71-52	(OT) Fort Collins, Colo.
Mar. 13	Utah	L 80-82	(OT) Las Vegas, Nev. (MWC)
Mar. 19	California	L 66-68	Berkeley, Calif. (NIT)

Coach: Steve Alford

2008-09 (22-12, 12-4 Mountain West) MW CHAMPIONS

Nov. 14	Southeast Missouri State	W 102-59	Albuquerque
Nov. 16	Creighton	L 75-82	Omaha, Neb.
Nov. 20	Grambling State (CC)	W 96-50	Albuquerque
Nov. 22	Central Florida (CC)	L 71-72	Albuquerque
Nov. 24	Cal State Northridge	W 85-74	Albuquerque
Nov. 29	VCU (CC)	L 55-67	Cancun, Mexico
Nov. 30	Drake (CC)	L 62-68	Cancun, Mexico
Dec. 6	Southern Miss	W 60-58	Albuquerque
Dec. 10	San Diego	W 57-54	San Diego, Calif.
Dec. 13	Ole Miss	W 103-70	Albuquerque
Dec. 17	Oral Roberts	W 66-63	Albuquerque
Dec. 20	Texas Tech	L 78-86	Lubbock, Texas
Dec. 23	New Mexico State	W 76-62	Albuquerque
Dec. 30	New Mexico State	W 68-66	Las Cruces, N.M.
Jan. 3	UNLV	L 58-60	Las Vegas, Nev.
Jan. 6	UTEP	L 60-73	Albuquerque
Jan. 10	Air Force	W 78-53	Albuquerque
Jan. 17	BYU	W 81-62	Albuquerque
Jan. 21	San Diego State	L 76-81	San Diego, Calif.
Jan. 24	TCU	W 69-52	Fort Worth, Texas
Jan. 28	Colorado State	W 68-50	Albuquerque
Jan. 31	Utah	L 68-69	Salt Lake City, Utah
Feb. 3	Wyoming	W 85-57	Albuquerque
Feb. 7	UNLV	W 73-69	(OT) Albuquerque
Feb. 11	Air Force	W 76-66	Colo. Springs, Colo.
Feb. 17	BYU	L 62-73	Provo, Utah
Feb. 21	San Diego State	W 75-49	Albuquerque
Feb. 24	TCU	W 76-62	Albuquerque
Feb. 28	Colorado State	W 81-79	(2OT) Fort Collins, Colo.
March 3	Utah	W 77-71	Albuquerque
March 7	Wyoming	W 74-73	Laramie, Wyo.
March 12	Wyoming (MWC)	L 67-75	Las Vegas, Nev.
March 17	Nebraska (NIT)	W 83-71	Albuquerque
March 19	Notre Dame (NIT)	L 68-70	Notre Dame, Ind.

Coach: Steve Alford

2009-10 (30-5, 14-2 Mountain West) MWC CHAMPIONS

Nov. 14	UC Riverside	W 67-51	Albuquerque
Nov. 17	New Mexico State	W 97-87	Las Cruces, N.M.
Nov. 20	Nicholls State	W 83-59	Albuquerque
Nov. 21	Louisiana Tech	W 81-52	Albuquerque
Nov. 22	Miami (Ohio)	W 85-60	Albuquerque
Nov. 27	Hawaii	W 83-71	Honolulu, Hawaii
Dec. 2	California (25)	W 86-78	Albuquerque
Dec. 5	New Mexico State	W 75-58	Albuquerque
Dec. 9	San Diego	W 82-78	San Diego, Calif.
Dec. 12	Texas A&M (16)	W 84-81	Houston, Texas
Dec. 16 (19)	Northern Arizona	W 96-57	Albuquerque
Dec. 19 (19)	Creighton	W 66-61	Albuquerque
Dec. 23 (12)	Oral Roberts	L 66-75	Tulsa, Okla.
Dec. 29 (17)	Texas Tech (20)	W 90-75	Albuquerque
Jan. 1 (17)	Dayton	W 88-66	Albuquerque
Jan. 5 (14)	San Diego State	L 64-74	San Diego, Calif.
Jan. 9 (14)	UNLV	L 62-74	Albuquerque
Jan. 13	Utah	W 74-57	Albuquerque
Jan. 16	Wyoming	W 70-68	Laramie, Wyo.
Jan. 20	Air Force	W 73-50	Colo. Springs, Colo.
Jan. 23	Colorado State	W 82-64	Albuquerque
Jan. 27 (23)	BYU (10)	W 76-72	Albuquerque
Jan. 30 (23)	TCU	W 73-57	Fort Worth, Texas
Feb. 6 (15)	San Diego State	W 88-68	(OT) Albuquerque
Feb. 10 (15)	UNLV	W 76-66	Las Vegas, Nev.
Feb. 13 (15)	Utah	W 68-65	(OT) Salt Lake City, Utah
Feb. 17 (12)	Wyoming	W 83-61	Albuquerque

YEAR-BY-YEAR RESULTS

Dec. 11	New Mexico State	W 78-62	Albuquerque
Dec. 17	Longwood	W 91-54	Albuquerque (LVC)
Dec. 19	The Citadel	W 84-58	Albuquerque (LVC)
Dec. 22	Colorado	W 89-76	Las Vegas, Nev. (LVC)
Dec. 23	Northern Iowa	L 60-66	Las Vegas, Nev. (LVC)
Dec. 29	Texas Tech	L 61-60	Lubbock, Texas
Jan. 1	Dayton	L 73-76 (2OT)	Dayton, Ohio
Jan. 5	Cal State Bakersfield	W 102-62	Albuquerque
Jan. 8	Wyoming	L 66-67	Laramie, Wyo.
Jan. 12	Colorado State	W 68-61	Albuquerque
Jan. 15	San Diego State (9)	L 77-87	Albuquerque
Jan. 18	Utah	L 72-82	Salt Lake City, Utah
Jan. 22	UNLV	L 62-63	Las Vegas, Nev.
Jan. 26	TCU	W 71-46	Albuquerque
Jan. 29	BYU (9)	W 86-77	Albuquerque
Feb. 1	Air Force	W 75-61	Colorado Springs, Colo.
Feb. 9	Wyoming	W 68-57	Albuquerque
Feb. 12	Colorado State	L 62-68	Ft. Collins, Colo.
Feb. 16	San Diego State	L 62-68	San Diego, Calif.
Feb. 19	Utah	L 62-64	Albuquerque
Feb. 23	UNLV	L 74-77 (OT)	Albuquerque
Feb. 26	TCU	W 80-70	Ft. Worth, Tex.
March 2	BYU (3)	W 82-64	Provo, Utah
March 5	Air Force	W 66-61	Albuquerque
March 10	Air Force	W 67-61	Las Vegas, Nev. (MW)
March 11	BYU (8)	L 76-87	Las Vegas, Nev. (MW)
March 15	UTEP	W 69-57	Albuquerque (NIT)
March 21	Alabama	L 67-74	Tuscaloosa, Ala. (NIT)

Coach: Steve Alford

2011-12 (28-7, 10-4 Mountain West)

MW REGULAR SEASON and TOURNAMENT CHAMPIONS			
Nov. 11	New Orleans	W 92-40	Albuquerque
Nov. 16	New Mexico State	L 53-62	Albuquerque
Nov. 18	Arizona State	W 76-71	Tempe, Ariz.
Nov. 24	Santa Clara (76 Classic)	L 76-79 (OT)	Anaheim, Calif.
Nov. 25	Washington State (76 Classic)	W 72-62	Anaheim, Calif.
Nov. 27	Boston College (76 Classic)	W 75-57	Anaheim, Calif.
Nov. 30	Idaho State	W 65-41	Albuquerque
Dec. 3	Missouri State	W 76-60	Albuquerque
Dec. 10	Southern California	W 44-41	Los Angeles
Dec. 17	Oklahoma State	W 66-56	Oklahoma City (ACC)
Dec. 20	Montana State	W 91-46	Albuquerque
Dec. 22	UMKC	W 87-62	Albuquerque
Dec. 28	New Mexico State	W 89-69	Las Cruces, N.M.
Dec. 31	St. Louis	W 64-60	Albuquerque
Jan. 3	Houston Baptist	W 99-61	Albuquerque
Jan. 7	North Dakota	W 85-57	Albuquerque
Jan. 14	Wyoming	W 72-62	Laramie, Wyo.
Jan. 18	San Diego State (16)	L 70-75	Albuquerque
Jan. 21	UNLV (14)	L 63-80	Las Vegas, Nev.
Jan. 25	Colorado State	W 85-52	Albuquerque
Jan. 28	TCU	W 71-54	Albuquerque
Jan. 31	Air Force	W 81-42	Colorado Springs, Colo.
Feb. 4	Boise State	W 65-49	Boise, Idaho
Feb. 11	Wyoming	W 48-38	Albuquerque
Feb. 15	San Diego State (13)	W 77-67	San Diego, Calif.
Feb. 18	UNLV (11)	W 65-45	Albuquerque
Feb. 21 (18)	Colorado State	L 63-71	Fort Collins, Colo.
Feb. 25 (18)	TCU	L 64-83	Fort Worth, Texas
Feb. 29	Air Force	W 79-64	Albuquerque
March 3	Boise State	W 76-61	Albuquerque
March 8	Air Force	W 79-64	Las Vegas, Nev. (MW)
March 9	UNLV (20)	W 72-67	Las Vegas, Nev. (MW)
March 10	San Diego State (18)	W 68-59	Las Vegas, Nev. (MW)
March 15 (21)	Long Beach State	W 75-68	Portland, Ore. (NCAA)
March 17 (21)	Louisville (17)	L 56-59	Portland, Ore. (NCAA)

Coach: Steve Alford

2012-13 (29-6, 13-3 Mountain West)

MW REGULAR SEASON and TOURNAMENT CHAMPIONS			
Nov. 13	Davidson	W 86-81	Albuquerque
Nov. 16	UIC	W 66-59	St. Thomas, V.I. (PJ)
Nov. 18	George Mason	W 70-69	St. Thomas, V.I. (PJ)
Nov. 19	Connecticut (19)	W 66-60	St. Thomas, V.I. (PJ)
Nov. 23	Idaho	W 73-58	Albuquerque
Nov. 25	Portland	W 69-54	Albuquerque
Nov. 28	Mercer	W 76-58	Albuquerque
Dec. 1	Indiana State	W 77-68 (OT)	Terre Haute, Ind.
Dec. 5	18 USC	W 75-67	Albuquerque
Dec. 8	18 Valparaiso	W 65-52	Albuquerque
Dec. 15	17 New Mexico State	W 73-58	Albuquerque
Dec. 19	16 at New Mexico State	W 68-63	Las Cruces
Dec. 22	16 South Dakota State	L 65-70	Albuquerque
Dec. 27	Cincinnati (8)	W 55-54	Cincinnati, Ohio
Dec. 31	20 at Saint Louis	L 44-60	at St. Louis, Mo.
Jan. 9	25 UNLV (20)	W 65-60	Albuquerque
Jan. 12	25 Fresno State	W 72-45	Albuquerque
Jan. 16	19 Boise State	W 79-74 (OT)	Boise, Idaho
Jan. 23	15 Colorado State	W 66-61	Albuquerque
Jan. 26	15 San Diego State (25)	L 34-55	San Diego, Calif.
Jan. 30	20 Wyoming	L 63-59	Laramie, Wyo.
Feb. 2	20 Nevada	W 75-62	Albuquerque
Feb. 6	15 Air Force	W 81-58	Albuquerque
Feb. 9	15 UNLV	L 55-64	Las Vegas, Nev.
Feb. 13	18 Fresno State	W 54-48	Fresno, Calif.
Feb. 16	18 Boise State	W 60-50	Albuquerque
Feb. 23	16 Colorado State	W 91-82	Ft. Collins, Colo.
Feb. 27	14 San Diego State	W 70-60	Albuquerque
March 2	14 Wyoming	W 53-42	Albuquerque

March 6	11 Nevada	W 75-62	Reno, Nev.
March 9	11 Air Force	L 88-89	Colorado Springs, Colo.
March 13	14 Wyoming	W 59-46	Las Vegas, Nev. (MW)
March 15	14 San Diego State	W 60-50	Las Vegas, Nev. (MW)
March 16	14 UNLV	W 63-56	Las Vegas, Nev. (MW)
March 21	10 Harvard	L 62-68	Salt Lake City, Utah (NCAA)

Coach: Steve Alford

2013-14 (27-7, 15-3 Mountain West)

MW TOURNAMENT CHAMPIONS			
Nov. 9	20 Alabama A&M	W 88-52	Albuquerque
Nov. 17	21 Charleston Southern	W 109-93	Albuquerque
Nov. 21	19 UAB	W 97-94 (2OT)	Charleston, S.C. (ChC)
Nov. 22	19 UMass	L 65-81	Charleston, S.C. (ChC)
Nov. 24	19 Davidson	W 78-59	Charleston, S.C. (ChC)
Nov. 30	San Diego	W 73-66	Albuquerque
Dec. 4	San Diego at New Mexico State	W 79-70	Las Cruces
Dec. 7	Cincinnati	W 63-54	Albuquerque
Dec. 14	at Kansas (13)	L 63-80	Kansas City, Mo.
Dec. 17	New Mexico State	L 61-67	Albuquerque
Dec. 21	vs. Marquette	W 75-68	Las Vegas, Nev.
Dec. 23	Grand Canyon	W 80-68	Albuquerque
Jan. 4	Colorado State	W 80-73	Albuquerque
Jan. 8	at Wyoming	W 72-69 (OT)	Laramie, Wyo.
Jan. 11	at San Jose State	W 69-65	San Jose, Calif.
Jan. 15	UNLV	L 73-76	Albuquerque
Jan. 18	at Fresno State	W 89-78	Fresno, Calif.
Jan. 21	Boise State	W 84-75	Albuquerque
Jan. 25	at Colorado State	W 68-66	Ft. Collins, Colo.
Jan. 28	at Utah State	W 78-65	Logan, Utah
Feb. 1	San Jose State	W 72-47	Albuquerque
Feb. 5	Wyoming	W 66-61 (OT)	Albuquerque
Feb. 12	at Boise State	L 70-71	Boise, Idaho
Feb. 15	Nevada	W 90-72	Albuquerque
Feb. 19	at UNLV	W 68-56	Las Vegas, Nev.
Feb. 22	San Diego State (6)	W 58-44	Albuquerque
Feb. 25	25 Utah State	W 67-58	Albuquerque
March 2	25 at Nevada	W 72-58	Reno, Nev.
March 5	21 Air Force	W 80-52	Albuquerque
March 8	21 at San Diego State (10)	L 48-51	San Diego, Calif.
March 13	20 vs. Fresno State	W 93-77	Las Vegas, Nev. (MW)
March 14	20 vs. Boise State	W 70-67	Las Vegas, Nev. (MW)
March 15	20 vs. San Diego State (7)	W 64-58	Las Vegas, Nev. (MW)
March 21	17 vs. Stanford	L 53-58	St. Louis, Mo. (NCAA)

Coach: Craig Neal

2014-15 (15-16, 7-11 Mountain West)

Nov. 14	Idaho State	W 79-55	Albuquerque
Nov. 16	Cal State Fullerton	W 67-59	Albuquerque
Nov. 20	Boston College (PRTO)	L 65-69	San Juan, P.R.
Nov. 21	George Mason (PRTO)	W 69-58	San Juan, P.R.
Nov. 23	Texas A&M (PRTO)	L 51-64	San Juan, P.R.
Nov. 30	USC	L 54-66	Albuquerque
Dec. 3	New Mexico State	W 62-47	Albuquerque
Dec. 6	at Valparaiso	W 63-46	Valparaiso, Ind.
Dec. 13	UL Monroe	W 54-46	Albuquerque
Dec. 17	Central Arkansas	W 76-55	Albuquerque
Dec. 20	at New Mexico State	W 69-67	Las Cruces, N.M.
Dec. 23	at Grand Canyon	L 65-68	Phoenix, Ariz.
Dec. 31	Fresno State	W 76-64	Albuquerque
Jan. 3	Colorado State (24)	W 66-53	Albuquerque
Jan. 6	at San Diego State	L 42-56	San Diego, Calif.
Jan. 10	at Utah State	W 66-60	Logan, Utah
Jan. 14	Air Force	W 60-48	Albuquerque
Jan. 18	Boise State	L 59-69	Albuquerque
Jan. 21	at UNLV	W 71-69	Las Vegas, Nev.
Jan. 24	at Wyoming	L 62-63 (OT)	Laramie, Wyo.
Jan. 31	San Jose State	W 67-41	Albuquerque
Feb. 4	at Air Force	L 49-53	Colorado Springs, Colo.
Feb. 7	Utah State	L 60-63	Albuquerque
Feb. 10	at Colorado State	L 59-70	Fort Collins, Colo.
Feb. 14	at Nevada	L 63-66 (OT)	Reno, Nev.
Feb. 17	San Diego State (25)	L 46-63	Albuquerque
Feb. 21	UNLV	L 68-76	Albuquerque
Feb. 24	at Boise State	L 65-76	Boise, Idaho
Feb. 28	at Fresno State	L 55-59	Fresno, Calif.
March 7	Wyoming	W 52-49 (OT)	Albuquerque
March 11	Air Force	L 61-68	Las Vegas, Nev. (MW)

Coach: Craig Neal

2015-16 (17-15, 10-8 Mountain West)

Nov. 13	Texas Southern	W 80-69	Albuquerque
Nov. 15	at New Mexico State	W 83-74	Las Cruces, N.M.
Nov. 18	Loyola-Chicago	W 75-51	Albuquerque
Nov. 21	at USC	L 90-82	Los Angeles, Calif.
Nov. 25	Nicholls	W 75-63	Albuquerque
Dec. 1	Oral Roberts	W 91-75	Albuquerque
Dec. 5	at Purdue (11)	L 70-58	West Lafayette, Ind.
Dec. 12	Northern Iowa	W 76-57	Albuquerque
Dec. 16	New Mexico State	W 79-61	Albuquerque
Dec. 19	Rice	L 90-89	Albuquerque
Dec. 22	vs. Auburn (HADHC)	L 83-78	Honolulu, Hawaii
Dec. 23	vs. BYU (HADHC)	L 96-66	Honolulu, Hawaii
Dec. 25	vs. Washington State (HADHC)	L 82-59	Honolulu, Hawaii
Dec. 30	Nevada	W 88-76	Albuquerque
Jan. 2	at Fresno State	W 77-62	Fresno, Calif.
Jan. 9	Utah State	W 77-59	Albuquerque
Jan. 12	at UNLV	L 86-74	Las Vegas, Nev.
Jan. 16	Wyoming	L 70-68	Albuquerque
Jan. 23	at San Jose State	W 83-64	San Jose, Calif.

2018-19 LOBO BASKETBALL

Jan. 27	Air Force	W 84-55	Albuquerque
Jan. 30	at Boise State	W 88-83	Boise, Idaho
Feb. 2	UNLV	W 87-83	Albuquerque
Feb. 6	at San Diego State	L 78-71	San Diego, Calif.
Feb. 9	at Utah State	L 80-72	Logan, Utah
Feb. 13	San Jose State	W 74-58	Albuquerque
Feb. 17	Boise State	W 80-78	Albuquerque
Feb. 20	at Air Force	L 76-72	Colorado Springs, Colo.
Feb. 23	at Colorado State	L 86-69	Fort Collins, Colo.
Feb. 27	Fresno State	L 92-82	Albuquerque
March 1	San Diego State	L 83-56	Albuquerque
March 5	Nevada	W 71-66	Reno, Nev.
March 10	vs. Nevada	L 64-62	Las Vegas, Nev.

Coach: Craig Neal

2016-17 (17-14, 10-8 Mountain West)

Nov. 11	Idaho State	W 81-70	Albuquerque
Nov. 14	Houston Baptist	W 95-79	Albuquerque
Nov. 18	New Mexico State	W 72-59	Albuquerque
Nov. 24	vs. Virginia Tech (WLC)	L 72-92	Fullerton, Calif.
Nov. 25	vs. CSUN (WLC)	W 105-89	Fullerton, Calif.
Nov. 27	vs. Dayton (WLC)	L 57-64	Anaheim, Calif.
Nov. 30	Abilene Christian	W 64-55	Albuquerque
Dec. 3	at Illinois State	L 74-79	Normal, Ill.
Dec. 7	UTEP	W 77-77	Albuquerque
Dec. 10	at New Mexico State	L 71-84	Las Cruces, N.M.
Dec. 17	Arkansas-Pine Bluff	W 83-43	Albuquerque
Dec. 20	at Arizona	L 46-77	Tucson, Ariz.
Dec. 28	Fresno State	W 78-73	Albuquerque
Jan. 1	at San Diego State	W 68-62	San Diego, Calif.
Jan. 4	at Utah State	L 75-79	Logan, Utah
Jan. 7	Nevada	L 104-105 (OT)	Albuquerque
Jan. 10	UNLV	L 66-71	Albuquerque
Jan. 14	at Colorado State	W 84-71	Fort Collins, Colo.
Jan. 17	at Boise State	W 81-70	Boise, Idaho
Jan. 21	Wyoming	W 78-71	Albuquerque
Jan. 24	Utah State	W 74-61	Albuquerque
Jan. 28	at Nevada	L 65-82	Reno, Nev.
Feb. 1	at UNLV	W 80-77	Las Vegas, Nev.
Feb. 4	San Jose State	L 68-78	Albuquerque
Feb. 8	at Air Force	W 74-67	Colorado Springs, Colo.
Feb. 14	Boise State	W 83-73	Albuquerque
Feb. 18	at Fresno State	L 61-71	Fresno, Calif.
Feb. 21	Colorado State	L 56-68	Albuquerque
Feb. 25	at Wyoming	L 71-82	Laramie, Wyo.
March 4	San Diego State	W 64-59	Albuquerque
March 9	vs. Fresno State	L 60-65	Las Vegas, Nev.

Coach: Craig Neal

2017-18 (19-15, 12-6 Mountain West)

Nov. 11	Northern New Mexico	W 147-76	Albuquerque
Nov. 14	Nebraska-Omaha	W 103-71	Albuquerque
Nov. 17	at New Mexico State	L 56-75	Las Cruces, N.M.
Nov. 21	Tennessee Tech	L 96-104	Albuquerque
Nov. 24	vs. TCU	L 67-69	Niceville, Fla.
Nov. 25	vs. Maryland	L 65-80	Niceville, Fla.
Nov. 29	Evansville	W 78-59	Albuquerque
Dec. 2	at UTEP	L 76-88	El Paso, Texas
Dec. 6	at Colorado	L 57-75	Boulder, Colo.
Dec. 9	New Mexico State	L 62-65	Albuquerque
Dec. 16	Arizona	L 73-89	Albuquerque
Dec. 19	Rice	W 78-69	Albuquerque
Dec. 22	Prairie View A&M	W 87-78	Albuquerque
Dec. 27	Air Force	W 87-58	Albuquerque
Dec. 30	at Nevada	L 74-77	Reno, Nev.
Jan. 3	at Boise State	L 62-90	Boise, Idaho
Jan. 6	San Jose State	W 80-47	Albuquerque
Jan. 10	Wyoming	W 75-66	Albuquerque
Jan. 13	at Fresno State	L 80-89	Fresno, Calif.
Jan. 17	at UNLV	W 85-81	Las Vegas, Nev.
Jan. 20	San Diego State	W 79-75	Albuquerque
Jan. 27	Colorado State	W 80-65	Albuquerque
Jan. 31	at Utah State	L 80-89	Logan, Utah
Feb. 3	at San Jose State	W 71-68	San Jose, Calif.
Feb. 6	Boise State	L 71-73	Albuquerque
Feb. 10	at Air Force	L 92-100	USAF Acad., Colo.
Feb. 14	Utah State	W 78-63	Albuquerque
Feb. 20	at Wyoming	W 119-114	Laramie, Wyo.
Feb. 25	UNLV	W 91-90	Albuquerque
Feb. 28	at Colorado State	W 108-87	Fort Collins, Colo.
March 3	Fresno State		

SCHOOL	W	L	FIRST GAME	LAST GAME	SCHOOL	W	L	FIRST GAME	LAST GAME
Abilene Christian	9	0	1948-49	2016-17	East Carolina	1	0	1989-90	1989-90
Air Force	59	23	1957-58	2017-18	East Texas State	3	0	1975-76	1981-82
Alabama	0	1	2010-11	2010-11	Eastern Montana	1	0	1963-64	1963-64
Alabama A&M	1	0	2013-14	2013-14	Eastern New Mexico	15	1	1941-42	2000-01
Alabama State	2	0	1985-86	1999-00	Eastern Washington	5	0	1978-79	2007-08
Alaska-Anchorage	2	1	1977-78	1984-85	Evansville	1	0	2017-18	2017-18
Alcorn State	5	0	1999-00	2006-07	Florida State	1	3	1973-74	1982-83
Arizona	42	85	1916-17	2017-18	Fordham	1	0	1981-82	1981-82
Arizona State	48	37	1930-31	2011-12	Fresno State	16	12	1947-48	2017-18
Arkansas-Pine Bluff	3	0	1998-99	2016-17	Furman	1	0	2000-01	2000-01
Arkansas State	1	0	1997-98	1997-98	Georgetown	0	3	1984-85	1995-96
Army	1	0	1974-75	1974-75	George Mason	3	0	2000-01	2014-15
Auburn	0	1	2015-16	2015-16	George Washington	1	1	1988-89	1992-93
Baptist	1	0	1984-85	1984-85	Georgia	1	0	1988-89	1988-89
Baylor	2	0	1965-66	2000-01	Georgia State	1	0	2000-01	2000-01
Boise State	10	5	2011-12	2017-18	Gonzaga	1	1	2000-01	2001-02
Boston	2	0	1980-81	1995-96	Grambling	2	0	1987-88	2008-09
Boston College	1	1	2011-12	2014-15	Grand Canyon	3	1	1979-80	2014-15
Bowling Green	1	0	1983-84	1983-84	Hardin-Simmons	10	6	1941-42	1989-90
Bradley	0	2	1938-39	1963-64	Harvard	0	1	2012-13	2012-13
Brigham Young	55	76	1949-50	2015-16	Hawai'i	41	17	1964-65	2009-10
Bucknell	3	0	1985-86	1996-97	Hawai'i Hilo	0	1	1976-77	1976-77
Brown	2	0	1968-69	1986-87	Holy Cross	1	0	1997-98	1997-98
Butler	3	1	1968-69	1997-98	Houston	1	1	1979-80	1998-99
Cal Poly	1	0	1957-58	1957-58	Houston Baptist	2	0	2011-12	2016-17
Cal Poly-Pomona	1	0	1972-73	1972-73	Howard Payne	1	0	1964-65	1964-65
Cal State Bakersfield	1	0	2010-11	2010-11	Idaho	5	0	1965-66	2012-13
Cal State Fullerton	1	1	1977-78	2014-15	Idaho State	6	1	1973-74	2016-17
Cal State Hayward	1	0	1964-65	1964-65	Illinois	0	1	1975-76	1975-76
Cal State Los Angeles	4	0	1962-63	1975-76	Illinois-Chicago	1	0	2012-13	2012-13
Cal State Northridge	5	0	1968-69	2016-17	Illinois State	0	1	2016-17	2016-17
California	2	5	1969-70	2010-11	Illinois Tech	1	0	1979-80	1979-80
Cameron College	1	0	1973-74	1973-74	IPFW	1	0	2002-03	2002-03
Centenary	3	0	1989-90	1996-97	Iona	0	1	1949-50	1949-50
Central Arkansas	1	0	2014-15	2014-15	Iowa	1	0	1976-77	1976-77
Central Florida	1	1	1978-79	2008-09	Iowa State	2	1	1964-65	1987-88
Central Missouri State	0	1	1941-42	1941-42	Jackson State	2	0	1986-87	1996-97
Central Oklahoma	1	1	1948-49	1954-55	Jacksonville	1	0	1974-75	1974-75
Charleston	1	0	1980-81	1980-81	Kansas	1	2	1963-64	2013-14
Charleston Southern	2	0	2006-07	2013-14	Kansas State	2	4	1960-61	2006-07
Charlotte	1	1	1986-87	1994-95	Kent	1	1	1949-50	1985-86
The Citadel	1	0	2010-11	2010-11	Kentucky State	1	0	1977-78	1977-78
Cincinnati	2	0	2012-13	2013-14	Kentucky Wesleyan	0	2	1955-56	1956-57
Colorado	7	7	1925-26	2017-18	Lamar	1	1	1978-79	1983-84
Colorado College	4	7	1925-26	1943-44	Long Beach State	4	2	1962-63	2011-12
Colorado Mines	1	0	1941-42	1941-42	Longwood	2	0	2006-07	2010-11
Colorado State	77	46	1940-41	2017-18	Louisiana Tech	2	0	1991-92	2009-10
Columbia	3	0	1973-74	1996-97	Louisville	0	3	1989-90	2011-12
Connecticut	1	1	1998-99	2012-13	Loyola Chicago	1	0	2015-16	2015-16
Coppin State	2	0	1998-99	2003-04	Loyola Marymount	4	1	1966-67	2007-08
Cornell	2	0	1998-99	2003-04	Loyola (Md.)	1	0	1988-89	1988-89
Creighton	3	1	1966-67	2009-10	Maine	1	0	1989-90	1989-90
Dartmouth	4	0	1972-73	2005-06	Marquette	1	0	2013-14	2013-14
Davidson	3	0	1978-79	2013-14	Marshall	1	0	1981-82	1981-82
Dayton	2	3	1973-74	2016-17	Maryland	0	1	2017-18	2017-18
Denver	21	21	1940-41	1970-71	Maryland-Eastern Shore	1	0	1990-91	1990-91
DePaul	2	0	1929-30	1998-99	Massachusetts	0	1	2013-14	2013-14
Detroit	2	1	1959-60	2010-11	McNeese State	1	0	1998-99	1998-99
Doane	1	0	1971-72	1971-72	Memphis	0	2	1956-57	2000-01
Drake	1	3	1939-40	2008-09	Me rcer	3	0	1995-96	2012-13
Drexel	1	0	2000-01	2000-01	Miami (Fla.)	2	0	1986-87	1988-89
Duquesne	2	1	1949-50	2004-05	Miami (Ohio)	2	0	1991-92	2009-10
					Michigan	0	1	1957-58	1957-58
					Michigan State	0	2	1970-71	1985-86
					Middle Tennessee State	1	0	1993-94	1993-94
					Midwestern State	2	0	1965-66	1981-82
					Minnesota	1	1	1973-74	2001-02
					Missouri	1	0	1998-99	1998-99
					Missouri-Kansas City	1	0	2011-12	2011-12
					Missouri Baptist	1	0	1981-82	1981-82
					Missouri State	2	0	1962-63	2011-12
					Mississippi	3	1	1996-97	2008-09
					Mississippi Valley State	1	0	2004-05	2004-05
					Monmouth	1	0	1989-90	1989-90
					Montana	8	16	1950-51	2009-10

NEW MEXICO'S OLDEST RIVALRY

Opponent	Series Started	Games
New Mexico State	1903-04	220
Texas-El Paso	1928-29	143
Wyoming	1950-51	138
Brigham Young	1950-51	131
Utah	1951-52	127
Arizona	1916-17	127
Colorado State	1940-41	123
Texas Tech	1930-31	85
Arizona State	1930-31	85
Northern Arizona	1925-26	83

SCHOOL	W	L	FIRST GAME	LAST GAME	SCHOOL	W	L	FIRST GAME	LAST GAME
Montana State	1	0	2011-12	2011-12	Southwest Texas	2	0	1990-91	1995-96
Morgan State	2	0	1984-85	1985-86	Stanford	1	3	1974-75	2013-14
Murray State	1	0	1956-57	1956-57	Stephen F. Austin	2	0	1994-95	1999-00
Nebraska	1	0	2008-09	2008-09	Stetson	1	1	1973-74	1974-75
Nevada	6	5	2012-13	2017-18	Syracuse	1	2	1966-67	1997-98
New Hampshire	1	0	1998-99	1998-99	TCU	16	7	1964-65	2017-18
New Mexico Highlands	25	4	1909-10	2003-04	Temple	1	1	1968-69	2000-01
New Mexico State	121	99	1904-05	2017-18	Tennessee	2	2	1989-90	2004-05
New Orleans	1	0	2011-12	2011-12	Tennessee State	1	0	1991-92	1991-92
Nicholls State	2	0	2009-10	2015-16	Tennessee Tech	1	1	2001-02	2017-18
NYU	1	0	1963-64	1963-64	Texas	2	1	1985-86	1987-88
North Carolina A&T	2	0	2004-05	2006-07	Texas A&M	6	2	1966-67	2014-15
UNC Greensboro	1	0	2001-02	2001-02	Texas-Arlington	4	0	1990-91	2005-06
North Dakota	3	0	1966-67	2011-12	Texas-El Paso	77	66	1928-29	2017-18
North Texas	2	0	1987-88	1990-91	Texas-Pan American	4	0	1983-84	1998-99
Northeastern	2	0	1998-99	2002-03	Texas Southern	6	1	1984-85	2015-16
Northern Arizona	42	41	1925-26	2009-10	Texas Tech	42	43	1930-31	2010-11
Northern Colorado	4	0	1925-26	2004-05	Towson State	1	0	1989-90	1989-90
Northern Iowa	2	0	2010-11	2015-16	Troy	1	0	2004-05	2004-05
Northern New Mexico	1	0	2017-18	2017-18	Tulane	1	0	1965-66	1965-66
Northwestern (La.) State	2	0	2002-03	2003-04	Tulsa	2	1	1996-97	1997-98
Northwood	1	0	2010-11	2010-11	UAB	1	0	2013-14	2013-14
Notre Dame	0	1	2008-09	2008-09	UCLA	2	2	1954-55	1997-98
Ohio State	1	1	1987-88	1987-88	UC Davis	2	0	1974-75	1978-79
Oklahoma	0	2	1987-88	1988-89	UC Riverside	1	0	2009-10	2009-10
Oklahoma Christian	2	0	1963-64	1971-72	UC Santa Barbara	1	1	1947-48	1958-59
Oklahoma City	1	2	1948-49	1957-58	UL Monroe	1	0	2014-15	2014-15
Oklahoma State	3	1	1986-87	2011-12	UNLV	25	33	1975-76	2017-18
Old Dominion	1	0	1996-97	1996-97	U.S. International	5	0	1959-60	1985-86
Omaha	1	0	2017-18	2017-18	Utah	48	80	1951-52	2010-11
Oral Roberts	2	1	2008-09	2015-16	Utah State	11	23	1951-52	2017-18
Oregon	6	2	1961-62	2005-06	Valparaiso	3	0	1959-60	2014-15
Oregon State	4	2	1971-72	1986-87	Vanderbilt	0	3	1956-57	1986-87
Pacific	2	0	1963-64	2001-02	Vermont	1	0	1977-78	1977-78
Panhandle A&M	1	0	1963-64	1963-64	Villanova	0	1	2004-05	2004-05
Pasadena College	0	1	1953-54	1953-54	Virginia	0	2	1991-92	1993-94
Pepperdine	4	2	1947-48	2006-07	Virginia Commonwealth	0	1	2008-09	2008-09
Penn	1	0	1992-93	1992-93	Virginia Tech	0	2	1972-73	2016-17
Penn State	1	1	1989-90	2003-04	Wake Forest	1	3	1988-89	2004-05
Phillips University	2	0	1953-54	1953-54	Washington	2	4	1983-84	2009-10
Portland	2	0	2003-04	2012-13	Washington-Missouri	0	2	1961-62	1963-64
Portland State	3	0	1975-76	2002-03	Washington State	3	2	1969-70	2015-16
Prairie View A&M	2	0	1988-89	2017-18	Wayland Baptist	2	0	1929-30	1970-71
Presbyterian	1	0	2007-08	2007-08	Weber State	2	2	1979-80	2007-08
Puget Sound	1	0	1977-78	1977-78	West Texas State	13	22	1941-42	1979-80
Purdue	1	1	1963-64	2015-16	West Virginia	0	4	1949-50	2001-02
Rhode Island	1	0	1967-68	1967-68	Western Kentucky	1	0	2000-01	2000-01
Rice	5	2	1958-59	2017-18	Western New Mexico	19	2	1914-15	2004-05
Rider	1	0	1987-88	1987-88	Western State	2	1	1927-28	1950-51
Rutgers	0	1	1966-67	1966-67	Whittier	1	0	1971-72	1971-72
Sacramento State	3	0	1998-99	2006-07	Wichita State	3	2	1951-52	2006-07
St. Bonaventure	1	0	2007-08	2007-08	William & Mary	2	0	1992-93	2000-01
St. John's	0	3	1964-65	1999-00	Winthrop	1	0	1986-87	1986-87
St. Joseph's (Pa.)	1	1	1968-69	1999-00	Wisconsin	0	2	1957-58	1984-85
Saint Louis	3	3	1971-72	2012-13	Wisconsin-Parkside	1	0	1976-77	1976-77
St. Mary's (Calif.)	2	0	1968-69	2001-02	Wyoming	71	67	1950-51	2017-18
Sam Houston State	2	0	1996-97	1999-00	Xavier	0	1	1959-60	1959-60
San Diego	7	2	1985-86	2013-14	Yale	1	0	1997-98	1997-98
San Diego State	47	39	1975-76	2016-17					
San Francisco	2	2	1968-69	1994-95					
San Francisco State	1	0	2003-04	2003-04					
San José State	13	1	1961-62	2017-18					
Santa Clara	4	3	1966-67	2011-12					
Seattle	3	0	1966-67	1972-73					
Seton Hall	0	2	1949-50	1987-88					
Simon Fraser	5	0	1993-94	1999-00					
South Carolina	0	1	1969-70	1969-70					
South Carolina State	1	0	2005-06	2005-06					
South Dakota State	1	0	2012-13	2012-13					
South Florida	1	0	1999-00	1999-00					
Southern	1	0	1990-91	1990-91					
Southern California	6	7	1954-55	2015-16					
Southern Colorado	1	0	1982-83	1982-83					
Southern Illinois	1	0	2010-11	2010-11					
SMU	3	0	1996-97	1998-99					
Southern Mississippi	2	0	1950-51	2008-09					
Southern Utah	3	1	1999-00	2007-08					
Southeast Missouri State	1	0	2008-09	2008-09					
Southwest Oklahoma State	1	0	1962-63	1962-63					

LOBO RECORD BY DECADE

Decade	Record	Pct.
1900-10	15-10	.600
1910-20	34-15	.694
1920-30	86-39	.688
1930-40	102-116	.468
1940-50	99-115	.463
1950-60	71-160	.307
1960-70	158-103	.605
1970-80	169-107	.612
1980-90	188-131	.589
1990-00	220-97	.694
2000-10	195-122	.615
2010-17	199-95	.677

Abilene Christian

New Mexico leads 9-0

Home 6-0 (Pit 5-0), Road 2-0, Neutral 0-0

12-20-48	New Mexico	46-44	at Portales, N.M.
12-28-62	New Mexico	88-64	at Abilene
12-2-63	New Mexico	79-65	Albuquerque
12-1-66	New Mexico	62-53	Albuquerque
12-15-72	New Mexico	103-74	Albuquerque
12-15-73	New Mexico	98-84	at Abilene
12-18-74	New Mexico	85-63	Albuquerque
11-10-06	New Mexico	91-54	Albuquerque
11-30-16	New Mexico	64-55	Albuquerque

Air Force

New Mexico leads 59-23

Home 34-4 (Pit 34-2), Road 21-16, Neutral 3-1

12-7-57	Air Force	68-50	Albuquerque
1-29-60	Air Force	70-66	at Denver
12-1-60	Air Force	85-73	at Air Force
2-7-62	Air Force	62-56	Albuquerque
2-11-67	New Mexico	73-64 (OT)	at Air Force
1-3-68	New Mexico	88-60	Albuquerque
2-7-70	New Mexico	64-61	at Air Force
1-11-71	New Mexico	73-66	Albuquerque
1-22-81	New Mexico	38-37	at Air Force
2-28-81	New Mexico	79-69	Albuquerque
1-8-82	New Mexico	68-61	Albuquerque
2-27-82	Air Force	64-59	at Air Force
1-17-83	New Mexico	89-76	Albuquerque
2-10-83	Air Force	61-52	at Air Force
1-19-84	New Mexico	57-47	at Air Force
2-20-84	New Mexico	49-48	Albuquerque
1-12-85	New Mexico	91-50	Albuquerque
2-1-85	New Mexico	58-52	at Air Force
2-6-86	New Mexico	72-70	Albuquerque
2-22-86	Air Force	66-64	at Air Force
1-17-87	New Mexico	80-65	at Air Force
2-28-87	New Mexico	80-73	Albuquerque
1-8-88	New Mexico	80-67	Albuquerque
2-4-88	Air Force	65-58	at Air Force
2-11-89	New Mexico	79-67	Albuquerque
2-25-89	New Mexico	80-73	at Air Force
3-9-89	New Mexico	74-60	at Salt Lake *
1-27-90	New Mexico	61-44	Albuquerque
2-28-90	New Mexico	62-54	at Air Force
1-31-91	New Mexico	92-55	Albuquerque
2-28-91	New Mexico	66-56	at Air Force
1-11-92	New Mexico	78-63	Albuquerque
2-29-92	New Mexico	70-55	at Air Force
1-9-93	New Mexico	63-43	Albuquerque
2-27-93	New Mexico	80-60	at Air Force
1-8-94	New Mexico	80-54	at Air Force
2-24-94	New Mexico	90-71	Albuquerque
1-4-95	New Mexico	86-72	Albuquerque
3-4-95	Air Force	59-58	at Air Force
1-4-96	New Mexico	61-49	at Air Force
2-29-96	New Mexico	67-55	Albuquerque
1-3-98	New Mexico	92-59	Albuquerque
2-14-98	New Mexico	96-72	at Air Force
1-22-00	New Mexico	89-72	Albuquerque
2-12-00	New Mexico	81-67	at Air Force
1-13-01	New Mexico	59-52	Albuquerque
2-10-01	Air Force	53-49	at Air Force
1-14-02	New Mexico	50-47	Albuquerque
2-9-02	Air Force	47-44	at Air Force
2-8-03	New Mexico	73-59	Albuquerque
3-8-03	Air Force	68-60	at Air Force
1-17-04	Air Force	68-42	Albuquerque
2-14-04	Air Force	51-50	at Air Force
1-15-05	Air Force	64-62	at Air Force
2-14-05	New Mexico	63-52	Albuquerque
1-21-06	New Mexico	62-59	Albuquerque
2-22-06	Air Force	51-46	at Air Force
1-9-07	Air Force	65-57	at Air Force
2-10-07	Air Force	60-51	Albuquerque
1-19-08	New Mexico	59-54	Albuquerque
2-20-08	New Mexico	68-51	at Air Force
1-10-09	New Mexico	78-53	Albuquerque
2-11-09	New Mexico	76-66	at Air Force
1-20-10	New Mexico	73-50	at Air Force
2-20-10	New Mexico	59-56	Albuquerque
3-11-10	New Mexico	75-69	at Las Vegas\$
2-1-11	New Mexico	75-61	at Air Force
3-5-11	New Mexico	66-61	Albuquerque
1-31-12	New Mexico	81-42	at Air Force
2-29-12	New Mexico	86-56	Albuquerque
3-8-12	New Mexico	79-64	at Las Vegas\$
2-6-13	New Mexico	81-58	Albuquerque
3-9-13	Air Force	89-88	at Air Force
3-5-14	New Mexico	80-52	Albuquerque
1-14-15	New Mexico	60-48	Albuquerque
2-4-15	Air Force	59-53	at Air Force
3-11-15	Air Force	68-61	Las Vegas \$
1-27-16	New Mexico	84-55	Albuquerque
2-20-16	Air Force	76-72	at Air Force
2-8-17	New Mexico	74-67	at Air Force
12-27-17	New Mexico	87-58	Albuquerque
2-10-18	Air Force	92-100	at Air Force

Alabama

Alabama leads 1-0

Home 0-0 (Pit 0-0), Road 0-1, Neutral 0-0

3-21-11	Alabama	74-67	at Tuscaloosa
---------	---------	-------	---------------

Alabama A&M

New Mexico leads 1-0

Home 1-0 (Pit 1-0), Road 0-0, Neutral 0-0

11-9-13	New Mexico	88-52	Albuquerque
---------	------------	-------	-------------

Alabama State

New Mexico leads 2-0

Home 2-0 (Pit 2-0), Road 0-0, Neutral 0-0

12-21-85	New Mexico	92-82	Albuquerque
12-29-99	New Mexico	68-47	Albuquerque

Alaska-Anchorage

New Mexico leads 2-1

Home 2-0 (Pit 2-0), Road 0-1, Neutral 0-0

12-17-77	New Mexico	127-101	Albuquerque
11-26-83	Alaska-Anchorage	79-72	at Anchorage
12-29-84	New Mexico	98-70	Albuquerque

Alcorn State

New Mexico leads 5-0

Home 5-0 (Pit 5-0), Road 0-0, Neutral 0-0

11-27-99	New Mexico	85-58	Albuquerque
11-27-00	New Mexico	81-65	Albuquerque
12-1-01	New Mexico	87-55	Albuquerque
12-20-05	New Mexico	87-75	Albuquerque
12-28-06	New Mexico	91-59	Albuquerque

Arizona

Arizona leads 85-42

Home 31-35 (Pit 14-6), Road 11-49, Neutral 0-1

2-1-17	New Mexico	28-19	Albuquerque
2-4-20	Arizona	40-21	Albuquerque
2-5-20	Arizona	51-49	Albuquerque
2-1-22	Arizona	58-22	Albuquerque
2-2-22	Arizona	25-21	Albuquerque
2-12-23	Arizona	69-13	at Tucson
2-13-23	Arizona	38-5	at Tucson
2-29-24	Arizona	37-21	Albuquerque
3-1-24	Arizona	34-15	Albuquerque
2-27-25	New Mexico	31-30	at Tucson
2-28-25	Arizona	21-18	at Tucson
2-8-26	New Mexico	34-22	Albuquerque
2-9-26	New Mexico	40-15	Albuquerque
2-18-27	New Mexico	34-29	at Tucson
2-19-27	Arizona	27-26	at Tucson
2-21-28	Arizona	35-30	Albuquerque
2-22-28	Arizona	37-32	Albuquerque
2-22-29	Arizona	40-27	at Tucson
2-23-29	Arizona	39-29	at Tucson
2-21-30	New Mexico	32-28	Albuquerque
2-22-30	Arizona	28-26	Albuquerque
2-20-31	Arizona	31-25	at Tucson
2-21-31	Arizona	27-23	at Tucson
2-19-32	New Mexico	30-28	Albuquerque
2-20-32	New Mexico	40-33	Albuquerque
2-17-33	Arizona	47-25	at Tucson
2-18-33	Arizona	38-29	at Tucson
2-23-34	Arizona	33-32	Albuquerque
2-24-34	Arizona	36-31	Albuquerque
2-4-35	New Mexico	38-15	at Tucson
2-5-35	New Mexico	43-28	at Tucson
2-26-35	Arizona	41-38	Albuquerque
2-27-35	Arizona	38-37	Albuquerque
1-31-36	Arizona	28-25	Albuquerque
2-1-36	New Mexico	25-23	Albuquerque
2-28-36	Arizona	41-25	at Tucson
2-29-36	New Mexico	40-27	at Tucson
2-1-37	Arizona	38-32	at Tucson
2-2-37	New Mexico	32-30 (OT)	at Tucson
2-25-37	Arizona	37-26	Albuquerque
2-26-37	New Mexico	37-32	Albuquerque
2-14-38	Arizona	45-39	Albuquerque
2-15-38	Arizona	43-35	Albuquerque
2-25-38	Arizona	60-49	at Tucson
2-26-38	Arizona	53-47	at Tucson
2-17-39	Arizona	56-40	at Tucson
2-18-39	Arizona	63-40	at Tucson
3-3-39	Arizona	39-37	Albuquerque
3-4-39	Arizona	45-41	Albuquerque
2-23-40	Arizona	62-52	at Tucson
2-24-40	Arizona	59-42	at Tucson
1-31-42	Arizona	47-31	Albuquerque
2-1-41	New Mexico	33-23	Albuquerque
2-15-41	Arizona	62-35	at Tucson
1-31-42	New Mexico	50-41	Albuquerque
2-11-42	New Mexico	53-43	at Tucson
2-17-43	Arizona	55-40	Albuquerque
2-19-43	Arizona	41-37	Albuquerque
12-20-45	New Mexico	42-37	Albuquerque
12-21-45	Arizona	47-38	Albuquerque
2-1-46	Arizona	78-53	at Tucson
2-2-46	Arizona	73-42	at Tucson
1-11-47	Arizona	58-40	Albuquerque
2-7-47	Arizona	67-37	at Tucson
2-5-48	Arizona	58-46	at Tucson
2-12-48	Arizona	62-59	Albuquerque
1-12-49	Arizona	57-53	at Tucson
3-2-49	Arizona	66-57	Albuquerque
12-30-49	Arizona	65-52	at El Paso
2-9-50	Arizona	57-53	Albuquerque
2-22-50	Arizona	71-62	at Tucson
2-12-51	Arizona	77-53	Albuquerque
2-24-51	Arizona	63-58	at Tucson
1-1-55	New Mexico	71-65	Albuquerque

12-13-56	Arizona	74-55	at Tucson
3-2-59	Arizona	80-77	Albuquerque
2-10-60	Arizona	64-62	at Tucson
12-16-60	New Mexico	79-73	Albuquerque
12-23-61	Arizona	85-63	at Tucson
1-19-63	New Mexico	59-48	Albuquerque
2-22-63	Arizona	49-46	at Tucson
1-16-64	New Mexico	59-50	Albuquerque
2-22-64	Arizona	54-46	at Tucson
1-19-65	New Mexico	64-42	Albuquerque
2-20-65	New Mexico	70-66	at Tucson
2-4-66	Arizona	83-77 (2OT)	at Tucson
3-3-66	New Mexico	83-69	Albuquerque
2-4-67	New Mexico	81-50	Albuquerque
2-17-67	Arizona	70-64	at Tucson
2-3-68	Arizona	69-68	at Tucson
2-22-68	New Mexico	102-74	Albuquerque
2-8-69	New Mexico	79-74	Albuquerque
2-20-69	Arizona	77-75	at Tucson
1-17-70	Arizona	78-72	Albuquerque
2-19-70	Arizona	80-78	at Tucson
2-4-71	New Mexico	81-77	Albuquerque
3-6-71	New Mexico	93-83	at Tucson
1-29-72	New Mexico	61-55	Albuquerque
2-24-72	Arizona	53-51	at Tucson
1-6-73	Arizona	83-73	at Tucson
2-8-73	New Mexico	93-73	Albuquerque
1-11-74	Arizona	97-89	at Tucson
2-16-74	New Mexico	99-72	Albuquerque
1-17-75	Arizona	67-49	at Tucson
2-22-75	Arizona	58-56	Albuquerque
1-24-76	Arizona	80-79	Albuquerque
2-20-76	Arizona	67-65 (OT)	at Tucson
1-13-77	Arizona	89-87	Albuquerque
2-12-77	Arizona	88-84	at Tucson
1-14-78	New Mexico	93-81	at Tucson
2-9-78	New Mexico	103-85	Albuquerque
12-22-78	Arizona	107-88	at Tucson
2-26-79	New Mexico	129-98	Albuquerque
12-19-81	Arizona	67-63	at Tucson
12-4-82	New Mexico	101-73	Albuquerque
12-21-84	New Mexico	59-58	Albuquerque
12-14-85	Arizona	70-55	at Tucson
1-2-88	New Mexico	61-59	Albuquerque
11-30-88	Arizona	80-67	at Tucson
12-14-91	Arizona	66-54	Albuquerque
12-8-92	Arizona	89-70	at Tucson
11-30-96	New Mexico	84-77	Albuquerque
1-18-98	Arizona	89-70	at Tucson
1-16-99	New Mexico	79-78	Albuquerque
12-21-99	New Mexico	70-68	at Tucson
12-20-16	Arizona	77-46	at Tucson
12-16-17	Arizona	73-89	Albuquerque

Arizona State

New Mexico leads 48-37

Home 35-13 (Pit 10-6), Road 13-24, Neutral 0-0

2-17-31	New Mexico	29-24	at Tempe
2-18-31	Arizona State	34-26	at Tempe
2-12-32	New Mexico	50-38	Albuquerque
2-13-32	Arizona State	33-31	Albuquerque
2-13-33	New Mexico	36-25	Albuquerque
2-14-33	New Mexico	36-31	Albuquerque
2-20-33	New Mexico	30-23	at Tempe
2-21-33	Arizona State	23-20	at Tempe
2-16-34	New Mexico	47-36	Albuquerque
2-17-34	New Mexico	42-36	Albuquerque
1-4-35	New Mexico	33-24	Albuquerque
1-5-35	New Mexico	27-23	Albuquerque
3-2-36	Arizona State	42-29	at Tempe
3-3-36	New Mexico	53-37	at Tempe
2-22-37	Arizona State	41-30	Albuquerque
2-23-37	New Mexico	38-33	Albuquerque
2-1-38	New Mexico	49-39	Albuquerque
2-2-38	Arizona State	44-27	Albuquerque
2-20-39	New Mexico	64-38	at Tempe
2-21-39	Arizona State	56-52	at Tempe
3-6-39	New Mexico	65-54	Albuquerque
3-7-39	Arizona State	51-42	Albuquerque
2-26-40	Arizona State	62-24	at Tempe
2-27-40	Arizona State	56-45	at Tempe
2-14-40	New Mexico	51-46	at Tempe
2-21-41	Arizona State	54-42	Albuquerque
2-22-41	Arizona State	40-35	Albuquerque
2-5-42	New Mexico	37-27	Albuquerque
2-10-42	Arizona State	40-33	at Tempe
2-18-43	New Mexico	41-34	Albuquerque
2-20-43	Arizona State	50-40	Albuquerque
1			

2-21-64	Arizona State	47-45	at Tempe
1-7-65	New Mexico	49-48	Albuquerque
2-19-65	Arizona State	71-65	at Tempe
2-5-66	Arizona State	74-68	at Tempe
3-5-66	New Mexico	82-63	Albuquerque
2-2-67	New Mexico	88-48	Albuquerque
2-18-67	New Mexico	64-50	at Tempe
2-2-68	New Mexico	68-62	at Tempe
2-24-68	New Mexico	105-83	Albuquerque
2-6-69	Arizona State	78-73	Albuquerque
2-22-69	New Mexico	84-75 (OT)	at Tempe
1-15-70	New Mexico	97-86	Albuquerque
2-21-70	New Mexico	87-85	at Tempe
2-6-71	Arizona State	92-80	Albuquerque
3-5-71	Arizona State	90-63	at Tempe
1-28-72	New Mexico	71-63	Albuquerque
2-26-72	Arizona State	82-69	at Tempe
1-5-73	Arizona State	67-62	at Tempe
2-9-73	New Mexico	98-86	Albuquerque
1-12-74	Arizona State	80-68	at Tempe
2-14-74	New Mexico	89-72	Albuquerque
1-18-75	Arizona State	93-76	at Tempe
2-21-75	Arizona State	76-69	Albuquerque
1-23-76	New Mexico	65-63	Albuquerque
2-21-76	Arizona State	87-73	at Tempe
1-15-77	New Mexico	85-81	Albuquerque
2-11-77	New Mexico	91-84 (OT)	at Tempe
1-13-78	New Mexico	91-84	at Tempe
2-11-78	New Mexico	103-92	Albuquerque
12-2-78	Arizona State	104-100	at Tempe
12-13-80	Arizona State	86-83 (OT)	Albuquerque
12-5-90	Arizona State	59-54	at Tempe
12-7-91	Arizona State	71-69	Albuquerque
12-3-94	New Mexico	87-71	Albuquerque
12-5-95	New Mexico	86-79	at Tempe
11-16-10	New Mexico	76-62	Albuquerque
11-18-11	New Mexico	76-71	at Tempe

Arkansas-Pine Bluff

New Mexico leads 3-0			
Home 3-0 (Pit 3-0), Road 0-0, Neutral 0-0			
12-2-98	New Mexico	97-72	Albuquerque
12-12-04	New Mexico	77-53	Albuquerque
12-17-16	New Mexico	83-43	Albuquerque

Arkansas State

New Mexico leads 1-0			
Home 1-0 (Pit 1-0), Road 0-0, Neutral 0-0			
11-22-97	New Mexico	61-51	Albuquerque

Army

New Mexico leads 1-0			
Home 1-0 (Pit 1-0), Road 0-0, Neutral 0-0			
11-27-74	New Mexico	95-65	Albuquerque

Auburn

Auburn leads 1-0			
Home 0-0 (Pit 0-0), Road 0-0, Neutral 0-1			
12-22-16	Auburn	83-78	Honolulu

Baptist

New Mexico leads 1-0			
Home 1-0 (Pit 1-0), Road 0-0, Neutral 0-0			
1-8-85	New Mexico	64-59	Albuquerque

Baylor

New Mexico leads 2-0			
Home 2-0 (Pit 2-0), Road 0-0, Neutral 0-0			
12-4-65	New Mexico	74-64	Albuquerque
3-14-01	New Mexico	83-73	Albuquerque#

Boise State

New Mexico leads 10-5			
Home 5-2 (Pit 5-2), Road 4-3, Neutral 1-0			
2-4-12	New Mexico	65-49	at Boise
3-3-12	New Mexico	76-61	Albuquerque
1-16-13	New Mexico	79-74 (OT)	at Boise
2-16-13	New Mexico	60-50	Albuquerque
1-21-14	New Mexico	84-75	Albuquerque
2-12-14	Boise State	70-71	at Boise
3-14-14	New Mexico	70-67	at Las Vegas\$
1-18-15	Boise State	69-59	Albuquerque
2-24-15	Boise State	76-65	at Boise
1-30-16	New Mexico	88-83	at Boise
2-17-16	New Mexico	80-78	Albuquerque
1-17-17	New Mexico	81-70	at Boise
2-14-17	New Mexico	78-73	Albuquerque
1-3-18	Boise State	62-90	at Boise
2-6-18	Boise State	71-73	Albuquerque

Boston College

Series Tied 1-1			
Home 0-0 (Pit 0-0), Road 0-0, Neutral 1-1			
11-27-11	New Mexico	75-57	Anaheim, Calif. &
11-20-14	Boston College	69-65	San Juan, P.R./

Boston U.

New Mexico leads 2-0			
Home 2-0 (Pit 2-0), Road 0-0, Neutral 0-0			
12-30-80	New Mexico	107-87	Albuquerque
12-29-95	New Mexico	95-83	Albuquerque

Bowling Green

New Mexico leads 1-0			
Home 1-0 (Pit 1-0), Road 0-0, Neutral 0-0			
12-30-83	New Mexico	86-74	Albuquerque

Bradley			
Bradley leads 2-0			
Home 0-1 (Pit 0-0), Road 0-0, Neutral 0-1			
12-19-38	Bradley	55-35	Albuquerque
3-21-64	Bradley	86-54	at New York City#

Brigham Young			
Brigham Young leads 75-56			
Home 34-27 (Pit 29-17), Road 17-43, Neutral 4-6			
1-29-50	BYU	64-56	at Denver
1-26-52	BYU	72-49	Albuquerque
2-23-52	BYU	90-61	at Provo
1-10-53	BYU	73-57	Albuquerque
3-6-53	BYU	61-43	at Provo
1-9-54	BYU	76-63	at Provo
3-4-54	BYU	84-79	Albuquerque
1-6-55	BYU	92-62	Albuquerque
3-5-55	BYU	74-48	at Provo
2-3-56	BYU	87-53	at Provo
3-1-56	BYU	75-69	Albuquerque
2-4-57	BYU	73-60	Albuquerque
3-1-57	BYU	67-41	at Provo
2-7-58	BYU	66-53	at Provo
3-8-58	BYU	77-55	Albuquerque
2-5-59	BYU	85-77	Albuquerque
3-7-59	BYU	92-62	at Provo
2-5-60	BYU	95-67	at Provo
3-5-60	BYU	75-69	Albuquerque
2-2-61	BYU	97-76	Albuquerque
3-4-61	BYU	70-65	at Provo
2-3-62	BYU	76-74	at Provo
3-1-62	New Mexico	80-70	Albuquerque
2-8-63	BYU	76-73	at Provo
3-2-63	New Mexico	84-59	Albuquerque
1-10-64	New Mexico	59-57	at Provo
3-5-64	New Mexico	84-80	Albuquerque
2-13-65	New Mexico	89-70	Albuquerque
3-6-65	BYU	69-68	at Provo
1-13-66	New Mexico	81-78	Albuquerque
2-25-66	BYU	89-60	at Provo
1-21-67	BYU	89-73	at Provo
2-23-67	New Mexico	97-75	Albuquerque
1-20-68	New Mexico	84-69	Albuquerque
2-16-68	New Mexico	76-67	at Provo
1-18-69	BYU	75-65	at Provo
2-27-69	BYU	77-71 (OT)	Albuquerque
1-29-70	New Mexico	90-77	at Provo
2-28-70	New Mexico	82-68	Albuquerque
1-8-71	BYU	72-62	Albuquerque
2-13-71	BYU	70-68	at Provo
2-3-72	BYU	70-62	at Provo
3-4-72	BYU	61-60	Albuquerque
1-11-73	New Mexico	69-62	Albuquerque
2-17-73	New Mexico	76-66	at Provo
1-5-74	New Mexico	84-75	Albuquerque
2-7-74	New Mexico	96-77	at Provo
1-25-75	BYU	96-78	Albuquerque
2-28-75	New Mexico	77-72 (OT)	at Provo
1-30-76	BYU	81-67	at Provo
2-28-76	New Mexico	79-74	Albuquerque
1-29-77	New Mexico	73-65	at Provo
2-25-77	BYU	88-80	Albuquerque
1-26-78	New Mexico	95-82	Albuquerque
2-25-78	New Mexico	71-66	at Provo
1-13-79	BYU	100-83	at Provo
2-9-79	New Mexico	66-65	Albuquerque
1-3-80	BYU	75-63	Albuquerque
2-2-80	BYU	89-68	at Provo
1-15-81	BYU	92-87	Albuquerque
2-21-81	BYU	78-72	at Provo
1-4-82	BYU	76-58	at Provo
3-6-82	New Mexico	67-65	Albuquerque
1-29-83	BYU	66-48	at Provo
2-25-83	New Mexico	71-70	Albuquerque
2-2-84	BYU	86-73	Albuquerque
3-3-84	BYU	80-73	at Provo
3-9-84	New Mexico	64-55	at El Paso*
1-5-85	New Mexico	76-70	at Provo
2-7-85	New Mexico	76-74	Albuquerque
1-4-86	New Mexico	60-57	Albuquerque
2-14-86	BYU	74-67	at Provo
3-6-86	New Mexico	79-68	at Laramie*
1-10-87	New Mexico	102-89	Albuquerque
2-5-87	BYU	98-73	at Provo
3-6-87	New Mexico	93-86	Albuquerque*
1-23-88	BYU	89-82	Albuquerque
3-3-88	BYU	89-82	at Provo
1-5-89	New Mexico	88-84	Albuquerque
2-18-89	BYU	90-79	at Provo
1-13-90	BYU	79-78	at Provo
2-15-90	New Mexico	60-51	Albuquerque
1-12-91	BYU	72-65	at Provo
2-14-91	BYU	83-76	Albuquerque
1-30-92	BYU	85-65	at Provo
2-22-92	New Mexico	95-84 (OT)	Albuquerque
1-4-93	BYU	70-56	at Provo
3-6-93	New Mexico	79-76	Albuquerque
3-12-93	New Mexico	68-59	at Salt Lake*
1-3-94	New Mexico	74-68	Albuquerque
3-3-94	New Mexico	84-82 (OT)	at Provo
1-28-95	BYU	81-63	at Provo
2-4-95	BYU	74-72	Albuquerque
1-25-96	New Mexico	83-77	Albuquerque
2-1-96	New Mexico	88-81	at Provo
2-3-97	New Mexico	74-32	Albuquerque

2-27-97	New Mexico	90-48	at Provo
1-29-98	New Mexico	72-54	at Provo
2-26-98	BYU	83-62	Albuquerque
1-30-99	New Mexico	78-68	Albuquerque
2-25-99	New Mexico	85-64	at Provo
1-29-00	New Mexico	78-69	Albuquerque
2-17-00	New Mexico	78-74	at Provo
3-9-00	BYU	55-43	at Las Vegas\$
2-3-01	BYU	65-49	at Provo
3-1-01	BYU	72-67	Albuquerque
3-10-01	BYU	69-65	at Las Vegas\$
1-19-02	New Mexico	73-58	Albuquerque
2-16-02	BYU	68-62	at Provo
2-1-03	BYU	80-64	at Provo
3-3-03	BYU	91-81	Albuquerque
3-13-03	BYU	71-56	at Las Vegas\$
1-26-04	New Mexico	65-63	Albuquerque
2-21-04	BYU	88-71	at Provo
1-24-05	BYU	68-53	at Provo
2-19-05	New Mexico	91-72	Albuquerque
3-10-05	New Mexico	85-71	at Denver\$
2-1-06	BYU	77-71	Albuquerque
3-4-06	BYU	76-68	at Provo
1-24-07	BYU	70-49	Albuquerque
2-14-07	BYU	96-83	at Provo
1-26-08	BYU	83-66	at Provo
2-26-08	BYU	70-69 (OT)	Albuquerque
1-17-09	New Mexico	81-62	Albuquerque
2-17-09	BYU	73-62	at Provo
1-27-10	New Mexico	76-72	Albuquerque
2-27-10	New Mexico	83-81	at Provo
1-29-11	New Mexico	86-77	Albuquerque
3-2-11	New Mexico	82-64	at Provo
3-11-11	BYU	87-76	Las Vegas\$
12-23-15	BYU	96-66	Honolulu

Brown

New Mexico leads 2-0			
Home 2-0 (Pit 2-0), Road 0-0, Neutral 0-0			
1-4-69	New Mexico	76-47	Albuquerque
12-26-86	New Mexico	84-68	Albuquerque

Bucknell

New Mexico leads 3-0			
Home 3-0 (Pit 3-0), Road 0-0, Neutral 0-0			
11-22-85	New Mexico	71-57	Albuquerque
12-27-91	New Mexico	70-57	Albuquerque
12-27-96	New Mexico	67-57	Albuquerque

Butler

New Mexico leads 3-1			
Home 2-0 (Pit 2-0), Road 0-1, Neutral 1-0			
12-30-68	Butler	81-80 (OT)	at Indianapolis
12-4-70	New Mexico	94-86	Albuquerque
12-28-82	New Mexico	72-61	Albuquerque
3-13-98	New Mexico	79-62	Lexington, Ky. @

Cal Poly

New Mexico leads 1-0			
Home 1-0 (Pit 0-0), Road 0-0, Neutral 0-0			
12-14-57	New Mexico	76-59	Albuquerque

Cal Poly - Pomona

New Mexico leads 1-0			
Home 1-0 (Pit 1-0), Road 0-0, Neutral 0-0			
11-29-72	New Mexico	83-50	Albuquerque

Cal State Bakersfield

New Mexico leads 1-0			
Home 1-0 (Pit 1-0), Road 0-0, Neutral 0-0			
1-5-11	New Mexico	102-62	Albuquerque

Cal State Fullerton

Series Tied 1-1			
Home 1-0 (Pit 1-0), Road 0-0, Neutral 1-0			
3-11-78	Cal State Fullerton	90-85	at Tempe@
11-16-14	New Mexico	67-59	Albuquerque

Cal State Hayward

New Mexico leads 1-0			
Home 1-0 (Pit 0-0), Road 0-0, Neutral 0-0			
12-18-64	New Mexico	86-36	Albuquerque

Cal State Los Angeles

New Mexico leads 4-0			
Home 3-0 (Pit 2-0), Road 1-0, Neutral 0-0			
12-15-62	New Mexico	71-51	at Los Angeles
12-13-65	New Mexico	77-55	Albuquerque
2-10-75	New Mexico	79-73	Albuquerque
12-3-75	New Mexico	11-89	Albuquerque

Cal State Northridge

New Mexico leads 5-0			
Home 4-0 (Pit 4-0), Road 0-0, Neutral 1-0			
12-1-69	New Mexico	99-82	Albuquerque
1-5-76	New Mexico	81-73	Albuquerque
12-28-94	New Mexico	86-73	Albuquerque
11-24-08	New Mexico	85-74	Albuquerque
11-25-16	New		

11-23-02 Cal76-68 Albuquerque
3-19-08 Cal66-68 at Berkeley#
12-2-09 New Mexico86-78 Albuquerque
11-20-10 Cal84-69 at Berkeley

Cameron College

New Mexico leads 1-0
Home 1-0 (Pit 1-0), Road 0-0, Neutral 0-0
12-5-73 New Mexico111-83 Albuquerque

Centenary

New Mexico leads 3-0
Home 3-0 (Pit 3-0), Road 0-0, Neutral 0-0
12-18-89 New Mexico86-69 Albuquerque
12-4-93 New Mexico85-70 Albuquerque
11-27-96 New Mexico96-64 Albuquerque

Central Arkansas

New Mexico leads 1-0
Home 1-0 (Pit 1-0), Road 0-0, Neutral 0-0
12-17-14 New Mexico76-55 Albuquerque

Central Florida

Series tied at 1-1
Home 1-1 (Pit 1-1), Road 0-1, Neutral 0-0
12-16-78 New Mexico124-92 Albuquerque
11-22-08 Central Florida72-71 Albuquerque

Central Missouri State

Central Missouri State leads 1-0
Home 0-0 (Pit 0-0), Road 0-1, Neutral 0-0
12-29-41 Central Mo.55-31 at Okla. City

Central Oklahoma

Series tied 1-1
Home 1-0 (Pit 0-0), Road 0-0, Neutral 0-1
12-30-48 Central Oklahoma55-44 at Portales, N.M.
12-29-54 New Mexico83-64 Albuquerque

College of Charleston

New Mexico leads 1-0
Home 1-0 (Pit 1-0), Road 0-0, Neutral 0-0
12-22-80 New Mexico72-60 Albuquerque

Charleston Southern

New Mexico leads 2-0
Home 2-0 (Pit 2-0), Road 0-0, Neutral 0-0
12-19-06 New Mexico76-69 Albuquerque>
11-17-13 New Mexico109-93 Albuquerque

Charlotte

Series tied 1-1
Home 0-1 (Pit 0-1), Road 0-0, Neutral 1-0
11-28-86 New Mexico74-72 at Kahalui, Maui
12-29-94 UNC-Charlotte78-75 (OT) Albuquerque

Cincinnati

New Mexico leads 2-0
Home 1-0 (Pit 1-0), Road 1-0, Neutral 0-0
12-27-12 New Mexico55-54 at Cincinnati
12-7-13 New Mexico63-54 Albuquerque

The Citadel

New Mexico leads 1-0
Home 1-0 (Pit 1-0), Road 0-0, Neutral 0-0
12-19-10 New Mexico84-58 Albuquerque>

Colorado

Series tied 7-7
Home 3-2 (Pit 3-1), Road 3-5, Neutral 1-0
1-27-26 Colorado37-17 at Boulder
12-7-59 Colorado82-60 at Boulder
12-5-60 Colorado74-65 Albuquerque
12-16-68 Colorado79-72 at Boulder
12-1-70 New Mexico66-63 at Boulder
12-23-72 New Mexico92-71 Albuquerque
11-29-75 New Mexico78-75 at Boulder
11-27-76 New Mexico90-82 Albuquerque
12-1-79 Colorado86-78 at Boulder
11-28-80 Colorado75-65 Albuquerque
11-14-06 New Mexico106-65 Albuquerque
11-9-07 New Mexico54-47 at Boulder
12-22-10 New Mexico89-76 Las Vegas>
12-6-17 Colorado57-75 at Boulder

Colorado College

Colorado College leads 7-4
Home 3-2 (Pit 0-0), Road 1-4, Neutral 0-1
1-23-26 Colo. College35-27 at Colo. Springs
12-27-35 New Mexico35-25 Albuquerque
12-28-35 New Mexico37-36 (OT) Albuquerque
12-28-36 New Mexico32-21 at Colo. Springs
12-29-36 Colo. College33-22 at Colo. Springs
12-16-38 Colo. College44-37 at Colo. Springs
12-17-38 Colo. College46-28 at Colo. Springs
12-29-39 New Mexico44-41 Albuquerque
12-30-39 Colo. College37-32 Albuquerque
12-21-40 Colo. College56-39 at Denver
1-8-44 Colo. College46-45 Albuquerque

Colorado Mines

New Mexico leads 1-0
Home 0-0 (Pit 0-0), Road 0-0, Neutral 1-0
12-27-41 New Mexico33-30 at Okla. City

Colorado State

New Mexico leads 77-46
Home 50-13 (Pit 45-6), Road 25-32, Neutral 2-1
12-20-40 Colorado State53-39 at Denver
1-5-52 New Mexico64-63 Albuquerque
1-12-52 Colorado State85-60 at Ft. Collins
1-3-53 Colorado State85-66 at Ft. Collins
1-16-53 New Mexico72-56 Albuquerque
1-2-54 Colorado State77-51 at Ft. Collins
1-16-54 Colorado State67-62 Albuquerque
1-14-55 Colorado State81-59 at Ft. Collins
2-19-55 New Mexico70-65 Albuquerque
1-6-56 Colorado State67-52 at Ft. Collins
2-24-56 Colorado State75-67 Albuquerque
1-5-57 New Mexico70-62 Albuquerque
2-23-57 Colorado State78-54 at Ft. Collins
1-11-58 Colorado State77-58 at Ft. Collins
1-25-58 Colorado State48-41 Albuquerque
1-24-59 Colorado State67-56 Albuquerque
2-13-59 Colorado State74-55 at Ft. Collins
1-9-60 Colorado State88-67 at Ft. Collins
1-23-60 Colorado State77-63 Albuquerque
1-21-61 Colorado State60-53 at Ft. Collins
1-20-61 Colorado State90-61 at Ft. Collins
1-5-62 Colorado State67-41 at Ft. Collins
1-20-62 Colorado State74-58 Albuquerque
12-20-62 New Mexico56-46 Albuquerque
12-6-63 New Mexico55-53 at Ft. Collins
12-30-66 New Mexico64-49 Albuquerque
1-10-70 Colorado State79-62 at Ft. Collins
2-12-70 Colorado State64-57 Albuquerque
1-30-71 Colorado State79-71 at Ft. Collins
2-25-71 Colorado State68-67 Albuquerque
1-7-72 Colorado State93-65 at Ft. Collins
2-12-72 New Mexico77-75 (OT) Albuquerque
1-27-73 Colorado State76-67 at Ft. Collins
2-22-73 New Mexico93-72 Albuquerque
1-26-74 New Mexico54-49 Albuquerque
2-22-74 New Mexico67-65 at Ft. Collins
1-11-75 New Mexico85-70 Albuquerque
2-14-75 Colorado State58-53 at Ft. Collins
1-9-76 New Mexico80-71 at Ft. Collins
2-14-76 New Mexico84-75 Albuquerque
2-3-77 New Mexico73-64 Albuquerque
3-5-77 Colorado State78-64 at Ft. Collins
2-4-78 New Mexico91-82 at Ft. Collins
3-2-78 New Mexico111-88 Albuquerque
1-18-79 New Mexico94-76 Albuquerque
2-17-79 New Mexico77-69 at Ft. Collins
1-12-80 Colorado State82-68 at Ft. Collins
2-7-80 New Mexico80-79 (OT) Albuquerque
1-9-81 New Mexico80-75 at Ft. Collins
2-14-81 New Mexico68-51 Albuquerque
1-29-82 New Mexico67-58 Albuquerque
2-13-82 New Mexico64-62 at Ft. Collins
1-13-83 New Mexico68-58 Albuquerque
2-12-83 Colorado State85-70 at Ft. Collins
1-21-84 New Mexico55-47 at Ft. Collins
2-18-84 New Mexico61-50 Albuquerque
1-28-85 New Mexico44-42 Albuquerque
2-2-85 Colorado State61-52 at Ft. Collins
3-6-85 New Mexico62-56 Albuquerque*
1-11-86 Colorado State65-58 at Ft. Collins
1-24-86 New Mexico64-51 Albuquerque
1-24-87 New Mexico75-54 Albuquerque
2-21-87 New Mexico62-61 at Ft. Collins
3-5-87 New Mexico92-77 Albuquerque*
2-1-88 New Mexico60-51 Albuquerque
2-18-88 Colorado State61-60 at Ft. Collins
1-12-89 Colorado State64-62 at Ft. Collins
1-26-89 New Mexico65-62 (OT) Albuquerque
1-6-90 New Mexico63-61 Albuquerque
2-8-90 Colorado State75-71 at Ft. Collins
1-3-91 New Mexico54-46 Albuquerque
2-7-91 Colorado State66-61 at Ft. Collins
2-8-92 New Mexico61-47 Albuquerque
2-27-92 New Mexico60-56 at Ft. Collins
1-21-93 Colorado State67-65 (OT) Albuquerque
2-11-93 Colorado State67-50 at Ft. Collins
1-20-94 Colorado State72-70 at Ft. Collins
2-12-94 New Mexico82-59 Albuquerque
1-12-95 New Mexico71-68 Albuquerque
2-16-95 New Mexico91-74 at Ft. Collins
1-15-96 New Mexico67-65 at Ft. Collins
2-19-96 New Mexico78-66 Albuquerque
1-12-98 New Mexico78-64 at Ft. Collins
2-7-98 New Mexico77-62 Albuquerque
1-10-00 New Mexico71-70 at Ft. Collins
3-2-00 New Mexico76-68 Albuquerque
1-27-01 New Mexico72-71 (ot) Albuquerque
2-24-01 New Mexico54-51 at Ft. Collins
3-8-01 New Mexico76-65 at Las Vegas\$
1-28-02 New Mexico70-64 at Fort Collins
2-23-02 New Mexico72-60 Albuquerque
1-13-03 Colorado State74-58 at Fort Collins
2-17-03 New Mexico82-72 Albuquerque
2-7-04 New Mexico63-51 Albuquerque
3-6-04 Colorado State76-66 at Fort Collins
2-5-05 New Mexico55-47 at Fort Collins
3-5-05 New Mexico72-61 Albuquerque
1-7-06 New Mexico83-75 Albuquerque
2-8-06 New Mexico80-78 at Fort Collins
1-6-07 Colorado State88-79 Albuquerque
2-3-07 New Mexico70-66 at Fort Collins
2-5-08 New Mexico91-51 Albuquerque
3-8-08 New Mexico71-52 at Fort Collins

1-28-09 New Mexico68-50 Albuquerque
2-28-09 New Mexico81-79 (2OT) at Fort Collins
1-23-10 New Mexico82-64 Albuquerque
2-23-10 New Mexico72-66 at Fort Collins
1-12-11 New Mexico68-61 Albuquerque
2-12-11 Colorado State68-62 at Fort Collins
3-10-11 New Mexico67-61 at Las Vegas\$
1-25-12 New Mexico85-52 Albuquerque
2-21-12 Colorado State71-63 at Fort Collins
1-23-13 New Mexico66-61 Albuquerque
2-23-13 New Mexico91-82 at Fort Collins
1-4-14 New Mexico80-73 Albuquerque
1-25-14 New Mexico68-66 at Fort Collins
1-3-15 New Mexico66-53 Albuquerque
2-10-15 Colorado State70-59 at Fort Collins
2-23-16 Colorado State86-69 at Fort Collins
1-14-17 New Mexico84-71 at Fort Collins
2-21-17 Colorado State68-56 Albuquerque
1-27-18 New Mexico80-65 Albuquerque
2-28-18 New Mexico108-87 at Fort Collins

Columbia

New Mexico leads 3-0
Home 3-0 (Pit 3-0), Road 0-0, Neutral 0-0
12-28-73 New Mexico109-56 Albuquerque
11-30-84 New Mexico57-54 Albuquerque
11-22-96 New Mexico94-58 Albuquerque

Connecticut

Series tied 1-1
Home 0-0 (Pit 0-0), Road 0-0, Neutral 1-1
3-13-99 Connecticut78-56 at Denver@
11-19-12 New Mexico66-60 at St. Thomas~

Coppin State

New Mexico leads 2-0
12-31-98 New Mexico67-61 Albuquerque
12-21-04 New Mexico74-56 Albuquerque

Cornell

New Mexico leads 2-0
Home 2-0 (Pit 2-0), Road 0-0, Neutral 0-0
11-27-98 New Mexico88-75 Albuquerque
1-9-04 New Mexico74-65 Albuquerque

Creighton

New Mexico leads 3-1
Home 2-0 (Pit 2-0), Road 1-1, Neutral 0-0
12-21-66 New Mexico79-68 at Omaha
12-28-67 New Mexico82-67 Albuquerque
11-16-08 Creighton82-75 at Omaha
12-19-09 New Mexico66-61 Albuquerque

Dartmouth

New Mexico leads 4-0
Home 4-0 (Pit 4-0), Road 0-0, Neutral 0-0
12-29-72 New Mexico107-36 Albuquerque
12-28-95 New Mexico91-66 Albuquerque
12-29-01 New Mexico77-60 Albuquerque
12-28-05 New Mexico66-60 Albuquerque

Davidson

New Mexico leads 3-0
Home 2-0 (Pit 2-0), Road 0-0, Neutral 1-0
12-29-78 New Mexico92-77 Albuquerque
11-13-12 New Mexico86-81 Albuquerque
11-24-13 New Mexico79-58 at Charleston, SC+

Dayton

Dayton leads 3-2
Home 1-1 (Pit 1-1), Road 0-1, Neutral 1-1
3-16-74 New Mexico66-61 at Tempe
11-19-99 Dayton70-57 Albuquerque~
1-1-10 New Mexico68-66 Albuquerque
1-1-11 Dayton76-73 (2OT) at Dayton
11-27-16 Dayton64-57 Anaheim, Calif.

Denver

Series tied 21-21
Home 15-6 (Pit 4-0), Road 6-15, Neutral 0-0
12-19-40 Denver44-32 at Denver
1-28-44 New Mexico45-34 Albuquerque
1-29-50 New Mexico47-29 Albuquerque
12-27-50 Denver59-40 at Denver
1-19-52 Denver72-58 Albuquerque
2-16-52 Denver61-44 at Denver
1-31-53 New Mexico88-63 Albuquerque
2-28-53 Denver66-64 at Denver
1-30-54 New Mexico75-61 at Denver
2-27-54 New Mexico58-56 Albuquerque
1-22-55 New Mexico66-56 Albuquerque
1-29-55 Denver97-56 at Denver
1-19-56 New Mexico69-61 Albuquerque
2-11-56 Denver81-61 at Denver
1-19-57 Denver60-55 at Denver
2-9-57 Denver77-72 Albuquerque
2-1-57 Denver84-56 at Denver
3-1-57 Denver72-55 Albuquerque
1-31-59 Denver97-66 at Denver
2-28-59 Denver84-61 Albuquerque
1-30-60 Denver107-79 at Denver
2-27-60 Denver106-83 Albuquerque
2-22-61 New Mexico69-57 Albuquerque
2-25-61 Denver68-65 at Denver
1-27-62 Denver94-82 at Denver

2-24-62	Denver	99-81	Albuquerque
12-3-62	New Mexico	63-52	Albuquerque
1-12-63	New Mexico	52-51	at Denver
12-12-63	New Mexico	49-43	Albuquerque
2-29-64	New Mexico	71-41	at Denver
1-2-65	New Mexico	67-45	Albuquerque
2-27-65	Denver	68-58	at Denver
1-1-66	New Mexico	87-66	Albuquerque
2-19-66	New Mexico	86-77	at Denver
1-2-67	New Mexico	65-43	Albuquerque
1-14-67	Denver	71-66	at Denver
1-1-68	New Mexico	87-76	Albuquerque
3-2-68	Denver	70-68	at Denver
1-2-69	New Mexico	68-64	Albuquerque
1-11-69	New Mexico	94-81	at Denver
1-3-70	New Mexico	77-70	Albuquerque
12-7-70	New Mexico	86-78	at Denver

DePaul
New Mexico leads 2-0
Home 2-0 (Pit 1-0), Road 0-0, Neutral 0-0

2-12-30	New Mexico	26-23	Albuquerque
11-13-98	New Mexico	82-81	Albuquerque!

Detroit
New Mexico leads 2-1
Home 2-0 (Pit 2-0), Road 0-1, Neutral 0-0

12-28-59	Detroit	100-64	at Detroit
12-23-89	New Mexico	91-64	Albuquerque

11-13-10	New Mexico	63-54	Albuquerque
----------	------------	-------	-------------

Doane
New Mexico leads 1-0
Home 1-0 (Pit 1-0), Road 0-0, Neutral 0-0

1-19-72	New Mexico	79-42	Albuquerque
---------	------------	-------	-------------

Drake
Drake leads 3-1
Home 0-2 (Pit 0-1), Road 0-0, Neutral 1-1

12-18-39	Drake	47-39	Albuquerque
3-17-64	New Mexico	65-60	at New York City#
12-27-86	Drake	59-52	Albuquerque
11-30-08	Drake	68-62	Cancun, Mexico

Drexel
New Mexico leads 1-0
Home 1-0 (Pit 1-0), Road 0-0, Neutral 0-0

12-30-00	New Mexico	93-60	Albuquerque
----------	------------	-------	-------------

Duquesne
UNM leads 2-1
Home 2-0 (Pit 2-0), Road 0-1, Neutral 0-0

12-13-49	Duquesne	55-36	at Pittsburgh
11-23-91	New Mexico	91-85	Albuquerque
11-14-04	New Mexico	82-74	Albuquerque

East Carolina
New Mexico leads 1-0
Home 1-0 (Pit 1-0), Road 0-0, Neutral 0-0

12-27-89	New Mexico	88-51	Albuquerque
----------	------------	-------	-------------

East Texas State
New Mexico leads 3-0
Home 3-0 (Pit 3-0), Road 0-0, Neutral 0-0

12-1-75	New Mexico	87-56	Albuquerque
12-6-80	New Mexico	105-85	Albuquerque
12-1-81	New Mexico	113-69	Albuquerque

Eastern Montana
New Mexico leads 1-0
Home 1-0 (Pit 0-0), Road 0-0, Neutral 0-0

1-27-64	New Mexico	66-55	Albuquerque
---------	------------	-------	-------------

Eastern New Mexico
New Mexico leads 15-1
Home 10-1 (Pit 5-1), Road 5-0, Neutral 0-0

12-19-41	New Mexico	51-40	at Portales
1-18-45	New Mexico	66-25	Albuquerque
2-9-45	New Mexico	53-50	at Portales
12-2-47	New Mexico	57-24	Albuquerque
12-19-47	New Mexico	59-37	at Portales
12-3-49	New Mexico	54-32	Albuquerque
2-12-54	New Mexico	72-50	Albuquerque
2-13-54	New Mexico	102-58	Albuquerque
12-3-54	New Mexico	76-54	at Portales
12-4-54	New Mexico	88-66	at Portales
1-18-77	New Mexico	110-70	Albuquerque
12-19-83	New Mexico	57-51	Albuquerque
2-22-89	New Mexico	100-67	Albuquerque
12-2-91	Eastern New Mexico	81-76	Albuquerque
12-6-94	New Mexico	110-49	Albuquerque
11-29-00	New Mexico	90-50	Albuquerque

Eastern Washington
New Mexico leads 5-0
Home 5-0 (Pit 5-0), Road 0-0, Neutral 0-0

12-18-78	New Mexico	117-94	Albuquerque
2-17-87	New Mexico	90-81	Albuquerque
12-3-93	New Mexico	121-62	Albuquerque
11-23-96	New Mexico	69-53	Albuquerque
11-12-07	New Mexico	92-57	Albuquerque

Evansville
New Mexico leads 1-0
Home 1-0 (Pit 1-0), Road 0-0, Neutral 0-0

11-29-17	New Mexico	78-59	Albuquerque
----------	------------	-------	-------------

Florida State
Florida State leads 3-1
Home 1-1 (Pit 1-1), Road 0-2, Neutral 0-0

2-1-74	Florida State	90-71	at Tallahassee
1-27-75	New Mexico	84-78 (OT)	Albuquerque
1-2-83	Florida State	74-71	Albuquerque
2-22-83	Florida State	79-77	at Tallahassee

Fordham
New Mexico leads 1-0
Home 1-0 (Pit 1-0), Road 0-0, Neutral 0-0

12-30-81	New Mexico	51-49	Albuquerque
----------	------------	-------	-------------

Fresno State
New Mexico leads 16-12
Home 11-1 (Pit 11-1), Road 3-10, Neutral 2-1

12-29-47	Fresno State	57-49	at Fresno
12-30-47	Fresno State	47-43	at Fresno
3-19-85	Fresno State	66-55	at Fresno#
1-7-93	New Mexico	85-64	Albuquerque
2-25-93	Fresno State	71-57	at Fresno
3-11-93	New Mexico	72-48	at Salt Lake*
1-10-94	Fresno State	69-65	at Fresno
2-26-94	New Mexico	82-67	Albuquerque
1-2-95	New Mexico	74-66	Albuquerque
3-2-95	New Mexico	72-69	at Fresno
1-2-96	Fresno State	76-75	at Fresno
3-2-96	New Mexico	86-84	Albuquerque
3-8-96	New Mexico	104-99 (3OT)	Albuquerque*
1-4-99	Fresno State	86-80	at Fresno
2-13-99	New Mexico	83-81	Albuquerque
1-12-13	New Mexico	72-45	Albuquerque
2-13-13	New Mexico	54-48	at Fresno
1-18-14	New Mexico	89-78	at Fresno
3-13-14	New Mexico	93-77	at Las Vegas\$
12-31-14	New Mexico	76-64	Albuquerque
2-28-15	Fresno State	59-55	at Fresno
1-2-16	New Mexico	77-62	at Fresno
2-27-16	Fresno State	92-82	Albuquerque
12-28-16	New Mexico	78-73	Albuquerque
2-18-17	Fresno State	71-61	at Fresno
3-9-17	Fresno State	65-60	at Las Vegas\$
1-13-18	Fresno State	80-89	at Fresno
3-3-18	New Mexico	95-86 (OT)	Albuquerque

Fort Bliss
New Mexico leads 1-0
Home 1-0 (Pit 0-0), Road 0-0, Neutral 0-0

1-7-46	New Mexico	53-39	Albuquerque
--------	------------	-------	-------------

Fort Hays
New Mexico leads 1-0
Home 1-0 (Pit 0-0), Road 0-0, Neutral 0-0

12-1-62	New Mexico	66-55	Albuquerque
---------	------------	-------	-------------

Furman
New Mexico leads 1-0
Home 1-0 (Pit 1-0), Road 0-0, Neutral 0-0

12-21-00	New Mexico	68-56	Albuquerque
----------	------------	-------	-------------

Georgetown
Georgetown leads 3-0
Home 1-0 (Pit 1-0), Road 0-0, Neutral 2-0

12-22-84	Georgetown	69-61	Albuquerque
12-11-85	Georgetown	76-51	at Landover, Md.
3-17-96	Georgetown	73-62	at Richmond, Va @

George Mason
New Mexico leads 2-0
Home 1-0 (Pit 1-0), Road 0-0, Neutral 2-0

11-13-00	New Mexico	79-63	Albuquerque%
11-18-12	New Mexico	70-69	St. Thomas-
11-21-15	New Mexico	69-58	San Juan, P.R./

George Washington
Series tied 1-1
Home 1-0 (Pit 1-0), Road 0-0, Neutral 0-1

12-27-88	New Mexico	94-73	Albuquerque
3-19-93	George Washington	82-68	at Tucson@

Georgia
New Mexico leads 1-0
Home 1-0 (Pit 1-0), Road 0-0, Neutral 0-0

2-12-89	New Mexico	80-66	Albuquerque
---------	------------	-------	-------------

Georgia State
New Mexico leads 1-0
Home 1-0 (Pit 1-0), Road 0-0, Neutral 0-0

2-12-00	New Mexico	91-78	Albuquerque
---------	------------	-------	-------------

Gonzaga
Series tied 1-1
Home 0-1 (Pit 0-1), Road 1-0, Neutral 0-0

1-2-01	New Mexico	81-80 (OT)	at Spokane
1-7-02	Gonzaga	95-90 (OT)	Albuquerque

Grambling
New Mexico leads 2-0
Home 2-0 (Pit 2-0), Road 0-0, Neutral 0-0

12-19-87	New Mexico	87-61	Albuquerque
11-20-08	New Mexico	96-50	Albuquerque

Grand Canyon
New Mexico leads 3-1
Home 3-0 (Pit 3-0), Road 0-1, Neutral 0-0

12-11-79	New Mexico	78-68	Albuquerque
1-4-83	New Mexico	76-51	Albuquerque
12-23-13	New Mexico	80-68	Albuquerque
12-23-14	Grand Canyon	68-65	at Phoenix

Hamline
New Mexico leads 3-1
Home 3-0 (Pit 0-0), Road 0-0, Neutral 0-1

3-11-47	Hamline	71-49	at Kansas City
12-13-57	New Mexico	47-42	Albuquerque
12-3-60	New Mexico	66-53	Albuquerque
1-4-63	New Mexico	64-37	Albuquerque

Hardin Simmons
New Mexico leads 10-6
Home 7-2 (Pit 1-0), Road 2-4, Neutral 1-0

1-16-42	Hardin Simmons	45-36	at Abilene
2-26-42	Hardin Simmons	49-46	Albuquerque
12-11-44	New Mexico	78-27	Albuquerque
12-12-44	New Mexico	58-18	Albuquerque
12-12-46	New Mexico	70-27	Albuquerque
2-27-47	New Mexico	65-56	at Abilene
12-18-47	Hardin Simmons	58-57	at Abilene
1-17-48	New Mexico	64-46	Albuquerque
12-31-48	New Mexico	55-39	at Portales, N.M.
2-17-49	Hardin Simmons	55-48	at Abilene
2-23-49	New Mexico	74-58	Albuquerque
1-6-50	Hardin Simmons	52-42	Albuquerque
1-14-50	Hardin Simmons	68-51	at Abilene
1-4-51	New Mexico	57-55	at Abilene
3-1-51	New Mexico	55-54	Albuquerque
11-24-89	New Mexico	91-57	Albuquerque

Harvard
Harvard leads 1-0
Home 0-0 (Pit 0-0), Road 0-0, Neutral 0-1

3-21-13	Harvard	68-62	Salt Lake City@
---------	---------	-------	-----------------

Hawai'i
New Mexico leads 41-17
Home 24-2 (Pit 22-2), Road 16-13, Neutral 1-2

2-5-65	New Mexico	76-39	Albuquerque
2-6-65	New Mexico	89-59	Albuquerque
12-17-65	New Mexico	72-41	at Honolulu
12-18-65	New Mexico	99-48	at Honolulu
12-16-67	New Mexico	84-75	Albuquerque
12-5-68	New Mexico	63-56	at Honolulu
12-6-68	New Mexico	77-62	at Honolulu
1-19-73	New Mexico	71-68	at Honolulu
1-20-73	New Mexico	83-70	at Honolulu
12-10-76	Hawai'i	78-77	at Honolulu
12-11-76	New Mexico	113-84	at Honolulu
2-14-78	New Mexico	87-69	Albuquerque
1-2-79	Hawai'i	66-64	at Honolulu
1-17-80	New Mexico	71-67	Albuquerque
2-16-80	Hawai'i	73-65	at Honolulu
1-31-81	Hawai'i	56-55	Albuquerque
3-5-81	Hawai'i	85-80	at Honolulu
1-16-82	Hawai'i	66-58	at Honolulu
2-18-82	New Mexico	78-77 (OT)	Albuquerque
2-5-83	New Mexico	90-81	Albuquerque
3-3-83	New Mexico	63-61 (4OT)	at Honolulu
1-12-84	New Mexico	80-65	Albuquerque
2-9-84	New Mexico	46-44 (OT)	at Honolulu
1-19-85	New Mexico	86-60	Albuquerque
2-14-85	Hawai'i	73-68	at Honolulu
1-18-86	New Mexico	93-57	at Honolulu
2-27-86	New Mexico	65-64	Albuquerque
1-5-87	New Mexico	99-86	at Honolulu
2-13-87	New Mexico	110-92	Albuquerque
1-16-88	Hawai'i	79-76	at Honolulu
2-13-88	New Mexico	71-50	Albuquerque
1-19-89	New Mexico	81-63	at Honolulu
3-4-89	Hawai'i	71-70	Albuquerque
1-20-90	Hawai'i	74-71	at Honolulu
2-22-90	New Mexico	82-71	Albuquerque
3-23-90	New Mexico	80-58	Albuquerque#
1-19-91	New Mexico	84-77	at Honolulu
1-26-91	New Mexico	83-67	Albuquerque
3-7-91	Hawai'i	68-67	at Laramie*
1-18-92	New Mexico	79-67	Albuquerque
1-23-92	Hawai'i	58-55	at Honolulu
1-15-93	New Mexico	61-58	at Honolulu
2-18-93	New Mexico	82-58	Albuquerque
1-15-94	New Mexico	74-55	Albuquerque
2-19-94	Hawai'i	83-67	at Honolulu
3-11-94	Hawai'i	61-58	at Salt Lake*
1-7-95	Hawai'i	62-61	at Honolulu
2-23-95	New Mexico	72-68	Albuquerque
1-10-96	New Mexico	78-72	Albuquerque
2-24-96	New Mexico	88-79	at Honolulu
1-4-97	Hawai'i	75-62	at Honolulu
2-22-97	New Mexico	89-69	Albuquerque
3-6-97	New Mexico	65-57	Las Vegas*
1-9-99	New Mexico	82-59	Albuquerque
2-6-99	Hawai'i	72-68 (OT)	at Honolulu
11-21-07	New Mexico	89-60	Albuquerque
12-27-07	New Mexico	79-69	at Honolulu
11-27-09	New Mexico	83-71	at Honolulu

Hawaii-Hilo
Hawaii-Hilo leads 1-0
Home 0-0 (Pit 0-0), Road 0-1, Neutral 0-0
12-7-76 Hawaii-Hilo81-78 at Hilo

Holy Cross
New Mexico leads 1-0
Home 1-0 (Pit 1-0), Road 0-0, Neutral 0-0
12-29-97 New Mexico112-61 Albuquerque

Houston
Series tied 1-1
Home 1-1 (Pit 1-1), Road 0-0, Neutral 0-0
12-15-79 Houston83-80 (OT) Albuquerque
12-29-98 New Mexico84-69 Albuquerque

Houston Baptist
New Mexico leads 2-0
Home 2-0 (Pit 2-0), Road 0-0, Neutral 0-0
1-3-12 New Mexico98-61 Albuquerque
11-14-16 New Mexico95-79 Albuquerque

Howard Payne
New Mexico leads 1-0
Home 1-0 (Pit 0-0), Road 0-0, Neutral 0-0
12-23-64 New Mexico102-32 Albuquerque

Idaho
New Mexico leads 5-0
Home 5-0 (Pit 5-0), Road 0-0, Neutral 0-0
12-29-65 New Mexico99-81 Albuquerque
11-25-77 New Mexico120-70 Albuquerque
12-8-86 New Mexico74-70 Albuquerque
12-21-94 New Mexico76-54 Albuquerque
11-23-12 New Mexico73-58 Albuquerque

Idaho State
New Mexico leads 7-1
Home 5-1 (Pit 5-1), Road 1-0, Neutral 0-0
3-9-74 New Mexico73-65 at Pocatello@
12-30-78 Idaho State73-67 Albuquerque
12-28-79 New Mexico91-76 Albuquerque
12-29-83 New Mexico74-53 Albuquerque
11-22-91 New Mexico112-98 Albuquerque
11-30-11 New Mexico65-41 Albuquerque
11-14-14 New Mexico79-55 Albuquerque
11-11-16 New Mexico81-70 Albuquerque

Indiana State
New Mexico leads 1-0
Home 0-0 (Pit 0-0), Road 1-0, Neutral 0-0
12-1-12 New Mexico77-68 (OT) at Terre Haute

Illinois
Illinois leads 1-0
Home 0-0 (Pit 0-0), Road 0-1, Neutral 0-0
12-6-75 Illinois67-66 (OT) at Champaign

Illinois-Chicago
New Mexico leads 1-0
Home 0-0 (Pit 0-0), Road 0-0, Neutral 1-0
11-16-12 New Mexico66-59 at St. Thomas~

Illinois State
Illinois State leads 1-0
Home 0-0 (Pit 0-0), Road 0-1, Neutral 0-0
12-3-16 Illinois State79-74 at Normal

Illinois Tech
New Mexico leads 1-0
Home 1-0 (Pit 1-0), Road 0-0, Neutral 0-0
12-21-79 New Mexico93-72 Albuquerque

IPFW
New Mexico leads 1-0
Home 1-0 (Pit 1-0), Road 0-0, Neutral 0-0
12-6-02 New Mexico91-66 Albuquerque

Iona
Iona leads 1-0
Home 0-0 (Pit 0-0), Road 0-1, Neutral 0-0
12-21-49 Iona61-56 at New Rochelle

Iowa
New Mexico leads 1-0
Home 1-0 (Pit 1-0), Road 0-0, Neutral 0-0
12-29-76 New Mexico96-83 Albuquerque

Iowa State
New Mexico leads 2-1
12-14-64 New Mexico87-54 Albuquerque
12-6-65 New Mexico56-52 at Ames
11-28-87 Iowa State107-96 at New York City#

Jackson State
New Mexico leads 2-0
Home 2-0 (Pit 2-0), Road 0-0, Neutral 0-0
12-2-86 New Mexico75-62 Albuquerque
12-23-96 New Mexico98-45 Albuquerque

Jacksonville
New Mexico leads 1-0
Home 0-0 (Pit 0-0), Road 0-0, Neutral 1-0
12-20-74 New Mexico72-64 at Los Angeles

Kansas
Kansas leads 1-2
Home 1-0 (Pit 0-0), Road 0-2, Neutral 0-0
12-19-63 New Mexico59-54 Albuquerque
12-3-64 Kansas59-40 at Lawrence
12-14-13 Kansas63-80 at Kansas City

Kansas State
Kansas State leads 4-2
Home 1-1 (Pit 1-0), Road 0-20, Neutral 1-1
12-12-60 Kansas State81-64 Albuquerque
12-2-61 Kansas State94-52 at Manhattan
3-15-96 New Mexico69-48 at Richmond, Va.@
11-23-05 Kansas State68-56 at Manhattan
11-21-06 New Mexico78-54 Albuquerque
12-23-06 Kansas State72-56 at Las Vegas>

Kent State
Series tied 1-1
Home 1-0 (Pit 1-0), Road 0-1, Neutral 0-0
12-16-49 Kent State63-53 at Cleveland
12-27-85 New Mexico52-40 Albuquerque

Kentucky State
New Mexico leads 1-0
Home 1-0 (Pit 1-0), Road 0-0, Neutral 0-0
12-5-77 New Mexico126-104 Albuquerque

Kentucky Wesleyan
Kentucky Wesleyan leads 2-0
Home 0-1 (Pit 0-0), Road 0-1, Neutral 0-0
12-17-55 Ky. Wesleyan73-69 (OT) Albuquerque
12-20-56 Ky. Wesleyan71-66 at Owensboro

Lamar
Series tied 1-1
Home 2-0 (Pit 2-0), Road 0-0, Neutral 0-0
12-5-78 New Mexico97-84 Albuquerque
3-14-84 Lamar64-61 Albuquerque#

Long Beach State
New Mexico leads 4-2
Home 2-0 (Pit 2-0), Road 0-2, Neutral 2-0
12-14-62 Long Beach60-44 at Long Beach
12-7-64 New Mexico72-53 Albuquerque
12-20-82 Long Beach98-95 at Long Beach
12-1-83 New Mexico74-54 Albuquerque
12-29-86 New Mexico92-88 (OT) at Kahului, Maui
3-15-12 New Mexico75-68 at Portland, Ore.@"

Longwood
New Mexico leads 2-0
Home 2-0 (Pit 2-0), Road 0-0, Neutral 0-0
12-17-06 New Mexico79-60 Albuquerque
12-17-10 New Mexico91-54 Albuquerque>

Louisiana Tech
New Mexico leads 2-0
Home 2-0 (Pit 2-0), Road 0-0, Neutral 0-0
3-19-92 New Mexico90-84 Albuquerque#
11-21-09 New Mexico81-52 Albuquerque?

Louisville
Louisville leads 3-0
Home 0-0 (Pit 0-0), Road 0-1, Neutral 0-2
12-16-89 Louisville78-49 at Louisville
3-16-97 Louisville64-63 at Pittsburgh, Pa.@
3-17-12 Louisville59-56 at Portland, Ore.@"

Loyola Chicago
New Mexico leads 1-0
Home 1-0 (Pit 1-0), Road 0-0, Neutral 0-0
11-18-15 New Mexico75-51 Albuquerque

Loyola Marymount
New Mexico leads 4-1
Home 4-1 (Pit 4-1), Road 0-0, Neutral 0-0
12-7-66 New Mexico77-59 Albuquerque
12-18-67 New Mexico77-76 Albuquerque
12-16-79 LMU71-70 Albuquerque
1-7-84 New Mexico66-58 Albuquerque
11-18-07 New Mexico86-58 Albuquerque

Loyola (Md.)
New Mexico leads 1-0
Home 1-0 (Pit 1-0), Road 0-0, Neutral 0-0
11-26-88 New Mexico96-71 Albuquerque

Maine
New Mexico leads 1-0
Home 1-0 (Pit 1-0), Road 0-0, Neutral 0-0
12-22-89 New Mexico94-63 Albuquerque

Massachusetts
Massachusetts leads 1-0
Home 0-0 (Pit 0-0), Road 0-1, Neutral 0-0
11-22-13 Massachusetts65-81 at Charleston+>

Marshall
New Mexico leads 1-0
Home 1-0 (Pit 1-0), Road 0-0, Neutral 0-0
12-29-81 New Mexico86-70 Albuquerque

Maryland
Maryland leads 0-1
Home 0-0 (Pit 0-0), Road 0-0, Neutral 0-1
11-25-17 Maryland65-80 Niceville, Fla.

Maryland Eastern Shore
New Mexico leads 1-0
Home 1-0 (Pit 1-0), Road 0-0, Neutral 0-0
12-3-90 New Mexico79-62 Albuquerque

Marquette
New Mexico leads 1-0
Home 0-0 (Pit 0-0), Road 0-0, Neutral 1-0
11-21-13 New Mexico75-68 at Las Vegas=

McNeese State
New Mexico leads 1-0
Home 1-0 (Pit 1-0), Road 0-0, Neutral 0-0
12-21-98 New Mexico90-46 Albuquerque

Memphis
Memphis leads 2-0
Home 0-0 (Pit 0-0), Road 0-2, Neutral 0-0
12-17-56 Memphis96-72 at Memphis
3-22-01 Memphis81-63 at Memphis#

Mercer
New Mexico leads 3-0
Home 3-0 (Pit 3-0), Road 0-0, Neutral 0-0
11-25-95 New Mexico107-72 Albuquerque
12-23-00 New Mexico69-62 Albuquerque
11-28-12 New Mexico76-58 Albuquerque

Miami (Fla.)
New Mexico leads 2-0
Home 1-0 (Pit 1-0), Road 1-0, Neutral 0-0
1-29-87 New Mexico87-78 Albuquerque
2-1-89 New Mexico110-93 at Miami

Miami (Ohio)
New Mexico leads 2-0
Home 2-0 (Pit 2-0), Road 0-0, Neutral 0-0
12-28-91 New Mexico63-55 Albuquerque
11-22-09 New Mexico85-60 Albuquerque?

Michigan
Michigan leads 1-0
Home 1-0 (Pit 0-0), Road 0-0, Neutral 0-0
12-28-57 Michigan78-66 Albuquerque

Michigan State
Michigan State leads 2-0
Home 2-0 (Pit 2-0), Road 0-0, Neutral 0-0
12-18-70 Michigan State73-69 Albuquerque
12-28-85 Michigan State76-61 Albuquerque

Middle Tennessee State
New Mexico leads 1-0
Home 1-0 (Pit 1-0), Road 0-0, Neutral 0-0
12-29-93 New Mexico69-56 Albuquerque

Midwestern State
New Mexico leads 2-0
Home 2-0 (Pit 2-0), Road 0-0, Neutral 0-0
12-1-65 New Mexico95-58 Albuquerque
11-27-81 New Mexico108-59 Albuquerque

Minnesota
Series tied 1-1
Home 1-0 (Pit 1-0), Road 0-1, Neutral 0-0
12-29-73 New Mexico102-68 Albuquerque
3-13-02 Minnesota96-62 Minneapolis#

Mississippi
New Mexico leads 3-1
Home 3-0 (Pit 3-0), Road 0-1, Neutral 0-0
12-28-96 New Mexico75-64 Albuquerque
11-19-05 New Mexico95-42 Albuquerque
12-1-07 Mississippi85-77 at Oxford
12-13-09 New Mexico103-70 Albuquerque

Mississippi Valley State
New Mexico leads 1-0
Home 1-0 (Pit 1-0), Road 0-0, Neutral 0-0
12-28-04 New Mexico101-68 Albuquerque

Missouri
New Mexico leads 1-0
Home 0-0 (Pit 0-0), Road 0-0, Neutral 1-0
3-11-99 New Mexico61-59 at Denver@

Missouri-Kansas City
New Mexico leads 1-0
Home 1-0 (Pit 1-0), Road 0-0, Neutral 0-0
12-22-11 New Mexico87-62 Albuquerque

Missouri Baptist
New Mexico leads 1-0
Home 1-0 (Pit 1-0), Road 0-0, Neutral 0-0
11-28-81 New Mexico104-53 Albuquerque

Missouri State
New Mexico leads 2-0
Home 2-0 (Pit 1-0), Road 0-0, Neutral 0-0
12-22-62 New Mexico78-50 Albuquerque
12-3-11 New Mexico76-60 Albuquerque

Monmouth
New Mexico leads 1-0
Home 1-0 (Pit 1-0), Road 0-0, Neutral 0-0
11-25-89 New Mexico69-63 Albuquerque

Montana
Montana leads 16-8
Home 5-6 (Pit 0-0), Road 1-10, Neutral 2-0
12-30-50 New Mexico71-59 at Denver
1-31-52 Montana74-64 at Missoula
2-28-52 Montana63-59 Albuquerque
2-9-53 Montana78-70 at Missoula
2-19-53 New Mexico70-63 Albuquerque
2-8-54 New Mexico76-67 Albuquerque
2-22-54 Montana76-65 at Missoula
2-5-55 Montana66-60 at Missoula
2-7-55 Montana57-47 at Missoula
1-11-56 New Mexico92-79 Albuquerque
1-12-56 New Mexico73-50 Albuquerque
1-10-57 Montana68-50 at Missoula
2-16-57 Montana36-33 Albuquerque
1-18-58 Montana68-49 Albuquerque
2-20-58 Montana71-45 at Missoula
1-17-59 Montana63-44 at Missoula
2-19-59 Montana84-59 Albuquerque
1-16-60 New Mexico77-69 (OT) Albuquerque
2-18-60 New Mexico80-79 at Missoula
1-14-61 Montana83-56 at Missoula
2-16-61 Montana56-53 Albuquerque
1-11-62 Montana91-79 Albuquerque
2-17-62 Montana73-47 at Missoula
3-18-10 New Mexico62-57 at San Jose@

Montana State
New Mexico leads 1-0
Home 1-0 (Pit 1-0), Road 0-0, Neutral 0-0
12-20-11 New Mexico91-46 Albuquerque

Morgan State
New Mexico leads 2-0
Home 2-0 (Pit 2-0), Road 0-0, Neutral 0-0
11-23-84 New Mexico103-71 Albuquerque
11-27-85 New Mexico66-50 Albuquerque

Murray State
New Mexico leads 1-0
Home 1-0 (Pit 0-0), Road 0-0, Neutral 0-0
12-15-56 New Mexico79-72 Albuquerque

Nebraska
New Mexico leads 1-0
Home 1-0 (Pit 1-0), Road 0-0, Neutral 0-0
3-17-09 New Mexico83-71 Albuquerque#

Nevada
New Mexico leads 6-5
Home 3-1 (Pit 3-1), Road 3-3, Neutral 0-1
2-2-13 New Mexico75-62 Albuquerque
3-6-13 New Mexico75-62 at Reno
2-15-14 New Mexico90-72 Albuquerque
3-2-14 New Mexico72-58 at Reno
2-14-15 Nevada66-63 (OT) at Reno
12-30-15 New Mexico88-76 Albuquerque
3-5-16 New Mexico71-66 at Reno
3-10-16 Nevada64-62 at Las Vegas\$
1-7-17 Nevada105-104 (OT) Albuquerque
1-28-17 Nevada82-65 at Reno
12-30-17 Nevada74-77 at Reno

New Hampshire
New Mexico leads 1-0
Home 1-0 (Pit 1-0), Road 0-0, Neutral 0-0
12-28-98 New Mexico93-67 Albuquerque

New Mexico Highlands
New Mexico leads 25-4
Home 18-2 (Pit 8-0), Road 7-2, Neutral 0-0
1-15-10 New Mexico40-20 Albuquerque
2-4-10 New Mexico36-13 at Las Vegas
1-6-11 New Mexico21-19 Albuquerque
2-10-11 Highlands26-11 Albuquerque
1-26-12 Highlands19-12 at Las Vegas
2-1-13 New Mexico24-21 Albuquerque
3-6-15 New Mexico44-20 Albuquerque
2-15-24 New Mexico25-20 at Las Vegas
2-9-27 New Mexico47-25 Albuquerque
2-14-27 New Mexico47-20 Albuquerque
1-21-28 New Mexico43-32 at Las Vegas
2-18-28 New Mexico47-34 Albuquerque
1-18-29 Highlands39-27 at Las Vegas
1-29-29 Highlands31-30 Albuquerque
1-30-29 New Mexico32-31 Albuquerque
1-25-30 New Mexico27-19 at Las Vegas
2-19-30 New Mexico45-30 Albuquerque
2-12-34 New Mexico32-23 at Las Vegas
2-13-34 New Mexico21-20 at Las Vegas
12-31-47 New Mexico45-44 at Las Vegas
1-22-48 New Mexico52-35 Albuquerque
1-11-48 New Mexico121-82 Albuquerque
1-29-77 New Mexico125-73 Albuquerque
1-11-78 New Mexico122-74 Albuquerque
1-11-82 New Mexico122-84 Albuquerque
12-10-86 New Mexico106-91 Albuquerque
11-28-89 New Mexico106-53 Albuquerque

12-1-92 New Mexico89-54 Albuquerque
11-24-03 New Mexico86-59 Albuquerque

New Mexico State
New Mexico leads 121-99
Home 74-39 (Pit 38-15), Road 46-60, Neutral 1-0
12-22-04 New Mexico21-9 at Las Cruces
1-26-06 New Mexico28-16 Albuquerque
1-31-07 New Mexico18-17 at Las Cruces
2-12-08 New Mexico44-25 Albuquerque
2-17-11 New Mexico15-9 at Las Cruces
2-3-11 New Mexico18-10 Albuquerque
2-28-13 New Mexico28-12 at Las Cruces
2-15-15 New Mexico39-29 at Las Cruces
2-11-16 NMSU37-34 Albuquerque
2-23-17 NMSU30-27 at Las Cruces
2-21-19 NMSU57-20 at Las Cruces
2-22-19 NMSU40-22 at Las Cruces
2-28-19 NMSU39-7 Albuquerque
3-1-19 NMSU29-21 Albuquerque
1-29-23 NMSU28-20 at Las Cruces
1-30-23 NMSU23-21 at Las Cruces
2-20-23 NMSU29-26 Albuquerque
2-21-23 NMSU38-18 Albuquerque
2-6-25 New Mexico29-16 Albuquerque
2-7-25 New Mexico19-10 Albuquerque
2-2-25 New Mexico34-24 at Las Cruces
3-3-25 New Mexico29-19 at Las Cruces
2-26-26 New Mexico50-10 Albuquerque
2-27-26 New Mexico33-21 Albuquerque
2-21-27 New Mexico27-11 at Las Cruces
2-22-27 New Mexico46-21 at Las Cruces
2-28-27 New Mexico49-18 Albuquerque
3-1-27 New Mexico45-39 Albuquerque
2-9-28 New Mexico53-51 Albuquerque
2-10-28 New Mexico53-32 Albuquerque
2-15-29 New Mexico43-26 Albuquerque
2-16-29 New Mexico55-28 Albuquerque
2-14-30 New Mexico35-15 Albuquerque
2-15-30 New Mexico48-16 Albuquerque
1-30-31 New Mexico40-36 at Las Cruces
1-31-31 New Mexico36-32 at Las Cruces
2-5-32 New Mexico44-37 Albuquerque
2-6-32 NMSU48-42 Albuquerque
2-3-33 New Mexico30-18 at Las Cruces
2-4-33 New Mexico46-39 at Las Cruces
12-1-34 New Mexico35-22 Albuquerque
12-2-34 New Mexico37-36 (OT) Albuquerque
1-18-35 NMSU43-39 at Las Cruces
1-19-35 NMSU36-35 at Las Cruces
2-22-35 New Mexico32-26 Albuquerque
2-23-35 NMSU31-28 Albuquerque
2-14-36 New Mexico42-36 at Las Cruces
2-15-36 NMSU61-39 at Las Cruces
2-21-36 New Mexico43-39 Albuquerque
2-22-36 NMSU33-25 Albuquerque
1-8-37 NMSU31-29 at Las Cruces
1-9-37 NMSU39-32 at Las Cruces
3-1-37 NMSU49-33 Albuquerque
3-2-37 NMSU36-22 Albuquerque
1-28-38 NMSU58-32 at Las Cruces
1-29-38 NMSU60-49 at Las Cruces
2-28-38 NMSU69-39 Albuquerque
3-1-38 NMSU65-42 Albuquerque
1-27-39 NMSU59-41 Albuquerque
1-28-39 NMSU67-49 Albuquerque
2-10-39 NMSU85-26 at Las Cruces
2-11-39 NMSU77-44 at Las Cruces
2-2-40 NMSU51-37 Albuquerque
2-3-40 NMSU53-44 Albuquerque
2-29-40 NMSU74-47 at Las Cruces
3-1-40 NMSU55-48 at Las Cruces
12-10-40 NMSU40-31 at Las Cruces
12-11-40 NMSU28-23 at Las Cruces
2-18-41 New Mexico44-29 Albuquerque
1-10-42 New Mexico30-25 Albuquerque
2-19-42 NMSU38-34 at Las Cruces
12-16-44 New Mexico55-27 Albuquerque
12-14-45 New Mexico38-31 Albuquerque
12-15-45 New Mexico50-23 Albuquerque
1-25-46 New Mexico60-39 at Las Cruces
1-26-46 New Mexico61-49 at Las Cruces
1-17-47 New Mexico68-45 at Las Cruces
1-24-47 New Mexico55-30 Albuquerque
1-14-48 New Mexico47-43 at Las Cruces
1-24-48 New Mexico53-41 Albuquerque
1-20-49 New Mexico60-49 Albuquerque
2-3-49 NMSU51-32 at Las Cruces
1-21-50 New Mexico77-61 Albuquerque
2-1-50 NMSU54-53 (OT) Las Cruces
1-17-51 New Mexico52-50 Albuquerque
2-16-51 NMSU53-45 at Las Cruces
12-3-51 NMSU57-47 Albuquerque
3-3-52 New Mexico40-38 at Las Cruces
12-16-52 NMSU65-61 at Las Cruces
3-2-53 NMSU72-69 (OT) Albuquerque
12-16-53 New Mexico58-38 Albuquerque
3-2-54 NMSU58-51 at Las Cruces
12-11-54 NMSU61-60 Albuquerque
2-2-55 NMSU64-57 at Las Cruces
12-5-55 NMSU66-53 at Las Cruces
1-18-56 NMSU58-51 Albuquerque
1-130-56 New Mexico64-62 Albuquerque
12-7-56 New Mexico73-65 at Las Cruces
12-16-57 NMSU60-49 Albuquerque
12-13-58 NMSU67-53 at Las Cruces

1-3-59 NMSU96-59 Albuquerque
12-12-59 New Mexico68-63 Albuquerque
2-1-60 NMSU78-66 at Las Cruces
12-9-60 NMSU82-69 at Las Cruces
12-19-61 NMSU76-72 Albuquerque
12-26-61 NMSU86-62 at Las Cruces
12-28-61 New Mexico80-76 (TOT) at El Paso
12-8-62 New Mexico71-51 at Las Cruces
1-7-63 New Mexico84-65 Albuquerque
12-14-63 New Mexico92-55 Albuquerque
2-10-64 New Mexico65-53 at Las Cruces
12-10-64 New Mexico86-38 Albuquerque
1-30-65 New Mexico62-37 at Las Cruces
1-29-66 New Mexico81-69 at Las Cruces
2-10-66 New Mexico74-61 Albuquerque
12-17-66 NMSU62-61 (OT) at Las Cruces
2-9-67 New Mexico65-57 Albuquerque
1-6-68 New Mexico71-64 at Las Cruces
2-7-68 New Mexico72-71 Albuquerque
3-16-68 NMSU62-58 Albuquerque@
1-29-69 New Mexico86-66 at Las Cruces
2-1-69 New Mexico68-66 Albuquerque
12-8-69 NMSU90-83 Albuquerque
12-16-69 NMSU91-73 at Las Cruces
12-22-70 New Mexico72-66 Albuquerque
1-2-71 NMSU76-65 at Las Cruces
12-4-71 New Mexico78-76 Albuquerque
12-6-71 NMSU94-79 at Las Cruces
12-5-72 New Mexico88-67 Albuquerque
12-13-72 New Mexico68-67 at Las Cruces
12-1-73 New Mexico75-66 at Las Cruces
12-11-73 New Mexico72-71 Albuquerque
12-3-74 New Mexico69-58 Albuquerque
12-7-74 NMSU65-59 at Las Cruces
12-9-75 New Mexico85-70 Albuquerque
12-13-75 NMSU82-68 at Las Cruces
12-1-76 NMSU112-103 at Las Cruces
12-22-76 NMSU75-71 Albuquerque
12-3-77 New Mexico94-87 at Las Cruces
12-21-77 New Mexico106-78 Albuquerque
11-27-78 NMSU96-93 at Las Cruces
12-9-78 New Mexico81-74 Albuquerque
12-8-79 NMSU68-58 at Las Cruces
12-12-79 NMSU103-84 Albuquerque
11-29-80 New Mexico97-79 Albuquerque
12-20-80 NMSU73-69 at Las Cruces
12-12-81 NMSU85-81 Albuquerque
12-21-81 NMSU59-56 at Las Cruces
12-11-82 NMSU101-86 at Las Cruces
12-23-82 New Mexico78-74 (TOT) Albuquerque
12-17-83 NMSU67-60 at Las Cruces
12-22-83 New Mexico57-51 Albuquerque
12-4-84 NMSU67-64 Albuquerque
12-17-84 New Mexico87-72 at Las Cruces
12-23-85 New Mexico54-44 Albuquerque
12-30-85 NMSU53-44 at Las Cruces
12-4-86 NMSU81-62 at Las Cruces
12-20-86 New Mexico64-50 Albuquerque
12-3-87 New Mexico72-71 Albuquerque
12-10-87 New Mexico76-72 at Las Cruces
12-5-88 NMSU70-66 at Las Cruces
12-17-88 New Mexico64-61 Albuquerque
12-2-89 NMSU60-55 at Las Cruces
12-7-89 NMSU74-73 Albuquerque
12-7-90 New Mexico94-88 Albuquerque
12-15-90 NMSU72-64 at Las Cruces
11-30-91 NMSU80-73 Albuquerque
1-6-92 NMSU68-63 at Las Cruces
12-12-92 New Mexico69-62 at Las Cruces
12-23-92 New Mexico71-66 Albuquerque
12-11-93 NMSU112-104 (TOT) Albuquerque
12-20-93 NMSU63-62 at Las Cruces
12-9-94 NMSU74-65 at Las Cruces
12-17-94 NMSU96-89 Albuquerque
12-8-95 New Mexico91-75 Albuquerque
12-16-95 New Mexico69-68 at Las Cruces
12-7-96 New Mexico86-72 at Las Cruces
12-13-96 New Mexico84-82 (OT) Albuquerque
11-19-97 New Mexico80-79 Albuquerque
12-9-97 New Mexico62-59 at Las Cruces
1-2-99 New Mexico77-66 Albuquerque
1-19-99 NMSU76-55 at Las Cruces
12-8-99 NMSU66-57 at Las Cruces
12-23-99 NMSU63-60 Albuquerque
12-7-00 New Mexico68-65 (OT) at Las Cruces
1-6-01 NMSU79-68 (OT) Albuquerque
12-5-01 New Mexico66-64 at Las Cruces
12-16-01 New Mexico70-49 Albuquerque
11-30-02 NMSU59-58 at Las Cruces
12-15-02 NMSU72-60 Albuquerque
12-3-03 NMSU67-48 at Las Cruces
12-22-03 New Mexico64-49 Albuquerque
12-1-04 New Mexico99-80 Albuquerque
12-4-04 New Mexico84-66 at Las Cruces
12-3-05 NMSU67-61 at Las Cruces
12-13-05 New Mexico71-68 (OT) Albuquerque
11-28-06 New Mexico79-76 Albuquerque
12-5-06 NMSU103-72 at Las Cruces
12-4-07 NMSU71-62 at Las Cruces
12-19-07 New Mexico83-69 Albuquerque
12-23-08 New Mexico76-62 Albuquerque
12-30-08 New Mexico68-66 at Las Cruces
11-17-09 New Mexico97-87 at Las Cruces
12-5-09 New Mexico75-58 Albuquerque
12-4-10 New Mexico84-78 (OT) at Las Cruces
12-11-10 New Mexico78-62 Albuquerque

11-16-11	NMSU	62-53	Albuquerque
12-28-11	New Mexico	89-69	at Las Cruces
12-15-12	New Mexico	73-58	Albuquerque
12-19-12	New Mexico	68-63	at Las Cruces
12-4-13	New Mexico	79-70	at Las Cruces
12-17-13	NMSU	61-67	Albuquerque
12-3-14	New Mexico	62-47	Albuquerque
12-20-14	New Mexico	69-67	at Las Cruces
11-15-15	New Mexico	83-74	at Las Cruces
12-16-15	New Mexico	79-61	Albuquerque
11-18-16	New Mexico	72-59	Albuquerque
12-10-16	NMSU	84-71	at Las Cruces
11-17-17	NMSU	56-75	at Las Cruces
12-9-17	NMSU	62-65	Albuquerque

New Orleans

New Mexico leads 1-0
Home 1-0 (Pit 1-0), Road 0-0, Neutral 0-0
11-11-11 New Mexico 92-40 Albuquerque

New York University

New Mexico leads 1-0
Home 1-0 (Pit 0-0), Road 0-0, Neutral 0-0
3-19-64 New Mexico 72-65 at New York City#

Nicholls State

New Mexico leads 1-0
Home 1-0 (Pit 1-0), Road 0-0, Neutral 0-0
11-20-09 New Mexico 83-59 Albuquerque?
11-25-16 New Mexico 75-63 Albuquerque

North Carolina A&T

New Mexico leads 2-0
Home 2-0 (Pit 2-0), Road 0-0, Neutral 0-0
11-12-04 New Mexico 75-59 Albuquerque
12-16-06 New Mexico 86-78 Albuquerque

North Dakota

New Mexico leads 3-0
Home 3-0 (Pit 3-0), Road 0-0, Neutral 0-0
12-19-66 New Mexico 84-64 Albuquerque
12-8-73 New Mexico 105-61 Albuquerque
1-1-12 New Mexico 85-57 Albuquerque

North Texas

New Mexico leads 2-0
Home 2-0 (Pit 0-0), Road 2-0, Neutral 0-0
12-26-87 New Mexico 77-69 Albuquerque
12-17-90 New Mexico 98-84 Albuquerque

Northeastern

New Mexico leads 2-0
Home 2-0 (Pit 2-0), Road 0-0, Neutral 0-0
11-28-98 New Mexico 93-61 Albuquerque
12-2-02 New Mexico 90-88 Albuquerque

Northern Arizona

New Mexico leads 42-41
Home 25-18 (Pit 5-1), Road 15-22, Neutral 2-1
2-3-26 New Mexico 40-18 Albuquerque
2-19-26 New Mexico 26-17 at Flagstaff
2-20-26 New Mexico 51-16 at Flagstaff
1-28-27 NAU 31-30 Albuquerque
2-16-27 NAU 36-35 at Flagstaff
1-27-28 NAU 39-36 Albuquerque
1-28-28 NAU 42-35 Albuquerque
2-1-29 NAU 35-27 at Flagstaff
2-2-29 New Mexico 37-24 at Flagstaff
2-27-29 NAU 35-33 Albuquerque
2-28-29 New Mexico 39-37 Albuquerque
1-31-30 NAU 31-19 Albuquerque
2-1-30 New Mexico 27-19 Albuquerque
2-28-30 NAU 35-30 at Flagstaff
3-1-30 New Mexico 32-20 at Flagstaff
2-6-31 New Mexico 36-18 at Flagstaff
2-7-31 New Mexico 29-21 at Flagstaff
1-15-32 NAU 39-32 Albuquerque
1-16-32 New Mexico 38-33 Albuquerque
2-26-32 NAU 41-28 at Flagstaff
2-27-32 NAU 34-26 at Flagstaff
1-13-33 New Mexico 32-22 at Flagstaff
1-14-33 New Mexico 35-28 at Flagstaff
2-24-33 NAU 38-23 Albuquerque
2-25-33 New Mexico 49-31 Albuquerque
1-5-34 New Mexico 45-21 at Flagstaff
1-6-34 NAU 31-29 at Flagstaff
2-2-34 New Mexico 46-33 Albuquerque
2-3-34 NAU 42-31 Albuquerque
1-11-35 NAU 47-35 Albuquerque
1-12-35 NAU 39-27 Albuquerque
2-1-35 New Mexico 32-28 at Flagstaff
2-2-35 NAU 42-36 at Flagstaff
1-10-36 New Mexico 46-27 at Flagstaff
1-11-36 NAU 46-38 at Flagstaff
2-7-36 NAU 45-43 Albuquerque
2-8-36 NAU 33-32 Albuquerque
1-15-37 New Mexico 54-46 Albuquerque
1-16-37 NAU 44-28 Albuquerque
2-17-37 NAU 41-27 at Flagstaff
2-18-37 NAU 37-35 at Flagstaff
1-7-38 NAU 46-45 at Flagstaff
1-8-38 NAU 48-38 at Flagstaff
2-18-38 New Mexico 47-38 Albuquerque
2-19-38 New Mexico 51-38 Albuquerque
1-11-39 New Mexico 47-36 Albuquerque
1-12-39 NAU 38-28 Albuquerque

2-22-39	NAU	55-52	at Flagstaff
2-23-39	NAU	60-43	at Flagstaff
1-12-40	NAU	66-43	at Flagstaff
1-13-40	NAU	46-31	at Flagstaff
2-17-40	NAU	57-28	Albuquerque
2-19-40	New Mexico	29-28	Albuquerque
1-10-41	New Mexico	46-44	Albuquerque
1-11-41	New Mexico	38-36	Albuquerque
2-8-41	NAU	57-55	at Flagstaff
2-3-42	NAU	38-28	Albuquerque
2-9-42	NAU	53-42	at Flagstaff
1-20-45	New Mexico	36-33	at Flagstaff
1-17-46	NAU	54-44	Albuquerque
2-5-47	NAU	65-49	at Flagstaff
2-20-47	New Mexico	63-47	Albuquerque
1-7-48	New Mexico	61-53	Albuquerque
2-7-48	NAU	54-33	at Flagstaff
1-10-49	New Mexico	40-30	at Flagstaff
2-12-49	New Mexico	46-41	Albuquerque
2-24-50	NAU	58-52	at Flagstaff
3-2-50	New Mexico	68-56	Albuquerque
12-9-50	New Mexico	64-62	at Gallup, N.M.
1-10-51	New Mexico	73-41	Albuquerque
2-22-51	New Mexico	77-54	at Flagstaff
2-19-52	NAU	58-56	at Flagstaff
2-13-52	New Mexico	74-55	Albuquerque
12-19-52	New Mexico	83-69	at Flagstaff
2-23-53	NAU	57-50	at Gallup, N.M.
12-19-53	New Mexico	64-50	Albuquerque
12-3-58	New Mexico	76-61	at Santa Fe, N.M.
12-7-81	New Mexico	60-50	Albuquerque
12-1-84	NAU	64-56	Albuquerque
1-5-02	New Mexico	70-57	Albuquerque
1-7-03	New Mexico	59-57	Albuquerque
11-27-04	New Mexico	81-70	Albuquerque
12-16-09	New Mexico	96-57	Albuquerque

Northern Colorado

New Mexico leads 4-0
Home 3-0 (Pit 2-0), Road 1-0, Neutral 0-0
1-26-26 New Mexico 29-24 at Greeley
12-15-60 New Mexico 95-86 Albuquerque
12-12-70 New Mexico 72-45 Albuquerque
12-9-04 New Mexico 86-52 Albuquerque

Northern Iowa

Northern Iowa leads 1-0
Home 0-0 (Pit 0-0), Road 0-0, Neutral 0-1
12-23-10 Northern Iowa 66-60 Las Vegas>
12-12-15 New Mexico 76-57 Albuquerque

Northern New Mexico

New Mexico leads 1-0
Home 1-0 (Pit 1-0), Road 0-0, Neutral 0-0
11-11-17 New Mexico 147-76 Albuquerque

Northwestern (La.) State

New Mexico leads 2-0
Home 2-0 (Pit 2-0), Road 0-0, Neutral 0-0
11-25-02 New Mexico 60-56 Albuquerque
12-28-03 New Mexico 87-51 Albuquerque

Northwood

New Mexico leads 1-0
Home 1-0 (Pit 1-0), Road 0-0, Neutral 0-0
11-24-10 New Mexico 78-56 Albuquerque

Notre Dame

Notre Dame leads 1-0
Home 0-0 (Pit 0-0), Road 0-1, Neutral 0-0
3-19-09 Notre Dame 70-68 Notre Dame, Ind.#

Occidental

Series tied 1-1
Home 1-0 (Pit 1-0), Road 0-0, Neutral 0-1
12-8-55 Occidental 57-53... at Santa Fe, N.M.
12-13-68 New Mexico 100-63 Albuquerque

Ohio State

Series tied 1-1
Home 1-1 (Pit 1-1), Road 0-0, Neutral 0-0
12-27-87 New Mexico 74-65 Albuquerque
3-25-88 Ohio State 68-65 Albuquerque#

Oklahoma

Oklahoma leads 2-0
Home 0-1 (Pit 0-1), Road 0-1, Neutral 0-0
2-20-88 Oklahoma 120-100 at Norman
12-8-88 Oklahoma 100-96 Albuquerque

Oklahoma Christian

New Mexico leads 2-0
Home 2-0 (Pit 1-0), Road 0-0, Neutral 0-0
1-3-64 New Mexico 92-40 Albuquerque
12-9-71 New Mexico 88-81 (OT) Albuquerque

Oklahoma City

Oklahoma City leads 2-1
Home 1-2 (Pit 0-0), Road 0-1, Neutral 0-0
12-23-48 New Mexico 38-36 Albuquerque
1-29-57 Oklahoma City 107-86 Albuquerque
1-3-58 Oklahoma City 89-60 at Oklahoma City

Oklahoma State
New Mexico leads 3-1
Home 2-0 (Pit 2-0), Road 0-0, Neutral 1-1
12-23-86 New Mexico 90-74 Albuquerque
3-20-90 New Mexico 90-88 Albuquerque#
3-14-91 Oklahoma State 67-54 at College Park, Md.
12-17-11 New Mexico 66-56 at Oklahoma City

Old Dominion

New Mexico leads 1-0
Home 0-0 (Pit 0-0), Road 0-0, Neutral 0-1
3-14-97 New Mexico 59-55 at Pittsburgh, Pa. @

Omaha

New Mexico leads 1-0
Home 1-0 (Pit 1-0), Road 0-0, Neutral 0-0
11-14-17 New Mexico 103-71 Albuquerque

Oral Roberts

Series tied 1-1
Home 1-0 (Pit 1-0), Road 0-1, Neutral 0-0
12-17-08 New Mexico 66-63 Albuquerque
12-23-09 Oral Roberts 66-75 at Tulsa
12-1-15 New Mexico 91-75 Albuquerque

Oregon

New Mexico leads 6-2
Home 4-1 (Pit 3-1), Road 1-1, Neutral 1-0
12-8-61 New Mexico 56-46 Albuquerque
12-1-67 New Mexico 64-60 at Eugene
12-6-69 Oregon 61-59 Albuquerque
12-28-71 New Mexico 76-61 at Portland
3-22-88 New Mexico 78-59 Albuquerque#
3-16-90 New Mexico 89-78 Albuquerque#
11-22-04 Oregon 79-75 at Eugene
12-17-05 New Mexico 68-61 Albuquerque

Oregon State

New Mexico leads 4-2
Home 2-1 (Pit 2-1), Road 2-0, Neutral 1-0
12-30-71 Oregon State 81-69 at Portland
12-2-72 New Mexico 84-79 (OT) at Corvallis
12-3-73 New Mexico 89-75 Albuquerque
2-26-85 New Mexico 72-65 at Corvallis
11-30-85 New Mexico 81-63 Albuquerque
3-13-87 Oregon State 85-82 Albuquerque#

Pacific

New Mexico leads 2-0
Home 2-0 (Pit 1-0), Road 0-0, Neutral 0-0
12-4-63 New Mexico 76-48 Albuquerque
11-23-01 New Mexico 85-66 Albuquerque

Panhandle A & M

New Mexico leads 1-0
Home 1-0 (Pit 0-0), Road 0-0, Neutral 0-0
2-1-64 New Mexico 57-36 Albuquerque

Pasadena College

Pasadena College leads 1-0
Home 1-0 (Pit 0-0), Road 0-0, Neutral 0-0
12-15-53 Pasadena College 71-62 Albuquerque

Pepperdine

New Mexico leads 5-2
Home 5-1 (Pit 5-1), Road 0-1, Neutral 0-0
1-3-48 Pepperdine 59-43 at Malibu, Calif.
12-6-67 New Mexico 93-58 Albuquerque
3-17-88 New Mexico 86-75 Albuquerque#
3-21-89 New Mexico 86-69 Albuquerque#
3-20-01 New Mexico 81-78 Albuquerque#
12-29-02 Pepperdine 88-68 Albuquerque
11-29-06 New Mexico 101-96 Albuquerque

Pennsylvania

New Mexico leads 1-0
Home 1-0 (Pit 1-0), Road 0-0, Neutral 0-0
12-29-92 New Mexico 54-51 Albuquerque

Penn State

Series tied 1-1
Home 1-0 (Pit 1-0), Road 0-0, Neutral 0-1
3-28-90 Penn State 83-81 (OT) at New York City#
12-29-03 New Mexico 82-63 Albuquerque

Phillips University

New Mexico leads 2-0
Home 2-0 (Pit 0-0), Road 0-0, Neutral 0-0
12-29-53 New Mexico 69-67 Albuquerque
12-30-53 New Mexico 64-38 Albuquerque

Portland

Series tied 1-1
Home 1-1 (Pit 1-1), Road 0-0, Neutral 0-0
12-1-03 Portland 77-71 Albuquerque
11-25-12 New Mexico 69-54 Albuquerque

Portland State

New Mexico leads 3-0
Home 3-0 (Pit 3-0), Road 0-0, Neutral 0-0
12-19-75 New Mexico 85-82 Albuquerque
1-5-77 New Mexico 109-82 Albuquerque
12-28-02 New Mexico 69-52 Albuquerque

Prairie View A & M		
New Mexico leads 2-0		
Home 2-0 (Pit 2-0), Road 0-0, Neutral 0-0		
12-3-88 New Mexico.....	100-75	Albuquerque
12-22-17 New Mexico.....	87-78	Albuquerque
Presbyterian		
New Mexico leads 1-0		
Home 1-0 (Pit 1-0), Road 0-0, Neutral 0-0		
11-16-07 New Mexico.....	88-57	Albuquerque
Princeton		
New Mexico leads 1-0		
Home 1-0 (Pit 1-0), Road 0-0, Neutral 0-0		
12-29-82 New Mexico.....	52-46	Albuquerque
Puget Sound		
New Mexico leads 1-0		
Home 1-0 (Pit 1-0), Road 0-0, Neutral 0-0		
1-4-78 New Mexico.....	102-89	Albuquerque
Purdue		
New Mexico leads 1-1		
Home 0-0 (Pit 0-0), Road 0-1, Neutral 1-0		
12-23-63 New Mexico.....	63-61	at W. Lafayette
12-5-16 Purdue.....	91-75	at Purdue
Regis		
Regis leads 3-0		
Home 0-0 (Pit 0-0), Road 0-2, Neutral 0-1		
2-23-48 Regis.....	49-44	at Denver
1-31-55 Regis.....	64-49	at Denver
12-10-56 Regis.....	79-75	at Durango, Colo.
Rhode Island		
New Mexico leads 1-0		
Home 1-0 (Pit 1-0), Road 0-0, Neutral 0-0		
12-28-67 New Mexico.....	75-62	Albuquerque
Rice		
New Mexico leads 5-2		
Home 3-2 (Pit 3-1), Road 1-0, Neutral 1-0		
12-22-58 Rice.....	81-69	Albuquerque
12-30-93 New Mexico.....	90-75	Albuquerque
1-18-97 New Mexico.....	69-61	at Houston
2-13-97 New Mexico.....	81-64	Albuquerque
3-4-99 New Mexico.....	51-49	at Las Vegas*
12-19-15 Rice.....	90-89	Albuquerque
12-19-17 New Mexico.....	78-69	Albuquerque
Rider		
New Mexico leads 1-0		
Home 1-0 (Pit 1-0), Road 0-0, Neutral 0-0		
12-23-87 New Mexico.....	108-84	Albuquerque
Rutgers		
Rutgers leads 1-0		
Home 0-0 (Pit 0-0), Road 0-0, Neutral 0-1		
3-14-67 Rutgers.....	65-62	at New York City#
Sacramento State		
New Mexico leads 3-0		
Home 3-0 (Pit 3-0), Road 0-0, Neutral 0-0		
12-19-98 New Mexico.....	102-71	Albuquerque
12-8-03 New Mexico.....	77-63	Albuquerque
11-12-06 New Mexico.....	92-56	Albuquerque
St. Bonaventure		
New Mexico leads 1-0		
Home 1-0 (Pit 1-0), Road 0-0, Neutral 0-0		
11-17-07 New Mexico.....	81-54	Albuquerque
St. John's		
St. John's leads 3-0		
Home 0-2 (Pit 0-2), Road 0-0, Neutral 0-1		
3-15-65 St. John's.....	61-54	at New York City#
12-23-71 St. John's.....	95-92	Albuquerque
11-20-99 St. John's.....	70-62	Albuquerque~
St. Joseph's		
Series tied 1-1		
Home 1-1 (Pit 1-1), Road 0-0, Neutral 0-0		
12-19-69 New Mexico.....	78-77	Albuquerque
12-30-99 St. Joseph's.....	81-76	Albuquerque
St. Louis		
Series tied 3-2		
Home 2-1 (Pit 2-1), Road 1-1, Neutral 0-1		
1-22-72 New Mexico.....	73-67	at St. Louis
1-8-73 New Mexico.....	87-67	Albuquerque
3-23-89 St. Louis.....	66-65	Albuquerque#
3-26-90 St. Louis.....	80-73	at New York City#
12-31-11 New Mexico.....	64-60	Albuquerque
12-31-12 St. Louis.....	60-46	at St. Louis
Saint Mary's		
New Mexico leads 2-0		
Home 2-0 (Pit 2-0), Road 0-0, Neutral 0-0		
12-17-68 New Mexico.....	77-55	Albuquerque
12-28-01 New Mexico.....	72-62	Albuquerque
Sam Houston State		
New Mexico leads 2-0		
Home 2-0 (Pit 2-0), Road 0-0, Neutral 0-0		
12-21-96 New Mexico.....	76-55	Albuquerque
11-26-99 New Mexico.....	71-61	Albuquerque

San Diego		
New Mexico leads 7-2		
Home 5-1 (Pit 5-1), Road 2-1, Neutral 0-0		
11-24-85 New Mexico.....	61-46	Albuquerque
11-27-88 San Diego.....	64-53	Albuquerque
1-6-04 New Mexico.....	88-75	Albuquerque
12-22-05 San Diego.....	63-56	at San Diego
12-8-07 New Mexico.....	57-47	Albuquerque
12-10-08 New Mexico.....	57-54	at San Diego
12-9-09 New Mexico.....	82-78	at San Diego
11-28-10 New Mexico.....	75-46	Albuquerque
11-30-13 New Mexico.....	73-66	Albuquerque
San Diego State		
New Mexico leads 47-39		
Home 29-11 (Pit 29-11), Road 13-25, Neutral 5-3		
1-2-76 San Diego State.....	78-58	at San Diego
12-20-76 New Mexico.....	107-104	Albuquerque
1-25-79 San Diego State.....	78-72	at San Diego
2-24-79 New Mexico.....	84-78	Albuquerque
1-19-80 New Mexico.....	73-72	Albuquerque
2-14-80 San Diego State.....	76-64	at San Diego
1-30-81 New Mexico.....	100-98	Albuquerque
3-7-81 San Diego State.....	92-84	at San Diego
1-14-82 San Diego State.....	78-62	at San Diego
2-20-82 San Diego State.....	86-79	Albuquerque
2-3-83 San Diego State.....	61-37	Albuquerque
3-5-83 San Diego State.....	77-73	at San Diego
1-14-84 San Diego State.....	74-68	Albuquerque
2-11-84 San Diego State.....	61-60	at San Diego
1-18-85 New Mexico.....	94-85	Albuquerque
2-16-85 San Diego State.....	99-80	at San Diego
3-8-85 San Diego State.....	98-84	at El Paso†
1-16-86 San Diego State.....	71-68	at San Diego
3-1-86 New Mexico.....	95-92 (OT)	Albuquerque
1-3-87 New Mexico.....	88-84	at San Diego
2-14-87 New Mexico.....	76-66	Albuquerque
1-14-88 San Diego State.....	64-59	at San Diego
2-12-88 New Mexico.....	93-85	Albuquerque
1-21-89 New Mexico.....	83-76	at San Diego
3-2-89 New Mexico.....	102-72	Albuquerque
1-18-90 San Diego State.....	78-62	at San Diego
2-24-90 New Mexico.....	91-89	Albuquerque
1-17-91 San Diego State.....	52-51	at San Diego
1-24-91 New Mexico.....	79-68	Albuquerque
1-16-92 New Mexico.....	90-68	Albuquerque
1-25-92 New Mexico.....	71-61	at San Diego
1-17-93 New Mexico.....	77-52	at San Diego
2-20-93 New Mexico.....	71-55	Albuquerque
1-13-94 New Mexico.....	72-59	Albuquerque
2-17-94 New Mexico.....	65-61	at San Diego
3-10-94 New Mexico.....	61-46	at Salt Lake*
1-9-95 San Diego State.....	72-69 (OT)	at San Diego
2-25-95 New Mexico.....	67-42	Albuquerque
1-8-96 New Mexico.....	77-74	Albuquerque
2-22-96 New Mexico.....	83-78	Albuquerque
3-7-96 New Mexico.....	94-75	Albuquerque*
1-7-99 New Mexico.....	90-60	Albuquerque
2-8-99 New Mexico.....	85-60	at San Diego
2-5-00 New Mexico.....	78-57	at San Diego
2-26-00 New Mexico.....	78-49	Albuquerque
1-8-01 New Mexico.....	75-67	at San Diego
2-17-01 New Mexico.....	72-54	Albuquerque
2-2-02 San Diego State.....	78-65	Albuquerque
2-28-02 San Diego State.....	84-71	at San Diego
1-25-03 New Mexico.....	66-62	Albuquerque
2-24-03 San Diego State.....	89-73	at San Diego
2-2-04 San Diego State.....	72-68	at San Diego
2-28-04 New Mexico.....	72-60	Albuquerque
1-31-05 New Mexico.....	88-71	Albuquerque
2-26-05 New Mexico.....	78-61	at San Diego
3-11-05 New Mexico.....	77-67	at Denver\$
1-25-06 San Diego State.....	75-69	at San Diego
2-25-06 San Diego State.....	73-66	Albuquerque
1-17-07 San Diego State.....	73-68	Albuquerque
2-20-07 San Diego State.....	81-74 (OT)	Albuquerque
1-12-08 San Diego State.....	72-67	Albuquerque
2-13-08 New Mexico.....	73-63	at San Diego
1-21-09 San Diego State.....	81-76	at San Diego
2-21-09 New Mexico.....	75-49	Albuquerque
1-5-10 San Diego State.....	74-64	at San Diego
2-6-10 New Mexico.....	88-86 (OT)	Albuquerque
3-12-10 San Diego State.....	72-69	at Las Vegas\$
1-15-11 San Diego State.....	87-77	Albuquerque
2-16-11 San Diego State.....	68-62	at San Diego
1-18-12 San Diego State.....	75-70	Albuquerque
2-15-12 New Mexico.....	77-67	at San Diego
3-10-12 New Mexico.....	68-59	at Las Vegas\$
1-26-13 San Diego State.....	55-34	at San Diego
2-27-13 New Mexico.....	70-60	Albuquerque
3-15-13 New Mexico.....	60-50	at Las Vegas\$
2-22-14 New Mexico.....	55-44	Albuquerque
3-8-14 San Diego State.....	48-51	at San Diego
3-15-14 New Mexico.....	64-58	at Las Vegas\$
1-6-15 San Diego State.....	56-42	at San Diego
2-17-15 San Diego State.....	63-46	Albuquerque
2-6-16 San Diego State.....	78-71 (ot)	at San Diego
3-1-16 San Diego State.....	83-56	Albuquerque
1-1-17 New Mexico.....	68-62	at San Diego
3-4-17 New Mexico.....	64-59	Albuquerque
1-20-18 New Mexico.....	79-75	Albuquerque
3-10-18 San Diego State.....	75-82	at Las Vegas\$

San Francisco		
Series tied 2-2		
Home 2-1 (Pit 2-1), Road 0-0, Neutral 0-1		
12-20-68 New Mexico.....	82-71	Albuquerque
3-14-74 San Francisco.....	64-61	at Tucson@
11-24-90 New Mexico.....	94-77	Albuquerque
11-17-94 San Francisco.....	80-74	Albuquerque%
San Francisco State		
New Mexico leads 1-0		
Home 1-0 (Pit 1-0), Road 0-0, Neutral 0-0		
11-22-03 New Mexico.....	95-42	Albuquerque
San José State		
New Mexico leads 13-1		
Home 8-1 (Pit 7-0), Road 4-0, Neutral 1-0		
12-21-61 New Mexico.....	63-51	Albuquerque
12-27-67 New Mexico.....	93-75	Albuquerque
3-5-97 New Mexico.....	103-70Las Vegas, Nev.*	
11-29-97 New Mexico.....	86-57	Albuquerque
1-13-99 New Mexico.....	82-81 (OT)	at San Jose
2-11-99 New Mexico.....	82-46	Albuquerque
1-11-14 New Mexico.....	69-65	at San Jose
2-1-14 New Mexico.....	72-47	Albuquerque
1-31-15 New Mexico.....	67-41	at San Jose
1-23-16 New Mexico.....	83-64	at San Jose
2-13-16 New Mexico.....	74-58	Albuquerque
2-4-17 San José State.....	78-68	Albuquerque
1-6-18 New Mexico.....	80-47	Albuquerque
2-3-18 New Mexico.....	71-68	at San Jose
Santa Clara		
New Mexico leads 4-3		
Home 4-1 (Pit 4-1), Road 0-0, Neutral 0-2		
12-3-66 New Mexico.....	72-54	Albuquerque
3-15-68 Santa Clara.....	86-73	Albuquerque@
12-19-70 New Mexico.....	91-62	Albuquerque
11-25-83 Santa Clara.....	54-50	at Anchorage
3-16-89 New Mexico.....	91-76	Albuquerque#
11-13-04 New Mexico.....	93-59	Albuquerque
11-24-11 Santa Clara.....	79-76 (OT)	Anaheim, Calif. &
Seattle		
New Mexico leads 3-0		
Home 2-0 (Pit 2-0), Road 1-0, Neutral 0-0		
1-7-67 New Mexico.....	80-60	Albuquerque
12-2-67 New Mexico.....	68-63	at Seattle
12-30-72 New Mexico.....	70-54	Albuquerque
Seton Hall		
Seton Hall leads 2-0		
Home 0-0 (Pit 0-0), Road 0-0, Neutral 0-2		
12-19-49 Seton Hall.....	62-44	at South Orange, N.J.
11-27-87 Seton Hall.....	88-67	at New York City#
Simon Fraser		
New Mexico leads 5-0		
Home 5-0 (Pit 5-0), Road 0-0, Neutral 0-0		
11-21-93 New Mexico.....	101-57	Albuquerque
11-17-95 New Mexico.....	81-67	Albuquerque
11-18-96 New Mexico.....	107-54	Albuquerque
11-20-98 New Mexico.....	86-73	Albuquerque
11-6-99 New Mexico.....	85-64	Albuquerque
South Carolina		
South Carolina leads 1-0		
Home 0-0 (Pit 0-0), Road 0-0, Neutral 0-1		
12-29-69 South Carolina.....	85-62	at New Orleans
South Carolina State		
New Mexico leads 1-0		
Home 1-0 (Pit 1-0), Road 0-0, Neutral 0-0		
11-18-05 New Mexico.....	56-47	Albuquerque
South Dakota State		
South Dakota State leads 2-0		
Home 0-1 (Pit 0-1), Road 0-0, Neutral 0-0		
12-22-12 South Dakota State.....	70-65	Albuquerque
South Florida		
New Mexico leads 1-0		
Home 1-0 (Pit 1-0), Road 0-0, Neutral 0-0		
3-15-00 New Mexico.....	64-58	Albuquerque#
Southern		
New Mexico leads 1-0		
Home 1-0 (Pit 1-0), Road 0-0, Neutral 0-0		
12-29-90 New Mexico.....	94-83	Albuquerque
Southern California		
Tied 6-7		
Home 4-2 (Pit 4-2), Road 1-5, Neutral 1-0		
12-18-54 USC.....	103-39	at Los Angeles
12-21-74 USC.....	84-74	at Los Angeles
12-30-76 New Mexico.....	87-75	Albuquerque
12-9-77 USC.....	93-80	at Los Angeles
12-19-79 USC.....	82-79	Albuquerque
12-4-81 USC.....	80-71	at Los Angeles
12-2-82 New Mexico.....	77-74	Albuquerque
11-27-83 New Mexico.....	74-60	at Anchorage
11-11-97 New Mexico.....	98-76	Albuquerque
12-10-11 New Mexico.....	44-41	at Los Angeles
12-5-12 New Mexico.....	75-67	Albuquerque
11-30-14 USC.....	66-54	Albuquerque
11-21-15 USC.....	90-82	at Los Angeles

Southern Colorado
New Mexico leads 1-0
Home 1-0 (Pit 1-0), Road 0-0, Neutral 0-0
11-30-82 New Mexico97-71 Albuquerque

Southern Illinois
New Mexico leads 1-0
Home 0-0 (Pit 0-0), Road 1-0, Neutral 0-0
12-1-10 New Mexico74-59 at Carbondale

Southern Methodist (SMU)
New Mexico leads 3-0
Home 1-0 (Pit 1-0), Road 1-0, Neutral 1-0
1-11-97 New Mexico78-58 Albuquerque
2-6-97 New Mexico75-72 at Dallas
3-5-99 New Mexico57-56 at Las Vegas*

Southern Mississippi
New Mexico leads 2-0
Home 2-0 (Pit 1-0), Road 0-0, Neutral 0-0
12-23-50 New Mexico53-51 Albuquerque
12-6-08 New Mexico60-58 Albuquerque

Southern Utah
New Mexico leads 3-1
Home 3-1 (Pit 3-1), Road 0-0, Neutral 0-0
12-11-99 New Mexico62-57 Albuquerque
12-21-02 Southern Utah69-57 Albuquerque
11-20-05 New Mexico62-48 Albuquerque
11-28-07 New Mexico57-48 Albuquerque

Southeast Missouri State
New Mexico leads 1-0
Home 1-0 (Pit 1-0), Road 0-0, Neutral 0-0
11-14-08 New Mexico102-59 Albuquerque

Southwest Oklahoma State
New Mexico leads 1-0
Home 1-0 (Pit 0-0), Road 0-0, Neutral 0-0
2-4-63 New Mexico91-53 Albuquerque

Stanford
Stanford leads 3-1
Home 1-1 (Pit 1-1), Road 0-1, Neutral 0-1
12-28-74 New Mexico78-63 Albuquerque
1-20-01 Stanford75-44 at Stanford
11-17-01 Stanford81-66 Albuquerque
3-21-14 Stanford53-58 at St. Louis@

Stephen F. Austin
New Mexico leads 2-0
Home 2-0 (Pit 2-0), Road 0-0, Neutral 0-0
11-27-94 New Mexico122-105 Albuquerque
11-24-99 New Mexico98-61 Albuquerque

Stetson
Series tied 1-1
Home 1-0 (Pit 1-0), Road 0-1, Neutral 0-0
2-2-74 Stetson67-65 at DeLand, Fla.
12-9-74 New Mexico90-82 Albuquerque

Syracuse
Syracuse leads 2-1
Home 0-1 (Pit 0-1), Road 0-0, Neutral 1-1
3-11-67 New Mexico66-64 at New York City#
12-30-77 Syracuse96-91 Albuquerque
3-15-98 Syracuse56-46 at Lexington, Ky. @

Temple
Series tied 1-1
Home 1-0 (Pit 1-0), Road 0-1, Neutral 0-0
12-21-68 New Mexico83-70 Albuquerque
11-15-00 Temple61-49 at Philadelphia%

Tennessee
Series tied 2-2
Home 2-0 (Pit 2-0), Road 0-2, Neutral 0-0
12-5-89 Tennessee96-85 (OT) at Knoxville
12-20-90 New Mexico83-80 Albuquerque
1-4-03 Tennessee71-64 at Knoxville
12-18-04 New Mexico77-58 Albuquerque

Tennessee State
New Mexico leads 1-0
Home 1-0 (Pit 1-0), Road 0-0, Neutral 0-0
12-21-91 New Mexico107-59 Albuquerque

Tennessee Tech
Series tied 1-1
Home 1-1 (Pit 1-1), Road 0-0, Neutral 0-0
12-8-01 New Mexico87-80 Albuquerque
11-21-17 Tennessee Tech96-104 Albuquerque

Texas
New Mexico leads 2-1
Home 1-1 (Pit 1-1), Road 1-0, Neutral 0-0
3-13-86 Texas69-66 Albuquerque#
12-6-86 New Mexico82-72 Albuquerque
12-30-87 New Mexico86-74 at Austin

Texas A&M
New Mexico leads 6-2
Home 4-1 (Pit 4-1), Road 1-0, Neutral 1-1
12-29-66 New Mexico85-54 Albuquerque
12-22-71 New Mexico95-73 Albuquerque
3-8-79 Texas A&M79-68 Albuquerque#

3-12-85 New Mexico80-67 Albuquerque#
2-12-91 New Mexico94-72 at College Station
12-3-92 New Mexico71-69 Albuquerque
12-12-09 New Mexico84-81 at Houston
11-23-14 Texas A&M64-51 San Juan, P.R./

Texas-Arlington
New Mexico leads 4-0
Home 4-0 (Pit 4-0), Road 0-0, Neutral 0-0
11-23-90 New Mexico136-99 Albuquerque
11-24-95 New Mexico76-56 Albuquerque
1-3-05 New Mexico64-55 Albuquerque
12-29-05 New Mexico63-51 Albuquerque

Texas Christian (TCU)
New Mexico leads 16-7
Home 10-0 (Pit 10-0), Road 4-5, Neutral 2-2
12-29-64 New Mexico76-58 at El Paso
12-29-80 New Mexico76-69 Albuquerque
1-9-97 New Mexico79-64 Albuquerque
2-8-97 TCU80-59 at Fort Worth
1-5-98 New Mexico98-77 Albuquerque
2-21-98 TCU95-64 at Fort Worth
3-6-98 New Mexico80-73 at Las Vegas*
1-11-06 New Mexico56-54 Albuquerque
2-11-06 New Mexico53-42 at Fort Worth
1-3-07 TCU64-52 at Fort Worth
2-17-07 New Mexico74-58 Albuquerque
3-6-07 TCU62-54 at Las Vegas\$
1-15-08 TCU74-72 at Fort Worth
2-16-08 New Mexico64-48 Albuquerque
1-24-09 New Mexico69-52 at Fort Worth
2-24-09 New Mexico76-62 Albuquerque
1-30-10 New Mexico73-57 at Fort Worth
3-3-10 New Mexico73-66 Albuquerque
1-26-11 New Mexico71-46 Albuquerque
2-26-11 New Mexico80-70 at Fort Worth
1-28-12 New Mexico71-54 Albuquerque
2-25-12 TCU83-64 at Fort Worth
11-24-17 TCU67-69 Niceville, Fla.

Texas-El Paso (UTEP)
New Mexico leads 77-65
Home 49-21 (Pit 27-10), Road 27-40, Neutral 1-4
2-21-29 New Mexico46-27 at El Paso
2-24-30 New Mexico49-26 Albuquerque
1-31-33 New Mexico50-30 at El Paso
2-1-33 New Mexico48-36 at El Paso
1-12-34 New Mexico41-20 Albuquerque
1-13-34 New Mexico30-29 Albuquerque
2-17-36 New Mexico70-23 Albuquerque
2-18-36 New Mexico47-23 Albuquerque
1-29-37 New Mexico56-37 at El Paso
1-30-37 New Mexico50-31 at El Paso
2-8-37 New Mexico42-25 Albuquerque
2-9-37 New Mexico44-29 Albuquerque
2-4-38 New Mexico51-45 Albuquerque
2-5-38 UTEP40-32 Albuquerque
1-8-39 New Mexico45-41 at El Paso
2-9-39 UTEP39-36 at El Paso
1-8-40 UTEP57-49 Albuquerque
1-9-40 UTEP62-55 Albuquerque
2-5-40 UTEP67-37 at El Paso
2-6-40 UTEP62-36 at El Paso
12-12-40 UTEP63-36 at El Paso
1-3-41 UTEP50-27 Albuquerque
1-4-41 UTEP58-36 Albuquerque
1-9-42 New Mexico42-38 Albuquerque
2-20-42 UTEP64-43 at El Paso
1-29-43 UTEP58-48 Albuquerque
1-30-43 UTEP59-32 Albuquerque
2-12-43 UTEP57-53 (OT) at El Paso
2-13-43 UTEP51-43 at El Paso
1-12-45 New Mexico59-37 Albuquerque
1-13-45 New Mexico66-41 Albuquerque
2-3-45 New Mexico46-43 at El Paso
1-11-46 New Mexico45-36 at El Paso
2-11-46 New Mexico61-27 Albuquerque
2-12-46 New Mexico45-28 Albuquerque
12-17-46 New Mexico67-58 at El Paso
1-15-47 New Mexico68-56 Albuquerque
1-13-48 UTEP72-42 at El Paso
2-10-48 New Mexico44-43 Albuquerque
12-17-48 New Mexico59-43 Albuquerque
2-4-48 UTEP53-51 at El Paso
2-2-50 UTEP69-41 at El Paso
2-13-50 New Mexico63-55 Albuquerque
12-13-50 New Mexico75-65 Albuquerque
2-17-51 New Mexico61-55 at El Paso
12-14-51 New Mexico79-70 Albuquerque
3-1-52 New Mexico73-69 at El Paso
12-12-52 New Mexico76-66 at El Paso
1-28-53 New Mexico83-70 Albuquerque
12-3-55 UTEP67-52 at El Paso
12-30-55 New Mexico93-85 (OT) Albuquerque
12-5-56 UTEP75-65 at El Paso
12-28-56 UTEP78-65 at Canyon, Tex.
12-20-57 New Mexico55-54 Albuquerque
12-12-58 UTEP68-53 at El Paso
12-10-59 UTEP81-77 (OT) Albuquerque
12-10-60 UTEP81-75 at El Paso
12-15-61 UTEP68-66 Albuquerque
12-29-61 UTEP73-55 at El Paso
12-10-62 UTEP67-44 at El Paso
2-8-64 UTEP62-60 Albuquerque
12-30-64 New Mexico55-47 at El Paso

1-21-65 New Mexico69-58 at El Paso
2-12-66 UTEP67-64 (OT) Albuquerque
12-16-66 New Mexico71-62 at El Paso
2-10-68 New Mexico64-58 Albuquerque
12-14-68 New Mexico65-61 Albuquerque
12-23-68 UTEP71-61 at El Paso
2-5-70 UTEP74-59 at El Paso
3-4-70 New Mexico78-70 Albuquerque
1-16-71 New Mexico65-63 Albuquerque
2-20-71 UTEP68-67 at El Paso
1-15-72 New Mexico68-44 Albuquerque
2-19-72 UTEP65-42 at El Paso
2-3-73 New Mexico79-64 Albuquerque
3-3-73 UTEP63-60 at El Paso
1-19-74 UTEP78-71 at El Paso
3-2-74 New Mexico67-55 Albuquerque
2-1-75 UTEP53-52 Albuquerque
3-8-75 UTEP66-59 at El Paso
2-7-76 New Mexico69-58 at El Paso
3-6-76 New Mexico59-58 Albuquerque
1-22-77 New Mexico67-59 Albuquerque
2-19-77 New Mexico59-58 at El Paso
1-21-78 New Mexico84-57 at El Paso
2-18-78 New Mexico59-51 Albuquerque
2-3-79 New Mexico64-59 Albuquerque
3-3-79 New Mexico83-82 at El Paso
1-23-80 UTEP90-70 at El Paso
3-1-80 UTEP68-67 Albuquerque
1-3-81 UTEP70-62 Albuquerque
2-7-81 UTEP86-70 at El Paso
1-23-82 UTEP74-60 at El Paso
2-6-82 New Mexico63-49 Albuquerque
1-22-83 UTEP65-54 at El Paso
2-19-83 New Mexico60-51 Albuquerque
1-28-84 UTEP60-59 Albuquerque
2-25-84 UTEP75-66 at El Paso
3-10-84 UTEP44-38 at El Paso*
1-26-85 UTEP71-69 at El Paso
2-23-85 UTEP79-65 Albuquerque
1-25-86 UTEP71-70 (OT) Albuquerque
2-1-86 UTEP68-54 at El Paso
1-26-87 New Mexico75-69 Albuquerque
1-31-87 UTEP107-90 at El Paso
1-30-88 New Mexico70-69 at El Paso
2-26-88 New Mexico74-63 Albuquerque
3-10-88 UTEP74-61 at Provo*
1-28-89 New Mexico70-67 Albuquerque
2-4-89 UTEP73-60 at El Paso
3-10-89 UTEP89-57 at Salt Lake*
1-30-90 UTEP82-80 (OT) Albuquerque
3-3-90 New Mexico61-56 at El Paso
3-8-90 UTEP78-61 at El Paso*
2-23-91 New Mexico80-73 Albuquerque
3-2-91 New Mexico72-70 (OT) at El Paso
2-13-92 New Mexico68-56 Albuquerque
3-7-92 UTEP72-54 at El Paso
3-13-92 UTEP83-72 at Ft. Collins*
1-30-93 New Mexico65-62 at El Paso
2-6-93 New Mexico60-53 Albuquerque
13-93 New Mexico76-65 at Salt Lake*
1-29-94 New Mexico79-72 at El Paso
2-5-94 New Mexico80-78 (OT) Albuquerque
1-21-95 New Mexico66-63 (OT) Albuquerque
2-11-95 UTEP83-79 at El Paso
1-20-96 New Mexico64-60 at El Paso
2-10-96 New Mexico81-52 Albuquerque
1-25-97 New Mexico61-49 Albuquerque
2-20-97 UTEP71-62 at El Paso
1-24-98 New Mexico76-69 at El Paso
2-19-98 New Mexico95-71 Albuquerque
1-23-99 UTEP67-49 at El Paso
2-20-99 New Mexico81-65 Albuquerque
12-1-99 UTEP84-69 at El Paso
12-18-99 UTEP73-66 Albuquerque
11-26-05 New Mexico76-72 Albuquerque
12-3-06 UTEP87-63 at El Paso
1-2-08 New Mexico86-85 (OT) at El Paso
1-6-09 UTEP73-60 Albuquerque
3-15-11 New Mexico69-57 Albuquerque#
12-7-16 New Mexico78-77 Albuquerque
12-2-17 UTEP76-88 at El Paso

Texas-Pan American
New Mexico leads 4-0
Home 4-0 (Pit 4-0), Road 0-0, Neutral 0-0
1-5-84 New Mexico75-63 Albuquerque
12-18-93 New Mexico90-73 Albuquerque
11-29-95 New Mexico80-56 Albuquerque
12-8-98 New Mexico101-94 Albuquerque

Texas Southern
New Mexico leads 6-1
Home 6-1 (Pit 6-1), Road 0-0, Neutral 0-0
11-26-84 New Mexico64-63 Albuquerque
12-7-87 New Mexico64-61 Albuquerque
2-1-93 New Mexico78-61 Albuquerque
11-28-94 Texas Southern73-67 Albuquerque
11-21-97 New Mexico90-67 Albuquerque
11-19-01 New Mexico97-51 Albuquerque
11-13-15 New Mexico86-57 Albuquerque

Texas State
New Mexico leads 2-0
Home 2-0 (Pit 2-0), Road 0-0, Neutral 0-0
12-28-90 New Mexico99-82 Albuquerque
12-19-95 New Mexico72-62 Albuquerque

Texas Tech
Texas Tech leads 43-42
Home 27-18 (Pit 8-2), Road 23-15, Neutral 0-2

2-24-31	New Mexico	32-29	Albuquerque
2-25-31	Texas Tech	29-24	Albuquerque
2-1-32	Texas Tech	39-32	at Lubbock
2-2-32	New Mexico	38-34	at Lubbock
1-31-33	New Mexico	50-30	at Lubbock
2-1-33	New Mexico	48-30	at Lubbock
2-10-33	Texas Tech	14-13	Albuquerque
2-11-33	Texas Tech	28-25	Albuquerque
2-15-35	New Mexico	37-35	Albuquerque
2-16-35	Texas Tech	31-28	Albuquerque
1-3-36	New Mexico	42-40	at Lubbock
1-4-36	Texas Tech	59-27	at Lubbock
2-3-36	New Mexico	43-25	Albuquerque
2-4-36	New Mexico	35-32	Albuquerque
2-12-37	New Mexico	36-35	Albuquerque
2-13-37	New Mexico	38-31	Albuquerque
1-14-38	New Mexico	50-40	at Lubbock
1-15-38	New Mexico	41-31	at Lubbock
2-9-38	Texas Tech	51-39	Albuquerque
2-10-38	Texas Tech	39-26	Albuquerque
2-3-39	Texas Tech	39-29	Albuquerque
2-4-39	Texas Tech	56-37	at Santa Fe, N.M
1-5-40	Texas Tech	43-28	at Lubbock
1-6-40	Texas Tech	40-31	at Lubbock
2-9-40	New Mexico	39-33	Albuquerque
2-10-40	Texas Tech	35-33	Albuquerque
2-3-41	Texas Tech	34-19	at Lubbock
2-4-41	Texas Tech	57-25	at Lubbock
2-24-41	Texas Tech	55-35	Albuquerque
2-25-41	Texas Tech	40-25	Albuquerque
1-15-42	Texas Tech	34-30	at Lubbock
2-25-42	Texas Tech	53-36	Albuquerque
1-8-43	New Mexico	35-28	Albuquerque
1-9-43	Texas Tech	37-29	Albuquerque
2-3-43	Texas Tech	37-31	at Lubbock
2-4-43	Texas Tech	32-30	at Lubbock
1-22-44	New Mexico	56-44	at Lubbock
2-4-44	New Mexico	61-36	Albuquerque
2-5-44	New Mexico	39-30	Albuquerque
1-22-45	New Mexico	47-39	Albuquerque
1-23-45	New Mexico	57-41	Albuquerque
2-10-45	New Mexico	42-38	at Lubbock
1-5-46	Texas Tech	63-55	at Lubbock
2-8-46	New Mexico	47-45	Albuquerque
2-9-46	Texas Tech	55-48	Albuquerque
3-2-46	New Mexico	49-44	Albuquerque
2-15-47	New Mexico	51-49	Albuquerque
2-28-47	Texas Tech	44-40	at Lubbock
12-17-47	Texas Tech	62-46	at Lubbock
2-18-48	New Mexico	50-43	Albuquerque
1-8-49	Texas Tech	58-50	Albuquerque
2-18-49	Texas Tech	53-51	at Lubbock
1-7-50	Texas Tech	48-44	Albuquerque
1-13-50	Texas Tech	59-55	at Lubbock
1-5-51	Texas Tech	59-50	at Lubbock
2-10-51	Texas Tech	62-53	Albuquerque
12-3-51	Texas Tech	57-52	at Lubbock
2-18-52	New Mexico	67-53	Albuquerque
12-29-52	Texas Tech	75-67	at Canyon, Tex.
12-1-59	Texas Tech	84-62	at Lubbock
12-6-62	New Mexico	90-66	Albuquerque
11-30-63	New Mexico	76-75	at Lubbock
12-5-64	New Mexico	72-57	Albuquerque
12-11-65	Texas Tech	78-68	at Lubbock
12-10-66	New Mexico	80-59	Albuquerque
12-9-67	New Mexico	60-58	at Lubbock
12-13-69	New Mexico	87-65	Albuquerque
12-14-70	New Mexico	73-72 (OT)	at Lubbock
12-11-71	New Mexico	82-63	Albuquerque
12-9-72	New Mexico	72-69 (OT)	at Lubbock
12-21-73	New Mexico	102-65	Albuquerque
12-14-74	Texas Tech	70-50	at Lubbock
12-1-90	New Mexico	66-55	at Lubbock
11-27-91	Texas Tech	58-56	Albuquerque
12-20-92	New Mexico	96-75	Albuquerque
12-8-93	New Mexico	82-76	at Lubbock
12-4-96	Texas Tech	77-68	at Lubbock
12-20-97	New Mexico	81-62	Albuquerque
12-18-02	Texas Tech	98-71	at Lubbock
12-6-03	Texas Tech	67-58	Albuquerque
1-1-07	Texas Tech	70-68	at Lubbock
12-15-07	New Mexico	80-63	Albuquerque
12-20-08	Texas Tech	86-78	at Lubbock
12-29-09	New Mexico	90-75	Albuquerque
12-29-10	New Mexico	61-60	at Lubbock

Towson State
New Mexico leads 1-0
Home 1-0 (Pit 1-0), Road 0-0, Neutral 0-0

12-30-89	New Mexico	96-68	Albuquerque
----------	------------	-------	-------------

Troy
New Mexico leads 1-0
Home 1-0 (Pit 1-0), Road 0-0, Neutral 0-0

12-29-04	New Mexico	88-66	Albuquerque
----------	------------	-------	-------------

Tulane
New Mexico leads 1-0
Home 1-0 (Pit 1-0), Road 0-0, Neutral 0-0

12-28-65	New Mexico	78-56	Albuquerque
----------	------------	-------	-------------

Tulsa
New Mexico leads 2-1
Home 1-0 (Pit 1-0), Road 0-1, Neutral 1-0

1-16-97	Tulsa	80-57	at Tulsa
2-16-97	New Mexico	57-51	Albuquerque
3-5-98	New Mexico	60-59	at Las Vegas*

UAB
New Mexico leads 1-0
Home 0-0 (Pit 0-0), Road 0-0, Neutral 1-0

11-21-13	New Mexico	97-94 (2OT)	at Charleson+
----------	------------	-------------	---------------

UL Monroe
New Mexico leads 1-0
Home 1-0 (Pit 1-0), Road 0-0, Neutral 0-0

12-13-14	New Mexico	54-46	Albuquerque
----------	------------	-------	-------------

UNC Greensboro
New Mexico leads 1-0
Home 1-0 (Pit 1-0), Road 0-0, Neutral 0-0

12-22-01	New Mexico	83-69	Albuquerque
----------	------------	-------	-------------

UC Davis
New Mexico leads 2-0
Home 2-0 (Pit 2-0), Road 0-0, Neutral 0-0

11-29-74	New Mexico	79-68	Albuquerque
12-20-78	New Mexico	86-74	Albuquerque

UC Riverside
New Mexico leads 1-0
Home 1-0 (Pit 1-0), Road 0-0, Neutral 0-0

11-14-09	New Mexico	67-51	Albuquerque
----------	------------	-------	-------------

UC Santa Barbara
Series tied 1-1
Home 1-0 (Pit 0-0), Road 1-0, Neutral 0-0

1-2-48	UCSB	58-39at Santa Barbara	
12-20-58	New Mexico	79-73	Albuquerque

UCLA
Series tied 2-2
Home 1-0 (Pit 1-0), Road 1-1, Neutral 0-1

12-22-54	UCLA	106-41	at Los Angeles
12-10-83	New Mexico	65-60	at Los Angeles
11-23-87	New Mexico	77-66	Albuquerque%
12-6-97	UCLA	69-58	at Anaheim, Calif.^

UNLV
UNLV leads 33-25
Home 14-12 (Pit 14-12), Road 11-19, Neutral 0-2

1-17-76	UNLV	80-73	Albuquerque
1-7-77	UNLV	121-96	at Las Vegas
1-7-78	New Mexico	102-98	at Las Vegas
1-17-78	New Mexico	89-76	Albuquerque
1-27-79	New Mexico	102-99	at Las Vegas
2-23-79	New Mexico	110-100	Albuquerque
1-26-80	UNLV	84-78	at Las Vegas
2-22-80	UNLV	84-68	Albuquerque
12-26-80	UNLV	87-75	at Las Vegas
2-27-81	UNLV	88-81	Albuquerque
1-9-82	New Mexico	72-70	Albuquerque
2-26-82	UNLV	100-68	at Las Vegas
1-15-98	New Mexico	79-61	Albuquerque
2-16-98	New Mexico	75-66	at Las Vegas
3-7-98	UNLV	56-51	at Las Vegas*
1-17-00	UNLV	85-73	Albuquerque
3-4-00	UNLV	80-67	at Las Vegas
1-22-01	UNLV	80-72	at Las Vegas
2-19-01	New Mexico	75-56	Albuquerque
2-5-02	New Mexico	84-81 (OT)	Albuquerque
3-2-02	UNLV	91-82	at Las Vegas
3-7-02	UNLV	120-117 (2OT)	at Las Vegas\$
1-27-03	UNLV	75-66	Albuquerque
2-22-03	UNLV	74-69	at Las Vegas
1-31-04	UNLV	89-80	at Las Vegas
1-3-04	UNLV	78-75	Albuquerque
3-11-04	UNLV	55-53	at Denver, Colo.\$
1-29-05	New Mexico	62-58	Albuquerque
2-28-05	New Mexico	77-66	at Las Vegas
1-28-06	UNLV	67-56	at Las Vegas
3-1-06	New Mexico	47-39	Albuquerque
3-9-06	UNLV	65-64	at Denver, Colo.\$
1-27-07	UNLV	76-72	at Las Vegas
2-28-07	UNLV	85-83	Albuquerque
2-2-08	UNLV	79-60	at Las Vegas
3-4-08	New Mexico	59-45	Albuquerque
1-3-09	UNLV	60-58	at Las Vegas
2-7-09	New Mexico	73-69 (OT)	Albuquerque
1-9-10	UNLV	74-62	Albuquerque
2-10-10	New Mexico	76-66	at Las Vegas
1-22-11	UNLV	63-62	at Las Vegas
2-23-11	UNLV	77-74 (OT)	Albuquerque
1-21-12	UNLV	80-63	at Las Vegas
2-18-12	New Mexico	65-45	Albuquerque
3-9-12	New Mexico	72-67	at Las Vegas\$
1-9-13	New Mexico	65-60	Albuquerque
2-9-13	UNLV	64-55	at Las Vegas
3-16-13	New Mexico	63-56	at Las Vegas@
1-15-14	UNLV	73-76	Albuquerque
2-19-14	New Mexico	68-56	at Las Vegas
1-21-15	New Mexico	71-69	at Las Vegas
2-21-15	UNLV	76-68	Albuquerque
1-12-16	UNLV	74-86	at Las Vegas
2-2-16	New Mexico	87-83	Albuquerque
1-10-17	UNLV	71-66	Albuquerque
2-1-17	New Mexico	80-77	at Las Vegas

1-17-18	New Mexico	85-81	at Las Vegas
2-25-18	New Mexico	91-90	Albuquerque

U.S. International
New Mexico leads 5-0
Home 5-0 (Pit 4-0), Road 0-0, Neutral 0-0

12-23-59	New Mexico	83-47	Albuquerque
12-22-75	New Mexico	85-57	Albuquerque
12-18-76	New Mexico	94-76	Albuquerque
1-3-83	New Mexico	82-74	Albuquerque
12-3-85	New Mexico	132-95	Albuquerque

Utah
Utah leads 80-48
Home 39-24 (Pit 36-13), Road 7-53, Neutral 2-3

1-3-52	Utah	59-47	Albuquerque
2-22-52	Utah	96-74	at Salt Lake
1-8-53	New Mexico	66-59	Albuquerque
3-7-53	Utah	96-73	at Salt Lake
1-8-54	New Mexico	65-60	at Salt Lake
3-6-54	Utah	80-76	Albuquerque
1-8-55	Utah	69-59	Albuquerque
3-4-55	Utah	85-42	at Salt Lake
1-14-56	Utah	87-73	Albuquerque
2-16-56	Utah	101-74	at Salt Lake
1-12-57	Utah	90-63	at Salt Lake
2-14-57	Utah	57-39	Albuquerque
1-16-58	Utah	86-55	Albuquerque
2-22-58	Utah	75-55	at Salt Lake
1-15-59	Utah	76-50	at Salt Lake
2-21-59	Utah	68-65	Albuquerque
1-14-60	Utah	112-81	Albuquerque
2-20-60	Utah	91-83	at Salt Lake
1-12-61	Utah	111-66	at Salt Lake
2-18-61	Utah	77-63	Albuquerque
1-13-62	Utah	72-65	Albuquerque
2-15-62	Utah	90-65	at Salt Lake
2-9-63	Utah	74-57	at Salt Lake
2-28-63	New Mexico	84-71	Albuquerque
1-11-64	Utah	67-65	at Salt Lake
3-7-64	New Mexico	93-65	Albuquerque
2-11-65	New Mexico	65-64	Albuquerque
3-5-65	Utah	78-76	at Salt Lake
1-15-66	Utah	57-55	Albuquerque
2-26-66	Utah	97-85	Albuquerque
1-20-67	Utah	66-64	at Salt Lake
2-25-67	New Mexico	64-56	Albuquerque
1-18-68	New Mexico	72-66	Albuquerque
2-17-68	Utah	71-64	at Salt Lake
1-16-69	Utah	77-76	at Salt Lake
3-1-69	New Mexico	102-80	Albuquerque
1-31-70	Utah	99-73	at Salt Lake
2-26-70	New Mexico	93-74	Albuquerque
1-9-71	New Mexico	78-77	Albuquerque
2-11-71	Utah	69-62	at Salt Lake
2-5-72	New Mexico	80-69	at Salt Lake
3-3-72	New Mexico	77-68	Albuquerque
1-13-73	New Mexico	78-75	Albuquerque
2-15-73	New Mexico	73-70	at Salt Lake
1-4-74	New Mexico	98-91	Albuquerque
2-8-74	Utah	92-76	at Salt Lake
1-24-75	New Mexico	76-66	Albuquerque
3-1-75	Utah	93-76	at Salt Lake
1-31-76	Utah	34-32	at Salt Lake
2-26-76	Utah	73-69	Albuquerque
1-27-77	Utah	94-84	at Salt Lake
2-26-77	New Mexico	81-77	Albuquerque
1-28-78	New Mexico	113-89	Albuquerque
2-23-78	Utah	95-92	at Salt Lake
1-11-79	Utah	101-90	at Salt Lake
2-10-79	New Mexico	84-68	Albuquerque
1-5-80	Utah	73-70	Albuquerque
1-31-80	Utah	77-68	at Salt Lake
1-17-81	Utah	82-76 (OT)	Albuquerque
2-19-81	Utah	90-73	at Salt Lake
1-2-82	Utah	71-65	at Salt Lake
3-4-82	New Mexico	85-71	Albuquerque
1-27-83	Utah	70-67	at Salt Lake
2-26-83	Utah	62-61	Albuquerque
2-4-84	New Mexico	77-69	Albuquerque
3-1-84	New Mexico	45-44 (OT)	at Salt Lake
3-7-84	New Mexico	56-45	Albuquerque*
1-3-85	Utah	68-63	at Salt Lake
2-9-85	Utah	65-58	Albuquerque
1-2-86	New Mexico	71-68	Albuquerque
2-15-86	Utah	60-59	at Salt Lake
1-9-87	Utah	80-72	Albuquerque
2-7-87	Utah	77-65	at Salt Lake
1-21-88	New Mexico	55-50	Albuquerque
3-5-88	Utah	68-67	at Salt Lake
1-7-89	New Mexico	85-66	Albuquerque
2-16-89	New Mexico	79-76	at Salt Lake
1-11-90	Utah	79-60	at Salt Lake
2-17-90	New Mexico	86-66	Albuquerque
1-10-91	Utah	65-53	at Salt Lake
2-2-91	New Mexico	68-62	Albuquerque
1-3-92	New Mexico	60-54	Albuquerque
2-1-92	Utah	61-54	at Salt Lake
1-2-93	Utah	78-45	at Salt Lake
3-4-93	New Mexico	69-59	Albuquerque
1-5-94	New Mexico	64-61	Albuquerque
3-5-94	Utah	79-72	at Salt Lake
1-26-95	Utah	85-80	at Salt Lake
2-2-95	Utah	95-91 (OT)	Albuquerque
3-10-95	Utah	86-50	Albuquerque*
1-27-96	Utah	82-64	Albuquerque

2-3-96	Utah	74-58	at Salt Lake
3-9-96	New Mexico	64-60	Albuquerque*
2-1-97	New Mexico	87-71	Albuquerque
3-1-97	Utah	78-58	at Salt Lake
3-7-97	Utah	72-70	at Las Vegas, Nev.*
2-1-98	New Mexico	77-74	Albuquerque
2-28-98	Utah	65-55	at Salt Lake
2-1-99	Utah	57-39	Albuquerque
2-27-99	Utah	77-47	at Salt Lake
3-6-99	Utah	60-45	at Las Vegas*
1-31-00	Utah	82-70	at Salt Lake
2-19-00	New Mexico	72-65	Albuquerque
2-5-01	Utah	88-69	at Salt Lake
3-3-01	Utah	66-61	Albuquerque
3-9-01	New Mexico	56-53	at Las Vegas\$
1-21-02	Utah	81-51	Albuquerque
2-18-02	Utah	66-65	at Salt Lake
2-3-03	Utah	78-68	at Salt Lake
3-1-03	New Mexico	76-69	Albuquerque
1-24-04	New Mexico	70-54	Albuquerque
2-23-04	Utah	73-43	at Salt Lake
1-22-05	Utah	58-69	at Salt Lake
2-21-05	New Mexico	65-54	Albuquerque
3-12-05	New Mexico	60-56	at Denver\$
1-4-06	Utah	64-49	at Salt Lake
2-4-06	New Mexico	64-53	Albuquerque
1-13-07	New Mexico	86-82 (OT)	Albuquerque
2-24-07	Utah	93-91 (2OT)	at Salt Lake
1-2-08	New Mexico	77-67 (OT)	Albuquerque
2-23-08	New Mexico	72-71	at Salt Lake
3-13-08	Utah	82-80 (OT)	at Las Vegas\$
1-31-09	Utah	69-68	at Salt Lake
3-3-09	New Mexico	77-71	Albuquerque
1-13-10	New Mexico	74-57	Albuquerque
2-13-10	New Mexico	68-65 (OT)	at Salt Lake
1-19-11	Utah	82-72	at Salt Lake
2-19-11	Utah	62-60	Albuquerque

Utah State

Utah State leads 24-10			
Home 8-10 (Pit 3-2), Road 2-13, Neutral 1-0			
2-2-52	Utah State	68-52	at Logan
2-7-52	Utah State	62-58	Albuquerque
2-7-53	Utah State	76-70	at Logan
2-21-53	New Mexico	99-91	Albuquerque
2-6-54	New Mexico	97-74	Albuquerque
2-20-54	Utah State	65-55	at Logan
2-3-55	Utah State	89-63	at Logan
2-26-55	Utah State	79-68	Albuquerque
2-4-56	Utah State	75-62	at Logan
3-3-56	New Mexico	74-63	Albuquerque
2-2-57	Utah State	84-73	Albuquerque
3-2-57	Utah State	69-61	at Logan
2-8-58	Utah State	60-46	at Logan
3-6-58	Utah State	78-68	Albuquerque
2-7-59	Utah State	87-72	Albuquerque
3-6-59	Utah State	93-72	Albuquerque
2-6-60	Utah State	86-59	at Logan
3-3-60	Utah State	103-72	Albuquerque
2-4-61	New Mexico	75-68	Albuquerque
3-3-61	Utah State	108-78	at Logan
2-2-62	Utah State	76-64	at Logan
3-3-62	Utah State	88-77	Albuquerque
12-29-79	Utah State	117-83	Albuquerque
1-28-14	New Mexico	78-65	at Logan
2-25-14	New Mexico	67-58	Albuquerque
1-10-15	New Mexico	66-60	at Logan
2-7-15	Utah State	63-60	Albuquerque
1-9-16	New Mexico	77-59	Albuquerque
2-9-16	Utah State	80-72	at Logan
1-4-17	Utah State	79-76	at Logan
1-24-17	New Mexico	74-61	Albuquerque
1-31-18	Utah State	80-89	at Logan
2-14-18	New Mexico	78-63	Albuquerque
3-9-18	New Mexico	83-68	at Las Vegas\$

Valparaiso

New Mexico leads 3-0			
Home 1-0 (Pit 1-0), Road 1-0, Neutral 1-0			
12-29-59	New Mexico	80-76	at Detroit
12-8-12	New Mexico	65-52	Albuquerque
12-6-14	New Mexico	63-46	at Valparaiso

Vanderbilt

Vanderbilt leads 3-0			
Home 0-1 (Pit 0-0), Road 0-1, Neutral 0-1			
12-19-56	Vanderbilt	81-59	at Nashville
12-21-60	Vanderbilt	66-59	Albuquerque
11-30-86	Vanderbilt	87-71	at Kahului, Maui

Vermont

New Mexico leads 1-0			
Home 1-0 (Pit 1-0), Road 0-0, Neutral 0-0			
12-29-77	New Mexico	104-81	Albuquerque

Villanova

Villanova leads 1-0			
Home 0-0 (Pit 0-0), Road 0-1, Neutral 0-0			
3-18-05	Villanova	55-47	at Nashville@

Virginia

Virginia leads 2-0			
Home 0-0 (Pit 0-0), Road 0-1, Neutral 0-1			
3-27-92	Virginia	76-71	at Richmond#
3-18-94	Virginia	57-54	at Sacramento, Calif.@

Virginia Commonwealth (VCU)

VCU leads 1-0			
Home 0-0 (Pit 0-0), Road 0-0, Neutral 0-1			
11-29-08	Virginia Commonwealth	67-55	Cancun, Mexico

Virginia Tech

Virginia Tech leads 2-0			
Home 0-0 (Pit 0-0), Road 0-0, Neutral 0-2			
3-18-73	Virginia Tech	65-63	at New York City#
11-24-16	Virginia Tech	92-72	Fullerton, Calif.

Wake Forest

Wake Forest leads 3-1			
Home 1-1 (Pit 1-1), Road 0-2, Neutral 0-0			
12-28-88	New Mexico	76-71	Albuquerque
3-21-00	Wake Forest	72-65	at Winston-Salem, N.C.#
1-3-04	Wake Forest	70-61	at Winston-Salem, N.C.
12-22-04	Wake Forest	81-64	Albuquerque

Washington

Washington leads 4-2			
Home 2-0 (Pit 2-0), Road 0-2, Neutral 0-2			
12-3-83	New Mexico	54-53	Albuquerque
12-5-87	Washington	77-64	at Seattle
12-24-98	Washington	70-61	at Seattle
1-2-00	New Mexico	78-52	Albuquerque
12-10-05	Washington	81-71	at Anaheim, Calif.^
3-20-10	Washington	82-64	at San Jose@

Washington (Mo.)

Washington-Missouri leads 2-0			
Home 0-0 (Pit 0-0), Road 0-2, Neutral 0-0			
12-4-61	Washington	73-72	at St. Louis
12-21-63	Washington	56-55	at St. Louis

Washington State

New Mexico leads 3-2			
Home 2-0 (Pit 2-0), Road 0-0, Neutral 1-2			
12-20-69	New Mexico	85-76	Albuquerque
12-29-71	Washington State	60-51	at Portland
3-23-92	New Mexico	79-71	Albuquerque#
11-25-11	New Mexico	72-62	Anaheim, Calif. &
12-25-15	Washington State	82-59	Honolulu

Wayland Baptist

New Mexico leads 2-0			
Home 2-0 (Pit 1-0), Road 0-0, Neutral 0-0			
2-5-30	New Mexico	36-28	Albuquerque
12-10-70	New Mexico	95-71	Albuquerque

Weber State

Series tied 2-2			
Home 2-1 (Pit 2-1), Road 0-1, Neutral 0-0			
12-13-79	Weber State	80-70	Albuquerque
12-18-82	Weber State	52-48	at Ogden
11-20-87	New Mexico	88-72	Albuquerque%
12-23-07	New Mexico	62-32	Albuquerque

West Texas State

West Texas State leads 22-13			
Home 12-7 (Pit 2-0), Road 1-13, Neutral 0-2			
1-14-42	West Texas State	67-44	at Canyon
2-23-42	West Texas State	75-45	Albuquerque
1-11-43	West Texas State	60-45	Albuquerque
1-12-43	West Texas State	54-46	Albuquerque
2-5-43	West Texas State	48-37	at Canyon
2-6-43	West Texas State	45-38	at Canyon
1-5-45	New Mexico	54-53	Albuquerque
1-6-45	New Mexico	39-34	Albuquerque
1-4-46	West Texas State	59-42	at Canyon
1-18-46	New Mexico	40-36	Albuquerque
1-19-46	West Texas State	47-34	Albuquerque
3-1-46	West Texas State	46-38	Albuquerque
2-14-47	New Mexico	51-47	Albuquerque
3-1-47	West Texas State	62-54	at Canyon
12-16-47	West Texas State	69-54	at Canyon
2-19-48	New Mexico	48-47	Albuquerque
12-10-48	West Texas State	54-41	at Tucumcari, N.M.
1-7-49	New Mexico	52-50	Albuquerque
2-19-49	West Texas State	60-48	at Canyon
12-31-49	West Texas State	63-46	at El Paso
1-12-50	West Texas State	37-33	at Canyon
2-16-50	West Texas State	70-61	Albuquerque
1-6-50	West Texas State	69-47	at Canyon
2-27-51	New Mexico	65-54	Albuquerque
12-5-51	West Texas State	69-49	at Canyon
12-10-51	West Texas State	63-43	Albuquerque
12-1-52	New Mexico	62-46	Albuquerque
12-2-52	New Mexico	64-53	Albuquerque
12-30-52	West Texas State	77-75	at Canyon
12-19-55	West Texas State	88-80	at Canyon
12-29-56	New Mexico	88-78 (OT)	at Canyon
1-5-62	West Texas State	63-58	at Canyon
1-4-63	New Mexico	85-63	Albuquerque
12-13-67	New Mexico	94-78	Albuquerque
12-4-79	New Mexico	112-110	Albuquerque

West Virginia

West Virginia leads 4-0			
Home 0-2 (Pit 0-2), Road 0-1, Neutral 0-1			
12-14-49	West Virginia	53-47	at Morgantown
12-30-69	West Virginia	95-91	at New Orleans
12-29-75	West Virginia	89-76	Albuquerque
11-24-01	West Virginia	88-85	Albuquerque

Western Kentucky

New Mexico leads 1-0			
Home 1-0 (Pit 1-0), Road 0-0, Neutral 0-0			
12-2-00	New Mexico	75-57	Albuquerque

Western New Mexico

New Mexico leads 19-2			
Home 18-1 (Pit 7-0), Road 1-1, Neutral 0-0			
2-13-15	Western New Mexico	39-13	at Silver City
2-4-16	New Mexico	32-29	Albuquerque
2-5-16	New Mexico	28-20	Albuquerque
2-19-25	New Mexico	50-19	Albuquerque
1-13-26	New Mexico	50-19	Albuquerque
1-30-28	New Mexico	56-35	Albuquerque
1-24-29	New Mexico	29-27	Albuquerque
2-11-31	Western New Mexico	29-27	Albuquerque
1-9-32	New Mexico	45-34	at Silver City
1-6-33	New Mexico	58-15	Albuquerque
12-12-47	New Mexico	57-32	Albuquerque
12-13-47	New Mexico	64-30	Albuquerque
12-6-57	New Mexico	68-52	Albuquerque
12-6-58	New Mexico	85-75	Albuquerque
1-3-77	New Mexico	79-66	Albuquerque
1-9-84	New Mexico	77-58	Albuquerque
11-30-87	New Mexico	93-70	Albuquerque
11-28-90	New Mexico	78-51	Albuquerque
12-1-93	New Mexico	83-59	Albuquerque
1-22-03	New Mexico	107-49	Albuquerque
11-19-04	New Mexico	93-53	Albuquerque

Western State

New Mexico leads 2-1			
Home 2-1 (Pit 0-0), Road 0-0, Neutral 0-0			
12-29-27	New Mexico	35-29	Albuquerque
12-30-27	Western State	29-23	Albuquerque
12-6-50	New Mexico	92-49	Albuquerque

Whittier

New Mexico leads 1-0			
Home 1-0 (Pit 1-0), Road 0-0, Neutral 0-0			
12-1-71	New Mexico	93-76	Albuquerque

Wichita State

New Mexico leads 3-2			
Home 1-1 (Pit 1-0), Road 0-1, Neutral 2-0			
12-17-51	Wichita State	84-58	Albuquerque
1-4-58	Wichita State	81-63	at Wichita
12-30-75	New Mexico	86-80	Albuquerque
12-1-78	New Mexico	95-81	at Tempe, Ariz.
12-22-07	New Mexico	71-68	at Las Vegas>

William & Mary

New Mexico leads 2-0			
Home 2-0 (Pit 2-0), Road 0-0, Neutral 0-0			
12-28-92	New Mexico	64-59	Albuquerque
12-29-00	New Mexico	68-60	Albuquerque

Winthrop

New Mexico leads 1-0			
Home 1-0 (Pit 1-0), Road 0-0, Neutral 0-0			
12-30-86	New Mexico	91-66	Albuquerque

Wisconsin

Wisconsin leads 2-0			
Home 2-0 (Pit 1-0), Road 0-0, Neutral 0-0			
12-27-57	Wisconsin	61-59	Albuquerque
12-30-84	Wisconsin	83-74	Albuquerque

Wisconsin-Parkside

New Mexico leads 1-0			
Home 1-0 (Pit 1-0), Road 0-0, Neutral 0-0			
12-4-76	New Mexico	82-68	Albuquerque

Wyoming

New Mexico leads 71-67			
Home 43-24 (Pit 37-15), Road 24-41, Neutral 3-3			
12-18-50	Wyoming	74-56	at Casper, Wyo.
12-19-50	Wyoming	58-37	at Green River, Wyo.
1-11-52	Wyoming	85-62	at Laramie
2-9-52	Wyoming	84-48	Albuquerque
1-2-53	Wyoming	77-72	at Laramie
1-17-53	Wyoming	63-59	Albuquerque
1-4-54	Wyoming	81-61	at Laramie
1-18-54	Wyoming	56-53	Albuquerque
1-15-55	Wyoming	72-56	at Laramie
2-17-55	Wyoming	59-52	Albuquerque
1-7-56	New Mexico	80-71	at Laramie
2-25-56	Wyoming	60-36	Albuquerque
1-4-57	Wyoming	67-65	Albuquerque
2-22-57	Wyoming	56-42	at Laramie
1-10-58	Wyoming	101-61	at Laramie
2-15-58	Wyoming	61-52	Albuquerque
1-10-59	New Mexico	59-56	Albuquerque
2-14-59	Wyoming	91-64	at Laramie
1-8-60	Wyoming	73-67	at Laramie
2-13-60	New Mexico	64-51	Albuquerque
1-7-61	New Mexico	71-54	Albuquerque
2-11-61	Wyoming	72-62	at Laramie
1-6-62	New Mexico	84-73	at Laramie

2-26-65	Wyoming.....	83-65	at Laramie
1-8-66	New Mexico.....	69-57	Albuquerque
2-18-66	Wyoming.....	104-85	at Laramie
1-13-67	Wyoming.....	86-76	at Laramie
3-4-67	Wyoming.....	65-64	Albuquerque
1-13-68	New Mexico.....	81-65	Albuquerque
3-1-68	New Mexico.....	75-62	at Laramie
1-16-69	Wyoming.....	70-68	at Laramie
2-15-69	New Mexico.....	65-63	Albuquerque
1-8-70	Wyoming.....	92-74	at Laramie
2-14-70	New Mexico.....	90-85	Albuquerque
1-21-71	Wyoming.....	74-59	at Laramie
2-27-71	Wyoming.....	91-80	Albuquerque
1-8-72	Wyoming.....	69-62	at Laramie
2-10-72	New Mexico.....	76-64	Albuquerque
1-26-73	New Mexico.....	70-56	at Laramie
2-23-73	Wyoming.....	61-60	Albuquerque
1-25-74	New Mexico.....	91-68	Albuquerque
2-23-74	New Mexico.....	78-67	at Laramie
1-10-75	New Mexico.....	79-62	Albuquerque
2-15-75	Wyoming.....	63-59	at Laramie
1-10-76	New Mexico.....	54-53 (OT)	at Laramie
2-13-76	New Mexico.....	57-51	Albuquerque
2-5-77	New Mexico.....	93-78	Albuquerque
3-3-77	Wyoming.....	82-64	at Laramie
2-2-78	New Mexico.....	94-91	at Laramie
3-4-78	New Mexico.....	93-74	Albuquerque
1-20-79	New Mexico.....	72-64	Albuquerque
2-15-79	Wyoming.....	73-66	at Laramie
1-10-80	Wyoming.....	78-58	at Laramie
2-9-80	Wyoming.....	68-54	Albuquerque
1-10-81	Wyoming.....	91-54	at Laramie
2-12-81	New Mexico.....	57-56	Albuquerque
1-30-82	Wyoming.....	75-65	Albuquerque
2-11-82	Wyoming.....	56-45	at Laramie
1-15-83	New Mexico.....	76-71	Albuquerque
2-14-83	Wyoming.....	64-58	at Laramie
1-23-84	New Mexico.....	40-38	at Laramie
2-16-84	New Mexico.....	62-54	Albuquerque
1-10-85	New Mexico.....	50-37	Albuquerque
3-2-85	New Mexico.....	83-78	at Laramie
1-9-86	New Mexico.....	47-45	at Laramie
2-8-86	Wyoming.....	67-65	Albuquerque
3-7-86	Wyoming.....	56-54	at Laramie*
1-15-87	Wyoming.....	78-66	at Laramie
2-26-87	New Mexico.....	92-89	Albuquerque
3-7-87	Wyoming.....	64-62	Albuquerque*
1-9-88	New Mexico.....	85-72	Albuquerque
2-6-88	Wyoming.....	90-72	at Laramie
1-14-89	New Mexico.....	106-89	at Laramie
2-9-89	Wyoming.....	68-66	Albuquerque
1-4-90	Wyoming.....	89-87 (OT)	Albuquerque
2-10-90	New Mexico.....	82-79	at Laramie
1-5-91	Wyoming.....	92-79	Albuquerque
2-9-91	New Mexico.....	85-82 (OT)	at Laramie
2-6-92	New Mexico.....	79-65	Albuquerque
2-15-92	Wyoming.....	68-61	at Laramie
3-12-92	New Mexico.....	89-83	at Ft. Collins*
1-23-93	New Mexico.....	77-67	Albuquerque
2-13-93	New Mexico.....	76-60	at Laramie
1-22-94	New Mexico.....	77-71	at Laramie
2-10-94	New Mexico.....	73-64	Albuquerque
1-14-95	Wyoming.....	75-61	Albuquerque
2-18-95	New Mexico.....	62-61	at Laramie
3-9-95	New Mexico.....	63-56	Albuquerque*
1-13-96	Wyoming.....	61-58	at Laramie
2-17-96	New Mexico.....	70-69	Albuquerque
1-10-98	Wyoming.....	58-55	at Laramie
2-5-98	New Mexico.....	89-59	Albuquerque
1-13-00	Wyoming.....	88-83	at Laramie
2-14-00	Wyoming.....	99-93	Albuquerque
1-29-01	Wyoming.....	82-78	Albuquerque
2-26-01	Wyoming.....	81-61	at Laramie
1-26-02	Wyoming.....	79-67	at Laramie
2-25-02	New Mexico.....	74-65	Albuquerque
1-18-03	Wyoming.....	85-81 (OT)	at Laramie
2-15-03	Wyoming.....	103-91	Albuquerque
1-12-04	Wyoming.....	82-77	at Laramie
2-9-04	New Mexico.....	87-75	Albuquerque
1-8-05	New Mexico.....	89-75	Albuquerque
2-7-05	Wyoming.....	81-71	at Laramie
1-14-06	Wyoming.....	77-70	at Laramie
2-15-06	New Mexico.....	47-45	Albuquerque
1-30-07	New Mexico.....	91-83	Albuquerque
3-3-07	Wyoming.....	76-67	at Laramie
1-5-08	New Mexico.....	99-92 (OT)	at Laramie
2-9-08	New Mexico.....	100-55	Albuquerque
2-3-09	New Mexico.....	86-57	Albuquerque
3-7-09	New Mexico.....	74-73	at Laramie
3-12-09	Wyoming.....	75-67	at Las Vegas\$
1-16-10	New Mexico.....	70-68	at Laramie
2-17-10	New Mexico.....	83-61	Albuquerque
1-8-11	Wyoming.....	67-66	at Laramie
2-9-11	New Mexico.....	68-57	Albuquerque
1-14-12	New Mexico.....	72-62	at Laramie
2-11-12	New Mexico.....	48-38	Albuquerque
1-30-13	New Mexico.....	63-59	at Laramie
3-2-13	New Mexico.....	53-42	Albuquerque
3-13-13	New Mexico.....	59-46	at Las Vegas@
1-8-14	New Mexico.....	72-69 (OT)	at Laramie
2-5-14	New Mexico.....	66-61 (OT)	Albuquerque
1-24-15	Wyoming.....	63-62 (OT)	at Laramie
3-7-15	New Mexico.....	52-49 (OT)	Albuquerque
1-21-17	New Mexico.....	78-71	Albuquerque
2-25-17	Wyoming.....	82-71	at Laramie

1-10-18	New Mexico.....	75-66	Albuquerque
2-20-18	New Mexico.....	119-114	at Laramie
3-8-18	New Mexico.....	85-75	at Las Vegas\$

Xavier

Xavier leads 1-0			
Home 0-0 (Pit 0-0), Road 0-1, Neutral 0-0			
12-26-59	Xavier.....	84-76	at Cincinnati

Yale

New Mexico leads 1-0			
Home 1-0 (Pit 1-0), Road 0-0, Neutral 0-0			
12-30-97	New Mexico.....	69-44	Albuquerque

Legend: \$MWC Tournament; *WAC Tournament;
 ~CoSIDA Classic; !Black Coaches Association Classic;
 #NIT; @NCAA Tournament; &76 Classic
 %Preseason NIT; ^John Wooden Classic;
 >Las Vegas Holiday Classic; ?World Vision Classic
 ~Paradise Jam; +Charleston Classic; =MGM Showcase
 /Puerto Rico Tip-Off



Conference	W	L	Conference	W	L	Conference	W	L
America East (3-0)	0	0	Big Sky (79-61)	5	0	Mid-Eastern (6-0)	0	0
Albany	0	0	Eastern Washington	7	1	Bethune-Cookman	2	0
Binghamton	0	0	Idaho State	8	16	Coppin State	0	0
Hartford	1	0	Montana	1	0	Delaware State	0	0
Maine	0	0	Montana State	1	0	Florida A&M	0	0
Massachusetts-Lowell	1	0	North Dakota	42	41	Hampton	0	0
New Hampshire	0	0	Northern Arizona	4	0	Howard	1	0
Stony Brook	0	0	Northern Colorado	3	0	Maryland-Eastern Shore	0	0
UMBC	1	0	Portland State	3	0	Morgan State	0	0
Vermont	0	0	Sacramento State	3	1	Norfolk State	2	0
American Athletic (13-7)	2	0	Southern Utah	2	2	North Carolina A&T	0	0
Cincinnati	1	1	Weber State	0	0	N.C. Central	0	0
Connecticut	1	0	Big South (6-0)	0	0	Savannah State	1	0
East Carolina	0	2	Campbell	0	0	South Carolina State	0	2
Houston	1	1	High Point	0	0	Missouri Valley (11-9)	0	2
Memphis	1	0	Liberty	2	0	Bradley	1	3
South Florida	3	0	Longwood	0	0	Drake	1	0
SMU	2	0	Radford	2	0	Evansville	0	1
Temple	0	0	Charleston Southern	0	0	Illinois State	1	0
Tulane	2	1	Coastal Carolina	0	0	Indiana State	1	0
Tulsa	1	1	Gardner-Webb	0	0	Loyola-Chicago	2	0
UCF	1	1	UNC-Asheville	1	0	Missouri State	1	1
Atlantic Coast (6-17)	0	0	Presbyterian	1	0	Northern Iowa	1	0
Boston College	0	0	Winthrop	0	0	Southern Illinois	3	2
Clemson	0	0	Big West (54-22)	0	0	Wichita State	59	23
Duke	1	3	UC Davis	10	5	Mountain West (335-253)	77	46
Florida State	2	0	UC Irvine	16	12	Air Force	6	5
Georgia Tech	0	3	UC Riverside	25	33	Boise State	47	39
Louisville	0	0	UC Santa Barbara	13	0	Colorado State	11	23
Miami (FL)	0	1	Cal Poly	71	67	Fresno State	0	0
North Carolina	0	0	Cal State Fullerton	0	0	Nevada	0	0
North Carolina State	41	17	Cal State Northridge	0	0	UNLV	0	0
Notre Dame	4	2	Hawai'i	0	0	San Diego State	0	0
Pittsburgh	1	2	Long Beach State	0	0	San José State	0	0
Syracuse	0	2	Colonial (7-0)	1	0	Utah State	0	0
Virginia	0	2	College of Charleston	0	0	Wyoming	0	0
Virginia Tech	0	2	Delaware	0	0	Northeast (0-0)	0	0
Wake Forest	1	3	Drexel	0	0	Bryant	0	0
Atlantic Sun (2-1)	0	0	Elon	0	0	Central Connecticut State	0	0
Florida Gulf Coast	0	0	Hofstra	0	0	Fairleigh Dickinson	0	0
Jacksonville	0	0	James Madison	0	0	LIU-Brooklyn	0	0
Kennesaw State	0	0	UNC-Wilmington	0	0	Mount St. Mary's (Md.)	0	0
Lipscomb	0	0	Northeastern	0	0	Robert Morris	0	0
North Florida	0	0	Towson	0	0	Sacred Heart	0	0
Northern Kentucky	0	0	William & Mary	0	0	St. Francis (N.Y.)	0	0
USC-Upstate	1	1	Conference USA (94-69)	1	1	St. Francis (Pa.)	0	0
Stetson	0	0	Charlotte	0	0	Wagner	0	0
Atlantic 10 (18-11)	3	0	Florida Atlantic	0	0	Ohio Valley (4-1)	0	0
Davidson	2	3	FIU	0	0	Austin Peay	0	0
Dayton	2	1	Louisiana Tech	2	0	Belmont	0	0
Duquesne	1	0	Marshall	1	0	Eastern Illinois	0	0
Fordham	3	0	Middle Tennessee State	1	0	Eastern Kentucky	0	0
George Mason	1	1	North Texas	2	0	Jacksonville State	0	0
George Washington	0	0	Old Dominion	5	2	Morehead State	0	0
La Salle	0	1	Rice	2	0	Murray State	1	0
Massachusetts	1	0	Southern Mississippi	1	0	Southeast Missouri State	0	0
Rhode Island	0	0	UAB	77	66	SIU-Edwardsville	0	0
Richmond	1	0	UTEP	0	0	Tennessee-Martin	1	1
St. Bonaventure	1	1	UTSA	1	0	Tennessee State	0	0
St. Joseph's	3	3	Western Kentucky	0	0	Tennessee Tech	42	85
St. Louis	0	1	Horizon (6-1)	0	0	Pac-12 (171-236)	48	37
VCU	2	1	Cleveland State	2	1	Arizona	2	5
Big 10 (6-11)	0	0	Detroit	0	0	Arizona State	7	7
Illinois	1	0	Green Bay	1	0	California	6	2
Indiana	0	1	Illinois-Chicago	0	0	Colorado	4	2
Iowa	0	1	Milwaukee	0	0	Oregon	6	7
Maryland	0	1	Oakland	3	0	Oregon State	1	3
Michigan	0	2	Valparaiso	0	0	Southern Cal	2	2
Michigan State	1	0	Wright State	0	0	Stanford	48	80
Minnesota	1	0	Youngstown State	2	4	UCLA	3	2
Nebraska	0	0	Ivy League (14-1)	2	0	Utah	2	4
Northwestern	3	0	Brown	3	0	Washington	3	2
Ohio State	1	1	Columbia	2	0	Washington State	0	0
Penn State	1	1	Cornell	4	0	Patriot (8-0)	0	0
Purdue	0	1	Dartmouth	0	1	American	1	0
Rutgers	0	2	Harvard	1	0	Army	2	0
Wisconsin	2	0	Penn	1	0	Boston U.	3	0
Big 12 (70-65)	0	0	Princeton	0	0	Bucknell	0	0
Baylor	2	1	Yale	0	0	Colgate	1	0
Iowa State	2	4	Metro Atlantic (2-1)	0	0	Holy Cross	0	0
Kansas	0	2	Canisius	0	0	Lafayette	0	0
Kansas State	0	2	Fairfield	0	0	Lehigh	1	0
Oklahoma	3	1	Iona	0	1	Loyola (Md.)	0	0
Oklahoma State	16	7	Manhattan	0	0	Navy	0	0
TCU	2	1	Marist	0	0	Southeastern (13-11)	0	1
Texas	42	43	Monmouth	0	0	Alabama	0	0
Texas Tech	0	4	Niagara	0	0	Arkansas	0	1
West Virginia	0	4	Quinnipiac	1	0	Auburn	0	0
Big East (9-12)	3	1	Rider	0	0	Florida	1	0
Butler	3	1	St. Peter's	0	0	Georgia	0	0
Creighton	2	0	Siena	0	0	Kentucky	0	0
DePaul	0	3	Mid-American (4-1)	0	0	Louisiana State	3	1
Georgetown	1	0	Akron	1	0	Mississippi	0	0
Marquette	0	0	Bowling Green	0	0	Mississippi State	1	0
Providence	0	3	Buffalo	1	1	Missouri	0	1
St. John's	0	2	Kent State	2	0	South Carolina	2	2
Seton Hall	0	1	Miami (Ohio)	0	0	Tennessee	6	2
Villanova	0	1	Ohio	0	0	Texas A&M	0	3
Xavier	0	1	Ball State	0	0	Vanderbilt		
			Central Michigan	0	0			
			Eastern Michigan	0	0			
			Northern Illinois	0	0			
			Toledo	0	0			
			Western Michigan	0	0			



GARNETT S. STOKES / PRESIDENT

Garnett S. Stokes was selected as the 23rd president of The University of New Mexico on Nov. 2, 2017, and took office on March 1, 2018.

Stokes has a long history of leadership in public higher education. She has served as interim chancellor, provost and executive vice chancellor for academic affairs at the University of Missouri (MU), as provost and executive vice president for academic affairs and interim president at Florida State University (FSU), and as a faculty member, chair of the department of psychology, and dean of the Franklin College of Arts and Sciences at the University of Georgia (UGA).

Throughout her distinguished career, Stokes has advocated for an aggressive agenda for transforming the student experience and strengthening the ranks of the faculty and the environment that supports them. During her tenure at the University of Missouri, she was praised for building an outstanding and diverse leadership team dedicated to student success. Under her direction, the university established the Office of Civil Rights and Title IX. As interim president at Florida State, Stokes created a task force to address sexual and domestic violence and spearheaded the university's "kNOw MORE" campaign. She also led FSU's Diversity and Inclusion Council committee

on Recruitment and Retention while she was Provost.

A first-generation college graduate, Stokes earned a B.A. in psychology from Carson-Newman College in Jefferson City, Tenn., and M.S. and Ph.D. degrees from the University of Georgia in industrial/organizational psychology. Her research has focused on personnel selection and promotion, specifically the use of biographical information in job selection and promotion decisions. As a consultant, Stokes has assisted businesses, government agencies and Fortune 500 companies in the development of their hiring procedures.

Stokes is a fellow of the Association for Psychological Science, the American Psychological Association and the Society for Industrial and Organizational Psychology.

Stokes is the first female president in UNM's 129-year history. Her husband, Dr. Jeff Younggren, is a forensic psychologist and a retired Colonel in the U.S. Army. They have four grandchildren, two boys living in Redondo Beach, Calif. and two girls living in Seattle, Wash. They reside on campus at University House.



EDDIE NUÑEZ / ATHLETIC DIRECTOR

Eddie Nuñez enters his second year as UNM's Athletic Director, being named to the top post in athletics on August 31, 2017. Nuñez, 42, is UNM's 13th Athletic Director, dating back to 1911 when Ralph L. Hutchinson was named the school's first AD. He is just the third AD in the last 26 years, following Rudy Davalos who served from 1992-2006, and Paul Krebs, who served from 2006 through 2017.

"My number one priority at UNM is always going to be the student-athlete and making sure their experience offers the support and resources they need to achieve great things on and off the field of play. We are going to bring passion, transparency and energy to everything we do here."

UNM has already achieved great successes in his short tenure. The Lobo women's cross country team won just the third national title in university history within his first two months in the Duke City. Additionally, women's soccer and men's basketball made it to the Mountain West title games in his first year.

A fierce proponent of the total student-athlete, Nuñez oversaw a department that had six Google Drive Academic All-America selections, including the Academic All-America of the Year in women's basketball. The Lobos led the Mountain West in both Scholar-Athletes (for a seventh straight year) and Academic All-Conference selections (for a sixth straight year). Two programs, women's cross country and men's golf, earned academic national champion honors from its respective coaching organizations.

Nuñez came to Albuquerque after a highly-successful 14 years in Baton Rouge, holding a variety of high-level athletic administrative positions with LSU, one of the nation's top athletic departments. Among his most recent specific duties, Nuñez has had sport oversight of LSU men's basketball and men's and women's tennis. He also has served as the department's liaison with LSU Sports Properties, the Tiger Athletic Foundation and University Licensing and Brand Management.

While he held seven positions and titles at LSU, the department has continually flourished. Under his guidance, LSU experienced \$400 million in facility renovations and construction, and Nuñez led the renegotiations of a 10-year multi-media rights agreement with Outfront Media Sports.

Additionally, he oversaw the planning and management of the LSU Athletics Strategic Plan, Marketing and Promotions, Athletic Communications, Social and Digital Media, Creative Services, Video/Network Broadcast Services and all capital projects.

While he has made his mark collegiately at LSU, Nuñez began his career as a collegiate administrator at Vanderbilt University, where he was the Director of Game and Event Management. Additionally, he assisted in construction and planning of numerous facility upgrades.

A former collegiate athlete, Nuñez played four years of basketball, starting at Miami-Dade Community College before transferring to the University of Florida, playing for Billy Donovan. He then spent two seasons as a graduate assistant under Donovan at Florida before being named an administrative assistant at Marquette in the men's basketball program.

A native of Miami, Florida, Nuñez received his Associate Degree in arts and architecture from Miami-Dade Community College, his Bachelor's Degree in Sports Management and Master's Degree in Sports Administration from the University of Florida. He is married to the former Jane Hess and the couple are proud parents of two daughters, Elizabeth Kendall Nuñez and Anna Caldwell Nuñez.

BOARD OF REGENTS



Robert Doughty
President



Marron Lee
Vice President



Thomas Clifford
Secretary Treasurer



Michael Brasher



Bradley Hosmer



Suzanna Quillen



Garrett Adcock
Student Regent

WWW.GOLOBOS.COM

THE OFFICIAL SITE OF NEW MEXICO ATHLETICS

GoLobos.com is the official web site for New Mexico Athletics and your leading resource for information on Lobo Basketball. Fans can find everything they need on GoLobos.com, including tickets, schedules and updates on any and everything involving Lobo Basketball. The 2018-19 season continues the Lobo partnership with SIDEARM Sports, UNM's web hosting company, which will allow for Apple product integration and mobile access. Other exciting features on the site include:

- Video Clips on LOBO TV
- Free Live Audio Streaming
- Free Live Video Streaming of Selected Games
- Printable and Downloadable Schedules
- Live and Archived Press Conference Footage
- Archives of the Lobo Coaches TV and Radio Shows
- Purchase and Print Tickets Online
- Lobos Photo Store
- Live Stats
- Media Guide and Game Notes



FACEBOOK.COM/NEWMEXICOLOBOS



TWITTER.COM/UNMLOBOMB
TWITTER.COM/UNMLOBOS



INSTAGRAM.COM/UNMLOBOMB
INSTAGRAM.COM/UNMLOBOATHLETICS

MEDIA

The University of New Mexico men's basketball team gets extensive media coverage on a daily basis from the Albuquerque Journal, Daily Lobo, numerous radio outlets, including flagship station 770 KKOB-AM, and three network television stations covering the beat.

LOBOS ON THE RADIO

Every New Mexico game is broadcast over the 18-station Lobo Radio Network, spearheaded by flagship 770 KKOB-AM, at 50,000 watts one of the largest stations in America in terms of geographical penetration. Fans outside of KKOB's listening audience can also receive the games over the Internet at www.GoLobos.com with UNM's free audio stream.

In addition to 770 KKOB, the Lobos can also be heard state-wide on the Lobo Radio Network. The Lobo Radio Network

currently consists of 18 stations in New Mexico, including:

City	Call Letters	Freq
Albuquerque	KKOB-AM	770
Aztec	KLJH-FM	96.1
Bloomfield	KLJH-2	107.1
Farmington	KLJH-FM	107.1
Farmington	KLJH-FM	96.1
Farmington	KLJH-1	107.1
Gallup	KYVA-AM	1230
Gallup	KYVA-AM	94.9
Grants	KMIN-AM	980
Hobbs	KWMW-FM	105.1
Las Vegas	KBQL-FM	92.7
Mancos, CO	KLJH-FM	107.9
Pagosa Springs, CO	KLJH-FM	98.3
Santa Fe	KVSF-AM	1400
Ruidoso	KWMW-FM	99.1
Ruidoso	KRUI-AM	1490
Socorro	KYRN-FM	102.1
Window Rock, AZ	KLJH-FM	92.3

LOBOS ON TELEVISION

The Lobos, as of press time, have at least 22 games televised between the ESPN family of networks, CBS Sports and AT&T SportsNet.

Television trucks at UNM park next to the ramp at the Rudy Davalos Center in the Pit East parking lot. Workers for TV park in Baseball East or Baseball South lots, where UNM media also park.

The television broadcast center is located courtside.

University of New Mexico Athletics Communications - Men's Basketball Contact



Chelsea Pitvorec
Assistant Director of Communications
(352) 422-2875
cpitvorec@unm.edu

Chelsea Pitvorec, Assistant Director of Communications
cpitvorec@unm.edu - (352) 422-2875

Chelsea Pitvorec is in her third year as the Assistant Director of Communications for The University of New Mexico Lobos and in her second as the men's basketball contact. Pitvorec handles all facets of media relations for UNM's nationally prominent men's basketball program. She has also served as the main contact for UNM's softball team, men and women's golf teams as well as the nationally recognized men's soccer team. She is just the second female to head the publicity efforts for Lobo men's basketball.

Prior to New Mexico, Pitvorec served as the Coordinator for Athletic Communications at Assumption College in Worcester, Mass. where she handled the publicity for 11 of the 24 programs offered and was a the secondary for football and basketball. She has also spent time at Central Connecticut State and Ohio University. She earned her Bachelor of Arts degree from the University of West Florida in 2010 and her Master of Science degree from Central Connecticut State in 2014.

PLAYERS



Zane Martin
G | 6-4/205 | Jr.
Philadelphia, Pa.



Corey Manigault
F | 6-9/225 | Jr.
Suitland, Md.



Vance Jackson
G/F | 6-9/230 | R-So.
Pasadena, Calif.



Keith McGee
PG | 6-3/180 | R-So.
Rochester, N.Y.



Tavian Percy
G | 6-5/200 | Fr.
Miami, Fla.



Clay Patterson
G | 6-1/180 | R-Fr.
Rio Rancho, N.M.



Makuach Maluach
G/F | 6-7/190 | So.
Sydney, Australia



JaQuan Lyle
G | 6-5/210 | R-Jr.
Evansville, Ind.



Dane Kuiper
G/F | 6-7/210 | Sr.
Wasilla, Alaska



Vladimir Pinchuk
F/C | 6-11/235 | So.
Schwelm, Germany



Drue Drinnon
G | 6-0/175 | Fr.
Smyrna, Ga.



Karim Ezzeddine
F | 6-8/225 | Jr.
Paris, France



Anthony Mathis
G | 6-3/175 | Sr.
West Linn, Ore.



Jordan Arroyo
F | 6-7/210 | Fr.
Albuquerque, N.M.



Carlton Bragg
F | 6-10/225 | R-Jr.
Cleveland, Ohio

STAFF



Paul Weir
Head Coach



Chris Harriman
Assoc. Head Coach



Jerome Robinson
Assistant Coach



Brandon Mason
Assistant Coach



Ryan Berryman
Dir. of Operations



Sara Works
Dir. of Player Development



Ralph Davis
Video Coordinator



Tyler Stuart
Dir. of Strength/Cond.



Estevan Sandoval
Graduate Assistant



Corey DeBarbrie
Athletic Trainer