



2015-16 Season Notes

2015-16 SCHEDULE

Date	Opponent	TV	Time/Score
11-3	CSU-Pueblo (Ex.)		W, 96-84
11-6	Rogers State (Ex.)		W, 80-69
11-13	Texas Southern	ROOT	W, 86-57
11-15	at New Mexico State	Fox Sports SW	W, 83-74

Mountain West-Missouri Valley Challenge

11-18	Loyola-Chicago	ROOT	W, 75-51
11-21	at USC	PAC12N	L, 90-82
11-25	Nicholls State	ROOT	W, 75-63
12-1	Oral Roberts	ROOT	W, 91-75
12-5	at Purdue	BTN	L, 70-58
12-12	Northern Iowa	ESPN3	W, 76-57
12-16	New Mexico State	ESPN3	W, 79-61
12-19	Rice	ROOT	L, 90-89

Hawaiian Airlines Diamond Head Classic

12-22	vs. Auburn	ESPNU	L, 83-78
12-23	vs. BYU	ESPNU	L, 96-66
12-25	vs. Washington State	ESPN3	L, 82-59

12-30	Nevada*	ROOT	W, 88-76
1-2	at Fresno State*	CBSSN	W, 77-62
1-9	Utah State*	ESPN3	W, 77-59
1-12	at UNLV*	CBSSN	L, 86-74
1-16	Wyoming*	CBSSN	L, 70-68
1-23	at San Jose State*	CI	W, 83-64
1-27	Air Force*	ROOT	W, 84-55
1-30	at Boise State*	ESPN3	W, 88-83
2-2	UNLV*	CBSSN	W, 87-83
2-6	at San Diego State*	CBSSN	L, 78-71 (OT)
2-9	at Utah State*	CBSSN	L, 80-72
2-13	San Jose State*	ROOT	W, 74-58
2-17	Boise State*	CBSSN	W, 80-78
2-20	at Air Force*	ROOT	L, 76-72
2-23	at Colorado State*	CBSSN	L, 86-69
2-27	Fresno State*	ESPN2	L, 92-82
3-1	San Diego State*	CBSSN	L, 83-56
3-5	at Nevada*	ROOT	W, 71-66

Mountain West Tournament

(Thomas & Mack Center - Las Vegas, Nev.)

3-10	Nevada	CBSSN	L, 64-62
------	--------	-------	----------

BOLD Denotes Home Games

*Denotes Mountain West Game

All times are set to local tipoff

Game times are subject to change



NEW MEXICO

LOBOS

Record: 17-15 (10-8 MW)

Conference: Mountain West

Head Coach: Craig Neal (3rd Season)

Record at UNM: 59-38

Career Record: 59-38

Season Information

*112th season in UNM history

*50th season in WisePies Arena

*17th season in the MW

ABOUT THE SEASON

- The Lobos finished the 2015-16 season with a record of 17-15, 10-8 in the Mountain West Conference. The Lobos entered the year with one of the youngest rosters in the NCAA and the youngest starting lineup in the MW. Despite that, the Lobos finished fourth overall in the league standings with key wins along the way.
- Two Lobos, Elijah Brown and Tim Williams, were recognized at the end of the regular season as all conference selections. Brown ended the year as the unanimous selection as 2016 MW Newcomer of the Year and a All-MW First Teamer. Tim Williams was selected to the First Team by the media and the Second Team by the coaches.
- The Lobos, who will return a majority of its roster for next season, had several highs and lows to learn from for next season. The highs included a season sweep of rivals New Mexico State and road wins at tournament champion Fresno State and Boise State. The Lobos began MW play by winning seven of their first nine games.
- For a second straight season, injuries became a big part of the storyline, as the Lobos' front court was decimated before the 2016 calendar year began. The Lobos lost three scholarship players in the front court, leaving just four rotation players down low (including 6-4 Xavier Adams). JJ NGanga was shut down for the season prior to the Lobos' first exhibition, Devon Williams' season ended two games into the year due to a spinal injury, and Nik Scekcic transferred following the end of the fall semester.
- Off the court, the 2015-16 Lobos made their case for possibly being the smartest team in team history. The group set a new record for average grade point average during the 2015 fall semester, with a GPA of 3.15. That mark broke the program's record set last season. Individually, Cullen Neal (3.8 GPA) and Tim Williams (3.3 GPA) were each honored as Academic All-District Team members. They were two of just three athletes in the MW to receive the honor.
- Three seniors in 2015-16 ended their careers with the Lobos. Tim Jacobs, Michael Nesbitt and Connor Joy celebrated senior night on March 1, all of whom ended their careers with very unique journeys but all proud Lobos for Life.

NEW MEXICO STARTERS

Pos.	No.	Name	PPG	RPG	APG	SPEC.
G	1	Cullen Neal (R-So., 6-5, Albuquerque, N.M.)	12.3	2.8	3.7	team leader in assists
G	4	Elijah Brown (R-So., 6-4, Orange County, Calif.)	21.7	5.5	3.1	22.9 ppg vs. MW
C	11	Obij Aget (Jr., 7-1, Juba, South Sudan)	6.6	5.7	0.3	64% Shooter
G/F	20	Sam Logwood (So., 6-7, Indianapolis, Ind.)	6.3	4.1	1.8	51% True Shooting%
F	32	Tim Williams (R-Jr., 6-8, Flossmoor, Ill.)	16.8	7.4	1.0	MW Leader in FG%

NEW MEXICO RESERVES

Pos.	No.	Name	PPG	RPG	APG	PREV.
G	3	Jordan Hunter (Fr., 5-11, Beaumont, Texas)	2.3	0.9	1.1	Ozen HS
G/F	14	Dane Kuiper (Fr., 6-7, Wasilla, Alaska)	1.5	1.0	0.8	Corona del Sol HS
G	21	Xavier Adams (So., 6-4, Flower Mound, Texas)	4.6	2.6	1.0	Edward S. Marcus HS
G	22	Connor Joy (Sr., 6-4, Rehoboth, N.M.)	1.0	0.0	0.0	Rehoboth Christian
F	23	Joe Furstinger (So., 6-9, Rancho Santa Margarita, Calif.)	1.6	1.9	0.4	Santa Margarita Catholic HS
G	25	Tim Jacobs (Sr., 6-0, Las Cruces, New Mexico)	1.1	1.5	1.5	Cochise College
G	30	Adam Cumber (R-Fr., 6-2, Albuquerque, N.M.)	0.0	0.0	0.0	Sandia HS
G	31	Anthony Mathis (Fr., 6-3, West Linn, Ore.)	2.3	0.5	0.4	West Linn HS
F	34	Michael Nesbitt (Sr., 6-7, Evansville, Ind.)	0.8	0.6	0.0	Missouri S&T

MW STANDINGS

Place	School	MW	Overall
1st	San Diego State	16-2	25-9
2nd	Fresno State	13-5	25-9
3rd	Boise State	11-7	20-12
4th	New Mexico	10-8	17-15
4th	Nevada	10-8	19-13
6th	UNLV	8-10	18-15
6th	Colorado State	8-10	18-16
8th	Utah State	7-11	16-15
8th	Wyoming	7-11	14-18
10th	Air Force	5-13	14-18
11th	San Jose State	4-14	9-22

MW PRESEASON POLL

Place	School (1st Place Votes)	Points
1	San Diego State (22)	272
2	Boise State (2)	234
3	Utah State	190
4	UNLV	185
5	Fresno State (1)	182
6	New Mexico	164
7	Colorado State	144
8	Wyoming	101
9	Nevada	97
10	Air Force	51
11	San José State	30

BY THE NUMBERS

Statistic	All Games	MW Games
Scoring:	76.0	76.3
Scoring Defense:	73.4	74.2
Scoring Margin:	2.6	2.1
Field Goal %:	46.5%	46.8%
Def. Field Goal %:	42.1%	41.7%
3-Point FG %:	36.3%	36.6%
Def. 3-Point FG %:	32.5%	31.8%
Free Throw %:	73.8%	74.4%
Rebounding:	36.7	37.1
Reb. Margin:	3.8	4.4
Assists:	14.4	14.1
Turnover Margin:	-3.0	-4.2
Asst/TO Ratio:	0.9	0.9
Steals:	5.6	5.6
Blocks:	4.1	4.1

NEW MEXICO GAME NOTES

LAST TIME OUT

The University of New Mexico men's basketball team (17-15) lost its Mountain West Conference Tournament Quarterfinal matchup against the Nevada Wolf Pack (19-12), 64-62. Elijah Brown led the Lobos offensively with 26 points and seven rebounds. He shot 4-for-8 from 3-point range and went 11-for-12 from the foul line. Tim Williams had a team-best eight rebounds, two blocks and 12 points. Sam Logwood scored a season-high 16 points on 6-for-11 shooting, while Tim Jacobs recorded a team-best four assists with five rebounds. The Lobos finished the game shooting 35.8 percent (19-for-53) overall and 40 percent (8-for-20) from 3-point range. The Lobos were also 80 percent (16-for-20) from the foul line. Nevada finished at 40 percent (24-for-60) and were held to 28.6 percent (4-for-14) from distance.

BROWN AT THE LINE

Against Nevada on Dec. 30, Elijah Brown scored 15 of his team-best 24 points at the free throw line, where he held a perfect percentage. He became just the fourth player in program history to make 15 free throws without a miss. He was one short of the program record, set by Kendall Williams, who shot 16-for-16 at the free throw line against San Diego at home on Nov. 30, 2013. The other two Lobos to go 15-for-15 at the line were Ruben Douglas against UNLV on Feb. 5, 2002 and Phil Smith against Wyoming on Feb. 12, 1981.

Elijah Brown drained 217 free throws this season, which ranks third all time in New Mexico history. He finished with 17 free throws more than Kelvin Scarborough in 1986-87. He was two free throws shy of matching Cameron Bairstow's 2013-14 total of 219 made. The all-time record is set at 253 by Ruben Douglas in 2002-03.

OPENING AND CLOSING

For the first time since the inception of the Mountain West Conference, New Mexico concluded the regular season and conference play against the same team they opened league play against.

WILLIAMS AT 60%

New Mexico forward Tim Williams had one of the most efficient offensive seasons in Lobo basketball history. Williams finished shooting 60.4% from the floor on 215-of-356 shooting. His shooting mark was tops in the Mountain West Conference. In Lobo history, he is the eighth player have finished the season shooting 60 percent or better with at least three field goal attempts per game. Williams took 12 attempts per game and still maintaining a high percentage. Historically, he joins Luc Longley (.656, 349 attempts) in 1990-91 and Charlie Thomas (.622, 365 attempts) as Lobos who have shot over 60 percent for a season and taken at least 300 shots.

BEST FANS IN THE MOUNTAIN WEST

With an average of 13,031 fans per game inside WisePies Arena this season, the Lobos are slated to finish 24th in the nation and tops in the Mountain West Conference. Overall, the Lobos rank second in the nation to BYU in average attendance for non Power Five or Big East schools. Most importantly, the Lobos will complete 50 straight years in the top-25 nationally in average attendance.

Since WisePies Arena was renovated before the 2010-11 season, the Lobos have seen massive support from its fans. On average, WisePies Arena was 85 percent full this season. That was a mark the program did not hit from 2002-2010, but have exceeded it every year since the renovation.

STATISTICAL RANKINGS

ESPN has New Mexico ranked 111th in the country in their BPI ranks, fifth among Mountain West Conference teams. The Lobos are 141st in RPI. The Lobos are ranked 131st by KenPom.

MULTIPLE FIRST TEAMERS

The Lobos hit a rare mark when the Mountain West media released their All-MW team, as both Elijah Brown and Tim Williams were recognized on the First Team. It marks the third time since the formation of the MW in which multiple Lobos were selected on the First Team. The last time came under head coach Craig Neal in 2014, when both Cameron Bairstow and Kendall Williams were honored. This first time it happened came in 2010, with Coach Neal on the bench as well, when Dairese Gary and Darington Hobson were each honored. The Lobos have never returned two All-MW First Teamers.

YOUNG LOBOS

The New Mexico men's basketball team started the same starting lineup in all but three games this season: Cullen Neal, Elijah Brown, Obij Aget, Sam Logwood and Tim Williams. It is the youngest starting lineup by class grade since Neal's first season on the coaching staff at New Mexico in 2008-07, when the team started two freshmen and a sophomore. This is one of only two years during the Neal/Alford era in which the Lobos have not started a senior. When compared to the rest of the league the Lobos have the fourth youngest starters in the Mountain West Conference.

When looking at the entire roster, the Lobos have the youngest team in the entire Mountain West Conference. KenPom.com rates their experience level at 1.24 (0 points for freshmen, 1 for sophomores...), which ranks 309th in the nation. Only 42 teams in the nation are younger than the Lobos.

BROWN ON THE SCORING LIST

At 694 points, Brown tied Cameron Bairstow on the all-time single season scoring list at fourth overall. He was just shy of becoming the fourth Lobo ever to score 700 points in a season. The record holder is Kenny Page in 1979-80 at 784 points. The other 700 point scorers were Ruben Douglas (783) in 2002-03 and Hunter Greene (740) in 1986-87.

ROAD WARRIOR

In less than three seasons, head coach Craig Neal won 24 games away from Albuquerque. Prior to Coach Neal coming to New Mexico along with former head coach Steve Alford, no other coach in program history won 20 or more road and neutral games in their first three seasons. Alford holds the record at 27 road and neutral wins.

BROWN'S 41 POINT GAME

Brown's 41 point game against Fresno State was a rare feat for the program. It is the most points scored by a Lobo since Kendall Williams' 46 point game at Colorado State in 2013. Inside of WisePies Arena, it's the most points scored by a Lobo since Ruben Douglas scored 43 against Wyoming on Feb. 15, 2003. It is tied for the ninth most points ever scored by a Lobo inside WisePies Arena. Brown becomes only the ninth individual to ever score 41 points or more in a game at New Mexico.

TIM WILLIAMS PASSING 1,500

With a game-high 17 points against Colorado State, Tim Williams crossed the 1,500 point milestone for his career. Prior to joining the Lobos, Tim Williams became the first sophomore ever to score 1,000 points in a career at Samford. Now in his third collegiate season, he sits at 1,557 points and can set realistic sights at blowing past the 2,000 point mark before his career is over.

During Mountain West play, Williams was the team's second leading scorer at 17.6 points per game. He shot 63 percent against league opponents, with a line of 119-for-189. He was the team's leading rebounder at 7.4 boards per game, an even two per game on the offensive end.

As of 3-15-2016

Category	Offense	Defense	D-I Avg
Adj. Efficiency	106.6 114	103.9 174	103.7
Adj. Tempo	71.5 62		69.0
Avg. Poss. Length	16.5 89	16.8 72	17.3
Four Factors			
Effective FG%:	52.0 76	48.5 101	49.9
Turnover %:	21.0 326	17.0 252	18.2
Off. Reb. %:	30.5 150	28.6 117	29.8
FTA/FGA:	43.9 24	37.1 178	36.7
Miscellaneous Components			
3P%:	36.3 101	32.5 61	34.7
2P%:	51.0 81	48.4 150	48.7
FT%:	73.8 42	68.5 100	69.9
Block%:	10.5 275	11.2 67	9.2
Steal%:	10.7 332	7.8 253	8.6
Style Components			
3PA/FGA:	30.3 284	39.7 308	35.4
A/FGM:	55.7 90	56.0 270	52.4
Defensive Fingerprint:		Some Zone	
Point Distribution (% of total points)			
3-Pointers:	24.2 299	31.6 84	29.3
2-Pointers:	52.1 111	47.7 270	50.2
Free Throws:	23.8 29	20.7 164	20.5
Strength of Schedule			
Components:	103.0 213	101.9 85	103.7
Overall:	.5303 128		.5000
Non-conference:	.5088 175		.5000
Personnel			
Bench Minutes:	27.6% 291		33.0%
Experience:	1.26 yrs 302		1.70
Minutes Continuity:	37.1% 275		49.3%
Average Height:	78.3" 19		76.8"

USA TODAY COACHES POLL

(As of 3-14-2016)

Place	School (1st Place Votes)	Record
1	Kansas (31)	30-4
2	Michigan State (1)	29-5
3	North Carolina	28-6
4	Oregon	28-6
5	Virginia	26-7
6	Villanova	29-5
7	Oklahoma	25-7
8	West Virginia	26-8
9	Xavier	27-5
10	Purdue	26-8
11	Miami	25-7
12	Indiana	25-7
13	Kentucky	26-8
14	Utah	26-8
15	Texas A&M	26-8
16	Arizona	25-8
17	Maryland	25-8
18	Baylor	22-11
19	Iowa State	21-11
20	Duke	23-10
21	Seton Hall	25-8
22	Texas	20-12
23	California	23-10
24	Iowa	21-10
25	Saint Joseph's	27-7

Others receiving votes: Notre Dame 41, Connecticut 36, Providence 25, Wichita St 21, Gonzaga 17, Saint Mary's 17, Wisconsin 15, Stephen F. Austin 11, Northern Iowa 9, Dayton 9, VCU 3, Yale 2, Butler 2, Cincinnati 1, Fresno State 1, Arkansas-Little Rock 1

LOBOS AMONG MW LEADERS

NEW MEXICO GAME NOTES

Scoring:	Elijah Brown (21.7 ppg - 2nd)
	Tim Williams (16.8 ppg - 4th)
	Cullen Neal (12.3 ppg - 19th)
Rebounding:	Tim Williams (7.4 rpg - 6th)
	Elijah Brown (5.5 rpg - 19th)
Assists:	Cullen Neal (3.7 apg - 7th)
	Elijah Brown (3.1 apg - 10th)
FG Percentage:	Tim Williams (60.4% - 1st)
	Elijah Brown (42.8% - 8th)
FT Percentage:	Elijah Brown (85.1% - 3rd)
3FG Shooting:	Elijah Brown (39.4% - 4th)
3FG Made:	Elijah Brown (2.8 3mpg - 4th)
Blocks:	Tim Williams (1.2 bpg - 7th)
	Obj Aget (1.2 bpg - 8th)
A/TO Ratio:	Cullen Neal (1.1 a/to - 8th)
	Elijah Brown (0.9 a/to - 10th)
Minutes Played:	Tim Williams (33.7 mpg - 7th)
	Elijah Brown (33.7 mpg - 7th)

MW'S BEST SHOOTING SQUAD

The Lobos finished the season with a team field goal percentage of 46.5 percent. They shot 36 percent from 3-point range and 73.8 percent from the free throw line. During Mountain West play, the Lobos led all teams with a league shooting mark of 46.8 percent, leading second-place Utah State at 45.2 percent. They were the only two teams in the league to shoot 45 percent or better in MW play. The Lobos also led in MW play in free throw percentage at 74.4 percent.

THE COMEBACK

With six minutes remaining on Feb. 17 at home, the Lobos trailed Boise State, 61-76. The Lobos would finish the game outscoring their opponents 19-2 to win the game by two points. The comeback was the largest in Lobo history in the final six minutes of a game. It was the first 15 point comeback since the team's 61-60 win over Texas Tech on Dec. 29, 2010. Defensively, the Lobos sparked the comeback by forcing five straight missed shots. A Tim Williams free throw and a Sam Logwood layup started the comeback, and a four-point play from Brown cut the deficit to single digits and erupted the home crowd. A Williams dunk and a pair of 3-pointers from Elijah Brown cut the Bronco lead to 78-77 with 1:08 left. The Lobos forced a turnover on the opposite end, and with 30 seconds left, Brown drew a foul and hit both to grab the lead. On the opposite end, Williams earned his fourth and biggest block on a driving layup and was fouled while corralling in the rebound. He hit one of two free throws, but the Lobos forced a tough 3-pointer on the final possession to seal the game.

ACADEMIC ALL-DISTRICT HONOREES

University of New Mexico men's basketball student-athletes Cullen Neal and Tim Williams received CoSIDA Academic All-District 7 honors. The Academic All-District program recognizes the nation's top student-athletes for their combined performances athletically and in the classroom. Neal earned the honor with a 3.8 cumulative grade point average in his communications program. Williams holds a 3.38 cumulative GPA as an economics major. The MW earned three academic honors, with the Lobos taking two of them. Only five teams in all of NCAA Division I had multiple honorees. Prior to this season, the only Lobos to ever receive CoSIDA Academic All-District honors were Troy Devries and Roman Martinez.

FREE THROW RATE

The Lobos shot a league best 73.8 percent from the foul line this year, their best mark since 2003, and reached the line at an alarming rate. The Lobos currently rank 24th in the nation in free throw rate (free throw attempts/field goal attempts) at 43.9. In league play, the rate jumped to a Mountain West best 48.8, leading second place San Diego State by over six. It is the best free throw rate in conference the Lobos have had since joining the MW.

LOBOS ARE SMART

In the fall semester, the Lobos set a new program record for team semester GPA at 3.15. That GPA record beats the previous record, also set by a Craig Neal team in the fall of 2014. Under Craig Neal, Lobo basketball has had five straight semesters of at least a 2.7 grade point average, the only such streak in men's basketball history at UNM. The team's 0.39 grade point average jump from the previous semester led the department. Overall, the department has now had 15 straight semesters of a 3.0 GPA or better.

THE PIT IN THE MW ERA

Year	Avg. Attendance (NCAA Rank)	MW Rank
1999-00	16,443 (8th)	1st
2000-01	16,418 (8th)	1st
2001-02	16,426 (7th)	1st
2002-03	15,186 (12th)	1st
2003-04	14,679 (15th)	2nd
2004-05	14,309 (14th)	1st
2005-06	13,387 (21st)	1st
2006-07	12,853 (23rd)	1st
2007-08	14,361 (18th)	1st
2008-09	13,994 (17th)	1st
2009-10	13,595 (22nd)	2nd
2010-11	14,570 (16th)	2nd
2011-12	14,455 (16th)	2nd
2012-13	15,022 (16th)	2nd
2013-14	15,212 (16th)	1st
2014-15	14,571 (18th)	1st
2015-16	13,031 (24th)	1st

*The \$60 million dollar renovation to The Pit added a suite level and lowered the maximum capacity from 18,018 to 15,411 starting with the 2010-11 season.

LOBOS IN THE NBA

NBA Team	Name (Years as a Lobo)
Chicago Bulls:	Tony Snell (2010-13)
	Cameron Bairstow (2010-14)

SPEEDY LOBOS

The Lobos finished as the third fastest team in the Mountain West this season, with an adjusted tempo of 71.5 possessions per game according to KenPom.com. That number ranks 62nd in the nation. The Lobos finished ahead of the national average of 69.0 and the MW league average of 69.4. On the year, the Lobos scored 1.06 points per possession.

THE 2015-16 NEW MEXICO LOBOS

No.	Name	Pos	Height	Weight	Year	Previous School	Hometown
0	J.J. N’Ganga	C	6-10	240	Sr.	N. Oklahoma - Townaka	Aubervilliers, France
1	Cullen Neal	G	6-5	195	R-So.	Eldorado HS	Albuquerque, N.M.
3	Jordan Hunter	G	5-11	180	Fr.	Ozen HS	Beaumont, Texas
4	Elijah Brown	G	6-4	200	R-So.	Butler University	Orange County, Calif.
11	Obj Aget	C	7-1	220	Jr.	La Lumiere HS (Ind.)	Juba, South Sudan
12	Devon Williams	F	6-8	210	R-Jr.	Woodrow Wilson HS	Dallas, Texas
14	Dane Kuiper	G/F	6-7	200	Fr.	Corona del Sol HS (Ariz.)	Wasilla, Alaska
20	Sam Logwood	G/F	6-7	210	So.	La Lumiere HS (Ind.)	Indianapolis, Ind.
21	Xavier Adams	G	6-4	205	So.	Edwards S. Marcus HS	Flower Mound, Texas
22	Connor Joy*	G	6-4	195	Sr.	Rehoboth Christian	Rehoboth, N.M.
23	Joe Furstinger	F	6-9	215	So.	Santa Margarita Catholic HS	Rancho Santa Margarita, Calif.
25	Tim Jacobs*	G	6-0	200	Sr.	Cochise College (Ariz.)	Las Cruces, N.M.
30	Adam Cumber*	G	6-2	185	R-Fr.	Sandia HS	Albuquerque, M.M.
31	Anthony Mathis	G	6-2	170	Fr.	West Linn HS	West Linn, Ore.
32	Tim Williams	F	6-8	240	R-Jr.	Samford University	Flossmoor, Ill.
34	Michael Nesbitt*	F	6-7	220	Sr.	Missouri S&T	Evansville, Ind.

* Indicates a walk-on

Head Coach: Craig Neal (3rd Season -- Georgia Tech ‘88)

Associate Head Coach: Chris Harriman

Assistant Coaches: Alan Huss and Terrence Rencher

Director of Operations: Cody Hopkins

Athletic Trainer: Corey DeBarbrie

Video Coordinator: Ben Sanders

Strength and Conditioning Coach: Jeremy Anderson

BY CLASS

(16 Total)

Seniors: (4)

Juniors: (3)

Sophomores: (5)

Freshmen: (4)

BY POSITION

(16 Total)

Centers: (2)

Forwards: (3)

Guard/Forwards: (2)

Guards: (9)

BY HEIGHT

7’1”

Obj Aget

6’10”

J.J. N’Ganga

6’9”

Joe Furstinger

6’8”

Devon Williams

Tim Williams

6’7”

Sam Logwood

Dane Kuiper

Michael Nesbitt

6’5”

Cullen Neal

6’4”

Xavier Adams

Elijah Brown

Connor Joy

6’2”

Anthony Mathis

Adam Cumber

6’0”

Tim Jacobs

5’11”

Jordan Hunter

ALPHABETICAL ROSTER

No.	Name	Pos	Height	Weight	Year
21	Xavier Adams	G	6-4	205	Sophomore
11	Obj Aget	C	7-1	220	Junior
4	Elijah Brown	G	6-4	200	RS-Sophomore
30	Adam Cumber	G	6-2	185	RS-Freshman
23	Joe Furstinger	F	6-9	215	Sophomore
3	Jordan Hunter	G	5-11	180	Freshman
25	Tim Jacobs	G	6-0	200	Senior
22	Connor Joy	G	6-4	195	Senior
14	Dane Kuiper	G/F	6-7	200	Freshman
20	Sam Logwood	G/F	6-7	210	Sophomore
31	Anthony Mathis	G	6-2	170	Freshman
0	J.J. N’Ganga	C	6-10	240	Senior
1	Cullen Neal	G	6-5	195	RS-Sophomore
34	Michael Nesbitt	F	6-7	220	Senior
12	Devon Williams	F	6-8	210	RS-Junior
32	Tim Williams	F	6-8	240	RS-Junior

PRONUNCIATIONS

Name	Pronunciation
Obj Aget	O-BOTCH Ah-Jet
J.J. N’Ganga	J.J. N-GONE-GAH
Devon Williams	DEVIN
Joe Furstinger	Joe FUR-Sting-er
Dane Kuiper	KI-pur

HEAD COACH CRAIG NEAL



Craig Neal

Head Coach - 3rd Season

(2015-16) 17-15 (Career) 59-38 (.608)

NOTEWORTHY :

- Earned the nickname “Noodles” for wiry build as a high school player
- Spent nine seasons as a member of Steve Alford’s staffs at Iowa and New Mexico
- Coached under NBA legend Lenny Wilkens for three seasons with the Raptors
- Spent nearly a decade as a NBA assistant coach and scout with Toronto
- Still holds Georgia Tech record for assists in a game (19) and in a season (303 in 1987-88).

PLAYING EXPERIENCE

1988-95 - NBA and CBA Career

- *Drafted by Portland in the 1988 NBA Draft
- *Played for Blazers, Heat and Nuggets
- *Fort Wayne Fury Player and Coach in 1994-95

1984-88 - Georgia Tech

- *Played for Bobby Cremins
- *Member of Elite Eight and Sweet 16 teams
- *Graduated with career assist record (659)

1980-83 - Washington High School (Washington, Ind.)

- *All-American & member of Indiana All-Star Team
- *Coached by his father, Stan Neal
- *Played against Steve Alford

COACHING EXPERIENCE

Head Coach:

2013-Present - New Mexico (59-38)

Associate Head Coach:

2007-13 - New Mexico (NCAA)

Assistant Coach:

2004-07 - Iowa (NCAA)

2000-03 - Toronto Raptors (NBA)

THE FAMOUS CHERRY BLAZER

The cherry blazer has become a symbol with New Mexico basketball. Given to coaches at their introductory press conferences, it makes appearances throughout the season at crucial games.

- Craig Neal is 8-3 when wearing the cherry blazer
 - Nov. 9, 2013 vs. Alabama A&M (W, 88-52)
 - Jan. 21, 2014 vs. Boise State (W, 84-75)
 - Feb. 22, 2014 vs. #6 San Diego State (W, 58-44)
 - Mar. 5, 2014 vs. Air Force (W, 80-52)
-
- Nov. 14, 2014 vs. Idaho State (W, 79-55)
- Jan. 3, 2015 vs. #24 Colorado State (W, 66-53)
- Feb. 17, 2015 vs. #25 San Diego State (L, 46-63)
- March 7, 2015 vs. Wyoming (W, 52-49)
-
- Nov. 13, 2015 vs. Texas Southern (W, 86-57)
- Feb. 27, 2016 vs. Fresno State (L, 92-82)
- March 1, 2016 vs San Diego State (L, 83-56)

THE NEAL ERA AT NEW MEXICO

- Became first-ever rookie Lobo head coach to lead New Mexico to a NCAA Tournament appearance
- Led UNM to the 2014 Mountain West Tournament championship, which made New Mexico the first program in MW history to win three-straight conference tournaments
- Guided four Lobos to All-Mountain West honors in 2013-14, which included first team selections Cam Bairstow and Kendall Williams. Williams and Alex Kirk were MW All-Defensive Team selections as well.
- The 27 wins in 2013-14 mark the most wins by a rookie coach in Lobo history. It is tied for the fifth most wins by a first-year Division I head coach since 2000.
- Was named a finalist for a pair of national coaching honors: the Joe B. Hall Award as the nation’s top rookie coach, and the Jim Phelan Award for national coach of the year.
- Led the MW with seven academic all-conference selections in 2014-15, a program record. He has had 13 honorees in two seasons
- Had three members from 2013-14 roster sign professional contracts; Kendall Williams (Italy), Cam Bairstow (NBA) and Alex Kirk (NBA)
- Has risen team GPA to 3.15 in fall semester, breaking a program record his team previously set. Has had 5 straight semesters of at least a 2.7 team GPA.
- Signed a new contract in July of 2014 to stay at New Mexico through 2020
- Became the second-fastest coach in program history to 40 wins (53 games)
- The father of a Lobo family. His oldest son, Cullen, is a sophomore guard the Lobos. Younger son, Dalton, is a member of the ROTC program at New Mexico.

2015-16 SEASON STATS

Overall record: 17-15 Conf: 10-8 Home: 12-4 Away: 5-7 Neutral: 0-4

#	Player	gp-gs	min	avg	Total		3-Point		F-Throw		Rebounds				pf	dq	a	to	blk	stl	pts	avg
					fg-fga	fg%	3fg-fga	3fg%	ft-fga	ft%	off	def	tot	avg								
04	BROWN, Elijah	32-29	1078	33.7	194-453	.428	89-226	.394	217-255	.851	22	154	176	5.5	64	0	100	109	2	35	694	21.7
32	WILLIAMS, Tim	32-32	1078	33.7	215-356	.604	0-0	.000	109-163	.669	65	172	237	7.4	67	1	33	48	39	19	539	16.8
01	NEAL, Cullen	31-31	937	30.2	120-343	.350	53-162	.327	87-117	.744	11	75	86	2.8	90	5	114	101	0	25	380	12.3
11	AGET, Obj	32-32	724	22.6	89-139	.640	0-0	.000	34-48	.708	67	115	182	5.7	98	3	11	44	38	7	212	6.6
20	LOGWOOD, Sam	32-32	836	26.1	75-171	.439	17-43	.395	35-60	.583	37	93	130	4.1	78	2	58	49	14	24	202	6.3
21	ADAMS, Xavier	32-3	446	13.9	50-102	.490	4-24	.167	42-63	.667	33	49	82	2.6	88	1	32	34	8	16	146	4.6
31	MATHIS, Anthony	25-0	164	6.6	17-44	.386	12-34	.353	11-12	.917	2	11	13	0.5	25	0	9	12	0	7	57	2.3
03	HUNTER, Jordan	28-1	253	9.0	23-53	.434	10-24	.417	7-10	.700	3	23	26	0.9	22	0	31	26	1	14	63	2.3
12	WILLIAMS, Devon	2-0	28	14.0	0-1	.000	0-0	.000	4-6	.667	0	3	3	1.5	4	0	0	1	0	1	4	2.0
33	SCEKIC, Nikola	10-0	75	7.5	8-15	.533	0-0	.000	1-1	1.000	3	5	8	0.8	15	0	1	7	0	1	17	1.7
23	FURSTINGER, Joe	29-0	334	11.5	14-43	.326	0-1	.000	18-29	.621	15	41	56	1.9	55	0	13	16	19	15	46	1.6
14	KUIPER, Dane	25-0	207	8.3	12-37	.324	6-18	.333	7-9	.778	3	23	26	1.0	22	1	20	9	8	6	37	1.5
25	JACOBS, Tim	26-0	251	9.7	9-19	.474	4-5	.800	6-9	.667	3	37	40	1.5	28	0	39	18	1	10	28	1.1
22	JOY, Connor	3-0	4	1.3	1-1	1.000	1-1	1.000	0-0	.000	0	0	0	0.0	1	0	0	2	0	0	3	1.0
34	NESBITT, Michael	5-0	8	1.6	2-4	.500	0-1	.000	0-1	.000	2	1	3	0.6	0	0	0	0	0	0	4	0.8
30	CUMBER, Adam	2-0	2	1.0	0-1	.000	0-1	.000	0-0	.000	0	0	0	0.0	0	0	0	0	0	0	0	0.0
Team											44	61	105		2		13					
Total.....		32	6425		829-1782	.465	196-540	.363	578-783	.738	310	863	1173	36.7	659	13	461	489	130	180	2432	76.0
Opponents.....		32	6425		807-1919	.421	247-761	.325	487-711	.685	345	708	1053	32.9	680	-	453	393	130	249	2348	73.4

TEAM STATISTICS	NM	OPP	Date	Opponent	Score	Att.		
SCORING	2432	2348	11/13/15	TEXAS SOUTHERN	w 86-57	12269		
Points per game	76.0	73.4	11/15/15	at New Mexico State	w 83-74	6796		
Scoring margin	+2.6	-	11/18/15	LOYOLA-CHICAGO	w 75-51	11951		
FIELD GOALS-ATT	829-1782	807-1919	11/21/15	at USC	L 82-90	2943		
Field goal pct	.465	.421	11/25/15	NICHOLLS STATE	w 75-63	12383		
3 POINT FG-ATT	196-540	247-761	12/1/15	ORAL ROBERTS	w 91-75	11585		
3-point FG pct	.363	.325	12/05/15	at Purdue	L 58-70	14221		
3-pt FG made per game	6.1	7.7	12/12/15	NORTHERN IOWA	w 76-57	13154		
FREE THROWS-ATT	578-783	487-711	12/16/15	NEW MEXICO STATE	w 79-61	15362		
Free throw pct	.738	.685	12/19/15	RICE	L 89-90	12507		
F-Throws made per game	18.1	15.2	12-22-15	vs Auburn	L 78-83	0		
REBOUNDS	1173	1053	12-23-15	vs BYU	L 66-96	0		
Rebounds per game	36.7	32.9	12-25-15	vs Washington State	L 59-82	0		
Rebounding margin	+3.8	-	* 12/30/15	NEVADA	w 88-76	13247		
ASSISTS	461	453	* 01/02/16	at Fresno State	w 77-62	6881		
Assists per game	14.4	14.2	* 01/09/16	UTAH STATE	w 77-59	13476		
TURNOVERS	489	393	* 01/12/16	at UNLV	L 74-86	11377		
Turnovers per game	15.3	12.3	* 1/16/16	WYOMING	L 68-70	13196		
Turnover margin	-3.0	-	* 1/23/16	at San José State	w 83-64	1633		
Assist/turnover ratio	0.9	1.2	* 1/27/16	AIR FORCE	w 84-55	12072		
STEALS	180	249	* 01/30/16	at Boise State	w 88-83	7355		
Steals per game	5.6	7.8	* 2/2/16	UNLV	w 87-83	13359		
BLOCKS	130	130	* 02-06-16	at SAN DIEGO STATE	Lot 71-78	12414		
Blocks per game	4.1	4.1	* 02/09/16	at Utah State	L 72-80	9290		
ATTENDANCE	208492	94855	* 02/13/16	SAN JOSÉ STATE	w 74-58	13411		
Home games-Avg/Game	16-13031	12-7215	* 2/17/16	BOISE STATE	w 80-78	12434		
Neutral site-Avg/Game	-	4-2070	* 2/20/16	at Air Force	L 72-76	3327		
			* 2/23/16	at Colorado State	L 69-86	3148		
Score by Periods	1st	2nd	OT	Totals				
New Mexico	1202	1225	5	2432				
Opponents	1075	1261	12	2348				
					* 02/27/16	FRESNO STATE	L 82-92	13546
					* 3/1/16	SAN DIEGO STATE	L 56-83	14540
					* 03/05/16	at Nevada	w 71-66	7191
					03/10/16	vs Nevada	L 62-64	8279

* = Conference game

2015-16 CONFERENCE STATS

RECORD:	OVERALL	HOME	AWAY	NEUTRAL
ALL GAMES	10-8	6-3	4-5	0-0
CONFERENCE	10-8	6-3	4-5	0-0
NON-CONFERENCE	0-0	0-0	0-0	0-0

##	Player	gp-gs	min	avg	Total		3-Point		F-Throw		Rebounds				Other				pts	avg		
					fg-fga	fg%	3fg-fga	3fg%	ft-fga	ft%	off	def	tot	avg	pf	dq	a	to			blk	stl
04	BROWN, Elijah	18-15	612	34.0	112-265	.423	52-128	.406	137-161	.851	13	80	93	5.2	36	0	60	70	1	20	413	22.9
32	WILLIAMS, Tim	18-18	629	34.9	119-189	.630	0-0	.000	79-116	.681	33	99	132	7.3	41	1	16	29	22	11	317	17.6
01	NEAL, Cullen	17-17	524	30.8	56-164	.341	24-83	.289	57-76	.750	9	41	50	2.9	52	3	56	53	0	13	193	11.4
11	AGET, Obj	18-18	405	22.5	53-87	.609	0-0	.000	14-20	.700	36	69	105	5.8	55	0	7	23	20	5	120	6.7
20	LOGWOOD, Sam	18-18	488	27.1	42-102	.412	6-19	.316	21-35	.600	19	55	74	4.1	47	1	36	25	8	13	111	6.2
21	ADAMS, Xavier	18-3	282	15.7	37-65	.569	2-11	.182	27-42	.643	21	30	51	2.8	57	1	20	26	7	11	103	5.7
31	MATHIS, Anthony	12-0	78	6.5	8-16	.500	7-13	.538	6-6	1.000	2	6	8	0.7	13	0	2	6	0	3	29	2.4
14	KUIPER, Dane	15-0	162	10.8	10-28	.357	6-16	.375	6-7	.857	3	18	21	1.4	17	1	16	7	7	5	32	2.1
03	HUNTER, Jordan	16-1	148	9.3	11-28	.393	6-12	.500	3-4	.750	3	12	15	0.9	17	0	18	16	0	11	31	1.9
34	NESBITT, Michael	4-0	7	1.8	2-4	.500	0-1	.000	0-1	.000	2	1	3	0.8	0	0	0	0	0	0	4	1.0
25	JACOBS, Tim	13-0	136	10.5	4-10	.400	2-3	.667	1-2	.500	1	21	22	1.7	15	0	13	10	0	4	11	0.8
23	FURSTINGER, Joe	15-0	150	10.0	3-17	.176	0-0	.000	3-6	.500	8	20	28	1.9	19	0	10	7	8	5	9	0.6
22	JOY, Connor	2-0	3	1.5	0-0	.000	0-0	.000	0-0	.000	0	0	0	0.0	0	0	0	1	0	0	0	0.0
30	CUMBER, Adam	1-0	1	1.0	0-1	.000	0-1	.000	0-0	.000	0	0	0	0.0	0	0	0	0	0	0	0	0.0
Team											29	36	65		1		8					
Total.....		18	3625		457-976	.468	105-287	.366	354-476	.744	179	488	667	37.1	370	7	254	281	73	101	1373	76.3
Opponents.....		18	3625		455-1092	.417	144-453	.318	281-406	.692	202	386	588	32.7	402	-	249	206	76	148	1335	74.2

TEAM STATISTICS	NM	OPP	Date	Opponent	Score	Att.
SCORING	1373	1335	* 12/30/15	NEVADA	w 88-76	13247
Points per game	76.3	74.2	* 01/02/16	at Fresno State	w 77-62	6881
Scoring margin	+2.1	-	* 01/09/16	UTAH STATE	w 77-59	13476
FIELD GOALS-ATT	457-976	455-1092	* 01/12/16	at UNLV	L 74-86	11377
Field goal pct	.468	.417	* 1/16/16	WYOMING	L 68-70	13196
3 POINT FG-ATT	105-287	144-453	* 1/23/16	at San José State	w 83-64	1633
3-point FG pct	.366	.318	* 1/27/16	AIR FORCE	w 84-55	12072
3-pt FG made per game	5.8	8.0	* 01/30/16	at Boise State	w 88-83	7355
FREE THROWS-ATT	354-476	281-406	* 2/2/16	UNLV	w 87-83	13359
Free throw pct	.744	.692	* 02-06-16	at SAN DIEGO STATE	Lot 71-78	12414
F-Throws made per game	19.7	15.6	* 02/09/16	at Utah State	L 72-80	9290
REBOUNDS	667	588	* 02/13/16	SAN JOSÉ STATE	w 74-58	13411
Rebounds per game	37.1	32.7	* 2/17/16	BOISE STATE	w 80-78	12434
Rebounding margin	+4.4	-	* 2/20/16	at Air Force	L 72-76	3327
ASSISTS	254	249	* 2/23/16	at Colorado State	L 69-86	3148
Assists per game	14.1	13.8	* 02/27/16	FRESNO STATE	L 82-92	13546
TURNOVERS	281	206	* 3/1/16	SAN DIEGO STATE	L 56-83	14540
Turnovers per game	15.6	11.4	* 03/05/16	at Nevada	w 71-66	7191
Turnover margin	-4.2	-	* = Conference game			
Assist/turnover ratio	0.9	1.2				
STEALS	101	148				
Steals per game	5.6	8.2				
BLOCKS	73	76				
Blocks per game	4.1	4.2				
ATTENDANCE	119281	62616				
Home games-Avg/Game	9-13253	9-6957				
Neutral site-Avg/Game	-	0-0				

Score by Periods	1st	2nd	OT	Totals
New Mexico	671	697	5	1373
Opponents	594	729	12	1335

2015-16 SEASON EXTENDED STATS

THE STAT CREW SYSTEM New Mexico Extended Season Box Score (as of Mar 15, 2016) All games

RECORD:	OVERALL	HOME	AWAY	NEUTRAL
ALL GAMES	17-15	12-4	5-7	0-4
CONFERENCE	10-8	6-3	4-5	0-0
NON-CONFERENCE	7-7	6-1	1-2	0-4

#	Player	gp-gs	min	Total		3-Point		F-Throw		Rebounds		pf	dq	a	a/g	to	to/g	a/to	blk	blk/g	stl	stl/g	pts	avg			
				fg-fga	fg%	3fg-fga	3fg%	ft-fga	ft%	off	def														tot		
04	BROWN, Elijah	32-29	1078	33.7	194-453	.428	89-226	.394	217-255	.851	22	154	176	5.5	64	0	100	3.13	109	3.41	0.92	2	0.06	35	1.09	694	21.7
32	WILLIAMS, Tim	32-32	1078	33.7	215-356	.604	0-0	.000	109-163	.669	65	172	237	7.4	67	1	33	1.03	48	1.50	0.69	39	1.22	19	0.59	539	16.8
01	NEAL, Cullen	31-31	937	30.2	120-343	.350	53-162	.327	87-117	.744	11	75	86	2.8	90	5	114	3.68	101	3.26	1.13	0	0.00	25	0.81	380	12.3
11	AGET, Obj	32-32	724	22.6	89-139	.640	0-0	.000	34-48	.708	67	115	182	5.7	98	3	11	0.34	44	1.38	0.25	38	1.19	7	0.22	212	6.6
20	LOGWOOD, Sam	32-32	836	26.1	75-171	.439	17-43	.395	35-60	.583	37	93	130	4.1	78	2	58	1.81	49	1.53	1.18	14	0.44	24	0.75	202	6.3
21	ADAMS, Xavier	32-3	446	13.9	50-102	.490	4-24	.167	42-63	.667	33	49	82	2.6	88	1	32	1.00	34	1.06	0.94	8	0.25	16	0.50	146	4.6
31	MATHIS, Anthony	25-0	164	6.6	17-44	.386	12-34	.353	11-12	.917	2	11	13	0.5	25	0	9	0.36	12	0.48	0.75	0	0.00	7	0.28	57	2.3
03	HUNTER, Jordan	28-1	253	9.0	23-53	.434	10-24	.417	7-10	.700	3	23	26	0.9	22	0	31	1.11	26	0.93	1.19	1	0.04	14	0.50	63	2.3
12	WILLIAMS, Devon	2-0	28	14.0	0-1	.000	0-0	.000	4-6	.667	0	3	3	1.5	4	0	0	0.00	1	0.50	0.00	0	0.00	1	0.50	4	2.0
33	SCEKIC, Nikola	10-0	75	7.5	8-15	.533	0-0	.000	1-1	1.000	3	5	8	0.8	15	0	1	0.10	7	0.70	0.14	0	0.00	1	0.10	17	1.7
23	FURSTINGER, Joe	29-0	334	11.5	14-43	.326	0-1	.000	18-29	.621	15	41	56	1.9	55	0	13	0.45	16	0.55	0.81	19	0.66	15	0.52	46	1.6
14	KUIPER, Dane	25-0	207	8.3	12-37	.324	6-18	.333	7-9	.778	3	23	26	1.0	22	1	20	0.80	9	0.36	2.22	8	0.32	6	0.24	37	1.5
25	JACOBS, Tim	26-0	251	9.7	9-19	.474	4-5	.800	6-9	.667	3	37	40	1.5	28	0	39	1.50	18	0.69	2.17	1	0.04	10	0.38	28	1.1
22	JOY, Connor	3-0	4	1.3	1-1	1.000	1-1	1.000	0-0	.000	0	0	0	0.0	1	0	0	0.00	2	0.67	0.00	0	0.00	0	0.00	3	1.0
34	NESBITT, Michael	5-0	8	1.6	2-4	.500	0-1	.000	0-1	.000	2	1	3	0.6	0	0	0	0.00	0	0.00	0.00	0	0.00	0	0.00	4	0.8
30	CUMBER, Adam	2-0	2	1.0	0-1	.000	0-1	.000	0-0	.000	0	0	0	0.0	0	0	0	0.00	0	0.00	0.00	0	0.00	0	0.00	0	0.0
Total.....		32	6425		829-1782	.465	196-540	.363	578-783	.738	310	863	1173	36.7	659	13	461	14.41	489	15.28	0.94	130	4.06	180	5.63	2432	76.0
Opponents.....		32	6425		807-1919	.421	247-761	.325	487-711	.685	345	708	1053	32.9	680	-	453	14.16	393	12.28	1.15	130	4.06	249	7.78	2348	73.4

Score by Periods	1st	2nd	OT	Totals
New Mexico	1202	1225	5	2432
Opponents	1075	1261	12	2348

2015-16 SEASON METRICS

#	Player	Min	AST%	EFG%	TS%	Usg%	DRB%	ORB%	TRB%
21	ADAMS, Xavier	446	13.5	.510	.563	18.0	11.7	9.3	10.6
11	AGET, Obj	724	2.9	.640	.662	13.9	16.9	11.7	14.5
04	BROWN, Elijah	1078	19.9	.526	.614	30.7	15.2	2.6	9.4
30	CUMBER, Adam	2	0.0	.000	.000	24.6	0.0	0.0	0.0
23	FURSTINGER, Joe	334	6.5	.326	.412	10.6	13.1	5.7	9.7
03	HUNTER, Jordan	253	22.1	.528	.549	16.2	9.7	1.5	5.9
25	JACOBS, Tim	251	25.5	.579	.610	8.0	15.7	1.5	9.2
22	JOY, Connor	4	0.0	1.500	1.500	36.8	0.0	0.0	0.0
14	KUIPER, Dane	207	16.5	.405	.452	11.9	11.8	1.8	7.3
20	LOGWOOD, Sam	836	12.5	.488	.512	14.5	11.8	5.6	9.0
31	MATHIS, Anthony	164	10.1	.523	.578	18.4	7.1	1.5	4.6
01	NEAL, Cullen	937	23.5	.427	.482	26.0	8.5	1.5	5.3
34	NESBITT, Michael	8	0.0	.500	.450	27.3	13.3	31.6	21.6
33	SCEKIC, Nikola	75	2.5	.533	.551	14.7	7.1	5.0	6.2
12	WILLIAMS, Devon	28	0.0	.000	.549	8.1	11.4	0.0	6.2
32	WILLIAMS, Tim	1078	6.9	.604	.630	21.7	17.0	7.6	12.7

Estimated possessions: 2321.2

Team offensive rating (ORTg): 104.8

Team defensive rating (DRtg): 101.2

AST% - An estimate of the pct of teammate field goals assisted while on the floor

EFG% - Effective FG% (adjusts to include additional points from 3FGs)

TS% - True Shooting% (takes into account field goals, 3-point field goals, and free throws)

Usg% - An estimate of the pct of team plays used while on the floor

DRB% - An estimate of the pct of available defensive rebounds grabbed while on the floor

ORB% - An estimate of the pct of available offensive rebounds grabbed while on the floor

TRB% - An estimate of the pct of all available rebounds grabbed while on the floor

INSIDE THE NUMBERS

SINGLE GAME HIGHS

New Mexico

Points: 41 - Elijah Brown vs. Fresno State (2-27-16)
FG Made: 13 - Elijah Brown vs. Fresno State (2-27-16)
FG Att: 23 - Elijah Brown vs. Fresno State (2-27-16)
FG %*: .875 - (2x) Last Time Tim Williams vs. San Jose State (2-13-16)
3FG Made: 7 - Elijah Brown at Air Force (2-20-16)
3FG Att: 17 - Elijah Brown at Air Force (2-20-16)
FT Made: 15 - Elijah Brown vs. Nevada (12-30-15)
FT Att: 15 - Elijah Brown vs. Nevada (12-30-15)
FT %*: 100% (15-15) - Elijah Brown vs. Nevada (12-30-15)
Rebounds: 15 - Tim Williams at USC (11-21-15)
Assists: 9 - Cullen Neal vs. New Mexico State (12-16-15)
Steals: 4 - (2x) Last Time Sam Logwood at San Diego State (2-6-16)
Blocks: 5 - Obij Aget vs. Rice (12-19-15)

*Minimum eight attempts

Opponents

Points: 41 - Chase Fischer, BYU (12-23-15)
FG Made: 12 - Chase Fischer, BYU (12-23-15)
FG Att: 21 - (3x) Last Time Chase Fischer, BYU (12-23-15)
FG %*: .800 - Tiel Daniels, Colorado State (2-25-16)
3FG Made: 9 - Chase Fischer, BYU (12-23-15)
3FG Att: 15 - (2x) Last Time Chase Fischer, BYU (12-23-15)
FT Made: 11 - (2x) Last Time Marvelle Harris, Fresno State (2-27-16)
FT Att: 17 - Marvelle Harris, Fresno State (2-27-16)
FT %*: 100% (10-10) - Jeremy Hemsley, San Diego State (2-6-16)
Rebounds: 15 - (2x) Last Time Cameron Oliver, Nevada (3-10-16)
Assists: 11 - Ike Ireogbu, Washington State (12-25-15)
Steals: 5 - (4x) Last Time Mikey Thompson, Boise State (1-30-15)
Blocks: 5 - (2x) Last Time Stephen Zimmerman, Jr., UNLV (2-2-16)

*Minimum eight attempts

NEW MEXICO'S RECORD WHEN...

Scenario	Record
Leading at the half:	17-5
Trailing at the half:	0-10
Tied at the half:	
Outrebounding opponent:	16-5
Outrebounded by opponent:	1-10
Commit more turnovers than opponent:	12-11
Commit less turnovers than opponent:	4-1
Commit more than 10 turnovers:	14-11
Commit less than 10 turnovers:	
When shooting 50.0% or higher:	8-2
When shooting less than 50.0%:	9-13
Overtime games:	
More bench points than opponent:	5-2
Inside The Pit:	12-4
On the Road:	5-7
At a neutral site:	0-4
Against ranked teams:	0-1
In cherry jerseys:	5-7
In silver jerseys:	4-3
In white jerseys:	5-5
In camo jerseys:	1-0
In turquoise jerseys:	1-0
In anthracite jerseys:	
In pink jerseys:	1-0
In November:	4-1
In December:	4-5
In January:	5-2
In February:	3-5
In March:	1-2
When UNM scores less than 50 points:	
When UNM scores 50-60 points:	0-3
When UNM scores 60-70 points:	0-4
When UNM scores 70-80 points:	9-5
When UNM scores 80+ points:	8-3

SCORING MARGIN BREAKDOWN

Total	1	2	3	4	5	6	7	8	9	10	11-15	16-20	21+
Win	0	0	0	1	2	0	0	0	1	0	3	6	3
Loss	1	2	0	1	1	0	1	2	0	1	2	1	3

CHARTING THE NUMBERS

	Season	Career
Double-Digit Scoring Games		
Elijah Brown	31 (16-15)	31 (16-15)
Tim Williams	29 (16-13)	29 (16-13)
Cullen Neal	21 (11-10)	32 (22-10)
Obij Aget	9 (5-4)	17 (9-8)
Sam Logwood	4 (2-2)	10 (5-5)
Xavier Adams	3 (2-1)	4 (2-2)
Jordan Hunter	1 (0-1)	1 (0-1)
Dane Kuiper	1 (1-0)	1 (1-0)
Anthony Mathis	1 (1-0)	1 (1-0)
Devon Williams		7 (5-2)
20-Point Games		
Elijah Brown	18 (9-9)	18 (9-9)
Tim Williams	11 (7-4)	11 (7-4)
Cullen Neal	4 (3-1)	7 (6-1)
Scoring Leaders		
Elijah Brown	22 (11-11)	22 (11-11)
Tim Williams	7 (3-4)	7 (3-4)
Cullen Neal	3 (3-0)	7 (7-0)
Obij Aget		4 (1-3)
Sam Logwood		2 (2-0)
Devon Williams		2 (1-1)
10+ Rebound Games		
Tim Williams	6 (4-2)	6 (4-2)
Obij Aget	4 (3-1)	8 (4-4)
Elijah Brown	2 (0-2)	2 (0-2)
Devon Williams		1 (0-1)
Rebounding Leaders		
Tim Williams	19 (9-10)	19 (9-10)
Obij Aget	8 (7-1)	20 (10-9)
Elijah Brown	7 (4-3)	7 (4-3)
Sam Logwood	1 (1-0)	2 (2-0)
Devon Williams		2 (1-1)
J.J. N'Ganga		2 (1-1)
Tim Jacobs		2 (1-1)
Joe Furstinger		1 (0-1)
Double-Doubles		
Tim Williams	6 (4-2)	6 (4-2)
Obij Aget	4 (3-1)	8 (4-4)
Elijah Brown	2 (0-2)	2 (0-2)
Devon Williams		1 (0-1)
Assist Leaders		
Cullen Neal	19 (13-6)	22 (16-6)
Elijah Brown	13 (7-6)	13 (7-6)
Tim Jacobs	4 (1-3)	16 (6-10)
Sam Logwood	4 (0-4)	6 (1-5)
Dane Kuiper	2 (2-0)	2 (2-0)
Tim Williams	1 (1-0)	1 (1-0)
Joe Furstinger	1 (0-1)	1 (0-1)
Jordan Hunter	1 (1-0)	1 (1-0)
Xavier Adams	1 (1-0)	1 (1-0)
Devon Williams		1 (0-1)

* () Team's record in those games

* Game highs include games when tied with another player

THE LAST TIME IT HAPPENED

NEW MEXICO

As A Team:

Scored 100 Points:	109 - Charleston Southern (11-17-13)
Scored 90-99 Points:	91 - Oral Roberts (12-1-15)
Scored 80-89 Points:	82 - Fresno State (2-27-16)
Scored Less Than 50 Points:	46 - San Diego State (2-17-15)
Scored Less Than 40 Points:	34 - at #25 San Diego State (1-26-13)
Won By 30 Points:	W, 88-52 - Alabama A&M (11-17-13)
Won By 20 Points:	W, 85-55 - Air Force (1-27-16)
Lost By 20-29 Points:	L, 83-56 - San Diego State (3-1-16)
Lost By 30 Points:	L, 96-66 - vs. BYU (12-23-15)
Shot 65% Or Better:	69.2% (27-39) - at Air Force (1-15-05)
Shot 60% Or Better:	63.0% (29-46) - Air Force (1-27-16)
Shot Less Than 35%:	33.8% (24-71) - at San Diego State (2-6-16)
Shot Less Than 30%:	29.8% (14-47) - at San Diego State (1-6-15)
Shot 60% 3FG Or Better:	70% (7-10) - at San Jose State (1-23-16)
Shot Less Than 30% 3FG:	26.7% (4-15) - San Diego State (3-1-16)
Made 10 Three-Pointers:	11 (of 37) - at Air Force (2-20-16)
Shot 85% On Free Throws:	85.7% (24-28) - San Diego State (3-1-16)
Shot Less Than 50% On FTs:	45.5% (5-11) - at Air Force (3-9-13)
Had 50 Rebounds:	58 - vs. UAB (11-21-13)
Had 20 Offensive Rebounds:	23 - at USC (11-21-15)
Had 20 Assists:	22 - Rice (12-19-15)
Had 20 Turnovers:	20 - San Diego State (3-1-16)
Had Less Than 10 Turnovers:	9 - UNLV (2-21-15)
Had 10 Steals:	10 - Utah State (1-9-16)
Had 10 Blocks:	12 - vs. UMass (11-22-13)
Had Two or More 20-Point Scorers:	at Utah State (2-9-16) Elijah Brown (22) & Tim Williams (21)
Had 6 Double-Digit Scorers:	North Dakota (1-7-12)
Had 5 Double-Digit Scorers:	Wyoming (1-16-16)
Had No Double-Digit Scorers:	at San Diego State (1-6-15)
Had Two 10+ Rebounders:	at USC (11-21-15) Tim Williams (15) & Obij Aget (11)
Scored 50 Points In 1st Half:	52 - Oral Roberts (12-1-15)
Scored 50 Points In 2nd Half:	51 - at USC (11-21-15)
Scored 20 Or Fewer Points In 1st Half:	17 - Wyoming (3-7-15)
Scored 20 Or Fewer Points In 2nd Half:	15 - at #25 San Diego State (1-26-13)
Failed To Make a 3FG:	(0-10) - vs. Washington State (12-25-15)
Defeated a Ranked Team:	W, 66-53 vs. #24/#24 Colorado State (1-3-15)
Lost To a Ranked Team:	L, 70-58 at #11/#11 Purdue (12-5-15)
Won an OT Game:	W, 52-49 vs. Wyoming (3-7-15)
Lost an OT Game:	L, 78-71 at San Diego State (2-6-16)
Won a 2OT Game:	W, 97-94 vs. UAB (11-21-13)
Lost a 2OT Game:	L, 73-76 at Dayton (1-1-10)
Won a 3OT Game:	W, 104-99, Fresno State (3-8-96)
Lost a 3OT Game:	Never

As An Individual:

Had a Triple-Double:	Luc Longley (17 pts, 14 rebs, 10 assts) vs. Penn State (3-28-90)
Had a Double-Double (Pts/Reb):	Obij Aget (12 pts & 14 rebs) Nevada (3-5-16)
Had a Double-Double (Pts/Asst):	Kendall Williams (11 pts & 10 assts) at Nevada (3-2-14)
Scored 20+ Pts with 10+ Rebs:	Elijah Brown (41 pts & 11 rebs) Fresno State (2-27-16)
Scored 30 Points:	Elijah Brown (41) Fresno State (2-27-16)
Scored 30 Points (MW Only):	Elijah Brown (41) Fresno State (2-27-16)
Scored 20 Points:	Elijah Brown (26) Nevada (3-10-16)
Scored 20 Points (MW Only):	Elijah Brown (26) Boise State (2-17-16)
Had 20 Rebounds:	Drew Gordon (20) UNLV (2-18-12)
Had 15 Rebounds:	Tim Williams (15) at USC (11-21-15)
Had 10 Assists:	Kendall Williams (10) at Nevada (3-2-14)
Had 5 Steals:	Demetrius Walker (5) Montana (12-20-11)
Had 5 Blocks:	Obij Aget (5) vs. Rice (12-19-15)

VERSUS NEW MEXICO

As A Team:

Scored 100 Points:	103 - New Mexico State (12-5-06)
Scored 90 Points:	92 - Fresno State (2-27-16)
Scored 80-89 Points:	83 - San Diego State (3-1-16)
Scored Less Than 50 Points:	49 - Wyoming (3-7-15)
Scored Less Than 40 Points:	38 - Wyoming (2-11-12)
Shot 50% Or Better:	55.1% (27-49) - San Diego State (3-1-16)
Shot Less Than 35%:	30.4% (17-56) - San Jose State (2-13-16)
Shot Less Than 30%:	27.6% (16-58) - Air Force (1-27-16)
Shot 50% 3FG Or Better:	60% (9-15) - San Diego State (3-1-16)
Shot Less Than 20% 3FG:	14.8% (4-27) - at San Diego State (2-6-16)
Made 10 Three-Pointers:	10 (of 24) - Fresno State (2-27-16)
Shot 75% On Free Throws:	83.3% (20-24) - San Diego State (3-1-16)
Shot Less Than 50% On FT's:	43.8% (7-16) - Boise State (2-17-16)
Had 50 Rebounds:	51 - at Purdue (12-5-15)
Had 20 Offensive Rebounds:	21 - at Fresno State (1-2-16)
Had 20 Assists:	27 - vs. Washington State (12-25-15)
Had 20 Turnovers:	21 - vs. BYU (12-23-15)
Had Less Than 10 Turnovers:	8 - Nevada (3-5-16)
Had 10 Steals:	12 - Fresno State (2-27-16)
Had 10 Blocks:	11 - at USC (11-21-15)
Had 30-Point and 20-Point Scorers:	Fresno State (2-27-16) Marvelle Harris (32) & Julien Lewis (21)
Had Two or More 20-Point Scorers:	Nevada (3-10-16) Cameron Oliver (26) & Tyron Criswell (20)
Had 6 Double-Digit Scorers:	TCU (2-25-12)
Had 5 Double-Digit Scorers:	UNLV (2-2-16)
Had No Double-Digit Scorers:	ULM (12-13-14)
Had Two 10+ Rebounders:	Nevada (3-10-16) Cameron Oliver (15) & Elijah Foster (11)
Scored 50+ Points In 1st Half:	50 - UTEP (12-3-06)
Scored 50+ Points In 2nd Half:	51 - Fresno State (2-27-16)
Scored 20 Or Less Points In 1st Half:	18 - Utah State (1-9-16)
Scored 20 Or Less In 2nd Half:	19 - New Mexico State (12-3-14)
Scored 15 Or Less Points In 1st Half:	14 - Wyoming (3-7-15)
Failed To Make a 3FG:	(0-7) - New Mexico State (12-16-15)

As An Individual:

Had a Double-Double (Pts/Reb):	Cameron Oliver (26 pts & 15 rebs) Nevada (3-10-16)
Had a Double-Double (Pts/Asst):	Marvelle Harris (32 pts & 10 assts) Fresno State (2-27-16)
Had 20+ Points & 10+ Rebounds:	Cameron Oliver (26 pts & 15 rebs) Nevada (3-10-16)
Scored 30+ Points in Back-to-Back Games Vs. UNM:	Derrick Marks Boise State 31 points (1-18-15) & 30 points (2-24-15)
Scored 30 Points:	Marvelle Harris (32) - Fresno State (2-27-16)
Scored 30 Points (MW Only):	Marvelle Harris (32) - Fresno State (2-27-16)
Scored 20 Points:	Cameron Oliver (26 pts) - Nevada (3-10-16)
Scored 20 Points (MW Only):	Tyron Criswell (20) - Nevada (3-5-16)
Had 20 Rebounds:	Ryan Watkins (22) - Boise State (1-21-14)
Had 15 Rebounds:	Cameron Oliver (26 pts) - Nevada (3-10-16)
Had 10 Assists:	Marvelle Harris (10) - Fresno State (2-27-16)
Had 5 Steals:	Mikey Thompson (5) - at Boise State (1-30-16)
Had 5 Blocks:	Stephen Zimmerman, Jr., (5) - UNLV (2-2-16)

WISEPIES ARENA



WHAT THEY ARE SAYING

"What a terrific atmosphere for college basketball. Great building... Great history... 18,000 screaming fans. It's big time college hoops, baby!"
- Dick Vitale, ESPN

"I consider the game we played in Albuquerque in 1978 one of the most exciting of my career. The Pit is the toughest place to play because of their tremendous atmosphere."

-Jim Boeheim, Syracuse head coach

"When you go into a place like The Pit, there will be challenge different from a regular road game. The crowd can dictate the tempo and momentum. The Pit crowd forces you to be patient."

-Lute Olsen, former Arizona head coach

"A mile high but 37 feet underground, the Pit in Albuquerque has been the site of many mind-blowing college basketball games, including North Carolina State's upset of Houston in '83 and just about any New Mexico home game. The noise created by fans, which has been measured at 125 decibels -- the pain threshold for the human ear is 130 -- is a palpable force."

-Sports Illustrated

- Voted one of "The Top Five Loudest, Most Intimidating Places to Play" by NCAA.com
- Ranked in the top 20 sporting venues of the 20th century by Sports Illustrated
- USA Today ranked The Pit in its "Ten Great Places to Get Pumped for NCAA Action"
- According to Fox Sports, it's one of the top ten "old school" college basketball arenas in the country

ONE OF THE GREATEST GAMES EVER PLAYED

WisePies Arena aka The Pit was the site of one of the greatest college basketball games ever played. It hosted the 1983 national championship game that saw the NC State Wolfpack upset Hakeem Olajuwon, Clyde Drexler and the Houston Cougars. Coach Jimmy Valvano and the Wolfpack downed the Cougars on a last second put back by Lorenzo Charles. The iconic shot of the late Valvano running onto the court looking for a hug is one of the lasting images in college basketball history.

ABOUT WISEPIES ARENA

- Built in 1966 (\$1.4 million)
- Capacity of 15,411 (previously 18,018)
- \$60 million renovation was completed in 2010
- New floor installed before the 2013-14 season
- Seating includes 40 suites and a club area
- Officially named WisePies Arena on Dec. 1, 2014 after \$5 million gift for naming rights by local New Mexico business. It is still referred to as The Pit, its officially-recognized nickname.
- Less than 30 of 345 NCAA Division I basketball programs play in a college-only arena named after a business or organization founded or headquartered in its home state.
- The Lobos have averaged an astounding 15,410 fans the past 49 years, an amazing 95% of capacity
- Has ranked in the top 25 in attendance nationally every season since the 1966-67 season with 35 seasons in the top ten in the NCAA in attendance
- Led the Mountain West in attendance in 10 of the conference's 15 years of existence
- New Mexico's all-time winning percentage in WisePies Arena aka The Pit is over 81 percent.
- The floor is named Bob King Court in honor of the former head coach who led the Lobos from 1963 to 1972.

2015-16 BOX SCORES

GM #1: NEW MEXICO 86, TEXAS SOUTHERN 57
FRI., NOV. 13, 2015 * ALBUQUERQUE, N.M.

GM #2: NEW MEXICO 83, NEW MEXICO STATE 74
SUN., NOV. 15, 2015 * LAS CRUCES, N.M.

Texas Southern 57 • 0-1

#	Player	Total			3-Ptr			Rebounds			PF	TP	A	TO	Blk	Stl	Min
		FG-FGA	FG-FGA	FT-FTA	Off	Def	Tot	Off	Def	Tot							
02	Thomas, Chris	f	2-8	0-2	3-7	2	2	4	2	7	2	4	0	1	29		
04	Rodriguez, Jose	f	3-5	0-1	1-2	0	1	1	3	7	3	4	0	1	24		
11	Riley, Malcolm	f	6-10	3-5	5-7	0	2	2	5	20	0	3	0	3	30		
24	Coleman, Orlando	f	2-8	1-4	0-0	2	5	7	3	5	0	1	0	2	34		
03	Blanks, David	g	2-9	1-5	2-3	1	2	3	2	7	3	3	0	2	20		
05	Bynum, Tyree	g	1-3	1-2	2-2	1	2	3	1	5	0	1	0	0	15		
20	Martin, Jerron	g	0-0	0-0	0-0	0	0	0	0	0	0	0	0	0	6		
25	Friar, Joshua	g	0-0	0-0	0-0	0	0	0	1	0	0	0	0	0	2		
33	Carey, Brian	g	1-6	0-2	2-2	1	1	2	2	4	2	2	0	0	26		
40	Davis II, Jermaine	g	0-0	0-0	2-3	1	0	1	4	2	0	1	0	0	14		
	Team					1	0	1									
	Totals		17-49	6-21	17-26	9	15	24	23	57	10	19	0	9	200		

FG % 1st Half: 9-26 34.6% 2nd half: 8-23 34.8% Game: 17-49 34.7%
 3FG % 1st Half: 4-13 30.8% 2nd half: 2-8 25.0% Game: 6-21 28.6%
 FT % 1st Half: 5-9 55.6% 2nd half: 12-17 70.6% Game: 17-26 65.4%

New Mexico 86 • 1-0

#	Player	Total			3-Ptr			Rebounds			PF	TP	A	TO	Blk	Stl	Min
		FG-FGA	FG-FGA	FT-FTA	Off	Def	Tot	Off	Def	Tot							
20	LOGWOOD, Sam	f	2-4	0-1	1-3	0	3	3	2	5	2	0	0	1	18		
32	WILLIAMS, Tim	f	7-8	0-0	3-4	1	4	5	2	17	0	0	2	0	29		
11	AGET, Objij	c	2-2	0-0	2-2	3	3	6	1	6	0	2	1	0	15		
01	NEAL, Cullen	g	8-15	2-6	4-4	0	2	2	1	22	4	3	0	2	31		
04	BROWN, Elijah	g	6-9	2-5	2-3	1	2	3	2	16	6	1	1	1	24		
02	HUNTER, Jordan	g	0-1	0-0	0-0	0	0	0	0	0	1	0	0	0	5		
13	WILLIAMS, Devon	g	0-0	0-0	2-4	0	3	3	3	2	0	0	0	1	14		
14	KUIPER, Dane	g	0-2	0-1	1-2	0	0	0	0	1	1	1	0	1	8		
21	ADAMS, Xavier	g	3-4	1-1	0-0	2	2	4	4	7	3	0	0	0	14		
23	FURSTINGER, Joe	g	2-2	0-0	1-2	0	2	2	4	5	1	2	1	1	16		
25	JACOBS, Tim	g	1-1	0-0	0-0	0	1	1	1	2	0	1	0	1	10		
31	MATHIS, Anthony	g	0-4	0-3	0-0	0	0	0	3	0	2	2	0	1	13		
33	SCEKIC, Nikola	g	1-2	0-0	1-1	1	2	3	2	3	0	1	0	0	3		
	Team					0	3	3									
	Totals		32-54	5-17	17-25	8	27	35	25	86	20	13	5	9	200		

FG % 1st Half: 21-29 72.4% 2nd half: 11-25 44.0% Game: 32-54 59.3%
 3FG % 1st Half: 3-8 37.5% 2nd half: 2-9 22.2% Game: 5-17 29.4%
 FT % 1st Half: 9-11 81.8% 2nd half: 8-14 57.1% Game: 17-25 68.0%

Officials: Dan Chrisman, Doran Gotschall, Brad Ferrie
 Technical fouls: Texas Southern-None. New Mexico-None.
 Attendance: 12269

Score by periods	1st	2nd	Total
Texas Southern	27	30	57
New Mexico	54	32	86

Points	In	Off	2nd	Fast	Bench
TSUM	Paint	T/O	Chance	Break	
NM	22	15	1	6	11
NM	50	27	12	18	20

New Mexico 83 • 2-0

#	Player	Total			3-Ptr			Rebounds			PF	TP	A	TO	Blk	Stl	Min
		FG-FGA	FG-FGA	FT-FTA	Off	Def	Tot	Off	Def	Tot							
20	LOGWOOD, Sam	f	3-7	2-2	1-1	4	1	5	2	9	0	1	1	0	22		
32	WILLIAMS, Tim	f	4-8	0-0	0-0	2	2	4	4	8	0	1	1	0	16		
11	AGET, Objij	c	3-5	0-0	0-0	4	2	6	5	6	0	1	0	0	32		
01	NEAL, Cullen	g	6-16	2-5	4-4	0	5	5	3	18	2	3	0	0	36		
04	BROWN, Elijah	g	8-17	2-7	13-14	2	4	6	2	31	2	2	0	0	35		
03	HUNTER, Jordan	g	1-1	1-1	0-0	0	1	1	0	3	1	0	0	0	4		
12	WILLIAMS, Devon	g	0-1	0-0	2-2	0	0	0	0	1	2	0	1	0	14		
14	KUIPER, Dane	g	0-0	0-0	0-0	0	0	0	0	0	0	0	1	0	4		
21	ADAMS, Xavier	g	1-2	0-1	0-0	1	1	2	1	2	1	2	0	0	0	14	
23	FURSTINGER, Joe	g	1-1	0-0	0-0	0	2	2	4	2	0	1	0	0	9		
25	JACOBS, Tim	g	0-1	0-0	2-2	0	1	1	0	2	0	0	0	0	3		
31	MATHIS, Anthony	g	0-1	0-1	0-0	0	0	0	0	1	0	0	0	0	1	3	
33	SCEKIC, Nikola	g	0-0	0-0	0-0	1	1	4	0	0	1	0	0	0	8		
	Team					1	3	4									
	Totals		27-60	7-17	22-23	14	23	37	27	83	5	12	2	1	200		

FG % 1st Half: 11-28 39.3% 2nd half: 16-32 50.0% Game: 27-60 45.0%
 3FG % 1st Half: 3-8 37.5% 2nd half: 4-9 44.4% Game: 7-17 41.2%
 FT % 1st Half: 14-15 93.3% 2nd half: 8-8 100.0% Game: 22-23 95.7%

New Mexico State 74 • 1-1

#	Player	Total			3-Ptr			Rebounds			PF	TP	A	TO	Blk	Stl	Min
		FG-FGA	FG-FGA	FT-FTA	Off	Def	Tot	Off	Def	Tot							
43	Siakam, Pascal	f	8-16	0-1	7-12	3	5	8	3	23	1	2	4	1	39		
21	Bhullar, Tanveer	c	2-4	0-1	5-6	6	3	9	1	9	0	2	0	0	22		
02	Huggins, Braxton	g	5-13	1-7	3-4	1	3	4	4	14	1	0	0	0	32		
04	Baker, Ian	g	6-15	3-10	4-4	0	1	1	2	19	2	0	0	0	38		
05	Taylor, Matt	g	2-5	1-1	0-0	3	2	5	4	5	1	2	0	1	29		
10	Browne, Rashawn	g	0-2	0-1	0-0	0	1	1	1	0	0	0	0	1	4		
15	Esparza, Rene	g	0-1	0-1	0-0	0	0	0	0	2	0	0	2	0	8		
20	Ndir, Sidy	g	0-2	0-2	0-0	0	0	0	2	0	1	0	0	0	3		
22	Chuha, Eli	g	0-1	0-0	0-0	0	1	1	1	0	0	1	0	0	9		
35	Pennie, Jalyn	g	2-3	0-0	0-0	2	2	4	0	4	1	0	0	0	16		
	Team					0	1	1									
	Totals		25-62	5-24	19-26	15	19	34	20	74	7	9	4	3	200		

FG % 1st Half: 12-26 46.2% 2nd half: 13-36 36.1% Game: 25-62 40.3%
 3FG % 1st Half: 3-10 30.0% 2nd half: 2-14 14.3% Game: 5-24 20.8%
 FT % 1st Half: 11-14 78.6% 2nd half: 8-12 66.7% Game: 19-26 73.1%

Officials: Randy McCall, David Hall, Eric Curry
 Technical fouls: New Mexico-None. New Mexico State-None.
 Attendance: 6796

At 11:16 in the second half UNM injured player caused an 14 min delay

Score by periods	1st	2nd	Total
New Mexico	39	44	83
New Mexico State	38	36	74

Points	In	Off	2nd	Fast	Bench
NMSU	Paint	T/O	Chance	Break	
NM	16	15	20	0	11
NMSU	26	10	21	0	4

GM #3: NEW MEXICO 75, LOYOLA-CHICAGO 51
WED., NOV. 18, 2015 * ALBUQUERQUE, N.M.

GM #4: USC 90, NEW MEXICO 82
SAT., NOV. 21, 2015 * LOS ANGELES, CALIF.

Loyola-Chicago 51 • 2-1

#	Player	Total			3-Ptr			Rebounds			PF	TP	A	TO	Blk	Stl	Min
		FG-FGA	FG-FGA	FT-FTA	Off	Def	Tot	Off	Def	Tot							
00	Ingram, Donte	f	1-9	0-2	0-0	1	3	4	0	2	1	0	0	0	22		
24	James, Montel	f	2-8	0-1	4-6	3	3	6	1	8	0	2	0	1	27		
02	Peterson, Earl	g	4-8	1-2	0-1	0	0	0	3	9	1	0	0	0	25		
04	Turk, Devon	g	5-13	1-5	0-0	0	1	1	1	11	0	1	0	1	28		
35	Doyle, Milton	g	1-9	0-1	1-4	2	2	4	3	3	6	5	1	1	31		
05	Adgei, Pernell	g	1-1	0-0	1-1	0	0	0	2	3	0	0	0	0	4		
12	Rajala, Julius	g	1-1	0-0	0-0	1	1	2	1	2	0	0	0	0	12		
13	Lisha, Glorind	g	1-1	1-1	0-0	0	0	0	0	3	0	0	0	0	1		
14	Richardson, Ben	g	1-4	1-3	2-2	0	2	2	2	5	2	1	0	2	21		
23	White, Jeff	g	2-3	1-2	0-0	0	0	0	2	5	1	0	0	1	18		
31	Kirby, Maurice	g	0-3	0-0	0-0	0	0	0	2	0	0	1	0	0	9		
33	Kennedy, Cal	g	0-0	0-0	0-0	0	0	0	0	0	0	0	0	0	2		
	Team					4	0	4									
	Totals		19-60	5-17	8-14	12	13	25	17	51	11	10	1	6	200		

FG % 1st Half: 7-28 25.0% 2nd half: 12-32 37.5% Game: 19-60 31.7%
 3FG % 1st Half: 1-9 11.1% 2nd half: 4-8 50.0% Game: 5-17 29.4%
 FT % 1st Half: 4-6 66.7% 2nd half: 4-8 50.0% Game: 8-14 57.1%

New Mexico 75 • 3-0

#	Player	Total			3-Ptr			Rebounds			PF	TP	A	TO	Blk	Stl	Min
		FG-FGA	FG-FGA	FT-FTA	Off	Def	Tot	Off	Def	Tot							
20	LOGWOOD, Sam	f	5-5	2-2	0-0	1	3	4	2	12	2	1	2	0	26		
32	WILLIAMS, Tim	f	10-14	0-0	2-4	4	3	7	0	22	4	1	2	0	33		
11	AGET, Objij	c	4-5	0-0	0-0	1	7	8	3	8	1	1	0	0	20		
01	NEAL, Cullen	g	3-8	2-5	1-2	0	4	4	1	9	4	3	0	0	31		
04	BROWN, Elijah	g	2-6	0-3	2-2	0	5	5	2	6	3	4	0	1	30		
03																	

2015-16 BOX SCORES

GM #5: NEW MEXICO 75, NICHOLLS STATE 63
WED., NOV. 25, 2015 * ALBUQUERQUE, N.M.

#	Player	Total	3-Ptr			Rebounds			PF	TP	A	TO	Blk	Stl	Min
			FG-FGA	FG-FGA	FT-FTA	Off	Def	Tot							
14	Frye, Ja'Dante	7-18	1-5	7-8	3	4	7	0	22	1	2	0	3	35	
44	Kamber, Luka	2-10	2-10	0-0	1	3	4	1	6	1	1	0	0	21	
24	Thomas, Liam	1-5	0-3	0-0	0	4	4	2	2	0	1	0	23		
05	O'Neal, Tre	0-2	0-0	1-2	1	0	1	1	1	4	2	0	1	25	
22	Carpenter, T.J.	4-8	2-6	0-0	0	3	3	3	10	1	1	0	0	14	
01	Nelson, Marquis	0-1	0-1	0-0	0	0	0	0	0	0	0	0	0	2	
02	Caudill, Kyle	2-5	0-0	0-2	1	2	3	4	4	0	1	0	0	9	
10	Young, Zach	0-0	0-0	0-0	0	1	1	0	0	1	0	0	0	2	
11	Ward, Adam	1-4	0-0	0-2	2	3	5	1	2	1	1	2	0	15	
13	Bell, Johnathan	3-8	3-5	4-5	2	3	5	3	13	1	2	0	2	22	
12	Rillieux, Shane	0-1	0-0	0-0	0	1	1	2	0	1	1	0	0	15	
23	Thomas, Quinton	1-2	1-2	0-0	0	1	1	1	3	0	1	0	0	7	
	Team				1	3	4	1							
	Totals	21-64	9-32	12-19	11	28	39	21	63	13	12	3	6	200	

FG % 1st Half: 13-32 40.6% 2nd half: 8-32 25.0% Game: 21-64 32.8%
 3FG % 1st Half: 6-15 40.0% 2nd half: 3-17 17.6% Game: 9-32 28.1%
 FT % 1st Half: 3-4 75.0% 2nd half: 9-15 60.0% Game: 12-19 63.2%

New Mexico 75 • 4-1

#	Player	Total	3-Ptr			Rebounds			PF	TP	A	TO	Blk	Stl	Min
			FG-FGA	FG-FGA	FT-FTA	Off	Def	Tot							
20	LOGWOOD, Sam	2-4	1-2	1-2	1	3	4	2	6	2	4	1	2	19	
32	WILLIAMS, Tim	3-8	0-0	4-4	3	9	12	1	10	2	1	0	1	29	
11	AGET, Obj	3-3	0-0	3-4	2	6	8	1	9	0	0	0	0	16	
01	NEAL, Cullen	5-18	2-9	0-2	0	3	3	3	12	5	1	0	1	29	
04	BROWN, Elijah	5-12	2-9	6-6	2	7	9	2	18	5	2	0	2	30	
03	HUNTER, Jordan	1-1	0-0	0-0	0	1	1	0	2	0	1	0	0	2	
14	KUIPER, Dane	0-1	0-1	0-0	0	0	0	1	0	1	0	0	0	6	
21	ADAMS, Xavier	2-5	0-2	0-0	1	1	2	3	4	0	1	0	1	8	
23	FURSTINGER, Joe	2-3	0-0	0-0	0	0	0	3	4	0	0	3	2	25	
25	JACOBS, Tim	0-0	0-0	1-2	0	2	2	1	1	3	0	0	0	13	
33	MATHIS, Anthony	2-7	1-6	2-3	0	1	1	2	7	1	1	0	0	14	
33	SCEKIC, Nikola	1-1	0-0	0-0	0	0	0	1	2	1	0	0	0	9	
	Team				1	2	3	1							
	Totals	26-63	6-29	17-23	10	35	45	21	75	20	11	4	9	200	

FG % 1st Half: 11-28 39.3% 2nd half: 15-35 42.9% Game: 26-63 41.3%
 3FG % 1st Half: 3-16 18.8% 2nd half: 3-13 23.1% Game: 6-29 20.7%
 FT % 1st Half: 14-16 87.5% 2nd half: 3-7 42.9% Game: 17-23 73.9%

Officials: David Hall, Ronnie Hernandez, Winston Stith
 Technical fouls: Nicholls State-Carpenter, T.J. 2. New Mexico-ADAMS, Xavier;
 BROWN, Elijah.
 Attendance: 12383

Score by periods	1st	2nd	Total
Nicholls State	35	28	63
New Mexico	39	36	75

	In	Off	2nd	Fast	Bench
Points	Paint	T/O	Chance	Break	
NICH NM	20	12	9	7	22
	34	14	7	22	20

GM #6: NEW MEXICO 91, ORAL ROBERTS 75
TUE., DEC. 1, 2015 * ALBUQUERQUE, N.M.

#	Player	Total	3-Ptr			Rebounds			PF	TP	A	TO	Blk	Stl	Min
			FG-FGA	FG-FGA	FT-FTA	Off	Def	Tot							
05	Brandon Conley	8-12	0-0	0-0	6	6	12	1	16	1	4	2	0	28	
44	Albert Owens	1-5	0-0	0-0	0	2	2	3	2	0	1	1	0	22	
02	Aaron Anderson	2-5	0-1	3-4	0	9	9	5	7	5	6	0	2	26	
10	Jalen Bradley	4-11	1-5	2-2	1	1	2	2	11	4	0	0	2	27	
15	Obi Emegano	8-21	2-5	7-7	2	2	4	4	25	0	3	1	2	40-	
00	Aaron Young	1-4	0-2	0-0	1	0	1	2	2	0	0	0	0	13	
01	DaQuan Jeffries	2-5	1-2	0-0	2	2	4	5	1	1	2	0	0	25	
03	Kris Martin	1-3	1-1	4-6	0	4	4	2	7	1	1	0	1	14	
20	Tre Vance	0-0	0-0	0-0	1	0	1	1	0	0	0	0	0	1	
33	Darian Harris	0-1	0-1	0-0	0	0	0	0	0	0	0	0	0	4	
	Team				0	1	1								
	Totals	27-67	5-17	16-19	13	25	38	24	75	12	16	6	7	200	

FG % 1st Half: 10-32 31.3% 2nd half: 17-35 48.6% Game: 27-67 40.3%
 3FG % 1st Half: 2-11 18.2% 2nd half: 3-6 50.0% Game: 5-17 29.4%
 FT % 1st Half: 5-6 83.3% 2nd half: 11-13 84.6% Game: 16-19 84.2%

New Mexico 91 • 5-1

#	Player	Total	3-Ptr			Rebounds			PF	TP	A	TO	Blk	Stl	Min
			FG-FGA	FG-FGA	FT-FTA	Off	Def	Tot							
20	LOGWOOD, Sam	2-5	1-2	1-2	1	1	2	3	6	1	0	1	1	23	
32	WILLIAMS, Tim	10-15	0-0	3-6	2	10	12	0	23	0	3	2	1	34	
11	AGET, Obj	2-3	0-0	2-2	1	2	3	4	6	0	4	0	0	21	
01	NEAL, Cullen	10-20	4-7	5-6	0	2	2	2	29	7	4	0	1	35	
04	BROWN, Elijah	5-12	4-9	1-2	2	5	7	2	15	5	1	0	2	34	
03	HUNTER, Jordan	1-2	0-1	0-0	0	0	0	0	2	1	0	0	0	4	
14	KUIPER, Dane	0-0	0-0	0-0	0	1	1	2	0	1	0	0	0	3	
21	ADAMS, Xavier	0-2	0-0	0-0	0	0	0	3	0	2	0	0	0	13	
23	FURSTINGER, Joe	0-3	0-0	1-2	3	2	5	2	1	0	0	0	0	8	
25	JACOBS, Tim	2-2	0-0	2-2	0	2	2	1	6	4	1	0	1	14	
33	MATHIS, Anthony	1-1	1-1	0-0	0	0	0	1	3	1	0	0	0	7	
33	SCEKIC, Nikola	0-2	0-0	0-0	0	0	0	0	0	0	0	0	0	4	
	Team				1	2	3								
	Totals	33-67	10-20	15-22	10	27	37	20	91	22	13	3	6	200	

FG % 1st Half: 20-34 58.8% 2nd half: 13-33 39.4% Game: 33-67 49.3%
 3FG % 1st Half: 8-11 72.7% 2nd half: 2-9 22.2% Game: 10-20 50.0%
 FT % 1st Half: 4-5 80.0% 2nd half: 11-17 64.7% Game: 15-22 68.2%

Officials: Michael Irving, Steve Olson, Randy Heimerman
 Technical fouls: Oral Roberts-None. New Mexico-None.
 Attendance: 11585

Score by periods	1st	2nd	Total
Oral Roberts	27	48	75
New Mexico	52	39	91

	In	Off	2nd	Fast	Bench
Points	Paint	T/O	Chance	Break	
ORU NM	34	16	14	17	14
	36	16	7	31	12

GM #7: PURDUE 70, NEW MEXICO 58
SAT., DEC. 5, 2015 * WEST LAFAYETTE, IND.

#	Player	Total	3-Ptr			Rebounds			PF	TP	A	TO	Blk	Stl	Min
			FG-FGA	FG-FGA	FT-FTA	Off	Def	Tot							
20	LOGWOOD, Sam	0-2	0-1	0-0	1	3	4	5	0	1	2	0	2	27	
32	WILLIAMS, Tim	3-12	0-0	2-2	1	6	7	2	8	1	1	2	1	37	
11	AGET, Obj	3-3	0-0	1-2	0	2	2	5	7	0	1	1	0	10	
01	NEAL, Cullen	6-16	2-6	2-3	0	3	3	4	16	5	3	0	1	32	
04	BROWN, Elijah	6-12	3-5	6-7	0	4	4	2	21	3	5	0	1	34	
03	HUNTER, Jordan	0-1	0-0	0-1	0	0	0	0	3	1	0	1	0	9	
21	ADAMS, Xavier	0-2	0-1	0-0	1	2	3	1	0	1	1	0	1	6	
23	FURSTINGER, Joe	1-4	0-0	0-2	0	0	0	3	2	0	0	1	1	18	
25	JACOBS, Tim	0-0	0-0	0-0	0	2	2	1	0	1	1	0	0	7	
33	MATHIS, Anthony	0-0	0-0	0-0	0	2	2	0	0	0	1	0	1	6	
33	SCEKIC, Nikola	2-2	0-0	0-0	0	1	1	4	4	0	3	0	0	14	
	Team				0	0	0								
	Totals	21-54	5-13	11-17	3	25	28	27	58	15	19	4	9	200	

FG % 1st Half: 10-29 34.5% 2nd half: 11-25 44.0% Game: 21-54 38.9%
 3FG % 1st Half: 2-6 33.3% 2nd half: 3-7 42.9% Game: 5-13 38.5%
 FT % 1st Half: 3-6 50.0% 2nd half: 8-11 72.7% Game: 11-17 64.7%

Purdue 70 • 8-0

#	Player	Total	3-Ptr			Rebounds			PF	TP	A	TO	Blk	Stl	Min
			FG-FGA	FG-FGA	FT-FTA	Off	Def	Tot							
12	Edwards, Vince	2-11	0-5	1-2	2	6	8	3	5	2	6	0	0	31	
50	Swanigan, Caleb	1-6	0-1	0-0	1	6	7	4	2	4	4	0	2	23	
44	Haas, Isaac	6-12	0-0	9-13	3	3	6	1	21	0	1	1	0	21	
03	Thompson, P.J.	0-3	0-2	2-2	1	1	2	2	1	2	0	2	2	24	
31	Mathias, Dakota	0-5	0-3	2-2	0	2	2	1	2	0	0	0	0	30	
01	Hill, Johnny	4-5	0-0	5-6	1	3	4	3	13	4	2	0	0	21	
14	Cline, Ryan	1-4	1-4	0-0	1	2	3	3	3	1	1	0	0	17	
20	Hammons, A.J.	7-10	0-0	2-3	3	8	11	2	16	0	3	3	0	19	
21	Stephens, Kendall	2-6	2-6	0-0	0	1	1	1	6	1	0	0	1	14	
	Team				5	2	7								
	Totals	23-62	3-21	21-28	17	34	51	20	70	13	19	4	8	200	

FG % 1st Half: 11-32 34.4% 2nd half: 12-30 40.0% Game: 23-62 37.1%
 3FG % 1st Half: 2-6 33.3% 2nd half: 1-9 11.1% Game: 3-21 14.3%
 FT % 1st Half: 7-11 63.6% 2nd half: 14-17 82.4% Game: 21-28 75.0%

Officials: Terry Wymer, Rob Riley, Bill Ek
 Technical fouls: New Mexico-BROWN, Elijah. Purdue-None.
 Attendance: 14221

Score by periods	1st	2nd	Total
------------------	-----	-----	-------

GM #9: NEW MEXICO 79, NEW MEXICO STATE 61

WED., DEC. 16, 2015 * ALBUQUERQUE, N.M.

New Mexico State 61 • 5-5

##	Player	Total			3-Ptr			Rebounds			PF	TP	A	TO	Bk	Stl	Min
		FG-FGA	FG-FGA	FT-FTA	FG-FGA	FG-FGA	FT-FTA	Off	Def	Tot							
11	Wilkins, Johnathon	f	4-9	0-0	0-0	0	0	0	2	8	3	1	0	0	29		
43	Slakam, Pascal	f	9-13	0-0	3-6	0	4	4	4	21	0	0	1	1	29		
04	Baker, Ian	g	2-4	0-1	0-0	0	1	1	0	4	2	1	0	0	10		
05	Taylor, Matt	g	2-3	0-0	2-4	0	2	2	4	6	1	1	0	0	21		
35	Pennie, Jalyn	g	1-6	0-0	0-0	3	1	4	3	2	4	1	0	0	32		
02	Huggins, Braxton	g	0-2	0-1	2-2	0	0	0	0	2	0	0	0	0	3		
10	Browne, Rashawn	g	1-3	0-1	1-6	0	2	2	2	3	5	2	0	1	26		
15	Esparza, Rene	g	1-4	0-3	1-4	0	1	1	0	3	1	1	0	1	9		
20	Ndir, Sidy	g	0-2	0-1	2-2	0	2	2	0	2	0	0	0	0	19		
21	Bhullar, Tanveer	g	4-7	0-0	1-3	2	7	9	0	9	1	2	1	0	14		
22	Chuha, Eli	g	0-0	0-0	1-2	0	1	1	0	1	0	1	0	1	8		
Team						1	1	2									
Totals			24-53	0-7	13-29	6	22	28	15	61	17	10	5	4	200		

FG % 1st Half: 13-24 54.2% 2nd half: 11-29 37.9% Game: 24-53 45.3% Deadball Rebounds 7.2
 3FG % 1st Half: 0-4 0.0% 2nd half: 0-3 0.0% Game: 0-7 0.0%
 FT % 1st Half: 6-10 60.0% 2nd half: 7-19 36.8% Game: 13-29 44.8%

New Mexico 79 • 7-2

##	Player	Total			3-Ptr			Rebounds			PF	TP	A	TO	Bk	Stl	Min
		FG-FGA	FG-FGA	FT-FTA	FG-FGA	FG-FGA	FT-FTA	Off	Def	Tot							
20	LOGWOOD, Sam	f	2-5	1-3	5-8	1	3	4	2	10	2	0	0	0	22		
32	WILLIAMS, Tim	f	9-15	0-0	0-0	3	4	7	3	18	1	3	1	2	33		
11	AGET, Objij	c	3-3	0-0	1-1	0	1	1	3	7	0	0	2	1	22		
01	NEAL, Cullen	g	4-11	3-7	2-2	0	4	4	2	13	9	3	0	1	34		
04	BROWN, Elijah	g	7-14	3-6	3-5	1	7	8	1	20	6	2	0	1	34		
03	HUNTER, Jordan	g	0-2	0-0	0-0	0	1	1	1	0	0	0	0	1	3		
14	KUIPER, Dane	g	1-2	0-0	0-0	0	3	3	2	2	1	0	0	0	7		
21	ADAMS, Xavier	g	2-4	0-1	1-1	1	2	2	5	0	1	0	0	0	11		
23	FURSTINGER, Joe	g	0-1	0-0	0-0	0	0	0	4	0	0	0	0	0	12		
25	JACOBS, Tim	g	0-0	0-0	0-0	0	1	1	2	0	1	0	0	0	5		
31	MATHIS, Anthony	g	1-4	0-3	0-0	0	0	0	1	2	0	0	0	0	5		
33	SCEKIC, Nikola	g	1-2	0-0	0-0	1	0	1	3	2	0	2	0	0	12		
Team						4	4	8									
Totals			30-63	7-20	12-17	11	29	40	26	79	20	11	3	6	200		

FG % 1st Half: 12-31 38.7% 2nd half: 18-32 56.3% Game: 30-63 47.6% Deadball Rebounds 3.3
 3FG % 1st Half: 4-13 30.8% 2nd half: 3-7 42.9% Game: 7-20 35.0%
 FT % 1st Half: 10-14 71.4% 2nd half: 2-3 66.7% Game: 12-17 70.6%

Officials: David Hall, Verne Harris, Kelly Self
 Technical fouls: New Mexico State-None. New Mexico-None.
 Attendance: 15362

Score by periods	1st	2nd	Total
New Mexico State	32	29	61
New Mexico	38	41	79

Points	In Paint	Off T/O	2nd Chance	Fast Break	Bench
NMSU	36	6	8	4	20
NM	34	8	13	8	11

GM #10: RICE 90, NEW MEXICO 89

SAT., DEC. 19, 2015 * ALBUQUERQUE, N.M.

Rice 90 • 5-6

##	Player	Total			3-Ptr			Rebounds			PF	TP	A	TO	Bk	Stl	Min
		FG-FGA	FG-FGA	FT-FTA	FG-FGA	FG-FGA	FT-FTA	Off	Def	Tot							
04	KOLLECHOV, Egor	f	10-16	6-10	6-7	1	4	5	1	32	3	2	1	2	39		
54	DRONE, Andrew	c	2-4	0-0	2-3	2	0	2	4	6	2	0	0	0	22		
01	GUERCY, Max	g	1-7	0-1	4-4	1	1	2	4	6	1	2	0	0	25		
02	EVANS, Marcus	g	8-18	1-7	4-6	2	6	8	5	21	4	5	0	2	31		
15	MENCY, Bishop	g	1-6	1-5	0-0	0	3	3	1	3	1	1	1	0	30		
00	CASHAW, Connor	g	5-7	3-4	1-2	0	1	1	3	14	3	2	0	2	29		
12	LETCHER-ELLIS, M.	g	2-6	0-0	3-3	1	5	6	5	7	1	1	0	4	19		
32	SMITH, Amir	g	0-0	0-0	1-2	0	1	1	1	1	0	0	0	1	5		
Team						2	1	3									
Totals			29-64	11-27	21-27	9	22	31	24	90	15	13	2	11	200		

FG % 1st Half: 13-31 41.9% 2nd half: 16-33 48.5% Game: 29-64 45.3% Deadball Rebounds 3.3
 3FG % 1st Half: 6-14 42.9% 2nd half: 5-13 38.5% Game: 11-27 40.7%
 FT % 1st Half: 6-7 85.7% 2nd half: 15-20 75.0% Game: 21-27 77.8%

New Mexico 89 • 7-3

##	Player	Total			3-Ptr			Rebounds			PF	TP	A	TO	Bk	Stl	Min
		FG-FGA	FG-FGA	FT-FTA	FG-FGA	FG-FGA	FT-FTA	Off	Def	Tot							
20	LOGWOOD, Sam	f	1-2	1-2	1-2	0	3	4	2	4	2	1	0	2	31		
32	WILLIAMS, Tim	f	9-12	0-0	0-0	4	5	9	0	18	2	2	1	0	31		
11	AGET, Objij	c	3-5	0-0	5-8	2	5	7	2	11	2	5	0	2	22		
01	NEAL, Cullen	g	6-11	2-3	2-5	1	1	2	5	16	7	5	0	1	25		
04	BROWN, Elijah	g	5-13	3-9	8-9	0	5	5	2	21	3	3	0	1	30		
03	HUNTER, Jordan	g	2-4	1-3	0-0	0	1	1	2	5	1	3	0	0	6		
14	KUIPER, Dane	g	1-2	0-0	0-0	0	0	0	0	2	0	0	0	0	4		
21	ADAMS, Xavier	g	0-0	0-0	3-4	1	2	3	4	3	3	0	1	0	13		
23	FURSTINGER, Joe	g	1-2	0-0	3-4	1	4	5	4	5	0	1	1	1	13		
25	JACOBS, Tim	g	0-1	0-0	0-0	0	1	1	0	2	1	0	2	0	10		
31	MATHIS, Anthony	g	0-3	0-2	0-0	0	1	1	0	0	1	0	0	0	7		
33	SCEKIC, Nikola	g	2-4	0-0	0-0	1	0	1	0	4	0	0	0	1	8		
Team						1	1	2									
Totals			30-59	7-19	22-32	11	29	40	22	89	23	18	8	8	200		

FG % 1st Half: 15-28 53.6% 2nd half: 15-31 48.4% Game: 30-59 50.8% Deadball Rebounds 3
 3FG % 1st Half: 5-12 41.7% 2nd half: 2-7 28.6% Game: 7-19 36.8%
 FT % 1st Half: 9-13 69.2% 2nd half: 13-19 68.4% Game: 22-32 68.8%

Officials: Tom O'Neill, Kevin Brill, Ryan Holmes
 Technical fouls: Rice-None. New Mexico-WILLIAMS, Tim.
 Attendance: 12507

Score by periods	1st	2nd	Total
Rice	38	52	90
New Mexico	44	45	89

Points	In Paint	Off T/O	2nd Chance	Fast Break	Bench
RICE	30	28	9	23	22
NM	34	16	8	8	19

GM #11: AUBURN 83, NEW MEXICO 78

TUE., DEC. 22, 2015 * HONOLULU, HAWAII

Auburn 83 • 6-3, 1-0 HADHC

##	Player	Total			3-Ptr			Rebounds			PF	TP	A	TO	Bk	Stl	Min
		FG-FGA	FG-FGA	FT-FTA	FG-FGA	FG-FGA	FT-FTA	Off	Def	Tot							
00	Spencer, Horace	*	2-3	0-0	2-3	0	5	4	6	0	4	3	2	23			
01	Canty, Kareem	*	9-21	5-14	4-4	1	0	1	2	27	7	2	0	33			
04	Dunans, T.J.	*	6-7	1-2	7-10	0	3	3	3	20	2	2	1	2	33		
12	Harris, Tyler	*	2-5	0-0	0-0	1	2	3	4	4	0	2	0	1	11		
23	Lang, TJ	*	2-6	2-5	0-0	0	1	1	2	6	1	1	0	0	24		
02	Brown, Bryce	*	1-6	1-5	0-0	1	0	1	1	3	2	2	0	1	16		
05	Bowers, Cinmeon	*	4-8	0-2	4-7	2	10	12	3	12	0	3	1	0	30		
25	Granger, Jordan	*	2-2	1-1	0-0	0	2	2	1	5	0	0	0	1	13		
31	Waddell, Devin	*	0-0	0-0	0-0	1	3	4	3	0	1	1	0	1	15		
44	Williams, New	*	0-1	0-1	0-0	0	1	1	0	0	0	0	0	0	2		
Team						0	0	0									
Totals			28-59	10-30	17-24	7	26	33	23	83	13	17	5	11	200		

FG % 1st Half: 14-33 42.4% 2nd half: 14-26 53.8% Game: 28-59 47.5% Deadball Rebounds 3
 3FG % 1st Half: 6-18 33.3% 2nd half: 4-12 33.3% Game: 10-30 33.3%
 FT % 1st Half: 7-9 77.8% 2nd half: 10-15 66.7% Game: 17-24 70.8%

New Mexico 78 • 7-4, 0-1 HADHC

##	Player	Total			3-Ptr			Rebounds			PF	TP	A	TO	Bk	Stl	Min
		FG-FGA	FG-FGA	FT-FTA	FG-FGA	FG-FGA	FT-FTA	Off	Def	Tot							
01	NEAL, Cullen	*	6-17	4-10	5-6	0	3	3	4	21	3	4	0	2	38		
04	BROWN, Elijah	*	10-17	6-9	7-9	0	7	4	33	0	5						

GM #13: WASHINGTON STATE 82, NEW MEXICO 59

FRI., DEC. 25, 2015 * HONOLULU, HAWAII

GM #14: NEW MEXICO 88, NEVADA 76

WED., DEC. 30, 2015 * ALBUQUERQUE, N.M.

New Mexico 59 • 7-6, 0-3 HADDC

#	Player	Total			3-Ptr			Rebounds			PF	TP	A	TO	Blk	Stl	Min
		FG-FGA	FG-FGA	FT-FTA	FG-FGA	FG-FGA	FT-FTA	Off	Def	Tot							
01	NEAL, Cullen	* 0-3	0-1	0-0	0	0	0	1	0	0	0	5	0	0	0	8	
04	BROWN, Elijah	* 4-14	0-4	7-8	1	6	7	2	15	2	5	0	1	35			
11	AGET, Obj	* 2-5	0-0	0-0	4	2	6	2	4	1	4	2	1	32			
20	LOGWOOD, Sam	* 3-6	0-1	0-0	0	4	4	1	6	3	0	0	0	26			
32	WILLIAMS, Tim	* 6-11	0-0	4-5	0	1	1	4	16	1	1	1	2	34			
03	HUNTER, Jordan	* 3-6	0-3	4-5	0	2	2	0	10	2	0	0	1	28			
14	KUIPER, Dane	* 0-1	0-0	0-0	0	0	0	0	0	0	0	1	0	2			
21	ADAMS, Xavier	* 1-2	0-1	2-4	1	2	3	1	4	0	0	0	2	11			
23	FURSTINGER, Joe	* 0-1	0-0	2-2	0	1	1	0	2	0	1	1	0	7			
25	JACOBS, Tim	* 0-0	0-0	0-0	0	0	0	0	0	0	2	1	0	4			
31	MATHIS, Anthony	* 0-0	0-0	0-0	0	0	0	1	0	1	0	0	0	5			
33	SCKIC, Nikola	* 1-1	0-0	0-0	0	0	0	0	2	0	0	0	0	8			
Team					1	3	4										
Totals		20-50	0-10	19-24	7	21	28	12	59	10	18	6	7	200			

FG % 1st Half: 11-25 44.0% 2nd half: 9-25 36.0% Game: 20-50 40.0%
 3FG % 1st Half: 0-5 0.0% 2nd half: 0-5 0.0% Game: 0-10 0.0%
 FT % 1st Half: 12-13 92.3% 2nd half: 7-11 63.6% Game: 19-24 79.2%

Washington State 82 • 8-4, 1-2 HADDC

#	Player	Total			3-Ptr			Rebounds			PF	TP	A	TO	Blk	Stl	Min
		FG-FGA	FG-FGA	FT-FTA	FG-FGA	FG-FGA	FT-FTA	Off	Def	Tot							
02	Iroegbu, Ike	* 7-9	3-5	0-1	0	1	1	1	17	11	5	0	0	30			
23	Callison, Charles	* 4-6	2-2	0-0	0	3	3	4	10	4	2	0	3	31			
24	Hawkinson, Josh	* 8-15	1-1	2-2	1	9	10	3	19	4	1	1	0	26			
32	Johnson, Que	* 6-9	2-4	0-0	1	2	3	3	14	3	1	0	1	28			
45	Izundu, Valentine	* 3-6	0-0	4-7	3	0	3	2	10	2	2	2	0	37			
00	King, Derrien	* 2-8	2-5	1-2	0	3	3	2	7	1	2	0	1	25			
01	Suggs, Renard	* 0-1	0-1	0-0	0	1	1	0	0	0	0	0	0	4			
03	Redding, Ny	* 0-0	0-0	0-0	0	0	0	0	0	0	0	0	0	2			
15	Longrus, Junior	* 1-2	0-0	0-0	2	0	2	2	2	2	1	0	1	16			
22	Franks, Robert	* 1-1	1-1	0-0	0	0	0	1	3	0	0	0	0	1			
33	Boese, Brett	* 0-1	0-1	0-0	0	1	1	2	0	0	0	0	0	5			
42	Clifford, Conor	* 0-1	0-0	0-0	0	0	0	0	0	0	0	0	0	5			
Team					0	2	2										
Totals		32-59	11-20	7-12	7	22	29	20	82	27	15	3	6	200			

FG % 1st Half: 17-31 54.8% 2nd half: 15-28 53.6% Game: 32-59 54.2%
 3FG % 1st Half: 5-11 45.5% 2nd half: 6-9 66.7% Game: 11-20 55.0%
 FT % 1st Half: 4-8 50.0% 2nd half: 3-4 75.0% Game: 7-12 58.3%

Officials: Duke Edsall, Alfred Smith, Todd Apo
 Technical fouls: New Mexico-None. Washington State-None.
 Attendance: 1:52 Total Time

Score by periods	1st	2nd	Total
New Mexico	34	25	59
Washington State	43	39	82

Points	In	Off	2nd	Fast	Bench
NM	30	8	4	4	18
WSU	28	26	7	12	12

Nevada 76 • 8-5, 0-1 MW

#	Player	Total			3-Ptr			Rebounds			PF	TP	A	TO	Blk	Stl	Min
		FG-FGA	FG-FGA	FT-FTA	FG-FGA	FG-FGA	FT-FTA	Off	Def	Tot							
00	OLIVER, Cameron	r 4-8	0-0	0-1	5	4	9	5	8	0	4	4	0	25			
12	FOSTER, Elijah	r 3-4	0-0	1-2	2	2	4	5	7	1	0	0	0	22			
15	FENNER, D.J.	r 4-10	3-6	5-6	0	1	1	3	16	1	1	1	0	30			
01	COLEMAN, Marqueze	g 8-16	0-3	10-13	0	1	1	4	26	5	4	0	5	34			
14	DREW, Lindsey	g 2-4	0-0	0-0	0	4	4	5	4	1	3	0	4	21			
02	CRISWELL, Tyron	* 2-8	0-1	4-6	4	1	5	2	8	1	4	1	1	29			
04	ANDERSON, Juwan	* 0-0	0-0	0-0	0	0	0	0	0	0	1	0	0	2			
05	RODRIGUEZ, Kaileb	* 1-1	0-0	2-2	0	0	0	0	2	4	0	0	0	6			
21	COOPER, Eric Jr.	* 1-6	1-5	0-0	0	4	4	2	3	3	2	1	2	27			
34	STIVRINS, Lucas	* 0-0	0-0	0-0	0	0	0	2	0	0	0	0	0	4			
Team					0	2	2										
Totals		25-57	4-15	22-30	11	19	30	76	12	19	7	13	200				

FG % 1st Half: 11-32 34.4% 2nd half: 14-25 56.0% Game: 25-57 43.9%
 3FG % 1st Half: 3-7 42.9% 2nd half: 1-8 12.5% Game: 4-15 26.7%
 FT % 1st Half: 8-11 72.7% 2nd half: 14-19 73.7% Game: 22-30 73.3%

New Mexico 88 • 8-6, 1-0 MW

#	Player	Total			3-Ptr			Rebounds			PF	TP	A	TO	Blk	Stl	Min
		FG-FGA	FG-FGA	FT-FTA	FG-FGA	FG-FGA	FT-FTA	Off	Def	Tot							
20	LOGWOOD, Sam	r 1-5	1-2	2-4	3	2	5	4	5	2	2	1	2	30			
32	WILLIAMS, Tim	r 9-13	0-0	2-2	2	2	4	4	20	1	2	0	1	25			
11	AGET, Obj	c 7-9	0-0	0-1	6	5	11	2	14	0	2	3	3	33			
01	NEAL, Cullen	g 3-13	1-4	4-6	0	2	2	3	11	6	5	0	1	38			
04	BROWN, Elijah	g 4-12	1-5	15-15	1	4	5	2	24	4	5	0	3	37			
03	HUNTER, Jordan	* 0-1	0-0	0-0	0	0	0	2	0	2	1	0	0	9			
21	ADAMS, Xavier	* 4-6	0-0	6-8	2	3	5	3	14	2	2	0	0	20			
23	FURSTINGER, Joe	* 0-1	0-0	0-0	0	2	2	1	0	0	0	0	0	5			
31	MATHIS, Anthony	* 0-0	0-0	0-0	0	0	0	2	0	1	0	0	0	3			
Team					0	3	3										
Totals		28-60	3-11	29-36	14	23	37	23	88	18	20	4	10	200			

FG % 1st Half: 13-31 41.9% 2nd half: 15-29 51.7% Game: 28-60 46.7%
 3FG % 1st Half: 2-8 25.0% 2nd half: 1-3 33.3% Game: 3-11 27.3%
 FT % 1st Half: 14-17 82.4% 2nd half: 15-19 78.9% Game: 29-36 80.6%

Officials: John Higgins, Bob Staffen, Eric Curry
 Technical fouls: Nevada-FOSTER, Elijah; COLEMAN, Marqueze. New Mexico-NEAL, Cullen.
 Attendance: 13247

Score by periods	1st	2nd	Total
Nevada	33	43	76
New Mexico	42	46	88

Points	In	Off	2nd	Fast	Bench
NV	36	22	14	16	15
NM	46	15	17	8	14

GM #15: NEW MEXICO 77, FRESNO STATE 62

SAT., JAN. 2, 2016 * FRESNO, CALIF.

GM #16: NEW MEXICO 77, UTAH STATE 59

SAT., JAN. 9, 2016 * ALBUQUERQUE, N.M.

New Mexico 77 • 9-6 (2-0 MW)

#	Player	Total			3-Ptr			Rebounds			PF	TP	A	TO	Blk	Stl	Min
		FG-FGA	FG-FGA	FT-FTA	FG-FGA	FG-FGA	FT-FTA	Off	Def	Tot							
20	LOGWOOD, Sam	f 3-6	0-0	0-0	0	4	4	3	6	2	1	0	1	23			
32	WILLIAMS, Tim	f 4-7	0-0	5-8	3	6	9	3	13	2	2	2	1	37			
11	AGET, Obj	c 5-8	0-0	0-0	2	8	10	4	10	1	1	3	0	30			
01	NEAL, Cullen	g 7-14	4-9	8-10	1	4	5	3	26	3	5	0	1	35			
04	BROWN, Elijah	g 2-4	1-3	7-7	0	3	3	3	12	3	6	0	0	25			
03	HUNTER, Jordan	* 1-2	1-1	0-0	1	2	3	0	3	1	2	0	1	10			
21	ADAMS, Xavier	* 1-2	0-1	1-2	0	0	0	2	3	2	3	2	1	14			
23	FURSTINGER, Joe	* 0-1	0-0	0-0	0	0	0	0	0	0	1	0	1	5			
25	JACOBS, Tim	* 2-3	0-0	0-0	0	2	2	4	0	2	0	1	1	16			
31	MATHIS, Anthony	* 0-0	0-0	0-0	0	1	1	2	0	0	1	0	1	5			
Team					1	1	2										
Totals		25-47	6-14	21-27	8	31	39	22	77	14	24	7	9	200			

FG % 1st Half: 14-28 50.0% 2nd half: 11-19 57.9% Game: 25-47 53.2%
 3FG % 1st Half: 4-7 57.1% 2nd half: 2-7 28.6% Game: 6-14 42.9%
 FT % 1st Half: 12-15 80.0% 2nd half: 9-12 75.0% Game: 21-27 77.8%

Fresno State 62 • 10-5 (1-1 MW)

#	Player	Total			3-Ptr			Rebounds			PF	TP	A	TO	Blk	Stl	Min
		FG-FGA	FG-FGA	FT-FTA	FG-FGA	FG-FGA	FT-FTA	Off	Def	Tot							
03	WATSON, Paul	f 2-6	0-1	0-0	2	1	3	0	4	0	1	1	1	25			
04	EDO, Karachi	f 4-7	0-0	3-10	6	5	11	3	11	0	0	4	2	25			
24	JONES, Torren	f 2-8	0-0	2-3	4	3	7	1	6	0	3	0	0	31			
12	GUERRERO, Cezar	g 1-8	0-5	0-0	1	0	1	3	2	4	3	0	1	21			
23	HARRIS, Marvella	g 5-19	1-8	4-6	1	3	4	4	15	2	1	0	3	38			
00	LEWIS, Julien	* 6-8	0-1	0-0	1	2	3	5	12	1	2	2	3	20			
05	TAYLOR, Jahmel	* 0-3	0-2	0-0	0	0	0	3	0	0	0	0	0	10			
13	RUSSO, Cullen	* 6-11	0-1	0-0	3	1	4	2	12	0	3	0	5	20			
15	ELLISON, Lionel	* 0-1	0-0	0-0	0	0	0	0	0	0	1	0	0	6			
34	CARTER, Terrell	* 0-1	0-0	0-0	0	0	0	2	0</								

GM #17: UNLV 86, NEW MEXICO 74 TUE., JAN. 12, 2016 * LAS VEGAS, NEV.

New Mexico 74 • 10-7, 3-1 MW

##	Player	Total			3-Ptr			Rebounds			PF	TP	A	TO	Bk	Stl	Min
		FG-FGA	FG-FGA	FT-FTA	Off	Def	Tot	Off	Def	Tot							
20	LOGWOOD, Sam	4-9	1-1	3-4	3	3	6	1	12	1	3	0	1	29			
20	WILLIAMS, Tim	2-9	0-0	4-6	1	5	6	5	8	1	2	0	0	33			
11	AGET, Obj	4-7	0-0	3-4	3	5	8	4	11	0	2	1	0	25			
01	NEAL, Cullen	2-10	2-5	8-10	1	2	3	2	14	3	3	0	0	36			
04	BROWN, Elijah	10-20	3-7	1-2	0	10	10	3	24	1	0	0	1	37			
03	HUNTER, Jordan	1-3	0-0	0-0	0	0	0	0	2	1	0	0	0	8			
14	KUIPER, Dane	0-1	0-0	0-0	1	0	1	0	0	0	2	0	0	5			
21	ADAMS, Xavier	1-1	0-0	1-2	1	1	2	4	3	0	1	2	0	9			
23	FURSTINGER, Joe	0-0	0-0	0-0	0	1	1	3	0	3	0	0	1	12			
31	MATHIS, Anthony	0-0	0-0	0-0	0	1	1	2	0	0	1	0	0	6			
	Team				2	3	5										
	Totals	24-60	6-13	20-28	12	31	43	24	74	10	14	3	3	200			

FG % 1st Half: 11-33 33.3% 2nd half: 13-27 48.1% Game: 24-60 40.0% Deadball Rebounds: 4
 3FG % 1st Half: 2-4 50.0% 2nd half: 4-9 44.4% Game: 7-13 46.2%
 FT % 1st Half: 4-6 66.7% 2nd half: 16-22 72.7% Game: 20-28 71.4%

UNLV 86 • 10-7, 1-3 MW

##	Player	Total			3-Ptr			Rebounds			PF	TP	A	TO	Bk	Stl	Min
		FG-FGA	FG-FGA	FT-FTA	Off	Def	Tot	Off	Def	Tot							
01	JONES JR., Derrick	0-1	0-1	0-0	0	1	1	4	0	0	1	0	0	7			
15	MORGAN, Dwayne	1-3	0-0	2-2	1	3	4	4	4	0	1	0	0	18			
03	ZIMMERMAN JR., S.	5-14	0-2	5-7	4	11	15	3	15	1	1	4	1	32			
02	SEAGEARS, Jerome	4-8	0-4	2-2	0	2	2	2	10	2	0	0	0	30			
22	MCCAW, Patrick	4-10	2-6	8-11	1	0	1	1	18	3	1	0	2	30			
00	NWAMU, Ike	5-10	3-8	2-2	0	3	3	1	15	3	0	0	1	23			
03	CORNISH, Jordan	2-7	2-6	0-0	0	2	2	2	6	1	0	0	0	15			
13	CARTER, Ben	2-4	0-1	6-7	2	5	7	3	10	4	3	2	2	30			
24	POYSER, Jalen	3-8	0-2	2-2	2	1	3	1	8	0	0	0	0	15			
	Team				1	0	1										
	Totals	26-65	7-30	27-33	11	28	39	21	86	14	7	6	6	200			

FG % 1st Half: 13-38 34.2% 2nd half: 13-27 48.1% Game: 26-65 40.0% Deadball Rebounds: 3
 3FG % 1st Half: 2-16 12.5% 2nd half: 5-14 35.7% Game: 7-30 23.3%
 FT % 1st Half: 6-7 85.7% 2nd half: 16-22 80.8% Game: 27-33 81.8%

Officials: David Hall, John Higgins, Mike Reed
 Technical fouls: New Mexico-None. UNLV-None.
 Attendance: 11377

Score by periods	1st	2nd	Total
New Mexico	28	46	74
UNLV	34	52	86

	Points	In Paint	Off T/O	2nd Chance	Fast Break	Bench
NM	31	7	6	8	5	5
LV	36	24	10	11	39	

GM #18: WYOMING 70, NEW MEXICO 68 SAT., JAN. 16, 2016 * ALBUQUERQUE, N.M.

Wyoming 70 • 10-9, 3-3 MW

##	Player	Total			3-Ptr			Rebounds			PF	TP	A	TO	Bk	Stl	Min
		FG-FGA	FG-FGA	FT-FTA	Off	Def	Tot	Off	Def	Tot							
20	DALTON, Hayden	2-4	1-3	0-0	0	8	8	5	5	1	1	2	0	30			
21	BARNES, Jonathan	0-2	0-0	1-2	1	0	1	0	1	0	0	0	0	10			
11	LIEBERMAN, Jeremy	3-8	1-4	0-0	1	3	4	2	7	3	1	0	0	27			
14	ADAMS, Josh	10-15	7-11	11-12	2	3	5	3	38	3	2	0	1	34			
23	McMANAMEN, Jason	2-5	2-4	4-8	0	2	2	3	10	3	0	0	1	26			
01	JAMES, Justin	1-5	0-3	0-1	0	1	1	0	2	0	1	0	0	12			
03	AKA GORSKI, Alexander	0-1	0-1	0-0	0	0	0	2	0	0	0	0	1	3			
05	HERNDON, Alan	3-6	1-2	0-1	0	2	2	3	7	1	0	0	0	22			
33	NAUGHTON, Jordan	0-0	0-0	0-0	0	0	0	4	0	0	0	0	0	7			
55	WASHINGTON III, Trey	0-4	0-3	0-1	1	1	2	3	0	1	0	0	0	29			
	Team				0	2	2										
	Totals	21-50	12-31	16-25	5	22	27	25	70	13	7	2	3	200			

FG % 1st Half: 9-25 36.0% 2nd half: 12-25 48.0% Game: 21-50 42.0% Deadball Rebounds: 3
 3FG % 1st Half: 4-15 26.7% 2nd half: 8-16 50.0% Game: 12-31 38.7%
 FT % 1st Half: 7-13 53.8% 2nd half: 9-12 75.0% Game: 16-25 64.0%

New Mexico 68 • 10-8, 3-2 MW

##	Player	Total			3-Ptr			Rebounds			PF	TP	A	TO	Bk	Stl	Min
		FG-FGA	FG-FGA	FT-FTA	Off	Def	Tot	Off	Def	Tot							
20	LOGWOOD, Sam	0-5	0-1	1-2	1	6	7	3	1	5	2	0	0	39			
32	WILLIAMS, Tim	7-11	0-0	3-4	2	7	9	3	17	2	1	0	0	40			
11	AGET, Obj	5-8	0-0	1-2	2	3	5	4	11	1	1	1	0	26			
01	NEAL, Cullen	5-10	0-3	3-8	0	2	2	3	13	1	3	0	0	29			
21	ADAMS, Xavier	5-8	0-0	3-4	2	0	2	3	13	2	1	1	0	18			
03	HUNTER, Jordan	0-0	0-0	0-0	0	2	2	1	0	1	0	0	0	6			
04	BROWN, Elijah	4-9	1-3	4-7	1	4	5	4	13	0	2	0	1	24			
23	FURSTINGER, Joe	0-2	0-0	0-0	1	2	3	1	0	0	1	0	8				
25	JACOBS, Tim	0-0	0-0	0-0	0	3	3	0	1	0	0	0	0	7			
31	MATHIS, Anthony	0-0	0-0	0-0	0	0	0	1	0	0	0	0	0	3			
	Team				0	1	1										
	Totals	26-53	1-7	15-27	9	30	39	24	68	13	10	3	1	200			

FG % 1st Half: 12-25 48.0% 2nd half: 14-28 50.0% Game: 26-53 49.1% Deadball Rebounds: 8
 3FG % 1st Half: 1-3 33.3% 2nd half: 0-4 0.0% Game: 1-7 14.3%
 FT % 1st Half: 5-12 41.7% 2nd half: 10-15 66.7% Game: 15-27 55.6%

Officials: Bob Staffen, Rick Hartzell, DG Nelson
 Technical fouls: Wyoming-None. New Mexico-TEAM.
 Attendance: 13196

Score by periods	1st	2nd	Total
Wyoming	29	41	70
New Mexico	30	38	68

	Points	In Paint	Off T/O	2nd Chance	Fast Break	Bench
WY	12	10	7	7	9	9
NM	42	5	9	11	13	

GM #19: NEW MEXICO 83, SAN JOSE ST. 64 SAT., JAN. 23, 2016 * SAN JOSE, CALIF.

New Mexico 83 • 11-8, 4-2 MW

##	Player	Total			3-Ptr			Rebounds			PF	TP	A	TO	Bk	Stl	Min
		FG-FGA	FG-FGA	FT-FTA	Off	Def	Tot	Off	Def	Tot							
20	LOGWOOD, Sam	1-2	0-0	0-2	0	2	2	4	2	2	1	0	0	9			
32	WILLIAMS, Tim	10-19	0-0	2-4	4	6	10	2	22	1	1	1	1	37			
11	AGET, Obj	3-3	0-0	0-0	2	3	5	3	6	0	1	0	0	17			
03	HUNTER, Jordan	2-3	1-2	0-0	0	0	0	3	5	2	2	0	1	18			
21	ADAMS, Xavier	0-1	0-0	2-4	0	0	0	3	2	1	2	0	0	12			
04	BROWN, Elijah	10-15	4-5	9-9	1	5	6	2	33	2	4	0	2	28			
14	KUIPER, Dane	3-4	2-3	3-3	0	4	4	4	11	4	2	2	1	28			
23	FURSTINGER, Joe	1-6	0-0	0-0	4	3	7	0	2	2	1	4	2	23			
25	JACOBS, Tim	0-1	0-0	0-0	0	3	3	2	0	2	5	0	1	21			
31	MATHIS, Anthony	0-1	0-0	0-0	0	0	0	2	0	0	0	0	1	10			
34	NESBITT, Michael	0-0	0-0	0-0	0	0	0	0	0	0	0	0	0	2			
	Team				1	1	2										
	Totals	30-55	7-10	16-22	12	27	39	25	83	16	19	7	9	200			

FG % 1st Half: 14-27 51.9% 2nd half: 16-28 57.1% Game: 30-55 54.5% Deadball Rebounds: 2,3
 3FG % 1st Half: 4-4 100.0 2nd half: 3-6 50.0% Game: 7-10 70.0%
 FT % 1st Half: 5-9 55.6% 2nd half: 11-13 84.6% Game: 16-22 72.7%

San José State 64 • 6-14, 1-7 MW

##	Player	Total			3-Ptr			Rebounds			PF	TP	A	TO	Bk	Stl	Min
		FG-FGA	FG-FGA	FT-FTA	Off	Def	Tot	Off	Def	Tot							
14	ROGERS, Frank	6-11	3-6	1-2	4	4	8	4	16	1	1	1	0	34			
32	WELAGE, Ryan	3-12	1-5	0-0	1	4	5	2	7	4	0	2	3	33			
33	SCHWARTZ, Cody	1-4	1-3	0-0	0	0	0	1	3	1	0	0	0	16			
00	HILLSMAN, Jaycee	2-4	1-2	3-4	0	0	0	2	8	2	3	0	1	23			
23	ONWAS, Princeton	3-9	0-3	1-3	0	1	1	3	7	3	3	0	1	26			
02	WILLIAMS, JR., Gary	0-8	0-1	2-2	0	1	1	1	2	1	2	0	2	12			
10	BASOR, Ivo	1-1	1-1	0-2	0	1	1	0	3	0	0	0	0	4			
15	CLARKE, Brandon	4-5	0-0	6-13	4	4	8	2	14	1	2	1	2	31			
20	THORNTON, Isaac	1-2	0-0	2-2	0	0	0	3	4	1	2	1	1	13			
25	BAHNER, Leon	0-0	0-0	0-0	0	1	1	3	0	0	2	0	0	8			
	Team				4	0	4										
	Totals	21-56	7-21	15-28	13	16	29	21	64	14	17	5	10	200			

FG % 1st Half: 12-32 37.5% 2nd half: 9-24 37.5% Game: 21-56 37.5% Deadball Rebounds: 5,1
 3FG % 1st Half: 3-14 21.4% 2nd half: 4-7 57.1% Game: 7-21 33.3%
 FT % 1st Half: 5-9 55.6% 2nd half: 10-19 52.6% Game: 15-28 53.6%

Officials: Kevin Brill, Bert Smith, Nate Harris
 Technical fouls: New Mexico-None. San José State-None.
 Attendance: 1633

Score by periods	1st	2nd	Total
New Mexico	37	46	83
San José State	32	32	64

	Points	In Paint	Off T/O	2nd Chance	Fast Break	Bench
NM	40	20	19	13	46	23
SJ	28	22	12	4	23	

GM #21: NEW MEXICO 88, BOISE STATE 83
SAT., JAN. 30, 2016 * BOISE, IDAHO

GM #22: NEW MEXICO 87, UNLV 83
TUE., FEB. 2, 2016 * ALBUQUERQUE, N.M.

New Mexico 88 • 13-8, 6-2 MW

#	Player	Total			3-Ptr			Rebounds			PF	TP	A	TO	Blk	Stl	Min
		FG-FGA	FG-FGA	FT-FTA	FG-FGA	FG-FGA	FT-FTA	Off	Def	Tot							
20	LOGWOOD, Sam	f	3-5	1-1	1-2	1	5	6	3	8	4	3	0	0	0	34	
32	WILLIAMS, Tim	f	7-10	0-0	7-8	0	7	7	2	21	0	2	1	0	0	35	
11	AGET, Objj	c	3-5	0-0	0-0	3	5	8	4	6	1	1	1	0	0	25	
01	NEAL, Cullen	g	4-9	2-6	4-4	0	1	1	4	14	1	1	0	0	0	29	
04	BROWN, Elijah	g	7-15	4-7	12-14	1	4	5	0	30	5	3	0	0	0	37	
03	HUNTER, Jordan	g	2-3	1-2	0-0	0	0	0	3	5	0	1	0	0	0	15	
14	KUIPER, Dane	g	0-0	0-0	0-0	0	1	1	0	0	0	0	0	0	0	6	
21	ADAMS, Xavier	g	2-3	0-0	0-0	0	0	0	3	4	1	1	0	0	0	9	
23	FURSTINGER, Joe	g	0-0	0-0	0-0	0	1	1	3	0	1	0	0	0	0	10	
Team						0	3	3									
Totals			28-50	8-16	24-28	5	27	32	23	88	13	12	2	0	0	200	

FG % 1st Half: 15-27 55.6% 2nd half: 13-23 56.5% Game: 28-50 56.0% Deadball Rebounds 3,1
 3FG % 1st Half: 2-6 33.3% 2nd half: 6-10 60.0% Game: 8-16 50.0%
 FT % 1st Half: 8-11 72.7% 2nd half: 16-17 94.1% Game: 24-28 85.7%

Boise State 83 • 15-7, 6-3 MW

#	Player	Total			3-Ptr			Rebounds			PF	TP	A	TO	Blk	Stl	Min
		FG-FGA	FG-FGA	FT-FTA	FG-FGA	FG-FGA	FT-FTA	Off	Def	Tot							
13	DUNCAN, Nick	f	4-9	3-7	8-9	3	1	4	5	19	1	2	1	0	0	28	
23	WEBB III, James	f	2-11	0-3	4-4	5	8	13	5	8	3	2	0	0	0	34	
01	THOMPSON, Mikey	g	6-12	1-2	4-4	1	1	2	2	17	0	0	0	0	5	38	
03	DRMIC, Anthony	g	3-11	1-7	3-3	1	6	7	5	10	1	1	0	0	0	31	
25	JACKSON, Lonnie	g	6-12	5-10	0-1	0	1	1	3	17	1	1	0	1	0	26	
04	ROJCH, Robin	g	0-1	0-1	2-2	1	0	1	2	2	0	0	1	0	1	7	
11	HANEY, Zach	g	1-1	0-0	0-0	0	0	0	2	2	0	0	1	0	0	8	
15	HUTCHISON, Chandler	g	2-4	0-2	1-3	1	0	1	0	5	1	1	0	0	0	18	
30	AUSTIN, Paris	g	1-3	1-1	0-0	0	0	0	0	3	2	1	0	0	0	10	
Team						1	1	2									
Totals			25-64	11-33	22-26	13	18	31	24	83	19	9	2	7	0	200	

FG % 1st Half: 13-29 44.8% 2nd half: 12-35 34.3% Game: 25-64 39.1% Deadball Rebounds 2
 3FG % 1st Half: 3-13 23.1% 2nd half: 8-20 40.0% Game: 11-33 33.3%
 FT % 1st Half: 10-12 83.3% 2nd half: 12-14 85.7% Game: 22-26 84.6%

Officials: Bob Staffen, Michael Irving, Shawn Lehig
 Technical fouls: New Mexico-None. Boise State-None.
 Attendance: 7355

Score by periods	1st	2nd	Total
New Mexico	40	48	88
Boise State	39	44	83

Points	In	Off	2nd	Fast	Bench
NM	28	6	2	2	9
BSU	28	16	11	4	12

UNLV 83 • 13-10, 4-6 MW

#	Player	Total			3-Ptr			Rebounds			PF	TP	A	TO	Blk	Stl	Min
		FG-FGA	FG-FGA	FT-FTA	FG-FGA	FG-FGA	FT-FTA	Off	Def	Tot							
01	JONES JR., Derrick	f	2-4	0-1	6-8	1	1	2	4	10	2	2	1	0	0	18	
15	MORGAN, Dwayne	f	0-1	0-0	0-0	1	1	2	5	0	0	2	1	0	0	7	
33	ZIMMERMAN JR., S.	c	9-15	0-0	3-4	2	7	9	4	21	1	2	5	0	0	38	
02	SEAGEARS, Jerome	g	2-9	1-5	0-0	2	3	5	5	5	5	2	0	0	1	26	
22	MCCAW, Patrick	g	5-12	2-5	2-2	1	3	4	2	14	5	1	0	1	0	34	
00	NWAMU, Ike	g	4-10	3-7	0-0	1	2	3	4	11	2	2	0	0	3	29	
03	CORNISH, Jordan	g	6-10	5-6	0-0	0	2	2	3	17	1	1	0	2	0	29	
24	POYSER, Jalen	g	1-6	1-2	2-2	1	0	1	1	5	1	3	0	1	0	19	
Team						0	4	4									
Totals			29-67	12-26	13-16	9	23	32	28	83	17	15	7	8	0	200	

FG % 1st Half: 14-33 42.4% 2nd half: 15-34 44.1% Game: 29-67 43.3% Deadball Rebounds 1,3
 3FG % 1st Half: 4-9 44.4% 2nd half: 8-17 47.1% Game: 12-26 46.2%
 FT % 1st Half: 11-14 78.6% 2nd half: 2-2 100.0% Game: 13-16 81.3%

New Mexico 87 • 14-8, 7-2 MW

#	Player	Total			3-Ptr			Rebounds			PF	TP	A	TO	Blk	Stl	Min
		FG-FGA	FG-FGA	FT-FTA	FG-FGA	FG-FGA	FT-FTA	Off	Def	Tot							
20	LOGWOOD, Sam	f	2-6	0-1	1-2	2	1	3	2	5	2	1	1	1	0	33	
32	WILLIAMS, Tim	f	10-15	0-0	9-12	1	7	8	1	29	1	2	2	1	0	37	
11	AGET, Objj	c	5-6	0-0	0-1	1	6	7	3	10	0	0	2	0	0	29	
01	NEAL, Cullen	g	3-12	1-6	4-5	0	6	6	1	11	4	3	0	0	0	33	
04	BROWN, Elijah	g	6-16	2-6	12-12	3	2	5	1	26	4	6	0	2	0	39	
03	HUNTER, Jordan	g	0-3	0-0	0-0	1	0	1	0	0	0	0	0	0	0	8	
14	KUIPER, Dane	g	0-0	0-0	0-0	0	0	0	0	0	0	0	0	0	0	3	
21	ADAMS, Xavier	g	2-3	0-0	2-2	1	3	4	4	6	1	1	0	1	0	15	
23	FURSTINGER, Joe	g	0-0	0-0	0-2	0	0	0	0	2	0	0	0	0	0	2	
31	MATHIS, Anthony	g	0-0	0-0	0-0	0	1	1	0	0	0	2	0	0	0	1	
Team						1	2	3									
Totals			28-61	3-13	28-36	10	28	38	15	87	13	15	5	6	0	200	

FG % 1st Half: 16-33 48.5% 2nd half: 12-28 42.9% Game: 28-61 45.9% Deadball Rebounds 5,3
 3FG % 1st Half: 2-9 22.2% 2nd half: 1-4 25.0% Game: 3-13 23.1%
 FT % 1st Half: 13-19 68.4% 2nd half: 15-17 88.2% Game: 28-36 77.8%

Officials: Mike Reed, Michael Greenstein, Tommy Nunez
 Technical fouls: UNLV-MORGAN, Dwayne. New Mexico-None.
 Attendance: 13359

Score by periods	1st	2nd	Total
UNLV	43	40	83
New Mexico	47	40	87

Points	In	Off	2nd	Fast	Bench
NM	30	18	7	24	33
LV	50	25	15	11	6

GM #23: SAN DIEGO STATE 78, NEW MEXICO 71
SAT., FEB. 6, 2016 * SAN DIEGO, CALIF.

GM #24: UTAH STATE 80, NEW MEXICO 72
TUE., FEB. 9, 2016 * LOGAN, UTAH

New Mexico 71 • 14-9 (7-3 MW)

#	Player	Total			3-Ptr			Rebounds			PF	TP	A	TO	Blk	Stl	Min
		FG-FGA	FG-FGA	FT-FTA	FG-FGA	FG-FGA	FT-FTA	Off	Def	Tot							
20	LOGWOOD, Sam	f	2-9	0-2	0-0	1	5	6	3	4	2	2	3	4	41		
32	WILLIAMS, Tim	f	8-15	0-0	5-7	3	4	7	0	21	2	1	1	0	0	43	
11	AGET, Objj	c	3-4	0-0	0-0	1	2	3	4	6	0	1	1	0	0	19	
01	NEAL, Cullen	g	3-12	0-3	1-2	2	2	4	2	7	2	2	0	2	0	40-	
04	BROWN, Elijah	g	4-20	3-12	12-14	1	3	4	1	23	5	1	0	1	0	43	
03	HUNTER, Jordan	g	1-4	1-2	0-0	0	1	1	2	3	1	1	0	1	0	8	
14	KUIPER, Dane	g	0-0	0-0	0-0	0	1	1	0	0	0	0	0	0	0	4	
21	ADAMS, Xavier	g	3-5	1-1	0-0	4	2	6	4	7	0	0	1	0	0	22	
23	FURSTINGER, Joe	g	0-2	0-0	0-0	1	0	1	0	0	1	0	1	0	0	5	
Team						5	1	6									
Totals			24-71	5-20	18-23	18	21	39	16	71	13	10	7	8	0	225	

FG % 1st Half: 10-33 30.3% 2nd half: 12-31 38.7% OT: 2-7 28.6% Game: 24-71 33.8% Deadball Rebounds 2,3
 3FG % 1st Half: 1-8 12.5% 2nd half: 4-9 44.4% OT: 0-3 0.0% Game: 5-20 25.0%
 FT % 1st Half: 8-9 88.9% 2nd half: 9-12 75.0% OT: 1-2 50.0% Game: 18-23 78.3%

SAN DIEGO STATE 78 • 18-6 (11-0 MW)

#	Player	Total			3-Ptr			Rebounds			PF	TP	A	TO	Blk	Stl	Min
		FG-FGA	FG-FGA	FT-FTA	FG-FGA	FG-FGA	FT-FTA	Off	Def	Tot							
00	SPENCER, Skylar	f	4-4	0-0	0-0	5	5	10	2	8	0	0	3	0	0	33	
13	SHEPARD, Winston	f	5-10	0-0	5-6	4	3	7	3	15	6	4	1	1	0	40-	
14	CHEATHAM, Zylan	f	4-4	1-1	0-0	3	1	4	3	9	0	1	2	0	0	23	
12	KELL, Trey	g	5-17	1-11	1-3	1	4	5	0	12	1	2	0	2	0	35	
02	HEMSLEY, Jeremy	g	6-16	1-7	10-10	0	6	6	1	23	0	3	0	1	0	38	
04	CHOL, Angelo	g	3-5														

GM #25: NEW MEXICO 74, SAN JOSE STATE 58
SAT., FEB. 13, 2016 * ALBUQUERQUE, N.M.

San Jose State 58 • 8-17, 3-10 MW

##	Player	Total			3-Ptr			Rebounds			PF	TP	A	TO	Bk	Stl	Min
		FG-FGA	FG-FGA	FT-FTA	FG-FGA	FG-FGA	FT-FTA	Off	Def	Tot							
14	ROGERS, Frank	5-7	2-3	0-0	1	7	8	1	12	1	1	0	0	0	0	31	
32	WELAGE, Ryan	0-8	0-0	0-0	0	6	6	2	0	2	1	1	0	0	0	18	
33	SCHWARTZ, Cody	2-7	2-7	0-0	1	0	1	2	6	1	1	0	0	0	0	24	
00	HILLSMAN, Jaycee	2-4	1-3	1-3	0	4	4	5	6	1	1	0	0	0	0	21	
20	THORNTON, Isaac	0-3	0-1	1-3	1	2	3	1	1	0	1	1	1	1	1	19	
02	WILLIAMS, JR., Gary	0-5	0-3	7-8	1	1	2	2	7	0	2	0	0	0	0	14	
10	BASOR, Ivo	1-2	0-0	0-0	1	0	1	2	2	0	0	0	0	0	0	3	
15	CLARKE, Brandon	2-5	0-0	5-6	3	1	4	4	9	2	1	1	0	0	0	25	
21	JAMES, Jalen	2-6	2-4	0-0	0	0	0	2	6	0	0	0	0	0	0	12	
23	ONWAS, Princeton	3-7	1-4	2-4	0	3	3	1	9	3	2	0	0	0	0	25	
25	BAHNER, Leon	0-2	0-0	0-0	1	0	1	1	0	0	0	1	0	0	0	8	
	Team				2	1	3										
	Totals	17-56	8-30	16-23	11	25	36	25	58	11	9	4	2	2	0	200	

FG % 1st Half: 10-27 37.0% 2nd half: 7-29 24.1% Game: 17-56 30.4% Deadball Rebounds 5,1
 3FG % 1st Half: 5-16 31.3% 2nd half: 3-14 21.4% Game: 8-30 26.7%
 FT % 1st Half: 2-5 40.0% 2nd half: 14-18 77.8% Game: 16-23 69.6%

New Mexico 74 • 15-10, 8-4 MW

##	Player	Total			3-Ptr			Rebounds			PF	TP	A	TO	Bk	Stl	Min
		FG-FGA	FG-FGA	FT-FTA	FG-FGA	FG-FGA	FT-FTA	Off	Def	Tot							
20	LOGWOOD, Sam	2-6	1-2	1-2	1	2	3	2	6	1	1	0	0	0	0	23	
32	WILLIAMS, Tim	7-8	0-0	2-6	2	7	9	3	16	1	0	2	1	0	0	36	
11	AGET, Objij	4-8	0-0	3-3	2	4	6	4	11	0	0	2	0	0	0	15	
01	NEAL, Cullen	1-6	0-5	4-4	0	0	0	5	6	3	2	0	0	0	0	20	
04	BROWN, Elijah	5-15	2-7	9-10	1	2	3	3	21	4	4	1	2	3	4	35	
03	HUNTER, Jordan	0-2	0-1	1-2	0	1	1	1	1	2	1	0	0	0	0	11	
14	KUIPER, Dane	2-2	2-2	0-0	0	3	3	1	6	2	0	2	0	0	0	15	
21	ADAMS, Xavier	0-3	0-1	4-8	2	5	7	2	4	2	0	0	0	0	0	22	
23	FURSTINGER, Joe	0-0	0-0	0-0	1	0	1	0	0	0	0	0	0	0	0	7	
25	JACOBS, Tim	1-2	1-1	0-0	0	2	2	1	3	0	0	0	0	0	0	9	
31	MATHIS, Anthony	0-1	0-1	0-0	0	1	1	0	0	0	0	0	0	0	0	8	
	Team				2	3	5										
	Totals	22-53	6-20	24-35	11	30	41	22	74	15	10	7	4	2	0	200	

FG % 1st Half: 12-27 44.4% 2nd half: 10-26 38.5% Game: 22-53 41.5% Deadball Rebounds 5
 3FG % 1st Half: 4-12 33.3% 2nd half: 2-8 25.0% Game: 6-20 30.0%
 FT % 1st Half: 7-11 63.6% 2nd half: 17-24 70.8% Game: 24-35 68.6%

Officials: Dick Cartmell, Shawn Lehigh, Ryan McDaniel
 Technical fouls: San Jose State-TEAM. New Mexico-None.
 Attendance: 13411

Score by periods	1st	2nd	Total
San Jose State	27	31	58
New Mexico	35	39	74

Points	In	Off	2nd	Fast	Bench
Paint	Paint	T/O	Chance	Break	
SJ	14	8	13	0	33
NM	30	13	12	10	14

GM #26: NEW MEXICO 80, BOISE STATE 78
WED., FEB. 17, 2016 * ALBUQUERQUE, N.M.

Boise State 78 • 17-10, 8-6 MW

##	Player	Total			3-Ptr			Rebounds			PF	TP	A	TO	Bk	Stl	Min
		FG-FGA	FG-FGA	FT-FTA	FG-FGA	FG-FGA	FT-FTA	Off	Def	Tot							
23	WEBB III, James	8-15	0-2	2-4	5	8	13	1	18	2	5	2	3	0	0	38	
10	JORCH, Robin	3-4	0-0	0-2	1	1	2	5	6	0	0	2	0	0	0	10	
01	THOMPSON, Mikey	3-9	0-2	0-0	1	4	5	3	6	3	1	0	1	0	0	36	
21	ALFORD, Montigo	3-7	1-4	0-0	0	2	2	4	7	3	1	0	2	0	0	24	
25	JACKSON, Lonnie	2-3	2-3	0-0	0	0	0	1	6	4	1	0	0	0	0	28	
03	DRMIC, Anthony	11-19	6-12	2-4	1	2	3	4	30	0	2	0	0	0	0	26	
11	HANEY, Zach	0-1	0-0	1-2	1	0	1	3	1	0	0	0	0	0	0	6	
13	DUNCAN, Nick	1-3	0-1	2-4	0	1	1	5	4	4	1	0	0	0	0	26	
15	HUTCHISON, Chandler	0-1	0-0	0-0	0	0	0	0	0	0	0	1	0	0	0	6	
	Team				0	3	3										
	Totals	31-62	9-24	7-16	9	21	30	26	78	16	12	5	9	2	0	200	

FG % 1st Half: 13-26 50.0% 2nd half: 18-36 50.0% Game: 31-62 50.0% Deadball Rebounds 4
 3FG % 1st Half: 7-14 50.0% 2nd half: 2-10 20.0% Game: 9-24 37.5%
 FT % 1st Half: 4-5 80.0% 2nd half: 3-11 27.3% Game: 7-16 43.8%

New Mexico 80 • 16-10, 9-4 MW

##	Player	Total			3-Ptr			Rebounds			PF	TP	A	TO	Bk	Stl	Min
		FG-FGA	FG-FGA	FT-FTA	FG-FGA	FG-FGA	FT-FTA	Off	Def	Tot							
20	LOGWOOD, Sam	3-7	0-2	2-2	2	1	3	2	8	0	0	0	0	0	0	22	
32	WILLIAMS, Tim	4-8	0-0	10-13	0	6	6	3	18	0	2	4	0	0	0	31	
11	AGET, Objij	0-1	0-0	0-0	1	3	4	3	0	1	0	0	0	0	0	16	
01	NEAL, Cullen	3-8	2-3	0-0	0	2	2	3	8	2	4	0	3	1	0	19	
04	BROWN, Elijah	7-17	4-7	8-12	0	6	6	1	26	1	3	0	0	0	0	35	
03	HUNTER, Jordan	2-2	2-2	0-0	0	1	1	2	6	2	1	0	2	0	0	20	
14	KUIPER, Dane	2-4	1-2	2-2	1	1	2	1	7	2	1	1	1	1	1	18	
21	ADAMS, Xavier	2-4	0-1	3-4	2	0	2	3	7	2	1	0	0	0	0	23	
23	FURSTINGER, Joe	0-0	0-0	0-0	0	1	1	1	0	0	0	0	0	0	0	10	
25	JACOBS, Tim	0-0	0-0	0-0	0	1	1	0	0	0	0	0	1	0	0	6	
	Team				3	4	7										
	Totals	23-51	9-17	25-33	9	26	35	19	80	12	16	5	7	2	0	200	

FG % 1st Half: 14-28 50.0% 2nd half: 9-23 39.1% Game: 23-51 45.1% Deadball Rebounds 6,1
 3FG % 1st Half: 5-11 45.5% 2nd half: 4-6 66.7% Game: 9-17 52.9%
 FT % 1st Half: 9-11 81.8% 2nd half: 16-22 72.7% Game: 25-33 75.8%

Officials: Mike Reed, Michael Irving and Steve Olson
 Technical fouls: Boise State-None. New Mexico-None.
 Attendance: 12434

Score by periods	1st	2nd	Total
Boise State	37	41	78
New Mexico	42	38	80

Points	In	Off	2nd	Fast	Bench
BSU	Paint	T/O	Chance	Break	
NM	44	19	18	8	35
	28	16	7	9	20

GM #27: AIR FORCE 76, NEW MEXICO 72
SAT., FEB. 20, 2016 * COLORADO SPRINGS, COLO.

New Mexico 72 • 16-11, 9-5 MW

##	Player	Total			3-Ptr			Rebounds			PF	TP	A	TO	Bk	Stl	Min
		FG-FGA	FG-FGA	FT-FTA	FG-FGA	FG-FGA	FT-FTA	Off	Def	Tot							
32	WILLIAMS, Tim	6-10	0-0	5-9	1	12	13	1	17	0	3	0	1	0	0	38	
11	AGET, Objij	0-0	0-0	0-0	2	2	4	3	0	0	2	0	0	0	0	11	
01	NEAL, Cullen	4-12	2-10	2-3	1	5	6	0	12	2	3	0	0	0	0	32	
04	BROWN, Elijah	10-20	7-17	5-8	0	4	4	1	32	2	5	0	2	3	7	37	
20	LOGWOOD, Sam	1-3	0-2	3-3	0	4	4	4	5	4	0	1	1	1	0	23	
03	HUNTER, Jordan	0-0	0-0	0-0	0	0	0	1	0	1	0	0	0	0	0	5	
14	KUIPER, Dane	0-6	0-3	0-0	0	2	2	5	0	3	1	0	0	0	0	15	
21	ADAMS, Xavier	0-1	0-1	0-0	0	0	0	5	0	2	3	0	2	0	0	21	
25	JACOBS, Tim	1-1	1-1	0-0	0	1	1	3	3	2	0	0	0	0	0	12	
31	MATHIS, Anthony	1-3	1-3	0-0	0	0	0	2	3	0	0	0	0	0	0	6	
	Team				2	0	2										
	Totals	23-56	11-37	15-23	6	30	36	25	72	16	17	1	6	2	0	200	

FG % 1st Half: 10-25 40.0% 2nd half: 13-31 41.9% Game: 23-56 41.1% Deadball Rebounds 2
 3FG % 1st Half: 6-17 35.3% 2nd half: 5-20 25.0% Game: 11-37 29.7%
 FT % 1st Half: 5-9 55.6% 2nd half: 10-14 71.4% Game: 15-23 65.2%

Air Force 76 • 14-14, 5-10 MW

##	Player	Total			3-Ptr			Rebounds			PF	TP	A	TO	Bk	Stl	Min
		FG-FGA	FG-FGA	FT-FTA	FG-FGA	FG-FGA	FT-FTA	Off	Def	Tot							
35	GRAHAM, Hayden	8-13	3-6	2-6	1	10	11	3	21	1	3	2	3	0	0	34	
33	TOOHEY, Frank	1-3	0-2	1-2	2	0	2	4	3	4	1	0	0	0	0	22	
02	SIPLES, C.J.	2-8	1-3	4-7	0	4	3	9	6	1	0	3	0	0	0	37	
05	KOCUR, Zach	5-10	1-4	2-2	2	6	8	3	13	3	2	0	0	0	0	38	
15	TUSS, Jacob	7-14	3-7	5-7	0	5	5	2	22	2	2	0	0	0	0	37	
11	TUSS, Joe	1-3	0-1	0-0	0	0	0	1	2	0	0	0	0	0	0	6	
24	JAMES, Dezmond	0-1	0-0	0-0	0	2	2	2	0	0	1	0	0	0	0	8	
25	BROEKHUIS, Kyle	0-0	0-0	0-0	1	2	3	1	0	1	1	0	1	0	0	8	
41	MOER, Zach	3-4	0-1	0-0	0	1	1	4	6	1	3	0	1	0			

GM #29: FRESNO STATE 92, NEW MEXICO 82
SAT., FEB. 27, 2016 * ALBUQUERQUE, N.M.

Fresno State 92 • 20-9, 11-5 MW

#	Player	Total			3-Ptr			Rebounds			PF	TP	A	TO	Blk	Stl	Min
		FG-FGA	FG-FGA	FT-FTA	FG-FGA	FG-FGA	FT-FTA	Off	Def	Tot							
04	EDO, Karachi	f	4-7	0-0	4-5	2	6	8	4	12	0	1	1	0	0	27	
13	RUSSO, Cullen	f	4-9	0-2	5-6	1	5	6	4	13	2	1	2	4	29		
00	LEWIS, Julien	g	8-11	5-6	0-0	0	2	2	1	21	2	2	0	2	36		
12	GUERRERO, Cezar	g	0-0	0-0	0-0	0	0	0	1	0	0	1	0	1	12		
23	HARRIS, Marvelle	g	10-22	1-6	11-17	0	3	3	3	32	10	0	2	3	40		
03	WATSON, Paul	f	0-1	0-1	0-0	0	0	0	0	0	0	0	0	0	3		
05	TAYLOR, Jahmel	f	3-7	3-7	0-0	1	1	2	3	9	1	0	2	30			
15	ELLISON, Lionel	f	0-0	0-0	0-0	0	0	0	0	0	0	0	0	0	3		
20	BITTNER, Sam	f	1-2	1-2	0-0	0	2	2	2	3	1	0	0	0	8		
34	CARTER, Terrell	f	0-1	0-0	2-2	0	1	1	4	2	0	1	0	0	12		
Team						1	0	1									
Totals			30-60	10-24	22-30	5	20	25	22	92	16	7	5	12	200		

FG % 1st Half: 15-30 50.0% 2nd half: 15-30 50.0% Game: 30-60 50.0% Deadball Rebounds
 3FG % 1st Half: 3-11 27.3% 2nd half: 7-13 53.8% Game: 10-24 41.7%
 FT % 1st Half: 8-12 66.7% 2nd half: 14-18 77.8% Game: 22-30 73.3%

New Mexico 82 • 16-13, 9-7 MW

#	Player	Total			3-Ptr			Rebounds			PF	TP	A	TO	Blk	Stl	Min
		FG-FGA	FG-FGA	FT-FTA	FG-FGA	FG-FGA	FT-FTA	Off	Def	Tot							
20	LOGWOOD, Sam	f	2-6	1-2	0-0	0	1	1	1	5	2	1	0	1	29		
32	WILLIAMS, Tim	f	7-9	0-0	4-8	1	5	6	4	18	0	4	1	1	35		
11	AGET, Objij	c	1-2	0-0	1-2	2	1	3	4	3	0	0	0	0	11		
01	NEAL, Cullen	g	2-6	0-2	5-6	1	4	5	9	2	3	0	0	0	38		
04	BROWN, Elijah	g	13-23	5-7	10-13	2	9	11	2	41	6	6	0	1	39		
14	KUIPER, Dane	g	0-1	0-0	0-0	0	0	0	2	0	1	0	0	0	11		
21	ADAMS, Xavier	f	2-4	0-1	0-0	0	1	1	3	4	1	2	0	0	13		
23	FURSTINGER, Joe	f	1-1	0-0	0-0	1	3	4	1	2	2	1	0	0	20		
25	JACOBS, Tim	f	0-0	0-0	0-0	0	1	1	0	0	1	1	0	0	4		
Team						1	1	2									
Totals			28-52	6-12	20-29	8	26	34	22	82	15	18	1	3	200		

FG % 1st Half: 15-24 62.5% 2nd half: 13-28 46.4% Game: 28-52 53.8% Deadball Rebounds
 3FG % 1st Half: 2-3 66.7% 2nd half: 4-9 44.4% Game: 6-12 50.0%
 FT % 1st Half: 11-12 91.7% 2nd half: 9-17 52.9% Game: 20-29 69.0%

Officials: Tommy Nunez, Shawn Lehigh, DG Nelson
 Technical fouls: Fresno State-None. New Mexico-None.
 Attendance: 13546

Score by periods	1st	2nd	Total
Fresno State	41	51	92
New Mexico	43	39	82

	In	Off	2nd	Fast	Bench
Points	Paint	T/O	Chance	Break	
FS	36	24	7	12	14
NM	40	12	16	13	6

GM #30: SAN DIEGO STATE 83, NEW MEXICO 56
TUE., MARCH 1, 2016 * ALBUQUERQUE, N.M.

SAN DIEGO STATE 83 • 22-8, 15-2 MW

#	Player	Total			3-Ptr			Rebounds			PF	TP	A	TO	Blk	Stl	Min
		FG-FGA	FG-FGA	FT-FTA	FG-FGA	FG-FGA	FT-FTA	Off	Def	Tot							
00	SPENCER, Skylar	f	1-3	0-0	0-0	1	2	3	2	2	1	0	1	1	20		
13	SHEPARD, Winston	f	4-13	0-2	1-4	2	3	5	4	9	3	3	0	0	26		
14	CHEATHAM, Zylan	f	2-2	0-0	5-6	0	4	4	3	9	1	0	2	30			
21	POPE, Malik	f	6-7	2-2	6-6	1	2	3	2	20	2	0	0	1	37		
12	KELL, Trey	g	3-7	3-4	6-6	0	2	2	0	15	0	2	1	1	25		
03	CHOL, Angelo	g	2-5	0-0	0-0	3	0	3	4	4	0	2	0	1	6		
04	ALLEN, Dakarai	f	4-6	1-3	2-2	0	4	4	3	11	2	1	1	1	25		
11	WILLIAMS, D'Erryl	f	0-0	0-0	0-0	0	1	1	0	0	0	0	0	0	2		
15	PEREZ, Ben	f	0-0	0-0	0-0	0	0	0	0	0	0	0	0	0	2		
20	SHRIGLEY, Matt	f	1-2	1-2	0-0	0	2	2	2	3	2	1	0	0	9		
22	U'U, Parker	f	0-0	0-0	0-0	0	1	1	1	0	1	0	0	0	2		
42	HEMSLEY, Jeremy	f	4-4	2-2	0-0	0	0	0	2	10	1	0	1	0	16		
Team						0	1	1									
Totals			27-49	9-15	20-24	7	22	29	23	83	13	11	6	7	200		

FG % 1st Half: 12-23 52.2% 2nd half: 15-26 57.7% Game: 27-49 55.1% Deadball Rebounds
 3FG % 1st Half: 6-10 60.0% 2nd half: 3-5 60.0% Game: 9-15 60.0%
 FT % 1st Half: 12-13 92.3% 2nd half: 8-11 72.7% Game: 20-24 83.3%

New Mexico 56 • 16-14, 9-8 MW

#	Player	Total			3-Ptr			Rebounds			PF	TP	A	TO	Blk	Stl	Min
		FG-FGA	FG-FGA	FT-FTA	FG-FGA	FG-FGA	FT-FTA	Off	Def	Tot							
20	LOGWOOD, Sam	f	3-6	0-1	0-0	0	2	2	2	6	1	1	0	1	29		
32	WILLIAMS, Tim	f	3-4	0-0	5-6	1	3	4	3	11	0	1	2	0	37		
11	AGET, Objij	c	1-2	0-0	2-2	0	2	2	4	4	1	2	0	0	19		
01	NEAL, Cullen	g	3-7	2-5	2-2	1	2	3	10	1	4	0	0	29			
04	BROWN, Elijah	g	2-14	2-6	12-13	1	2	3	0	18	2	6	0	1	34		
03	HUNTER, Jordan	f	0-0	0-0	0-0	0	0	0	0	0	0	1	0	0	2		
14	KUIPER, Dane	f	1-2	0-1	0-0	0	1	1	1	2	0	0	1	0	9		
21	ADAMS, Xavier	f	0-2	0-1	0-0	1	0	1	4	0	2	0	0	0	11		
23	JUOY, Connor	f	0-0	0-0	0-0	0	0	0	0	0	0	1	0	0	2		
22	FURSTINGER, Joe	f	0-0	0-0	2-2	0	1	1	1	2	0	0	0	0	11		
25	JACOBS, Tim	f	0-1	0-1	1-2	1	2	3	0	1	2	1	0	0	15		
34	NESSBITT, Michael	f	1-1	0-0	0-1	0	0	0	0	2	0	0	0	0	2		
Team						1	3	4									
Totals			14-39	4-15	24-28	6	17	23	18	56	7	20	3	2	200		

FG % 1st Half: 6-18 33.3% 2nd half: 8-21 38.1% Game: 14-39 35.9% Deadball Rebounds
 3FG % 1st Half: 3-8 37.5% 2nd half: 1-7 14.3% Game: 4-15 26.7%
 FT % 1st Half: 16-19 84.2% 2nd half: 8-9 88.9% Game: 24-28 85.7%

Officials: David Hall, Gery Pollard, Eric Curry
 Technical fouls: SAN DIEGO STATE-CHEATHAM, Zylan. New Mexico-TEAM.
 Attendance: 14540

Score by periods	1st	2nd	Total
SAN DIEGO STATE	42	41	83
New Mexico	31	25	56

	In	Off	2nd	Fast	Bench
Points	Paint	T/O	Chance	Break	
SOSU	30	31	8	7	28
NM	16	13	6	4	7

GM #31: NEW MEXICO 71, NEVADA 66
SAT., MARCH 5, 2016 * RENO, NEV.

New Mexico 71 • 17-14 (10-8 MW)

#	Player	Total			3-Ptr			Rebounds			PF	TP	A	TO	Blk	Stl	Min
		FG-FGA	FG-FGA	FT-FTA	FG-FGA	FG-FGA	FT-FTA	Off	Def	Tot							
20	LOGWOOD, Sam	f	2-5	0-0	2-3	0	7	7	1	6	1	1	1	0	27		
32	WILLIAMS, Tim	f	5-10	0-0	1-1	1	1	2	0	11	2	2	1	1	35		
11	AGET, Objij	c	5-10	0-0	2-3	5	9	14	0	12	0	1	2	0	33		
01	NEAL, Cullen	g	5-11	3-5	3-4	0	1	1	4	16	6	3	0	1	30		
04	BROWN, Elijah	g	5-15	1-6	6-8	1	7	8	3	17	3	6	0	2	34		
14	KUIPER, Dane	f	1-3	1-3	0-0	0	0	0	1	3	2	0	0	1	11		
21	ADAMS, Xavier	f	3-3	0-0	0-0	2	5	7	2	6	0	1	0	0	12		
25	JACOBS, Tim	f	0-0	0-0	0-0	0	2	2	3	0	2	1	0	0	18		
Team						2	1	3									
Totals			26-57	5-14	14-19	11	33	44	14	71	16	15	4	5	200		

FG % 1st Half: 16-35 45.7% 2nd half: 10-22 45.5% Game: 26-57 45.6% Deadball Rebounds
 3FG % 1st Half: 5-9 55.6% 2nd half: 0-5 0.0% Game: 5-14 35.7%
 FT % 1st Half: 4-4 100.0 2nd half: 10-15 66.7% Game: 14-19 73.7%

Nevada 66 • 18-12 (10-8 MW)

#	Player	Total			3-Ptr			Rebounds			PF	TP	A	TO	Blk	Stl	Min
		FG-FGA	FG-FGA	FT-FTA	FG-FGA	FG-FGA	FT-FTA	Off	Def	Tot							
00	OLIVER, Cameron	f	6-10	1-3	0-0	2	4	6	3	13	2	3	2	2	31		
12	FOSTER, Elijah	f	1-3	0-0	1-2	2	3	5	2	3	2	0	0	0	24		
02	CRISWELL, Tyron	g	8-17	1-2	3-4	2	3	5	3	20	5	0	0	0	39		
14	DREW, Lindsey	g	1-6	0-3	0-3	2	0	2	2	4	2	1	2	28			
15	FENNER, D.J.	g	5-17	1-7	6-6	0	7	7	3	17	2	0	0	0	37		
04	ANDERSON, Juwan	f	0-1	0-1	0-0	0	0	0	0	0	0	0	0	0	8		
05	RODRIGUEZ, Kaileb	f	0-0	0-0	0-0	0	0	0	1	0	0	0	0	0	8		
20	CUNNINGHAM, David	f	1-1	0-1	0-0	0	1	1	1	0	0	0	0	0	4		
21	COOPER, Eric Jr.	f	4-13	2-6	1-1	1	1	2	0	11	0	1	0	0	21		
Team						1	1	2									
Totals			25-68	5-23	11-16	10	20	30	15	66	15	8	3	7	200		

FG % 1st Half: 12-30 40.0% 2nd half: 13-38 34.2% Game: 25-68 36.8% Deadball Rebounds
 3FG % 1st Half: 1-10 10.0% 2nd half: 4-13 30.8% Game: 5-23 21.7%
 FT % 1st Half: 3-8 37.5% 2nd half: 8-8 100.0 Game: 11-16 68.8%

Officials: Mike Reed, Brad Ferrie, Duane Allen
 Technical fouls: New Mexico-NEAL, Cullen. Nevada-None.
 Attendance: 7191
 Flagrant foul NM

THE 2015-16 LOBO MEN'S BASKETBALL MEDIA CHART



#0 J.J. N'Ganga
6-10 * 240 * Sr * 1VL * C
Aubervilliers, France
N. Oklahoma - Tonkawa



#1 Cullen Neal
6-5 * 195 * So * RS * G
Albuquerque, N.M.
Eldorado HS



#3 Jordan Hunter
5-11 * 180 * Fr * HS * G
Beaumont, Texas
Ozen HS



#4 Elijah Brown
6-4 * 200 * So * RS * G
Orange County, Calif.
Butler University



#11 Obij Aget
7-1 * 220 * Jr * 2VL * C
La Porte, Ind.
La Lumiere HS



#12 Devon Williams
6-8 * 205 * Jr * RS * G/F
Dallas, Texas
Woodrow Wilson HS



#14 Dane Kuiper
6-7 * 200 * Fr * HS * G/F
Wassilla, Alaska
Corona Del Sol HS (Ariz.)




#20 Sam Logwood
6-7 * 210 * So * 1VL * G/F
Indianapolis, Ind.
La Lumiere HS



#21 Xavier Adams
6-4 * 205 * So * 1VL * G
Flower Mound, Texas
Marcus HS




#22 Connor Joy
6-4 * 195 * Sr * HS * G
Rehoboth, N.M.
Rehoboth Christian HS



#23 Joe Furstinger
6-9 * 215 * Fr * 1VL * F
Rancho Santa Margarita, Calif.
Santa Margarita Catholic HS



#25 Tim Jacobs
6-0 * 200 * Sr * 1VL * G
Las Cruces, N.M.
Cochise College (Ariz.)




#30 Adam Cumber
6-2 * 185 * Fr * RS * G
Albuquerque, N.M.
Sandia HS



#31 Anthony Mathis
6-3 * 170 * Fr * HS * G
West Linn, Ore.
West Linn HS



#32 Tim Williams
6-8 * 240 * Jr * RS * F
Flossmoor, Ill.
Samford University



#33 Michael Nesbitt
6-7 * 220 * Sr * TR * F
Evansville, Ind.
Missouri S&T



Craig Neal
Head Coach
3rd Season as Head Coach
9th Season at UNM
Georgia Tech, 1988



Chris Harriman
Associate Head Coach
1st Season at UNM
Augusta State, 2003



Alan Huss
Assistant Coach
2nd Season at UNM
Creighton, 2002



Terrence Rencher
Assistant Coach
1st Season at UNM
Texas, 2007



Cody Hopkins
Director of Operations
2nd season at UNM
Northeastern St. (Okla.), 2006



Ben Sanders
Video Administrator
2nd season at UNM
Southwestern, 2009

THE 2015-16 LOBOS



J.J. N'Ganga 0
 6'10" - 240 lbs. - Senior - Center
 Aubervilliers, France (N. Oklahoma - Tonkawa)

NOTEWORTHY :

- Sitting out 2015-16 due to injury.

GAME-BY-GAME STATISTICS

SEASON HIGHS (2014-15)

Points: 9 vs. Boston College (11-20-14)
FG: 4 vs. Utah State (2-7-15)
FGA: 6 (2x) Last Time vs. Utah State (2-7-15)
3FG: N/A
3FGA: N/A
FT: 4 (2x) Last Time at UNLV (1-21-15)
FTA: 5 (2x) Last Time vs. Fresno State (12-31-14)
Rebounds: 7 at Utah State (1-10-15)
Assists: 2 at Colorado State (2-10-15)
Blocks: 2 vs. Boston College (11-20-14)
Steals: 1 at Grand Canyon (12-23-14)
Minutes Played: 25 vs. Boston College (11-20-14)

CAREER HIGHS

Points: 9 vs. Boston College (11-20-14)
FG: 4 vs. Utah State (2-7-15)
FGA: 6 (2x) Last Time vs. Utah State (2-7-15)
3FG: N/A
3FGA: N/A
FT: 4 (2x) Last Time at UNLV (1-21-15)
FTA: 5 (2x) Last Time vs. Fresno State (12-31-14)
Rebounds: 7 at Utah State (1-10-15)
Assists: 2 at Colorado State (2-10-15)
Blocks: 2 vs. Boston College (11-20-14)
Steals: 1 at Grand Canyon (12-23-14)
Minutes Played: 25 vs. Boston College (11-20-14)14

MISCELLANEOUS STATISTICS

	SEASON (2014-15)	CAREER
Led Team in Rebounding	2	2
Led Team in Blocks	2	2
Led Team in Steals	1	1

CAREER STATISTICS

Season	gp-gs	min/avg	Total		3-Point		F-Throws		Rebounds				Scoring							
			fg-fga	pct	fg-fga	pct	ft-fta	pct	off	def	tot	avg	pf	fo	ast	to	blk	stl	pts	avg
2014-15	29-0	344/11.9	36-61	.590	0-0	.000	22-36	.611	18	30	48	1.7	54	1	6	31	5	1	94	3.2
TOTAL	29-0	344/11.9	36-61	.590	0-0	.000	22-36	.611	18	30	48	1.7	54	1	6	31	5	1	94	3.2

THE 2015-16 LOBOS



Cullen Neal

6'5" - 195 lbs. - RS-Sophomore - Guard
Albuquerque, N.M. (Eldorado HS)

1

NOTEWORTHY :

- Will graduate this spring with a 3.8 cume GPA
- CoSIDA Academic All-District honoree
- NABC Good Works Team nominee
- Crossed 500 points for his career against Fresno State with 26
- Son of head coach Craig Neal

GAME-BY-GAME STATISTICS

SEASON HIGHS

#01 NEAL, Cullen

Opponent	Date	gs	min	Total		3-Pointers		Free throws		Rebounds				pf	a	tlo	blk	stl	pts	avg	
				fg-fga	pct	3fg-fga	pct	ft-fa	pct	off	def	tot	avg								
TEXAS SOUTHERN	11/13/15	*	31	8-15	.533	2-6	.333	4-4	1.000	0	2	2	2.0	1	4	3	0	2	22	22.0	
at New Mexico State	11/15/15	*	36	6-16	.375	2-5	.400	4-4	1.000	0	5	5	3.5	3	2	3	0	0	18	20.0	
LOYOLA-CHICAGO	11/18/15	*	31	3-8	.375	2-5	.400	1-2	.500	0	4	4	3.7	1	4	3	0	0	9	16.3	
at USC	11/21/15	*	26	4-17	.235	3-7	.429	1-2	.500	0	1	1	3.0	5	4	1	0	1	12	15.3	
NICHOLLS STATE	11/25/15	*	29	5-18	.278	2-9	.222	0-2	.000	0	3	3	3.0	3	5	1	0	1	12	14.6	
ORAL ROBERTS	12/1/15	*	35	10-20	.500	4-7	.571	5-6	.833	0	2	2	2.8	2	7	4	0	1	29	17.0	
at Purdue	12/05/15	*	32	6-16	.375	2-6	.333	2-3	.667	0	3	3	2.9	4	5	3	0	1	16	16.9	
NORTHERN IOWA	12/12/15	*	32	1-11	.091	0-5	.000	0-1	.000	0	2	2	2.8	1	5	2	0	0	2	15.0	
NEW MEXICO STATE	12/16/15	*	34	4-11	.364	3-7	.429	2-2	1.000	0	4	4	2.9	2	9	3	0	1	13	14.8	
RICE	12/19/15	*	25	6-11	.545	2-3	.667	2-5	.400	1	1	2	2.8	5	7	5	0	1	16	14.9	
vs Auburn	12-22-15	*	38	6-17	.353	4-10	.400	5-6	.833	0	3	3	2.8	4	3	4	0	2	21	15.5	
vs BYU	12-23-15	*	24	4-7	.571	2-3	.667	4-4	1.000	0	3	3	2.8	4	2	8	0	0	14	15.3	
vs Washington State	12-25-15	*	8	0-3	.000	0-1	.000	0-0	.000	0	0	0	2.6	1	0	5	0	0	0	14.2	
NEVADA	12/30/15	*	38	3-13	.231	1-4	.250	4-6	.667	0	2	2	2.6	3	6	5	0	1	11	13.9	
at Fresno State	01/02/16	*	35	7-14	.500	4-9	.444	8-10	.800	1	4	5	2.7	3	3	5	0	1	26	14.7	
UTAH STATE	01/09/16	*	31	3-10	.300	2-7	.286	4-4	1.000	1	4	5	2.9	1	6	4	0	4	12	14.6	
at UNLV	01/12/16	*	36	2-10	.200	2-5	.400	8-10	.800	1	2	3	2.9	2	3	3	0	0	14	14.5	
WYOMING	1/16/16	*	29	5-10	.500	0-3	.000	3-8	.375	0	2	2	2.8	3	1	3	0	0	13	14.4	
at San José State	1/23/16	dnp	-	-	-	-	-	-	-	-	-	-	-	-	-	-	-	-	-	-	
AIR FORCE	1/27/16	*	20	4-7	.571	1-3	.333	0-1	.000	0	2	2	2.8	5	5	2	0	0	9	14.2	
at Boise State	01/30/16	*	29	4-9	.444	2-6	.333	4-4	1.000	0	1	1	2.7	4	1	1	0	0	14	14.2	
UNLV	2/2/16	*	33	3-12	.250	1-6	.167	4-5	.800	0	6	6	2.9	1	4	3	0	0	11	14.0	
at SAN DIEGO STATE	02-06-16	*	40	3-12	.250	0-3	.000	1-2	.500	2	2	4	2.9	2	2	2	0	2	7	13.7	
at Utah State	02/09/16	*	31	2-10	.200	0-4	.000	1-3	.333	1	2	3	2.9	4	5	3	0	1	5	13.3	
SAN JOSÉ STATE	02/13/16	*	20	1-6	.167	0-5	.000	4-4	1.000	0	0	0	2.8	5	3	2	0	0	6	13.0	
BOISE STATE	2/17/16	*	19	3-8	.375	2-3	.667	0-0	.000	0	2	2	2.8	3	2	4	0	3	8	12.8	
at Air Force	2/20/16	*	32	4-12	.333	2-10	.200	2-3	.667	1	5	6	2.9	0	2	3	0	0	12	12.8	
at Colorado State	2/23/16	*	34	2-7	.286	2-3	.667	4-4	1.000	0	1	1	2.8	4	4	3	0	0	10	12.7	
FRESNO STATE	02/27/16	*	38	2-6	.333	0-2	.000	5-6	.833	1	4	5	2.9	5	2	3	0	0	9	12.5	
SAN DIEGO STATE	3/1/16	*	29	3-7	.429	2-5	.400	2-2	1.000	1	1	2	2.9	3	1	4	0	0	10	12.4	
at Nevada	03/05/16	*	30	5-11	.455	3-5	.600	3-4	.750	0	1	1	2.8	4	6	3	0	1	16	12.6	
vs Nevada	03/10/16	*	32	1-9	.111	1-5	.200	0-0	.000	1	1	2	2.8	2	1	3	0	2	3	12.3	
Totals			31	937	120-343	.350	53-162	.327	87-117	.744	11	75	86	2.8	90	114	101	0	25	380	12.3

Games played: 31
Minutes/game: 30.2
Points/game: 12.3
FG Pct: 35.0
3FG Pct: 32.7
FT Pct: 74.4

Rebounds/game: 2.8
Assists/game: 3.7
Turnovers/game: 3.3
Assist/turnover ratio: 1.1
Steals/game: 0.8

Points: 29 vs. Oral Roberts (12-1-15)
FG: 10 vs. Oral Roberts (12-1-15)
FGA: 20 vs. Oral Roberts (12-1-15)
3FG: 4, Three times
3FGA: 10, Twice
FT: 8, Twice
FTA: 10, Twice
Rebounds: 6, Twice
Assists: 9 vs. New Mexico State (12-16-16)
Blocks:
Steals: 4 vs. Utah State (1-9-16)
Minutes Played: 40 at San Diego State (2-6-16)

CAREER HIGHS

Points: 29 vs. Oral Roberts (12-1-15)
FG: 10 vs. Oral Roberts (12-1-15)
FGA: 20 vs. Oral Roberts (12-1-15)
3FG: 6 vs. Marquette (12-21-13)
3FGA: 10 (3x) Last Time at Air Force (2-20-16)
FT: 8 (3x) Last Time at UNLV (1-12-16)
FTA: 10 (3x) Last Time at UNLV (1-12-16)
Rebounds: 6 (2x) Last Time at Air Force (2-20-16)
Assists: 9 vs. New Mexico State (12-16-16)
Blocks: N/A
Steals: 4 vs. Utah State (1-9-16)
Minutes Played: 40 at San Diego State (2-6-16)

MISCELLANEOUS STATISTICS

	SEASON	CAREER
Double-Digit Scoring	22	33
20+ Point Scoring	4	7
Led Team in Scoring	3	7
Led Team in Assists	19	22
Led Team in Steals	6	7

CAREER STATISTICS

Season	gp-gs	min/avg	Total		3-Point		F-Throws		Rebounds				Scoring							
			fg-fga	pct	fg-fga	pct	ft-fa	pct	off	def	tot	avg	pf	fo	ast	to	blk	stl	pts	avg
2013-14	34-3	677/19.9	75-201	.373	42-117	.359	51-71	.718	9	49	58	1.7	80	1	65	64	0	12	243	7.1
2014-15	3-3	89/29.7	13-35	.371	8-16	.500	17-20	.850	0	4	4	1.3	7	0	11	7	0	2	51	17.0
2015-16	31-31	937/30.2	120-343	.350	53-162	.327	87-117	.744	11	75	86	2.8	90	5	114	101	0	25	380	12.3
TOTAL	68-37	1703/25.0	208-579	.359	103-295	.349	155-208	.745	20	128	148	2.2	177	6	190	172	0	39	674	9.9

THE 2015-16 LOBOS



Jordan Hunter

3

5'11" - 180 lbs. - Freshman - Guard
Beaumont, Texas (Ozen HS)

NOTEWORTHY :

- Made first start of any freshman this season against San Jose State
- Sored 10 against Washington State, first freshman to hit double-digit scoring this season
- District Co-MVP as a senior in high school
- Reached the championship game of the 2015 Texas 5A state tournament

GAME-BY-GAME STATISTICS

SEASON HIGHS

#03 HUNTER, Jordan

Opponent	Date	gs	min	Total		3-Pointers		Free throws		Rebounds				pf	a	t/o	blk	stl	pts	avg
				fg-fga	pct	3fg-fga	pct	ft-fga	pct	off	def	tot	avg							
TEXAS SOUTHERN	11/13/15	5	0-1	.000	0-0	.000	0-0	.000	0	0	0	0.0	0	1	0	0	0	0	0.0	
at New Mexico State	11/15/15	4	1-1	1.000	1-1	1.000	0-0	.000	0	1	1	0.5	0	1	0	0	0	3	1.5	
LOYOLA-CHICAGO	11/18/15	11	1-2	.500	0-1	.000	0-0	.000	0	1	1	0.7	0	2	1	0	0	2	1.7	
at USC	11/21/15	2	0-0	.000	0-0	.000	0-0	.000	0	1	1	0.8	0	0	1	0	0	0	1.3	
NICHOLLS STATE	11/25/15	2	1-1	1.000	0-0	.000	0-0	.000	0	1	1	0.8	0	0	1	0	0	2	1.4	
ORAL ROBERTS	12/1/15	4	1-2	.500	0-1	.000	0-0	.000	0	0	0	0.7	0	1	0	0	0	2	1.5	
at Purdue	12/05/15	9	0-1	.000	0-0	.000	0-1	.000	0	0	0	0.6	0	3	1	0	1	0	1.3	
NORTHERN IOWA	12/12/15	15	2-3	.667	2-3	.667	0-0	.000	0	2	2	0.8	1	1	1	1	0	6	1.9	
NEW MEXICO STATE	12/16/15	3	0-2	.000	0-0	.000	0-0	.000	0	1	1	0.8	1	0	0	0	1	0	1.7	
RICE	12/19/15	6	2-4	.500	1-3	.333	0-0	.000	0	1	1	0.8	2	1	3	0	0	5	2.0	
vs Auburn	12-22-15	dnp	-	-	-	-	-	-	-	-	-	-	-	-	-	-	-	-	-	
vs BYU	12-23-15	16	1-2	.500	0-0	.000	0-0	.000	0	1	1	0.8	1	1	2	0	0	2	2.0	
vs Washington State	12-25-15	28	3-6	.500	0-3	.000	4-5	.800	0	2	2	0.9	0	2	0	1	10	2.7		
NEVADA	12/30/15	9	0-1	.000	0-0	.000	0-0	.000	0	0	0	0.8	2	2	1	0	0	0	2.5	
at Fresno State	01/02/16	10	1-2	.500	1-1	1.000	0-0	.000	1	2	3	1.0	0	1	2	0	1	3	2.5	
UTAH STATE	01/09/16	7	2-2	1.000	0-0	.000	0-0	.000	0	3	3	1.1	0	1	1	0	3	4	2.6	
at UNLV	01/12/16	8	1-3	.333	0-0	.000	0-0	.000	0	0	0	1.1	0	1	0	0	0	2	2.6	
WYOMING	1/16/16	6	0-0	.000	0-0	.000	0-0	.000	0	2	2	1.1	1	1	0	0	0	0	2.4	
at San José State	1/23/16	18	2-3	.667	1-2	.500	0-0	.000	0	0	0	1.1	3	2	2	0	1	5	2.6	
AIR FORCE	1/27/16	11	0-0	.000	0-0	.000	0-0	.000	1	1	2	1.1	1	2	1	0	0	0	2.4	
at Boise State	01/30/16	15	2-3	.667	1-2	.500	0-0	.000	0	0	0	1.1	3	2	1	0	0	5	2.6	
UNLV	2/2/16	8	0-3	.000	0-0	.000	0-0	.000	1	0	1	1.0	0	1	0	0	1	0	2.4	
at SAN DIEGO STATE	02-06-16	8	1-4	.250	1-2	.500	0-0	.000	0	1	1	1.0	2	1	1	0	1	3	2.5	
at Utah State	02/09/16	3	0-2	.000	0-1	.000	0-0	.000	0	0	0	1.0	0	1	2	0	0	0	2.3	
SAN JOSÉ STATE	02/13/16	11	0-2	.000	0-1	.000	1-2	.500	0	1	1	1.0	1	2	1	0	1	1	2.3	
BOISE STATE	2/17/16	20	2-2	1.000	2-2	1.000	0-0	.000	0	1	1	1.0	2	2	1	0	2	6	2.4	
at Air Force	2/20/16	5	0-0	.000	0-0	.000	0-0	.000	0	0	0	1.0	1	1	0	0	0	0	2.3	
at Colorado State	2/23/16	7	0-1	.000	0-1	.000	2-2	1.000	0	1	1	1.0	1	0	2	0	1	2	2.3	
FRESNO STATE	02/27/16	dnp	-	-	-	-	-	-	-	-	-	-	-	-	-	-	-	-	-	
SAN DIEGO STATE	3/1/16	2	0-0	.000	0-0	.000	0-0	.000	0	0	0	0.9	0	0	1	0	0	0	2.3	
at Nevada	03/05/16	dnp	-	-	-	-	-	-	-	-	-	-	-	-	-	-	-	-	-	
Totals		1	253	23-53	.434	10-24	.417	7-10	.700	3	23	26	0.9	22	31	26	1	14	63	2.3

Games played: 28
Minutes/game: 9.0
Points/game: 2.3
FG Pct: 43.4
3FG Pct: 41.7
FT Pct: 70.0

Rebounds/game: 0.9
Assists/game: 1.1
Turnovers/game: 0.9
Assist/turnover ratio: 1.2
Steals/game: 0.5
Blocks/game: 0.0

- Points: 10 vs. Washington State (12-25-15)
- FG: 3 vs. Washington State (12-25-15)
- FGA: 5 vs. Washington State (12-25-15)
- 3FG: 2, Twice
- 3FGA: 3, Three times
- FT: 4 vs. Washington State (12-25-15)
- FTA: 5 vs. Washington State (12-25-15)
- Rebounds: 3, Twice
- Assists: 2, Five times
- Blocks: 1 vs. Northern Iowa (12-12-15)
- Steals: 3 vs. Utah State (1-9-16)
- Minutes Played: 28 vs. Washington State (12-25-15)

CAREER HIGHS

MISCELLANEOUS STATISTICS

	SEASON	CAREER
Double-Digit Scoring	1	1
Led Team in Blocks	1	1
Led Team in Assists	1	1

CAREER STATISTICS

Season	gp-gs	min/avg	Total		3-Point		F-Throws		Rebounds				Scoring							
			fg-fga	pct	fg-fga	pct	ft-fga	pct	off	def	tot	avg	pf	fo	ast	to	blk	stl	pts	avg
2015-16	28-1	253/9.0	23-53	.434	10-24	.417	7-10	.700	3	23	26	0.9	22	0	31	26	1	14	63	2.3
TOTAL	28-1	253/9.0	23-53	.434	10-24	.417	7-10	.700	3	23	26	0.9	22	0	31	26	1	14	63	2.3



Elijah Brown

4

6'4" - 200 lbs. - RS-Sophomore - Guard
Orange County, Calif. (Butler)

NOTEWORTHY :

- 3x Mountain West Conference Player of the Week
- 41 Against Fresno State is most in WisePies Arena since 2003
- 33 points against San Jose State is school record off the bench
- 15-for-15 FT shooting vs. Nevada was one short of school record
- Son of former NBA head coach Mike Brown

GAME-BY-GAME STATISTICS

SEASON HIGHS

#04 BROWN, Elijah

Opponent	Date	gs	min	Total		3-Pointers		Free throws		Rebounds							pts	avg			
				fg-fga	pct	3fg-fga	pct	ft-fa	pct	off	def	tot	avg	pf	a	t/o			blk	stl	
TEXAS SOUTHERN	11/13/15	*	24	6-9	.667	2-5	.400	2-3	.667	1	2	3	3.0	2	6	1	1	1	16	16.0	
at New Mexico State	11/15/15	*	35	8-17	.471	2-7	.286	13-14	.929	2	4	6	4.5	2	2	2	0	0	31	23.5	
LOYOLA-CHICAGO	11/18/15	*	30	2-6	.333	0-3	.000	2-2	1.000	0	5	5	4.7	2	3	4	0	1	6	17.7	
at USC	11/21/15	*	36	6-21	.286	4-12	.333	2-2	1.000	0	5	5	4.8	2	0	0	0	1	18	17.8	
NICHOLLS STATE	11/25/15	*	30	5-12	.417	2-9	.222	6-6	1.000	2	7	9	5.6	2	5	2	0	2	18	17.8	
ORAL ROBERTS	12/1/15	*	34	5-12	.417	4-9	.444	1-2	.500	2	5	7	5.8	2	5	1	0	2	15	17.3	
at Purdue	12/05/15	*	34	6-12	.500	3-5	.600	6-7	.857	0	4	4	5.6	2	3	5	0	1	21	17.9	
NORTHERN IOWA	12/12/15	*	38	9-15	.600	2-6	.333	5-6	.833	0	7	7	5.8	2	2	1	0	1	25	18.8	
NEW MEXICO STATE	12/16/15	*	34	7-14	.500	3-6	.500	3-5	.600	1	7	8	6.0	1	6	2	0	1	20	18.9	
RICE	12/19/15	*	30	5-13	.385	3-9	.333	8-9	.889	0	5	5	5.9	2	2	3	0	1	21	19.1	
vs Auburn	12-22-15	*	35	10-17	.588	6-9	.667	7-9	.778	0	7	7	6.0	4	0	5	0	1	33	20.4	
vs BYU	12-23-15	*	33	3-11	.273	2-6	.333	8-10	.800	0	3	3	5.8	2	2	1	0	0	16	20.0	
vs Washington State	12-25-15	*	35	4-14	.286	0-4	.000	7-8	.875	1	6	7	5.8	2	2	5	0	1	15	19.6	
NEVADA	12/30/15	*	37	4-12	.333	1-5	.200	15-15	1.000	1	4	5	5.8	2	4	5	0	3	24	19.9	
at Fresno State	01/02/16	*	25	2-4	.500	1-3	.333	7-7	1.000	0	3	3	5.6	3	3	6	0	0	12	19.4	
UTAH STATE	01/09/16	*	33	6-10	.600	2-4	.500	4-4	1.000	0	6	6	5.6	2	5	2	0	0	18	19.3	
at UNLV	01/12/16	*	37	10-20	.500	3-7	.429	1-2	.500	0	10	10	5.9	3	1	0	0	1	24	19.6	
WYOMING	1/16/16	*	24	4-9	.444	1-3	.333	4-7	.571	1	4	5	5.8	4	0	2	0	1	13	19.2	
at San Jose State	1/23/16	*	28	10-15	.667	4-5	.800	9-9	1.000	1	5	6	5.8	4	0	2	4	2	33	19.9	
AIR FORCE	1/27/16	*	25	5-8	.625	4-6	.667	3-5	.600	0	3	3	5.7	2	2	5	0	0	17	19.8	
at Boise State	01/30/16	*	37	7-15	.467	4-7	.571	12-14	.857	1	4	5	5.7	0	5	3	0	0	30	20.3	
UNLV	2/2/16	*	39	6-16	.375	2-6	.333	12-12	1.000	3	2	5	5.6	1	4	6	0	2	26	20.5	
at SAN DIEGO STATE	02-06-16	*	43	4-20	.200	3-12	.250	12-14	.857	1	3	4	5.6	1	5	1	0	1	23	20.7	
at Utah State	02/09/16	*	34	7-16	.438	4-10	.400	4-4	1.000	0	1	1	5.4	4	5	1	0	1	22	20.7	
SAN JOSE STATE	02/13/16	*	34	5-15	.333	2-7	.286	9-10	.900	1	2	3	5.3	3	4	4	1	2	21	20.7	
BOISE STATE	2/17/16	*	35	7-17	.412	4-7	.571	8-12	.667	0	6	6	5.3	1	1	3	0	0	26	20.9	
at Air Force	2/20/16	*	37	10-20	.500	7-17	.412	5-8	.625	0	4	4	5.3	1	2	5	0	2	32	21.3	
at Colorado State	2/23/16	*	37	5-16	.313	2-10	.200	4-4	1.000	0	5	5	5.3	2	6	5	0	1	16	21.1	
FRESNO STATE	02/27/16	*	39	13-23	.565	5-7	.714	10-13	.769	2	9	11	5.4	2	6	6	0	1	41	21.8	
SAN DIEGO STATE	3/1/16	*	34	2-14	.143	2-6	.333	12-13	.923	1	2	3	5.4	0	2	6	0	1	18	21.7	
at Nevada	03/05/16	*	34	5-15	.333	1-6	.167	6-8	.750	1	7	8	5.5	3	3	6	0	2	17	21.5	
vs Nevada	03/10/16	*	38	6-15	.400	4-8	.500	10-11	.909	0	7	7	5.5	1	2	7	0	2	26	21.7	
Totals			29	1078	194-453	.428	89-226	.394	217-255	.851	22	154	176	5.5	64	100	109	2	35	694	21.7

Games played: 32
Minutes/game: 33.7
Points/game: 21.7
FG Pct: 42.8
3FG Pct: 39.4
FT Pct: 85.1

Rebounds/game: 5.5
Assists/game: 3.1
Turnovers/game: 3.4
Assist/turnover ratio: 0.9
Steals/game: 1.1
Blocks/game: 0.1

- Points: 41 vs. Fresno State (2-27-16)
- FG: 11 vs. Fresno State (2-27-16)
- FGA: 23 vs. Fresno State (2-27-16)
- 3FG: 7 at Air Force (2-20-16)
- 3FGA: 13 at Air Force (2-20-16)
- FT: 15 vs. Nevada (12-30-15)
- FTA: 15 vs. Nevada (12-30-15)
- Rebounds: 11 vs. Fresno State (2-27-16)
- Assists: 6, Four times
- Blocks: 1, Twice
- Steals: 3 vs. Nevada (12-30-15)
- Minutes Played: 43 at San Diego State (2-6-16)

CAREER HIGHS

MISCELLANEOUS STATISTICS

	SEASON	CAREER
30+ Scoring	6	6
20+ Scoring	18	18
10+ Rebounds	2	2
Double-Doubles	2	2
Double-Digit Scoring	31	31
Led Team in Scoring	22	22
Led Team in Assists	13	13
Led Team in Rebounds	7	7
Led Team in Steals	15	15

CAREER STATISTICS

Season	gp-gs	min/avg	Total		3-Point		F-Throws		Rebounds				Scoring							
			fg-fga	pct	fg-fga	pct	ft-fa	pct	off	def	tot	avg	pf	fo	ast	to	blk	stl	pts	avg
2015-16	32-29	1078/33.7	194-453	.428	89-226	.394	217-255	.851	22	154	176	5.5	64	0	100	109	2	35	694	21.7
TOTAL	32-29	1078/33.7	194-453	.428	89-226	.394	217-255	.851	22	154	176	5.5	64	0	100	109	2	35	694	21.7

THE 2015-16 LOBOS



Obij Aget

7'1" - 220 lbs. - Junior - Center
Juba, South Sudan (La Lumiere HS)

11

NOTEWORTHY :

- 64 percent shooter
- Six games with perfect field goal percentage
- Academic All-MW selection
- From a family of 12 children

GAME-BY-GAME STATISTICS

SEASON HIGHS

#11 AGET, Obij

Opponent	Date	gs	min	Total		3-Pointers		Free throws		Rebounds				pf	a	t/o	blk	stl	pts	avg
				fg-fga	pct	3fg-fga	pct	ft-fa	pct	off	def	tot	avg							
TEXAS SOUTHERN	11/13/15	15	22	1,000	0-0	.000	2-2	1,000	3	3	6	6.0	1	0	2	1	0	6	6.0	
at New Mexico State	11/15/15	* 32	3-5	.600	0-0	.000	0-0	.000	4	2	6	6.0	5	0	1	0	0	6	6.0	
LOYOLA-CHICAGO	11/18/15	* 20	4-5	.800	0-0	.000	0-0	.000	1	7	8	6.7	3	1	1	1	0	8	6.7	
at USC	11/21/15	* 39	5-8	.625	0-0	.000	1-2	.500	6	5	11	7.8	2	0	1	4	0	11	7.8	
NICHOLLS STATE	11/25/15	* 16	3-3	1,000	0-0	.000	3-4	.750	2	6	8	7.8	1	0	0	0	0	9	8.0	
ORAL ROBERTS	12/1/15	* 21	2-3	.667	0-0	.000	2-2	1,000	1	2	3	7.0	4	0	4	0	0	6	7.7	
at Purdue	12/05/15	* 10	3-3	1,000	0-0	.000	1-2	.500	0	2	2	6.3	5	0	1	1	0	7	7.6	
NORTHERN IOWA	12/12/15	* 26	3-4	.750	0-0	.000	2-3	.667	2	2	4	6.0	4	0	1	0	0	8	7.6	
NEW MEXICO STATE	12/16/15	* 22	3-3	1,000	0-0	.000	1-1	1,000	0	1	1	5.4	3	0	0	2	1	7	7.6	
RICE	12/19/15	* 22	3-5	.600	0-0	.000	5-8	.625	2	5	7	5.6	2	2	2	5	0	11	7.9	
vs Auburn	12-22-15	* 34	2-2	1,000	0-0	.000	3-4	.750	2	7	9	5.9	2	0	2	2	0	7	7.8	
vs BYU	12-23-15	* 16	1-4	.250	0-0	.000	0-0	.000	3	1	4	5.8	4	0	2	0	0	2	7.3	
vs Washington State	12-25-15	* 32	2-5	.400	0-0	.000	0-0	.000	4	2	6	5.8	2	1	4	2	1	4	7.1	
NEVADA	12/30/15	* 33	7-9	.778	0-0	.000	0-1	.000	6	5	11	6.1	2	0	2	3	3	14	7.6	
at Fresno State	01/02/16	* 30	5-8	.625	0-0	.000	0-0	.000	2	8	10	6.4	4	1	1	3	0	10	7.7	
UTAH STATE	01/09/16	* 25	3-6	.500	0-0	.000	0-0	.000	3	3	6	6.4	2	0	3	1	0	6	7.6	
at UNLV	01/12/16	* 25	4-7	.571	0-0	.000	3-4	.750	3	5	8	6.5	4	0	2	1	0	11	7.8	
WYOMING	1/16/16	* 26	5-8	.625	0-0	.000	1-2	.500	2	3	5	6.4	4	1	1	1	0	11	8.0	
at San José State	1/23/16	* 17	3-3	1,000	0-0	.000	0-0	.000	2	3	5	6.3	3	0	1	0	0	6	7.9	
AIR FORCE	1/27/16	* 18	0-2	.000	0-0	.000	0-0	.000	0	0	0	6.0	3	2	1	1	1	0	7.5	
at Boise State	01/30/16	* 25	3-5	.600	0-0	.000	0-0	.000	3	5	8	6.1	4	1	1	1	0	6	7.4	
UNLV	2/2/16	* 29	5-6	.833	0-0	.000	0-1	.000	1	6	7	6.1	3	0	0	2	0	10	7.5	
at SAN DIEGO STATE	02-06-16	* 19	3-4	.750	0-0	.000	0-0	.000	1	2	3	6.0	4	0	1	1	0	6	7.5	
at Utah State	02/09/16	* 22	1-2	.500	0-0	.000	0-0	.000	0	4	4	5.9	2	1	2	1	0	2	7.3	
SAN JOSÉ STATE	02/13/16	* 15	4-8	.500	0-0	.000	3-3	1,000	2	4	6	5.9	4	0	2	0	0	11	7.4	
BOISE STATE	2/17/16	* 16	0-1	.000	0-0	.000	0-0	.000	1	3	4	5.8	3	0	1	0	0	0	7.1	
at Air Force	2/20/16	* 11	0-0	.000	0-0	.000	2-2	1,000	2	2	4	5.8	3	0	2	0	0	0	6.9	
at Colorado State	2/23/16	* 31	3-4	.750	0-0	.000	2-2	1,000	1	4	5	5.8	2	0	2	1	1	8	6.9	
FRESNO STATE	02/27/16	* 11	1-2	.500	0-0	.000	1-2	.500	2	1	3	5.7	4	0	0	0	0	3	6.8	
SAN DIEGO STATE	3/1/16	* 19	1-2	.500	0-0	.000	2-2	1,000	0	2	2	5.5	4	1	2	0	0	4	6.7	
at Nevada	03/05/16	* 33	5-10	.500	0-0	.000	2-3	.667	5	9	14	5.8	0	0	1	2	0	12	6.8	
vs Nevada	03/10/16	* 14	0-0	.000	0-0	.000	0-0	.000	1	1	2	5.7	5	0	0	0	0	0	6.6	
Totals		32	724	89-139	.640	0-0	.000	34-48	.708	67	115	182	5.7	98	11	44	38	7	212	6.6

Games played: 32
Minutes/game: 22.6
Points/game: 6.6
FG Pct: 64.0
FT Pct: 70.8

Rebounds/game: 5.7
Assists/game: 0.3
Turnovers/game: 1.4
Assist/turnover ratio: 0.3
Steals/game: 0.2
Blocks/game: 1.2

Points: 14 vs. Nevada (12-30-15)

FG: 7 vs. Nevada (12-30-15)

FGA: 10 at Nevada (3-5-16)

3FG:

3FGA:

FT: 5 vs. Rice (12-19-15)

FTA: 8 vs. Rice (12-19-15)

Rebounds: 14 at Nevada (3-5-16)

Assists: 2, Twice

Blocks: 5 vs. Rice (12-19-15)

Steals: 3 vs. Nevada (12-30-15)

Minutes Played: 39 at USC (11-21-15)

CAREER HIGHS

Points: 14 (3x) Last Time vs. Nevada (12-30-15)

FG: 7 vs. Nevada (12-30-15)

FGA: 11 vs. Wyoming (3-7-15)

3FG: N/A

3FGA: N/A

FT: 5 (2x) Last Time vs. Rice (12-19-15)

FTA: 8 vs. Rice (12-19-15)

Rebounds: 14 at Nevada (3-5-16)

Assists: 2 (2x) Last Time vs. Air Force (1-27-16)

Blocks: 5 vs. Rice (12-19-15)

Steals: 3 (2x) Last Time vs. Nevada (12-30-15)

Minutes Played: 42 vs. Wyoming (3-7-15)

MISCELLANEOUS STATISTICS

	SEASON	CAREER
Led Team in Scoring		4
Double-Digit Scoring	9	17
10+ Rebounds	4	8
Double-Doubles	4	8
Led Team in Rebounding	8	20
Led Team in Blocks	14	31
Led Team in Steals	1	3

CAREER STATISTICS

Season	gp-gs	min/avg	Total		3-Point		F-Throws		Rebounds				Scoring							
			fg-fga	pct	fg-fga	pct	ft-fa	pct	off	def	tot	avg	pf	fo	ast	to	blk	stl	pts	avg
2013-14	28-2	176/6.3	14-26	.538	0-0	.000	7-13	.538	13	24	37	1.3	30	1	2	7	5	1	35	1.3
2014-15	31-31	765/24.7	81-145	.559	0-0	.000	50-77	.649	60	108	168	5.4	80	4	8	43	42	16	212	6.8
2015-16	32-32	724/22.6	89-139	.640	0-0	.000	34-48	.708	67	115	182	5.7	98	3	11	44	38	7	212	6.6
TOTAL	91-65	1665/18.3	184-310	.594	0-0	.000	91-138	.659	140	247	387	4.3	208	8	21	94	85	24	459	5.0

THE 2015-16 LOBOS



Devon Williams

12

6'8" - 210 lbs. - RS-Junior - Forward
Dallas, Texas (Woodrow Wilson HS)

NOTEWORTHY :

- Out due to injury
- Decorated prep career at Woodrow Wilson High School
- Academic All-MW selection
- Started 30 games at the forward position in 2014-15

GAME-BY-GAME STATISTICS

SEASON HIGHS

#12 WILLIAMS, Devon

Opponent	Date	gs	min	Total		3-Pointers		Free throws		Rebounds				pts	avg					
				fg-fga	pct	3fg-fga	pct	ft-fa	pct	off	def	tot	avg			pf	a	t/o	blk	stl
TEXAS SOUTHERN	11/13/15	14		0-0	.000	0-0	.000	2-4	.500	0	3	3	3.0	3	0	0	0	1	2	2.0
at New Mexico State	11/15/15	14		0-1	.000	0-0	.000	2-2	1.000	0	0	0	1.5	1	0	1	0	0	2	2.0
LOYOLA-CHICAGO	11/18/15	dnp		-	-	-	-	-	-	-	-	-	-	-	-	-	-	-	-	-
at USC	11/21/15	dnp		-	-	-	-	-	-	-	-	-	-	-	-	-	-	-	-	-
NICHOLLS STATE	11/25/15	dnp		-	-	-	-	-	-	-	-	-	-	-	-	-	-	-	-	-
ORAL ROBERTS	12/1/15	dnp		-	-	-	-	-	-	-	-	-	-	-	-	-	-	-	-	-
at Purdue	12/05/15	dnp		-	-	-	-	-	-	-	-	-	-	-	-	-	-	-	-	-
NORTHERN IOWA	12/12/15	dnp		-	-	-	-	-	-	-	-	-	-	-	-	-	-	-	-	-
NEW MEXICO STATE	12/16/15	dnp		-	-	-	-	-	-	-	-	-	-	-	-	-	-	-	-	-
RICE	12/19/15	dnp		-	-	-	-	-	-	-	-	-	-	-	-	-	-	-	-	-
vs Auburn	12-22-15	dnp		-	-	-	-	-	-	-	-	-	-	-	-	-	-	-	-	-
vs BYU	12-23-15	dnp		-	-	-	-	-	-	-	-	-	-	-	-	-	-	-	-	-
vs Washington State	12-25-15	dnp		-	-	-	-	-	-	-	-	-	-	-	-	-	-	-	-	-
NEVADA	12/30/15	dnp		-	-	-	-	-	-	-	-	-	-	-	-	-	-	-	-	-
at Fresno State	01/02/16	dnp		-	-	-	-	-	-	-	-	-	-	-	-	-	-	-	-	-
UTAH STATE	01/09/16	dnp		-	-	-	-	-	-	-	-	-	-	-	-	-	-	-	-	-
at UNLV	01/12/16	dnp		-	-	-	-	-	-	-	-	-	-	-	-	-	-	-	-	-
WYOMING	1/16/16	dnp		-	-	-	-	-	-	-	-	-	-	-	-	-	-	-	-	-
at San José State	1/23/16	dnp		-	-	-	-	-	-	-	-	-	-	-	-	-	-	-	-	-
AIR FORCE	1/27/16	dnp		-	-	-	-	-	-	-	-	-	-	-	-	-	-	-	-	-
at Boise State	01/30/16	dnp		-	-	-	-	-	-	-	-	-	-	-	-	-	-	-	-	-
UNLV	2/2/16	dnp		-	-	-	-	-	-	-	-	-	-	-	-	-	-	-	-	-
at Utah State	02/09/16	dnp		-	-	-	-	-	-	-	-	-	-	-	-	-	-	-	-	-
SAN JOSÉ STATE	02/13/16	dnp		-	-	-	-	-	-	-	-	-	-	-	-	-	-	-	-	-
BOISE STATE	2/17/16	dnp		-	-	-	-	-	-	-	-	-	-	-	-	-	-	-	-	-
at Air Force	2/20/16	dnp		-	-	-	-	-	-	-	-	-	-	-	-	-	-	-	-	-
at Colorado State	2/23/16	dnp		-	-	-	-	-	-	-	-	-	-	-	-	-	-	-	-	-
FRESNO STATE	02/27/16	dnp		-	-	-	-	-	-	-	-	-	-	-	-	-	-	-	-	-
SAN DIEGO STATE	3/1/16	dnp		-	-	-	-	-	-	-	-	-	-	-	-	-	-	-	-	-
at Nevada	03/05/16	dnp		-	-	-	-	-	-	-	-	-	-	-	-	-	-	-	-	-
Totals		0	28	0-1	.000	0-0	.000	4-6	.667	0	3	3	1.5	4	0	1	0	1	4	2.0

Games played: 2
Minutes/game: 14.0
Points/game: 2.0
FG Pct: 0.0
FT Pct: 66.7

Rebounds/game: 1.5
Turnovers/game: 0.5
Steals/game: 0.5

Points: 2, Twice

FG:

FGA: 1 at New Mexico State (11-15-15)

3FG:

3FGA:

FT: 2, Twice

FTA: 4 vs. Texas Southern (11-13-15)

Rebounds: 3 vs. Texas Southern (11-13-15)

Assists:

Blocks:

Steals: 1 vs. Texas Southern (11-13-15)

Minutes Played: 14, Twice

CAREER HIGHS

Points: 15 vs. USC (11-30-14)

FG: 7 vs. Wyoming (3-7-15)

FGA: 11 (2x) Last Time vs. Wyoming (3-7-15)

3FG: 1 (5x) Last Time at Wyoming (1-24-15)

3FGA: 5 vs. USC (11-30-14)

FT: 5 (2x) Last Time vs. UNLV (2-21-15)

FTA: 6 (4x) Last Time vs. UNLV (2-21-15)

Rebounds: 10 vs. USC (11-30-14)

Assists: 2 (5x) Last Time vs. Wyoming (3-7-15)

Blocks: 3 (2x) Last Time vs. San Diego State (2-17-15)

Steals: 3 vs. Fresno State (12-31-14)

Minutes Played: 36 (2x) Last Time vs. Wyoming (3-7-15)

MISCELLANEOUS STATISTICS

SEASON

CAREER

Double-Digit Scoring

10+ Rebounds

Double-Doubles

Led Team in Scoring

Led Team in Rebounding

Led Team in Blocks

Led Team in Steals

Led Team in Assists

7

1

1

2

2

6

4

1

CAREER STATISTICS

Season	gp-gs	min/avg	Total		3-Point		F-Throws		Rebounds				Scoring							
			fg-fga	pct	fg-fga	pct	ft-fa	pct	off	def	tot	avg	pf	fo	ast	to	blk	stl	pts	avg
2013-14	5-0	8/1.6	1-1	1.000	0-0	.000	0-0	.000	1	1	2	0.4	6	0	1	1	0	0	2	0.4
2014-15	31-30	701/22.6	75-164	.457	5-19	.263	53-76	.697	48	56	104	3.4	63	1	20	46	20	17	208	6.7
2015-16	2-0	28/14.0	0-1	.000	0-0	.000	4-6	.667	0	3	3	1.5	4	0	0	1	0	1	4	2.0
TOTAL	38-30	737/19.4	76-166	.458	5-19	.263	57-82	.695	49	60	109	2.9	73	1	21	48	20	18	214	5.6

THE 2015-16 LOBOS



Dane Kuiper

14

6'7" - 200 lbs. - Freshman - Guard/Forward
Wasilla, Alaska (Corona del Sol HS (Ariz.))

NOTEWORTHY :

- Set career-highs of 11 points, four rebounds, four assists and two blocks at San Jose State
- Rated as the top player in Arizona for the 2015 recruiting class
- Helped guide Tempe Corona del Sol to a pair of state championships
- One of five NCAA Division I players from the 2014-15 Corona del Sol Aztecs

GAME-BY-GAME STATISTICS

SEASON HIGHS

#14 KUIPER, Dane

Opponent	Date	gs	min	Total		3-Pointers		Free throws		Rebounds				pf	a	t/o	blk	stl	pts	avg
				fg-fga	pct	3fg-fga	pct	ft-fa	pct	off	def	tot	avg							
TEXAS SOUTHERN	11/13/15	8	0-2	.000	0-1	.000	1-2	.500	0	0	0	0	0	1	1	0	1	1	1.0	
at New Mexico State	11/15/15	4	0-0	.000	0-0	.000	0-0	.000	0	0	0	0	0	0	1	0	0	0	0.5	
LOYOLA-CHICAGO	11/18/15	5	0-0	.000	0-0	.000	0-0	.000	0	1	1	0.3	0	0	0	0	0	0	0.3	
at USC	11/21/15	dnp	-	-	-	-	-	-	-	-	-	-	-	-	-	-	-	-	-	
NICHOLLS STATE	11/25/15	6	0-1	.000	0-1	.000	0-0	.000	0	0	0	0.3	1	1	0	0	0	0	0.3	
ORAL ROBERTS	12/1/15	3	0-0	.000	0-0	.000	0-0	.000	0	1	1	0.4	2	1	0	0	0	0	0.2	
at Purdue	12/05/15	dnp	-	-	-	-	-	-	-	-	-	-	-	-	-	-	-	-	-	
NORTHERN IOWA	12/12/15	dnp	-	-	-	-	-	-	-	-	-	-	-	-	-	-	-	-	-	
NEW MEXICO STATE	12/16/15	7	1-2	.500	0-0	.000	0-0	.000	0	3	3	0.8	2	1	0	0	0	2	0.5	
RICE	12/19/15	4	1-2	.500	0-0	.000	0-0	.000	0	0	0	0.7	0	0	0	0	0	2	0.7	
vs Auburn	12-22-15	dnp	-	-	-	-	-	-	-	-	-	-	-	-	-	-	-	-	-	
vs BYU	12-23-15	3	0-1	.000	0-0	.000	0-0	.000	0	0	0	0.6	0	0	0	0	0	0	0.6	
vs Washington State	12-25-15	2	0-1	.000	0-0	.000	0-0	.000	0	0	0	0.6	0	0	0	1	0	0	0.6	
NEVADA	12/30/15	dnp	-	-	-	-	-	-	-	-	-	-	-	-	-	-	-	-	-	
at Fresno State	01/02/16	dnp	-	-	-	-	-	-	-	-	-	-	-	-	-	-	-	-	-	
UTAH STATE	01/09/16	14	1-3	.333	0-1	.000	0-0	.000	0	3	3	0.8	0	1	1	0	2	2	0.7	
at UNLV	01/12/16	5	0-1	.000	0-0	.000	0-0	.000	1	0	1	0.8	0	0	2	0	0	0	0.6	
WYOMING	1/16/16	dnp	-	-	-	-	-	-	-	-	-	-	-	-	-	-	-	-	-	
at San José State	1/23/16	28	3-4	.750	2-3	.667	3-3	1.000	0	4	4	1.1	4	2	2	1	11	1.5		
AIR FORCE	1/27/16	9	0-1	.000	0-1	.000	0-0	.000	0	0	0	1.0	0	0	0	1	0	0	1.4	
at Boise State	01/30/16	6	0-0	.000	0-0	.000	0-0	.000	0	1	1	1.0	1	0	0	0	0	0	1.3	
UNLV	2/2/16	3	0-0	.000	0-0	.000	0-0	.000	0	0	0	0.9	1	0	0	0	0	0	1.2	
at SAN DIEGO STATE	02-06-16	4	0-0	.000	0-0	.000	0-0	.000	0	1	1	0.9	0	0	0	0	0	0	1.1	
at Utah State	02/09/16	6	0-0	.000	0-0	.000	0-0	.000	0	1	1	0.9	0	0	0	0	0	0	1.1	
SAN JOSÉ STATE	02/13/16	15	2-2	1.000	2-2	1.000	0-0	.000	0	3	3	1.1	1	2	0	2	0	6	1.3	
BOISE STATE	2/17/16	18	2-4	.500	1-2	.500	2-2	1.000	1	1	2	1.1	1	2	1	1	1	7	1.6	
at Air Force	2/20/16	15	0-6	.000	0-3	.000	0-0	.000	0	2	2	1.2	5	3	1	0	0	0	1.6	
at Colorado State	2/23/16	8	0-1	.000	0-0	.000	1-2	.500	1	1	2	1.2	0	1	0	0	0	1	1.5	
FRESNO STATE	02/27/16	11	0-1	.000	0-0	.000	0-0	.000	0	0	0	1.1	2	1	0	0	0	0	1.5	
SAN DIEGO STATE	3/1/16	9	1-2	.500	0-1	.000	0-0	.000	0	1	1	1.1	1	0	0	1	0	2	1.5	
at Nevada	03/05/16	11	1-3	.333	1-3	.333	0-0	.000	0	0	0	1.1	1	2	0	0	1	3	1.5	
vs Nevada	03/10/16	3	0-0	.000	0-0	.000	0-0	.000	0	0	0	1.0	0	0	0	0	0	0	1.5	
Totals		0	207	12-37	.324	6-18	.333	7-9	.778	3	23	26	1.0	22	20	9	8	6	37	1.5

Games played: 25
Minutes/game: 8.3
Points/game: 1.5
FG Pct: 32.4
3FG Pct: 33.3
FT Pct: 77.8

Rebounds/game: 1.0
Assists/game: 0.8
Turnovers/game: 0.4
Assist/turnover ratio: 2.2
Steals/game: 0.2
Blocks/game: 0.3

Points: 11 at San Jose State (1-26-16)

FG: 3 at San Jose State (1-26-16)

FGA: 6 at Air Force (2-20-16)

3FG: 2, Twice

3FGA: 3, Three times

FT: 3 at San Jose State (1-26-16)

FTA: 3 at San Jose State (1-26-16)

Rebounds: 4 at San Jose State (1-26-16)

Assists: 4 at San Jose State (1-26-16)

Blocks: 2, Twice

Steals: 2 vs. Utah State (1-9-16)

Minutes Played: 28 at San Jose State (1-26-16)

CAREER HIGHS

MISCELLANEOUS STATISTICS

	SEASON	CAREER
Double-Digit Scoring	1	1
Led Team in Assists	2	2
Led Team in Blocks	1	1

CAREER STATISTICS

Season	gp-gs	min/avg	Total		3-Point		F-Throws		Rebounds				Scoring							
			fg-fga	pct	fg-fga	pct	ft-fa	pct	off	def	tot	avg	pf	fo	ast	to	blk	stl	pts	avg
2015-16	25-0	207/8.3	12-37	.324	6-18	.333	7-9	.778	3	23	26	1.0	22	1	20	9	8	6	37	1.5
TOTAL	25-0	207/8.3	12-37	.324	6-18	.333	7-9	.778	3	23	26	1.0	22	1	20	9	8	6	37	1.5

THE 2015-16 LOBOS



Sam Logwood 20
 6'7" - 210 lbs. - Sophomore - Guard/Forward
 Indianapolis, Ind. (La Lumiere HS)

NOTEWORTHY :

- Scored double digits against Loyola-Chicago, NMSU, UNLV and Nevada
- Season-high 16 points in MW Tournament against Nevada
- Career highs of three blocks, four steals at San Diego State
- Career highs of seven boards, five assists against Wyoming
- Academic All-MW selection

GAME-BY-GAME STATISTICS

SEASON HIGHS

#20 LOGWOOD, Sam

Opponent	Date	gs	min	Total		3-Pointers		Free throws		Rebounds					pts	avg					
				fg-fga	pct	3fg-fga	pct	ft-fa	pct	off	def	tot	avg	pf			a	tlo	blk	stl	
TEXAS SOUTHERN	11/13/15	*	18	2-4	.500	0-1	.000	1-3	.333	0	3	3	3.0	2	2	0	0	1	5	5.0	
at New Mexico State	11/15/15	*	22	3-7	.429	2-2	1.000	1-1	1.000	4	1	5	4.0	2	0	1	1	0	9	7.0	
LOYOLA-CHICAGO	11/18/15	*	26	5-5	1.000	2-2	1.000	0-0	.000	1	3	4	4.0	2	2	1	2	0	12	8.7	
at USC	11/21/15	*	16	1-5	.200	0-2	.000	0-1	.000	2	4	6	4.5	3	1	3	0	0	2	7.0	
NICHOLLS STATE	11/25/15	*	19	2-4	.500	1-2	.500	1-2	.500	1	3	4	4.4	2	2	4	1	2	6	6.8	
ORAL ROBERTS	12/1/15	*	23	2-5	.400	1-2	.500	1-2	.500	1	1	2	4.0	3	1	0	1	1	6	6.7	
at Purdue	12/05/15	*	27	0-2	.000	0-1	.000	0-0	.000	1	3	4	4.0	5	1	2	0	2	0	5.7	
NORTHERN IOWA	12/12/15	*	22	2-3	.667	1-1	1.000	1-3	.333	3	4	7	4.4	3	1	3	0	0	6	5.8	
NEW MEXICO STATE	12/16/15	*	22	2-5	.400	1-3	.333	5-8	.625	1	3	4	4.3	2	2	0	0	0	10	6.2	
RICE	12/19/15	*	31	1-2	.500	1-2	.500	1-2	.500	0	3	3	4.2	2	2	1	0	2	4	6.0	
vs Auburn	12-22-15	*	34	2-6	.333	0-2	.000	1-1	1.000	1	3	4	4.2	4	3	6	0	1	5	5.9	
vs BYU	12-23-15	*	27	2-4	.500	0-0	.000	0-0	.000	0	1	1	3.9	0	1	2	0	1	4	5.8	
vs Washington State	12-25-15	*	26	3-6	.500	0-1	.000	0-0	.000	0	4	4	3.9	1	3	0	0	0	6	5.8	
NEVADA	12/30/15	*	30	1-5	.200	1-2	.500	2-4	.500	3	2	5	4.0	4	2	2	1	2	5	5.7	
at Fresno State	01/02/16	*	23	3-6	.500	0-0	.000	0-0	.000	0	4	4	4.0	3	2	1	0	1	6	5.7	
UTAH STATE	01/09/16	*	21	3-3	1.000	0-0	.000	2-4	.500	1	0	1	3.8	2	2	2	0	0	8	5.9	
at UNLV	01/12/16	*	29	4-9	.444	1-1	1.000	3-4	.750	3	3	6	3.9	1	1	3	0	1	12	6.2	
WYOMING	1/16/16	*	39	0-5	.000	0-1	.000	1-2	.500	1	6	7	4.1	3	5	2	0	0	1	5.9	
at San José State	1/23/16	*	9	1-2	.500	0-0	.000	0-2	.000	0	2	2	4.0	4	2	1	0	0	2	5.7	
AIR FORCE	1/27/16	*	23	3-6	.500	0-1	.000	2-3	.667	0	6	6	4.1	1	2	3	0	0	8	5.9	
at Boise State	01/30/16	*	34	3-5	.600	1-1	1.000	1-2	.500	1	5	6	4.2	3	4	3	0	0	8	6.0	
UNLV	2/2/16	*	33	2-6	.333	0-1	.000	1-2	.500	2	1	3	4.1	2	2	1	1	1	5	5.9	
at SAN DIEGO STATE	02-06-16	*	41	2-9	.222	0-2	.000	0-0	.000	1	5	6	4.2	3	2	2	3	4	4	5.8	
at Utah State	02/09/16	*	25	3-7	.429	1-1	1.000	0-0	.000	2	1	3	4.2	5	3	1	0	1	7	5.9	
SAN JOSE STATE	02/13/16	*	23	2-6	.333	1-2	.500	1-2	.500	1	2	3	4.1	2	1	1	0	0	6	5.9	
BOISE STATE	2/17/16	*	22	3-7	.429	0-2	.000	2-2	1.000	2	1	3	4.1	2	0	0	0	0	8	6.0	
at Air Force	2/20/16	*	23	1-3	.333	0-2	.000	3-3	1.000	0	4	4	4.1	4	4	0	1	1	5	5.9	
at Colorado State	2/23/16	*	28	4-6	.667	0-0	.000	1-2	.500	2	3	5	4.1	4	0	0	1	0	9	6.0	
FRESNO STATE	02/27/16	*	29	2-6	.333	1-2	.500	0-0	.000	0	1	1	4.0	1	2	1	0	1	5	6.0	
SAN DIEGO STATE	3/1/16	*	29	3-6	.500	0-1	.000	0-0	.000	0	2	2	3.9	2	2	1	0	1	6	6.0	
at Nevada	03/05/16	*	27	2-5	.400	0-0	.000	2-3	.667	0	7	7	4.0	1	1	1	0	0	6	6.0	
vs Nevada	03/10/16	*	35	6-11	.545	2-3	.667	2-2	1.000	3	2	5	4.1	0	1	1	1	1	16	6.3	
Totals			32	836	75-171	.439	17-43	.395	35-60	.583	37	93	130	4.1	78	58	49	14	24	202	6.3

Games played: 32
 Minutes/game: 26.1
 Points/game: 6.3
 FG Pct: 43.9
 3FG Pct: 39.5
 FT Pct: 58.3

Rebounds/game: 4.1
 Assists/game: 1.8
 Turnovers/game: 1.5
 Assist/turnover ratio: 1.2
 Steals/game: 0.8
 Blocks/game: 0.4

Points: 16 vs. Nevada (3-10-16)

FG: 5 vs. Loyola-Chicago (11-18-15)

FGA: 11 vs. Nevada (3-10-16)

3FG: 2, Three times

3FGA: 3, Twice

FT: 5 vs. New Mexico State (12-16-16)

FTA: 8 vs. New Mexico State (12-16-16)

Rebounds: 7, Three times

Assists: 5 vs. Wyoming (1-16-16)

Blocks: 3 at San Diego State (2-6-16)

Steals: 4 at San Diego State (2-6-16)

Minutes Played: 41 at San Diego State (2-6-16)

CAREER HIGHS

Points: 17 vs. Air Force (1-14-15)

FG: 6 (2x) Last Time vs. Air Force (3-11-15)

FGA: 11 (2x) Last Time vs. Nevada (3-10-16)

3FG: 2 (6x) Last Time vs. Nevada (3-10-16)

3FGA: 6 vs. Air Force (3-11-15)

FT: 5 vs. Air Force (1-14-15)

FTA: 6 vs. Air Force (1-14-15)

Rebounds: 7 (4x) Last Time at Nevada (3-5-16)

Assists: 5 vs. Wyoming (1-16-16)

Blocks: 3 at San Diego State (2-6-16)

Steals: 4 at San Diego State (2-6-16)

Minutes Played: 41 at San Diego State (2-6-16)

MISCELLANEOUS STATISTICS

SEASON

CAREER

Led Team in Scoring
 Double-Digit Scoring
 Led Team in Rebounding
 Led Team in Steals
 Led Team in Blocks
 Led Team in Assists

4
 1
 9
 4
 4

2
 10
 2
 12
 5
 6

CAREER STATISTICS

Season	gp-gs	min/avg	Total		3-Point		F-Throws		Rebounds				Scoring							
			fg-fga	pct	fg-fga	pct	ft-fa	pct	off	def	tot	avg	pf	fo	ast	to	blk	stl	pts	avg
2014-15	28-16	572/20.4	57-145	.393	17-55	.309	40-55	.727	24	52	76	2.7	46	0	31	29	3	9	171	6.1
2015-16	32-32	836/26.1	75-171	.439	17-43	.395	35-60	.583	37	93	130	4.1	78	2	58	49	14	24	202	6.3
TOTAL	60-48	1408/23.5	132-316	.418	34-98	.347	75-115	.652	61	145	206	3.4	124	2	89	78	17	33	373	6.2

THE 2015-16 LOBOS



Xavier Adams
 6'4" - 205 lbs. - Sophomore - Guard
 Flower Mound, Texas (Edward S. Marcus HS)

21

NOTEWORTHY :

- Team's leading scorer off the bench
- Had a career-high 14 point against Nevada and Air Force
- At least 20 minutes played in four of last six games
- Made first start this season against Wyoming
- Rated among top 15 players in the state of Texas as a high school senior

GAME-BY-GAME STATISTICS

SEASON HIGHS

#21 ADAMS, Xavier

Opponent	Date	gs	min	Total		3-Pointers		Free throws		Rebounds				pf	a	tfo	blk	stl	pts	avg
				fg-fga	pct	3fg-fga	pct	ft-fa	pct	off	def	tot	avg							
TEXAS SOUTHERN	11/13/15	14	34	3-4	.750	1-1	1.000	0-0	.000	2	2	4	4.0	4	3	0	0	0	7	7.0
at New Mexico State	11/15/15	14	12	1-2	.500	0-1	.000	0-0	.000	1	1	2	3.0	1	0	0	0	0	2	4.5
LOYOLA-CHICAGO	11/18/15	11	24	5-10	.500	0-1	.000	3-4	.750	0	3	3	3.0	3	0	0	0	1	7	5.3
at USC	11/21/15	16	16	1-6	.167	1-2	.500	2-2	1.000	2	1	3	3.0	1	0	1	0	0	5	5.3
NICHOLLS STATE	11/25/15	8	25	4-10	.400	0-2	.000	0-0	.000	1	1	2	2.8	3	0	1	0	1	4	5.0
ORAL ROBERTS	12/1/15	13	02	0-0	.000	0-0	.000	0-0	.000	0	0	0	2.3	3	2	0	0	0	0	4.2
at Purdue	12/05/15	6	02	0-0	.000	0-1	.000	0-0	.000	1	2	3	2.4	1	1	1	0	1	0	3.6
NORTHERN IOWA	12/12/15	16	12	1-2	.500	0-0	.000	0-0	.000	2	1	3	2.5	1	2	1	0	0	2	3.4
NEW MEXICO STATE	12/16/15	11	24	5-10	.500	0-1	.000	1-1	1.000	1	1	2	2.4	2	0	1	0	0	5	3.6
RICE	12/19/15	13	00	0-0	.000	0-0	.000	3-4	.750	1	2	3	2.5	4	3	0	1	0	3	3.5
vs Auburn	12-22-15	6	00	0-0	.000	0-0	.000	0-2	.000	0	0	0	2.3	2	0	1	0	0	0	3.2
vs BYU	12-23-15	9	00	0-0	.000	0-0	.000	2-2	1.000	0	0	0	2.1	1	0	2	0	0	2	3.1
vs Washington State	12-25-15	11	12	5-10	.500	0-1	.000	2-4	.500	1	2	3	2.2	1	0	0	0	2	4	3.2
NEVADA	12/30/15	20	46	6-67	.090	0-0	.000	6-8	.750	2	3	5	2.4	3	2	2	0	14	3.9	
at Fresno State	01/02/16	14	12	5-10	.500	0-1	.000	1-2	.500	0	0	0	2.2	2	2	3	2	3	3.9	
UTAH STATE	01/09/16	9	14	2-50	.040	0-1	.000	0-0	.000	1	1	2	2.2	1	0	0	0	2	3.8	
at UNLV	01/12/16	9	11	1-10	.100	0-0	.000	1-2	.500	1	1	2	2.2	4	0	1	2	0	3	3.7
WYOMING	1/16/16	18	58	8-25	.320	0-0	.000	3-4	.750	2	0	2	2.2	3	2	1	1	0	13	4.2
at San José State	1/23/16	12	01	0-0	.000	0-0	.000	2-4	.500	0	0	0	2.1	3	1	2	0	0	2	4.1
AIR FORCE	1/27/16	21	56	8-33	.242	1-1	1.000	3-5	.600	1	4	5	2.2	3	3	4	0	2	14	4.6
at Boise State	01/30/16	9	23	6-67	.090	0-0	.000	0-0	.000	0	0	0	2.1	3	1	1	0	0	4	4.6
UNLV	2/2/16	15	23	6-67	.090	0-0	.000	2-2	1.000	1	3	4	2.2	4	1	1	0	1	6	4.6
at SAN DIEGO STATE	02-06-16	22	35	6-10	.600	1-1	1.000	0-0	.000	4	2	6	2.3	4	0	0	1	0	7	4.7
at Utah State	02/09/16	16	35	6-10	.600	0-1	.000	2-2	1.000	1	2	3	2.4	4	0	1	1	1	8	4.8
SAN JOSÉ STATE	02/13/16	22	03	0-0	.000	0-1	.000	4-8	.500	2	5	7	2.6	2	2	0	0	0	4	4.8
BOISE STATE	2/17/16	23	24	5-10	.500	0-1	.000	3-4	.750	2	0	2	2.5	3	2	1	0	0	7	4.9
at Air Force	2/20/16	21	01	0-0	.000	0-1	.000	0-0	.000	0	0	0	2.4	5	2	3	0	2	0	4.7
at Colorado State	2/23/16	15	34	7-50	.140	0-1	.000	1-1	1.000	1	3	4	2.5	4	1	1	0	3	6	4.8
FRESNO STATE	02/27/16	13	24	5-10	.500	0-1	.000	0-0	.000	0	1	1	2.4	3	1	2	0	0	4	4.8
SAN DIEGO STATE	3/1/16	11	02	0-0	.000	0-1	.000	0-0	.000	1	0	1	2.4	4	0	2	0	0	0	4.6
at Nevada	03/05/16	12	33	1-10	.100	0-0	.000	0-0	.000	2	5	7	2.5	2	0	1	0	0	6	4.6
vs Nevada	03/10/16	16	04	0-0	.000	0-3	.000	2-2	1.000	0	3	3	2.6	4	1	0	0	0	2	4.6
Totals		3	446	50-102	.490	4-24	.167	42-63	.667	33	49	82	2.6	88	32	34	8	16	146	4.6

Games played: 32
 Minutes/game: 13.9
 Points/game: 4.6
 FG Pct: 49.0
 3FG Pct: 16.7
 FT Pct: 66.7

Rebounds/game: 2.6
 Assists/game: 1.0
 Turnovers/game: 1.1
 Assist/turnover ratio: 0.9
 Steals/game: 0.5
 Blocks/game: 0.3

Points: 14, Twice
FG: 5, Twice
FGA: 8 vs. Wyoming (1-16-16)
3FG: 1, Three times
3FGA: 3 vs. Nevada (3-10-16)
FT: 6 vs. Nevada (12-30-15)
FTA: 8, Twice
Rebounds: 7, Twice
Assists: 3, Three times
Blocks: 2, Twice
Steals: 2, Three times
Minutes Played: 23 vs. Boise State (2-17-16)

CAREER HIGHS

Points: 14 (2x) Last Time vs. Air Force (1-27-16)
FG: 5 (3x) Last Time vs. Air Force (1-27-16)
FGA: 8 (3x) Last Time vs. Wyoming (1-16-16)
3FG: 2 vs. Fresno State (12-31-14)
3FGA: 4 vs. ULM (12-13-14)
FT: 6 vs. Nevada (12-30-15)
FTA: 8 (2x) Last Time vs. San Jose State (2-13-16)
Rebounds: 7 (2x) Last Time at Nevada (3-5-16)
Assists: 3 (3x) Last Time vs. Air Force (1-27-16)
Blocks: 2 (2x) Last Time at UNLV (1-12-16)
Steals: 3 at New Mexico State (12-20-14)
Minutes Played: 27 at Grand Canyon (12-23-14)

MISCELLANEOUS STATISTICS

	SEASON	CAREER
Double-Digit Scoring	2	3
Led Team in Steals	6	7
Led Team in Blocks	3	6
Led Tam in Assists	1	1

CAREER STATISTICS

Season	gp-gs	min/avg	Total		3-Point		F-Throws		Rebounds				Scoring							
			fg-fga	pct	fg-fga	pct	ft-fa	pct	off	def	tot	avg	pf	fo	ast	to	blk	stl	pts	avg
2014-15	30-11	357/11.9	35-78	.449	9-31	.290	19-38	.500	20	37	57	1.9	40	1	18	24	9	9	98	3.3
2015-16	32-3	446/13.9	50-102	.490	4-24	.167	42-63	.667	33	49	82	2.6	88	1	32	34	8	16	146	4.6
TOTAL	62-14	803/13.0	85-180	.472	13-55	.236	61-101	.604	53	86	139	2.2	128	2	50	58	17	25	244	3.9

THE 2015-16 LOBOS



Connor Joy

22

6'4" - 195 lbs. - Senior - Guard

Rehoboth, N.M. (Rehoboth Christian School)

NOTEWORTHY :

- Joins the team after three seasons as a manager
- Made a 3-pointer on his first regular season possession
- Played on the varsity team at Rehoboth Christian School from 2009-11
- Was named to the Navajo Times All-Star Team as a senior
- Favorite NBA player of all time is Larry Bird

GAME-BY-GAME STATISTICS

SEASON HIGHS

#22 JOY, Connor

Opponent	Date	gs	min	Total		3-Pointers		Free throws		Rebounds				pts	avg					
				fg-fga	pct	3fg-fga	pct	ft-fa	pct	off	def	tot	avg			pf	a	t/o	blk	stl
TEXAS SOUTHERN	11/13/15		dnp	-	-	-	-	-	-	-	-	-	-	-	-	-				
at New Mexico State	11/15/15		dnp	-	-	-	-	-	-	-	-	-	-	-	-	-				
LOYOLA-CHICAGO	11/18/15	1		1-1	1.000	1-1	1.000	0-0	.000	0	0	0	0.0	1	0	1	0	0	3	3.0
at USC	11/21/15		dnp	-	-	-	-	-	-	-	-	-	-	-	-	-	-	-	-	-
NICHOLLS STATE	11/25/15		dnp	-	-	-	-	-	-	-	-	-	-	-	-	-	-	-	-	-
ORAL ROBERTS	12/1/15		dnp	-	-	-	-	-	-	-	-	-	-	-	-	-	-	-	-	-
at Purdue	12/05/15		dnp	-	-	-	-	-	-	-	-	-	-	-	-	-	-	-	-	-
NORTHERN IOWA	12/12/15		dnp	-	-	-	-	-	-	-	-	-	-	-	-	-	-	-	-	-
NEW MEXICO STATE	12/16/15		dnp	-	-	-	-	-	-	-	-	-	-	-	-	-	-	-	-	-
RICE	12/19/15		dnp	-	-	-	-	-	-	-	-	-	-	-	-	-	-	-	-	-
vs Auburn	12-22-15		dnp	-	-	-	-	-	-	-	-	-	-	-	-	-	-	-	-	-
vs BYU	12-23-15		dnp	-	-	-	-	-	-	-	-	-	-	-	-	-	-	-	-	-
vs Washington State	12-25-15		dnp	-	-	-	-	-	-	-	-	-	-	-	-	-	-	-	-	-
NEVADA	12/30/15		dnp	-	-	-	-	-	-	-	-	-	-	-	-	-	-	-	-	-
at Fresno State	01/02/16		dnp	-	-	-	-	-	-	-	-	-	-	-	-	-	-	-	-	-
UTAH STATE	01/09/16		dnp	-	-	-	-	-	-	-	-	-	-	-	-	-	-	-	-	-
at UNLV	01/12/16		dnp	-	-	-	-	-	-	-	-	-	-	-	-	-	-	-	-	-
WYOMING	1/16/16		dnp	-	-	-	-	-	-	-	-	-	-	-	-	-	-	-	-	-
at San José State	1/23/16		dnp	-	-	-	-	-	-	-	-	-	-	-	-	-	-	-	-	-
AIR FORCE	1/27/16	1		0-0	.000	0-0	.000	0-0	.000	0	0	0	0.0	0	0	0	0	0	0	1.5
at Boise State	01/30/16		dnp	-	-	-	-	-	-	-	-	-	-	-	-	-	-	-	-	-
UNLV	2/2/16		dnp	-	-	-	-	-	-	-	-	-	-	-	-	-	-	-	-	-
at SAN DIEGO STATE	02-06-16		dnp	-	-	-	-	-	-	-	-	-	-	-	-	-	-	-	-	-
at Utah State	02/09/16		dnp	-	-	-	-	-	-	-	-	-	-	-	-	-	-	-	-	-
SAN JOSE STATE	02/13/16		dnp	-	-	-	-	-	-	-	-	-	-	-	-	-	-	-	-	-
BOISE STATE	2/17/16		dnp	-	-	-	-	-	-	-	-	-	-	-	-	-	-	-	-	-
at Air Force	2/20/16		dnp	-	-	-	-	-	-	-	-	-	-	-	-	-	-	-	-	-
at Colorado State	2/23/16		dnp	-	-	-	-	-	-	-	-	-	-	-	-	-	-	-	-	-
FRESNO STATE	02/27/16		dnp	-	-	-	-	-	-	-	-	-	-	-	-	-	-	-	-	-
SAN DIEGO STATE	3/1/16	2		0-0	.000	0-0	.000	0-0	.000	0	0	0	0.0	0	0	1	0	0	0	1.0
at Nevada	03/05/16		dnp	-	-	-	-	-	-	-	-	-	-	-	-	-	-	-	-	-
Totals		0	4	1-1	1.000	1-1	1.000	0-0	.000	0	0	0	0.0	1	0	2	0	0	3	1.0

Games played: 3
 Minutes/game: 1.3
 Points/game: 1.0
 FG Pct: 100.0
 3FG Pct: 100.0
 Turnovers/game: 0.7

Points: 3 vs. Loyola-Chicago (11-18-15)

FG: 1 vs. Loyola-Chicago (11-18-15)

FGA: 1 vs. Loyola-Chicago (11-18-15)

3FG: 1 vs. Loyola-Chicago (11-18-15)

3FGA: 1 vs. Loyola-Chicago (11-18-15)

FT:

FTA:

Rebounds:

Assists:

Blocks:

Steals:

Minutes Played: 1, Twice


CAREER HIGHS

MISCELLANEOUS STATISTICS

CAREER STATISTICS

Season	gp-gs	min/avg	Total		3-Point		F-Throws		Rebounds				Scoring							
			fg-fga	pct	fg-fga	pct	ft-fa	pct	off	def	tot	avg	pf	fo	ast	to	blk	stl	pts	avg
2015-16	3-0	4/1.3	1-1	1.000	1-1	1.000	0-0	.000	0	0	0	0.0	1	0	0	2	0	0	3	1.0
TOTAL	3-0	4/1.3	1-1	1.000	1-1	1.000	0-0	.000	0	0	0	0.0	1	0	0	2	0	0	3	1.0

THE 2015-16 LOBOS



Joe Furstinger
 6'9" - 215 lbs. - Sophomore - Forward
 Rancho Santa Margarita, Calif. (Santa Margarita HS)

23

NOTEWORTHY :

- Four blocks, two steals and season-high seven rebounds against San Jose State
- Led Lobos in assists against UNLV
- Led all UNM bigs in assists by a wide margin last season
- Played at the same high school as the Warrior's Klay Thompson

GAME-BY-GAME STATISTICS

SEASON HIGHS

#23 FURSTINGER, Joe

Opponent	Date	gs	min	Total		3-Pointers		Free throws		Rebounds				pf	a	t/o	blk	stl	pts	avg
				fg-fga	pct	3fg-fga	pct	ft-fa	pct	off	def	tot	avg							
TEXAS SOUTHERN	11/13/15	16	2-2	1,000	0-0	.000	1-2	.500	0	2	2	2.0	4	1	2	1	1	5	5.0	
at New Mexico State	11/15/15	9	1-1	1,000	0-0	.000	0-0	.000	0	2	2	2.0	4	0	1	0	0	2	3.5	
LOYOLA-CHICAGO	11/18/15	22	1-2	500	0-0	.000	1-2	.500	0	4	4	2.7	3	1	3	3	2	3	3.3	
at USC	11/21/15	4	0-0	.000	0-0	.000	3-4	.750	0	0	0	2.0	1	0	0	0	0	3	3.3	
NICHOLLS STATE	11/25/15	25	2-3	667	0-0	.000	0-0	.000	0	0	0	1.6	3	0	0	3	2	4	3.4	
ORAL ROBERTS	12/1/15	8	0-3	.000	0-0	.000	1-2	.500	3	2	5	2.2	2	0	0	0	0	1	3.0	
at Purdue	12/05/15	18	1-4	250	0-0	.000	0-2	.000	0	0	0	1.9	3	0	0	1	1	2	2.9	
NORTHERN IOWA	12/12/15	9	2-3	667	0-0	.000	1-1	1.000	1	0	1	1.8	2	0	0	0	0	1	5	3.1
NEW MEXICO STATE	12/16/15	12	0-1	.000	0-0	.000	0-0	.000	0	0	0	1.6	4	0	0	0	0	0	2.8	
RICE	12/19/15	13	1-2	500	0-0	.000	3-4	.750	1	4	5	1.9	4	0	1	1	1	5	3.0	
vs Auburn	12-22-15	13	0-2	.000	0-1	.000	0-0	.000	1	1	2	1.9	1	0	1	0	1	0	2.7	
vs BYU	12-23-15	20	1-2	500	0-0	.000	3-4	.750	0	3	3	2.0	4	1	0	0	1	5	2.9	
vs Washington State	12-25-15	7	0-1	.000	0-0	.000	2-2	1.000	0	1	1	1.9	0	0	1	1	0	2	2.8	
NEVADA	12/30/15	5	0-1	.000	0-0	.000	0-0	.000	0	2	2	1.9	1	0	0	0	0	0	2.6	
at Fresno State	01/02/16	5	0-1	.000	0-0	.000	0-0	.000	0	0	0	1.8	0	0	1	0	1	0	2.5	
UTAH STATE	01/09/16	11	0-1	.000	0-0	.000	1-2	.500	0	0	0	1.7	3	0	1	1	0	1	2.4	
at UNLV	01/12/16	12	0-0	.000	0-0	.000	0-0	.000	0	1	1	1.6	3	3	0	0	1	0	2.2	
WYOMING	1/16/16	8	0-2	.000	0-0	.000	0-0	.000	1	2	3	1.7	1	0	0	1	0	0	2.1	
at San José State	1/23/16	23	1-6	.167	0-0	.000	0-0	.000	4	3	7	2.0	0	2	1	4	2	2	2.1	
AIR FORCE	1/27/16	15	1-1	1,000	0-0	.000	0-0	.000	0	4	4	2.1	3	0	2	1	1	2	2.1	
at Boise State	01/30/16	10	0-0	.000	0-0	.000	0-0	.000	0	1	1	2.0	3	1	0	0	0	0	2.0	
UNLV	2/2/16	2	0-0	.000	0-0	.000	0-2	.000	0	0	0	2.0	2	0	0	0	0	0	1.9	
at SAN DIEGO STATE	02-06-16	5	0-2	.000	0-0	.000	0-0	.000	1	0	1	1.9	0	1	0	1	0	0	1.8	
at Utah State	02/09/16	6	0-2	.000	0-0	.000	0-0	.000	0	2	2	1.9	0	0	0	0	0	0	1.8	
SAN JOSÉ STATE	02/13/16	7	0-0	.000	0-0	.000	0-0	.000	1	0	1	1.9	0	0	0	0	0	0	1.7	
BOISE STATE	2/17/16	10	0-0	.000	0-0	.000	0-0	.000	0	1	1	1.8	1	1	0	0	0	0	1.6	
at Air Force	2/20/16	dnp	-	-	-	-	-	-	-	-	-	-	-	-	-	-	-	-	-	
at Colorado State	2/23/16	dnp	-	-	-	-	-	-	-	-	-	-	-	-	-	-	-	-	-	
FRESNO STATE	02/27/16	20	1-1	1,000	0-0	.000	0-0	.000	1	3	4	1.9	1	2	1	0	0	2	1.6	
SAN DIEGO STATE	3/1/16	11	0-0	.000	0-0	.000	2-2	1.000	0	1	1	1.9	1	0	1	0	0	2	1.6	
at Nevada	03/05/16	dnp	-	-	-	-	-	-	-	-	-	-	-	-	-	-	-	-	-	
vs Nevada	03/10/16	8	0-0	.000	0-0	.000	0-0	.000	1	2	3	1.9	1	0	0	1	0	1	1.6	
Totals		0	334	14-43	.326	0-1	.000	18-29	.621	15	41	56	1.9	55	13	16	19	15	46	1.6

Games played: 29
 Minutes/game: 11.5
 Points/game: 1.6
 FG Pct: 32.6
 3FG Pct: 0.0
 FT Pct: 62.1

Rebounds/game: 1.9
 Assists/game: 0.4
 Turnovers/game: 0.6
 Assist/turnover ratio: 0.8
 Steals/game: 0.5
 Blocks/game: 0.7

Points: 5, Four times

FG: 2, Three times

FGA: 6 at San Jose State (1-23-16)

3FG:

3FGA: 1, vs. Auburn (12-22-15)

FT: 3, Three times

FTA: 4, Three times

Rebounds: 7 at San Jose State (1-23-16)

Assists: 3, at UNLV (1-12-16)

Blocks: 4 at San Jose State (1-23-16)

Steals: 2, Three times

Minutes Played: 25 vs. Nicholls State (11-25-15)

CAREER HIGHS

Points: 6 (2x) Last Time vs. Fresno State (12-31-14)

FG: 2 (9x) Last Time vs. Northern Iowa (12-12-15)

FGA: 6 (2x) Last Time at San Jose State (1-23-16)

3FG: 1 vs. New Mexico State (12-3-14)

3FGA: 2 at Valparaiso (12-6-14)

FT: 4 at New Mexico State (12-20-14)

FTA: 5 vs. Idaho State (11-14-14)

Rebounds: 8 at Grand Canyon (12-23-14)

Assists: 3 (4x) Last Time at UNLV (1-12-16)

Blocks: 4 at San Jose State (1-23-16)

Steals: 2 (3x) Last Time at San Jose State (1-23-16)

Minutes Played: 26 at Grand Canyon (12-23-14)

MISCELLANEOUS STATISTICS

	SEASON	CAREER
Led Team in Rebounding		1
Led Team in Assists	1	1
Led Team in Blocks	4	8
Led Team in Steals	4	4

CAREER STATISTICS

Season	gp-gs	min/avg	Total		3-Point		F-Throws		Rebounds				Scoring							
			fg-fga	pct	fg-fga	pct	ft-fa	pct	off	def	tot	avg	pf	fo	ast	to	blk	stl	pts	avg
2014-15	29-0	360/12.4	24-67	.358	1-10	.100	20-35	.571	20	37	57	2.0	53	1	22	16	15	4	69	2.4
2015-16	29-0	334/11.5	14-43	.326	0-1	.000	18-29	.621	15	41	56	1.9	55	0	13	16	19	15	46	1.6
TOTAL	58-0	694/12.0	38-110	.345	1-11	.091	38-64	.594	35	78	113	1.9	108	1	35	32	34	19	115	2.0

THE 2015-16 LOBOS



Tim Jacobs
 6'0" - 200 lbs. - Senior - Guard
 Las Cruces, N.M. (Cochise College)

25

NOTEWORTHY:

- Career 2.5/1 assist/turnover ratio
- 4-for-5 from 3-point range
- Was one short of a career high in assists against USC with eight
- Recruited walk-on that joins UNM after two seasons of junior college ball
- Academic All-MW selection

GAME-BY-GAME STATISTICS

SEASON HIGHS

#25 JACOBS, Tim

Opponent	Date	gs	min	Total		3-Pointers		Free throws		Rebounds				pf	a	t/o	blk	stl	pts	avg
				fg-fga	pct	3fg-fga	pct	ft-fa	pct	off	def	tot	avg							
TEXAS SOUTHERN	11/13/15	10	1-1	1.000	0-0	.000	0-0	.000	0	1	1	1.0	1	0	1	0	1	2	2.0	
at New Mexico State	11/15/15	3	0-1	.000	0-0	.000	2-2	1.000	0	1	1	1.0	0	0	0	0	2	2.0		
LOYOLA-CHICAGO	11/18/15	1	0-0	.000	0-0	.000	0-0	.000	0	0	0	0.7	1	1	0	0	0	1.3		
at USC	11/21/15	22	1-1	1.000	1-1	1.000	0-1	.000	2	1	3	1.3	2	8	0	2	3	1.8		
NICHOLLS STATE	11/25/15	13	0-0	.000	0-0	.000	1-2	.500	0	2	2	1.4	1	3	0	0	1	1.6		
ORAL ROBERTS	12/1/15	14	2-2	1.000	0-0	.000	2-2	1.000	0	2	2	1.5	1	4	1	0	1	6	2.3	
at Purdue	12/05/15	7	0-0	.000	0-0	.000	0-0	.000	0	2	2	1.6	1	1	1	0	0	2.0		
NORTHERN IOWA	12/12/15	5	0-1	.000	0-0	.000	0-0	.000	0	0	0	1.4	0	2	0	0	0	1.8		
NEW MEXICO STATE	12/16/15	5	0-0	.000	0-0	.000	0-0	.000	0	1	1	1.3	2	1	0	0	0	1.6		
RICE	12/19/15	10	0-1	.000	0-0	.000	0-0	.000	0	1	1	1.3	1	2	1	0	2	0	1.4	
vs Auburn	12-22-15	3	0-0	.000	0-0	.000	0-0	.000	0	0	0	1.2	0	0	1	0	0	1.3		
vs BYU	12-23-15	dnp	-	-	-	-	-	-	-	-	-	-	-	-	-	-	-	-	-	
vs Washington State	12-25-15	4	0-0	.000	0-0	.000	0-0	.000	0	0	0	1.1	0	0	2	1	0	0	1.2	
NEVADA	12/30/15	dnp	-	-	-	-	-	-	-	-	-	-	-	-	-	-	-	-	-	
at Fresno State	01/02/16	16	2-3	.667	0-0	.000	0-0	.000	0	2	2	1.2	2	0	2	0	1	4	1.4	
UTAH STATE	01/09/16	6	0-2	.000	0-0	.000	0-0	.000	0	1	1	1.1	1	0	0	0	0	1.3		
at UNLV	01/12/16	dnp	-	-	-	-	-	-	-	-	-	-	-	-	-	-	-	-	-	
WYOMING	1/16/16	7	0-0	.000	0-0	.000	0-0	.000	0	3	3	1.3	0	1	0	0	0	1.2		
at San José State	1/23/16	21	0-1	.000	0-0	.000	0-0	.000	0	3	3	1.4	2	2	5	0	1	0	1.1	
AIR FORCE	1/27/16	8	0-0	.000	0-0	.000	0-0	.000	0	2	2	1.4	2	1	0	0	1	0	1.1	
at Boise State	01/30/16	dnp	-	-	-	-	-	-	-	-	-	-	-	-	-	-	-	-	-	
UNLV	2/2/16	dnp	-	-	-	-	-	-	-	-	-	-	-	-	-	-	-	-	-	
at SAN DIEGO STATE	02-06-16	dnp	-	-	-	-	-	-	-	-	-	-	-	-	-	-	-	-	-	
at Utah State	02/09/16	9	0-0	.000	0-0	.000	0-0	.000	0	1	1	1.4	1	0	0	0	0	0	1.0	
SAN JOSE STATE	02/13/16	9	1-2	.500	1-1	1.000	0-0	.000	0	2	2	1.4	1	0	0	0	3	1.1		
BOISE STATE	2/17/16	6	0-0	.000	0-0	.000	0-0	.000	0	1	1	1.4	0	2	0	0	1	0	1.1	
at Air Force	2/20/16	12	1-1	1.000	1-1	1.000	0-0	.000	0	1	1	1.4	3	2	0	0	0	3	1.1	
at Colorado State	2/23/16	5	0-0	.000	0-0	.000	0-0	.000	0	0	0	1.3	0	0	0	0	0	1.0		
FRESNO STATE	02/27/16	4	0-0	.000	0-0	.000	0-0	.000	0	1	1	1.3	0	1	1	0	0	1.0		
SAN DIEGO STATE	3/1/16	15	0-1	.000	0-1	.000	1-2	.500	1	2	3	1.4	0	2	1	0	0	1	1.0	
at Nevada	03/05/16	18	0-0	.000	0-0	.000	0-0	.000	0	2	2	1.4	3	2	1	0	0	0	1.0	
vs Nevada	03/10/16	18	1-2	.500	1-1	1.000	0-0	.000	0	5	5	1.5	3	4	1	0	0	3	1.1	
Totals		0	251	9-19	.474	4-5	.800	6-9	.667	3	37	40	1.5	28	39	18	1	10	28	1.1

Games played: 26
 Minutes/game: 9.7
 Points/game: 1.1
 FG Pct: 47.4
 3FG Pct: 80.0
 FT Pct: 66.7

Rebounds/game: 1.5
 Assists/game: 1.5
 Turnovers/game: 0.7
 Assist/turnover ratio: 2.2
 Steals/game: 0.4
 Blocks/game: 0.0

Points: 6 vs. Oral Roberts (12-1-15)

FG: 2, Twice

FGA: 3 at Fresno State (1-2-16)

3FG: 1, Four times

3FGA: 1, Five times

FT: 2, Three times

FTA: 2, Three times

Rebounds: 5 vs. Nevada (3-10-16)

Assists: 8 at USC (11-21-15)

Blocks: 1, vs. Washington State (12-25-15)

Steals: 2, Twice

Minutes Played: 22 at USC (11-21-15)

CAREER HIGHS

Points: 9 (3x) Last Time at Boise State (2-24-15)

FG: 4 (4x) Last Time at Boise State (2-24-15)

FGA: 9 vs. ULM (12-13-14)

3FG: 1 (6x) Last Time vs. Nevada (3-10-16)

3FGA: 4 vs. ULM (12-13-14)

FT: 5 vs. Fresno State (12-31-14)

FTA: 8 vs. Fresno State (12-31-14)

Rebounds: 9 vs. Wyoming (3-7-15)

Assists: 9 vs. Central Arkansas (12-17-14)

Blocks: 1 (2x) Last Time vs. Washington State (12-25-15)

Steals: 4 vs. New Mexico State (12-3-14)

Minutes Played: 43 vs. Wyoming (3-7-15)

MISCELLANEOUS STATISTICS

	SEASON	CAREER
Led Team in Assists	4	16
Led Team in Steals	2	6
Led Team in Rebounding		2

CAREER STATISTICS

Season	gp-gs	min/avg	Total		3-Point		F-Throws		Rebounds				Scoring							
			fg-fga	pct	fg-fga	pct	ft-fa	pct	off	def	tot	avg	pf	fo	ast	to	blk	stl	pts	avg
2014-15	29-2	605/20.9	38-80	.475	2-21	.095	23-42	.548	5	67	72	2.5	30	0	87	32	1	15	101	3.5
2015-16	26-0	251/9.7	9-19	.474	4-5	.800	6-9	.667	3	37	40	1.5	28	0	39	18	1	10	28	1.1
TOTAL	55-2	856/15.6	47-99	.475	6-26	.231	29-51	.569	8	104	112	2.0	58	0	126	50	2	25	129	2.3

THE 2015-16 LOBOS



Adam Cumber

30

6'2" - 185 lbs. - RS-Freshman - Guard
Albuquerque, N.M. (Sandia HS)

NOTEWORTHY :

- Took first shot attempt this year against Air Force
- Had decorated prep career at Sandia High School
- 5A Second Team All-State selection for the Matadors as a senior
- Led the state of New Mexico in assists as a senior
- Lists Stephen Curry as favorite basketball player

GAME-BY-GAME STATISTICS

SEASON HIGHS

#30 CUMBER, Adam

Opponent	Date	gs	min	Total		3-Pointers		Free throws		Rebounds				pf	a	t/o	blk	stl	pts	avg
				fg-fga	pct	3fg-fga	pct	ft-fta	pct	off	def	tot	avg							
TEXAS SOUTHERN	11/13/15		dnp	-	-	-	-	-	-	-	-	-	-	-	-	-	-	-	-	-
at New Mexico State	11/15/15		dnp	-	-	-	-	-	-	-	-	-	-	-	-	-	-	-	-	-
LOYOLA-CHICAGO	11/18/15	1		0-0	.000	0-0	.000	0-0	.000	0	0	0	0.0	0	0	0	0	0	0	0.0
at USC	11/21/15		dnp	-	-	-	-	-	-	-	-	-	-	-	-	-	-	-	-	-
NICHOLLS STATE	11/25/15		dnp	-	-	-	-	-	-	-	-	-	-	-	-	-	-	-	-	-
ORAL ROBERTS	12/1/15		dnp	-	-	-	-	-	-	-	-	-	-	-	-	-	-	-	-	-
at Purdue	12/05/15		dnp	-	-	-	-	-	-	-	-	-	-	-	-	-	-	-	-	-
NORTHERN IOWA	12/12/15		dnp	-	-	-	-	-	-	-	-	-	-	-	-	-	-	-	-	-
NEW MEXICO STATE	12/16/15		dnp	-	-	-	-	-	-	-	-	-	-	-	-	-	-	-	-	-
RICE	12/19/15		dnp	-	-	-	-	-	-	-	-	-	-	-	-	-	-	-	-	-
vs Auburn	12-22-15		dnp	-	-	-	-	-	-	-	-	-	-	-	-	-	-	-	-	-
vs BYU	12-23-15		dnp	-	-	-	-	-	-	-	-	-	-	-	-	-	-	-	-	-
vs Washington State	12-25-15		dnp	-	-	-	-	-	-	-	-	-	-	-	-	-	-	-	-	-
NEVADA	12/30/15		dnp	-	-	-	-	-	-	-	-	-	-	-	-	-	-	-	-	-
at Fresno State	01/02/16		dnp	-	-	-	-	-	-	-	-	-	-	-	-	-	-	-	-	-
UTAH STATE	01/09/16		dnp	-	-	-	-	-	-	-	-	-	-	-	-	-	-	-	-	-
at UNLV	01/12/16		dnp	-	-	-	-	-	-	-	-	-	-	-	-	-	-	-	-	-
WYOMING	1/16/16		dnp	-	-	-	-	-	-	-	-	-	-	-	-	-	-	-	-	-
at San José State	1/23/16		dnp	-	-	-	-	-	-	-	-	-	-	-	-	-	-	-	-	-
AIR FORCE	1/27/16	1		0-1	.000	0-1	.000	0-0	.000	0	0	0	0.0	0	0	0	0	0	0	0.0
at Boise State	01/30/16		dnp	-	-	-	-	-	-	-	-	-	-	-	-	-	-	-	-	-
UNLV	2/2/16		dnp	-	-	-	-	-	-	-	-	-	-	-	-	-	-	-	-	-
at SAN DIEGO STATE	02-06-16		dnp	-	-	-	-	-	-	-	-	-	-	-	-	-	-	-	-	-
at Utah State	02/09/16		dnp	-	-	-	-	-	-	-	-	-	-	-	-	-	-	-	-	-
SAN JOSÉ STATE	02/13/16		dnp	-	-	-	-	-	-	-	-	-	-	-	-	-	-	-	-	-
BOISE STATE	2/17/16		dnp	-	-	-	-	-	-	-	-	-	-	-	-	-	-	-	-	-
at Air Force	2/20/16		dnp	-	-	-	-	-	-	-	-	-	-	-	-	-	-	-	-	-
at Colorado State	2/23/16		dnp	-	-	-	-	-	-	-	-	-	-	-	-	-	-	-	-	-
FRESNO STATE	02/27/16		dnp	-	-	-	-	-	-	-	-	-	-	-	-	-	-	-	-	-
SAN DIEGO STATE	3/1/16		dnp	-	-	-	-	-	-	-	-	-	-	-	-	-	-	-	-	-
at Nevada	03/05/16		dnp	-	-	-	-	-	-	-	-	-	-	-	-	-	-	-	-	-
Totals		0	2	0-1	.000	0-1	.000	0-0	.000	0	0	0	0.0	0	0	0	0	0	0	0.0

Games played: 2
Minutes/game: 1.0
FG Pct: 0.0
3FG Pct: 0.0

Points:
FG:
FGA: 1 vs. Air Force (1-27-16)
3FG:
3FGA: 1 vs. Air Force (1-27-16)
FT:
FTA:
Rebounds:
Assists:
Blocks:
Steals:
Minutes Played: 1, Twice

CAREER HIGHS

MISCELLANEOUS STATISTICS

CAREER STATISTICS

Season	gp-gs	min/avg	Total		3-Point		F-Throws		Rebounds				Scoring							
			fg-fga	pct	fg-fga	pct	ft-fta	pct	off	def	tot	avg	pf	fo	ast	to	blk	stl	pts	avg
2015-16	2-0	2/1.0	0-1	.000	0-1	.000	0-0	.000	0	0	0	0.0	0	0	0	0	0	0	0	0.0
TOTAL	2-0	2/1.0	0-1	.000	0-1	.000	0-0	.000	0	0	0	0.0	0	0	0	0	0	0	0	0.0

THE 2015-16 LOBOS



Anthony Mathis
 6'3" - 170 lbs. - Freshman - Guard
 West Linn, Ore. (West Linn HS)

31

NOTEWORTHY :

- Scored 16 points in 15 minutes, both career bests, against Air Force
- Scored seven points against both Nicholls State and Utah State
- Part of back-to-back-to-back 6A Oregon state championships
- 6A Second Team All-State as a senior
- First Team All-State selection as a junior

GAME-BY-GAME STATISTICS

SEASON HIGHS

#31 MATHIS, Anthony

Opponent	Date	gs	min	Total		3-Pointers		Free throws		Rebounds				pts	avg					
				fg-fga	pct	3fg-fga	pct	ft-fa	pct	off	def	tot	avg							
TEXAS SOUTHERN	11/13/15	13	0-4	.000	0-3	.000	0-0	.000	0	0	0	0.0	3	2	2	0	1	0	0.0	
at New Mexico State	11/15/15	3	0-1	.000	0-1	.000	0-0	.000	0	0	0	0.0	1	0	0	0	1	0	0.0	
LOYOLA-CHICAGO	11/18/15	5	0-0	.000	0-0	.000	3-3	1.000	0	0	0	0.0	0	1	0	0	0	3	1.0	
at USC	11/21/15	2	1-1	1.000	1-1	1.000	0-0	.000	0	0	0	0.0	1	0	1	0	0	3	1.5	
NICHOLLS STATE	11/25/15	14	2-7	.286	1-6	.167	2-3	.667	0	1	1	0.2	2	1	1	0	0	7	2.6	
ORAL ROBERTS	12/1/15	7	1-1	1.000	1-1	1.000	0-0	.000	0	0	0	0.2	1	1	0	0	0	3	2.7	
at Purdue	12/05/15	6	0-0	.000	0-0	.000	0-0	.000	0	2	2	0.4	0	0	1	1	0	0	2.3	
NORTHERN IOWA	12/12/15	2	1-1	1.000	1-1	1.000	0-0	.000	0	0	0	0.4	1	0	0	0	0	3	2.4	
NEW MEXICO STATE	12/16/15	5	1-4	.250	0-3	.000	0-0	.000	0	0	0	0.3	1	0	0	0	0	2	2.3	
RICE	12/19/15	7	0-3	.000	0-2	.000	0-0	.000	0	1	1	0.4	0	1	0	0	0	0	2.1	
vs Auburn	12-22-15	3	1-1	1.000	0-0	.000	0-0	.000	0	1	1	0.5	1	0	0	0	0	2	2.1	
vs BYU	12-23-15	14	2-5	.400	1-3	.333	0-0	.000	0	0	0	0.4	0	1	0	0	1	5	2.3	
vs Washington State	12-25-15	5	0-0	.000	0-0	.000	0-0	.000	0	0	0	0.4	1	1	0	0	0	0	2.2	
NEVADA	12/30/15	3	0-0	.000	0-0	.000	0-0	.000	0	0	0	0.4	2	1	0	0	0	0	2.0	
at Fresno State	01/02/16	5	0-0	.000	0-0	.000	0-0	.000	0	1	1	0.4	2	0	1	0	1	0	1.9	
UTAH STATE	01/09/16	8	1-2	.500	1-2	.500	0-0	.000	1	0	1	0.4	1	0	1	0	0	3	1.9	
at UNLV	01/12/16	6	0-0	.000	0-0	.000	0-0	.000	0	1	1	0.5	2	0	1	0	0	0	1.8	
WYOMING	1/16/16	3	0-0	.000	0-0	.000	0-0	.000	0	0	0	0.4	1	0	0	0	0	0	1.7	
at San José State	1/23/16	10	0-1	.000	0-0	.000	0-0	.000	0	0	0	0.4	2	0	0	0	1	0	1.6	
AIR FORCE	1/27/16	15	4-5	.800	3-4	.750	5-5	1.000	1	1	2	0.5	1	0	0	0	0	16	2.4	
at Boise State	01/30/16	dnp	-	-	-	-	-	-	-	-	-	-	-	-	-	-	-	-	-	
UNLV	2/2/16	1	0-0	.000	0-0	.000	0-0	.000	0	1	1	0.5	0	0	2	0	0	0	2.2	
at SAN DIEGO STATE	02-06-16	dnp	-	-	-	-	-	-	-	-	-	-	-	-	-	-	-	-	-	
at Utah State	02/09/16	8	2-3	.667	2-2	1.000	1-1	1.000	0	1	1	0.5	0	0	1	0	0	7	2.5	
SAN JOSE STATE	02/13/16	8	0-1	.000	0-1	.000	0-0	.000	0	1	1	0.6	0	0	0	0	0	0	2.3	
BOISE STATE	2/17/16	dnp	-	-	-	-	-	-	-	-	-	-	-	-	-	-	-	-	-	
at Air Force	2/20/16	6	1-3	.333	1-3	.333	0-0	.000	0	0	0	0.5	2	0	0	0	0	3	2.4	
at Colorado State	2/23/16	5	0-1	.000	0-1	.000	0-0	.000	0	0	0	0.5	0	1	0	0	1	0	2.3	
FRESNO STATE	02/27/16	dnp	-	-	-	-	-	-	-	-	-	-	-	-	-	-	-	-	-	
SAN DIEGO STATE	3/1/16	dnp	-	-	-	-	-	-	-	-	-	-	-	-	-	-	-	-	-	
at Nevada	03/05/16	dnp	-	-	-	-	-	-	-	-	-	-	-	-	-	-	-	-	-	
Totals		0	164	17-44	.386	12-34	.353	11-12	.917	2	11	13	0.5	25	9	12	0	7	57	2.3

Points: 16 vs. Air Force (1-27-16)

FG: 4 vs. Air Force (1-27-16)

FGA: 7 vs. Nicholls State (11-25-15)

3FG: 3 vs. Air Force (1-27-16)

3FGA: 4 vs. Air Force (1-27-16)

FT: 5 vs. Air Force (1-27-16)

FTA: 5 vs. Air Force (1-27-16)

Rebounds: 2, Twice

Assists: 2 vs. Texas Southern (11-13-15)

Blocks:

Steals: 1, Seven times

Minutes Played: 15 vs. Air Force (1-27-16)

CAREER HIGHS

Games played: 25
 Minutes/game: 6.6
 Points/game: 2.3
 FG Pct: 38.6
 3FG Pct: 35.3
 FT Pct: 91.7

Rebounds/game: 0.5
 Assists/game: 0.4
 Turnovers/game: 0.5
 Assist/turnover ratio: 0.8
 Steals/game: 0.3

MISCELLANEOUS STATISTICS

	SEASON	CAREER
Double Digit Scoring	1	1
Led Team in Steals	2	2

CAREER STATISTICS

Season	gp-gs	min/avg	Total		3-Point		F-Throws			Rebounds				Scoring						
			fg-fga	pct	fg-fga	pct	ft-fa	pct	off	def	tot	avg	pf	fo	ast	to	blk	stl	pts	avg
2015-16	25-0	164/6.6	17-44	.386	12-34	.353	11-12	.917	2	11	13	0.5	25	0	9	12	0	7	57	2.3
TOTAL	25-0	164/6.6	17-44	.386	12-34	.353	11-12	.917	2	11	13	0.5	25	0	9	12	0	7	57	2.3

THE 2015-16 LOBOS



Tim Williams
 6'8" - 240 lbs. - RS-Junior - Forward
 Flossmoor, Ill. (Samford)

32

NOTEWORTHY :

- 1,557 career points scored
- Leading the Mountain West at 60.4% shooting
- Recorded six double-doubles, three straight from 11/21-12/1
- All-Southern Conference First Team in 2013-14 at Samford

GAME-BY-GAME STATISTICS

SEASON HIGHS

#32 WILLIAMS, Tim

Opponent	Date	gs	min	Total		3-Pointers		Free throws		Rebounds				pf	a	t/o	blk	stl	pts	avg	
				fg-fga	pct	3fg-fga	pct	ft-fa	pct	off	def	tot	avg								
TEXAS SOUTHERN	11/13/15	*	29	7-8	.875	0-0	.000	3-4	.750	1	4	5	5.0	2	0	2	0	17	17.0		
at New Mexico State	11/15/15	*	16	4-8	.500	0-0	.000	0-0	.000	2	2	4	4.5	4	0	1	0	8	12.5		
LOYOLA-CHICAGO	11/18/15	*	33	10-14	.714	0-0	.000	2-4	.500	4	3	7	5.3	0	4	1	2	22	15.7		
at USC	11/21/15	*	37	12-21	.571	0-0	.000	1-1	1.000	9	6	15	7.8	3	1	3	1	25	18.0		
NICHOLLS STATE	11/25/15	*	29	3-8	.375	0-0	.000	4-4	1.000	3	9	12	8.6	1	2	1	0	10	16.4		
ORAL ROBERTS	12/1/15	*	34	10-15	.667	0-0	.000	3-6	.500	2	10	12	9.2	0	3	2	1	23	17.5		
at Purdue	12/05/15	*	37	3-12	.250	0-0	.000	2-2	1.000	1	6	7	8.9	2	1	1	2	8	16.1		
NORTHERN IOWA	12/12/15	*	35	6-11	.545	0-0	.000	7-9	.778	0	6	6	8.5	1	2	3	1	0	19	16.5	
NEW MEXICO STATE	12/16/15	*	33	9-15	.600	0-0	.000	0-0	.000	3	4	7	8.3	3	1	3	1	2	18	16.7	
RICE	12/19/15	*	31	9-12	.750	0-0	.000	0-0	.000	4	5	9	8.4	0	2	2	1	0	18	16.8	
vs Auburn	12-22-15	*	34	4-9	.444	0-0	.000	2-5	.400	0	4	4	8.0	3	2	0	0	0	10	16.2	
vs BYU	12-23-15	*	31	8-11	.727	0-0	.000	0-2	.000	1	7	8	8.0	2	0	0	1	0	16	16.2	
vs Washington State	12-25-15	*	34	6-11	.545	0-0	.000	4-5	.800	0	1	1	7.5	4	1	1	1	2	16	16.2	
NEVADA	12/30/15	*	25	9-13	.692	0-0	.000	2-2	1.000	2	2	4	7.2	4	1	2	0	1	20	16.4	
at Fresno State	01/02/16	*	37	4-7	.571	0-0	.000	5-8	.625	3	6	9	7.3	3	2	2	2	1	13	16.2	
UTAH STATE	01/09/16	*	34	9-13	.692	0-0	.000	3-5	.600	2	6	8	7.4	2	1	0	2	1	21	16.5	
at UNLV	01/12/16	*	33	2-9	.222	0-0	.000	4-6	.667	1	5	6	7.3	5	1	2	0	0	8	16.0	
WYOMING	1/16/16	*	40	7-11	.636	0-0	.000	3-4	.750	2	7	9	7.4	3	2	1	0	0	17	16.1	
at San José State	1/23/16	*	32	10-19	.526	0-0	.000	2-4	.500	4	6	10	7.5	2	1	1	1	1	22	16.4	
AIR FORCE	1/27/16	*	31	6-8	.750	0-0	.000	4-5	.800	2	8	10	7.7	1	2	2	2	2	16	16.4	
at Boise State	01/30/16	*	35	7-10	.700	0-0	.000	7-8	.875	0	7	7	7.6	2	0	2	1	0	21	16.6	
UNLV	2/2/16	*	37	10-15	.667	0-0	.000	9-12	.750	1	7	8	7.6	1	1	2	2	1	29	17.1	
at SAN DIEGO STATE	02-06-16	*	43	8-15	.533	0-0	.000	5-7	.714	3	4	7	7.6	0	2	1	1	0	21	17.3	
at Utah State	02/09/16	*	40	9-12	.750	0-0	.000	3-6	.500	4	3	7	7.6	2	0	0	0	0	21	17.5	
SAN JOSÉ STATE	02/13/16	*	36	7-8	.875	0-0	.000	2-6	.333	2	7	9	7.6	3	1	0	2	1	16	17.4	
BOISE STATE	2/17/16	*	31	4-8	.500	0-0	.000	10-13	.769	0	6	6	7.6	3	0	2	4	0	18	17.4	
at Air Force	2/20/16	*	38	6-10	.600	0-0	.000	5-9	.556	1	12	13	7.8	1	0	3	0	1	17	17.4	
at Colorado State	2/23/16	*	30	6-8	.750	0-0	.000	5-6	.833	3	4	7	7.8	2	0	2	1	0	17	17.4	
FRESNO STATE	02/27/16	*	35	7-9	.778	0-0	.000	4-8	.500	1	5	6	7.7	4	0	4	1	1	18	17.4	
SAN DIEGO STATE	3/1/16	*	37	3-4	.750	0-0	.000	5-6	.833	1	3	4	7.6	3	0	1	2	0	11	17.2	
at Nevada	03/05/16	*	35	5-10	.500	0-0	.000	1-1	1.000	1	1	2	7.4	0	2	2	1	1	11	17.0	
vs Nevada	03/10/16	*	36	5-12	.417	0-0	.000	2-5	.400	2	6	8	7.4	1	1	0	2	0	12	16.8	
Totals			32	1078	215-356	.604	0-0	.000	109-163	.669	65	172	237	7.4	67	33	48	39	19	539	16.8

Points: 29 vs. UNLV (2-2-16)

FG: 12 at USC (11-21-15)

FGA: 21 at USC (11-21-15)

3FG:

3FGA:

FT: 10 vs. Boise State (2-17-16)

FTA: 13 vs. Boise State (2-17-16)

Rebounds: 15 at USC (11-21-15)

Assists: 4 vs. Loyola-Chicago (11-18-15)

Blocks: 4 vs. Boise State (2-17-16)

Steals: 2, Three times

Minutes Played: 43 at San Diego State (2-6-16)

CAREER HIGHS

Games played: 32
 Minutes/game: 33.7
 Points/game: 16.8
 FG Pct: 60.4
 FT Pct: 66.9

Rebounds/game: 7.4
 Assists/game: 1.0
 Turnovers/game: 1.5
 Assists/turnover ratio: 0.7
 Steals/game: 0.6
 Blocks/game: 1.2

MISCELLANEOUS STATISTICS

	SEASON	CAREER
20+ Points	10	10
Double-Digit Scoring	29	29
10+ Rebounds	6	6
Double-Doubles	6	6
Led Team in Blocks	16	16
Led Team in Scoring	8	8
Led Team in Rebounds	18	18
Led Team in Assists	1	1
Led Team in Steals	4	4

CAREER STATISTICS

Season	gp-gs	min/avg	Total		3-Point		F-Throws		Rebounds				Scoring							
			fg-fga	pct	fg-fga	pct	ft-fa	pct	off	def	tot	avg	pf	fo	ast	to	blk	stl	pts	avg
2015-16	31-31	1042/33.6	210-344	.610	0-0	.000	107-158	.677	63	166	229	7.4	66	1	32	48	37	19	527	17.0
TOTAL	31-31	1042/33.6	210-344	.610	0-0	.000	107-158	.677	63	166	229	7.4	66	1	32	48	37	19	527	17.0

THE 2015-16 LOBOS



Michael Nesbitt
 6'7" - 220 lbs. - Senior - Forward
 Evansville, Ind. (Missouri S&T)

34

NOTEWORTHY :

- Scored first bucket as a Lobo and pulled in three boards against Air Force
- Averaged 9.6 points, 5.2 rebounds per game in 2014-15 for the Miners
- Shot 42.4 percent (28 of 66) from beyond the arc
- Three-time Academic All-GLVC selection with the Miners
- Working on his MBA at New Mexico

GAME-BY-GAME STATISTICS

SEASON HIGHS

#34 NESBITT, Michael

Opponent	Date	gs	min	Total		3-Pointers		Free throws		Rebounds				pts	avg				
				fg-fga	pct	3fg-fga	pct	ft-fta	pct	off	def	tot	avg			pf	a	t/o	blk
TEXAS SOUTHERN	11/13/15		dnp	-	-	-	-	-	-	-	-	-	-	-	-	-			
at New Mexico State	11/15/15		dnp	-	-	-	-	-	-	-	-	-	-	-	-	-			
LOYOLA-CHICAGO	11/18/15	1		0-0	.000	0-0	.000	0-0	.000	0	0	0	0.0	0	0	0	0	0	0.0
at USC	11/21/15		dnp	-	-	-	-	-	-	-	-	-	-	-	-	-	-	-	-
NICHOLLS STATE	11/25/15		dnp	-	-	-	-	-	-	-	-	-	-	-	-	-	-	-	-
ORAL ROBERTS	12/1/15		dnp	-	-	-	-	-	-	-	-	-	-	-	-	-	-	-	-
at Purdue	12/05/15		dnp	-	-	-	-	-	-	-	-	-	-	-	-	-	-	-	-
NORTHERN IOWA	12/12/15		dnp	-	-	-	-	-	-	-	-	-	-	-	-	-	-	-	-
NEW MEXICO STATE	12/16/15		dnp	-	-	-	-	-	-	-	-	-	-	-	-	-	-	-	-
RICE	12/19/15		dnp	-	-	-	-	-	-	-	-	-	-	-	-	-	-	-	-
vs Auburn	12-22-15		dnp	-	-	-	-	-	-	-	-	-	-	-	-	-	-	-	-
vs BYU	12-23-15		dnp	-	-	-	-	-	-	-	-	-	-	-	-	-	-	-	-
vs Washington State	12-25-15		dnp	-	-	-	-	-	-	-	-	-	-	-	-	-	-	-	-
NEVADA	12/30/15		dnp	-	-	-	-	-	-	-	-	-	-	-	-	-	-	-	-
at Fresno State	01/02/16		dnp	-	-	-	-	-	-	-	-	-	-	-	-	-	-	-	-
UTAH STATE	01/09/16	1		0-2	.000	0-1	.000	0-0	.000	0	0	0	0.0	0	0	0	0	0	0.0
at UNLV	01/12/16		dnp	-	-	-	-	-	-	-	-	-	-	-	-	-	-	-	-
WYOMING	1/16/16		dnp	-	-	-	-	-	-	-	-	-	-	-	-	-	-	-	-
at San José State	1/23/16	2		0-0	.000	0-0	.000	0-0	.000	0	0	0	0.0	0	0	0	0	0	0.0
AIR FORCE	1/27/16	2		1-1	1.000	0-0	.000	0-0	.000	2	1	3	0.8	0	0	0	0	0	2 0.5
at Boise State	01/30/16		dnp	-	-	-	-	-	-	-	-	-	-	-	-	-	-	-	-
UNLV	2/2/16		dnp	-	-	-	-	-	-	-	-	-	-	-	-	-	-	-	-
at SAN DIEGO STATE	02-06-16		dnp	-	-	-	-	-	-	-	-	-	-	-	-	-	-	-	-
at Utah State	02/09/16		dnp	-	-	-	-	-	-	-	-	-	-	-	-	-	-	-	-
SAN JOSÉ STATE	02/13/16		dnp	-	-	-	-	-	-	-	-	-	-	-	-	-	-	-	-
BOISE STATE	2/17/16		dnp	-	-	-	-	-	-	-	-	-	-	-	-	-	-	-	-
at Air Force	2/20/16		dnp	-	-	-	-	-	-	-	-	-	-	-	-	-	-	-	-
at Colorado State	2/23/16		dnp	-	-	-	-	-	-	-	-	-	-	-	-	-	-	-	-
FRESNO STATE	02/27/16		dnp	-	-	-	-	-	-	-	-	-	-	-	-	-	-	-	-
SAN DIEGO STATE	3/1/16	2		1-1	1.000	0-0	.000	0-1	.000	0	0	0	0.6	0	0	0	0	0	2 0.8
at Nevada	03/05/16		dnp	-	-	-	-	-	-	-	-	-	-	-	-	-	-	-	-
Totals		0	8	2-4	.500	0-1	.000	0-1	.000	2	1	3	0.6	0	0	0	0	0	4 0.8

Games played: 5
 Minutes/game: 1.6
 Points/game: 0.8
 FG Pct: 50.0
 3FG Pct: 0.0
 FT Pct: 0.0

Rebounds/game: 0.6

Points: 2, Twice
FG: 1, Twice
FGA: 2 vs. Utah State (1-9-16)
3FG:
3FGA: 1 vs. Utah State (1-9-16)
FT:
FTA: 1 vs. San Diego State (3-1-16)
Rebounds: 3 vs. Air Force (1-27-16)
Assists:
Blocks:
Steals:
Minutes Played: 2, Three times

CAREER HIGHS

MISCELLANEOUS STATISTICS

CAREER STATISTICS

Season	gp-gs	min/avg	Total		3-Point		F-Throws		Rebounds				Scoring							
			fg-fga	pct	fg-fga	pct	ft-fta	pct	off	def	tot	avg	pf	fo	ast	to	blk	stl	pts	avg
2015-16	5-0	8/1.6	2-4	.500	0-1	.000	0-1	.000	2	1	3	0.6	0	0	0	0	0	0	4	0.8
TOTAL	5-0	8/1.6	2-4	.500	0-1	.000	0-1	.000	2	1	3	0.6	0	0	0	0	0	0	4	0.8