

LOBO FOOTBALL




2019 MEDIA GUIDE

TERANCE MATHIS



GLOVER QUIN



BRIAN URLACHER



JASON SANDERS



GENERAL INFORMATION

Name of School University of New Mexico
 City/Zip Albuquerque, N.M. 87106
 Founded 1889 by Territorial Legislature
 Enrollment 22,225
 Nickname Lobos
 School Colors Cherry and Silver
 Stadium Dreamstyle Stadium
 Capacity 39,224
 Conference Mountain West
 Affiliation NCAA I
 President Dr. Garnett Stokes
 Athletic Director Eddie Nuñez
 Athletic Dept. Phone 505-925-5501
 Ticket Office Phone 505-925-LOBO

COACHING STAFF

Head Coach Bob Davie
 Alma Mater, Year Youngstown State, 1977
 Record at School (years) 33-54, 8th season
 Career Record (years) 68-79, 13th season
 Football Office Phone 505-925-5700
 Best Time of Day to Reach Coach Contact SID
 Assistant Coaches
 Joe Dailey Off. Coord./QBs
 Saga Tuitele Run Game Coord./OL
 Apollo Wright Off. Pass Game Coord./RBs
 Scott Baumgartner WRs
 Clay Davie TEs
 Gray Curtis Grad. Asst. (Offense)
 Jacob Girdle Grad. Asst. (Offense)
 Jordan Peterson Def. Coord./S
 Perry Eliano Special Teams/CBs
 Dan Carrel LBs
 Stan Eggen DL
 Dillon Sanders LBs
 Jake Rothschilder Grad. Asst. (Defense)
 Joe Montag Grad. Asst. (Defense)
 Greg Svarczkopf Dir. of Recruiting
 Jacob Grant Asst. Ops and Recruiting
 John Lintner Video Coordinator
 Scott Holsopple Athletic Performance
 John McWilliams Asst. Athletic Performance

TEAM INFORMATION

2018 Overall Record 3-9
 2018 Mountain West Record/Finish 1-7/6th Mt.

HISTORY

First Year of Football 1892
 Overall All-Time Record 486-597-31
 Number of Bowls/last 13/2016
 Bowl Record 4-8-1
 NFL Draft Picks 65

COMMUNICATIONS

Press Box Phone 505-925-5805
 SID Mailing Address New Mexico Athletics
 Colleen J. Maloof Administration Building
 1 University of New Mexico
 MSC04 2680
 Albuquerque, NM 87131-0001
 Overnight Address New Mexico Athletics
 Colleen J. Maloof Administration Building
 1414 University Boulevard SE
 Albuquerque, NM 87106

Frank Mercogliano Asst. A.D. for Communications
 Cell 505-410-4844

2019 SCHEDULE

Date	Opponent (TV)	Time (MT)
8/31	Sam Houston State	4 pm
9/14	at Notre Dame (NBC)	12:30 pm
9/21	%New Mexico State (AT&T SportsNet)	2:30 pm
9/28	at Liberty (ESPN+)	4 pm
10/4	*^at San Jose State (CBS Sports Network)	8 pm
10/11	*^Colorado State (CBS Sports Network)	6 pm
10/19	*at Wyoming (AT&T SportsNet)	2 pm
10/26	*Hawai'i (Spectrum)	2 pm
11/2	*at Nevada (ESPN Family of Networks)	TBA
11/9	*Air Force (AT&T SportsNet)	Noon
11/16	*at Boise State (ESPN Family of Networks)	TBA
11/30	*Utah State (Stadium/Facebook)	2 pm

^denotes Friday night

%denotes Rio Grande Rivalry Game

2019 ROSTER BREAKDOWN**STARTERS/LETTERWINNERS RETURNING**

Letterwinners Returning/Lost: 38/28
 Offensive Letterwinners Returning/Lost: 21/10
 Defensive Letterwinners Returning/Lost: 14/16
 Specialist Letterwinners Returning/Lost 3/2
 Offensive Starters Returning/Lost: 8/3
 Other Off. Returners with Career Starts. 3
 Defensive Starters Returning/Lost: 2/9
 Other Def. Returners with Career Starts. 3
 Specialists Starters Returning/Lost: 3/2

ON THE INSIDE

Quick Facts/Schedule	1
Roster Breakdown/Policies & Procedures	2
University of New Mexico	3-4
Center for Student-Athlete Success	5
Academic Success/Support	6-7
Lobos in the NFL	8-13
Lobos in the NFL Draft	14
Dreamstyle Stadium	15-16
Athletic Performance Center	17
Famous Alumni	18-19

COACHING STAFF & PLAYERS

Head Coach Bob Davie	20-22
Assistant Coaches and Support Staff	23-40
2019 Rosters	41-42
Where the Lobos are From	43
Returning Player Pages	44-73
Newcomer Player Pages	74-77
Markel Byrd Dedication	78

2018 SEASON REVIEW

2018 Statistics	79-92
Last Time It Happened	93
2018 Game-By-Game Boxscores/Recaps	94-99
2018 Honors/Final Standings	100-101

RECORDS

New Mexico Man	102
Records	103-114
Offensive Year-By-Year	115
Offensive Year-By-Year	116
Honors/Players of the Week	117-120
Attendance Records	121
Home Openers	122
Season Openers	123
Homecoming	124
NCAA Rankings	125
End of Season Honors	126
Bowl History	127-131
All-Time Lettermen	132-137
All-Time Season Results	138-143

ADMINISTRATION/MEDIA INFORMATION

President Garnett T. Stokes	144
Athletic Director Eddie Nuñez	144
Board of Regents	144
Media Outlets	145
Media Information	146
Mountain West	147-148

NEW MEXICO ATHLETICS**Mission**

DEVELOPING LOBOS FOR LIFE!

Vision Statement

The University of New Mexico athletics aspires to be the premier athletic program in our Conference and recognized as a national leader in inter-collegiate athletics with an international reputation for excellence.

Core Values

Student Athlete Experience - We provide an environment that promotes personal, academic, athletic, and social development. We prepare Lobos for Life!

Integrity - We are honest, respectful, and accountable.

Excellence - We maximize our efforts and talents to ensure success of the Lobos.

Respect - We value the importance of diversity, fairness, goodwill and sportsmanship.

Lobo Pride - We support an atmosphere that embraces school spirit, honors tradition, and develops Lobos for Life!

ROSTER BREAKDOWN

2019 LETTERMEN/SQUAD RETURNING (47)

Offense (28): QB (2) Sheriron Jones*, *Tevaka Tuioti** **RB (7)** Bryson Carroll*, Bobby Cole*, Ahmari Davis*, Micah Gray*, Jahvon Jones***, Kentrail Moran*, Daevon Vigilant*; **WR (7)** Q' Drennan**, Jay Griffin IV**, Elijah Lilly***, Aaron Molina*, Anu Somoye***, Anselem Umeh**, Thomas Vieira***; **TE (3)** Erik Beilman**, Jeffrey Jones, Jr.*, Marcus Williams**; **OL (9)** Austin Cook*, Chris Estrella**, Radson Jang*, Beau Hott***, Javon Mosley*, Teton Saltes**, Kyle Stapley*, Jarred Sylvester*, David Zavala*

Defense (17): DL (5) Erin Austin*, Aaron Blackwell**, Nahje Flowers**, Langston Murray*, Adebayo Soremekun*; **LB (5)** Matthew French*, Alex Hart***, Dylan Horton*, Brandon Shook*, Alexander "Moana" Vainikolo*; **S (4)** Nico Bolden*, Johnny Hernandez*, Kameron Miller**, Patrick Peek*; **CB (3)** Corey Hightower**, Blair Manly***, DeJohn Rogers*

Specialists (2): Tyson Dyer*, Jared EnRico**, Dylan Kelly-Romeiro*, Andrew Shelley*;

STARTERS RETURNING (15)

Offense (7): QB Lamar Jordan, RB Tyrone Owens, OL Charlie Grammel, OL Aaron Jenkins, TE Marcus Williams TE, WR Q' Drennan, WR Patrick Reed

Defense (6): DL Cody Baker, LB Rhashaun Epting, LB Alex Hart, CB Jalin Burrell, CB D'Angelo Ross, S Bijon Parker

Specialists (2): LS Jared EnRico, LS Lon Hampton

STARTERS LOST (14)

Offense (4): RB Tyrone Owens, WR Delane Hart-Johnson, WR Patrick Reed, OL Aaron Jenkins

Defense (9): DL Cody Baker, MLB Evah Tohi, LB Sitiveni Tamaivana, RUSH Rhashaun Epting, CB Jalin Burrell, CB D'Angelo Ross, S Stanley Barnwell, Jr., S Marcus Hayes, NICK Bijon Parker

Specialists (1): LS Lon Hampton

REDSHIRTS/SQUAD RETURNING (20)

Offense (9): QB (1) Trae Hall **RB (1)** Lawrence "L.O." Johnson **WR (4)** Andrew Erickson, Jonah Leyva, Cedric Patteron III, Reece Wilkinson **OL (3)** Colston Chacon, Brad Murphy, Hayden Wilson

Defense (9): DL (3) Ben Bertram, Louis Harden, Trent Sellers, **LB (3)** Dequez Irving, Xavier Vigil, Josh Woisin; **S (1)** A.J. Greeley; **CB (2)** Donte Martin, Nic Wilson

Specialists (2): John Mitchell, Donovan Murphree

*denotes played during the season and didn't redshirt

italics denotes played in 2018 but earned medical redshirt

NEW MEXICO MEDIA POLICIES & PROCEDURES

New Mexico Media Luncheon

In the fall, the New Mexico Media Luncheons are Tuesdays from noon to 1 p.m. Coach Davie is available at 12:30 p.m. Audio and video clips from Davie are available at www.golobos.com. The press conferences are also streamed on GoLobos.com by LoboTV. Please note that the Mountain West no longer conducts a football coaches teleconference. The luncheon is on the Zia II level of the West press box.

Bob Davie Interview Opportunities

Coach Davie is available after practice on Monday, Wednesday and Thursday during game week. His first interview opportunity after road games will be on Monday morning after practice. LoboTV does post raw footage of postgame interviews for television stations and media. For access, contact Frank Mercogliano at fmercog@unm.edu.

New Mexico Player Interview Opportunities

All player interviews must be arranged through the UNM athletics communications office. In the fall, the main time for interviews is after practice. Wednesday is the last day for player interviews, and Thursday is the last day for coach interviews. For lengthier interviews, please call the communications office to arrange a better time that is more conducive to the interview. The only players off-limits during the season (general rule) are true freshmen who haven't played. Exceptions can be made depending on the circumstances.

Postgame: The UNM locker room is closed. Requested players will be brought to the football classroom on the second floor of the Tow Diehm football building and outside the locker room for road games.

Wireless in the Press Box

The press box at University Stadium is fully equipped for wireless connections. Access is free, but those wanting access need their own internal or external wireless cards. Phone lines are available.

www.collegepressbox.com

CollegePressBox.com gives the media one-stop access to updated contact information, media guides, game books, photos, quotes, links and more for each of the league's schools and the Mountain West office. Log-in information will be provided by the MW office to accredited media, or you can apply for a password by sending an e-mail to password@collegepressbox.com.

Live Stats

The University of New Mexico is proud to utilize Sidearmstats for Live Stats. Media members in the arena for home games can log onto www.golobos.com/sidearmstats/football/media from any laptop or tablet. From a mobile phone, media members can log into www.golobos.com/sidearmstats/football/media, download the app and have instant access to stats on your mobile device.

Ticket Information

- online at unmtickets.com
- by calling 925-5858 or toll-free at 800-955-HOWL.
- Albertson's stores in Albuquerque, Rio Rancho, Los Lunas and Santa Fe
- Lobo Ticket Office inside the Pit at the NW corner of University & Cesar Chavez boulevards from 8:30-5 Monday-Friday
- UNM Bookstore (Bookstore Ticket Office is closed on Mondays) For more information call the New Mexico Athletics Ticket Office at (505) 925-5626 or 1-800-955-HOWL (4695). Call (505) 925-5500 for group tickets and ask to speak to a customer service representative.

On Game Day, the northeast box office at Dreamstyle Stadium opens four hours prior to kickoff, and the Lobo Ticket Office at Dreamstyle Arena opens three hours before game time. The northwest Dreamstyle Stadium box office opens 90 minutes before kickoff.

Lobo Talk & The Lobo Coaches Show

In the fall, host Robert Portnoy and coach Bob Davie discuss UNM football at Lobo Talk Wednesdays. The show airs from 7-8 p.m. at Rio Bravo Brewing. Fans can call 866-350-4309 to ask coach Davie a question. Also in the fall, the Lobo Coaches Show will be produced by LoboTV, with distribution channels to be announced in the fall.

Game Credentials

Regular UNM media will receive game credentials prior to the start of the season. Media members with season credentials will also serve as a parking pass for the Baseball South lot across from the stadium (the Baseball East lot is no longer a media lot)

Visiting team media should request single-game credentials through their team's media relations office. Media passes work as parking passes for the Baseball South lots.

Media members not associated directly with a team can email requests to fmercog@unm.edu. Please have these Wednesday of game week (Tuesday for the Friday night home game).

For media members picking up credentials at will call without parking passes, it is located in the Northeast corner of the stadium by Gate 7 or 8. With parking passes credentials will be located at the University Drive entrance to the Baseball South lot with the parking attendant. This should allow you to get your credential without having to wait in line or deal with parking on the north side of the stadium.

Parking

Media parking is located across and just south of the stadium off University Drive. Media members can park in the Baseball South lot which is located next to University Drive. The Baseball South lot entrance is off University Drive south of the new R.D. and Dale Hubbard Clubhouse.

Visiting Radio

The visiting radio booth is located on the 4th level of the main press box, next to the main media area.

THE UNIVERSITY OF NEW MEXICO

Founded in 1889 as New Mexico's flagship institution, The University of New Mexico now occupies nearly 800 acres near old Route 66 in the heart of Albuquerque, a metropolitan area of more than 500,000 people. From the magnificent mesas to the west, past the banks of the historic Rio Grande to the Sandia Mountains to the east, Albuquerque is a blend of culture and cuisine, styles and stories, people, pursuits and panoramas.

Offering a distinctive campus environment with a Pueblo Revival architectural theme, the campus buildings echo nearby Pueblo Indian villages. The nationally recognized campus arboretum and the popular duck pond offer an outstanding botanical experience in the midst of one of New Mexico's great public open spaces.

The People

As a Hispanic-Serving Institution, the University represents a cross-section of cultures and backgrounds. In spring of 2019, 22,225 students attended main campus with another 6,752 students at branch campuses and education centers.

UNM boasts an outstanding faculty that includes a Nobel Laureate, two MacArthur Fellows, 35 Fulbright scholars and several members of national academies. Faculty publish in many professional journals including Scientific American, The New England Journal of Medicine and Nature. UNM professors have been quoted in Newsweek, Los Angeles Times, Business Week, People Magazine, Parade Magazine, U.S. News and World Report, and The New Yorker, among others. They have shared their expertise on CNN, the Today Show, Good Morning America, Nova National Geographic and other news shows.

UNM employs more than 20,000 people statewide, including employees of University Hospital. It has more than 159,000 active alumni, with Lobos in every state and more than 1,400 alumni outside the U.S. More than half of UNM's alumni choose to remain in New Mexico.

The Places

The University has branch campuses in Gallup, Los Alamos, Taos and Valencia County, plus UNM West, an extension campus in Rio Rancho. UNM offers bachelor and graduate degree completion programs throughout the state via Extended Learning and has education centers located at the four branch campus locations as well as in Santa Fe, Farmington, and at Kirtland Air Force Base. UNM's libraries, museums, galleries and performance spaces are a rich cultural resources for the state. Home to the Lobos and contenders in the Mountain West Conference, UNM athletics draw fans from all over. Dreamstyle Arena aka The Pit is one of college basketball's most famous and recognizable buildings. In fact, The Pit was ranked 8th by USA Today as one of the best arenas to watch college basketball.

The Programs

UNM is a place where cutting-edge research and creative endeavors flourish. UNM research injects millions of dollars into New Mexico's economy, funds new advancements in health-care, and augments teaching – giving students valuable hands-on training in state-of-the-art laboratories.

The Health Sciences Center is the state's largest integrated health care treatment, research and education organization. U.S. News and World Report's 2015 edition of "America's Best Graduate Schools" ranks the UNM School of Medicine 40th in primary care and 83rd in research, while specific areas also rank again among the top 10 – rural medicine, second, and family medicine, ninth. Additionally, in health disciplines, UNM's nursing/midwifery program is ranked fifth. UNM School of Law is ranked 72th, while ranking ninth in clinical training. UNM College of Fine Arts is ranked 53rd, with its photography program ranked fifth in the nation. The engineering program is ranked 87th nationally, with electrical engineering coming in at 53rd, and Chemical Engineering ranking at 58th.

UNM is the only Hispanic-Serving Institution in the U.S. that is also classified a Carnegie Research University with Very High Activity. Recently, Hispanic Business Magazine ranked four University schools among the top 10. The list included: UNM School of Law, seventh; UNM Anderson School of Management, fourth; UNM School of Medicine, seventh; and the UNM School of Engineering, sixth.

Among the University's outstanding research units are the Center for Advanced Research Computing, Cancer Center, New Mexico Engineering Research Institute, Center for High Technology Materials, Design Planning Assistance Center, and the Mind Research Network.

UNM Traditions-The Lobo Nickname

A number of legends have arisen over the years as to how The University of New Mexico got "Lobo" as its official nickname. When the university began playing football in 1892, the team was simply referred to as "The University Boys" or "Varsities" to distinguish themselves from the prep school kids.

The student body, at least as early as 1917, began to seriously explore the possibilities for both a mascot and a new name for the student newspaper, which was then called simply the "U.N.M. Weekly." Several names for the paper were suggested, including The Rattler, the Sand Devil, the Ki-yo-te and the Cherry and Silver. However, there was no single name that struck a responsive chord among the students and when school opened in the Fall of 1920 the U.N.M. Weekly was still there.

On Sept. 22, 1920, sophomore George S. Bryan, editor of the U.N.M. Weekly and student manager of the football team, was present at a Student Council meeting for the purpose of suggesting that the University teams be given a mascot name as at that time many universities had mascot names for their teams. Bryan suggested Lobo, the Spanish word for wolf, as the nickname. The name was enthusiastically received. The Oct. 1 issue of the student paper said, "The Lobo is respected for his cunning, feared for his prowess, and is the leader of the pack. It is the ideal name for the Varsity boys who go forth to battle for the glory of the school. All together now; fifteen rahs for the LOBOS."



From that beginning, the Lobo nickname has remained with The University of New Mexico for over almost 100 years.

UNM Traditions - The Lobo Mascot

After "Lobo" was adopted as the school's nickname in 1920, it was not long thereafter that a real Lobo became the mascot.

Bruno Dieckmann, class of 1902, and by 1920 a successful Albuquerque insurance and real estate agent, acquired the first Lobo for the University at his own expense. At the time he was treasurer of the Athletic Association and "one of the most admired men in town."

Elsie Ruth Chant, class of 1923, recalled, "All of the girls on campus wanted to be seen with him.

He was an accomplished concert violinist as well as being a successful businessman, and he was rich. He drove a Stutz Bearcat convertible around town and all of the girls would compete to get rides with him. Sometimes he had five or six girls in the car, and when he finally got married, he left broken hearts all over campus. Anyway, he either caught it himself or he paid to have a wolf captured in the Mount Taylor area. The wolf was brought into the school and a student by the name of Bowman would take it on a leash to the football practice area."

Apparently, a government trapper named Jim Young caught a wolf pup on the Floyd Lee Ranch near Mount Taylor in western part of the state. The cub became the responsibility of the cheerleaders and it appeared in harness at every football game. However, in the late 20s, a child teased the wolf and the child was bitten at one of the games. UNM officials were forced to dispose of the wolf, as one historian put it, "for fear other ill-bred brats might become tempted to play with the wolf and bring a damage suit."

A live wolf was not a part of the scene for over 90 years, but recently, Zoerro the Wolf from the Wild Spirit Wolf Sanctuary has been at events for photo opportunities and to educate UNM fans on the wolves and to "educate the public about wolves, wolf-dogs, and other related species, our eco-system and how we all play a part in it, and the excellent, ethical care and treatment of all animals domestic and wild." In the early 1960s a human mascot named "Lobo Louie" was created. A second mascot, "Lobo Lucy" was created in the early 1980s. Both are now members of the school's cheerleading squad.

UNM Traditions - Cherry and Silver

The most common origin of New Mexico's school colors dates back nearly 100 years. Apparently, the school colors in the early 1890s were black and gold. Ms. Harriet Jenness, a faculty member who taught drawing, drama, penmanship, and music, suggested a change in school colors because black and gold did not give a true feeling of New Mexico. She suggested the crimson evening glow of the majestic Sandia mountains to the east. The silver came from when students and faculty took picnics in the Sandias and noted the Rio Grande looked like a silver ribbon winding through the valley below. Her ideas were enthusiastically adopted by the faculty and staff.

The crimson was later changed to cherry, the color of a Sandia sunset. Miss Jenness died in 1895, two years before the colors were adopted as "official." From 1973-79, turquoise was integrated into the official school colors, at least, for the athletics teams. The football team wore turquoise jerseys at home during those years. Cherry and silver returned as the predominant colors in 1980, and teams will now wear turquoise as an alternate or throwback jersey.

UNM Traditions - The Alma Mater

The Alma Mater (in Latin means "Nourishing" or "Dear Mother") was a source of contention at UNM in 1947. The original Alma Mater was set to the tune of "Annie Lyle," which was an unpopular tune with the student body for a long period of time. The student body voted in a general election to change the Alma Mater and found Glee Club Director Craig Summers to oblige. Actually Mr. Summers and his father wrote the present Alma Mater three years before and called it "The New Mexico Hymn."

New Mexico, New Mexico
We sing to honor thee.
This golden haze of college days
Will live in memory.
This praise we sing will ever ring
With truth and loyalty New Mexico, your fame we know
Will last eternally.

UNM Traditions - The Fight Song

The UNM fight Song was written in 1930. The music to the Fight Song was written by Dean Lena Clauve, who served the University for 32 years as a professor of music education and as the Dean of Women. Dr. George St. Clair, professor in the English Department, wrote the lyrics.

Hail to thee, New Mexico,
Thy loyal sons are we. Marching down the field we go,
Fighting for thee.
RAH! RAH! RAH!
Now we pledge our faith to thee,
Never shall we fail.
Fighting ever, yielding never.
HAIL! HAIL! HAIL!



CENTER FOR STUDENT-ATHLETE SUCCESS

**Mission**

The Lobo Center for Student-Athlete Success, in conjunction with the University of New Mexico, provides support services for prospective, current, as well as former student-athletes in an effort to increase academic and personal success. Student athletes are encouraged to develop personal responsibility, intelligent decision making, and leadership skills through the provision of educational experiences both inside and outside of the classroom. The Lobo Center also celebrates the academic and civic achievements by our student-athletes.

Services Offered Study Hall

The study halls are sport specific and designed to accommodate each athletic team in a structured and professional academic setting. The atmosphere is intended to foster an environment that is conducive to learning and group facilitation.

one study hall monitor. The study hall monitors are proficient in a myriad of subjects and provide assistance to the student-athletes when needed

Athletic Computer Labs

The athletic computer lab is an academic aid to student-athletes, and its primary purpose is to facilitate the scholastic pursuits of student athletes at the University of New Mexico.

Laptop Computers

Laptop computers are available to all student-athletes on a first come, first serve basis. The laptops are for student-athletes to use when they are on the road traveling for competition.

Learning Strategist

The Center also has an in-house Learning Strategist devoted to providing support to student-athletes who have been diagnosed with a learning disability as well as those who need additional instruction in specific content areas and general study skills. The Learning Strategist also provides workshops that address study skills and time management. Individual appointments can be made as needed as well as class specific reviews can be coordinated.

Books on Loan

A benefit of being a student-athlete on scholarship is an in-house bookroom where student-athletes can get their textbooks for their classes. Our bookroom administrator can look up student's class schedules to determine the necessary textbooks, which eliminates the time-consuming tasks of going to the bookstore to research the books for each class and then standing in long lines to purchase them!

Academic Monitoring

Student-athlete progress is monitored by the Student Support Staff, housed in the Lobo Center. Three times a semester instructors will provide feedback on student-athletes academic progress. Progress forms are sent at the 4th, 8th, and 12th week during the academic semester. The information provided in these forms are forwarded to coaches and used to help student-athletes with their academic progression.

Academic Advisement

Each student-athlete at UNM is required to meet with their athletic academic advisor at least once a semester for class registration advisement. Once a major is declared, the student-athlete is required to meet their assigned major advisor at least once per semester and then return a completed pre-enrollment form to their assigned athletic advisor. An athletic academic advisor is always available to answer any and all questions.

**University 101**

University 101 is a three (3) credit hour course that is designed to help freshmen student-athletes successfully transition into life and learning at the university. This course provides freshman student-athletes with a special orientation to the university community, the UNM athletics program, and the NCAA rules and regulations. Although the course does not fulfill core curriculum requirements, it is applicable towards elective credit. Furthermore, it is required for all incoming freshmen scholarship student-athletes.

ACADEMIC SUCCESS

Lobo Football Posts Best Back-to-Back Semesters in Program History

Under Coach Bob Davie, the Lobo Football team has had the mantra of Outwork, Outhit, Outdiscipline. When it comes to the books, and the classroom, that certainly was true in the 2018-19 academic year.

The Lobo Football team recorded a cumulative 2.83 GPA in the Fall and 2.92 GPA in the Spring, giving Lobo Football three straight top-five semester GPAs under coach Davie. That semester came of the heels of 27 Lobos earning Mountain West All-Academic, the most in the program's history since the Mountain West implemented the teams back in 2002. The team also had 14 Mountain West Scholar-Athletes, the most in the league since the 2005-06 season.

**2018 MOUNTAIN WEST ALL-ACADEMIC**

Erik Beilman
Business Administration



Aaron Blackwell
Business Administration




Nico Bolden
Business Administration



Austin Cook
Liberal Arts



Tyson Dyer
Business Administration



Jordan Flack
Business Administration



Coltin Gerhart
Physical Education




Charlie Grammel
Psychology



Micah Gray
Business Administration



Lon Hampton
Liberal Arts



Marcus Hayes
Undecided



Johnny Hernandez
Liberal Arts



Rafael Hidalgo
Liberal Arts



Javohn Jones
Business Administration



Elijah Lilly
Liberal Arts



Blair Manly
Communications




Gabe Ortega
Psychology



D'Angelo Ross
Business Administration



Teton Saltes
Political Science



Andrew Shelley
Mechanical Engineering



Brandon Shook
Criminology



Adebayo Soremekun
Liberal Arts



Kyle Stapley
Liberal Arts



Danny Sutton
Physical Education



Sitiveni Tamaivena
Liberal Arts



Anselem Umeh
Liberal Arts

ACADEMIC SUPPORT



ACADEMIC SERVICES OFFERED

STUDY HALL

The study halls are sport specific and designed to accommodate each athletic team in a structured and professional academic setting. The atmosphere is intended to foster an environment that is conducive to learning and group facilitation.

ATHLETIC COMPUTER LABS

The athletic computer lab is an academic aid to student-athletes, and its primary purpose is to facilitate the scholastic pursuits of student-athletes at the University of New Mexico. Laptop computers are available to all student-athletes when they are on the road traveling for competition.

LEARNING DISABILITIES SUPPORT LEARNING STRATEGIST

The Center also has an in-house Learning Strategist devoted to providing support to student-athletes who have been diagnosed with a learning disability as well as those who need additional instruction in specific content areas and general study skills.

BOOKS ON LOAN

A benefit of being a student-athlete on scholarship is an in-house book room where student-athletes can get their textbooks for their classes.

ACADEMIC MONITORING

Student-athlete progress is monitored by the Center. Three times a semester instructors will provide feedback on student-athletes academic progress.

ACADEMIC ADVISEMENT

Each student-athlete at UNM is required to meet with their athletic academic advisor at least once a semester for class registration advisement.

BRIAN FERGUSON

SENIOR STUDENT SUCCESS MANAGER, FOOTBALL

Brian Ferguson is entering his sixth year as a Senior Student Success Specialist with UNM, and his ninth overall with the university. With UNM football, he coordinates the academics support services for the team as well as supervising two full-time advisors.

Ferguson started at UNM as a learning specialist intern in February of 2012 before joining the academic staff full-time in January of 2014. He has worked with many teams at UNM, including women's basketball, track and field and volleyball. Ferguson, along with Andrea Pierson and Eden Mahina, work with Assistant A.D. for Football Brian DeSpain to keep the staff apprised of all academic matters including scheduling.

Ferguson earned his Bachelor's from New Mexico in 2007 in criminology and his Master's in Instructional Leadership from Wayland Baptist in 2013. The Albuquerque native played both football and track and field at La Cueva High School.



Lobo Center for Student-Athlete Success

(L-R) Deputy Athletic Director Janice Ruggiero, Eden Mahina, Joe DeBonis, Andrea Pierson, Chris Baca, Ashlynn Yeagle and Brian Ferguson (DaDa Willis-Gregory not pictured)



LOBOS IN THE NFL

Ben Agajanian

Height: 6' 0" Weight: 195

Born: 8/28/1919, in Santa Ana, CA, USA

High School: San Pedro (CA)


		FGM	FGA	XPM	XPA
1945	Philadelphia Eagles	0	0	0	0
1945	Pittsburgh Steelers	0	0	0	0
1947	Los Angeles Dons	0	0	0	0
1948	Los Angeles Dons	0	0	0	0
1949	New York Giants	8	13	35	36
1953	Los Angeles Rams	10	24	36	37
1954	New York Giants	13	25	35	35
1955	New York Giants	10	15	32	33
1956	New York Giants	5	13	23	23
1957	New York Giants	10	18	32	32
1960	Los Angeles Chargers	13	24	46	47
1961	Dallas Texans	1	2	8	8
1961	Green Bay Packers	1	2	8	8
1962	Oakland Raiders	5	14	10	11
1964	San Diego Chargers	2	4	8	8
Career Totals:		78	154	273	278

(2 AAFC Seasons)

(4 AFL Seasons)

(8 NFL Seasons)

Ben Agajanian is one of only two players in the history of professional football to play in the AAFC, the NFL, and the AFL, joining Hardy Brown. Agajanian has the distinction of scoring the first points in the inaugural AFL Championship game, a 38-yard field goal.



Walt Arnold

Position: TE

Height: 6' 3" Weight: 225

Born: 8/31/1958, in Galveston, TX, USA

High School: Los Alamos (NM)

		REC	YDS	AVG	TD	LNG
1980	Los Angeles Rams	5	75	15.0	1	33
1981	Los Angeles Rams	20	212	10.6	2	24
1982	Houston Oilers	0	0	0.0	0	0
1983	Houston Oilers	12	137	11.4	1	37
1984	Kansas City Chiefs	11	95	8.6	1	15
1984	Washington Redskins	0	0	0.0	0	0
1985	Kansas City Chiefs	28	339	12.1	1	38
1986	Kansas City Chiefs	20	169	8.5	1	27
1987	Kansas City Chiefs	3	26	8.7	0	10
Career Totals:		99	1053	10.6	7	38

(8 NFL Seasons)

Billy Austin

Position: DB/S

Height: 5' 10" Weight: 195

Born: 3/8/1975, in Washington, DC, USA

High School: Kempner (Sugar Land, TX)

		TKL	AST
1998	Indianapolis Colts	1	0
1999	Indianapolis Colts	12	3
2000	Indianapolis Colts	7	2
Career Totals:		20	5

(3 NFL Seasons)

Charlie Baker

Position: LB

Height: 6' 2" Weight: 230

Born: 9/26/1957, in Mount Pleasant, TX, USA

High School: Ector (Odessa, TX)

Drafted: 1980, Round 3, Pick 25 (81 Overall) by St. Louis Cardinals

		GP	GS	SCK	FR
1980	St. Louis Cardinals	16	1	0	0
1981	St. Louis Cardinals	14	8	0	1
1982	St. Louis Cardinals	9	9	0	2
1983	St. Louis Cardinals	16	16	0	0
1984	St. Louis Cardinals	9	6	0	0
1985	St. Louis Cardinals	15	3	0	0
1986	St. Louis Cardinals	16	16	3.5	1
1987	St. Louis Cardinals	14	3	0	0
Career Totals:		109	62	3.5	4

(8 NFL Seasons)

Hank Baskett

Position: WR


Height: 6' 4" Weight: 220

Born: 9/4/1982, in Clovis, NM, USA

		REC	YDS	AVG	TD	LNG
2006	Philadelphia Eagles	22	464	21.2	2	89T
2007	Philadelphia Eagles	16	142	8.9	1	25
2008	Philadelphia Eagles	33	440	13.3	3	90T
2009	Philadelphia Eagles	1	6	6.0	0	6
2009	Indianapolis Colts	4	28	7.0	0	9
2010	Minnesota Vikings	1	18	18.0	0	18
2010	Philadelphia Eagles	0	0	0.0	0	0
Career Totals:		77	1098	14.3	6	90T

(5 NFL Seasons)

Hank Baskett played seven seasons after starring at UNM and Clovis High School. Baskett was named the 2007 Philadelphia Eagles' Special Teams MVP.



Jarrold Baxter

Position: RB

Height: 6' 0" Weight: 245

Born: 3/9/1979, in Dayton, OH, USA

High School: Highland (Albuquerque, NM)

Drafted: 2002, Round 5, Pick 1 (136 Overall) by Houston Texans

		ATT	YDS	AVG	TD	REC	YDS	AVG	TD
2002	Houston Texans	7	14	2.0	0	5	33	6.6	1
2004	Houston Texans	2	1	0.5	0	1	3	3.0	0
2005	Arizona Cardinals	0	0	0.0	0	1	4	4.0	0
Career Totals:		9	15	1.7	0	7	40	5.7	1

(3 NFL Seasons)

Byron Bell

Position: LT

Height: 6' 5" Weight: 340

Born: 1/17/1989, in Greenville, TX, USA

High School: Greenville (Greenville, TX)

		GP	GS
2011	Carolina Panthers	16	12
2012	Carolina Panthers	15	15
2013	Carolina Panthers	16	14
2014	Carolina Panthers	15	15
2015	Tennessee Titans	16	16
2016	Tennessee Titans	0	0
2017	Dallas Cowboys	12	2
2018	Green Bay Packers	12	9
Career Totals:		102	83

(8 NFL Seasons)

Walter Bernard

Position: CB

Height: 6' 2" Weight: 200

Born: 5/3/1978, in San Diego, CA, USA

High School: Rancho Buena Vista (San Diego, CA)

		GP	GS	TKL
2002	Seattle Seahawks	1	0	0
(1 NFL Season)				

Quincy Black

Position: LB

Height: 6' 3" Weight: 227

Born: 2/28/1984, in Chicago, IL, USA

Drafted: 2007, Round 3, Pick 4, (68 Overall) by Tampa Bay Buccaneers

		TKL	SCK	INT	FF
2007	Tampa Bay Buccaneers	18	0	0	2
2008	Tampa Bay Buccaneers	12	0	0	0
2009	Tampa Bay Buccaneers	69	1.5	1	0
2010	Tampa Bay Buccaneers	54	2.0	1	1
2011	Tampa Bay Buccaneers	48	0	1	1
2012	Tampa Bay Buccaneers	28	0	0	0
Career Totals:		283	3.5	3	4

(6 NFL Seasons)

Quincy Black was one of the top linebackers in the 2007 draft according to Mel Kiper, and he had a productive six year NFL career.



Corey Bojorquez

Position: P

Height: 6' 0" Weight: 208

Born: 9/13/1996, in Bellflower, CA, USA

		GP	YDS	LNG	AVG
2018	New England Patriots	8	2028	60	45.1
Career Totals:		8	2028	60	45.1

(1 NFL Season)

Ken Brown

Position: C/OG

Height: 6' 1" Weight: 245

Born: 4/19/1954, in Saginaw, MI, USA

High School: Ganesha (Pomona, CA)

		GP	GS	FR
1979	Denver Broncos	16	0	1
1980	Green Bay Packers	7	0	0
Career Totals:		23	0	1

(2 NFL Seasons)

Marquis Bundy

Position: WR
Height: 6' 4" Weight: 215
Born: 8/5/1994, in Phoenix, AZ, USA
High School: Boulder Creek (Anthem, AZ)

		REC	YDS	AVG	TD	LNG
2016	Arizona Cardinals	0	0	0.0	0	0
2017	New York Giants	0	0	0.0	0	0

(2 NFL Seasons)**Jimmie Carter**

Position: LB
Height: 6' 1" Weight: 220
Born: 7/26/1961, in Weimar, TX, USA
High School: Reagan (Austin, TX)

	GP	GS
1987 St. Louis Cardinals	1	0

Stoney Case

Position: QB
Height: 6' 2" Weight: 206
Born: 7/7/1972, in Odessa, TX, USA
High School: Permian (Odessa, TX)
Drafted: 1995, Round 3, Pick 16 (80 Overall) by Arizona Cardinals

	ATT	CMP	YDS	TD	INT
1995 Arizona Cardinals	2	1	19	0	1
1996 Arizona Cardinals	0	0	0	0	0
1997 Arizona Cardinals	55	29	316	0	2
1998 Arizona Cardinals	0	0	0	0	0
1999 Baltimore Ravens	170	77	988	3	8
2000 Detroit Lions	91	56	503	1	4
Career Totals:	318	163	1826	4	15

(6 NFL Seasons)

Stoney Case, who was the back-up quarterback at Permian "Friday Night Lights", and spent six seasons in the NFL

**Devin Clark**

Position: OL
Height: 6' 4" Weight: 305
Born: 5/22/1986, in Austin, TX, USA
High School: Mountain View HS (Mesa, AZ)

	GP	GS
2008 Washington Redskins	2	0

(1 NFL Season)**Robin Cole**


Position: LB
Height: 6' 2" Weight: 225
Born: 9/11/1955, in Los Angeles, CA, USA
High School: Compton (CA)
Drafted: 1977, Round 1, Pick 21 (21 Overall) by Pittsburgh Steelers

	SCK	INT	FF	FR
1977 Pittsburgh Steelers	0	0	0	2
1978 Pittsburgh Steelers	0	0	0	0
1979 Pittsburgh Steelers	0	0	0	1
1980 Pittsburgh Steelers	0	1	0	1
1981 Pittsburgh Steelers	0	1	0	1
1982 Pittsburgh Steelers	5.0	0	0	0

1983 Pittsburgh Steelers	5.0	0	0	2
1984 Pittsburgh Steelers	2.0	1	0	1
1985 Pittsburgh Steelers	3.0	1	0	3
1986 Pittsburgh Steelers	0.5	0	0	2
1987 Pittsburgh Steelers	1.0	1	0	1
1988 New York Jets	3.0	0	0	1
Career Totals:	19.5	5	0	15

(12 NFL Seasons)

A member of the Steel Curtain defense, Robin Cole started at linebacker in Super Bowl XIV, a 31-19 win by the Steelers over the Los Angeles Rams

**Chris Combs**

Position: TE
Height: 6' 4" Weight: 238
Born: 3/17/1958, in National City, CA, USA
High School: Sweetwater (National City, CA)
College: University of New Mexico

	REC	YDS	AVG	TD	LNG
1980 St. Louis Cardinals	2	52	26.0	1	38T
1981 St. Louis Cardinals	5	54	10.8	0	13
Career Totals:	7	106	15.1	1	38T

(2 NFL Seasons)**Erik Cook**

Position: C
Height: 6' 6" Weight: 308
Born: 7/5/1987, in Albuquerque, NM, USA
Drafted: 2010, Round 7, Pick 22, (229 Overall) by Washington Redskins

	GP	GS
2010 Washington Redskins	0	0
2011 Washington Redskins	6	2
Career Totals:	6	2

(2 NFL Seasons)**Ryan Cook**

Position: C
Height: 6' 6" Weight: 328
Born: 5/8/1983, in Albuquerque, NM, USA
Drafted: 2006, Round 2, Pick 19, (51 Overall) by Minnesota Vikings

	GP	GS
2006 Minnesota Vikings	6	3
2007 Minnesota Vikings	16	16
2008 Minnesota Vikings	16	14
2009 Minnesota Vikings	16	0
2010 Minnesota Vikings	16	7
2011 Miami Dolphins	7	0
2012 Dallas Cowboys	13	11
Career Totals:	90	51


(8 NFL Seasons)**Preston Dennard**

Position: WR
Height: 6' 1" Weight: 184
Born: 11/28/1955, in Cordele, GA, USA
High School: South Mountain (Phoenix, AZ)/Marcos de Niza (Tempe, AZ)

	REC	YDS	AVG	TD	LNG
1978 Los Angeles Rams	3	35	11.7	0	15
1979 Los Angeles Rams	43	776	17.8	4	50
1980 Los Angeles Rams	36	596	16.6	6	44
1981 Los Angeles Rams	49	821	16.8	4	64
1982 Los Angeles Rams	25	383	15.3	2	39
1983 Los Angeles Rams	33	465	14.1	5	61T
1984 Buffalo Bills	30	417	13.9	7	68T
1985 Green Bay Packers	13	182	14.0	2	34
Career Totals:	232	3665	15.8	30	68T

(8 NFL Seasons)

Preston Dennard also started in Super Bowl XIV opposite his former teammate Robin Cole, catching two passes for 32 yards.

**John Duff**

Position: DE/TE
Height: 6' 7" Weight: 250
Born: 7/31/1967, in Columbus, OH, USA
High School: Tustin (CA)

	GP	GS
1993 Los Angeles Raiders	1	0
1994 Los Angeles Raiders	4	0
1995 Jacksonville Jaguars	0	0
Career Totals:	5	0

(3 NFL Seasons)**SaQwan Edwards**

Position: CB
Height: 6' 0" Weight: 200
Born: 5/13/1992, in Houston, TX, USA
High School: Manvel (TX)

	TKL	SCK	INT	FF
2015 Oakland Raiders	0	0	0	0
Career Totals:	0	0	0	0

(1 NFL Season)**Andy Frederick**

Position: OT/T
Height: 6' 6" Weight: 265
Born: 7/25/1954, in Oak Park, IL, USA
High School: St. Joseph (Westchester, IL)
Drafted: 1977, Round 5, Pick 25 (137 Overall) by Dallas Cowboys

	GP	GS
1977 Dallas Cowboys	13	0
1978 Dallas Cowboys	16	0
1979 Dallas Cowboys	16	0
1980 Dallas Cowboys	16	0
1981 Dallas Cowboys	16	0
1982 Cleveland Browns	7	0
1983 Chicago Bears	16	0
1984 Chicago Bears	16	0
1985 Chicago Bears	16	0
Career Totals:	132	0

(9 NFL Seasons)

Dillon Farrell

Position: C
Height: 6' 5" Weight: 303
Born: 9/7/1990, in Baton Rouge, LA, USA
High School: Christian Life (Baton Rouge, LA)

	GP	GS
2014 San Francisco 49ers	8	0
Career Totals:	8	0
(1 NFL Seasons)		

Frank Giddens

Position: OT
Height: 6' 7" Weight: 300
Born: 1/20/1959, in Lubbock, TX, USA
High School: Cralsbad (NM)

	GP	GS
1981 Philadelphia Eagles	16	0
1982 Philadelphia Eagles	9	0
Career Totals:	25	0
(2 NFL Seasons)		

Lennox Gordon

Position: RB
Height: 6' 0" Weight: 201
Born: 9/9/1978, in Higley, AZ, USA
High School: Red Mountain (Mesa, AZ)

	ATT	YDS	AVG	TD	LNG
1999 Buffalo Bills	11	38	3.5	0	13
2000 Indianapolis Colts	4	13	3.3	0	6
Career Totals:	15	51	3.4	0	13
(2 NFL Seasons)					

Bruce Herron

Position: LB
Height: 6' 2" Weight: 220
Born: 4/14/1954, in Victoria, TX, USA
High School: Bloomington (TX)

	GP	GS	SCK
1978 Chicago Bears	15	0	0
1979 Chicago Bears	16	0	0
1980 Chicago Bears	15	0	0
1981 Chicago Bears	16	0	0
1982 Chicago Bears	9	0	1.0
Career Totals:	71	0	1.0
(5 NFL Seasons)			

Dave Hettema

Position: T
Height: 6' 4" Weight: 249
Born: 11/7/1942, in Pasadena, CA, USA
High School: Pasadena (CA)

	GP	GS
1967 San Francisco 49er's	7	0
1970 Atlanta Falcons	6	0
Career Totals:	13	0
(2 NFL Seasons)		

Shawn Hollingsworth

Position: T
Height: 6' 2" Weight: 260
Born: 12/4/1961, in Brownwood, TX, USA
High School: Brownwood (TX)

	GP	GS
1983 Denver Broncos	5	0
Career Totals:	5	0
(1 NFL Season)		

Eric Jack

Position: CB
Height: 5' 10" Weight: 177
Born: 4/19/1972, in Dallas, TX, USA
High School: Eastwood (El Paso, TX)

	GP	GS
1994 Atlanta Falcons	16	0
1995 Atlanta Falcons	0	0
Career Totals:	16	0
(2 NFL Seasons)		

Joe Maese

Position: C
Height: 6' 0" Weight: 241
Born: 12/2/1978, in Morenci, AZ, USA
High School: Cortez (Phoenix, AZ)
Drafted: 2001, Round 6, Pick 31 (194 Overall) by Baltimore Ravens


	GP	GS
2001 Baltimore Ravens	15	0
2002 Baltimore Ravens	16	0
2003 Baltimore Ravens	16	0
2004 Baltimore Ravens	15	0
2005 Detroit Lions	3	0
Career Totals:	65	0
(5 NFL Seasons)		

Terance Mathis

Position: WR
Height: 5' 10" Weight: 185
Born: 6/7/1967, in Detroit, MI, USA
High School: Redan (Stone Mountain, GA)
Drafted: 1990, Round 6, Pick 3 (140 Overall) by New York Jets

	REC	YDS	AVG	TD	LNG
1990 New York Jets	19	245	12.9	0	23
1991 New York Jets	28	329	11.8	1	39
1992 New York Jets	22	316	14.4	3	55T
1993 New York Jets	24	352	14.7	0	46
1994 Atlanta Falcons	111	1342	12.1	11	81
1995 Atlanta Falcons	78	1039	13.3	9	54T
1996 Atlanta Falcons	69	771	11.2	7	55
1997 Atlanta Falcons	62	802	12.9	6	49
1998 Atlanta Falcons	64	1136	17.8	11	78T
1999 Atlanta Falcons	81	1016	12.5	6	52
2000 Atlanta Falcons	57	679	11.9	5	44T
2001 Atlanta Falcons	51	564	11.1	2	34
2002 Pittsburgh Steelers	23	218	9.5	2	22
Career Totals:	689	8809	12.8	63	81
(12 NFL Seasons)					

Terance Mathis had a superb 12-year career. He caught a TD in Super Bowl XXXIII and lead Atlanta in receiving in that game. He is second on the Falcons' career list for catches and yards.



Ramos McDonald

Position: CB/DB
Height: 5' 11" Weight: 198
Born: 4/30/1976, in Dallas, TX, USA
High School: Liberty Elyau (Texarkana, TX)
Drafted: 1998, Round 3, Pick 19 (80 Overall) by Minnesota Vikings

	GP	GS	INT
1998 Minnesota Vikings	15	0	0
1999 Minnesota Vikings	5	5	0
1999 San Francisco 49er's	9	7	1
2000 New York Giants	3	0	0
Career Totals:	32	12	1
(3 NFL Seasons)			

Scott McGarrahan

Position: DB
Height: 6' 1" Weight: 198
Born: 2/12/1974, in Arlington, TX, USA
High School: Lamar (Arlington, TX)
Drafted: 1998, Round 6, Pick 3 (156 Overall) by Green Bay Packers

	TKL	INT	SCK
1998 Green Bay Packers	0	0	0
1999 Green Bay Packers	0	0	0
2000 Green Bay Packers	0	0	0.5
2001 Miami Dolphins	8	0	0
2002 Miami Dolphins	8	0	1.0
2003 Tennessee Titans	47	0	1.0
2004 Tennessee Titans	40	1	0.5
2005 San Diego Chargers	1	0	0
2005 Detroit Lions	0	0	0
Career Totals:	104	1	3.0
(8 NFL Seasons)			

Avery Monfort

Position: HB
Height: 5' 10" Weight: 178
Born: 12/19/1918, in Copan, OK, USA

	ATT	YDS	AVG	TD	LNG
1942 Chicago Cardinals	3	8	2.7	0	11
Career Totals:	3	8	2.7	0	11
(1 NFL Season)					

Bobby Morgan

Position: DB
Height: 6' 0" Weight: 205
Born: 8/7/1940, in Warnego, KS, USA
High School: Warnego (KS)

	GP	GS
1967 Pittsburgh Steelers	5	0
Career Totals:	5	0
(1 NFL Season)		

Steve Myer

Position: QB
Height: 6' 2" Weight: 191
Born: 7/17/1954, in Covina, CA, USA
High School: West Covina (CA)

	ATT	CMP	YDS	TD	INT
1976 Seattle Seahawks	0	0	0	0	0
1977 Seattle Seahawks	130	70	729	6	12
1978 Seattle Seahawks	22	11	94	0	2
1979 Seattle Seahawks	8	2	28	0	0
Career Totals:	160	83	851	6	14
(4 NFL Seasons)					

Winslow Oliver

Position: RB
 Height: 5' 7" Weight: 180
 Born: 3/3/1973, in Houston, TX, USA
 High School: Clements (Sugar Land, TX)/Kempner (Houston, TX)
 Drafted: 1996, Round 3, Pick 12 (73 Overall) by Carolina Panthers

	ATT	YDS	AVG	TD	LNG
1996 Carolina Panthers	47	183	3.9	0	16
1997 Carolina Panthers	1	0	0.0	0	0
1998 Carolina Panthers	0	0	0.0	0	0
1999 Atlanta Falcons	8	32	4.0	0	10
2000 Atlanta Falcons	0	0	0.0	0	0
Career Totals:	56	215	3.8	0	16

(5 NFL Seasons)

Winslow Oliver carved out a nice five-year career in the NFC South with the Carolina Panthers and the Atlanta Falcons. His biggest NFL play came in 1996 when he recorded an 84-yard punt return for a touchdown against the New Orleans Saints.

**Terrance Pennington**

Position: OT
 Height: 6' 7" Weight: 319
 Born: 9/25/1983, in Los Angeles, CA, USA
 Drafted: 2006, Round 7, Pick 8 (216 Overall) by Buffalo Bills

	GP	GS
2006 Buffalo Bills	11	0
2007 Atlanta Falcons	5	0
Career Totals:	16	0

(2 NFL Seasons)


Don Perkins

Position: FB/HB/OHB/RB
 Height: 5' 10" Weight: 200
 Born: 3/4/1938, in Waterloo, IA, USA
 High School: West (Waterloo, IA)

	ATT	YDS	AVG	TD	LNG
1961 Dallas Cowboys	200	815	4.1	4	47
1962 Dallas Cowboys	222	945	4.3	7	35
1963 Dallas Cowboys	149	614	4.1	7	19T
1964 Dallas Cowboys	174	768	4.4	6	59
1965 Dallas Cowboys	177	690	3.9	0	43
1966 Dallas Cowboys	186	726	3.9	8	24
1967 Dallas Cowboys	201	823	4.1	6	30
1968 Dallas Cowboys	191	836	4.4	4	28T
Career Totals:	1500	6217	4.1	42	59

(8 NFL Seasons)

Perkins was the NFL Rookie of the Year for Dallas in 1961, and he finished in the top-10 in the NFL in rushing in all eight of his seasons. He was the first Cowboy to ever rush for 100 yards in a game. He was the second inductee to the Cowboys Ring of Honor.

**Jhurrell Pressley**

Position: RB
 Height: 5' 10" Weight: 206
 Born: 5/20/1992, in Newark, DE, USA
 High School: Red Lion Christian Academy (New Castle, DE)

	ATT	YDS	AVG	TD	LNG
2016 Green Bay Packers	0	0	0.0	0	0
2016 Atlanta Falcons	0	0	0.0	0	0
2017 Jacksonville Jaguars	0	0	0.0	0	0
Career Totals:	0	0	0.0	0	0

(1 NFL Season)

Glover Quin

Position: DB
 Height: 6' 0" Weight: 207
 Born: 1/15/86, in McComb, Mississippi, USA
 High School: Summit North Pike (McComb, Miss.)
 Drafted: 2009, Round 4, Pick 12 (112 Overall) by Houston Texans

	GP	GS	TKL	SCK	INT	PD	FF
2009 Houston Texans	15	12	68	0.0	0	11	0
2010 Houston Texans	16	16	85	0.0	3	14	1
2011 Houston Texans	16	16	77	0.0	0	9	0
2012 Houston Texans	16	16	84	1.0	2	14	2
2013 Detroit Lions	16	16	57	2.0	3	8	1
2014 Detroit Lions	16	16	73	0.0	7	10	0
2015 Detroit Lions	16	16	67	0.0	4	5	1
2016 Detroit Lions	16	16	68	0.0	2	5	0
2017 Detroit Lions	16	16	84	0.0	3	6	0
2018 Detroit Lions	16	16	74	0.0	0	3	0
Career Totals:	159	156	737	3.0	24	85	5

(10 NFL Seasons)

Glover Quin has quickly become one of the best in the NFL. He was named one of the Top 100 players in the NFL for the 2014 season after a career-best seven interceptions.

**Randy Rich**

Position: CB/DB/S
 Height: 5' 10" Weight: 178
 Born: 12/28/1953, in Bakersfield, CA, USA
 High School: Bakersfield (CA)

	GP	GS
1977 Detroit Lions	2	0
1978 Cleveland Browns	9	0
1978 Oakland Raiders	1	0
1979 Cleveland Browns	16	0
Career Totals:	28	0

(3 NFL Seasons)

Jason Sanders

Position: K
 Height: 5' 11" Weight: 186
 Born: 11/16/1995, in Orange, CA, USA

	FGM	FGA	LNG	XP	XPA	PTS
2018 Miami Dolphins	18	20	50	35	36	89
Career Totals:	18	20	50	35	36	89

(1 NFL Season)

Sam Scarber

Position: RB
 Height: 6' 2" Weight: 232
 Born: 6/24/1949, in St. Louis, MO, USA
 High School: O'Fallon Technical (St. Louis, MO)

	ATT	YDS	AVG	TD	LNG
1975 San Diego Chargers	15	68	4.5	1	18
1976 San Diego Chargers	61	236	3.9	1	14
Career Totals:	76	304	4.0	2	18

(2 NFL Seasons)

David Sloan

Position: TE
 Height: 6' 6" Weight: 258
 Born: 6/8/1972, in Fresno, CA, USA
 High School: Sierra (Tollhouse, CA)
 College: Fresno City College, University of New Mexico
 Drafted: 1995, Round 3, Pick 6 (70 Overall) by Detroit Lions

	REC	YDS	AVG	TD	LNG
1995 Detroit Lions	17	184	10.8	1	24
1996 Detroit Lions	7	51	7.3	0	18
1997 Detroit Lions	29	264	9.1	0	25
1998 Detroit Lions	11	146	13.3	1	33
1999 Detroit Lions	47	591	12.6	4	74T
2000 Detroit Lions	32	379	11.8	2	59
2001 Detroit Lions	37	409	11.1	7	27
2002 New Orleans Saints	12	127	10.6	0	29
2003 New Orleans Saints	0	0	0.0	0	0
Career Totals:	192	2151	11.2	15	74T

(9 NFL Seasons)

Ken Smith

Position: TE
 Height: 6' 4" Weight: 225
 Born: 7/25/1951, in Houston, TX, USA
 High School: Malakoff (TX)
 College: Navarro Junior College, University of New Mexico

	GP	GS
1973 Cleveland Browns	13	0

Career Totals:
 (1 NFL Season)

Marcus Smith

Position: WR
 Height: 6' 1" Weight: 215
 Born: 1/11/1985, in San Diego, CA, USA
 High School: Samuel F.B. Morse HS (San Diego, CA)

	GP	GS
2008 Baltimore Ravens	7	0
2009 Baltimore Ravens	0	0
2010 Baltimore Ravens	14	0
Career Totals:	21	0

(3 NFL Seasons)


Paul Smith

Position: DE/DT
 Height: 6' 3" Weight: 254
 Born: 8/13/1945, in Ada, OK, USA
 High School: Roswell (NM)
 Drafted: 1968, Round 9, Pick 3 (222 Overall) by Denver Broncos

	GP	GS	FR	TD
1968 Denver Broncos	12	3	0	0
1969 Denver Broncos	14	1	1	0
1970 Denver Broncos	14	14	0	0
1971 Denver Broncos	14	14	1	0
1972 Denver Broncos	14	14	0	0

1973 Denver Broncos	14	14	1	0
1974 Denver Broncos	4	2	0	0
1975 Denver Broncos	13	12	2	1
1976 Denver Broncos	11	10	0	0
1977 Denver Broncos	12	2	1	0
1978 Denver Broncos	11	0	1	0
1979 Washington Redskins	15	2	0	0
1980 Washington Redskins	16	7	0	0
Career Totals:	164	95	7	1
(2 AFL Seasons)				
(11 NFL Seasons)				

Paul Smith had a distinguished AFL and NFL career after being drafted by the Denver Broncos. The two-time Pro Bowl pick grew up in Roswell, New Mexico. In 1986 he was inducted into the Denver Broncos Ring of Honor. He was a part of Denver's Super Bowl XII squad that lost to Dallas 27-10.



Nick Speegle

Position: LB
Height: 6' 6" Weight: 241
Born: 11/29/1981, in Albuquerque, NM, USA
High School: La Cueva (NM)
Drafted: 2005, Round 6, Pick 2 (176 Overall) by Cleveland Browns

	GP	GS	TKL
2005 Cleveland Browns	14	0	10
2006 Cleveland Browns	2	0	0
Career Totals:	16	0	10
(2 NFL Seasons)			

Billy Strother

Position: LB
Height: 6' 0" Weight: 230
Born: 1/8/1982,
High School: Harrison (Evansville, IN)

	GP	GS
2004 Miami Dolphins	1	0
2004 Washington Redskins	2	0
Career Totals:	3	0
(2 NFL Season)		

Jon Sutton

Position: CB
Height: 6' 1" Weight: 195
Born: 1/1/1957, in New Orleans, LA, USA
High School: Morningside (Inglewood, CA)

	GP	GS
1987 New Orleans Saints	2	0
Career Totals:	2	0
(1 NFL Season)		

Claude Terrell

Position: OG
Height: 6' 2" Weight: 343
Born: 4/20/1982, in Texas City, TX, USA
High School: La Marque (TX)
Drafted: 2005, Round 4, Pick 33 (134 Overall) by St. Louis Rams

	GP	GS
2005 St. Louis Rams	14	10
2007 St. Louis Rams	6	3
Career Totals:	20	13
(2 NFL Seasons)		

Lamaar Thomas

Position: WR
Height: 6' 30" Weight: 185
Born: 4/23/1990, in Fort Washington, MD, USA
High School: Friendly (Fort Washington, MD)

	ATT	YDS	REC	YDS	TD
2013 Jacksonville Jaguars	0	0	2	21	0
Career Totals:	0	0	2	21	0
(1 NFL Season)					

Robert Turner

Position: OT
Height: 6' 4" Weight: 308
Born: 8/20/1984, in Austin, TX, USA

	GP	GS
2007 New York Jets	2	0
2008 New York Jets	10	0
2009 New York Jets	13	2
2010 New York Jets	16	0
2011 New York Jets	0	0
2012 St. Louis Rams	16	16
2013 Tennessee Titans	6	6
Career Totals:	63	24
(8 NFL Seasons)		

Willie Turrell

Position: RB
Height: 5' 10" Weight: 190
Born: 2/1/1964, in Tallahassee, FL, USA
High School: Amos P. Godby (Tallahassee, FL)

	GP	GS
1987 Philadelphia Eagles	1	0
Career Totals:	1	0
(1 NFL Season)		


Brian Urlacher

Position: LB
Height: 6' 3" Weight: 250
Born: 5/25/1978, in Pasco, WA, USA
High School: Lovington (NM)
College: University of New Mexico
Drafted: 2000, Round 1, Pick 9, (9 Overall) by Chicago Bears

	TKL	SCK	INT	FR
2000 Chicago Bears	101	8.0	2	1
2001 Chicago Bears	89	6.0	3	2
2002 Chicago Bears	115	4.5	1	2
2003 Chicago Bears	87	2.5	0	0
2004 Chicago Bears	52	5.5	1	0
2005 Chicago Bears	97	6.0	0	0
2006 Chicago Bears	92	0.0	3	1
2007 Chicago Bears	92	5.0	5	2
2008 Chicago Bears	79	0.0	2	1
2009 Chicago Bears	3	0.0	0	0
2010 Chicago Bears	96	4.0	1	2

2011 Chicago Bears	84	0.0	3	2
2012 Chicago Bears	53	0.0	1	2
Career Totals:	1040	41.5	22	15
(13 NFL Seasons)				

The list of Urlacher's accomplishments in the NFL are numerous. An eight-time Pro Bowl pick, five-time All-Pro, AP NFL Defensive Rookie of the Year, AP NFL Defensive Player of the Year (2005), and a member of the 2000 All-Decade team, Urlacher is UNM's most accomplished NFL alum.



Emilio Vallez

Position: LB/TE
Height: 6' 2" Weight: 210
Born: 4/30/1946, in Vegvita, NM, USA
High School: Belen (NM)
Drafted: 1968, Round 12, Pick 16 (316 Overall) by Chicago Bears

	GP	GS
1968 Chicago Bears	6	0
1969 Chicago Bears	2	0
Career Totals:	8	0
(2 NFL Seasons)		

Rod Wallace

Position: DT/G
Height: 6' 5" Weight: 255
Born: 2/10/1949, in Pueblo, CO, USA
High School: Central (Pueblo, CO)
Drafted: 1971, Round 10, Pick 25 (259 Overall) by Dallas Cowboys

	GP	GS
1971 Dallas Cowboys	11	0
1972 Dallas Cowboys	14	1
1973 Dallas Cowboys	12	3
Career Totals:	37	4
(3 NFL Seasons)		

Dave Ward

Position: E
Height: 5' 10" Weight: 195
Born: 3/10/1907,

	GP	GS
1933 Boston Redskins	1	0
Career Totals:	1	0
(1 NFL Season)		

Derwin Williams

Position: WR
Height: 6' 1" Weight: 185
Born: 5/6/1961, in Bronwood, TX, USA
High School: Brownwood (TX)

	REC	YDS	AVG	TD	LNG
1985 New England Patriots	9	163	18.1	0	30
1986 New England Patriots	2	35	17.5	0	26
1987 New England Patriots	3	30	10.0	0	12
Career Totals:	14	228	16.3	0	30
(3 NFL Seasons)					

Mike Williams

Position: FB/TE

Height: 6' 3" Weight: 222

Born: 10/14/1957, in New Kingston, PA, USA

High School: Parkland (El Paso, TX)

Drafted: 1979, Round 8, Pick 3 (195 Overall) by Kansas City Chiefs

	ATT	YDS	REC	YDS	TD
1979 Kansas City Chiefs	69	261	16	129	3
1980 Kansas City Chiefs	0	0	2	9	1
1981 Kansas City Chiefs	2	0	1	3	0
Career Totals:	71	261	19	141	4

(3 NFL Seasons)**Ray Wilson**

Position: S

Height: 6' 2" Weight: 202

Born: 8/26/1971, in Panama City, FL, USA

High School: A. Crawford Mosley (Panama City, FL)

	GP	GS
1994 Green Bay Packers	3	0
1994 New Orleans Saints	3	0
Career Totals:	6	0

John Woodcock

Position: DE/DT

Height: 6' 3" Weight: 252

Born: 3/19/1954, in Eureka, CA, USA

High School: Washington (Fremont, CA)

Drafted: 1976, Round 3, Pick 16 (76 Overall) by Detroit Lions

	GP	GS
1976 Detroit Lions	14	0
1977 Detroit Lions	14	0
1978 Detroit Lions	16	0
1980 Detroit Lions	8	0
1981 San Diego Chargers	12	0
1982 San Diego Chargers	6	0
Career Totals:	70	0

(6 NFL Seasons)**Don Woods**

Position: RB

Height: 6' 1" Weight: 209

Born: 2/17/1951, in Denton, TX, USA

High School: Fred Moore (Denton, TX)

	ATT	YDS	REC	YDS	TD
1974 San Diego Chargers	227	1162	26	349	10
1975 San Diego Chargers	87	317	13	101	2
1976 San Diego Chargers	126	450	34	224	4
1977 San Diego Chargers	118	405	18	218	2
1978 San Diego Chargers	151	514	34	295	3
1979 San Diego Chargers	0	0	0	0	0
1980 San Diego Chargers	4	10	0	0	0
1980 San Francisco 49ers	50	229	20	171	0
Career Totals:	763	3087	145	1358	21

(7 NFL Seasons)

Lobos in Other Leagues

Along with the NFL, the Lobos have been well represented in other professional leagues. The United States Football League (USFL) lasted from 1983-85. Don Elliott was the 288th and final pick of the inaugural USFL first-year player draft in 1983, selected by the Los Angeles Express in the 24th round. In NFL terms, he would have been Mr. Irrelevant.

The same year three Lobos, Mike Carter, Keith McGee and Dave Osborn, were taken in the USFL Territorial Draft by the Arizona Wranglers. Three other Lobos saw action in the USFL, with Frank Giddens playing for Arizona in 1984 and Jimmie Carter playing for the Arizona Outlaws in 1985. The short-lived AAF, the Alliance of American Football, saw Jhurrell Pressley lead the league in rushing for the Arizona Hotshots, and his teammate was former Lobo Marquis Bundy.

The best run in the USFL might go to Jonathon Sutton, a defensive back with the Philadelphia Stars, who was on their title winning team in 1984, winning the USFL Championship Game 23-3 over Arizona. The next year the Stars moved to Baltimore and won the championship again, winning 28-24 over the Oakland Invaders.

Many Lobos have played in the various indoor leagues around the country. Six former Lobos spent the 2017 season with the Duke City Gladiators, including Brett Bowers, Darryl Johnson, Donovan Porterie, Fatu Ulale, Jaymar Latchison and Chris Smalls, and the 2018 season saw two former players under Bob Davie, Austin Apodaca and Avery Jordan, get playing time in the CFL with the Montreal Alouettes and the Hamilton Tiger Cats.





LOBOS IN THE NFL DRAFT



Year drafted	Round	Pick in round	Overall Pick	Player	Team	Position
2018	7	15	229	Jason Sanders	Dolphins	K
2010	7	22	229	Erik Cook	Redskins	G
2009	4	12	112	Glover Quin	Texans	DB
2009	6	27	200	DeAndre Wright	Giants	DB
2008	4	7	106	Marcus Smith	Ravens	WR
2007	3	4	68	Quincy Black	Buccaneers	LB
2006	2	19	51	Ryan Cook	Vikings	C
2006	7	8	216	Terrance Pennington	Bills	T
2005	4	33	134	Claude Terrell	Rams	G
2005	6	2	176	Nick Speegle	Browns	LB
2002	5	1	136	Jarrold Baxter	Texans	RB
2001	6	31	194	Joe Maese	Ravens	C
2000	1	9	9	Brian Urlacher	Bears	LB
2000	7	20	226	Casey Tisdale	Patriots	LB
1998	3	19	80	Ramos McDonald	Vikings	DB
1998	6	3	156	Scott McGarrahan	Packers	DB
1996	3	12	73	Winslow Oliver	Panthers	RB
1996	6	6	173	Chris Griffin	Patriots	TE
1995	3	6	70	David Sloan	Lions	TE
1995	3	16	80	Stoney Case	Cardinals	QB
1991	12	23	329	Ron Shipley	Chiefs	G
1990	6	3	140	Terance Mathis	Jets	WR
1985	10	17	269	Buddy Funck	Broncos	QB
1984	7	10	178	Jimmie Carter	Lions	LB
1984	7	24	192	Derwin Williams	Patriots	WR
1981	4	13	96	Brad Wright	Dolphins	QB
1981	5	16	127	Ricky Martin	Steelers	WR
1981	12	12	316	Bob Shupryt	Bears	LB
1980	3	25	81	Charles Baker	Cardinals	LB
1980	4	23	106	Chris Combs	Oilers	TE
1979	8	3	195	Mike Williams	Chiefs	RB
1977	1	21	21	Robin Cole	Steelers	LB
1977	5	25	137	Andy Frederick	Cowboys	T
1977	7	13	180	Bruce Herron	Dolphins	LB
1977	9	11	234	Dave Green	Chiefs	T
1976	4	1	93	Steve Myer	Seahawks	QB
1976	17	18	477	Bob Berg	Bills	K
1974	6	4	134	Don Woods	Packers	RB
1973	9	13	221	Larry Dibbles	Vikings	DE
1973	17	11	427	Fred Henry	Rams	RB
1971	3	17	69	Sam Scarber	Cowboys	RB
1971	10	25	259	Rodney Wallace	Cowboys	DT
1970	11	22	282	David Bookert	Rams	RB
1969	13	19	336	Rene Matison	Cowboys	WR
1968	9	3	222	Paul Smith	Broncos	LB
1968	12	16	316	Emilio Vallez	Bears	LB
1967	12	19	309	Ben Monroe	Eagles	QB
1966	11	7	162	Stan Quintana	Vikings	DB
1965	16	2	212	Dave Hettema	49ers	T
1964	15	9	205	Cliff Stallings	Cardinals	B
1963	15	4	200	George Heard	Eagles	E
1960	7	1	73	Ron Morrison	Rams	T
1960	9	10	106	Don Perkins	Colts	B
1958	29	4	341	Glen Hakes	Bears	G
1955	12	12	145	Jack Eaton	Browns	T
1955	17	1	194	Larry White	Cardinals	C
1953	14	12	169	Jack Barger	Lions	T
1953	28	2	327	Mike Prokopiak	Cardinals	B
1952	27	4	317	Chuck Hill	Eagles	B
1949	12	1	112	Virgil Boeler	Lions	C
1948	19	9	174	Rudy Krall	Eagles	B
1946	13	3	113	George Poppin	Steelers	T
1945	27	9	283	Bill Thompson (tackle)	Eagles	T
1939	7	1	51	Bill Dwyer (American football)	Cardinals	B
1939	18	7	167	Dutch Niemant	Lions	B

DREAMSTYLE STADIUM & BRANCH FIELD



Entering its 58th season, Dreamstyle Stadium is the home of the New Mexico Lobos. The stadium complex has seen plenty of upgrades over the last five seasons, including a new athletic performance center in the Tow Diehm Football Building, the largest scoreboard and video board in the Mountain West, and a new synthetic playing surface courtesy of a generous gift from Turner and Margaret Branch.

In April of 2017, it was announced that Dreamstyle Remodeling has reached a 10-year, \$10 million agreement to rename the football stadium Dreamstyle Stadium, and The Pit as Dreamstyle Arena.

The stadium opened its gates Sept. 17, 1960, when UNM hosted the National University of Mexico. The Lobos thumped their foreign visitors, 77-6, UNM's biggest margin of victory at University Stadium.

Prior to 1960, UNM played its home games at Zimmerman Field (1938-59) and University Field (1892-1937), where Ortega Hall, the Humanities building and Woodward Hall presently stand.

DIRECTIONS

Located on the southeast corner of Avenida Cesar Chavez and University Boulevard, Dreamstyle Stadium can be easily accessed by exiting off I-25, just south of the Big-I, at Avenida Cesar Chavez. Head east on Avenida Cesar Chavez. After crossing University Boulevard, Dreamstyle Stadium is located on the right.



LARGEST HOME CROWDS

ATTEN.	DATE	OPPONENT	SCORE
44,760	Sept. 17, 2005	New Mexico State	W, 38-21
44,075	Sept. 27, 2003	New Mexico State	W, 24-7
41,771	Sept. 1, 2001	UTEP	W, 26-6
41,003	Sept. 8, 2007	New Mexico State	W, 44-34
40,182	Oct. 1, 2004	Utah	L, 28-7
39,233	Oct. 8, 2005	BYU	L, 27-24
38,746	Sept. 11, 2004	Texas Tech	W, 27-24
37,533	Sept. 5, 2005	UNLV	W, 24-22
37,287	Oct. 23, 2004	San Diego State	W, 19-9
37,156	Oct. 18, 1997	Rice	L, 35-23

YEAR-BY-YEAR AT DREAMSTYLE STADIUM

Year	G	Record	Attendance	Average
1960	6	3-3	101,776	16,963
1961	6	5-1	102,111	17,019
1962	5	5-0	118,648	23,730
1963	6	4-2	125,822	20,970
1964	6	5-1	132,463	22,077
1965	6	2-4	122,762	20,460
1966	5	1-4	85,305	17,061
1967	6	1-5	72,972	14,504
1968	5	0-5	58,884	11,777
1969	5	2-3	72,972	14,594
1970	5	4-1	67,636	13,527
1971	6	3-2-1	120,389	20,064
1972	5	1-4	88,554	17,710
1973	5	3-2	77,766	15,553
1974	6	2-3-1	102,956	17,159
1975	6	4-2	98,624	17,437
1976	5	2-3	104,653	20,930
1977	5	3-2	87,858	17,571
1978	6	3-3	99,504	16,584
1979	6	4-2	125,443	20,907
1980	5	2-3	89,242	17,848
1981	5	2-2-1	82,014	16,402
1982	6	5-1	139,414	23,236
1983	5	4-1	95,621	19,124
1984	6	3-3	128,587	21,431
1985	5	1-4	98,762	19,752
1986	5	3-2	79,845	15,969
1987	4	0-4	62,515	15,629
1988	6	1-5	68,305	11,384
1989	5	2-3	103,628	20,726
1990	5	1-4	78,233	15,647
1991	5	2-3	79,112	15,822
1992	6	3-3	115,479	19,247
1993	6	4-2	151,844	25,307
1994	5	2-3	134,239	26,848
1995	7	3-4	177,683	25,383
1996	6	4-2	147,982	23,585
1997	6	5-1	183,972	30,662
1998	6	2-4	158,838	26,473
1999	6	3-3	150,664	25,111
2000	6	3-3	141,935	23,656
2001	6	4-2	187,608	31,268
2002	6	5-1	183,074	30,512
2003	7	5-2	245,891	35,127
2004	5	3-2	186,408	37,282
2005	5	2-3	191,707	38,341
2006	8	3-5	234,542	29,318
2007	7	6-1	208,259	29,751
2008	6	3-3	178,275	29,712
2009	6	1-5	161,661	26,944
2010	6	1-5	125,330	20,888
2011	6	1-5	120,160	20,027
2012	6	2-4	133,840	22,307
2013	6	2-4	141,220	23,537
2014	6	1-5	131,624	21,937
2015	8	5-3	188,224	23,528
2016	7	6-1	141,938	20,277
2017	6	2-4	127,161	21,194
2018	6	1-5	99,523	16,587
Totals (59 yrs)	340	165-172-3	7,423,429	21,833

DREAMSTYLE REMODELING

In what is the largest philanthropic agreement in the history of The University of New Mexico Athletic Department, Dreamstyle Remodeling, Inc., a local company with roots in Albuquerque since the 1980s, has signed an agreement for 10 years and \$10 million that will rename two major athletic facilities. The Pit is now formally known as Dreamstyle Arena, and University Stadium is now known as Dreamstyle Stadium.

The agreement served as one of the lead gifts in UNM's comprehensive campaign, Changing Worlds 2020: The Campaign for UNM.

Dreamstyle Remodeling, Inc. owner Larry Chavez, born in Springer, New Mexico, is a life-long Lobo fan and has made his mark in the business world. The University of New Mexico graduate founded Dreamstyle Remodeling in 1989 and it is currently one of the largest home remodeling companies in the country. Totalling over 60,000 customers throughout the Western United States, Dreamstyle employs approximately 500 people and has locations in New Mexico, Arizona, California, Idaho and Western Texas.

Chavez has been a community fixture for many years, and he is well known at The University of New Mexico. He earned his BBA in accounting in 1969 from the Anderson School at UNM. Since founding Dreamstyle Remodeling in 1989, he has shown that giving back to the community is one of his great passions. He contributes to several nonprofit organizations and UNM, where his company remodeled the Lobo Football Offices at no cost to the university. Larry is a mentor for Stanford University's Latino Entrepreneurship Leadership Program and serves on the Harvard University Steering Committee for the Joint Center for Housing Studies Remodeling Futures Program.

In March of 2017, Chavez was inducted into the UNM Anderson School of Management Hall of Fame in a ceremony held at the Albuquerque Convention Center.

The agreement saw Dreamstyle present UNM Athletics with a \$1 million initial payment, presented at the press conference announcing the agreement. The remaining payments of \$900,000 over the next 10 years began in June of 2018 and continue through June of 2027. However, Chavez's philanthropy isn't just solely to athletics. As a part of the agreement, \$9 million is for the naming rights to the football and basketball facilities, and \$1 million will be distributed to the university with the initial beneficiaries being the UNM Children's Hospital, the Anderson School of Management and Popejoy Hall.

"This is truly a historic day for our department, and for the university," said Paul Krebs, then-Vice President for Athletics. "Larry Chavez and Dreamstyle have been wonderful members of our community for many years. Larry has a deep love for his university and Lobo Athletics, and this agreement not only benefits our department, but many other areas of the university. I'm very thankful for Larry's generosity and friendship."

"The learning experience at UNM for myself and other management personnel in the company has been a significant element of our success and it's our desire to repay the university in a big way," said Chavez. "I, and some neighborhood kids, watched the first UNM Football game at University Stadium in September of 1960 through the fence. I went home that night and dreamed of being a Lobo."



Chavez continues, "My first job was selling sodas in the stands at University Stadium as a 15-year-old teenager; naming two UNM facilities is a fulfillment of a lifelong dream that really brings things full circle."

The agreement isn't the first time this year that Chavez' philanthropy will have an impact on the university, or the football program for that matter. "We learned about this opportunity as a result of the \$250,000 renovation project of the UNM Football facilities we are completing, of which we donated \$150,000 and we helped raise another \$100,000 from other donors."


When you look at the rise of UNM's programs and the rise of Chavez in the business community, they are mirror-type images of each other. In Lobo Football, it's a program rebuilt under Bob Davie from the ground up, with a hallmark of "out work, out hit, out discipline". That has seen the Lobos under Bob Davie qualify for back-to-back bowl games for just the fourth time in school history and win both the Mountain Division title and the 2016 Gildan New Mexico Bowl.

The same can be said of Chavez and his successes. A native New Mexican who put himself through school, saw the value of New Mexico and carried the state's flag as a source of pride and honor. With half of his employees based in New Mexico, Chavez' successes in the business world have championed New Mexico and Albuquerque. That's no different than the university he attended and the athletic teams he rooted for as a kid, and now supports as a successful businessman.

"As a lifelong New Mexican, I am proud to have built a company that has a capability of making this investment in the university and our community," said Chavez.

University Stadium has been the home of Lobo football for the past 58 years, since 1960. Since Bob Davie came on board in 2012, the stadium has seen several upgrades from the largest video board in the Mountain West to a new playing surface and a state of the art sound system. The most recent addition is a refurbished locker room, the first locker room renovation since the Tow Diehm Complex was built in the 1980s. The Lobo football team went 12-4 over the 2015-16 seasons. The stadium is also home to many other events, including a large Easter Service and the Gildan New Mexico Bowl.

"Larry Chavez's commitment to the university and our community is truly inspiring," said Jalen Dominguez, Interim Director of Development with the UNM Foundation. "The impact of his generosity will be felt not only by our student-athletes but across all of campus."



ATHLETIC PERFORMANCE CENTER

The 2014 season saw the debut of perhaps one of the most important pieces in the facility puzzle for head coach Bob Davie and the University of New Mexico football team. The new Athletic Performance Center for Football opened for business in August of 2014, giving the Lobo football team a state of the art athletic performance and training center for year-round dedicated use.

The New Mexico football team never had the chance to see the center being constructed, as it was locked away from the players and prying eyes. The team got to see the facility for the first time after the completion of fall camp in Ruidoso, and the team was stunned at what they saw. Along with brand new flooring and branding with the Lobo shield everywhere, racks and racks of dumbbells, machines, and every other piece of strength



equipment you can imagine was there at their disposal (including a 40-yard turf sprinting area). Every single thing brand new, gleaming and sparkling under all-new lighting as well.

"There was so much energy going through my body as soon as I walked through the door," said then-captain LaMar Bratton, one of the first players through the door to the new facility. "When I came here as a freshman, I could never imagine a weight room like it is now." The Athletic Performance Center reveal video made the national rounds on sites like SI.com and FootballScoop.com, and it remained the most viewed UNM football video for the program for four years.

"We ask these players to give us everything they have," said head coach Bob Davie. "And in return what we talk about is giving them the very best we can possibly provide for them."

The new Athletic Performance Center for Football is one of many major facility upgrade for the program, joining the FieldTurf installation in 2012, the Mountain West's largest scoreboard in 2013 and a state-of-the-art sound system for the

stadium in 2015 and refurbishing the office space, including all meeting rooms, in Tow Diehm in 2017. The 2018 season saw a refurbished locker room, the first locker room renovation in over 30 years.

"We have great facilities here, and each year we have been able to add to them," said Davie. "It shows a great commitment to this program, to these players, and for this school."

Under Coach Davie getting bigger, stronger and faster was a definitive goal, and now Lobo football can take that to another level with the equipment and facility at the teams' disposal.

Said current then-captain Dakota Cox, "It just shows how much Coach Davie and the staff, everyone around here, how much they care about us, and how much they want us to achieve greatness. This is one of the nicest weight rooms I've seen around the country."





Tim Herron has been on the PGA Tour since the 1993, and he owns four PGA victories. He finished sixth in the 1999 U.S. Open Championships and to date has won \$18.5 million in prize money over his career.




Kathleen Kennedy Townsend was the Sixth Lieutenant Governor of Maryland from 1995-2003. She is the oldest daughter of Robert F. and Ethel Kennedy, and she is the oldest grandchild of Joseph Kennedy, Sr. and Rose Kennedy.



Tony Booth was a part of the "Bakersfield Sound" movement in country music in the 1970s, and he boasts five top 30 albums and 10 top-50 country songs on the Country Music charts from 1970-77 as well as four American Country Music Awards, including 1971's Most Promising Male Vocalist



Shirley Hufstede was at one time the only female on a federal Court of Appeals when she served the U.S. Court of Appeals for the Ninth Circuit in 1968, appointed by President Lyndon B. Johnson. She served on the Court of Appeals for 11 years until President Jimmy Carter appointed her as the first United States Secretary of Education. She was even featured on a "Supersisters" trading card set that celebrated 72 important women in the United States in 1979.



Luc Longley played 11 years in the NBA, the first Australian to play in the league. He was the starting center for the Chicago Bulls during the final three championships of their six in eight years, from 1996-98. He played alongside Michael Jordan, and was the starting center for Chicago's 72-10 season, at the time a record for wins in a season. Longley was originally drafted seventh overall by the Minnesota Timberwolves, and he also saw time later in his career with the Phoenix Suns and New York Knicks.



Penny Marshall gained fame on television as Laverne DeFazio on *Laverne and Shirley*, which ran for seven seasons and saw Marshall earn three Golden Globe nominations. She moved on to become an accomplished director. "Big", directed by Marshall and starring Tom Hanks, became the first film directed by a woman to top the \$100 million mark. She later would direct "A League of Their Own" (also starring Hanks along with Geena Davis, Rosie O'Donnell and Madonna among others), a movie about the All-American Girls Professional Baseball League. That movie in 2012 was selected for preservation by the U.S. National Film Registry by the Library of Congress.



Holly Holm, who attended UNM in the early 2000s, went 33-2-3 as a professional boxer from 2002-13 with 18 World Titles in three weight classes. Holm has since switched to Mixed Martial Arts, defeating Rhonda Rousey to become the UFC Bantamweight World Champion.

Now retired after a distinguished 37-year career in the Marine Corps, William L. "Spyder" Nyland was a four-star general and Assistant Commander of the Marine Corps from 2002-05. Nyland was commissioned as a Second Lieutenant after serving in the Naval ROTC Program at UNM. He flew 122 combat missions in the Vietnam War, and earned the Defense Distinguished Service Medal and Distinguished Service Medal Legion of Merit. After retirement from the military, Nyland served as Deputy Director for Defense Research and Development for the Florida Institute for Human and Machine Cognition. He also spent time as Chairman of Toys for Tots.



Other Notable Alumni

Edward Abbey	Writer
Paige Ackerson-Kiely	Poet
John Adair	Pioneer of Navajo and Zuni cultural studies. In 1948, the university's first doctoral candidate in anthropology.
James Anaya	United Nations Special Rapporteur for Indigenous Human Rights
Christopher Andronikos	Geologist
Jerry Apodaca	Former Governor of New Mexico
Charlie Beljan	PGA Tour winner
Gary Berntsen	Former CIA Senior Operations Officer
Robert W. Bigelow	Attorney/Television Commentator
Sarah Bird	Novelist, screenwriter, and journalist
Charles W. Blackwell	First Ambassador of the Chickasaw Nation to the United States (1995-2013)
Paul Bloom	Former lawyer working as a special counsel for the United States Department of Energy
Timothy Braun	Author
Kirk Bryan	Geologist
Gregory R. Bryant	Rear Admiral U.S. Navy
Terry Calvani	Commissioner of the U.S. Federal Trade Commission
Michael Cooper	Former NBA player
Barbara Degenevieve	Photographer
Diane Dimond	Journalist, author, TV anchor
John Dodson	current mixed martial artist competing for the Ultimate Fighting Championship
Jack Dongarra	Mathematician and Computer Scientist, Distinguished Professor, University of Tennessee
James G. Ellis	Dean of USC Marshall School of Business
Mitch Garver	Major League Baseball player
Julio Gea-Banacloche	Quantum physics expert
J.R. Giddens	Former NBA Player
Janice Gould	Koyangk'auwi Maidu writer and scholar
Danny Granger	Former NBA player/current broadcaster
Eddie Guerrero	WWE wrestler
James Haskins	Award-winning children's author
Bashirul Haq	Prominent architect and educator
Donald L. Ivers	Former judge of the United States Court of Appeals for Veterans Claims
Gary Johnson	Former Governor of New Mexico and 2012 presidential candidate
George Johnson	Science author
Brian Jay Jones	New York Times bestselling biographer of Washington Irving and Jim Henson
L. Luis Lopez	American poet.
Miguel Marquez	ABC News correspondent
John H. Morrison	Lawyer and former President of the Association of American Rhodes Scholars
Lori Ostlund	American short story writer
Antoine Predock	Architect
V.B. Price	Journalist, poet, author, scholar and New Mexico historian
Devon Sandoval	Soccer player for New Mexico United
Caswell Silver	Geologist and CEO of Sundance Oil Company, endowed Caswell Silver Foundation at UNM
Leon Silver	Professor of Geology, California Institute of Technology, member National Academy of Sciences, winner of NASA Scientific Achievement Medal, trained Apollo astronauts in field geology for their lunar mission
Carol Jean Vigil	First Native American woman to be state district judge in the U.S.
John Wertheim	Former member of the Executive Committee of the Democratic National Committee
Cody Willard	Fox Business Network anchor



BOB DAVIE HEAD COACH 8TH YEAR AT NEW MEXICO

Bob Davie enters his eighth season at The University of New Mexico, where he has led the program to back-to-back bowl games, a 2016 Gildan New Mexico Bowl title, and increased respect in the form of nationally televised games and increased media attention.

The 2018 season saw him complete his 32nd season as a collegiate football coach, and it marked his 42nd season overall in the sport, including 10 years as a broadcaster at ESPN.


The 2018 season saw UNM put a scare into the nation's No. 5 team in Wisconsin, and pick up a record breaking win over UNLV, winning with the largest road margin of victory for the Lobos in the Mountain West. The Lobos also had a win in the Rio Grande Rivalry, winning 42-25 over New Mexico State, giving Davie a 5-2 record against UNM's rivals to the south.

UNM also led the nation in kickoff coverage and had the top punt returner in the nation, continuing the hallmark of tremendous special teams play under Davie. The team also turned in the best academic year on record with a 2.83 GPA in the Fall and a 2.92 in the Spring, two of the five highest GPAs in program history. Additionally, UNM set records as a program with 27 Academic All-Conference performers and 13 Mountain West Scholar-Athletes.

While the 2017 season did not see the results on the field that Davie and the Lobos got used too, it still had many successful moments. The season culminated with four Lobos making it into NFL camps, including the program's first draft choice in eight years with Jason Sanders as a seventh-round selection of the Miami Dolphins. Additionally, Lamar Jordan signed a free agent contract with the Atlanta Falcons and Corey Bojorquez did likewise with the New England Patriots.

The Lobos finished among the national leaders in kickoff coverage and punt coverage, and running back Richard McQuarley tied the school record with five touchdown runs against Air Force.

In addition, the Lobos continued their streak in which the team returned a kickoff for a touchdown in each of Bob Davie's first six seasons as Elijah Lilly took one back against Texas A&M. The touchdown was



BOB DAVIE NOTES

*Led UNM to its first Division title in 19 years, and first bowl win in nine.

*The 2015 and 2016 teams tied the school record for combined wins (16) and set record for combined conference wins (11)

*Had a program-record 27 Mountain West All-Academic selections in 2018, raising the team total to a record 50 over the last two seasons.

*Has coached at some of the biggest and most popular programs in the country, including stops at Texas A&M, Pittsburgh, Arizona and of course, Notre Dame.

*Spent 10 years with ESPN as one of the top analysts in college football.

*Saw his team accomplish the best back-to-back GPAs over the 2018-19 academic year since records have been kept.

the 10th in the those six seasons, and that was tied for the third-most in the nation over that time period. UNM's streak of one kickoff return for a touchdown from 2010-17 was the second-longest active streak nationally.

UNM was also strong off the field, with a program record 23 Mountain West All-Academic selections and a 2.85 GPA in the Spring semester, the highest under Davie at the time.

It's safe to say that his first five years at New Mexico saw him orchestrate one of the best rebuilding jobs in the history of the sport. When he arrived on campus in 2012, he inherited a program that had gone just 3-37 in the previous 40 games and had the lowest number of scholarship players in Division I. Knowing that back story makes UNM's stretch all the more remarkable.

Over the 2015 and 2016 seasons, New Mexico went 16-10, tying a school record for the most wins in back-to-back seasons in school history. The Lobos tied a school record with six conference wins in 2016, and UNM's 11 conference wins over those two seasons were the most in school history. New Mexico's 12-5 Mountain West record over a 17-game stretch was tied for the best in the Mountain Division and is the second-best in the league overall.

Perhaps there is no better stat to show how far Davie has brought the Lobos than this: after no wins over Bowl eligible teams from 2008-14, the Lobos defeated seven bowl eligible teams over those two seasons.

Davie has completely flipped and turned his rosters over, combining an energetic mix of talent from Texas and California while averaging nearly 25 native New Mexican players per season on the roster, with many being major contributors.

The 2016 season saw the Lobos go 9-4 overall, winning seven of their final eight games including the 2016 Gildan New Mexico Bowl. Under Davie, the Lobos won a share of their first Division title since the 1997 season, going 6-2 in the Moun-

tain West, going 3-1 down the stretch with all of those games on ESPN2 or ESPN.

UNM's fantastic season saw the Lobos on ESPN's Family of Networks seven times during the season, including each of the final five games. The year culminated with a 23-20 Gildan New Mexico Bowl victory against UTSA in front of nearly 30,000 fans at Dreamstyle Stadium.

Davie's Lobos led the nation in rushing, averaging 350.0 yards per game. It's the first time the Lobos have ever led the nation in a major statistical category. UNM not only led the nation in rushing average, but also in total rushing yards, yards per carry, and in rushing plays of 10, 20, 30, 40, 50, 60 and 70 yards. UNM also set a school record with 48 rushing touchdowns and had two 1,000-yard rushers for the first time in school history.

Defensively, New Mexico scored three touchdowns, making the Lobos one of only 16 FBS teams to have scored at least three defensive touchdowns in both the 2015 and 2016 seasons, along with the likes of Alabama, BYU, Florida, Ohio State, Stanford and Utah.

In addition, the Lobos under Bob Davie had a national award finalist in Garrett Adcock, who was one of three finalists for the Wuerffel Trophy. Adcock also became the program's 10th CoSIDA Academic All-American and the eighth First Team selection. The 2016 season culminated with New Mexico's first bowl win since the 2007 season, and just the second in 56 seasons. Along with eight All-Mountain West honors, including four second-team selections, the Lobos picked up 19 Mountain West All-Academic honors, the third-highest total in program history.

The big turnaround actually came in 2015. After 11 wins in his first three seasons (which nearly quadrupled the previous three seasons' total), the program took a big leap. Picking up three signature wins in the month of November, the Lobos clinched their first winning season and bowl game since the 2007 season. The Lobos knocked off three 10-win teams during the season, including a pair of stunning upsets to open November. First UNM took down first place Utah State 14-13. Then, UNM announced their presence to the college football world with a 31-24 victory on the road over Boise State to clinch bowl eligibility. UNM then defeated Mountain Division champions Air Force 47-35.

The Lobos tied for its most conference wins since the 1997 season with five. Offensively the team tied a school record with 42 rushing touchdowns, finishing in the top 10 in the NCAA in rushing for the fourth straight season, ninth nationally in fourth down conversion percentage and 11th in total conversions. UNM also led the nation in total plays from scrimmage of 60 yards or more (11) and 70 yards or more (7), showcasing the explosive offense.

On defense, UNM ranked as the fourth-most improved defense in the nation in terms of yards allowed, shaving off 81.6 yards per game from 2014. UNM also shaved 7.5 points per game off their 2014 scoring defense, the 15th most improved

in the NCAA. UNM's rushing defense was the nation's third-most improved in terms of yards per game (76.3 yards per game less than 2014) and it was fourth in terms of yards per carry (1.29 yards per carry less than 2014).

All of that added up to a 7-5 regular season, a 5-3 mark and second place in the Mountain West's Mountain Division and a berth in the 2015 Gildan New Mexico Bowl, which UNM fought down to the wire in a 45-37 loss to Arizona. UNM picked up four All-Mountain West honors, including a Second Team selection as a returner for Carlos Wiggins. The Lobos earned 19 Mountain West All-Academic selections.

In the first seven seasons under Davie, the Lobos have picked up 138 Mountain West All-Academic selections, including a program record 27 in 2018 and 23 in 2017, the second-best total for football in school history. The five highest totals for Mountain West All-Academic selections have all come under Bob Davie.

Over his time, the Lobos have posted the highest Fall semester GPA in program history (Fall of 2018) and four of the top five Fall semester GPAs in program history (Fall of 2013, 2015, 2016 and 2018). UNM has also consistently established new single-year and four-year rolling scores for APR.

The seeds of 2015 were planted in 2014 as the Lobos showed that they were on the right path as the team battled to a 4-8 record, with plenty of close games and great performances along the way.

The 2014 Lobos featured three players on the Capital One/CoSIDA All-District team in Reece White, Garrett Adcock and Dakota Cox. The three players were exactly half of the honorees in the Mountain West as the rest of the league had three players combined.

New Mexico went 4-8 in 2014, a one-game improvement from 2013, but the improvement was certainly bigger than the win column. The Lobos shaved a full touchdown off of their points allowed, and 14.5 points off their defensive average against unranked opponents from a year prior.

The 2013 Lobos continued to represent Davie's hard-nosed mentality. Rushing the football again was the team's calling card on offense. After Air Force led the Mountain West in rushing for every year of the league's existence from 1999 (14 in all), UNM repeated as conference rushing champion in 2014. The Lobos' 301.4-yard average per game ranked fourth nationally, and UNM was the only team from 2012-14 to average 300 yards per game on the ground and finish in the top five nationally. The Lobos were in the top five nationally in runs of 10, 20, 30, 40, 50 and 60 yards as well.

Once again, UNM's special teams lived up to billing, with UNM leading the Mountain West in average return with a 22.4-yard average. UNM was the only school to return a kickoff for a touchdown, and it accomplished that twice, with two different returners.

The kickoff return for a touchdown has become a hallmark of the Bob Davie era. UNM now has eight kickoff returns for touchdowns in his four years as the head coach, tying for the most in the last four years.

Despite a rush of injuries that would have decimated most teams, Davie's young defense was able to weather the storm and turn in some clutch performances. No bigger storm was weathered than that of his first team All-MW linebacker Dakota Cox, who despite missing the final three games of the season with a torn ACL, led the nation in tackles per game with 12.9 tackles per game. UNM's defense vastly improved from 2013 to 2014, picking up 19 takeaways just a year after recording none during the second half of the season. The Lobos, while struggling against nationally-ranked foes, were on pretty even terms with the rest of the schedule, holding its nine unranked opponents to almost 15 points fewer in 2014.

Along with Cox, center LaMar Bratton earned First Team All-Mountain West honors, and three Lobos were honorable mention picks in safety David Guthrie, running back Jhurell Pressley and offensive lineman Jamal Price.

The Lobos' special teams also enjoyed another strong season. Sophomore kick returner Carlos Wiggins led the nation with three returns for touchdowns and in total kick return yards with 1,303. Wiggins was named the Mountain West Special Teams Player of the Year and was the College Football Performance Awards' National Kick Returner of the Year.

Senior punter Ben Skaer finished fifth in the nation in punting with an average of 45.8 yards per attempt and along with Wiggins earned first-team All-MW honors. A total of eight Lobos earned All-MW recognition in 2013, giving Davie 17 during his first two seasons -- nine more than the program had in 2010-11.

Davie's young defense also had some bright spots, despite having to play six true freshmen and have 11 players make at least one start who weren't even on the Lobo defense in 2012.

THE DAVIE COACHING TREE

Former assistants that became collegiate head coaches

- *Charlie Strong (Louisville 2010-13; Texas 2014-16; USF 2017-present)
- *Dan Mullen (Mississippi State 2009-17; Florida 2018-present)
- *Steve Addazio (Temple, 2011-12; Boston College 2013-present)
- *Urban Meyer (Bowling Green 2001-02; Utah 2003-04; Florida 2005-10; Ohio State 2012-18)
- *Mike Sanford (UNLV 2005-09; Indiana State 2013-16)
- *Joker Phillips (Kentucky 2010-12)

Former assistants that became NFL coordinators

- *Bill Sheridan (Tampa Bay, DC, 2012-13)
- *Dean Pees (New England, DC, 2006-09; Baltimore, DC, 2012-17; Tennessee, DC, 2018-present)
- *Don Martindale (Denver, DC, 2010; Baltimore, DC, 2018-present)
- *Jerry Rosburg (Cleveland, STC, 2001-06; Atlanta, STC, 2007; Baltimore, STC, 2008-18)
- *Greg Matison (Baltimore, 2009-10)
- *John DeFillipo (Cleveland, OC, 2015, Minnesota, OC, 2018, Jacksonville, OC, 2019)

Former players that became coaches

- *Dennis Allen (Oakland, head coach 2012-14; Denver, DC, 2011; New Orleans, DC, 2015-present)
- *Aaron Glenn (New Orleans, DBs, 2016-present)
- *Anthony Weaver (DL, Houston, 2016-present)

BOB DAVIE PROFILE

Full Name: Robert Edwin Davie, Jr.

Born: Sept. 30, 1954

Birthplace: Sewickley, Pa.

Alma Mater: Youngstown State, 1977, B.S., Education

Playing Experience: Youngstown State, 1974-76

Family: Wife, Joanne, daughter Audra, son Clay

Head Coaching Record:

2018	New Mexico	3-9
2017	New Mexico	3-9
2016	New Mexico	9-4
2015	New Mexico	7-6
2014	New Mexico	4-8
2013	New Mexico	3-9
2012	New Mexico	4-9
2001	Notre Dame	5-6
2000	Notre Dame	9-3
1999	Notre Dame	5-7
1998	Notre Dame	9-3
1997	Notre Dame	7-6
Totals	12 seasons	68-79

Assistant Coaching Record:

1996	Notre Dame (Defensive Coordinator)	8-3
1995	Notre Dame (Defensive Coordinator)	9-3
1994	Notre Dame (Defensive Coordinator)	6-5-1
1993	Texas A&M (Defensive Coordinator)	10-2
1991	Texas A&M (Defensive Coordinator)	12-1
1991	Texas A&M (Defensive Coordinator)	10-2
1990	Texas A&M (Defensive Coordinator)	9-3-1
1989	Texas A&M (Defensive Coordinator)	8-4
1988	Texas A&M (Outside Linebackers)	7-5
1987	Texas A&M (Outside Linebackers)	10-2
1986	Texas A&M (Outside Linebackers)	9-3
1985	Texas A&M (Outside Linebackers)	10-2
1984	Tulane (Defensive Coordinator)	3-8
1983	Tulane (Defensive Coordinator)	4-7
1982	Pittsburgh (Linebackers)	9-3
1981	Pittsburgh (Linebackers)	11-1
1980	Pittsburgh (Linebackers)	11-1
1979	Arizona (Linebackers)	6-5-1
1978	Arizona (Linebackers)	5-6
1977	Pittsburgh (Grad Assistant)	9-2-1
Totals	20 seasons	167-68-4

Bowl Games Coached (corresponding to the season, not the actual year of the bowl game):

2016	Gildan New Mexico Bowl (New Mexico, W 23-20 vs. UTSA)
2015	Gildan New Mexico Bowl (New Mexico, L 45-37 to Arizona)
2000	Fiesta Bowl (Notre Dame, L 41-9 to Oregon State)
1998	Gator Bowl (Notre Dame, L 35-28 to Georgia Tech)
1997	Independence Bowl (Notre Dame, L 27-9 to USC)
1995	Orange Bowl (Notre Dame, L 31-26 to Florida State)
1994	Fiesta Bowl (Notre Dame, L 41-24 to Colorado)
1993	Cotton Bowl (Texas A&M, L 24-21 to Notre Dame)
1992	Cotton Bowl (Texas A&M, L 28-3 to Notre Dame)
1991	Cotton Bowl (Texas A&M, L 10-2 to Florida State)
1990	Holiday Bowl (Texas A&M, W 65-14 vs. BYU)
1989	Sun Bowl (Texas A&M, L 31-28 to Pittsburgh)
1987	Cotton Bowl (Texas A&M, W 35-10 vs. Notre Dame)
1986	Cotton Bowl (Texas A&M, L 28-12 to Ohio State)
1985	Cotton Bowl (Texas A&M, W 36-16 vs. Auburn)
1982	Cotton Bowl (Pittsburgh, L 7-3 to SMU)
1981	Sugar Bowl (Pittsburgh, W 24-20 vs. Georgia)
1980	Gator Bowl (Pittsburgh, W 37-9 vs. South Carolina)
1979	Fiesta Bowl (Arizona, L 16-10 to Pittsburgh)
1977	Gator Bowl (Pittsburgh, W 34-3 vs. Clemson)

True freshman Dakota Cox became the first freshman since Blake Irwin in 1994 to lead the team in tackles with 99. Cox earned Football Writers Association of America Freshman All-America Team honors.

Senior Dallas Bollema and junior Brett Bowers made honorable mention All-MW and junior cornerback SaQwan Edwards led the MW and ranked ninth nationally with three fumble recoveries.

In 2012, UNM went 4-9 and 1-7 in Mountain West play. The program's four wins represented a 400 percent improvement from 2011 when the school won one game; UNM had the greatest improvement by percentage of any school in the Football Bowl Subdivision.

Davie led UNM to one of the best statistical turnarounds in college football from 2011 to 2012. The Lobos showed the greatest improvement among the 120 FBS schools in scoring margin and rushing offense. The Lobos improved by 25.21 points in scoring margin and 188.14 rushing yards. The 2012 UNM team also ranked second nationally in time of possession improvement, fourth in net punting improvement and fifth in turnover margin improvement from the previous season.

Of the 32 statistical categories that the Mountain West tracked in its in-season weekly releases, UNM improved in 26 of them from the 2011 season to the 2012 season.

Davie became New Mexico's 31st football head coach on Nov. 17, 2011. Davie, 65 in September, had been a college football analyst on television since 2002. He had served as the lead analyst on ABC Saturday Night Primetime college football telecasts, as well as ESPN and ESPN2 Saturday Night Primetime games.

In his time with ABC/ESPN, he teamed with Brent Musburger and Kirk Herbstreit calling the Saturday night prime time game. Among the games he covered were some of the greatest in the history of college football. Along with two BCS National Championship games for ESPN Radio, he was the analyst for ESPN Radio's coverage of the 2005 USC/Texas Rose Bowl Game, considered by many as the best ever. He also was the analyst for the television broadcast of the 2006 classic between No. 1 Ohio State and No. 2 Michigan, dubbed the "Game of the Century". That game was watched by 21.8 million viewers, the most-watched college football game in history at the time. Davie was a part of the Big Ten Network's 10-year anniversary show reliving that contest, filmed and broadcast in 2016.

Other historic games that Davie broadcast for ESPN included the 2007 Rose Bowl Game between Michigan and USC, and a 2010 matchup between Illinois and Northwestern that was played at Wrigley Field, the first football game played in the oldest MLB stadium in 40 years.

Prior to that, Davie served as head football coach at the University of Notre Dame for five seasons (1997-2001). He was defensive coordinator for three years (1994-96) with the Fighting Irish under head coach Lou Holtz before taking over the program in 1997. Davie spent nine years as an assistant coach at Texas A&M University (1985-93) under head coaches Jackie Sherrill (1985-88) and R.C. Slocum (1989-93). Davie was linebackers coach for Sherrill and was promoted to defensive coordinator and assistant head coach under Slocum. He also served as assistant head coach/defensive coordinator at Tulane (1984-85) and linebackers coach at the University of Pittsburgh (1980-82) and the University of Arizona (1978-79).

In 32 years of coaching, Davie has been a part of teams that have compiled a combined record of 235-147-4. He has coached in 20 bowl games, including the Fiesta Bowl, Orange Bowl, Sugar Bowl and Cotton Bowl.

Davie had a 35-25 career record at Notre Dame, leading the Irish to three bowl games and taking the program to its first-ever BCS postseason game, the 2001 Fiesta Bowl. He also was the first coach to lead Notre Dame to a bowl game in his first season. Year in and year out, Notre Dame plays one of the toughest schedules in the nation. During Davie's tenure, 19 of those games were against Top-25 foes and 52 of the 60 were against BCS foes. Seven of the other eight were against service academies and one was against another non-BCS foe.

Davie also has been a two-time finalist for a National Coach of the Year award (by the Walter Camp Foundation and Football News).

In 2001 at Notre Dame, Davie earned an American Football Coaches Association Award for Academic Achievement as his team had a 100 percent graduation rate.

At Notre Dame, Davie received a Football News National Coach of the Year finalist citation and finished sixth in The Associated Press Coach of the Year balloting in 2000, finishing with a 9-3 record and earning a berth in the Fiesta Bowl. That team tied an NCAA record for fewest turnovers in a season with eight, despite starting three different quarterbacks - Battle, Gary Godsey and Matt LoVecchio.

Davie earned a National Coach of the Year semifinalist nod in 1998 after

producing another 9-3 record with the Irish. The team ranked 16th nationally in rushing that season behind career rushing leader Autry Denson. Quarterback

Jarious Jackson ranked 13th in the country in passing efficiency.

During Davie's first year as head coach in 1997, Notre Dame completed four fourth-quarter comebacks to finish with a 7-5 record and earn an Independence Bowl invitation.

As an Irish assistant, Davie's defense finished 10th in passing efficiency defense and 11th in total defense in 1996, forcing 30 turnovers and ranking 16th in pass defense in 1995.

Before he became coordinator at Texas A&M in 1989, Davie coached outside linebackers and was part of a staff that led the Aggies to finishes of eighth, fourth, seventh and 14th in the nation in total defense from 1985-88, respectively.

Davie was assistant head coach and defensive coordinator at Tulane from 1983-84. Prior to that, he was linebackers coach at the University of Pittsburgh from 1980-82 helping the unit rank first nationally in total defense in 1980 and 1981 and third in 1982.

He started his coaching career as a graduate assistant in 1977 at Pittsburgh under Sherill and moved on to the University of Arizona as a part-time linebackers coach and strength coach from 1978-79.

Davie is a 1977 graduate of Youngstown State and was a three-year starter at tight end.

Davie and his wife, Joanne, have two children - daughter Audra and son Clay, and a grandson, Beau Robert.



JORDAN PETERSON

DEFENSIVE COORD./SAFETIES

3RD YEAR AT NEW MEXICO

Texas A&M, 2009

Lexington, Texas



Jordan Peterson enters his third as the safeties coach at The University of New Mexico, and his first as the defensive coordinator for the program. Peterson came to UNM after coaching at Texas State and having played at Texas A&M.

Peterson oversees the entire defense, and he handles all duties associated with coaching UNM safeties.

In two seasons, UNM safeties have led the team in tackles, with Jake Rothschilder recording 76 and Stanley Barnwell, Jr., also recording 76.

JORDAN PETERSON NOTES

*Helped Fresno State to three straight Bowl games, Mountain West titles in 2012 and 2013 and a West Division title in 2014.

*Coached safety Phillip Thomas to Mountain West Defensive Player of the Year and Jim Thorpe Award Finalist honors.

Marcus Hayes, a freshman, earned Second Team All-Mountain West honors as a safety in 2018.

Peterson coached at Fresno State for five seasons, from 2012-16, helping the Bulldogs to three bowl games and a 2014 Mountain West Championship game appearance and a 2013 Mountain West title. He served a variety of positions with Fresno State, coaching both the secondary and outside linebackers. He also has served as recruiting coordinator and a special teams coach.

Peterson excelled in his role of secondary coach at Fresno State, coaching that position in 2012 when Fresno State went 9-4 and ranked second nationally in pass defense and fourth in pass efficiency defense.

One of his players, safety Phillip Thomas, was one of three finalists for the Thorpe Award and was a unanimous All-American, the first unanimous selection in Fresno State history. Thomas was the Mountain West's Defensive Player of the Year.

Fresno State safeties Thomas and Derron Smith were both highly decorated

JORDAN PETERSON PROFILE

Born: August 18, 1987

Hometown: Lexington, Texas

Alma Mater: Texas A&M, 2009, B.S., Sport Management; 2010, M.S., Education

Playing Experience: Texas A&M, 2006-09

Family: Wife, Melissa; daughters, Ellie and Emery

Coaching Experience:

2017-present New Mexico (Safeties)

2017 Texas State (Outside Linebackers/Special Teams Coord.)

2015-16 Fresno State (Outside Linebackers)

2012-14 Fresno State (Secondary)

2010-11 Texas A&M (Graduate Assistant)

Postseason Coached (corresponding to the season, not the actual year of the bowl game):

2014 Hawai'i Bowl

2013 Royal Purple Las Vegas Bowl

2012 Hawai'i Bowl

2011 Meineke Car Care Bowl of Texas

2010 Cotton Bowl

as all four starting defensive backs earned all-conference honors.

Peterson got his start as a graduate assistant coach at Texas A&M in 2010 and 2011. That followed a four-year career with the Aggies, where he made 81 tackles and broke up 15 passes. He also forced two fumbles, recovered one fumble and picked off four passes. He returned one of those passes 48 yards for a touchdown, ironically against New Mexico. He was a two-time All-Big 12 Academic First Team selection, and he was a CoSIDA Academic All-Region selection in 2008.

Peterson received his bachelor's degree in sport management from Texas A&M in 2009 along with his master's in education curriculum and instruction in 2010.

He graduated from Lexington High School in Central Texas, where he earned first-team all-state honors as a defensive back and honorable mention honors as a quarterback his senior year. He was named Texas Prep Xtra Central Texas MVP.

He and his wife Missy have two daughters, Ellie and Emery.



Joe Dailey joined The University of New Mexico as the offensive coordinator and quarterbacks coach, coming to the Duke City after a seven-year stint at Liberty University.

At Liberty, he was on Turner Gill's staff since 2012, first serving as quarterbacks coach before becoming the offensive coordinator in 2014. In 2018 Liberty ranked 34th nationally in points per game, averaging 33.3 points per game. The Flames

ranked 46th in yards per game at 422.9, including 261.5 yards per game in the air, good for 33rd nationally. Liberty quarterback Buckshot Calvert was 25th nationally in yards per game at 255.7, throwing for 3,068 yards for the year. The Flames also had a 1,000-yard receiver in Antonio Gandy-Golden, who caught 71 passes for 1,037 yards.

Dailey tutored Liberty quarterback Josh Woodrum, who was one of just 22 FCS players invited to the 2016 NFL Combine, eventually going 25-for-36 in the preseason with 321 yards and four touchdowns. Over his seven seasons with Liberty, the Flames won four league titles, advanced to the FCS Playoffs once and never had a losing season.

After his first season with Liberty, Dailey was invited to attend and participate in the NFL-NCAA Coaches Academy. The organization provides an opportunity for current and former NFL players who are looking to continue their careers on the football sidelines to learn leadership, management, and administrative skills from football coaches at all levels.

Dailey got his start in coaching at the University of Buffalo, where he served as an offensive graduate assistant in 2008 before becoming tight ends coach in 2009, both seasons under Turner Gill. In 2008, the Bulls captured their first Mid-American Conference title, finishing 8-6 and playing in the 2009 International Bowl in Toronto. In both of his seasons with Buffalo, the Bulls ranked in the top 40 in offense.

Dailey then moved to Kansas for a year, where he served as Recruiting Coordinator before serving as quarterbacks coach at Bethune-Cookman.

Dailey, one of the nation's most sought-after run-pass high school quarterbacks, started his collegiate career at Nebraska. As a sophomore at Nebraska,

JOE DAILEY NOTES

*Was a part of Liberty's first P5 victory in 2017 over Baylor, and also a part of Liberty's historic FBS inaugural season in 2018, going 6-6.

*Had a 1,000-yard receiver at Liberty in Antonio Gandy-Golden

*Tutored quarterback Josh Woodrum, who was invited to the 2016 NFL Combine.

*Participated in the 2012 NFL-NCAA Coaches Academy and two Bill Walsh Minority Internships with the New York Giants in 2016 and 2018.

*Was the first quarterback in the history of the Nebraska Cornhuskers to throw for 300 yards in a single game.

Dailey established new quarterbacking standards. In Nebraska's matchup against Colorado, he became the first quarterback in program history to throw 300 yards in a game and set a single-game passing record with 342 yards in a 59-27 victory over Baylor.

After starting all 11 games in 2004, Dailey finished the season with 2,025 passing yards, the third-best season passing mark in Nebraska history. Dailey was a team captain as a sophomore, as well as a two-time member of the Brook Berringer Citizenship Team.

Dailey transferred to North Carolina where he finished the last two years of his playing career. In 2006, he started seven games as quarterback and led the program with 1,316 passing yards and seven touchdowns. The following year,

Dailey finished his Tar Heel days as a starting wide receiver.

Dailey completed his collegiate playing career by throwing for 3,458 yards and 26 touchdowns while completing 52.7 percent of his pass attempts (274-of-520).

A native of Freehold, New Jersey, Joe and his wife Carrie have four children, Stella, Noah, Myles and Tyson.

JOE DAILEY PROFILE

Hometown: Freehold, N.J.

Alma Mater: Bethune Cookman (Quarterbacks)

Playing Experience: Nebraska 2004-05, North Carolina 2006-07

Family: Wife - Carrie; Children - Stella, Noah, Myles and Tyson.

Coaching Experience:

2014-18 Liberty (Offensive Coordinator/Quarterbacks)

2012-13 Liberty (Quarterbacks)

2011 Bethune Cookman (Quarterbacks)

2010 Kansas (Recruiting Coordinator)

2008-09 Buffalo (Graduate Assistant/TEs)

Postseason Coached (corresponding to the season, not the actual year of the bowl game):

2014 FCS Playoffs

2009 International Bowl



SAGA TUIELE

RUN GAME COORDINATOR/OL

4TH YEAR AT NEW MEXICO

Portland State, 2002
San Bernardino, Calif.

Saga Tuitele enters his fourth season as the run game coordinator/offensive line coach at The University of New Mexico. Previously, he served as the offensive coordinator and offensive line coach at Cal Poly in San Luis Obispo where he led the Mustang offense to the top of the NCAA FCS charts in terms of points and yards.

In 2018, the Lobo offense underwent a change from a true triple option attack, and despite the changes, UNM had a first team Mountain West offensive lineman in Aaron Jenkins. Overall, UNM's offensive line was tasked with pass blocking 365 times, and the line allowed just 15 sacks in its first year in a passing offense. Tuitele also was able to get a terrific season from Kyle Stapley at center, despite not playing center before. Stapley was 802 of 806 on shotgun snaps with no penalties.

In 2017 despite injuries that decimated the offensive line and three different players starting at quarterback, the Lobos still managed to rush for 2,825 yards and 21 touchdowns. Offensive lineman Aaron Jenkins anchored the front five and earned plenty of preseason accolades for the 2018 season.

In Tuitele's first season, the Lobo rushing attack set records and was the tops in the nation. The Lobos led the nation in rushing yards, rushing yards per game and rushing yards per carry, as well as rushes of 10, 20, 30, 40, 50, 60 and 70 yards. The Lobos also had two 1,000-yard rushers for the first time in school history in Teriyon Gipson and Tyrone Owens.

Gipson led the nation in rushing yards per carry as well. UNM did all of that with an offensive line that saw three new starters, including center Blaise Foun-

tain. That offensive line allowed just 12 sacks on the season.

Tuitele is a veteran of option offenses, having spent time at both Cal Poly and at Army coaching the offensive line. For those seven seasons, Tuitele has served as the offensive line coach. He was the co-offensive coordinator from 2009-2012, and the co- was removed from his title for the 2013 through 2015 seasons.

Under Tuitele, the Cal Poly Mustangs led the FCS in rushing yards per game from 2013-15, including averaging 387.3 yards per game in 2015.



The Mustangs finished fourth in rushing in 2010, sixth in 2011 and third in 2012.

Last season Cal Poly also finished in the top 10 in fourth down conversions (5th), first downs (6th) and total offense (8th).

Prior to Cal Poly, he served as the offensive line coach at Army under Tim Walsh, whom he also coached with and played under at Portland State. Tuitele coached the defensive line at Portland State, helping the Vikings lead the Big Sky in total defense, rushing defense and scoring defense in 2004.

Tuitele was a two-time All-Big Sky performer at Portland State, earning honorable mention All-America honors as a senior offensive guard after starting his career as a defensive tackle, where he played for two seasons.

Tuitele, 35, earned a bachelor's degree in social science from Portland State in 2002. An All-CIF Southern Section and All-State defensive lineman at Pacific

SAGA TUITELE NOTES

*Saw his offensive lines lead the nation in rushing four straight seasons, with New Mexico leading the FBS in 2016 and Cal Poly leading the FCS in 2013, 2014 and 2015.

*His offensive lines have finished in the top six in rushing in seven of the last eight seasons.

*Spent time as well at Army under Tim Walsh.

High School in San Bernardino in the mid-1990s.

Tuitele and his wife, Rachel, have four children, To'omalatai, Tifaimoana, Saga III and Teuila.

SAGA TUITELE PROFILE

Birthdate: Sept. 15, 1979

Hometown: San Bernardino, Calif.

Playing Experience: Portland State 1997-2000

Alma Mater: B.S., Social Science - Portland State, 2002

Family: wife Rachel; children To'omalatai, Tifaimoana, Saga III and Teuila

Coaching Experience:

2016-present	New Mexico (Run Game Coord./Offensive Line)
2013-15	Cal Poly (Offensive Coordinator/Offensive Line)
2009-12	Cal Poly (Co-Offensive Coordinator/Offensive Line)
2007-08	Army (Offensive Line)
2003-06	Portland State (Defensive Line)

Postseason Coached (corresponding to the season, not the actual year of the bowl game):

2016	Gildan New Mexico Bowl
2012	FCS Playoffs



PERRY ELIANO

SPECIAL TEAMS COORD/CBs

2ND YEAR AT NEW MEXICO

Stephen F. Austin, 2000
Killeen, Texas

Perry Eliano joined The University of New Mexico coaching staff in January of 2018, and he enters his second season coaching cornerbacks as well as serve as special teams coordinator. He came to the Lobos after a two-year stint serving as the Associate Head Coach and Defensive Coordinator at Bowling Green.

With UNM, Eliano watched the two starting Lobo corners end up with NFL teams after solid seasons. Jalin Burrell and D'Angelo Ross tied for the team lead in pass breakups with six each. Where Eliano made huge strides is with special teams, as New Mexico led the nation in kickoff return defense, and had the No. 1 punt returner in the nation, a first on both accounts for the school. Marcus Hayes was a FWAA Freshman All-America as a punt returner.

Eliano tutored Aussie punter Tyson Dyer, who was named honorable mention All-Mountain West and was 17th nationally in punting average, including the longest punt by a sophomore in Mountain West history, and the longest punt in school history. Freshman kicker Andrew Shelley also kicked a 53-yard field goal, tied for the second-longest in school history, and UNM was perfect on field goals for the season longer than any other FBS team in 2018.

In his last season with the Falcons, Bowling Green forced 24 turnovers, including 15 fumble recoveries and they scored two touchdowns. The defense racked up 292 return yards on interceptions and fumbles, and the 15 fumble recoveries was tied for fourth nationally.

Prior to Bowling Green, Eliano spent five seasons at UTSA, starting with its inaugural season in 2011 through the 2015 season, coaching safeties and serving

PERRY ELIANO NOTES

*Defense at UTSA in 2014 led Conference USA in five different statistical categories.

*Has been a coordinator or associate head coach in each of his previous eight seasons prior to coming to UNM.

*Mentored Triston Wade, a three-time all-conference pick over two conferences that signed with the Seattle Seahawks.

*Defenses have a reputation for takeaways, including 24 at Bowling Green in 2017.

as special teams coordinator. Overall, he coached eight all-conference players spanning two different conferences. He also coached safety Tristan Wade, who in 2014 became UTSA's first Jim Thorpe semifinalist.

Eliano coached two players who earned All-CUSA honors in cornerback Bennett Okotcha (second team) and safety Michael Ekwuagu (honorable mention).

In 2014, Eliano helped lead a defense that ranked in the Conference USA top five in five different statistical categories, including second in rushing defense (140.8 ypg). UTSA forced 19 turnovers (10 fumbles/9 INTs) with his safeties com-

PERRY ELIANO PROFILE

Birthdate: May 3, 1978

Hometown: Killeen, Texas

Playing Experience: Stephen F. Austin, 1995-99

Alma Mater: B.S., Stephen F. Austin, 2000; M.S. secondary education, 2003

Family: Wife, Regenia; sons, Amari, Evan

Coaching Experience:

2018-present	New Mexico (Special Teams Coordinator/Cornerbacks)
2016-17	Bowling Green (Defensive Coordinator/Assoc. Head Coach)
2011-15	UTSA (Special Teams Coordinator/Safeties)
2010	Central Arkansas (Associate Head Coach/Secondary)
2006-09	Central Arkansas (Secondary)
2005	Sam Houston State (Secondary)
2003-04	Central Arkansas (Running Backs/Wide Receivers)
2001-02	Stephen F. Austin (Graduate Assistant)

binning for seven of the picks. Free safety Triston Wade signed with the Seattle Seahawks as an undrafted free agent in May 2015.

Eliano's special teams also excelled in 2014 as the Roadrunners led the league in net punting (39.3 avg.) on the strength of honorable mention all-conference punter Kristian Stern, who set school records for punts (83) and punting average (41.2). The team was tied for third in field goals behind second-team all-conference place-kicker Sean Ianno, who made 17-of-21, including a school record 53-yarder against Florida Atlantic, along with registering 16 touchbacks on kickoffs. Deep snapper Jesse Medrano also collected second-team all-conference honors.

In 2013, Eliano helped lead UTSA to a 7-5 overall record, including victories over a pair of bowl teams. The Roadrunners finished second in the West Division with a 6-2 mark in their first season in Conference USA. He helped tutor a defense that forced 14 turnovers (6 fumbles/8 INTs), with the safeties combining for six of the picks, and allowed just 143.1 rushing yards per game.

Wade led the team in tackles (94), solo tackles (54) and interceptions (two), while Nic Johnston was third in stops (70). On special teams, Ianno established a school record for touchbacks with 21 and connected on all 38 of his extra-point attempts. Wade earned second-team All-Conference USA honors, while Johnston and Stern were honorable mention all-conference.

In 2012, Eliano helped lead UTSA to an 8-4 overall record and a 3-3 mark in its first and only season in the Western Athletic Conference (WAC). The campaign was highlighted by historic wins against South Alabama, the program's first road and Football Bowl Subdivision (FBS) victory, and New Mexico State, its first league win. The defense forced 29 turnovers (16 fumbles/13 interceptions), which led to 22 scores (15 TDs/7 FGs), and Wade garnered first-team All-WAC accolades.

In his first year overseeing special teams, the placekickers combined to make 15-of-19 field goals and all 45 PATs. Kenny Harrison finished second in the FBS

in punt return average (17.3), had a program-record 79-yard TD return in the season-ending victory against I-35 rival Texas State and was an honorable mention all-league selection.


Eliano helped lead the Roadrunners to a 4-6 record during their inaugural campaign in 2011. The defense allowed just 21.4 points and 126.2 yards rushing per game and forced 21 turnovers (11 fumbles, 10 interceptions), which led to 15 scores. His safeties recovered six fumbles — three by Johnston — and picked off five passes.

Prior to his time on the Roadrunners coaching staff, Eliano was an assistant at Central Arkansas from 2006-10. He coached defensive backs throughout his tenure and was named associate head coach prior to his final season. Eliano coached the 2005 season as Sam Houston State's secondary coach after an earlier two-season stint at Central Arkansas as the running backs and wide receivers coach. Eliano coached wide receiver Mike Norvell at Central Arkansas, who was recently hired as Memphis' head coach.

A Killeen, Texas native, Eliano got his coaching start as a graduate assistant at his alma mater, Stephen F. Austin, from 2001-02. Eliano played safety for the Lumberjacks from 1996-99. He was the team's Defensive Most Valuable Player and leading tackler in both 1998 and '99. Playing strong safety as a senior, he registered a team-high 99 tackles to help guide the Lumberjacks to the Southland Championship and was named all-conference following that campaign. He also was named the Ralph Todd Award (University Outstanding Male Athlete) winner the following spring.

A standout prep defensive back, Eliano was a three-year letterwinner at Ellison High School from 1993-95. He earned all-state honors following his senior season after helping the Eagles reach the Class 5A state quarterfinals.

Eliano earned his bachelor's degree from Stephen F. Austin in 2000 and a master's in secondary education three years later. He and his wife, Regenia, have two sons, Amari and Evan.



Meet the Coaching Staff



APOLLO WRIGHT

PASSING GAME COORD./RBs

7TH YEAR AT NEW MEXICO

Cheyney (Pa.), 1998
Philadelphia, Pa.



Apollo Wright begins his seventh year at UNM and he returns to coaching the running backs, which he did in his first three seasons at UNM from 2013-15. He spent the previous three seasons as quarterbacks coach and he also has served as UNM's special teams coordinator.

UNM used three starting quarterbacks in the 2017 season, and the three combined for 1,489 yards passing and eight touchdowns along with 685 yards rushing and four touchdowns. One of his charges, Lamar Jordan, signed a free agent contract after the season with the Atlanta Falcons.

UNM's special teams continued to excel under Wright, with Corey Bojorquez earning first team All-MW honors as a punter and signing a free agent contract with New England, and kicker Jason Sanders getting drafted by Miami in the seventh round. Elijah Lilly returned a kickoff for a touchdown against Texas A&M,



and had two others during the season called back as well. That touchdown ran UNM's streak of consecutive seasons with a kickoff return touchdown to eight straight, and it was the 10th under head coach Bob Davie, tying for the third-most in the nation in that time frame.

UNM's special teams were special again in 2016 as Lilly, who at the time a true freshman, averaged 27.4 yards per return, including a touchdown. Additionally, UNM's kickoff coverage unit was phenomenal, with an NCAA top touchback percentage of 82.1%. UNM hit 69 of 84 kickoffs for touchbacks, and only 14 kickoffs were actually returned.

Under Wright, UNM's quarterbacks were terrific, especially late in the season. UNM starting quarterback Lamar Jordan had a 145.3 rating, throwing for six touchdowns and 681 yards, rushing for another 739 yards and three touchdowns. Overall UNM's quarterbacks completed 53.6% of their passes for 1,389 yards and 11 touchdowns, and they rushed for 987 yards and six touchdowns.

In 2015, UNM's special teams were truly special, with Carlos Wiggins returning a kickoff for a touchdown against Hawai'i, and a pair of successful faked

punts. The Lobos were also seventh nationally in kickoff touchback percentage and punter Zack Rogers finished his career fifth on the career average list at UNM.

UNM's stable of rushers under Wright had a solid season as the Lobos at the time tied a school record with 42 rushing touchdowns. UNM ranked either second or third nationally in rushes of 30, 40, 50, 60 and 70 yards, and Jhurrell Pressley finished his career seventh in career rushing at UNM, second in career rushing touchdowns, and signed a free agent contract with the Minnesota Vikings.

In 2014, UNM's running back corps combined for 2,590 yards and 27 touchdown runs. The Lobos had a 1,000 yard rusher in Jhurrell Pressley, who hit the 1,083-yard mark despite just 114 carries. His 9.5 yards per carry led the nation and was the best mark in school history. Lobo running backs averaged 6.7 yards per carry, better than the overall team average of 6.4 yards per carry.

Pressley was an honorable mention All-Mountain West selection after his 2014 season after rushing for more 60-yard runs individually than all but four other schools in the FBS.

UNM's running backs combined for 2,387 yards and 29 touchdowns in 2013. Second-team All-Mountain West selection Kasey Carrier ranked 16th in the nation in rushing yards per game with an average of 112.2. Carrier's 1,122 yards represented the ninth best single-season rushing total in UNM history.

Wright arrived at UNM in February of 2013. He spent six seasons at Florida International University, the last three as the Panthers' running backs coach. In 2012, Wright worked with a trio of backs who combined to rush for 1,452 yards and 15 touchdowns despite each missing games due to injury.

One of the players was Kendrick Rhodes, who set a school record with 1,149 rushing yards on 234 carries in 2011 and was a second-team All-Sun Belt Conference selection. Twice during the 2011 year, Rhodes carried the ball 30 times, tying for third all-time in a single-game.

Rhodes has seven 100-yard rushing games during his career, which is an FIU record. He had five 100-yard games in 2011.

FIU running back Darriet Perry finished his career in 2011, and under the tutelage of Wright, the veteran established several FIU rushing records. During the 2010 season, Perry scored a school-record 16 rushing touchdowns while the team finished with 26 total scores on the ground. Perry would ultimately finish his collegiate career a year later with 27 rushing touchdowns.

Wright previously served as Florida International's special teams coordinator (2007-11) and helped turn kicker Jack Griffin into one of the nation's finest and a Lou Groza Award semifinalist in 2011. Griffin set school records for extra points and field goals for the Panthers.

Wright's punt return unit, which included future Indianapolis Colts wide receiver T.Y. Hilton, finished No. 1 in the country with an average of 15.93 yards per punt return in 2011.

In 2009, the punt return unit ranked 18th overall and first among the Sun Belt Conference teams. The Panthers also ranked second in the SBC in kickoff returns and third in net punting. Hilton, who was an '09 Freshman All-America, led the Sun Belt and finished ninth nationally with an average of 14.78 yards per punt return and was also among the national leaders in kickoff-return average.

Wright also coached current Tampa Bay Buccaneers defensive back Anthony Gaitor from 2007-09 at FIU. Gaitor led the Sun Belt Conference with five interceptions in 2008, returning two for TDs.

Prior to arriving at FIU in 2007, Wright served as a member of the Villanova staff for six seasons as running backs coach and spent three years as the Wildcats' special teams coordinator. He played a major role in the performance and development of former NFL All-Pro Brian Westbrook, who rushed for 1,603 yards and 22 touchdowns en route to earning the Walter Payton Award as the Division I-AA National Player of the Year, the Atlantic 10 Conference Offensive Player of the Year and the ECAC Offensive Player of the Year in 2001.

Wright also mentored Wildcats running back Terry Butler, who accumulated 2,080 yards on 464 carries (4.5 avg.) and 17 touchdowns in his four-year collegiate career before spending a brief career with the New York Jets.

Wright's responsibilities at Villanova also included the breakdown of oppo-

nent film and serving as the program's pro liaison.

Prior to Villanova, Wright was the secondary coach at LaSalle University from 1999-2000. Besides his duties as secondary coach, Wright was also in charge of the kick and punt return units.

In 1999, he was a graduate assistant at Wagner College, drilling the defensive backs and wide receivers. Wright began his coaching career with his first stint at LaSalle as the assistant defensive backs coach in 1998.

Wright played football for four years at Cheyney (Pa.) University, including two seasons as the starting quarterback. He graduated cum laude with a bachelor's degree in recreation and leisure services in 1998. Wright earned his master's degree in education from Wagner (N.Y.) College in 2001.

He and his wife Melanie have three sons; twins Jayden and Michael, and Mason.

APOLLO WRIGHT PROFILE

Birthday: October 31, 1975

Hometown: Philadelphia, Pa.

Playing Experience: Cheyney University 1994-97

Alma Mater: B.A., Recreation and Leisure Services - Cheyney (Pa.) University, 1998; M.A., Education - Wagner (N.Y.) College, 2001

Family: Wife Melanie; sons Jayden, Michael and Mason

Coaching Experience:

2018	New Mexico (Passing Game Coord./Quarterbacks)
2016-17	New Mexico (Special Teams Coord./Quarterbacks)
2015	New Mexico (Special Teams Coord./Running Backs)
2013-14	New Mexico (Running Backs)
2012	Florida International (Running Backs)
2009-11	Florida International (Special Teams Coordinator/RBs)
2007-09	Florida International (Special Teams Coordinator/CBs)
2004-06	Villanova (Running Backs/Special Teams Coordinator)
2001-03	Villanova (Running Backs)
1999-2000	LaSalle (Pa.) University (Defensive Backs/Special Teams)
1999	Wagner College (Graduate Assistant)
1998	LaSalle (Pa.) University (Assistant Defensive Backs Coach)

Postseason Coached (corresponding to the season, not the actual year of the bowl game):

2016	Gildan New Mexico Bowl
2015	Gildan New Mexico Bowl
2011	Beef O'Brady Bowl
2010	Little Caesars Pizza Bowl

APOLLO WRIGHT NOTES

*Both of his 2017 kickers made it to the NFL, with punter Corey Bojorquez, a Ray Guy semifinalist, signing with New England, and Jason Sanders getting drafted by Miami.

*Has seen a kickoff return for a touchdown in each of his five seasons at UNM, running the Lobos' streak to eight straight years with a kickoff return touchdown.

*In 2015 he coached Jhurrell Pressley, who finished his career seventh in UNM rushing history and second in career rushing touchdowns.

*His charges in 2014 were third nationally in rushing yards per carry with 6.4 yards per carry. UNM also led the nation with the most 50 and 60-yard runs.

*Played a significant role in the development of former NFL All-Pro and Philadelphia Eagles running back Brian Westbrook. Westbrook rushed for 1,603 yards and 22 TDs for Villanova in 2001, earning Division I-AA National Player of the Year honors.

*Coached Florida International's Kedrick Rhodes to a school-record 1,149 rushing yards, along with 15 touchdowns, in 2011.

*Served as special teams coach for FIU's T.Y. Hilton, a rookie wide receiver for the Indianapolis Colts in 2012.

*Coached Florida International kicker Jack Griffin, who was a Lou Groza Award (nation's best kicker) semifinalist in 2011.



SCOTT BAUMGARTNER

WIDE RECEIVERS

7TH YEAR AT NEW MEXICO

Pacific, 1989
La Mirada, Calif.



Scott Baumgartner begins his seventh season at The University of New Mexico and his fifth with UNM's wide receivers. He spent the 2016 and 2017 seasons coaching the running backs. Baumgartner coached the wide receivers his first three seasons at UNM.

The 2018 Lobo receivers turned in terrific seasons, with UNM's top four in receptions all wideouts. Delane Hart-Johnson led the team in receptions and earned his way into NFL camps with

his strong season. UNM's receivers in 2018 caught 16 of UNM's 21 touchdown passes

His two seasons coaching the running backs at UNM were highlighted by the 2016 group. They produced two 1,000-yard rushers in Teriyon Gipson (1,269) and Tyrone Owens (1,097). It marked the first time in school history that UNM had ever produced two 1,000-yard rushers in the same season. Overall, UNM rushed for an NCAA-leading 4,550 yards, averaging 350.0 yards per game, which also led the nation.

The Lobos finished in the top 20 in rushing both seasons he was at the helm of the running backs. Last season saw Richard McQuarley tied a long-standing UNM record with five rushing touchdowns in the same game.

In 2016, UNM's 4,550 yards came out to 6.6 yards per carry, which also led the nation. The rushing attack was explosive as well, leading the nation in rushes of 10, 20, 30, 40, 50, 60 and 70 yards or more. In fact, UNM's opening play of the season was an 84-yard touchdown run, the longest opening play in the history of the university, and tying for the fastest touchdown to start a season at UNM.

The 2015 season was a superb one for New Mexico wideouts, coached by Baumgartner. Junior receiver Dameon Gamblin led the team with 35 catches, the most in the Bob Davie era. Of similar note was the record breaking performance of Delane Hart-Johnson, who in his first season with New Mexico set a

season and career record for 80-yard receptions, with catches of 86 against Utah State, 81 against Boise State and 92 against Arizona).

Overall, UNM's receiving corps caught 78 passes, the most by the receiver group since 2011, and they accounted for 83.3 percent of all of UNM's receiving touchdowns in 2015.

For the second year in a row, UNM's receiving corps improved upon the previous season. In 2014, the receiving corps was led by Tyler Duncan, who recorded the longest touchdown catch of the Bob Davie era with a 75-yard haul. He led the team with a pair of touchdown catches, 293 yards, and a 24.4 yards per catch average. Baumgartner's receivers also helped UNM spring an NCAA leading 14 rushes of 50 or more yards.

Perhaps no bigger play showcased UNM's blocking abilities from the wideouts than Jhurell Pressley's 69-yard touchdown run against Wyoming where Tyler Duncan decelerated a potential tackler at the 10-yard line.

Baumgartner did a fantastic job with an entirely new starting unit in 2013. The young Lobo wideouts in 2013 produced 10 more receptions, 317 more receiving yards and four more touchdowns than the unit did in 2012.

Prior to UNM, Baumgartner coached for nine years at the University of Nevada.

Baumgartner spent nine years with the Wolf Pack, seven as the wide receivers coach. In 2012, Baumgartner coached All-Mountain West selection Brandon Wimberly, who had 63 receptions for 788 yards and five touchdowns.

While Baumgartner coached at Nevada, the Wolf Pack had seven finishes in the top 15 nationally in total offense. Nevada has ranked in the top 10 in total offense in each of the past five years, including No. 2 in 2009. The Wolf Pack were No. 8 in 2012.

Baumgartner helped develop Rishard Matthews into a two-time All-Western Athletic Conference selection and an NFL draft pick (2012, Miami Dolphins) from 2010-11. Matthews tallied 1,364 yards as a senior in '11, giving Baumgartner yet another 1,000-yard receiver. Baumgartner also saw another pupil head to the NFL as Tray Session signed (2012) with the Oakland Raiders.

With Matthews earning All-WAC honors in 2010 and 2011, it marked the fourth straight season that one of Baumgartner's pupils earned all-league accolades as Wimberly was a second-team All-WAC pick in 2009. In 2008, Baumgartner mentored a 1,000-yard receiver for the second straight season as Marko Mitchell had 61 catches for 1,141 yards and 10 touchdowns. Mitchell, a 2009 draftee of the Washington Redskins, is now with the Detroit Lions. He was selected first-team All-WAC in 2008. That same year, Baumgartner had three receivers with at least 40 receptions and 500 yards in Mitchell, Mike McCoy and Chris Wellington.

In 2007, Baumgartner developed Mitchell into a 1,000-yard receiver, and the Wolf Pack wideouts caught 17 touchdown passes. Three different players (Mitchell, McCoy and Kyle Sammons) each had at least 30 catches, 600 yards and four touchdowns.

In the previous seasons, Baumgartner helped wide receiver Caleb Spencer earn All-WAC honors and finish among Nevada's career leaders in receptions, yards and touchdowns.

In 2004, his first year in Reno, Baumgartner worked with the quarterbacks -

SCOTT BAUMGARTNER NOTES

*Coached Delane Hart-Johnson, who caught more passes than any Lobo receiver in the last seven seasons, and helped him into a pair of NFL camps with Seattle and Philadelphia.

*In first year with running backs, had two 1,000-yard rushers for the first time in the history of the university.

*Guided a receiver corps unit that helped UNM's pistol option offense break 1,000 yards receiving for the first time since 2011.

*Was integral to the development of the pistol offense under head coach Chris Ault at Nevada.

*Five straight seasons of producing all-conference wide receivers (first- or second-team).

*Nevada pupil Brandon Wimberly earned first-team All-Mountain West honors in 2012.

including Jeff Rowe, who would go on to the NFL. Baumgartner has also been an integral part of the Wolf Pack's special teams over the years. In 2005, punter Justin Bergendahl earned first-team All-WAC honors after ranking in the national top 50 in punting.

Prior to arriving in Reno, Baumgartner, who has more than 20 years of college coaching experience, spent eight years coaching receivers, quarterbacks and special teams at Central Missouri State.

A noted West Coast recruiter, Baumgartner hails from California and has many ties to high school and junior college coaches throughout the Golden State from his time as an assistant coach at West Valley College in Saratoga, Calif., and as a player at Cerritos College in Norwalk, Calif. He coached four years at West Valley College (1992-95), and spent four seasons at his alma mater, Pacific University in Forest Grove, Ore. (1988-91).

SCOTT BAUMGARTNER PROFILE

Birthdate: June 19, 1965

Hometown: La Mirada, Calif.

Playing Experience: Cerritos College -- two-year starter at wide receiver (1985-86); Pacific (Ore.) -- two-time all-conference as a wide receiver (1987-88)

Alma Mater: B.S., Bachelor's, Physical Education and Health - Pacific (Ore.), 1989; Master's, Athletic Administration - Central Missouri State, 2003

Family: Wife, Lori; stepdaughter, McKenzie; stepson, Tyler

Coaching Experience:

2016-18	New Mexico (Running Backs)
2013-15, '19	New Mexico (Wide Receivers)
2005-12	Nevada (Wide Receivers)
2004	Nevada (Quarterbacks)
1996-2003	Central Missouri State (Assistant Coach)
1992-95	West Valley College (Assistant Coach)
1988-1991	Pacific (Ore.) (Assistant Coach)

Postseason Coached (corresponding to the season, not the actual year of the bowl game):

2016	Gildan New Mexico Bowl
2015	Gildan New Mexico Bowl
2012	New Mexico Bowl
2011	Hawai'i Bowl
2010	Kraft Fight Hunger Bowl
2009	Hawai'i Bowl
2008	Humanitarian Bowl
2007	New Mexico Bowl
2006	MPC Computers Bowl
2005	Hawai'i Bowl



DAN CARREL
LINEBACKERS
1ST YEAR AT NEW MEXICO
West Liberty, 2011
Flushing, Ohio



Dan Carrel joined The University of New Mexico football staff in 2019, and enters his first season as linebackers coach at UNM. Prior to the Duke City, Carrel was the linebackers coach at the University of Houston.

Carrel's second season at Houston saw senior outside linebacker Emeke Egbule lead all linebackers in The American with seven passes defended - five pass breakups and two interceptions. Egbule also ranked second in the league and fifth nationally with three fumble recoveries on the year, one returned for a touchdown against ECU. He also coached Khalil Williams to second-team honors from The American.

Carrel was part of a defensive staff helped Houston to a ranking of second in The American in rushing defense (147.9 yards per game), scoring defense (23.8 points per game), pass efficiency defense (121.5) and red zone defense (77.1 percent). Houston also ranked 13th nationally in total defense and fourth in rushing defense in 2016. The team finished second in The American in sacks,

scoring defense and total defense while leading the league in rushing defense.

Carrel also spent the 2014 season as a defensive graduate assistant at Kentucky and the 2013 season as an offensive graduate assistant at Ohio State, assisting the Buckeyes' offensive line. In his lone season in Columbus, Ohio State played in the Big Ten Championship and the 2014 Orange Bowl.

Carrel was a two-year letterman at West Liberty who also spent the 2012 season at his alma mater as a defensive graduate assistant after starting his career as a strength and conditioning intern at South Carolina. Dan and his wife Danielle have a newborn, Rocco.

**DAN CARREL PROFILE****Birthdate:** April 8, 1987**Hometown:** Flushing, Ohio**Playing Experience:** West Liberty 2008-11**Alma Mater:** B.S., Bachelor's, West Liberty, 2011**Family:** Wife, Danielle; son, Rocco**Coaching Experience:**

2017-18	Houston (Outside Linebackers)
2015-16	Houston (Graduate Assistant)
2014	Kentucky (Graduate Assistant)
2013	Ohio State (Graduate Assistant)
2012	West Liberty (Graduate Assistant)

Postseason Coached (corresponding to the season, not the actual year of the bowl game):

2018	Armed Forces Bowl
2017	Hawai'i Bowl
2016	Las Vegas Bowl
2015	Peach Bowl
2014	Orange Bowl



CLAY DAVIE
TIGHT ENDS
8TH YEAR AT NEW MEXICO
Arizona State, 2010
College Station, Texas



Clay Davie enters his eight year with the Lobos, and his fifth as a full-time assistant coach, working with the tight ends. Previously he served for three seasons as an offensive graduate assistant. He came to UNM from a two-year graduate internship at Arizona State.

The Lobo tight ends proved to be a solid force in the Lobo offense, particularly in the passing game in 2018. Marcus Williams and Brayden Dickey teamed up for 19 catches and four touchdowns.

In 2017, despite a whole new crop of tight ends, UNM saw plenty of success

CLAY DAVIE PROFILE**Birthdate:** September 26, 1987**Hometown:** College Station, Texas**Playing Experience:** Arizona State 2007-09**Alma Mater:** B.A., Secondary Education/History - Arizona State '10

M.A., Education (Curriculum and Instruction) - Arizona State '11

M.S., Sports Administration - New Mexico '14

Family: wife; Nora**Coaching Experience:**

2015-present	New Mexico (Tight Ends)
2012-14	New Mexico (Graduate Assistant)
2010-11	Arizona State (Graduate Intern)

Postseason Coached (corresponding to the season, not the actual year of the bowl game):

2016	Gildan New Mexico Bowl
2015	Gildan New Mexico Bowl

there. Zahneer Shuler caught five passes and true freshman Marcus Williams from Rio Rancho emerged as a starter.

The 2016 season saw the successful conversion of former starting quarterback Cole Gautsche into a bruising tight end. Gautsche, along with UNM's other senior tight ends, helped UNM lead the nation in rushing, and also helped UNM finish in the top five nationally in fewest sacks allowed.

The 2015 season saw tight end Reece White have a stellar season under Davie's tutelage, with White finishing third on the team in receptions (14) and yards (273). As always, UNM's tight ends were a key in the Lobos once again finishing in the top-10 nationally in rushing.

While 2015 was his first season as a full-time coach at UNM, Davie wasn't new to the coaching world or UNM.

As an offensive graduate assistant with the program from 2012-14, Davie gained tremendous knowledge of UNM's pistol-option offense. He also handled a variety of duties from scouting, analyzing game and practice film and on-the-field coaching.

Davie was part of the 2011 Arizona State staff that led the Sun Devils to the Las Vegas Bowl. He assisted with the day-to-day operations of the program.

Davie played three years at Arizona State (2007-09) as a long snapper. He earned his Bachelor's degree in Secondary Education/History in 2010 and his Master's from ASU in Education. He also earned a Master's in Sports Admin-

istration from New Mexico while serving as a G.A. from 2012-14 and he is currently pursuing a doctorate in sports administration.

A 2006 graduate from Arizona's Pinnacle High School, Clay was named to the Arizona High School Football Coaches Association All-State team as a center.

He is the son of Lobo football coach Bob Davie and his wife Joanne. Clay is married to the former Nora Hickey, who is an instructor at the UNM Honors and University College.

CLAY DAVIE NOTES

*Tight ends group were key for 2016 team leading the nation in rushing.

*Has had tremendous success with local student-athletes as tight ends, including Reece White, Cole Gautsche, Marcus Williams (Rio Rancho) and Michael Walsh (Albuquerque).



STAN EGGEN
DEFENSIVE LINE
5TH YEAR AT NEW MEXICO
Moorhead State, 1977
Dilworth, Minn.



STAN EGGEN NOTES

*Was UNM's defensive line coach the last two times UNM has won a division title. In 2016 when the team won the Mountain West's Mountain Division and in 1997 when the Lobos won a division title, advanced to the WAC Championship game and made it to the Insight.com Bowl.

*Coached Von Miller at Texas A&M. Miller was named the Most Valuable Player of Super Bowl 50.

*Has coached in 12 bowl games.

Stan Eggen begins his fifth season with The University of New Mexico as the defensive line coach. Eggen is in his fourth season in his second stint with UNM, having coached the defensive line in 1997.


In 2018, Aaron Blackwell earned All-Mountain West honors as defensive tackle after registering 29 tackles and 4.0 TFLs on the season. UNM also saw defensive lineman Adebayo Soremekun lead the team with three fumble recoveries, including a 44-yard touchdown return.

Eggen in 2017 coached All-MW selection Garrett Hughes, who went on to be signed by the Buffalo Bills. Hughes was second on the team in sacks in 2017 and recorded a forced fumble and 15 solos. The 2017 line was a key part of UNM allowing under 400 yards per game for the second straight year, the first time UNM turned that trick in nine years.

In his first season back with the Lobos, UNM had a pair of Second Team

All-Conference picks in defensive linemen Nik D'Avanzo and Garrett Hughes. UNM recorded 27 sacks on the season, with D'Avanzo and Hughes teaming up for 11.5 sacks for 78 yards.

While with the Iowa State Cyclones, Eggen's defensive line picked up several accolades in 2015, including Demond Tucker, who was the Big XII Defensive Newcomer of the Year. Tucker was second on the club with 6.0 sacks and with 13.5 TFLs.



He also coached Dale Pierson to second team All-Big XII honors (8.5 sacks, 12.5 TFLs) and Demond Tucker to honorable mention honors.

Eggen has coached several players that have gone on to the NFL, most recently Michael Bennett (Seattle), Von Miller (Denver), Red Bryant (Seattle), IK Enemkpali (Buffalo) and Justin Ellis (Oakland). Miller was named the Most Valuable Player of Super Bowl 50 in 2016.

Eggen developed a reputation as one of the top recruiters in the country, earning the title of recruiting coordinator title at Louisiana Tech for his final four seasons. He's been named as one of the top 20 recruiters in the country multiple times by Rivals.com and was named as one of the top 10 recruiters in the country by Scout.com.

Eggen has had a 36-year career in coaching at the collegiate level, including a previous stop at The University of New Mexico. Eggen coached the defensive line for the Lobos in the 1997 season under Dennis Franchione. That season ended with UNM's first Bowl appearance in 36 years as UNM faced off with Arizona in the Insight.com Bowl. Eggen was a mainstay of Franchione's staffs from New Mexico through TCU, Alabama and Texas A&M, an association that lasted 11 seasons.

Eggen and the Lobos participated in the 1997 Insight.com Bowl. His post-season resume speaks for itself. He has been a part of 12 bowl games. Two of his defensive linemen from the 2007 A&M squad - Red Bryant and Chris Harrington - were selected in the 2008 NFL Draft.

Over his last three coaching stops, Eggen has coached more than a dozen defensive linemen who were selected in the NFL Draft and a total of 20 who signed NFL contracts. He has mentored the likes of the Tennessee Titans' Antwan Odom, Green Bay Packers' Johnny Jolly and Buffalo Bills' Aaron Schobel.

Eggen began his coaching career at the University of North Dakota in 1979-80 after playing free safety at Moorhead State in Minnesota, where he was a three-year starter for the Dragons. He graduated from Moorhead State in 1977 with a bachelor's in education, and he graduated with his master's in education from North Dakota in 1981.

STAN EGGEN PROFILE

Born: February 23, 1953

Hometown: Dilworth, Minn.

Alma Mater: Moorhead State, 1977, B.S., Education; North Dakota, 1981, M.S., Education

Playing Experience: Moorhead State, 1972-76

Family: Wife, Tina; daughters, Sloane, Paige and Shelby

Coaching Experience:

2016-present	New Mexico (Defensive Line)
2014-15	Iowa State (Defensive Line)
2009-13	Louisiana Tech (Defensive Line/Recruiting Coordinator)
2008	Louisiana Tech (Defensive Line)
2003-07	Texas A&M (Defensive Line)
2001-02	Alabama (Defensive Line)
1998-00	TCU (Defensive Line)
1997	New Mexico (Defensive Line)
1994-96	UNLV (Defensive Coordinator/Inside Linebackers)
1993	Nevada (Inside Linebackers)
1991-92	UNLV (Defensive Ends/Linebackers)
1986-90	Utah State (Recruiting Coordinator/Inside Linebackers)
1984-85	Drake (Outside Linebackers)
1982-83	Memphis (Inside Linebackers)
1981	Southeast Missouri State (Linebackers)
1979-80	North Dakota (Defensive Backs Coach)

Postseason Coached (corresponding to the season, not the actual year of the bowl game):

2016	Gildan New Mexico Bowl
2011	Poinsettia Bowl
2008	Independence Bowl
2007	Alamo Bowl
2006	Holiday Bowl
2005	Cotton Bowl
2001	Independence Bowl
2000	Mobile Bowl
1999	Mobile Bowl
1998	Sun Bowl
1997	Insight.com Bowl
1994	Las Vegas Bowl



DILLON SANDERS LINEBACKERS 1ST YEAR AT NEW MEXICO Northern Colorado, 2010 Lafayette, Colo.



Dillon Sanders joined the Lobo coaching staff in June of 2019, and he serves as a linebackers coach. Sanders has spent the past three seasons with the Kentucky Wildcats of the SEC as a football quality control assistant and defensive graduate assistant working with Kentucky's linebackers.

While with Kentucky, the Wildcats steadily improved on the defensive side of the ball, nearly halving its points allowed per game, down to 16.8 in 2018.

With Kentucky he was able to work with Josh Allen, who won the 2018 Chuck Bednarik Award as the nation's top defensive player. He was eventually selected as the No. 7 overall draft choice in the 2019 NFL Draft by the Jacksonville Jaguars.

Sanders is very familiar with the Mountain West, having spent three seasons as a defensive graduate assistant working with Utah State's outside



linebackers from 2013-15. While with the Aggies, he worked alongside linebackers coach and defensive coordinator Kevin Clune, and Utah State in his final season ranked 17th nationally in total defense and 12th nationally in passing defense. He also worked with Kyle Fackrell, who was a third round draft choice of the Green Bay Packers.

Utah State also ranked 12th nationally in scoring defense in 2014, and seventh nationally in scoring defense in 2013.

Along with his collegiate background, Sanders spent five seasons with the Colorado Ice of the Indoor

Football League, and he served as an undergraduate assistant at his alma mater, Northern Colorado. He has a B.S. in business administration and finance from Northern Colorado (2010) and an M.Ed. in physical and sport education from Utah State (2015).

Dillon and his wife Becca were married in 2018.

DILLON SANDERS PROFILE

Burthdate: June 24, 1988

Hometown: Lafayette, Colo.

Playing Experience: Black Hills State, 2006-07; Colorado School of Mines 2008-09

Alma Mater: Northern Colorado, 2010, B.S. business administration & finance; Utah State, 2015, M.Ed. physical education and sport education

Family: Wife, Becca

Coaching Experience:

2016-18 Kentucky (Quality Control/Graduate Assistant)

2013-15 Utah State (Graduate Assistant)

2008-12 Colorado Ice, IFL (Offensive Coordinator)

2009-10 Northern Colorado (Undergraduate Assistant)

Postseason Coached (corresponding to the season, not the actual year of the bowl game):

2018 Citrus Bowl

2017 Music City Bowl

2016 TaxSlayer Bowl

2015 Famous Idaho Potato Bowl

2014 Gildan New Mexico Bowl

2013 Poinsettia Bowl



SCOTT HOLSOPPLE DIR. OF ATH. PERFORMANCE 1ST YEAR AT NEW MEXICO Penn State, 2000 Happy Valley, Pa.

Scott Holsopple, who has had stops at Georgia State, Kansas, Florida, Kentucky, Marquette, Penn State and Notre Dame in a 19-year career that has been spent all in Division I, was named the Director of Athletic Performance for The University of New Mexico in January of 2019. He will serve as the head strength coach for the Lobo Football team.

This is not the first time Holsopple will have worked with Bob Davie as in the year 2000 Holsopple served as an intern at Notre Dame under Mickey Marotti, one of the most respected strength coaches in the country.

Prior to UNM, he spent the past four seasons with Georgia State as the head strength coach, two of which saw the Panthers play in the AutoNation Cure Bowl. Previously, Holsopple served as the director of football strength and conditioning at Kansas under Charlie Weis.


Holsopple spent the 2007-2011 seasons with the Florida Gators as the top assistant with the Gators under Marotti, who is now with Ohio State. While with the Gators, Holsopple was a part of the 2008 BCS National Champions and back-to-back 13-1 teams.

Holsopple also has experience with some of the best men's basketball teams in the nation, including one year with Kentucky and six years with Marquette, the final five as head strength and conditioning coach. With Marquette he worked with Dwyane Wade as Marquette made it to the 2003 Final Four.

His first collegiate job was as a strength and conditioning assistant at Penn

State, his alma mater, where he helped develop and implement a comprehensive, year-round strength, conditioning and agility program for the school's 28 athletic teams. He began his career in the field as an intern at Notre Dame under Marotti as a part of Bob Davie's staff. He also served the strength and conditioning coordinator at Ken Chertow's Olympian Wrestling Camp.

A native of Happy Valley, Pa., Holsopple earned his bachelor's degree in Kinesiology from Penn State in 2000. He earned All-America recognition as a boxer at Penn State.





Bob Waller enters his seventh season with the University of New Mexico as the Head Athletic Trainer, overseeing the entire athletic training department at UNM. He is the lead athletic trainer for the football program.

He knows UNM well, as this is his second tour of duty with the program, having served as the associate athletic trainer from 2003-09 under former boss Dave Binder, whom he replaced in 2013.

Waller came to UNM from fellow Mountain West rival Wyoming, where he was the athletic trainer for the Cowboy Football team, and also oversaw the athletic training unit. Waller served in that capacity from 2009-13.

In addition to serving as the associate athletic trainer at New Mexico from 2003 to 2009, Waller spent four summers, from 2002-2005, working in NFL Europe. He was an assistant athletic trainer for the Rhein Fire of NFL Europe in 2002. During the summer of 2003, he was hired as the head trainer for the Barcelona Dragons. In the summer of 2004, Waller was head athletic trainer for the Scottish Claymores, and in his final year in NFL Europe he was the head trainer for the Hamburg Sea Devils.

He has served internships with ESPN's X-Games and with the Arizona Cardinals of the NFL. Waller also has worked with the Justin Sports Medicine Team at rodeo events since 1999.

Waller holds a certification from the National Academy of Sports Medicine as a corrective exercise specialist. He has been certified by the National Athletic Trainers Board of Certification, and has completed his American Heart Association Basic Life Support Certification.

Waller was an accredited clinical instructor at the University of New Mexico, teaching among other things therapeutic modality, therapeutic rehabilitation exercises and athletic training mock/muscle testing.

A former college baseball player at California State University Chico, Waller earned his bachelor's degree in exercise physiology from Chico State in 1995. He then completed a second bachelor's degree in athletic training from New Mexico in 2001, and received his master's degree in sports administration from UNM in 2004.

After graduating from Chico State in 1995 and prior to pursuing his studies at New Mexico, Waller worked at the Kerlan-Jobe Orthopaedic clinic in Los Angeles as a research assistant from 1995-98.

Waller and his wife Addie have three children -- a daughter Harlee, and twins Ashtyn and Trace.





CHRIS SCHIEDER
EQUIPMENT MANAGER
8TH YEAR AT NEW MEXICO
Cincinnati, 1995
Ft. Lauderdale, Fla.

Chris Schieder is in his eighth year with the University of New Mexico as the Equipment Manager for the football team, handling all the needs for UNM's 100+ football players and UNM's staff.

Schieder began his professional career as the equipment manager at Wofford College in 1997, before moving on to East Carolina for six years (1999-04). He also spent time at Duke University (2005-08) and ULM (2009-12) prior to joining the Lobos.

He graduated from Cincinnati in 1995 with a bachelor's degree in criminal justice. Following the completion of his undergraduate degree, he went to Johnson City, Tenn., for two seasons as a graduate assistant at East Tennessee State.



coaching, game preparation, film work, and statistical analysis.

He came to UNM after a season as a defensive line graduate assistant with Kent State. Originally from Fort Wayne, Indiana, Svarczkopf graduated from Indiana University. Svarczkopf joined the Kent State staff after serving one season as a quality control coach at Indiana, where he assisted with cornerbacks and safeties. Prior to Indiana, Svarczkopf coached outside linebackers and defensive backs at Trine University in 2014 and defensive tackles in 2013.

Svarczkopf began coaching at the University of St. Francis where he worked with defensive ends and was part of a Co-Mid States Football Association Championship. Greg played linebacker at Indiana from 2008-2011, earning a varsity letter in 2011. Immediately following his senior season, he worked with the linebackers as a student coach at Indiana in the spring of 2012.



JOHN MCWILLIAMS
ATHLETIC PERFORMANCE G.A.
4TH YEAR AT NEW MEXICO
Valdosta State, 2015
Norcross, Ga.

John McWilliams enters his fourth season with the New Mexico Lobos and his third as an Assistant Athletic Performance Coach after spending one season as a G.A. with the program.


Working alongside Coach Scott Holsopple, John will help in all facets of the strength and conditioning program. He will be directly responsible for implementing a strength program for the injured athletes on the Lobo football team. His other responsibilities include directing and facilitating strength training sessions, teaching safe and proper technique, and assisting in the nutrition program.

John came to New Mexico from The University of Alabama, where he was an intern and a graduate student. As an intern, John directed the strength and conditioning program for men's cheerleading. He also facilitated training sessions for all of Alabama's track and field teams, women's rowing and softball. A great deal of his experience came from working directly with the Alabama running backs as football spotter.

John brings a great deal of athletic experience to New Mexico. In 2015, he qualified for the American Open for Olympic weightlifting. Prior to competing as a weightlifter, John played football and rugby for his alma mater, Valdosta State University.

During his time at The University of Alabama, under Coach Scott Cochran, Coach Michelle Diltz, and Coach Terry Jones, John was nominated and received the CSCCa Lance Vermeil Award. He is certified through the NSCA, CSCCa, and USAW.


John lives in Albuquerque, New Mexico with his wife, Deshia. He received his master's in Human Performance. They recently had their first child, John III.



GREG SVARCZKOPF
DIR. OF RECRUITING
3RD YEAR AT NEW MEXICO
Indiana, 2012
Ft. Wayne, Ind.

Greg Svarczkopf enters his third season with the Lobos, after two previous years serving as a graduate assistant. Greg serves as the Director of Recruiting in which he is responsible for coordinating and executing all facets within the UNM Football Recruiting Department.

Svarczkopf will also work with compliance regarding initial eligibility and admissions with incoming recruits. He also handles many aspects of UNM's social media. In 2018 as a G.A. he switched to working with the offensive line after spending the 2017 as the defensive graduate assistant working with the linebackers. With the offense, Svarczkopf handled on-the-field





JOHN LINTNER
VIDEO COORDINATOR
1ST YEAR AT NEW MEXICO
Miami (OH), 2013
Glen Ellyn, Ill.



John Lintner joined The University of New Mexico in February of 2019 and is in his first season with the program. Lintner handles the entire video coordination program for the Lobo football program and coaching staff.

Lintner oversees a staff that culls practice footage from multiple angles and quickly prepares that for UNM's coaching staff. Lintner also oversees the breakdown of all game footage, including the complex coding and breakouts that allow the staff to easily digest the footage. The complex system can

break film down by down, distance, formation, type of play and player number. It allows for Lintner to quickly and efficiently transfer information to the coaching staff after practices and games.

Lintner came to UNM after spending a year with the Next College Student-Athlete as recruiting coordinator. Lintner has spent time in the video offices for Oregon as assistant video coordinator, Pittsburgh as director of video services for football, as well as Michigan State. He graduated with a degree in

GRAY CURTIS
OFFENSIVE G.A.
1ST YEAR AT NEW MEXICO
Southern Miss, 2018
Spanish Fort, Ala.

Gray Curtis enters his first season as an offensive graduate assistant with the Lobos after a spending the 2018 season with the University of West Georgia.

With the offense, Curtis works with UNM's offensive line, handling practice planning, film breakdown and on-the-field coaching. Curtis also helps with statistical analysis and film preparation.

Curtis earned his bachelors degree from Southern Miss. He is a native of Spanish Fort, Ala., and prepped at Spanish Fort High, one of America's most successful and premier high school football program.



JACOB GIRGLE
OFFENSIVE G.A.
2ND YEAR AT NEW MEXICO
New Mexico, 2018
Rancho Cucamonga, Calif.

Jacob Girgle enters his second season as an offensive graduate assistant with the Lobos after a three-year career on the defensive side of the ball as a safety.

With the offense, Girgle works with UNM's receiving corps, handling practice planning, film breakdown and on-the-field coaching. Girgle also helps with statistical analysis and film preparation.

Girgle lettered in 2016 and 2017 for the Lobos after redshirting in 2015. Over his two seasons on the field, Girgle recorded 87 tackles, 2.0 for loss, six pass breakups and two interceptions.




JAKE ROTHSCILLER
DEFENSIVE G.A.
2ND YEAR AT NEW MEXICO
New Mexico, 2018
West Lake Village, Calif.

Jake Rothschiller enters his second season as a defensive graduate assistant with the Lobos after a four-year career as a safety.

With the defense, Rothschiller works with UNM's safeties, handling practice planning, film breakdown and on-the-field coaching. Rothschiller also helps with statistical analysis and film preparation.

Rothschiller redshirted in 2014 and then lettered in 2015 through 2017, earning a scholarship after starting as a walk-on, eventually serving as a team captain in 2017. Over his three seasons on the field, Rothschiller recorded 131 tackles, 11.0 for loss, 2.0 sacks, two interceptions, three pass breakups, three fumble recoveries and two forced fumbles. He also scored a 91-yard touchdown on an interception return, earning Mountain West Defensive Player of the Week honors.



JOE MONTAG
DEFENSIVE G.A.
1ST YEAR AT NEW MEXICO
Bridgewater, 2014
Elkridge, Md.

Jacob Girgle enters his first season as a defensive graduate assistant.

With the defense, Montag works with UNM's defensive line, handling practice planning, film breakdown and on-the-field coaching. Montag also helps with statistical analysis and film preparation.

Montag was a defensive graduate assistant for Houston in 2018. Prior to that, he spent two years with Purdue as a defensive G.A. and two seasons with The University of Miami working with linebackers. He started his coaching career as a student at Bridgewater after a career-ending injury as a player.



JACOB GRANT
ASST. FB OPS & RECRUITING
1ST YEAR AT NEW MEXICO
Arizona State, 2019
Ft. Worth, Texas

Jacob Grant enters his first season as assistant for football operations and recruiting.

Grant as assistant operations director works very closely with assistant A.D. for football Brian DeSpain on many of the logistics associated with Lobo football including daily schedules, meetings and gameday setup. As assistant recruiting director, he works very closely with director of recruiting Greg Scvarzkopf, scheduling all facets of recruiting weekends and working on travel arrangements for UNM's coaching staff.

Grant graduated from Arizona State, where he spent two seasons as a student assistant with football operations at Arizona State.

Meet the Coaching Staff

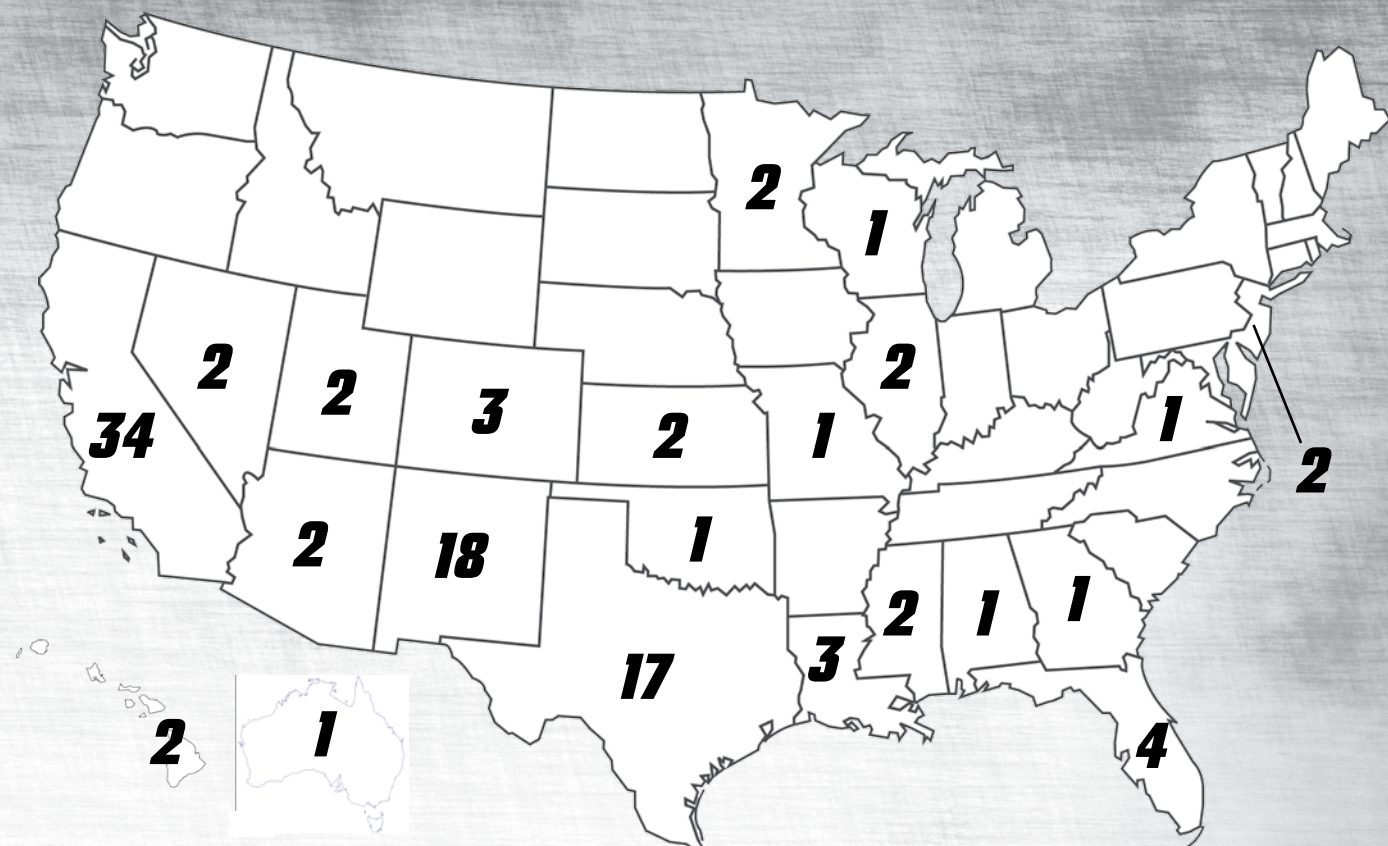


2019 UNIVERSITY OF NEW MEXICO FOOTBALL ROSTER

No.	Name	Pos.	Ht.	Wt.	Cl-Exp.	Hometown (Last School)	Pronunciation
2	Lawrence "L.O." Johnson	RB	5-11	205	Fr-RS	Waunakee, Wisc. (Waunakee HS)	
2	A.J. Greeley	S	5-9	215	Jr-RS	Fresno, Calif. (College of the Sequoias/Fresno City College/Edison HS)	
3	Elijah Lilly	WR	6-0	159	Sr-3L	San Bernardino, Calif. (Cajon HS)	
3	Patrick Peek	S	5-11	205	Sr-1VL	Ft. Worth, Texas (Trinity Valley JC/Aledo HS)	
4	Sheriron Jones	QB	6-3	200	Sr-1VL	Moreno Valley, Calif. (Mt. San Jacinto JC/Tennessee/Rancho Verde HS)	sher ON
4	Shaddrick Lowery	DB	5-9	191	So-JC	Dania Beach, Fla. (College of the Canyons/American Heritage HS)	
5	Daevon Vigilant	RB	5-9	190	So-1VL-2RS	Compton, Calif. (Downey HS)	DAY von
5	James Lewis	LB	6-0	222	Jr-JC	Tulsa, Okla. (Coffeyville JC/Oklahoma State/Tulsa Memorial HS)	
6	Bryson Carroll	RB	5-6	185	So-SQ-RS	San Antonio, Texas (Roosevelt HS)	
6	De'John Rogers	CB	5-10	177	Sr-1VL	Paramus, N.J. (Monroe College/Paramus Catholic HS)	DAY zhahn
7	Anselem Umeh	WR	5-11	176	Jr-2L-RS	Bellflower, Calif. (St. John Bosco HS)	AN suh lem OO may
7	Blair Manly	CB	6-1	208	Sr-3L-RS	Albuquerque, N.M. (Cibola HS)	
8	Tevaka Salanoa-Tuioti	QB	6-2	210	So-1L-2RS	Long Beach, Calif. (La Mirada HS)	teh VAH KAH sal ah NO ah TOO ee OH tea
8	Donte Martin	CB	5-10	180	Fr-RS	Oxnard, Calif. (Rio Mesa HS)	
9	Jordan Kress	WR	6-0	197	Jr-JC	Loveland, Colo. (Butte JC/Mountain View HS)	
9	Jerrick Reed II	DB	5-10	193	So-JC	Olive Branch, Miss. (NW Mississippi CC/Olive Branch HS)	
10	Trae Hall	QB	6-2	195	Fr-RS	Henderson, Texas (Henderson HS)	
10	Eric Cuffee, Jr.	DB	6-0	190	Jr-JC	Waco, Texas/Trinity Valley CC/Texas/Waco HS)	
11	Cedric Patterson III	WR	5-11	168	Fr-RS	Crosby, Texas (Crosby HS)	
11	Kameron Miller	S	6-2	204	Jr-2L-RS	Las Cruces, N.M. (Las Cruces HS)	
12	Brandt Hughes	QB	6-2	226	Jr-JC	Chico, Calif. (Butte JC/Pleasant Valley HS)	
12	Antonio Hunt	DB	5-10	164	Jr-JC	Lancaster, Calif. (College of the Canyons/Paraclete HS)	
13	Aaron Molina	WR	6-3	200	Sr-1L-RS	Albuquerque, N.M. (College of the Canyons/Valley HS)	
13	Nico Bolden	S	6-3	210	So-1VL-RS	St. Paul, Minn. (Woodbury HS)	
14	Tye Moore	WR	5-8	165	Fr-HS	Las Vegas, Nev. (Desert Pines HS)	
14	Michael LoVett III	DB	6-1	180	Jr-JC	Long Beach, Calif. (Garden City CC/Cabrillo HS)	sounds just like "Love It"
15	Q' Drennan	WR	6-2	194	Sr-2L-2RS	El Paso, Texas (Americas HS)	QUE
15	Letayveon Beaton	S	5-9	200	Jr-JC	St. Petersburg, Fla. (Hutchinson CC/Boca Ciega HS)	le TAY VEE on
16	Connor Genal	QB	6-5	220	Fr-HS	Santa Fe Springs, Calif. (St. Paul HS)	jen AL
17	Emmanuel Logan-Greene	WR	5-8	160	Jr-JC	Ft. Lauderdale, Fla./Iowa Central CC/UCF/American Heritage HS	
17	Ben Bertram	DL	6-2	250	Fr-RS	Albuquerque, N.M. (Sandia HS/Fork Union Military Academy)	
18	Jonah Leyva	WR	6-1	195	So-1SQ-RS	Carlsbad, N.M. (Carlsbad HS)	
18	Dylan Horton	OLB	6-5	235	Fr-1VL	Frisco, Texas (Frisco HS)	
19	Thomas Vieira	WR	5-10	182	Jr-2L-1SQ-RS	Albuquerque, N.M. (La Cueva HS)	vee YEAH ra
19	Devin Sanders	LB	6-2	240	So-JC	San Diego, Calif. (San Diego Mesa CC/Mira Mesa HS)	
20	Reece Wilkinson	WR	5-8	180	Fr-RS	Albuquerque, N.M. (La Cueva HS)	
20	Jacobi Hearn	LB	6-0	230	Jr-JC	Jackson, Miss. (Mississippi Gulf Coast CC/Clinton HS)	
21	Chad Alexander	RB	5-6	164	Fr-HS	New Orleans, La. (Landry-Walker HS)	
21	Brandon Burton	S	6-0	200	Jr-TR-RS	Los Angeles, Calif. (Junipero Serra HS)	
23	Jay Griffin IV	WR	5-10	159	Jr-2L-RS	Huntsville, Texas (Huntsville HS)	
23	Reco Hannah	LB	6-2	222	Jr-JC	Wedowee, Ala. (Highland CC/Randolph County HS)	
24	Kentrail Moran	RB	5-9	203	Jr-1L-1SQ-RS	O'Fallon, Ill. (O'Fallon HS)	ken TRAIL
24	Corey Hightower	S	5-11	176	Jr-2L-RS	Huntsville, Texas (Huntsville HS)	
25	Marquae Kirkendoll	DB	6-0	171	Fr-HS	Chicago, Ill. (Simeon HS)	mar KAY
26	Nic Wilson	CB	5-10	182	Fr-RS	San Bernardino, Calif. (Cajon HS)	
27	Nick Foster	WR	6-0	180	So-JC	Orinda, Calif. (Santa Barbara CC/Miramonte HS)	
28	Ahmari Davis	RB	5-10	210	Sr-1VL	Oakland, Calif. (Laney College/James Logan HS)	aah MARR ee
28	Tony Collier	CB	5-11	170	Jr-JC	Little Rock, Ark. (College of the Canyons/North Little Rock HS)	
30	Alexander "Moana" Vainikolo	LB	6-0	246	Sr-1VL	Kinei, Haw. (Mt. San Antonio JC/Maui HS)	VAIN ih KO lo
32	Micah Gray	RB	5-11	191	So-1VL-RS	Clovis, N.M. (Clovis HS)	
32	Ryan Romero	DB	6-2	185	Fr-HS	Rancho Santa Margarita, Calif. (Tesoro HS)	
33	Javohn Jones	RB	5-11	200	Sr-3L-RS	Albuquerque, N.M. (La Cueva HS)	jah VON
33	Alex Hart	LB	6-3	235	Sr-3L-RS	Prior Lake, Minn. (Prior Lake HS)	
34	Bobby Cole	RB	5-9	199	So-1SQ-RS	Chatsworth, Calif. (Sierra Canyon HS)	
34	Jared EnRico	LS	6-1	195	Jr-2L	La Mirada, Calif. (La Mirada HS)	on REE coh
35	Dequez Irving	LB	5-10	227	Jr-RS	Wichita, Kan. (Wichita East HS)	de KWEZ
36	Xavier Vigil	LB	5-11	231	So-1SQ-RS	Santa Fe, N.M. (St. Michael's HS)	ZAY vee yer VEE hill
38	Matthew French	LB	6-1	224	Jr-2SQ-RS	Crestview, Fla. (Crestview HS)	
39	Johnny Hernandez	S	5-10	187	Sr-1VL-RS	Temecula, Calif. (Saddleback JC/Great Oak HS)	
45	Josh Woisin	LB	5-10	215	Fr-1SQ-RS	Albuquerque, N.M. (La Cueva HS)	rhymes with "Poisin"
46	Brandon Shook	LB	6-2	231	Jr-1VL-RS	Simi Valley, Calif. (Westlake HS/College of the Canyons)	
47	Dylan Kelly-Romero	K	5-10	192	So-1SQ-RS	Los Lunas, N.M. (Los Lunas HS)	
48	Aiden Kneller	LS	6-1	206	Fr-HS	Englewood, Colo. (Cherry Creek HS)	
50	Teton Saltes	OL	6-6	284	Jr-2L-RS	Albuquerque, N.M. (Valley HS)	TEE taan SALT ess

No.	Name	Pos.	Ht.	Wt.	Cl-Exp.	Hometown (Last School)	Pronunciation
51	Tayo Regenold	OL	6-3	285	Fr-HS	Santa Fe, N.M. (St. Michael's HS)	pronounced just like the name "Reginald"
52	Aaron Blackwell	DL	6-3	288	Sr-2L	Peoria, Ariz. (Mesa CC/Liberty HS)	
53	Emmanuel Malek	DL	6-2	230	Fr-HS	Arlington, Texas (Sam Houston HS)	MAH lek
54	Langston Murray	DL	6-2	310	So-1VL-RS	Logansport, La. (Logansport HS)	
55	Radson Jang	OL	6-1	270	So-1SQ-RS	Honolulu, Hi. (Army Prep/Kamehameha HS)	
55	Elmer Pauni	DL	6-3	285	Jr-JC	West Valley, Utah (Mt. San Antonio College/Granger HS)	POW knee
56	Austin Cook	OL	6-5	300	Jr-1VL	Fort Scott, Kan. (Butler Community College/Fort Scott HS)	
60	Colston Chacon	OL	6-4	290	Fr-RS	La Habra, Calif. (Corona Del Mar HS)	sha CONE
64	Kyle Stapley	OL	6-3	307	Jr-1VL	Morgan, Utah (Snow College/Morgan HS)	STAPE lee
65	Justice Spates	OL	6-5	280	So-JC	Pacioma, Calif. (College of the Canyons/Chaminade HS)	rhymes with "hates"
66	Jacob Jankoviak	OL	6-2	285	Jr-JC	Corona, Calif. (Fullerton JC/Centennial HS)	jan KO VEE yak
67	Hayden Wilson	OL	6-5	295	So-1SQ-RS	Rio Rancho, N.M. (Cleveland HS)	
70	Brad Murphy	OL	6-3	295	So-RS	Morgan Hill, Calif. (CC of San Francisco/Valley Christian HS)	
71	David Zavala	OL	6-2	305	Sr-1SQ-JC	Lakewood, Calif. (Cerritos College/Nevada/Lakewood HS)	zah VAH lah
73	Cade Briggs	OL	6-3	275	Fr-HS	Las Vegas, Nev. (Bishop Gorman HS)	
74	Daniel Hammons	OL	6-4	290	So-TR	Joshua, Texas (West Texas A&M/Godley HS)	
76	Jarred Sylvester	OL	6-5	309	Sr-1VL	Clayton, N.J. (Dodge City CC/Clayton HS)	
78	Javon Mosley	OL	6-7	317	Sr-1VL	Fort Worth, Texas (Kilgore JC)	
78	Louis Harden	DL	6-1	290	Fr-RS	San Juan Capistrano, Calif. (San Clemente HS)	
79	Chris Estrella	OL	6-4	294	Sr-2L	San Jacinto, Calif. (Mt. San Jacinto JC/San Jacinto HS)	eh STRAY ah
80	Anu Somoye	WR	6-2	195	Sr-3L-RS	Houston, Texas (Alief Taylor HS)	ah NEW sa MOY yea
82	Jeffrey Jones, Jr.	TE	6-5	236	Sr-1VL	St. Louis, Mo. (Bakersfield College/Eastern Illinois/O'Fallon Township)	
84	Erik Beilman	TE	6-4	255	Sr-3L-RS	San Antonio, Texas (Brandeis HS)	BEEL man
84	Trent Sellers	DL	6-3	271	Sr-1SQ-JC	Fayetteville, Ga. (Coffeyville CC/Georgia Tech/Sandy Creek HS)	
85	Kyle Hester	TE	6-4	230	Fr-HS	Gilbert, Ariz. (Highland HS)	
86	Kyle Jarvis	TE	6-4	250	So-JC	Antioch, Calif. (Contra Costa College/Antioch HS)	
87	Andrew Erickson	WR	6-2	185	Fr-RS	Albuquerque, N.M. (Manzano HS)	
88	Marcus Williams	TE	6-3	215	Jr-2L	Rio Rancho, N.M. (Cleveland HS)	
89	Beau Hott	LS/TE	6-4	230	Sr-3L-RS	Plano, Texas (Plano HS)	
90	Erin Austin	DL	6-2	269	Sr-1VL	Vallejo, Calif. (Laney College/Heritage HS)	
91	John Mitchell	P	6-1	194	So-1SQ-RS	Great Falls, Va. (Our Lady of Good Counsel HS)	
92	Omar Darame	DL	6-3	243	Fr-HS	Arlington, Texas (Sam Houston HS)	dah RAH may
93	Nahje Flowers	DL	6-3	278	Jr-2L-RS	Los Angeles, California (Dorsey HS)	NAH g
94	Andrew Shelley	K	6-1	183	So-1VL-RS	Albuquerque, N.M. (Eldorado HS)	
94	Harshan Sachdeva	DL	6-4	245	Fr-HS	Bakersfield, Calif. (Stockdale HS)	HAR shawn sack DEE vah
95	Adebayo Soremekun	DL	6-2	298	Sr-1VL	Los Angeles, Calif. (Long Beach City College/Dorsey HS)	add ah BUY yo sore IM ih kin
96	Tyson Dyer	P	6-2	198	Jr-1VL	Queensland, Australia (Palomar College/Palm Beach Currumbin State HS)	
97	Justin Harris	DL	6-6	251	Jr-JC	Lutcher, La. (Hutchinson CC/Baylor/East Ascension HS)	
98	Joey Noble	DL	6-3	253	Jr-JC	Lakewood, Calif. (Fullerton JC/Los Alamitos HS)	
99	Donovan Murphree	K	6-2	175	Fr-RS	Ft. Collins, Colo. (Fossil Ridge HS)	
99	Ben Gansallo	DL	6-2	291	Jr-JC	Missouri City, Texas (Blinn JC/Dulles HS)	

Coaching Staff**Head Coach:** Bob Davie (Youngstown State, 1976)**Offensive Coordinator/QBs:** Joe Dailey (North Carolina, 2007)**Defensive Coordinator/Safeties:** Jordan Peterson (Texas A&M, 2009)**Offensive Run Game Coordinator/OL:** Saga Tuitele (Portland State, 2002)**Special Teams Coordinator/CBs:** Perry Eliano (Stephen F. Austin, 2000)**Wide Receivers:** Scott Baumgartner (Pacific, 1989)**Linebackers:** Dan Carrel (West Liberty, 2011)**Tight Ends:** Clay Davie (Arizona State, 2007)**Defensive Line:** Stan Eggen (Moorhead State, 1977)**Linebackers:** Dillon Sanders (Northern Colorado, 2010)**Running Backs:** Apollo Wright (Cheyney [PA], 1998)**Graduate Assistants:** (Offense) Jacob Gircle (Defense) Jake Rothschilder, Joe Montag**Assistant Athletic Director for Football:** Brian DeSpain**Director of Recruiting:** Greg Svarczkopf**Asst. Operations and Recruiting:** Jacob Grant**Director of Athletic Performance:** Scott Holsopple**Asst. Director of Athletic Performance:** John McWilliams**Video Coordinator:** John Lintner**Head Equipment Manager:** Chris Schieder**Assistant Athletic Director for Communications (Football):** Frank Mercogliano

**Alabama (1)**

Reco Hannah Wedowee

Arizona (2)Kyle Hester Gilbert
Aaron Blackwell Peoria**Arkansas (1)**

Tony Collier Little Rock

California (34)Kyle Jarvis Antioch
Harshan Sachdeva Bakersfield
Anselem Umeh Bellflower
Jacob Jankoviak Corona
Bobby Cole Chatsworth
Daevon Vigilant Compton
Brandt Hughes Chico
A.J. Greeley Fresno
Colston Chacon La Habra
Jared EnRico La Mirada
Tevaka Tuioti La Mirada
Joey Noble Lakewood
David Zavala Lakewood
Antonio Hunt Lancaster
Michael Lovett III Long Beach
Brandon Burton Los Angeles
Nahje Flowers Los Angeles
Adebayo Soremekun Los Angeles
Sheriron Jones Moreno Valley
Brad Murphy Morgan Hill
Ahmari Davis Oakland
Nick Foster Orinda
Donte Martin Oxnard
Justice Spates Pacima
Micah Gray Rancho Santa Margarita
Elijah Lilly San Bernardino
Nic Wilson San Bernardino
Devin Sanders San DiegoChris Estrella San Jacinto
Louis Harden San Juan Capistrano
Connor Genal Santa Fe Springs
Brandon Shook Simi Valley
Johnny Hernandez Temecula
Erin Austin Vallejo**Colorado (3)**Aiden Kneller Englewood
Jordan Kress Loveland
Donovan Murphee Fossil Ridge**Florida (4)**Matthew French Crestview
Shaddrick Lowery Dania Beach
Emmanuel Logan-Green Ft. Lauderdale
Letayveon Beaton St. Petersburg**Georgia (1)**

Trent Sellers Fayetteville

Hawaii (2)Radson Jang Honolulu
Alexander "Moana" Vainikolo Kinei**Illinois (2)**Marquae Kirkendoll Chicago
Kentrail Moran O'Fallon**Kansas (2)**Austin Cook Fort Scott
Dequez Irving Wichita**Louisiana (3)**Langston Murray Logansport
Justin Harris Litcher
Chad Alexander New Orleans**Minnesota (2)**Alex Hart Prior Lake
Nico Bolden St. Paul**Mississippi (2)**Jacobi Hearn Jackson
Jerrick Reed II Olive Branch**Missouri (1)**

Jeffrey Jones, Jr. St. Louis

Nevada (2)Cade Briggs Las Vegas
Tye Moore Las Vegas**New Jersey (2)**Jarred Sylvester Clayton
De'John Rogers Paramus**New Mexico (18)**Ben Bertram Albuquerque
Andrew Erickson Albuquerque
Javohn Jones Albuquerque
Blair Manly Albuquerque
Aaron Molina Albuquerque
Teton Saltes Albuquerque
Andrew Shelley Albuquerque
Thomas Vieira Albuquerque
Reece Wilkinson Albuquerque
Josh Woisin Albuquerque
Jonah Leyva Carlsbad
Micah Gray Clovis
Kameron Miller Las Cruces
Dylan Kelly-Romero Los Lunas
Marcus Williams Rio Rancho
Hayden Wilson Rio Rancho
Tayo Regenold Santa Fe
Xavier Vigil Santa Fe**Oklahoma (1)**

James Lewis Tulsa

Texas (17)Omar Darame Arlington
Emmanuel Malek Arlington
Cedric Patterson III Crosby
Q' Drennan El Paso
Javon Mosley Ft. Worth
Patrick Peek Ft. Worth
Dylan Horton Frisco
Trae Hall Henderson
Anu Somoye Houston
Jay Griffin IV Huntsville
Corey Hightower Huntsville
Daniel Hammons Joshua
Ben Gansallo Missouri City
Beau Hott Plano
Erik Beilman San Antonio
Bryson Carroll San Antonio
Eric Cuffee Waco**Utah (2)**Kyle Stapley Morgan
Elmer Pauni West Valley**Virginia (1)**


John Mitchell Great Falls

Wisconsin (1)

Lawrence "L.O." Johnson Waunakee

Australia (1)

Tyson Dyer Queensland



90 ERIN AUSTIN
DEFENSIVE LINE
6-2 * 269 * SR * TUL
Vallejo, Calif.
Laney College
Heritage HS



2018 (Junior Season):

Saw action in nine games, recording 17 tackles, 3.0 tackles for loss for 15 yards, and 2.5 sacks for 15 yards ... also added one quarterback hurry ... came on late in the year, recording a career-high five tackles against Boise State, including 1.5 sacks for five yards ... followed that up with four tackles against Wyoming ... also had a sack against San Diego State, good for a loss of 10.

Junior College:

Played two seasons at Laney College for coach John Beam

... recorded 47 tackles, 29 solos, with five sacks for 28 yards 16.5 TFLs and one fumble recovery as Laney went 9-2 in 2017 ... recorded 28 tackles, 21 solos, with three sacks, 6.5 TFLs and an interception as Laney also went 9-2 in 2016 ... named a member of the 2017 All-America Junior College team.

High School: Lettered at Heritage High School for coach Don Sanders ... named First Team All-Conference ... majoring in liberal arts.

ERIN AUSTIN CAREER STATISTICS

Year	GP	UA	Asst	Tcks	TFLs-Yds	Sks-Yds	PBU	INT-Yds	FF	FR-Yds
2018	9	10	7	17	3.0-15	2.5-15	0	0-0	0	0-0
Totals	9	10	7	17	3.0-15	2.5-15	0	0-0	0	0-0

Career Highs: Tackles - 7 vs. Boise State 11/16/18; TFLs - 1.5 vs. Boise State 11/16/18; Sacks - 1.5 vs. Boise State 11/16/18



84 ERIK BEILMAN
TIGHT END
6-4 * 255 * SR * 3L-RS
San Antonio, Texas
Brandeis HS

Academic Honors: A Lobo Scholar-Athlete in 2015-16 and 2016-17 ... Mountain West All-Academic in 2016 and 2018.

2018 (Redshirt Junior Season): Played in 11 games ... opened the season on special teams and on the offensive line, but moved back to tight end midway through the season.

2017 (Redshirt Sophomore Season):

Played in 11 games ... saw action as both a tight end and on special teams.

2016 (Redshirt Freshman Season):

Played in 11 games ... saw most of his action on special teams, but worked his way into the tight end rotation by mid-season.

2015 (Freshman Season): Redshirted.

High School: Lettered in football for three seasons at Brandeis High School for the Broncos and head coach John Campbell ... helped his team to the semifinals in 2012, 2013 and 2014 ... Brandeis won the 2012 and 2013 district titles ... was named both first team all-district and first team all-region ... was a 2014 All-Academic selection and was also academic all-district ... was also an accomplished basketball player, earning top rebounding honors for his AAU squad the San Antonio Hustlers.

Personal: Full name is Erik Michael Beilman ... his parents are Michael Beilman, Christine Cimino and Jennifer Steele ... is related to Matt Cimino, who plays basketball at George Washington, and Ashley Cimino, who played basketball at Stanford ... birthday is February 10, 1997 ... graduated with a degree in business administration and is now working on his master's in health administration.



17 BEN BERTRAM
DEFENSIVE LINE
6-2 * 250 * FR * RS
Albuquerque, N.M.
Sandia HS
Fork Union Military Academy

New Mexico Man Honors: vs. Boise State, November 16, 2018

2018 (Freshman Season): Redshirted.

High School: Lettered in football, baseball and track & field at Sandia High School ... played football for Kevin Barker ... post Sandia, he also spent a year at Fork Union Military Academy.

Personal: Majoring in pre-exercise science.





52 AARON BLACKWELL
DEFENSIVE LINE
6-3 * 288 * SR * 2VL
Peoria, Ariz.
Mesa CC
Liberty HS

Academics: Named Mountain West All-Academic in 2017 and 2018.

2018 (Junior Season): Named honorable mention All-Mountain West ... played in 11 games, starting the final four at nose tackle ... recorded 10 tackles with 3.5 TFLs for nine yards ... had a three QB hurries ... recorded one pass breakup ... had a career-high two tackles twice, against Colorado State and Wyoming ... both tackles against Wyoming were for loss ... had a tackle for loss against Texas

A&M ... recorded a pass breakup against Colorado State.



2017 (Sophomore Season): Played and started in all 12 games, recording 29 tackles, 4.0 tackles for loss for 17 yards, 2.0 sacks for 11 yards, one pass break up and two quarterback hurries ... recorded a career-high five tackles against Colorado State, including 2.0 sacks and 3.0 tackles for loss ... had four tackles in a win over New Mexico State ... added three tackles and a pass breakup against San Diego State ... had a tackle for loss, part of a two-tackle game, in the finale against Wyoming.

Junior College: Lettered at Mesa Community College for coach Ryan Felker ... played in 11 games for Mesa CC, registering 42 tackles, including 29 solos ... recorded 6.5 sacks for 39 yards and 11.0 tackles for loss, one forced fumble and two fumble recoveries ... signed with Weber State out of high school before transferring to Mesa.

High School: Lettered at Liberty High School for coach Dan Filimen ... named All-West Valley Defensive Player of the Year ... named American Family Insurance All-USA Arizona football team and First Team AFI All-Arizona Division II ... named First Team All-State by Arizona Football Coaches Association ... named MaxPreps Second Team All-American for medium schools in 2014 ... was also named First Team All-West Valley as a defensive lineman.

Personal: Full name is Aaron Nicholas Blackwell ... his parents are Randy and Myra Blackwell, brothers are Sam and Morgan ... his birthday is July 5, 1997 ... became a viral sensation in 2018 when a video of him lifting weights gained nearly two million views on Twitter and was picked up by ESPN, Fox News and CBS ... majoring in business administration.

AARON BLACKWELL CAREER STATISTICS

Year	GP	UA	Asst	Tcks	TFLs-Yds	Sks-Yds	PBU	INT-Yds	FF	FR-Yds
2017	11	6	4	10	3.5-9	0.0-0	1	0-0	0	0-0
2018	12	12	17	29	4.0-17	2.0-11	1	0-0	0	0-0
Totals	23	18	21	39	7.5-26	2.0-11	2	0-0	0	0-0

Career Highs: Tackles - 5 at Colorado State 10/13/18; TFLs - 3.0 at Colorado State 10/13/18; Sacks - 2.0 at Colorado State 10/13/18; Passes Broken Up - 1 vs. San Diego State 11/3/18, 1 at Texas A&M 11/11/17



13 NICO BOLDEN
SAFETY
6-3 * 210 * SO * 1VL-RS
St. Paul, Minn.
Woodbury HS

Academics: Named Mountain West All-Academic in 2018.

2018 (Redshirt Freshman Season): Played in 10 games, playing mostly on special teams ... recorded six tackles on the season ... saw action at safety against both Utah State and Boise State, recording five tackles combined for those two games.

2017 (Freshman Season): Redshirted.

High School: Lettered three times at Woodbury High School for coach Andy Hill ... listed as the No. 4 recruit out of Minnesota in 2016 by 247sports.com ... in 2016, recorded 40 tackles, 2 interceptions, 131 yards receiving and 1 TD, 9 kickoff returns for 312 yards and 2 TDs and 6 punt returns for 106 yards ... in 2015, recorded 43 tackles, 2 interceptions and 1 forced fumble ... named Suburban Eastern Conference Defensive Player of the Year and 1st Team All-State as a senior ... named two-time All-District ... named to the All-Combine Team at the 2016 US Army National Combine ... also lettered twice in track ... chose the Lobos over Vanderbilt, Syracuse, Washington State, Wyoming and Buffalo.

Personal: His parents are Darryl and Angel ... has two brothers, Tim and Caleb, and a sister, Ryan ... his birthday is October 15, 1998 ... majoring in business administration.



NICO BOLDEN CAREER STATISTICS

Year	GP	UA	Asst	Tcks	TFLs-Yds	Sks-Yds	PBU	INT-Yds	FF	FR-Yds
2018	10	4	2	6	0.0-0	0.0-0	0	0-0	0	0-0
Totals	10	4	3	6	0.0-0	0.0-0	0	0-0	0	0-0

Career Highs: Tackles - 3 at Utah State 10/27/18



21 BRANDON BURTON
SAFETY
6-0 * 200 * JR * TR-RS
Los Angeles, Calif.
UCLA
Junipero Serra HS

Academics: Named to the Athletic Director's Academic Honor Roll in Winter 2018 and Fall 2016.

2018 (Junior Season): Redshirted after transferring from UCLA.

2017 (Sophomore Season/UCLA): Saw action primarily on special teams in his first year in the program ... Credited with one tackle at Texas A&M and two stops at BYU.



2016 (Freshman Season/UCLA): Saw action in 11 games as a reserve defender and on special teams ... Credited with six tackles on the season ... Made two tackles each in games vs. Hawai'i and at Memphis.

High School: Listed as a four-star recruit by ESPN and No. 28 recruit in the state of California and No. 13 safety in the country ... No. 255 on the ESPN 300 list ... Scout.com four-star recruit, No. 18 on the California 100 list and No. 13 Athlete in the nation ... Rivals.com four-star

recruit, No. 112 in the nation, No. 11 in the state of California and rated the No. 4 Athlete in the country ... Member of the Tacoma News-Tribune Western 100 ... Cal-Hi Sports third-team All-State ... Credited with 69 tackles as a senior ... Had 30 receptions for 558 yards and six touchdowns on offense ... Selected to play in the Under Armour All-America Game ... All-CIF Southern Section Pac 5 Division as a senior.

Personal: Full name is Brandon Michael Burton ... his parents: Damien Rivera and Shavon Gray ... has a brother, Bishop, and five sisters -- Alexsus, Arnecia, Deja, Destiney, Ayonna ... majoring in liberal arts.



9 BRYSON CARROLL
RUNNING BACK
5-6 * 185 * SO * 15Q
San Antonio, Texas
Roosevelt HS

2018 (Sophomore Season): Played in two games, earning a redshirt for the season ... rushed 12 times for 39 yards over his two games ... also went 0-for-1 passing ... rushed nine times for 35 yards against Boise State, with a long of nine yards ... also rushed three times for four yards against Wyoming.

2017 (Freshman Season): Saw emergency action for two plays at Tulsa when UNM had lost three quarterbacks due to injury.

High School: Lettered at Roosevelt for coach Matt Carroll ... blistering fast quarterback with 4.4 speed who rushed for 2,417 as a junior and a senior ... in 2015 vs Lee HS, rushed for 351 yards and 8 TDs, also passed for 218 yards and 2 TDs ... also runs track, where he ran a 10.4 in the 100-meter as a junior ... lettered a total of 3 times in football and 4 times in track ... a 4.0 student at Roosevelt, graduating Summa Cum Laude ... named District 26 6A offensive MVP as a senior ... named First Team All-District as a junior ... named to Dave Campbell's Subway Super Team ... named First Team Utility Player ... chose the Lobos over Tulane, Southern Miss, Bowling Green, Army, Navy and Air Force.

Personal: Full name is Bryson Matthew Carroll ... his parents are Matt and Dawn Carroll, and has a brother, Brennan ... his birthday is May 17, 1999 ... majoring in Education.

BRYSON CARROLL CAREER STATISTICS

Year	GP	Att	Yards	TD	Long	Rec	Yards	TD	Long
2017	1	1	10	0	10	0	0	0	0
2018	2	12	39	0	9	0	0	0	0
Totals	3	13	49	0	10	0	0	0	0

Career Highs: Rushes - 9 vs. Boise State, 11/16/18; Yards - 35 vs. Boise State, 11/16/18; Long - 10 at Tulsa, 9/23/17.



60 COLSTON CHACON
OFFENSIVE LINE
6-4 * 290 * FR * RS
La Habra, Calif.
Corona Del Mar HS

2018 (Freshman Season): Redshirted.

High School: Participated in football and track and field at Corona Del Mar High School... was awarded the Pacific Coast League Notable Achievement for excelling in physics.

Personal: Full name is Colston Christopher Chacon... nickname is "One Speed"... parents are Ellen and Aaron Garcia... has one brother, Jacob Garcia (8)... if majoring in Mechanical Engineering.





34 BOBBY COLE
RUNNING BACK
5-9 * 199 * 50 * 150-RS
Chatsworth, Calif.
Sierra Canyon HS

2018 (Redshirt Freshman Season): Saw action in two games.

2017 (Freshman Season): Redshirted.

High School: Lettered in football at Sierra Canyon High School.

Personal: First name is Joshua ... birthday is June 10, 1999... majoring in liberal arts.



28 AHMARI DAVIS
RUNNING BACK
5-10 * 210 * 5R * 1L
Oakland, Calif.
Laney College
James Logan HS

2018 (Junior Season): Played in eight games, tying for fourth on the team in rushing with 185 yards ... averaged 3.6 yards per carry and had four touchdowns ... also caught two passes on the season ... had his biggest game of the season against New Mexico State, rushing 21 times for 74 yards and a career-high four touchdowns ... had 39 yards rushing in the season opener against Incarnate Word.

Junior College: Played two seasons at Laney College for coach John Beam ... in 2017, he rushed for 1,359 yards in 11 games, averaging 123.5 yards per game and averaging 6.86 yards per carry and scoring 17 touchdowns ... added seven catches for 63 yards and averaged 20.8 yards per kickoff return on 20 returns ... had six 100-yard games and scored a touchdown in 10 of his 11 games ... in 2016, he rushed for 684 yards in 10 games, averaging 68.4 yards per game and averaging 7.2 yards per carry and scoring seven touchdowns ... named First Team All-America CCCAA.

High School: Lettered at James Logan High School for coach George Zuber ... played receiver and also returned kickoffs ... had a 96-yard kickoff return touchdown against San Ramon ... was a team captain.

Personal: Majoring in liberal arts.



56 AUSTIN COOK
OFFENSIVE LINE
6-5 * 300 * JR * 1VL
Fort Scott, Kan.
Butler CC
Fort Scott HS

Academics: Named Mountain West All-Academic in 2018.

2018 (Sophomore Season): Played in 10 games, serving mostly on the field goal and extra point unit.

Junior College: Played two seasons and lettered for one season at Butler Junior College.

High School: Lettered in both football and track and field at Ft. Scott High School.

Personal: Full name is Austin Reed Cook ... majoring in liberal arts.



AHMARI DAVIS CAREER STATISTICS

Year	GP	Att	Yards	TD	Long	Rec	Yards	TD	Long
2018	8	51	185	4	16	2	0	0	2
Totals	8	51	185	4	16	2	0	0	2

Career Highs: Rushes - 21 at New Mexico State, 9/15/18; Yards - 74 at New Mexico State, 9/15/18; TDs - 4 at New Mexico State, 9/15/18; Long - 16 at New Mexico State, 9/15/18; Receptions - 1 vs. Incarnate Word 9/1/18, 1 vs. Liberty, 9/29/18; Yards - 2 vs. Liberty, 9/29/18; Long - 2 vs. Liberty, 9/29/18.



15 Q' DRENNAN
WIDE RECEIVER
6-2 * 194 * SR * 2L-2RS
El Paso, Texas
Americas HS

New Mexico: A 2014-15 Lobo Scholar-Athlete ... Mountain West All-Academic in 2016.

2018 (Redshirt Junior Season): Played just three plays before suffering a season ending injury, earning a second redshirt season, this a medical ... caught one pass, good for 40 yards.

2017 (Redshirt Sophomore Season): Started and played in all 12 games at outside receiver ... was fourth on the team with nine receptions, and 182 yards ... had a season-high two catches against Fresno State, and followed that up the next week with two catches against Colorado State, including a season-long catch of 47 yards ... had a 42-yard reception against Abilene Christian, one of two 40-yard catches on the season.

2016 (Redshirt Freshman Season): Played in all 12 games, and caught 11 passes for a team leading 284 yards ... tied for the team lead with three touchdown receptions ... opened his career with a leaping 26-yard touchdown catch against South Dakota ... had a career-high three catches against Rutgers for 23 yards ... had two catches, including a 45-yard touchdown grab, against Air Force ... caught a pair of long balls against Utah State for 37 and 41 yards ... had a career-long 49-yard touchdown reception against Wyoming.

2015 (Freshman Season): Redshirted.

High School: Lettered in football at Americas High School for head coach Patrick Melton ... caught 50 passes for 888 yards as a junior, his final full-season as a non-quarterback ... averaged 98.7 receiving yards per game, and had seven touchdowns through the air, including a long of 80 ... also rushed the ball 37 times for 292 yards with three more scores ... also managed to go 6-for-10 passing with two touchdowns ... during his senior season he was primarily a quarterback, going 84-for-169 for 1,561 yards and 12 touchdowns with just five interceptions ... rushed for 1,255 yards with 14 more touchdowns ... had seven 100-yard rushing games as a senior ... also caught two touchdowns on four receptions, giving him 28 touchdowns responsible for as a senior ... also served as his team's punter as a senior, averaging 36.3 yards per punt.




Personal: Full name is Q' D'Angelo Drennan ... his parents are Chris and LaDonna Drennan ... has four brothers, Jason, Romeo, Sir'Christopher and Cae'sar, and three sisters, Skyler, Leigha and Alex ... birthday is March 18, 1997 ... graduated with a degree in liberal arts and is now working on a master's in educational psychology.

Q' DRENNAN CAREER STATISTICS

Year	GP	Rec	Yards	TD	Long	Att	Yards	TD	Long
2016	13	11	284	3	49	1	10	0	10
2017	12	9	182	0	47	0	0	0	0
2018	1	1	40	0	40	0	0	0	0
Totals	26	21	506	3	49	1	10	0	10

Career Highs: Receptions - 3 at Rutgers 9/17/16; Long - 49 vs. Wyoming 11/26/16; Yards - 78 at Utah State 11/12/16; TDs - 1 vs. Wyoming 11/26/16, 1 vs. Air Force 10/15/16, vs. South Dakota vs. 9/1/16



96 TYSON DYER
PUNTER
6-2 * 198 * JR * IL
Queensland, Australia
Palomar College
Palm Beach Currumbin State HS

Is the first Australian punter in program history.

Academics: Earned Mountain West All-Academic honors in 2018.

2018 (Sophomore Season): Named honorable mention All-Mountain West ... averaged 44.3 yards per punt on 74 punts with just six touchbacks ... had 19 punts pinned inside the 20, and 19 punts of 50 yards or more, including a school record 84-yard punt ... averaged at least 43.5 yards per punt in nine of his 12 games ... finished 17th nationally in gross average ... average was the fifth-best in UNM history for a single season ... set a Lobo record, and Mountain West sophomore record with an 84-yard punt at Air Force that was downed at the 1-yard line, leading to a Lobo touchdown on the next play ... averaged a season-best 50.1 yards per punt on seven punts in that game ... tied



his season-high with three 50-yarders in that game, and had a season-best three pins inside the 20 ... averaged 49.8 yards on four punts against Liberty ... unloaded a 69-yard punt against Utah State, one of three 50-yarders in that game ... also had three 50-yard punts against Fresno State ... also served as the holder for all 39 extra points and eight field goal attempts by UNM.

Junior College: Played one season at Palomar College for coach Joe Early ... punted 65 times for a 39.9 yard average with 23 of his 65 punts pinned inside the 20 with just one touchback ... averaged 41.4 over last eight games and 42.5 over last four ... had at least one 50-yarder in six of last seven games, and at least one 60-yarder in each of his last two, including a career-long 70 yard punt ... was named First Team All-Southern California Football Association.

Personal: Full name is Tyson Shane Dyer ... parents are Shane and Estelle Dyer ... his brother punted at Louisiana Tech ... is majoring in business administration.

TYSON DYER CAREER STATISTICS

Year	GP	No.	Yds	Avg.	Long	Blkd	TB	FC	50+	I20
2018	12	74	3278	44.3	84	1	6	12	19	19
Totals	12	74	3278	44.3	84	1	6	12	19	19

Career Highs: Punts - 10 vs. Wyoming, 11/24/18; Avg - 50.1 at Air Force, 11/10/18; Long - 84 at Air Force, 11/10/18; 50+ - 3 at Air Force, 11/10/18, 3 at Utah State, 10/27/18, 3 vs. Fresno State, 10/20/18; I20 - 3 at Air Force, 11/10/18



34 JARED ENRICO
LONG SNAPPER
6-7 * 199 * FR * RS
La Mirada, Calif.
La Mirada HS

Academics: A 2016-17 Lobo Scholar-Athlete.

2018 (Redshirt Sophomore Season): Served as the teams' long snapper for all 12 games on UNM's punt squad ... recorded three tackles on the season, one at Utah State and two against Wyoming.



2017 (Redshirt Freshman Season): Served as the teams' long snapper for all 12 games on UNM's punt squad ... he also served as the short-snapper on placements for the opening three games.

2016 (Freshman Season): Redshirted.

High School: Lettered at La Mirada High School for three years under Mike Moschetti ... team won CIFSS, Regional and III-AA State championships ... was an Honor Roll member.

Personal: Full name is Jared Robert Michael EnRico ... his parents are John Mark and Celia EnRico ... has three brothers, Israel, Jourdan and Joshua ... birthday is September 15, 1997 ... majoring in biology.



87 ANDREW ERICKSON
WIDE RECEIVER
6-2 * 185 * FR * RS
Albuquerque, N.M.
Manzano HS



2018 (Freshman Season): Redshirted.

High School: Lettered in football, basketball and track and Manzano High School ... played both receiver and defensive back at Manzano, and he scored the game-winning touchdown, a 48-yard reception, with 4:17 left to lift Manzano to a 14-7 win in the 6A state title game against La Cueva ... led Manzano to a perfect 13-0 record that season.



79 CHRIS ESTRELLA
OFFENSIVE LINE
6-4 * 294 * SR * 2L
San Jacinto, Calif.
Mt. San Jacinto JC
San Jacinto HS



2018 (Junior Season): Played and started all 12 games for the Lobo, starting the first six at left tackle and the second six at left guard ... played 769 snaps ... allowed just one sack on the season, and was second among UNM linemen with a 3.5% pressures allowed.

2017 (Sophomore Season): Played in 11 games, starting three at right tackle ... saw action on the line at right tackle in every game he played, and started against Air Force, Fresno State and Colorado State.

Junior College: Lettered at Mt. San Jacinto Junior College for coach Casey Mazzotta ... played


for one season, starting on the offensive line.

High School: Lettered at San Jacinto High School for coach Aric Galliano ... was named First Team all-conference as a senior ... also named First Team all-league both as a junior and as a senior.

Personal: His parents are Silvestre and Maria Estrella ... has two brothers, Bryan and Silvestre, Jr., and three sisters, Denise, Jasmine and Elizabeth ... birthday is June 22, 1998 ... majoring in business.



93 NAHJE FLOWERS
DEFENSIVE LINE
6-3 * 278 * JR * 2L-RS
Los Angeles, Calif.
Dorsey HS



2018 (Redshirt Sophomore Season): Played in all 12 games, starting 11 at right defensive end ... recorded 26 tackles, 5.5 tackles for loss for 11 yards, and 1.5 sacks for five yards ... had a career-high five tackles against Liberty, including a tackle for a loss ... had three tackles, including a career-high 2.0 tackles for loss against Air Force ... had four tackles against Colorado State ... recorded his first career sack in the opener against Incarnate Word.

2017 (Redshirt Freshman Season): Played in all 12 games as a defensive end ... recorded three tackles on the season ... had tackles against

Air Force, Fresno State and Wyoming.

2016 (Freshman Season): Redshirted.

High School: Lettered in football, wrestling and track at Dorsey High School ... named First Team All-Coliseum League and First Team All-City for Los Angeles as a senior and as a junior ... was also an All-City wrestler as a junior ... named First Team All-City in the shot put, finishing third in Los Angeles ... was named all-league in both wrestling and football as a sophomore.

Personal: His parents are La'Vonte Flowers and Vickie Gilmore ... has a brother Albert and a sister Sah'Quira ... birthday is May 3, 1998 ... majoring in liberal arts.

NAHJE FLOWERS CAREER STATISTICS

Year	GP	UA	Asst	Tcks	TFLs-Yds	Sks-Yds	PBU	INT-Yds	FF	FR-Yds
2017	12	1	2	3	0.0-0	0.0-0	0	0-0	0	0-0
2018	12	12	14	26	5.5-11	1.5-5	0	0-0	0	0-0
Totals	12	1	2	3	0.0-0	0.0-0	0	0-0	0	0-0

Career Highs: Tackles - 5 vs. Liberty, 9/29/18; TFLs - 2.0 at Air Force, 11/10/18; Sacks - 1.0 vs. Incarnate Word 9/1/18.



38 MATTHEW FRENCH
LINEBACKER
6-1 * 224 * JR * 25Q-RS
Crestview, Fla.
Crestview HS

Academics: A 2016-17 and 2017-18 Lobo-Scholar.

2018 (Redshirt Sophomore Season): Did not see action.

2017 (Redshirt Freshman Season): Did not see action.

2016 (Freshman Season): Redshirted.

High School: Lettered in football and baseball at Crestview High School.

Personal: Full name is Matthew Dylan French ... parents are Bruce and Ursula French

... has a brother, Austin ... birthday is April 18, 1998 ... is majoring in exercise science with a minor in chemistry ... also working on pre-med classes with an eye on becoming a medical physician.



32 MICAH GRAY
RUNNING BACK
5-11 * 191 * FR * RS
Clovis, N.M.
Clovis HS



New Mexico Man: Named New Mexico Man September 29, 2019 against Liberty.

Academics: Named Mountain West All-Academic in 2018.

2018 (Redshirt Freshman Season): Played in 10 games, both as a running back and on special teams ... recorded seven rushes for 23 yards, with a long of eight ... also had a pair of key special teams tackles against New Mexico State.

2017 (Freshman Season): Red-shirted.

High School: Lettered at Clovis High School in football, basketball and track ... was named Clovis' Offensive Player of the Year ... rushed for 2,784 yards over his final two seasons, including 1,684 yards as a senior ... hit that yardage on just 288 carries, averaging 140.3 yards per game ... scored 29 touchdowns and had seven 100-yard rushing games ... had a long of 77 ... also caught 13 passes for 142 yards with two touchdowns and a long of 58 ... rushed for 1,100 yards as a junior in just eight games ... added 13 rushing touchdowns.

Personal: Birthday is September 23, 1998 ... majoring in business.

MICAH GRAY CAREER STATISTICS

Year	GP	Att	Yards	TD	Long	Rec	Yards	TD	Long
2018	10	7	23	0	8	0	0	0	0
Totals	10	7	23	0	8	0	0	0	0

Career Highs: Rushes - 7 vs. Incarnate Word, 9/1/18; Yards - 23 vs. Incarnate Word, 9/1/18; Long - 8 vs. Incarnate Word, 9/1/18.



2 A.J. GREELEY SAFETY

5-9 • 215 • JR • RS

Fresno, Calif.

College of the Sequoias

Fresno City Coll./Edison HS

2018 (Junior Season): Redshirted, but saw action in one game, on special teams against San Diego State.

Junior College: Played one season each at College of the Sequoias (2017) for coach Irv Pankey and at Fresno City College (2016) for Tony Caviglia ... played in eight games, recording 13 tackles, one TFL, four breakups and an interception at College of the Sequoias ... averaged 20.5 yards on six kickoff returns ... played in nine games, recording 17 tackles and on interception at Fresno City ... also returned three punts for a 7.7-yard average.

High School: Lettered at Edison High School for coach Matt Johnson ... led Edison to a 12-2 record as a senior and the school's first section title in 39 years ... named to the Fresno Bee's "Fab 50" players in the Central Section ... ranked with three stars out of high school, he originally committed to Fresno State before going to junior college.

Personal: First name is Adrian ... majoring in liberal arts.



23 JAY GRIFFIN IV WIDE RECEIVER

5-10 • 159 • JR • 2L-RS

Huntsville, Texas

Huntsville HS

2018 (Redshirt Sophomore Season): Started 11 of 12 games, playing in all 12 ... tied for second on the team in receptions with 21, and was fourth with 168 yards ... had one rush for nine yards, and also had three kickoff returns for a 15.7 yard average ... had a season-high three catches against UNLV, good for 30 yards ... had the exact same stats of three catches and 30 yards at Utah State ... had a season-best 43 yards receiving, with a long of 34, against Incarnate Word ... caught at least one pass in every game except the finale against Wyoming.

2017 (Redshirt Freshman Season):

Had a dynamic, breakout season, leading the team with 29 receptions and 393 yards ... also led the team with four receiving touchdowns ... added 116 yards rushing on 13 carries with one touchdown ... caught two passes against Abilene Christian, including a 37-yard touchdown ... had a breakout game against New Mexico State, catching five passes for 95 yards and a touchdown, and rushing one time for a 61-yard touchdown ... caught two passes against Air Force, including a 71-yard touchdown ... caught five passes for 35 yards against Utah State ... added four catches for 15 yards against Texas A&M ... had a career-high six catches for a career-high 110 yards, including a 62-yard touchdown against San Diego State.

2016 (Freshman Season): Redshirted.

New Mexico Track and Field:

2019 Outdoors: Competed in five meets with three event wins ... finished second in the 200-meter dash with a time of 21.27 at the Titan Team Challenge ... ran 11.06 in the 100-meter dash at the Titan Team Challenge ... ran the last leg of the 4x400 relay that finished second at the Titan Team Challenge at 3:16.83 ... won the 200-meter dash at the Don Kirby with a time of 21.16 ... won the 100-meter dash at the Don Kirby with 10.60 ... ran the final leg of the 4x100 meter relay that placed sixth with a time of 41.46 ... ran 10.97 in the 100-meter dash at the Bryan Clay Invitational ... ran the third leg of the 4x100 relay at the Masked Rider Open that finished fourth in 41.70 ... finished third in the 200-meter at the Masked Rider Open after running a 21.11 ... won the 200-meter final at the MW Championships with a 21.25 ... ran the third leg of the 4x100 relay at the MW Championships that placed fourth in 41.46 ... made the Mountain West All-Conference Outdoor Team in 200-meter.

2019 Indoors: Saw action in six meets during the season... finished second in the men's 200-meter dash with a 21.08 at the MLK Collegiate Invitational... won the 200-meter dash after running a 21.07 at the UNM Team Invitational to set the school record ... won the 200-meter dash at the NAU Tune Up with Named MW Track Athlete of the Week on Jan. 29 ... made the Mountain West All-Conference Indoor Team in 200-meter.

High School: Lettered at Huntsville High School for coach Rodney Southern ... also lettered in basketball and track ... was listed at No. 22 on the Houston Chronicle's Area Top 100 ... earned first team all-district honors as a wide receiver in 2015 and 2016, and second team honors as a kick returner in 2016 ... had 37 catches for 409 yards and 3 receiving touchdowns as a senior ... added 482 yards on the ground with 10 touchdowns, and he also had a pair of kickoff return touchdowns ... had 24 catches for 367 yards and five touchdowns as a junior, adding one rushing touchdown as well with 226 yards on the ground ... his one rushing TD as a junior was on a 72-yard run ... was the 200-meter district champion as well as area runner-up with a best time of 21.17.

Personal: Full name is Jay Vance Griffin IV ... parents are Jay Vance Griffin III and Kiwynna Thomas ... has a brother Jayavwon, and a sister, Jaida ... birthday is August 1, 1998 ... majoring in criminal justice ... his grandfather Jay Vance Griffin II played football at Southern.

JAY GRIFFIN IV CAREER STATISTICS

Year	GP	Rec	Yards	TD	Long	Att	Yards	TD	Long
2017	12	29	393	4	71	13	116	1	61
2018	12	21	168	0	34	1	9	0	9
Totals	12	29	393	4	71	13	116	1	61

Career Highs: Receptions - 6 at San Diego State 11/24/17; Yards - 110 at San Diego State 11/24/17; TDs - 1, four times, last at San Diego State 11/24/17; Long - 71 vs. Air Force 9/30/17; Rushes - 3 vs. UNLV 11/17/17; at Fresno State 10/14/17; Yards - 61 vs. New Mexico State 9/9/17; TD - 1 vs. New Mexico State 9/9/17; Long - 61 vs. New Mexico State 9/9/17



10 TRAE HALL
QUARTERBACK
6-2 *195 *FR *RS
Henderson, Texas
Henderson HS



2018 (Freshman Season): Redshirted, but did see action in one game, rushing once for six yards against UNLV.

High School: Lettered at Henderson High School for coach Phil Castles, and also lettered in basketball ... led the Lions to an 11-3 mark as a senior, where he played as both a quarterback and a safety ... rated a three-star recruit by 247Sports ... was named District 9-4A Offensive MVP ... one of his top games came against rival Kilgore, totaling

402 yards of offense, throwing for one touchdown and rushing for four others, accounting for all of his teams' points.

Personal: Full name is Vontrae'vious Deon Harris Hall ... majoring in business administration.

TRAE HALL CAREER STATISTICS

Year	GP	C-A-I	Yds	TD	Long	.PCT	Eff.	Att	Yards	TD	Long
2018	1	0-0-0	0	0	0	---	---	1	6	0	6
Totals	1	0-0-0	0	0	0	---	---	1	6	0	6

Career Highs: Rushes - 1 at UNLV, 10/6/18; Yards - 6 at UNLV, 10/6/18; Long - 6 at UNLV, 10/6/18




78 LOUIS HARDEN
DEFENSIVE LINE
6-7 *290 *FR *RS
San Juan Capistrano, Calif.
San Clemente HS



2018 (Freshman Season): Redshirted.

High School: Lettered in football at San Clemente High School over Jon Hamro ... recorded 35 tackles as a senior, including 3.0 tackles for loss and 1.0 sacks ... also played offensive tackle.

Personal: Is undecided on a major.



33 ALEX HART
LINEBACKER
6-3 *235 *SR *3L-RS
Prior Lake, Minn.
Prior Lake HS

Academics: A 2015, 2016 and 2017 Academic All-Mountain West selection ... a 2015-16, 2016-17 and 2017-18 Lobo Scholar-Athlete ... a 2015-16, 2016-17 and 2017-18 Mountain West Scholar-Athlete.

2018 (Senior Season): Played and started the first three games before having his season end on a torn ACL ... was leading UNM with 19 tackles when he was injured ... was injured in the first half against New Mexico State after recording two tackles ... had a career-high 13 tackles against Wisconsin ... opened the

season with four tackles against Incarnate Word.

2017 (Junior Season): Played and started in all 12 games at middle linebacker ... was third on the team with 58 tackles and he led the team in hurries with five ... also had 5.5 TFLs for 19 yards, had one sack for eight yards, three pass breakups, one forced fumble and one fumble recovery ... recorded a career-high in tackles twice, against Air Force and against UNLV ... added 1.5 TFLs, including a sack, against Air Force along with a hurry and a forced fumble ... recovered a fumble against Abilene Christian ... had six tackles against New Mexico State with a tackle for loss, a hurry and a career-high two breakups ... had five tackles against Colorado State.



2016 (Sophomore Season): Saw action in all 12 games, starting one at middle linebacker ... recorded 26 tackles, 4.0 for loss, with a sack, a forced fumble and a fumble recovery ... had a career-best four tackles in back-to-back games, against New Mexico State and Rutgers ... the Rutgers game was his one start at middle linebacker ... also had three tackles against ULM and Nevada ... forced a fumble against Colorado State ... recovered a fumbled punt against Wyoming that led to a short touchdown drive.

2015 (Freshman Season): Saw action in the final nine games, mostly on special teams ... recorded two tackles on the season, but was a key blocker on UNM's kickoff return unit ... had special teams tackles against Hawai'i and at Boise State.

High School: Lettered in football for three seasons at Prior Lake, Minnesota under head coach Matt Gegenheiner ... helped Prior Lake to the 2012 and 2014 section title and the 2012 and 2013 state playoffs ... served as a team captain and was named Associated Press First Team All-State as senior ... also earned Minnesota Vikings First Team All-State, Kare 11 All-Metro and Star/Tribune All-Metro ... was named all-conference all three seasons (2012, 2013 and 2014) ... was named Offensive Team MVP as a senior after being named the Defensive Team MVP in 2013 ... in wrestling he was the Minnesota state champion at the 220-pound class in 2014 ... he finished third in 2013 at the 195-pound class ... team captain as a junior and a senior and was team MVP as a junior ... a member of the Prior Lake Honor Roll with a 3.7 GPA.

Personal: Full name is Alexander William Hart ... his parents are Pat and Nancy Hart ... has two brothers, Nick and Sam ... birthday is May 23, 1997 ... graduated with a degree in business administration and is working on his master's in organizational behavior.

ALEX HART CAREER STATISTICS

Year	GP	UA	Asst	Tcks	TFLs-Yds	Sks-Yds	PBU	INT-Yds	FF	FR-Yds
2015	9	1	1	2	0.0-0	0.0-0	0	0-0	0	0-0
2016	12	17	9	26	4.0-8	1.0-1	1	0-0	1	1-0
2017	12	30	28	58	5.5-19	1.0-8	3	0-0	1	1-0
2018	3	8	11	19	0.0-0	0.0-0	0	0-0	0	0-0
Totals	36	56	49	115	9.5-27	2.0-9	4	0-0	2	2-0

Career Highs: Tackles - 9 vs. UNLV 11/17/18, 9 vs. Air Force 9/30/18; Tackles for Loss - 1.5 vs Air Force 9/30/18; Sacks - 1.0 vs. Air Force 9/30/19, 1.0 at New Mexico State 9/10/16; Passes Defended - 2 vs. New Mexico State 9/9/18; Forced Fumbles - 1 vs. Air Force 9/30/18, 1 at Colorado State 11/19/16; Fumbles Recovered - 1 vs. Abilene Christian 9/2/18 vs. Wyoming 11/26/16.



39 JOHNNY HERNANDEZ
SAFETY
5-10 * 187 * SR * IL-RS
Temecula, Calif.
Saddleback JC
Great Oak HS

Academics: Earned Mountain West All-Academic in 2018.

2018 (Redshirt Junior Season): Played in all 12 games, mostly on special teams ... recorded three tackles on the season, one each against Incarnate Word, New Mexico State and UNLV.

2017 (Junior Season): Redshirted.

Junior College: Lettered at Saddleback Junior College ... recorded 32 tackles as a sophomore with one sack, two fumble recoveries and two breakups ... had a career-best seven tackles with a half-sack against L.A. Harbor in a 46-14 win ... also had a half sack as part of a two-tackle game in a 28-21 win over Orange Coast ... had fumble recoveries against Grossmont and Riverside.

High School: Lettered at Great Oak High School ... recorded 93 tackles with 2.0 TFLs as a senior ... also recorded three interceptions, 12 passes defended, two forced fumbles and a blocked punt ... also played on offense, catching 18 passes for 233 yards and a touchdown, and he also rushed for 137 yards on 24 carries ... as a junior, he recorded 52 tackles with eight passes defended and three forced fumbles ... rushed for 385 yards on 54 carries ... also caught a pair of passes for 64 yards.

Personal: Majoring in education.



JOHNNY HERNANDEZ CAREER STATISTICS

Year	GP	UA	Asst	Tcks	TFLs-Yds	Sks-Yds	PBU	INT-Yds	FF	FR-Yds
2018	12	1	2	3	0.0-0	0.0-0	0	0-0	0	0-0
Totals	12	1	2	3	0.0-0	0.0-0	0	0-0	0	0-0

Career Highs: Tackles - 1 at UNLV, 10/6/18, 1 at New Mexico State, 9/15/18, 1 vs. Incarnate Word, 9/1/18

**24 COREY HIGHTOWER
SAFETY**

5-11 * 176 * 50 * 1L-RS
Huntsville, Texas
Huntsville HS

2018 (Redshirt Sophomore Season): Played in four games, mostly on special teams ... did get some time at cornerback.

2017 (Redshirt Freshman Season): Played in all 12 games, mostly on special teams ... did get some time at cornerback.

2016 (Freshman Season): Redshirted.

High School: Lettered at Huntsville High School for coach Rodney Southern ... recorded three interceptions as a senior, and returned those for 99 yards ... also served as his teams' kickoff returner ... three-year starter ... named to the Dave Campbell Super Team Top Defensive Backs (one of four on the squad) ... named First Team All-District at Corner as a senior and a junior.

Personal: Full name is Corey Dohn Hightower ... is parents are Corey Freeman and Tinita Hightower ... has two brothers Dohn and Dacoby, and a sister Kiersten ... birthday is September 22, 1997 ... is majoring in liberal arts.

COREY HIGHTOWER CAREER STATISTICS

Year	GP	UA	Asst	Tcks	TFLs-Yds	Sks-Yds	PBU	INT-Yds	FF	FR-Yds
2017	12	0	0	0	0.0-0	0.0-0	0	0-0	0	0-0
2018	4	0	0	0	0.0-0	0.0-0	0	0-0	0	0-0
Totals	16	0	0	0	0.0-0	0.0-0	0	0-0	0	0-0

**18 DYLAN HORTON****LINEBACKER**

6-5 * 235 * 50 * 1L
Frisco, Texas
Frisco HS

2018 (Freshman Season): Played in all 12 games as a true freshman, both on special teams and as a rush linebacker ... recorded 13 tackles, 1.5 tackles for losses of six yards, one sack for five yards, and one quarterback hurry ... had a career-high two tackles in each of his first three games, against Incarnate Word, Wisconsin and New Mexico State ... also had two tackles against Colorado State and also had a quarterback hurry ... had his first career sack against Wyoming.

High School: Lettered in football and basketball at Frisco High School ... earned First Team All-District 13-5A honors as a junior safety ... earned All-District 13-5A Honors in basketball ... also competed in the long jump and high jump in track.

Personal: Full name is Dylan Samuel Horton ... majoring in mechanical engineering.

**DYLAN HORTON CAREER STATISTICS**

Year	GP	UA	Asst	Tcks	TFLs-Yds	Sks-Yds	PBU	INT-Yds	FF	FR-Yds
2018	12	7	6	13	1.5-6	1.0-5	0	0-0	0	0-0
Totals	12	7	6	13	1.5-6	1.0-5	0	0-0	0	0-0

Career Highs: Tackles - 2 at Colorado State, 10/13/18, 2 at New Mexico State, 9/15/18, 2 at Wisconsin, 9/8/18, 2 vs. Incarnate Word, 9/1/18; TFLs - 1.0 vs. Wyoming, 11/24/18; Sacks - 2 vs. Wyoming, 11/24/18

**89 BEAU HOTT
LONG SNAPPER/TIGHT END**

6-4 * 225 * JR * 2L-RS
Plano, Texas
Plano HS

2018 (Redshirt Junior Season): Served as a back-up center and protector on field goals and PATs, playing in all 12 games ... saw action at center during the season, playing 20 snaps.

2017 (Redshirt Sophomore Season): Served as a back-up center and protector on field goals and PATs, playing in all 12 games ... saw action at center against Abilene Christian and Texas A&M.

2016 (Redshirt Freshman Season): Served as a back-up center and protector on field goals and PATs, playing in all 12 games for UNM.

2015 (Freshman Season): Redshirted.

High School: Lettered in football at Plano High School under coach Jaydon McCullough ... as a senior he was named First Team Texas District 6-6A ... rated a three-star recruit by ESPN.

Personal: Full name is Beau Charles Hott ... his parents are John and Susie Hott ... has a sister, Casey ... birthday is May 20, 1996 ... majoring in business.



55 RADSON JANG
OFFENSIVE LINE
6-1 * 270 * SO * 15Q-RS
Honolulu, HI.
Army Prep/Kamehameha HS

2018 (Redshirt Freshman Season): Saw action in two games, playing center against Incarnate Word and UNLV.

2017 (Freshman Season): Redshirted.

High School: Lettered at Kamehameha High School for coach Doug Cosby ... was named First Team All-ILH as a senior center ... was named Second Team All-State by the Honolulu Advertiser.

Personal: Full name is Radson Yu Sung Jang ... majoring in business management.



2 LAWRENCE "L.O." JOHNSON
RUNNING BACK
5-11 * 205 * FR * RS
Waunakee, Wisc.
Waunakee HS

2018 (Junior Season): Redshirted.

Junior College: Attended Garden City Community College but did not play football.

High School: Lettered in football for coach Kevin Hartley at East High School ... also lettered in wrestling ... was named all-city under coach Brian Byers in 2014.

Personal: Full name is Dequez Marquise Irving ... majoring in communications ... parents are the late Issac Ray Adams and De'Shell Irving ... has 11 brothers and sisters.



2018 (Freshman Season): Redshirted ... competed in indoor and outdoor track ... ran a 6.95 in the 60-meter at the Mountain West Indoor Championships ... ran a leg of the outdoor 4x100, coming in fourth at the conference championships

High School: Lettered at Waunakee High School for coach Pat Rice ... as a senior he rushed for 595 yards on 102 carries with 10 touchdowns and added 205 yards receiving with two touchdowns on 15 receptions ... was named First Team All-Badger North Conference and honorable mention Wisconsin State Journal/Wisconsin Prep Zone all-area ... helped Waunakee finish

14-0 and win the WIAA Division 2 state championship ... also was the WIAA Division 1 state champion in track in the 100-meter with a time of 10.99.

Personal: Nickname is "L.O." ... full name is Lawrence Otha Johnson ... parents are Lawrence and Bernetta Johnson ... has one sister, Labreya Johnson ... majoring in psychology.



33 JAVOHN JONES
RUNNING BACK
5-11 * 200 * SR * 3L-RS
Albuquerque, N.M.
LaCueva HS



Academics: A 2015-16, 2016-17 and 2017-18 Lobo Scholar-Athlete ... a 2016-17 Mountain West Scholar-Athlete ... a 2018 Mountain West All-Academic selection.

New Mexico Man: Named New Mexico Man on November 5, 2016 vs. Nevada and September 2, 2017 vs. Abilene Christian.

2018 (Redshirt Junior Season): Saw action in nine games, rushing three times for four yards ... also played on UNM's special teams.

2017 (Redshirt Sophomore Season): Played in four

games ... had one rush on the season ... also saw some action on special teams.

2016 (Redshirt Freshman Season): Played in four games, rushing six times for 37 yards ... had a career-best 37 yards on five carries against ULM.

2015 (Freshman Season): Redshirted.

High School: Lettered in football and basketball at LaCueva High School ... rushed for 907 yards and eight touchdowns as a senior, including a career-best 92-yard run ... averaged 7.5 yards per carry and had three 100-yard games ... added 336 yards receiving with two TDs on 14 catches.

Personal: Full name is Javohn Rey Jones ... parents are Jason Jones and April Rey ... has four brothers, Tyrell, Javion, Perris and Justin, and three sisters, Chantelle, Jerzie and Shanessa ... birthday is January 16, 1997 ... is majoring in business.

JAVOHN JONES CAREER STATISTICS

Year	GP	Att	Yards	TD	Long	Rec	Yards	TD	Long
2016	4	6	37	0	11	0	0	0	0
2017	4	1	-2	0	0	0	0	0	0
2018	9	3	4	0	4	0	0	0	0
Totals	17	10	39	0	11	0	0	0	0

Career Highs: Rushes - 5 vs. ULM 10/22/16; Yards - 38 vs. ULM 10/22/16; Long - 11 vs. ULM 10/22/16



82 JEFFREY JONES, JR.
TIGHT END
6-5 * 236 * SR * 1L
St. Louis, Mo.
Bakersfield College/Eastern Illinois/O'Fallon Township



2018 (Junior Season): Saw action in seven games, catching one pass for three yards ... also played on special teams.

Junior College: Lettered one season at Bakersfield College for coach Jeff Chudy ... as a sophomore he played in just four games but had five catches for 113 yards and two touchdowns ... had two catches against Riverside, including a 68-yard touchdown ... also had a 16-yard touchdown against Long Beach.

Eastern Illinois: Spent two seasons at Eastern Illinois, redshirting in 2015 and

playing in 2016 ... played in three games as a freshman defensive lineman, recording one tackle.

High School: Lettered in football at O'Fallon Township HS for coach Brandon Jogerst ... named first team All-Southwestern Conference.

Personal: Majoring in liberal arts.

JEFFREY JONES, JR. CAREER STATISTICS

Year	GP	Rec	Yards	TD	Long	Att	Yards	TD	Long
2018	7	1	3	0	3	0	0	0	0
Totals	7	1	3	0	3	0	0	0	0

Career Highs: Receptions - 1 at Colorado State 10/13/18; Yards - 3 at Colorado State 10/13/18; Long - 3 at Colorado State 10/13/18



4 SHERIRON JONES
QUARTERBACK
6-3 * 200 * SR * 1L
Moreno Valley, Calif.
Mt. San Jacinto JC/Tennessee/Rancho Verde HS

2018 (Junior Season): Played in 11 games, starting seven despite starting the season as the No. 3 quarterback on the depth chart out of Fall camp ... led UNM by going for 102-for-187 for 1,417 yards and 13 touchdowns ... also was second on the team with 228 yards rushing with a long of 32 ... also scored on a two-point conversion ... threw a touchdown pass, his first as a Lobo, against



Incarnate Word ... went 9-for-16 with a touchdown against Wisconsin, throwing for 79 yards ... nearly led a miracle comeback, throwing for 312 yards and four touchdowns against Liberty, mostly in the second half ... led UNM to a 50-14 win over UNLV by going 13-for-20 for 250 yards and four touchdowns ... was an efficient 6-for-9 passing for 114 yards against Air Force.

Junior College: Played one season at Mt. San Jacinto for Casey Mazzotta ... was 208 for 393 passing for 2,162 yards and 17 touchdowns ... also rushed for 345 yards and five touch-

downs ... had a magnificent game against L.A. Valley in a 47-33 win with 272 yards passing and five touchdowns with no interceptions and 68 yards rushing.

Tennessee: Played two seasons for coach Butch Jones, redshirting in 2015.

High School: Lettered at Rancho Verde High School for coach Pete Duffy ... threw for over 2,000 yards with 24 TDs as a senior ... led Rancho Verde to a 10-3 mark and the second round of the state playoffs ... played in the Semper Fidelis All-American Bowl ... rated a four-star recruit by ESPN, Rivals, 247 Sports and Scout, and he was named to the ESPN 300.

Personal: Majoring in Africaana Studies.

SHERIRON JONES CAREER STATISTICS

Year	GP	C-A-I	Yds	TD	Long	.PCT	Eff.	Att	Yards	TD	Long
2018	11	102-187-12	1417	13	79	.545	128.3	79	286	0	32
Totals	11	102-187-12	1417	13	79	.545	128.3	79	286	0	32

Career Highs: Completions - 15 vs. Fresno State, 10/20/18, 15 vs. Liberty 9/29/18; Attempts - 17 vs. Liberty 9/29/18; Yards - 312 vs. Liberty 9/29/18; Long - 79 vs. Liberty 9/29/18; TDs - 4 at UNLV, 10/6/2018, 4 vs. Liberty 9/29/18; Rushes - 12 vs. Boise State 11/16/18; Yards - 72 at UNLV, 10/6/18; Long - 32 vs. Liberty 9/29/18



47 DYLAN KELLY-ROMERO
KICKER
5-10 * 192 * SR * 150 RS
Los Lunas, N.M.
Los Lunas HS

2018 (Redshirt Junior Season): Saw action in the season opener, kicking off eight times with three touchbacks.

2017 (Junior Season): Redshirted.

High School: Lettered in football at Los Lunas High School ... was named to the 5A all-state team and also played in the state all-star game.

Personal: Full name is Dylan Kelly-Romero ... has graduated and is currently working on his MBA in liberal arts ... parents are Paul and Jacque Romero ... has two brothers, Ryan Romero (twin, 21) and Shawn Romero (19).



DYLAN KELLY-ROMERO CAREER STATISTICS

Year	GP	XP-XPA	FG-FGA	Lg	Blk	KOs	Yards	Avg	TB	TB%	OB
2018	1	0-0	0-0	--	--	8	485	60.6	3	37.5	1
Totals	1	0-0	0-0	--	--	8	485	60.6	3	37.5	1

Career Highs: Kickoffs - 8 vs. Incarnate Word, 9/1/18; Touchbacks - 3 vs. Incarnate Word, 9/1/18



18 JONAH LEYVA
WIDE RECEIVER
6-7 * 195 * SO * 15Q-RS
Carlsbad, N.M.
Carlsbad HS



2018 (Redshirt Freshman Season): Did not see action.

2017 (Freshman Season): Redshirted.

High School: Lettered in football at Carlsbad High School ... threw for 699 yards on 83-of-142 passing with three touchdowns ... also rushed for 334 yards and a touchdown ... served as his teams' punter, averaging 34.1 yards per kick.

Personal: Majoring in business.

on a 100-yard return against Texas A&M ... had a touchdown earlier in that game of 98 yards called back upon review, and had a 100-yard kickoff return called back against New Mexico State on a penalty well behind play ... had a 43-yard return against UNLV to open that game ... also recorded 14 tackles on defense, 13 solos with one pass breakup ... had a career-high three tackles against both Abilene Christian and New Mexico State.

2016 (Freshman Season):

Was originally slated to redshirt, but due to injuries at corner, he was pressed into service against Boise State ... while he has played corner at times, biggest contribution has been as a kickoff returner ... opened his return career with four returns for 160 yards, including a long of 51 as he earned Mountain West Special Teams Player of the Week ... returned a kickoff 93 yards for a touchdown against ULM, giving UNM a kickoff return for a touchdown in seven straight seasons ... reeled off a 48-yard return against Colorado State.

High School: Lettered in football at Cajon High School ... recorded 64 career tackles on varsity over two seasons plus one game ... had 46 tackles as a junior with five interceptions ... overall had seven career interceptions ... also played on offense, rushing for 196 yards as a senior with three touchdowns ... had 13 catches as a senior for 269 yards and four touchdowns after 14 catches for 135 yards and a touchdown as a junior ... was unreal as a kickoff returner, returning 13 kickoffs for five touchdowns and a 60.5 yard average ... also returned 12 kickoffs for a 32.1 yard average with a touchdown as a junior ... averaged 20.9 yards per punt return as a senior.

Personal: Full name is Elijah Marcel Lilly ... parents are Jerry Lilly and Monique Ware ... has two brothers, Tahjhay and Syrano, and six sisters, Jazmine, Amori, Liric, Justice, Emajea and Solana ... birthday is February 10, 1998 ... majoring in history.



3 ELIJAH LILLY
WIDE RECEIVER
6-0 * 159 * SR * 3L
San Bernardino, Calif.
Cajon HS

Academics: Mountain West All-Academic in 2016, 2017 and 2018.

2018 (Junior Season): Played in all 12 games, starting six at wide receiver in his first season as a receiver ... he tied for second on the team in receptions with 21, and he was second in receiving yards with 375 ... also rushed for 56 yards on eight carries, and he led UNM with 14 kickoff returns for an average of 17.6 yards per return ... also tied for the team lead with five receiving touchdowns ... caught at least one pass in each of the first three games of the season ... recorded his first offensive touchdown in the opener, catching a 51-yard touchdown right before halftime ... had a career-high four catches for 53 yards against New Mexico State ... had a career-long 74-yard catch for a touchdown against UNLV ... caught three passes in three different games, against Liberty, Colorado State and Utah State ... had a 23-yard touchdown catch against Colorado State ... ran his streak of games with a touchdown catch to three with a 16-yard touchdown against Fresno State ... had his season-long kickoff return of 40 yards in the opener against Incarnate Word.

2017 (Sophomore Season): Played in all 12 games, returning kickoffs and serving as a corner ... as a kickoff returner he averaged 23.6 yards per return on 31 returns ... scored a touchdown, his second career kickoff return touchdown,


ELIJAH LILLY CAREER STATISTICS

Year	GP	Rec	Yards	TD	Long	Att	Yards	TD	Long
2018	12	21	375	5	74	8	56	0	25
Totals	12	21	375	5	74	8	56	0	25

Career Highs: Receptions - 4 at New Mexico State, 9/15/18; Yards - 74 at UNLV, 10/6/18; TDs - 1, 5x last vs. Fresno State, 10/20/18; Long - 74 at UNLV, 10/6/18; Carries - 2 vs. Liberty, 9/29/18; 22 vs. Liberty, 9/29/18; Long - 25 vs. Liberty 9/29/18

Year	PR	Yards	Avg.	TD	Long	KOR	Yards	Avg.	TD	Long
2016	0	0	0.0	0	0	19	521	27.4	1	93
2017	0	0	0.0	0	0	31	731	23.6	1	100
2018	0	0	0.0	0	0	14	247	17.6	0	40
Totals	0	0	0.0	0	0	64	1499	23.4	2	100

Career Highs: Kickoff Returns - 6 at Wyoming 10/28/17; Yards - 181 at Texas A&M 11/11/17; Long - 100 at Texas A&M 11/11/17; TDs - 1 at Texas A&M 11/11/17, 1 vs. ULM 10/22/16.



7/BLAIR MANLY
CORNERBACK
6-1 * 208 * SR * 3L-RS
Albuquerque, N.M.
Cibola HS



8/DONTE MARTIN
CORNERBACK
5-10 * 180 * FR * RS
Oxnard, Calif.
Rio Mesa HS



Academics: A 2015-16, 2016-17 and 2017-18 Lobo Scholar-Athlete ... named Mountain West All-Academic in 2017 and 2018.

2018 (Redshirt Junior Season): Saw action in eight games, mostly on special teams ... recorded three tackles on the season, including a career-best two tackles against Incarnate Word.

2017 (Redshirt Sophomore Season): Saw action in all 12 games mostly on special teams ... recorded one tackle on the season, against UNLV.

2016 (Redshirt Freshman Season): Saw action in three games, recording a tackle against ULM.

2015 (Freshman Season): Redshirted.

High School: Lettered in football at Cibola High School in Albuquerque ... played for head coach Rod Williams ... earned all-state, all-district and all-metro honors ... was a dual threat at Cibola as both a defensive back and a receiver ... on defense as a senior, he helped Cibola to a 6-5 record, recording 35 tackles, picking off two passes (and returning them 67 total yards) and breaking up another nine ... that came on the heels of a junior season that saw him record 45 tackles and four takeaways (three interceptions and a fumble recovery) along with two pass break-ups ... as a senior he also caught 19 passes for 425 yards and seven touchdowns and rushed for 133 yards and a score ... all told as a senior he scored 56 points on seven touchdown catches, a touchdown run, an interception return for a touchdown, and a two-point conversion ... also returned kickoffs and punts as a junior and a senior ... was sometimes used on gadget plays to throw, going 3-for-4 in the last two seasons for 133 yards and a touchdown throwing ... also was outstanding in track, running in several relays along with the 400-meter.

Personal: His parents are John and Monica Manly ... has two sisters Bria and Brailee ... birthday is October 27, 1996 ... majoring in communications.

BLAIR MANLY CAREER STATISTICS

Year	GP	UA	Asst	Tcks	TFLs-Yds	Sks-Yds	PBU	INT-Yds	FF	FR-Yds
2016	3	0	1	1	0.0-0	0.0-0	0	0-0	0	0-0
2017	12	1	0	1	0.0-0	0.0-0	0	0-0	0	0-0
2018	8	3	0	3	0.0-0	0.0-0	0	0-0	0	0-0
Totals	23	4	1	5	0.0-0	0.0-0	0	0-0	0	0-0

Career Highs: Tackles - 2 vs. Incarnate Word, 9/1/18.



2018 (Freshman Season): Redshirted, but did see action in the final three games of the season.

High School: Lettered in football and track at Rio Mesa High School ... as a senior he caught 56 passes for 1,079 yards and 17 TDs, including an 88-yard in the state semifinals ... added 83 yards rushing with three more TDs ... also averaged 41.8 yards per kickoff return with two touchdowns, and he added a touchdown on an interception return ... had 38 tackles on defense with three

interceptions and 10 passes broken up ... runs the 60, 100 and 200-meter, and ran a personal-best of 21.95 in the 200 last year.

Personal: Full name is Donte Pierre Martin ... majoring in business administration.



10/KAMERON MILLER
SAFETY
6-2 * 197 * JR * 2L-RS
Las Cruces, N.M.
Las Cruces HS

2018 (Redshirt Sophomore Season): Played in all 12 games, earning time at both safety positions ... recorded 14 tackles on the season with 1.0 tackles for loss ... had a career-high five tackles twice, against Utah State and against Boise State ... also had a tackle for loss against Boise State ... had two tackles against UNLV and against Wyoming.

2017 (Redshirt Freshman Season): Played in all 12 games, mostly on special teams while getting some snaps at safety.

2016 (Freshman Season): Redshirted.

High School: Lettered at Las Cruces High School and coach Jim Miller in football ... also was a three-year letterman in baseball ... was named First team All-District for three seasons, and he was the 2013 Offensive Newcomer of the


KAMERON MILLER

Year ... was named Second Team All-State in 2015 and was a two-time MVP by NMPreps.com ... threw for 2,199 yards, completing 62.1% of his passes with 17 touchdowns and just three interceptions as a senior, leading Las Cruces to the state semifinals ... also ran for 1,542 yards and 26 touchdowns, averaging 128.5 yards per game on the ground with five 100-yard games ... threw for 1,960 yards and 20 touchdowns as a junior, completing 63.4% of his passes ... also rushed for 724 yards and five touchdowns with five 100-yard games ... sported career numbers of 6,069 yards with 63 touchdowns and a completion rate of 62% to go with 3,340 yards rushing and 36 touchdowns ... a four-time academic achievement winner (3.5 GPA or better) and took part in community service initiative such as reading at Las Cruces elementary schools and working with local veterans groups.

Personal: Full name is Kameron Kain Miller ... parents are Jim and Amy Miller ... has two sisters, Kaitlyn and Taylor ... date of birth is February 16, 1998 ... majoring in business.

BLAIR MANLY CAREER STATISTICS

Year	GP	UA	Asst	Tcks	TFLs-Yds	Sks-Yds	PBU	INT-Yds	FF	FR-Yds
2017	12	0	0	0	0.0-0	0.0-0	0	0-0	0	0-0
2018	12	9	5	14	1.0-1	0.0-0	0	0-0	0	0-0
Totals	24	9	5	14	1.0-1	0.0-0	0	0-0	0	0-0

Career Highs: Tackles - 5 vs. Boise State, 11/16/18, 5 at Utah State, 10/27/18; TFLs vs. Boise State, 11/16/18



91 JOHN MITCHELL

PUNTER

6-1 * 194 * 50 * 150-RS

Great Falls, Va.

Our Lady of Good Counsel

2018 (Redshirt Freshman Season): Did not see action.

2017 (Freshman Season): Redshirted.

High School: Lettered at Our Lady of Good Counsel, where he punted and served as the placekicker ... averaged 38.6 yards per punt as a senior on 35 punts, with a long of 53 yards ... had eight punts punted inside the 20 ... was 2-for-3 on field goals with a long of 35 ... went 24-for-29 on extra points.

Personal: Full name is John Michael Mitchell, but also goes by J.T. ... birthday is July 18, 1999 ... majoring in business and minoring in theater.



13 AARON MOLINA

WIDE RECEIVER

6-3 * 200 * SR * 1L-RS

Albuquerque, N.M.

College of the Canyons Valley HS



2018 (Senior Season): Earned a redshirt, but saw action in four games, catching four passes for 64 yards ... caught three passes for 49 yards, including a long of 33 yards, against Utah State ... had a catch of 15 yards against Boise State.

2017 (Junior Season): Saw action in all 12 games, catching two passes for 20 yards with a touchdown ... also recorded two tackles ... made his first UNM catch at Fresno State ... scored his first UNM touchdown on a 12-yard pass against Colorado State.

Junior College: Lettered at Mesa Community College ...played in 10 games as a sophomore, catching 23 passes for 485 yards and four touchdowns ... had a season-high five catches in the season opener against Phoenix College, going for 95 yards ... had three catches for 108 yards against Snow with two touchdowns, including an 87-yard score ... only catch in a rematch with Phoenix was a 54-yard touchdown ... only catch against Pima went for a career-long 95 yard touchdown ... played in nine games as a freshman, with 37 receptions for 553 yards and six touchdowns ... had five catches three different times, including against Snow when he had a career-high 142 yards receiving ... had a pair of touchdowns against Phoenix and New Mexico Military ... two touchdowns were part of a four-catch day.

High School: Lettered at Valley High School ... played in just seven games as a senior, catching 25 balls for 663 yards ... had a long reception of 87 yards ... as a junior he played in 11 games, catching 33 passes for 588 yards and seven touchdowns ... had a long of 59.

Personal: Majoring in business.

AARON MOLINA CAREER STATISTICS

Year	GP	Rec	Yards	TD	Long	Att	Yards	TD	Long
2017	12	2	20	1	12	0	0	0	0
2018	4	4	64	0	33	0	0	0	0
Totals	16	6	84	1	33	0	0	0	0

Career Highs: Receptions - 3 at Utah State, 10/27/18; Yards - 49 at Utah State, 10/27/18; Long - 33 at Utah State, 10/27/18; TDs - 1 vs. Colorado State 10/20/17



24 KENTRAIL MORAN
RUNNING BACK
5-9 * 203 * SO * IL-2RS
O'Fallon, Ill.
O'Fallon HS



2018 (Redshirt Sophomore Season): Did not play due to injury, earning a second medical redshirt.

2017 (Redshirt Freshman Season): Saw action in six games, rushing 14 times for 32 yards ... had a career-best 13 yards on just three carries against Abilene Christian ... had 10 yards against San Diego State.

2016 (Freshman Season): Redshirted.

High School: Lettered at O'Fallon

High School ... rated a three-star recruit by Rivals and 247 Sports ... rated by Rivals as one of the country's top-20 running backs, and 247 Sports rated him 17th ... rushed for 3,569 yards on 692 carries in his career with 27 rushing TDs ... rushed for 1,379 yards in nine games as a senior with 13 TDs and seven 100-yard games ... caught 65 career passes, with a long of 67, and completed two career passes ... named All-State and All-Metro East.

Personal: Full name is Kentrail Myriek Moran ... parents are Kenneth and Andrea Moran ... has three brothers, Tae, Keyon and Kenneth, and a sister, Tarnisha ... born on November 18, 1997 ... majoring in liberal arts.

KENTRAIL MORAN CAREER STATISTICS

Year	GP	Att	Yards	TD	Long	Rec	Yards	TD	Long
2017	6	14	32	0	10	0	0	0	0
Totals	6	14	32	0	10	0	0	0	0

Career Highs: Rushes - 4 at San Diego State 11/24/17, 4 at Wyoming, 10/28/17; Yards - 13 vs. Abilene Christian 9/2/17; Long - 10 vs. Abilene Christian 9/2/17.



78 JAVON MOSELY
OFFENSIVE LINE
6-7 * 317 * SR * IL
Fort Worth, Texas
Kilgore JC



2018 (Junior Season): Saw action in nine games, playing on both the field goal/PAT protection units along with left tackle ... saw action on 97 snaps, allowing no sacks or hits.

Junior College: Lettered for two seasons at Kilgore Junior College for coach Willie Golden.

High School: Lettered for Kilgore High School.

Personal: Full name is Javon Deandra Mosley ... is majoring in liberal arts.




99 DONAVAN MURPHREE
KICKER/PUNTER
6-2 * 175 * FR * RS
Ft. Collins, Colo.
Fossil Ridge HS

2018 (Freshman Season): Redshirted.

High School: Lettered in football and track at Fossil Ridge High School... was named First Team All-Conference kicker... named Second Team All-Conference wide receiver... placed 5th in the state in the 4x200m... placed fifth in conference in open 200m.

Personal: Hometown is Nunn, Colorado... parents are Mike and Susie Murphree... has one brother, Austin ... born on September 16, 1999... aspires to be a physical therapist... is majoring in exercise science.



54 LANGSTON MURRAY
DEFENSIVE LINE
6-2 * 310 * SO * TL-RS
Logansport, La.
Logansport HS

2018 (Redshirt Freshman Season):

Saw action in 10 games, recording 13 tackles and 1.0 tackles for loss, totaling 1 yard ... had a career-best three tackles against Liberty ... had two tackles and a TFL against UNLV ... recorded two tackles three other times, against Colorado State, Fresno State and Utah State.

2017 (Freshman Season): Redshirted.

High School: Lettered and started for three years at Logansport for



coach Kevin McGee ... named First Team All-State and First Team All-District ... helped Logansport to the Class 1A Louisiana State Championship in 2016, played in the Mercedes-Benz Superdome ... as a junior recorded 92 total tackles, 36 tackles for a loss and 7 sacks ... played on both sides of the line ... rushed for 40 yards as a Wildcat QB in the quarterfinal game of his senior year ... chose the Lobos over ULM and TCU.

Personal: Full name is Langston LaClark Murray ... his mother is Jamecia Murray and his grandmother is Patricia Murray ... his birthday is April 20, 1999 ... majoring in business.

LANGSTON MURRAY CAREER STATISTICS

Year	GP	UA	Asst	Tcks	TFLs-Yds	Sks-Yds	PBU	INT-Yds	FF	FR-Yds
2018	10	7	6	13	1.0-1	0.0-0	0	0-0	0	0-0
Totals	10	7	6	13	1.0-1	0.0-0	0	0-0	0	0-0

Career Highs: Tackles - 3 vs. Liberty, 9/29/18; TFLs - 1.0 at UNLV, 10/6/18



70 BRAD MURPHY
OFFENSIVE LINE
6-3 * 295 * SO * RS
Morgan Hill, Calif.
CC of San Francisco
Valley Christian HS

2018 (Sophomore Season): Redshirted.

Junior College: Lettered in football for one season at City College of San Francisco ... helped CCSF to an 8-3 season.

High School: Lettered in football at Valley Christian.

Personal: Full name is Bradley William Murphy ... majoring in criminology.





11 CEDRIC PATTERSON III
WIDE RECEIVER
5-11 * 168 * FR * RS
Crosby, Texas
Crosby HS

2018 (Freshman Season): Redshirted, but saw action in three games.

High School: Lettered in football and track at Crosby High School for coach Jeff Riorden ... caught 54 passes for 1,047 yards and 13 touchdowns as a senior ... averaged 116.3 yards receiving per game ... earned Area 21-5A All-District honors ... had a PR in track of 10.90 in the 100-meters in the Spring of 2017.

Personal: Majoring in psychology.



20-4 over the past two seasons, playing in all 24 games ... recorded 63 tackles in 2017, including 57 solos, with 3.0 TFLs for 10 yards, one sacks, one interception, one forced fumble and five pass breakups ... recorded 63 tackles as well in 2016, including 27 solos, with one sack, two forced fumbles, six pass breakups and five fumble recoveries ... returned a fumble 47 yards for a touchdown against Northeast Oklahoma A&M.

High School: Lettered at Aledo High School for coach Steve Wood ... team went 13-2 in 2015 ... named First Team All-District.

Personal: Is majoring in liberal arts

PATRICK PEEK CAREER STATISTICS

Year	GP	UA	Asst	Tcks	TFLs-Yds	Sks-Yds	PBU	INT-Yds	FF	FR-Yds
2018	12	16	9	25	1.0-3	0.0-0	0	0-0	1	0-0
Totals	12	16	9	25	1.0-3	0.0-0	0	0-0	1	0-0

Career Highs: Tackles - 7 at Utah State, 10/27/18; TFLs - 1.0 at Utah State, 10/17/18; Forced Fumbles - 1 at Utah State, 10/27/18




6 DE'JOHN ROGERS
CORNERBACK
5-10 * 177 * SR * IL
Paramus, N.J.
Monroe College
Paramus Catholic HS



2018 (Junior Season): Played in all 12 games, starting two ... recorded 26 tackles, one interception for 28 yards, and two pass breakups ... had a breakout game against New Mexico State in his first start, recording a season-high five tackles ... also had a pass breakup and recorded an interception that he returned 28 yards to the Aggie 6-yard line, setting up a score ... had four tackles in the opener against Incarnate Word and also against Boise State ... broke up a pass against Colorado State ... had a three-tackle game against San Diego State.

Junior College: Lettered two seasons at Monroe College ... as a sophomore he recorded 27 tackles, 1.5 TFLs for eight yards, 1.0 sacks for six yards, one fumble recovery, three interceptions and two pass breakups ... also returned 13 kickoffs for an average of 26.3 yards per return, including an 87-yard touchdown ... also had a non-scoring 79-yard return ... returned 17 punts for an average of 15.0 yards per return, including an 82-yard touchdown ... had a career-high five tackles as a sophomore against Lackawanna and Hudson Valley ... as a freshman had 19 tackles, 4.0 TFLs, one interception for 56 yards, three pass breakups, and one fumble recovery ... he was named All-NEFC as **both a defensive back and a**



3 PATRICK PEEK
SAFETY
5-11 * 205 * SR * IL
Ft. Worth, Texas
Trinity Valley JC
Aledo HS



2018 (Junior Season): Played in 12 games, recording 25 tackles, 1.0 tackles for loss for three yards, and one forced fumble ... recorded a career-high seven tackles against Utah State with a tackle for loss and a forced fumble ... followed that up with five tackles against San Diego State ... had a four-tackle game against UNLV ... had two tackles against Incarnate Word, Wisconsin and Wyoming.

Junior College: Played for Brad Smiley at Trinity Valley Junior College ... helped Trinity Valley go

return specialist.

High School: Played four years of football at Paramus Catholic High School ... also lettered in basketball ... named All-Division and All-Count for football.

Personal: Is majoring in liberal arts.

DE'JOHN ROGERS CAREER STATISTICS

Year	GP	UA	Asst	Tcks	TFLs-Yds	Sks-Yds	PBU	INT-Yds	FF	FR-Yds
2018	12	19	7	26	0.0-0	0.0-0	2	1-28	0	0-0
Totals	12	19	7	26	0.0-0	0.0-0	2	1-28	0	0-0

Career Highs: Tackles - 5 at New Mexico State, 9/15/18; Passes Defended - 1 at Colorado State, 10/13/18, 1 at New Mexico State, 9/15/18; Interceptions - 1 at New Mexico State, 9/15/18;

Year	PR	Yards	Avg.	TD	Long	KOR	Yards	Avg.	TD	Long
2018	0	0	0.0	0	0	2	33	16.5	0	19
Totals	0	0	0.0	0	0	2	33	16.5	0	19

Career Highs: Kickoff Returns - 2 at Utah State, 10/27/18; Kickoff Return Yards - 33 at Utah State, 10/27/18.



50 TETON SALTES
OFFENSIVE LINE
6-6 * 284 * JR * 2L-RS
Albuquerque, N.M.
Valley HS



Academics/Non-Football: A 2016-17 and 2017-18 Lobo Scholar-Athlete ... a 2017-18 Mountain West All-Academic selection ... an extremely well-rounded individual who is self-taught in several musical instruments (guitar, piano and saxophone) ... spends each summer traveling to the Pine Ridge Indian Reservation in South Dakota to take part in the Ogala Lakota ceremony ... spent part of the spring in Washington D.C. with the Save the Children Advocacy Network, speaking on behalf of children and indigenous people to

members of congress.

2018 (Redshirt Sophomore Season): Saw action and started in all 12 games at right tackle ... tied for the team lead in snaps among offensive linemen with 806 ... recorded a 96.7% pass blocking efficiency rating ... according to Pro Football

Focus, Saltes was one of UNM's top blockers with high grades both in pass blocking and run blocking.

2017 (Redshirt Freshman Season): Saw action in four games before an injury ended his season ... switched from defensive line to offensive line a week before the season opener and was one of UNM's top linemen when he was lost for the year ... started at right tackle against Air Force and Fresno State, and played the majority of the game at tackle against Tulsa.


2016 (Freshman Season): Redshirted.

High School: Lettered at Valley High School and coach Enrico Marcelli ... also lettered in basketball and track (100m, 200m, 400m, shot put and discus) ... named Second Team 6A All-State for defensive line ... won a state title in basketball as a sophomore

Personal: His parents are Fontaine Saltes and Laticia DeCory, and his stepdad is Eric Sampson ... his great uncle is former NBA star World B. Free ... has two brothers Eric and Adonis, and he has a sister, Felicia ... father played basketball at Weber State and mother played basketball at BYU and ran track at Utah State ... majoring in political science.



84 TRENT SELLERS
DEFENSIVE LINE
6-3 * 271 * SR * 15Q
Fayetteville, Ga.
Coffeyville CC/Georgia Tech/Sandy Creek HS



2018 (Junior Season): Did not play due to injury.

Junior College: Played for Aaron Flores at Coffeyville Community College ... played in 11 games, recording 40 tackles including 8.5 tackles for a loss with two forced fumbles ... named Honorable Mention All-Kansas Jayhawk Community College Conference.

Georgia Tech: Spent two seasons at Georgia Tech, redshirting in 2015.

High School: Lettered at Sandy Creek

High School for coach Chip Walker, playing varsity all four seasons ... as a senior he was a team captain as well as being named first team all-region and honorable mention all-state ... played in the Florida/Georgia All-Star Game ... recorded 81 tackles, 8.5 sacks and 29 hurries as a senior.

Personal: Full name is Trenton Sellers ... is majoring in business administration.



94 ANDREW SHELLEY
KICKER
6-7 * 185 * 50 * 1L-RS
Albuquerque, N.M.
Eldorado HS



Academics: 2018 Mountain West All-Academic selection.

2018 (Redshirt Freshman Season): Won starting kicker job out of camp, and kicked in all 12 games, going 34-for-39 on extra points and 7-for-8 on field goals ... made his first six collegiate field goals, including a career-long 53 yarder at Utah State ... banged him a 43-yard kick in the second quarter against UNLV the week after he was officially placed on scholarship ... also hit from 41 against San Diego State.

2017 (Freshman Season): Redshirted.

High School: Lettered in football at Eldorado for coach Charlie Dotson ... kicked a 38-yard walk-off field goal at Las Cruces to lead Eldorado to a 44-42 win and send the Eagles to the state title game.

Personal: Full name is Andrew Desmond Shelley ... birthday is February 17, 1999 ... majoring in mechanical engineering.

ANDREW SHELLEY CAREER STATISTICS

Year	GP	XP-XPA	FG-FGA	Lg	Blk	KOs	Yards	Avg	TB	TB%	OB
2018	12	34-39	7-8	53	0	0	0	---	0	--	0
Totals	12	34-39	7-8	53	0	0	0	---	0	--	0

Career Highs: Field Goals - 1, 7x last vs. Wyoming, 11/24/18; Attempts - 1, 8x last vs. Wyoming, 11/24/18; Long - 53 at Utah State, 10/27/18; Extra Points - 8 vs. Incarnate Word, 9/1/18; Extra Point Attempts - 9 vs. Incarnate Word, 9/1/18



46 BRANDON SHOOK
LINEBACKER
6-2 * 231 * JR * 1L-RS
Simi Valley, Calif.
College of the Canyons
Westlake HS

Academics: 2018 Mountain West All-Academic selection.

2018 (Redshirt Sophomore Season): Played in all 12 games, recording 40 tackles, 3.5 tackles for loss for 26 yards, 2.0 sacks for 17 yards, and two forced fumbles ... recorded a career-high 14 tackles, the most by a Lobo in 2018, against Boise State, adding a sack for eight yards in that game ... recorded three tackles, a tackle for loss and a forced fumble in his first Lobo game, against Incarnate Word ... had two tackles, a sack and a forced fumble in 50-14 win over UNLV ... had seven tackles including a half-tackle for loss against Air Force ... finished the year off with a five-tackle game against Wyoming.



2017 (Sophomore Season): Redshirted.

Junior College: Lettered for one season at College of the Canyons for coach Ted Iacenda ... played linebacker, seeing action in all 11 games for the 5-6 Cougars ... recorded 32 tackles, good for a tie for eighth on the team ... had 8.5 tackles for losses totaling 31 yards, 5.0 sacks for 23 yards, two passes broken up, a fumble recovery and a blocked kick ... recovered a blocked punt for a 16-yard touchdown.

High School: Lettered at Westlake High School for coach Tony Henney ... a two-time All-CIF performer

... recorded 102 tackles as a senior with 21.0 tackles for loss ... also added 13.0 sacks, one pass broken up, two forced fumbles and a blocked punt ... recorded 70 tackles as a junior with 5.0 tackles for loss ... added 4.0 sacks, two forced fumbles and two fumble recoveries.

Personal: His full name Brandon Alan Shook ... his parents are Alan and Christa Shook ... has two brothers, Tyler and Trevor ... birthday is December 14, 1997 ... majoring in criminology.

BRANDON SHOOK CAREER STATISTICS

Year	GP	UA	Asst	Tcks	TFLs-Yds	Sks-Yds	PBU	INT-Yds	FF	FR-Yds
2018	12	24	16	40	3.5-26	2.0-17	0	0-0	2	0-0
Totals	12	24	16	40	3.5-26	2.0-17	0	0-0	2	0-0

Career Highs: Tackles - 14 vs. Boise State, 11/16/18; TFLs - 1.0 vs. Boise State 11/16/18, 1.0 at UNLV, 10/6/18, 1.0 vs. Incarnate Word, 9/1/18; Sacks - 1.0 at UNLV, 10/6/18; Forced Fumbles - 1 at UNLV, 10/6/18, 1 vs. Incarnate Word, 9/1/18



80 ANU SOMOYE
WIDE RECEIVER
6-2 * 195 * SR * 3L-RS
Houston, Texas
Alief Taylor HS

2018 (Redshirt Junior Season): Played in all 12 games, recording seven catches for 104 yards and a touchdown ... had a pair of catches in three different games ... had two catches for 34 yards, including a touchdown in the opener against Incarnate Word ... had two catches against Liberty, including a season-long 31 yarder ... also had two catches for 15 yards against Utah State ... had a single catch for 19 yards against Wyoming.

2017 (Redshirt Sophomore Season): Played in all 12 games as a receiver and gunner on punt coverage ... recorded a pair of tackles on the season.

2016 (Redshirt Freshman Season): Played in all 13 games, catching two passes for 37 yards and a touchdown ... had his first career catch against Rutgers, for 25 yards ... caught a touchdown of 12 yards against Boise State.

2015 (Freshman Season): Redshirted.

High School: Lettered in football at Alief Taylor High School for coach Jody J.D. Jordan ... had a terrific senior campaign with a team leading 57 catches, over half of his teams' 102 completions ... those 57 catches went for 1,119 yards and 15 touchdowns ... had a long of 70 yards ... also rushed three times and scored a rushing touchdown ... caught 21 passes as a junior for 402 yards ... had a long of 65 yards and caught three touchdowns ... was a Houston Chronicle Top-100 selection ... named First Team All-Greater Houston.

Personal: His full name is Anuolowapo Ife-Oluwa Olumide Aremyen Somoye ... his parents are Henry and Pat ... has two brothers, David and Tomi, and a sister Rachael ... birthday is December 22, 1996 ... majoring in business administration.

ANU SOMOYE CAREER STATISTICS

Year	GP	Rec	Yards	TD	Long	Att	Yards	TD	Long
2016	13	2	37	1	25	0	0	0	0
2017	12	0	0	0	0	0	0	0	0
2018	12	7	104	1	31	0	0	0	0
Totals	12	2	37	1	25	0	0	0	0

Career Highs: Receptions - 2 at Utah State, 10/27/18, 2 vs. Liberty 9/29/18; 2 vs. Incarnate Word, 9/1/18; Yards - 36 vs. Liberty, 9/29/18; TDs - 1 vs. Incarnate Word, 9/1/18, 1 vs. Boise State 10/7/16; Long - 31 vs. Liberty, 9/29/18



95 ADEBAYO SOREMEKUN
DEFENSIVE LINE
6-2 * 298 * SR * TL
Los Angeles, Calif.
Long Beach City College
Dorsey HS

2018 (Junior Season): Saw action in 10 games, recording 13 tackles, 4.5 tackles for loss for 17 yards, two sacks for six yards, a team-best three fumble recoveries, one forced fumble and a touchdown ... had a career-high four tackles and a forced fumble against Air Force ... had a superb game against San Diego State, recording a sack and two fumble recoveries ... he returned a fumble 44 yards for a touchdown ... had three tackles against Utah State and three against Colorado State ... also recovered a fumble against Utah State.

Junior College: Lettered in football for two seasons at Long Beach City College for coach Brett Peabody ... as a sophomore recorded 45 tackles and 9.5 sacks, 16.5 TFLs and two fumble recoveries ... as a freshmen recorded 37 tackles and 5.5 sacks, 10.0 TFLs and a forced fumble ... earned First Team All-SFCA honors as a sophomore, and he was also conference defensive player of the week.

High School: Lettered in football and track at Dorsey High School ... won the CIF L.A. City Section shot put title.

Personal: Majoring in liberal arts.



ADEBAYO SOREMEKUN CAREER STATISTICS

Year	GP	UA	Asst	Tcks	TFLs-Yds	Sks-Yds	PBU	INT-Yds	FF	FR-Yds
2018	10	8	5	13	4.5-17	2.0-6	0	0-0	1	3-44
Totals	10	8	5	13	4.5-17	2.0-6	0	0-0	1	3-44

Career Highs: Tackles - 4 at Air Force, 11/10/18; TFLs - 2.0 at Utah State, 10/27/18; Sacks - 1.0 vs. San Diego State, 11/3/18, 1.0 at Utah State, 10/27/18; Forced Fumbles - 1 at Air Force, 11/10/18; Fumble Recoveries - 2 vs. San Diego State, 11/3/18



64 KYLE STAPLEY
OFFENSIVE LINE
6-3 * 307 * JR * IL
Morgan, Utah
Snow College
Morgan HS

2018 (Sophomore Season): Started and played in all 12 games as the starting center ... led the Lobos with 812 snaps ... recorded a 99.1% snap efficiency, hitting 808 of 812 snaps ... had a pass blocking efficiency of 97.5% ... was UNM's lone regular offensive lineman to not record a penalty.

Junior College: Spent two seasons at Snow College for coach Paul Peterson ... redshirted in 2016 and lettered in 2017 ... blocked for a team that averaged 452.4 yards of offense, averaging 37.2 points per game ... stapley helped block for NJCAA All-America running back D'Arman Notoa ... led Snow to the El Toro Bowl and a No. 6 national ranking

High School: Lettered at Morgan High School for coach Kovi Christensen ... a two-time all-conference lineman who graduated in 2014 ... named to the Utah 3A All-State team.

Personal: Served an LDS Mission ... majoring in business administration.



KYLE STAPLEY
OFFENSIVE LINE | #64

NEW MEXICO LOBOS



JARRED SYLVESTER
OFFENSIVE LINE | #76

High School: Lettered at Clayton High School for coach Marvin Tucker and Ron Hoolahan ... earned First Team Tri-County Conference at both offensive line and defensive line ... named Second Team NJ Group 1 at offensive line ... named South Jersey Playoff Player of the First Round in Group 1 ... his team went 13-2 in 2015 and he was named All-District

Personal: Majoring in liberal arts.



16 TEVAKA SALANOA-TUIOTI
QUARTERBACK
6-2 * 210 * SO * IL-2RS
Long Beach, Calif.
La Mirada HS

Academics: A 2016-17 and 2017-18 Lobo Scholar-Athlete ... named a 2017 Mountain West All-Academic selection.

2018 (Redshirt Sophomore Season): Earned a medical redshirt, but saw action in three games, all starts before suffering a season-ending injury against Liberty ... was 24-for-43 passing for 439 yards and five touchdowns with a long of 69 ... picked up a win in the season opener against Incarnate Word, throwing for 327 yards, going 13-for-21 passing with four touchdowns and a long of 69 yards ... also rushed 11 times for



TEVAKA TUIOTI
QUARTERBACK | #8

NEW MEXICO LOBOS



76 JARRED SYLVESTER
OFFENSIVE LINE
6-5 * 309 * SR * IL
Clayton, N.J.
Dodge City CC
Clayton HS

2018 (Junior Season): Played in all 12 games and started the final six at left tackle ... saw action for 338 snaps ... recorded a 96.7% pass blocking efficiency ... also played on the field goal unit.

Junior College: Played one year for Gary Thomas at Dodge City Community College ... named GridironRR.com Second Team All-America ... named First Team All-KJCCC ... top voted offensive lineman in the KJCCC

Pace University: Played one season for Andrew Rondeau at Pace University ... played in nine games as a true freshman and was named to the NEC-10 All-Rookie Team ... also named to the ECAC All-Star Team ... helped Pace to finish fifth in the conference in rushing and allow nine fewer sacks than the year previous.

54 yards and a touchdown ... drove UNM to a touchdown on the opening drive at Wisconsin, becoming the first quarterback to do that against the Badgers in four seasons, but left that game in the second quarter after an injury ... was 5-for-8 passing for 55 yards and a touchdown against Wisconsin ... returned for the contest with Liberty, throwing for 57 yards before suffering a broken collar bone that ended his season.

2017 (Redshirt Freshman Season): Saw action in eight games with one start ... went 57-for-118 passing with four touchdowns, throwing for 705 yards ... also rushed for 142 yards on 28 carries with a touchdown ... saw his first extended action, coming in with UNM down 25 points and he led UNM to a near miracle comeback against New Mexico State, going 10-for-19 for 151 yards and two touchdowns ... also threw for a two-point conversion as well ... came in in relief against Fresno State and had a career-high 200 yards on 13-of-24 passing ... threw for 84 yards with a touchdown in another near comeback against Colorado State ... threw for 47 yards in his only start, against Wyoming ... ended the season by throwing for 156 yards on 10-for-20 and a touchdown against San Diego State.

2016 (Freshman Season): Redshirted.

High School: Lettered at La Mirada High School and coach Mike Moschetti ... multi-threat option for La Mirada, playing quarterback, receiver and punter while serving as a kick returner and punt returner ... was Named Daily News First Team All-Area.

Personal: Full name is Tevakatogia Salanoa-Tuioti ... parents are Faafoi and Jackie Tuioti ... has four brothers, Jacob, Juijan, Navy and Lawrence, and two sisters, Tuki and Hia ... birthday is August 21, 1998 ... majoring in general engineering.

TEVAKA TUIOTI CAREER STATISTICS

Year	GP	C-A-I	Yds	TD	Long	.PCT	Eff.	Att	Yards	TD	Long
2017	8	57-118-6	705	4	62	.483	99.5	28	142	1	34
2018	3	24-43-2	439	5	69	.558	170.6	15	100	1	28
Totals	11	81-161-8	1144	9	69	.503	118.5	43	242	2	34

Career Highs: Completions - 13 vs. Incarnate Word, 9/1/2018, 13 at Fresno State 10/14/17; Attempts - 24 at Fresno State 10/14/17; Yards - 327 vs. Incarnate Word, 9/1/2018; Long - 69 vs. Incarnate Word, 9/1/2018; TDs - 4 vs. Incarnate Word, 9/1/2018; Rushes - 11 vs. Incarnate Word, 9/1/2018; Yards - 62 vs. Colorado State 10/20/17; Long - 34 vs. Utah State 11/4/17; TDs - 1 vs. Incarnate Word, 9/1/2018, 1 vs. Utah State 11/4/17.



7 ANSELEM UMEH
WIDE RECEIVER
5-11 *181 *FR *RS
Bellflower, Calif.
St. John Bosco HS

New Mexico: A top prep receiver with solid hands ... a 2016-17 and 2017-18 Lobo Scholar-Athlete ... a 2017 and 2018 Mountain West All-Academic selection.

2018 (Redshirt Sophomore Season): Saw action in 11 games, recording 16 receptions for 316 yards and two touchdowns, with a long of 56 yards ... among receivers that lettered, he led the team with a 28.7 yard per catch ... had a career-high three receptions for 77 yards against Air Force, including one catch for a career-long 56 yards ... recorded touchdowns against San Diego State (12 yards) and UNLV (26 yards) ... had two catches in five different games, against Incarnate Word, Wisconsin, New Mexico State, Colorado State and Fresno State.

2017 (Redshirt Freshman Season): Saw action in 10 games, catching three passes for 59 yards ... his first career catch went for a 14-yard touchdown against Boise State on ESPN ... had a pair of catches against Fresno State, in-

cluding a career-long 23 yard catch.

2016 (Freshman Season): Redshirted.

High School: Lettered at St. John Bosco High School ... caught 28 passes as a senior for 540 yards and five touchdowns as a senior ... had a long of 49 yards as he averaged 19.3 yards per catch ... caught 29 passes as a junior for 536 yards and four touchdowns.

Personal: Parents are Cyprian and Peace Umeh ... has a brother, Osborn, and three sisters, Nelly, Lovet and Joy ... birthday is December 12, 1997 ... majoring in nursing.



ANSELEM UMEH CAREER STATISTICS

Year	GP	Rec	Yards	TD	Long	Att	Yards	TD	Long
2017	10	3	59	1	23	0	0	0	0
2018	11	16	316	2	56	0	0	0	0
Totals	10	3	59	1	23	0	0	0	0

Career Highs: Receptions - 3 at Air Force, 11/10/2018; Yards - 77 at Air Force, 11/10/2018; TDs - 1 vs. San Diego State, 11/3/2018, 1 at UNLV, 10/6/2018, 1 at Boise State 9/14/17; Long - 52 at Colorado State, 10/13/2018



30 ALEXANDER "MOANA" VAINIKOLO
LINEBACKER
6-0 *246 *SR *IL
Kinei, Haw.
Mt. San Antonio JC
Maui HS



2018 (Junior Season): Played in 12 games, recording 35 tackles, 2.0 tackles for loss for seven yards, one sack for five yards and one forced fumble ... recorded a career-high nine tackles against New Mexico State in a 42-25 win ... had seven tackles against Fresno State ... recorded a sack for five yards against San Diego State, which also forced a fumble ... had five tackles against Wyoming ... also added four tackles against Utah State ... had a tackle for a loss against Boise State.

Junior College: Lettered for two

seasons at Mt. San Antonio Junior College ... recorded 45 tackles as a sophomore with 5.5 tackles for loss and two forced fumbles ... had a season-high eight tackles with two tackles for loss and two forced fumbles ... added seven tackles with a half-tackle for loss against Long Beach ... had six tackles against Riverside ... as a freshman he recorded 14 tackles with 2.0 sacks.

High School: Lettered in football and track and field at Maui High School ... teamed with his brother Atunasia "Leka" Vainikolo.

Personal: Majoring in liberal arts.

ALEXANDER VAINIKOLO CAREER STATISTICS

Year	GP	UA	Asst	Tcks	TFLs-Yds	Sks-Yds	PBU	INT-Yds	FF	FR-Yds
2018	12	15	20	35	2.0-7	1.0-5	0	0-0	1	0-0
Totals	12	15	20	35	2.0-7	1.0-5	0	0-0	1	0-0

Career Highs: Tackles - 9 at New Mexico State, 9/15/2018; TFLs - 1.0 vs. Boise State, 11/16/2018, 1/0 vs. San Diego State, 11/3/2018; Sacks - 1.0 vs. San Diego State, 11/3/18; Forced Fumbles - 1 vs. San Diego State, 11/3/18



31 THOMAS VIEIRA
WIDE RECEIVER
5-10 * 182 * SR * 2L-SQ-RS
Albuquerque, N.M.
La Cueva HS



2018 (Redshirt Junior Season): Played in all 12 games ... saw action both on special teams and as a slot receiver.

2017 (Redshirt Sophomore Season): Saw action, mostly on special teams, over the teams' final four games ... had a key moment to save a possession when he recovered a UNM fumbled punt against UNLV.

2016 (Redshirt Freshman Season): Did not see any game action.

2015 (Freshman Season): Redshirted.

High School: Lettered in football at La Cueva ... was named Second Team All-State as a linebacker in 2014 ... was named the NM Preps Combine Underclassman MVP in 2013.

Personal: Full name is Thomas Anthony Vieira ... parents are Walt and Laura Vieira ... has a sister Valerie ... birthday is June 23, 1997 ... majoring in business.



36 XAVIER VIGIL
LINEBACKER
5-11 * 231 * SO * 1SQ-RS
Santa Fe, N.M.
St. Michael's HS



2018 (Redshirt Freshman Season): Did not see any action.

2017 (Freshman Season): Red-shirt.

High School: Lettered in football and wrestling at St. Michael's High School ... named First Team All-State 4A by the NMHSCA at both running back and linebacker ... suffered a season ending injury during his teams' state playoff win over Moriarty ... was also a two-time state wrestling champ and two-time All-America.

Personal: Majoring in exercise science.



5 DAEVON VIGILANT
RUNNING BACK
5-9 * 190 * FR * 2RS
Compton, Calif.
Downey HS



Academics: A 2016-17 and 2017-18 Lobo Scholar-Athlete.

2018 (Double Redshirt Freshman Season): Played in 10 games, tying for the fourth-most rushing yards on the team with 185 yards on 43 carries, with two touchdowns with a long of 24 yards ... also caught three passes for 31 yards with a long 24 yards ... rushed for a career-best 67 yards and a touchdown on just 12 carries against Air Force ... had a career-long run of 24 yards ... caught a career-best two passes against Utah State for 27 yards ... rushed for 45 yards against San Diego State ...

had 23 yards and a touchdown against Boise State on just seven

2017 (Redshirt Freshman Season): Played one game, the season opener, before suffering a season-ending injury ... rushed four times for three yards against Abilene Christian.

2016 (Freshman Season): Redshirted.

High School: Lettered at Downey High School for coach Jack Williams ... named Offensive MVP of the San Gabriel Valley League ... also named All-CIF and was named Second Team All-State ... named to the California Dream Team ... rushed for 1,201 yards in 10 games as a senior, a 120.1 yards per game average ... scored 13 rushing touchdowns and had five 100-yard games ... added eight catches for 156 yards ... as a junior, rushed for 1,873 yards in 14 games, a 133.8 yards per game average ... averaged 8.8 yards per carry as a junior and scored 12 touchdowns and he had 11 100-yard games ... also caught 12 passes for 193 yards.

Personal: Full name is Daevon Tristan Vigilant ... parents are Sherman Vigilant and Shawna Stevens ... has a brother, Donovan ... birthday is January 2, 1998 ... majoring in mass communications and minoring in business.180

DAEVON VIGILANT CAREER STATISTICS

Year	GP	Att	Yards	TD	Long	Rec	Yards	TD	Long
2017	1	4	3	0	3	0	0	0	0
Totals	6	14	32	0	10	0	0	0	0

Career Highs: Rushes - 4 at San Diego State 11/24/17, 4 at Wyoming, 10/28/17; Yards - 13 vs. Abilene Christian 9/2/17; Long - 10 vs. Abilene Christian 9/2/17.



20 REECE WILKINSON
WIDE RECEIVER
5-8 *180 *FR *RS
Albuquerque, N.M.
La Cueva HS



2018 (Freshman Season): Redshirted.

High School: Lettered in football at La Cueva High School under Brandon Back ... caught 76 passes for 1,223 yards, an average of 16.1 yards per reception, scoring 17 touchdowns as a senior ... also scored two rushing touchdowns, rushing for 341 yards ... was named Second Team All-State by the NMAA ... was named first team all-conference ... caught 39 passes as a junior for 609 yards and a touchdown.

Personal: Is majoring in business administration.



88 MARCUS WILLIAMS
TIGHT END
6-3 *215 *JR *1L
Rio Rancho, N.M.
Cleveland HS



2018 (Sophomore Season): Led all Lobo tight ends with 13 receptions for 138 yards and three touchdowns ... caught a career-high three passes for 32 yards with a touchdown against Liberty ... his first two catches of the season went for touchdowns of 33 and 10 yards against Incarnate Word ... had two catches against Wisconsin and two against Utah State.

2017 (Freshman Season): Played in all 12 games, catching one pass for 27 yards ... had his lone reception against Colorado State.

High School: Lettered at Cleveland High School for

coach Heath Ridenour ... caught a team-best 56 passes for a team-high 967 yards and 13 touchdowns as a senior ... recorded 55 tackles as a defensive back with six interceptions for 142 yards ... caught a team-best 35 passes for a team-high 639 yards and nine touchdowns as a junior ... recorded 39 tackles as a defensive back with 4.0 tackles for loss with two interceptions ... started for the 2015 New Mexico State Champions.

Personal: Full name is Marcus Nathaniel Williams ... parents are Michael and Diedra Williams ... has a brother, Michael, and a sister, Courtney ... his birthday is March 25, 1998 ... majoring in business management.

MARCUS WILLIAMS CAREER STATISTICS

Year	GP	Rec	Yards	TD	Long	Att	Yards	TD	Long
2017	12	1	27	0	27	0	0	0	0
2018	10	13	138	3	33	0	0	0	0
Totals	22	14	165	3	33	0	0	0	0


Career Highs: Receptions - 3 vs. Liberty, 9/29/2018; Yards - 43 vs. Incarnate Word, 9/1/2018; TDs - 2 vs. Incarnate Word, 9/29/2018; Long - 33 vs. Incarnate Word, 9/29/2018.



67 HAYDEN WILSON
OFFENSIVE LINE
6-5 * 295 * 50 * 150 RS
Rio Rancho, N.M.
Cleveland HS



45 JOSH WOISIN
LINEBACKER
5-10 * 215 * 50 * 150 RS
Albuquerque, N.M.
La Cueva HS



2018 (Redshirt Freshman Season): Did not see action.

2017 (Freshman Season): Redshirted.

High School: x in football at Cleveland High School ... was a part of Cleveland's 2015 state championship team ... named First Team All-State at offensive line by the NMHSCA.

Personal: His birthday is October 9, 1998 ... majoring in business



2018 (Redshirt Freshman Season): Did not see any action.

2017 (Freshman Season): Redshirted.

High School: Lettered in football at La Cueva High School ... rushed for 1,700 yards on 152 carries with 15 touchdowns as a senior at La Cueva ... averaged 98.2 yards per game and had three 100-yard games ... also added five catches for 40 yards with a touchdown ... won a state title at 195 lbs. in wrestling as a senior

Personal: Full name is Joshua Williams Woisin ... his birthday is February 22, 1999 ... majoring in liberal arts.



26 NIC WILSON
CORNERBACK
5-10 * 182 * FR * RS
San Bernardino, Calif.
Cajon HS



71 DAVID ZAVALA
OFFENSIVE LINE
6-2 * 305 * SR * 150
Lakewood, Calif.
Cerritos College/Nevada
Lakewood HS



2018 (Freshman Season): Redshirted.

High School: Participated in Track and Football at Cajon High School... won the Citrus Belt League title in 2016... was named first-team All-Citrus Belt League... was a scholar athlete from 2015 -2017.

Personal: Full name is Nicolas Freddrick-Lee Wilson... parents are Kelly Smith and Stan Wilson... has one sibling, Brooklyn Wilson (19)... hometown in San Bernardino, C.A...majoring in psychology.



2018 (Junior Season): Saw action in one game, playing against UNLV.

Junior College: Played one season at Cerritos College for coach Frank Mazzotta ... named unanimous First Team All-National Division Northern League honors as a sophomore, playing in 10 games ... went 25-7 and was named a junior college all-America in wrestling, placing fourth at the CCCAA state championships ... named a scholar all-America honors.

University of Nevada: Redshirted at Nevada.

High School: Lettered at Lakewood High School and coach Jimmy Nolan ... named First Team offensive lineman from the Long Beach Press-Telegram ... was named Moore League Offensive Lineman of the Year in 2014 ... earned First Team All-Moore League in 2013 and 2014 ... was a heavyweight wrestler at Lakewood ... inducted into the Lakewood Hall of Fame in both football and wrestling.

**21 CHAD ALEXANDER****RB / 5-6 / 164 / FR / HS****New Orleans, La. | Landry-Walker HS****HIGH SCHOOL**

*Lettered in football at Landry-Walker High School for coach Emanuel Powell, and also lettered in track.
 *Rushed for 1,084 yards on 118 carries with 17 rushing touchdowns as a senior for Landry-Walker.

*Also had a 70-yard kickoff return for a touchdown.

*Scored double-digit touchdowns as a junior.

*Helped win a 5A state title as a sophomore in 2016.

**15 LETAYVEON BEATON****DB / 5-10 / 204 / JR / JC****St. Petersburg, Fla. | Hutchinson CC/
Boca Ciega HS****JUNIOR COLLEGE**

*Lettered at Hutchinson Community College for coach Rion Rhodes.

*As a sophomore he recorded five interceptions, 12 pass breakups and 39 tackles.

*Recorded 53 yards in returns on his five interceptions, and he added 2.5 TFLs.

*Earned Honorable Mention All-KJCAA honors in helping Hutchinson to a top-10 ranking.

HIGH SCHOOL

*Lettered at Boca Ciega High School for coach Max Smith.

*Over his final two seasons he recorded 115 tackles, two interceptions (returning one for a touchdown), and he also played on offense, scoring three rushing touchdowns and one receiving touchdown

*Averaged 28.9 yards per kickoff return.

**73 CADE BRIGGS****OL / 6-3 / 275 / FR / HS****Las Vegas, Nev. | Bishop Gorman HS****HIGH SCHOOL**

*Lettered in football at Bishop Gorman HS for coach Kenny Sanchez.

*Named second team All-Southwest League as a guard in 2018.

*Won a state title in all four seasons, including 2018, ending the season on a 10-game winning streak.

*Helped Bishop Gorman rush for 523 yards on 52 carries in the state title game, scoring eight rushing touchdowns.

**10 ERIC CUFFEE, JR.****DB / 6-0 / 190 / JR / JC****Waco, Texas | Trinity Valley CC/Texas/
Waco HS****JUNIOR COLLEGE/TEXAS**

*Originally played for the Texas Longhorns from 2016-17, redshirting in 2016.

*Lettered one season at Trinity Valley for coach She-

rard Poteete.

*Saw action in 10 games with 13 tackles and a pass breakups.

HIGH SCHOOL

*Lettered in football at Waco HS for coach Marty Herbst.

*Named all-state as a senior, and he was a three-time all-district selection.

*Participated in the 2016 Under Armour All-America game.

*Was rated among the top 125 defensive backs out of high school by ESPN.

*Also competed in the 100m, 200m, 4x100m and 4x200m at Waco High School.

**92 OMAR DARAME****DL / 6-3 / 243 / FR / HS****Arlington, Texas | Sam Houston HS****HIGH SCHOOL**

*Lettered in football at Arlington High School for coach Anthony Criss.

*Recorded 124 tackles with 10 for loss.

*Also recorded a forced fumble, a fumble recovery and

an interception.

*Also competed in track at Sam Houston, including the shot put.

**27 NICK FOSTER****WR / 6-0 / 186 / SO / JC****Orinda, Calif. | Santa Barbara CC/Mira-
monte HS****JUNIOR COLLEGE**

*Attended Santa Barbara City College, redshirting in 2017 and lettering in 2018 under coach Craig Moropoulos.

*Caught 36 passes for 497 yards and four touchdowns as a redshirt freshman.

*Was named First Team All-State and First Team All-Pacific League.

*Was SBCC's offensive MVP, and he was named to the Southern California Football Association Scholar-Athlete Team.

HIGH SCHOOL

*Lettered at Miramonte High School for coach Jack Schram.

*Also lettered in baseball and basketball.

*As a senior he was named first team all-league as both a receiver in football and as an outfielder in baseball.

**99 BEN GANSALLO****DL / 6-2 / 291 / JR / JC****Missouri City, Texas | Dulles HS****JUNIOR COLLEGE**

*Lettered at Blinn Junior College as a freshman and sophomore under coach Ryan Mahon.

*As a sophomore he recorded 19 tackles, 7.0 tackles for loss (22 yards), 3.5 sacks and two fumble recover-

ies.

*As a freshman he played in nine games, recording eight tackles, including one for loss

HIGH SCHOOL

*Lettered at Dulles High School for coach J.L. Geist.

*Received honorable mention all-district honors in 2014, second team all-district in 2015 and first team all-district in 2016

*Also lettered in track.

**16 CONNOR GENAL**

QB / 6-5 / 202 / FR / HS
Santa Fe Springs, Calif. | St. Paul HS

HIGH SCHOOL

*Lettered in football at St. Paul High School for coach Rick Zepech.

*Led his team to a Del Ray league title.

*Served as team captain as a senior.

*Named to the Principal's Honor Roll.

*Has a brother Tucker, that played football at Furman, and another brother, Carson, who is a sophomore on the FIU football team.

*National top 300 recruit coming out of high school

*All-state defensive lineman played under head coaches Darnell Lee and Paul Bourgeois at EAHS

*Ranked No. 276 national prospect by 247Sports

*Ranked No. 12 SDE by 247Sports

*No. 9 player in the state of Louisiana by 247Sports

*Earned 2016 LSWA Class 5A All-State honorable mention following senior season

*Also named to 2016 Baton Rouge 4A-5A All-Metro team and invited to 2016 U.S. Army Red Stick Bowl all-star game

*Totaled 62 tackles, 15 sacks, one TD, three breakups, four forced fumbles and two fumble recoveries as senior (only second full season playing football)

*Named to 2015 All-Parish second-team (Gonzales Weekly Citizen) following junior season.

**74 DANIEL HAMMONS**

OL / 6-4 / 290 / SO / TR
Joshua, Texas | West Texas A&M/Godley HS

HIGH SCHOOL

*Played on both sides of the ball during his senior year for the Wildcats

*He earned 1st team all-district honors during his senior year where he graded out at 96 percent at left tackle with 16 pancake block

*Went 8-3 as a senior.

**20 JACOBI HEARN**

LB / 6-0 / 230 / JR / JC
Jackson, Miss. | Mississippi Gulf Coast CC/Clinton HS

JUNIOR COLLEGE

*Lettered in football at Mississippi Gulf Coast for coach Jack Wright.

*Was fourth on the team with 60 tackles, including 16

for loss, eight sacks, a pass break-up and a 48-yard fumble return for a touchdown.

*Named all MACJC South First Team.

*As a freshman recorded 33 tackles, one for loss and a forced fumble.

HIGH SCHOOL

*Lettered in football at Clinton High School for coach Judd Boswell.

*Helped Clinton to a 6A state championship as a senior, recording 123 tackles, 20 for loss, seven sacks, four passes defended, a forced fumble and a fumble recovery.

*Named to Mississippi Association of Coaches Class 6A First Team and Clarion-Ledger All-State Second Team.

**23 RECO HANNAH**

LB / 6-2 / 222 / JR / JC
Wedowee, Ala. | Highland CC/Randolph County HS

JUNIOR COLLEGE

*Lettered in football at Highland Community College for coach Aaron Arnold.

*Named Honorable Mention NJCAA All-America as a sophomore linebacker as well as First Team All-KJCCC honors.

*As a sophomore recorded 90 tackles, 16 for loss, 7.5 sacks, two forced fumbles, two fumble recoveries, one interception (returned 100 yards for a touchdown), six hurries and three breakups.

*In his two-year career he had 153 tackles, 29.5 for loss, 13 sacks, two forced fumbles, two fumble recoveries, six hurries, seven breakups and two interceptions.

HIGH SCHOOL

*Lettered in football at Randolph County High School for coach Pat Prestridge.

*As a senior he recorded 102 tackles, five sacks, five interceptions, 11 breakups, one forced fumble and one fumble recovery while also rushing for 2,008 yards on 199 carries with 31 TDs along with 13 catches for 353 yards.

**85 KYLE HESTER**

TE / 6-4 / 230 / FR / HS
Gilbert, Ariz. | Highland HS

HIGH SCHOOL

*Lettered in football at Highland High School for coach Brock Farrel.

*Is the oldest of four children.

**97 JUSTIN HARRIS**

DL / 6-5 / 260 / JR / JC
Lutcher, La. | Hutchinson CC/Baylor/East Ascension HS

JUNIOR COLLEGE

*Saw action in five games, totaling nine tackles including 1.5 tackles for loss and one sack

HIGH SCHOOL

*Played high school football at East Ascension High School in Louisiana

**12 BRANDT HUGHES**

QB / 6-2 / 226 / JR / JC
Chico, Calif. | Butte JC/Pleasant Valley HS

JUNIOR COLLEGE

*Lettered two seasons at Butte Junior College for coach Rob Snelling.

*Led Butte to a 9-2 record, going 136-for-227 (59.9%)

for 2,146 yards and 14 touchdowns, while rushing for five more touchdowns.

*Led Butte to a No. 2 ranking during the season, as the Roadrunners went 9-2.

*Played in seven games as a freshman, going 52-102 (51.0%) for 575 yards and five touchdowns, and a rushing TD.

HIGH SCHOOL

- *Lettered in football at Pleasant Valley High School for coach Mark Cooley.
- *Was 147-for-263 passing for 2,064 yards and 26 touchdowns against just five interceptions as a senior.
- *Also rushed for three touchdowns.

**12 ANTONIO HUNT****DB / 5-10 / 152 / SO / JC****Lancaster, Calif. | College of the Canyons/Paraclete HS****JUNIOR COLLEGE**

- *Lettered in football at College of the Canyons for coach Ted Iacenda.

- *Tied for the team lead as a sophomore with four interceptions, adding 27 tackles, six breakups and a fumble recovery.

HIGH SCHOOL

- *Lettered in football at Paraclete High School for coach Dean Herrington.
- *Played both ways, recording 36 tackles, one interception and 11 pass breakups as a defensive back and seven catches for 166 yards and a touchdown, with a long of 70, on offense during his senior season.

**66 JACOB JANKOVIK****OL / 6-2 / 285 / JR / JC****Corona, Calif. | Fullerton JC /Centennial HS****JUNIOR COLLEGE**

- *Lettered in football at Fullerton Junior College for coach Tim Byrnes.

- *Was selected First Team All-SCFA National at offensive

line.

- *Blocked for a team that averaged 43.4 points and 492.4 YPG on offense.

- *Played on Fullerton's undefeated national champions in 2017.

HIGH SCHOOL

- *Lettered in football at Centennial High School for coach Matt Logan.
- *Started for one of the top prep programs in Southern California.

**86 KYLE JARVIS****TE / 6-4 / 250 / SO / JC****Antioch, Calif. | Contra Costa College/Antioch HS****JUNIOR COLLEGE**

- *Lettered in football at Contra Costa College for coach Patrick Henderson.

- *Played in 10 games with 11 catches and 154 receiving

yards.

- *Started as a tackle as a freshman, playing every snap.

HIGH SCHOOL

- *Lettered in football at Antioch High School for coach John Lucido.
- *Also lettered in wrestling.

**25 MARQUAE KIRKENDOLL****DB / 6-0 / 171 / FR / HS****Chicago, Ill. | Simeon HS****HIGH SCHOOL**

- *Lettered in football at Simeon High School for coach Dante Culbreath

- *Lockdown corner who led Simeon to an 11-1 record as a senior.

- *Also lettered in track at Simeon.

**9 JORDAN KRESS****WR / 6-0 / 197 / JR / JC****Loveland, Colo. | Butte CC/Mountain View HS****JUNIOR COLLEGE**

- *Lettered two seasons at Butte Junior College for coach Rob Snelling.

- *Led the team as a sophomore with 44 receptions for 863 yards and five touchdowns.

- *Led the team with a 30.9 average on 14 kickoff returns, including an 84-yard TD.

- *Led the team as a freshman with 20 receptions, 429 yards and six touchdowns, also picking up 16 yards rushing.

HIGH SCHOOL

- *Lettered in football at Mountain View High School for coach Bart Mayes.

- *Earned All-Area honors from the Reporter-Herald.

- *Also placed in the state finals in the 100m and 200m as a senior.

**5 JAMES LEWIS****LB / 6-0 / 222 / JR / JC****Tulsa, Okla. | Coffeyville JC/Tulsa Memorial HS****JUNIOR COLLEGE**

- *Lettered at Coffeyville Junior College for coach Aaron Flores

- *As a freshmen a racked up 53 tackles in just nine

- games, including 4.5 for loss.

HIGH SCHOOL

- *Lettered in football at Tulsa Memorial High School for coach Ryan Reed.

- *Played both linebacker and running back for Tulsa Memorial.

- *Helped Tulsa Memorial to four straight winning seasons.

**17 EMMANUEL LOGAN-GREENE****WR / 5-8 / 160 / JR / JC****Ft. Lauderdale, Fla. | Iowa Central CC/UCF/ IMG Academy & Coconut Creek HS****JUNIOR COLLEGE**

- *Lettered at Iowa Central Community College for coach Kevin Twait.

- *In 2018 he led the team with 66 receptions and 766 yards, and he also added five touchdowns.

- *Also averaged 11.8 yards per punt return and 19.3 yards per kickoff return.

UCF

*Redshirted in 2016 and played in five games in 2017, recording five receptions for 75 yards

HIGH SCHOOL

*Lettered at IMG Academy and Coconut Creek High School.

**14 MICHAEL LOVETT III**

DB / 6-0 / 185 / JR / JC
Ft. Wayne, Ind. | Garden City CC/
Cabrillo HS

JUNIOR COLLEGE

*Lettered in football at Garden City Community College under coach Tom Minnick.

*Registered 27 tackles, 2.5 tackles for loss, a sack and a

fumble recovery.

HIGH SCHOOL

*Lettered in football at North Side High School in Ft. Wayne Indiana under Ryan Hall and he finished at Cabrillo High School in Long Beach under Jason Brown. Helped North Side to a 2014 conference title.

**4 SHADDRICK LOWERY**

DB / 5-9 / 191 / SO / JC
Dania Beach, Fla. | College of the Can-
yons/American Heritage HS

JUNIOR COLLEGE

*Lettered in football at College of the Canyons for coach Ted Iacenda.

*Earned First Team All-SCFA honors as a sophomore,

recording 41 tackles and five pass breakups.

*As a freshman he recorded 38 tackles, two forced fumbles and a pass breakup.

HIGH SCHOOL

*Lettered in football at American Heritage High School for coach Mike Rumph.
*Played both ways, recording 36 tackles, one interception and 11 pass breakups as a defensive back and seven catches for 166 yards and a touchdown, with a long of 70, on offense during his senior season.

**53 EMMANUEL MALEK**

DL / 6-2 / 230 / FR / HS
Arlington, Texas | Sam Houston HS

HIGH SCHOOL

*Lettered in football at Sam Houston High School for coach Anthony Criss.

*Played both defensive tackle and tight end.

*Earned All-District 6A4 honors as a junior and a senior.

**14 TYE MOORE**

WR / 5-8 / 165 / FR / HS
Las Vegas, Nev. | Desert Pines HS

HIGH SCHOOL

*Lettered in football at Desert Pines High School for coach Tico Rodriguez.

*Named Class 3A First Team All-State by the state's coaches, and Honorable Mention All-State by the Las

Vegas Review-Journal.

*Led his team in receiving both as a junior and as a senior.

*Also played point guard on the basketball team.

*Is originally from Long Beach, Calif.

**98 JOEY NOBLE**

DL / 6-3 / 253 / JR / JC
Lakewood, Calif. | Fullerton JC/Los
Alamitos HS

JUNIOR COLLEGE

*Lettered at Fullerton Junior College for coach Tim Byrnes.

*SCFA's National Central Conference "Defensive Player

of the Year" after registering 12.0 sacks, 51 tackles and two fumble recoveries.


*Also registered 18.5 tackles for loss, totaling 102 yards, and he also had three PBUs.

*Was named First Team All-NCC as a freshman in 2017, recording 39 tackles, 15.0 for loss, 10.5 sacks (for 64 yards), six pass breakups, a forced fumble and a fumble recovery.

HIGH SCHOOL

*Lettered at Los Alamitos High School for coach Ray Fenton.

*Was named Sunset League Defensive Lineman of the Year as a senior along with all-county.

**9 JERRICK REED II**

DB / 5-10 / 193 / SO / JC
Olive Branch, Miss. | NW Mississippi
CC/Olive Branch HS

JUNIOR COLLEGE

*Lettered in football at Northwest Mississippi for coach Benjy Parker.

*Recorded 71 tackles, three for loss, one sack, one

fumble recovery, two interceptions and three pass breakups.

*Helped NWMCC to an 8-2 record.

HIGH SCHOOL

*Lettered in football at Olive Branch for coach Tyler Turner.

*As a senior had 99 tackles and seven for loss as Olive Branch went 12-2 and advanced to the third round of the 6A state playoffs.

*Also added seven interceptions for 271 yards and eight kickoff returns for 120 yards.

*Named First Team All-State by The Clarion Ledger.


**32 RYAN ROMERO****DB / 6-2 / 185 / FR / HS****Rancho Santa Margarita, Calif. | Tesoro HS****HIGH SCHOOL**

*Lettered in football at Tesoro High School for coach Matt Poston.

*Was named first team all-conference on both offense and defense as a senior.

*Was also named Second Team All-Whittier Area as a senior.

*Uncle Gary Sheide played quarterback at BYU and for the Cincinnati Bengals.

**94 HARSHAN SACHDEVA****DL / 6-3 / 230 / FR / HS****Bakersfield, Calif. | Stockdale HS****HIGH SCHOOL**

*Lettered in football at Stockdale High School for coach Brett Shelton.

*Also lettered in track and basketball.

*Was a four-year honor roll member

**19 DEVIN SANDERS****LB / 6-3 / 240 / SO / JC****San Diego, Calif. | San Diego Mesa CC/ Mira Mesa HS****JUNIOR COLLEGE**

*Lettered in football at San Diego Mesa for coach Gary

Watkins.


*Recorded 40 tackles, three sacks, two pass breakups and three fumble recoveries.

*Originally attended Humboldt State in 2016.

HIGH SCHOOL

*Lettered in football at Mira Mesa for coach Gary Blevins.

*Also lettered in basketball.

**65 JUSTICE SPATES****DL / 6-5 / 280 / SO / JC****Pacoima, Calif. | College of the Canyons/Chaminade HS****JUNIOR COLLEGE**

*Lettered at College of the Canyons for one season for coach Ted Iacenda.

*Helped anchor an offensive line that averaged 33.6 points per game and threw for nearly 300 yards per game on the way to a 10-1 record.

*Ranked by GridironRR.com as one of the top 20 JC tackles not signed in the early period.

HIGH SCHOOL

*Lettered at Chaminade High School for coach Ed Croson.

*Helped Chaminade to an 8-4 record as a senior, earning all-conference honors.

MARKEL BYRD 1995-2015

Markel Byrd, a sophomore safety from San Diego, California, was tragically killed in a single car accident near Gallup, New Mexico on Tuesday, December 22, 2015. Byrd was driving home for the holidays with his girlfriend when their car suffered a blowout on I-40.

"This is an absolute tragedy. Markel Byrd was an outstanding person and student-athlete and we will miss him," said Head Coach Bob Davie. "I was with the family late Tuesday night and obviously they are devastated. Our thoughts and prayers go to them. Markel will forever be a member of our family."

Byrd redshirted in 2013 and played safety for two years, recording 91 career tackles, four interceptions, four passes broken up, two tackles for loss, a sack and a forced fumble. In 2015 he tied for the team lead in interceptions with three, and he was eighth on the team with 44 tackles.

At Byrd's memorial service, Coach Davie announced that both Byrd's number 22, as well as the number 1, would not be worn in 2016 and 2017, which would have been Markel's junior and senior season. In May of 2016, Byrd was awarded with his degree in liberal arts from UNM.



Date	Opponent		Score	Overall	Conference	Time	Attend
Sep 01, 2018	INCARNATE WORD	W	62-30	1-0	0-0	3:35	18213
Sep 08, 2018	at #5 Wisconsin	L	14-45	1-1	0-0	2:56	77003
Sep 15, 2018	at New Mexico State	W	42-25	2-1	0-0	3:33	20673
Sep 29, 2018	LIBERTY	L	43-52	2-2	0-0	3:38	18804
* Oct 06, 2018	at UNLV	W	50-14	3-2	1-0	3:01	18949
* Oct 13, 2018	at Colorado State	L	18-20	3-3	1-1	3:16	36514
* Oct 20, 2018	FRESNO STATE	L	7-38	3-4	1-2	3:13	16708
* Oct 27, 2018	at Utah State	L	19-61	3-5	1-3	3:27	16119
* Nov 03, 2018	SAN DIEGO STATE	L	23-31	3-6	1-4	3:15	14646
* Nov 10, 2018	at Air Force	L	24-42	3-7	1-5	3:08	23723
* Nov 16, 2018	#23 BOISE STATE	L	14-45	3-8	1-6	3:18	16883
* Nov 24, 2018	WYOMING	L	3-31	3-9	1-7	2:41	14269

Team Statistics**NM****OPP**

SCORING	319	434
Points Per Game	26.6	36.2
Points Off Turnovers	73	114
FIRST DOWNS	210	283
Rushing	110	134
Passing	85	128
Penalty	15	21
RUSHING YARDAGE	1838	2604
Yards gained rushing	2117	2876
Yards lost rushing	279	272
Rushing Attempts	505	536
Average Per Rush	3.6	4.9
Average Per Game	153.2	217.0
TDs Rushing	17	30
PASSING YARDAGE	2122	3072
Comp-Att-Int	153-288-17	209-363-9
Average Per Pass	7.4	8.5
Average Per Catch	13.9	14.7
Average Per Game	176.8	256.0
TDs Passing	21	23
TOTAL OFFENSE	3960	5676
Total Plays	793	899
Average Per Play	5.0	6.3
Average Per Game	330.0	473.0
KICK RETURNS: #-Yards	24-378	18-268
PUNT RETURNS: #-Yards	17-330	29-218
INT RETURNS: #-Yards	9-213	17-213
KICK RETURN AVERAGE	15.8	14.9
PUNT RETURN AVERAGE	19.4	7.5
INT RETURN AVERAGE	23.7	13.3
FUMBLES-LOST	19-9	23-13
PENALTIES-Yards	56-569	76-588
Average Per Game	47.4	49.0
PUNTS-Yards	75-3278	58-2500
Average Per Punt	43.7	43.1
Net punt average	39.2	34.3
KICKOFFS-Yards	60-3715	80-4833
Average Per Kick	61.9	60.4
Net kick average	41.6	39.8
TIME OF POSSESSION/Game	27:36	32:24
3RD-DOWN Conversions	60/161	78/180
3rd-Down Pct	37%	43%
4TH-DOWN Conversions	4/12	9/16
4th-Down Pct	33%	56%
SACKS BY-Yards	26-152	27-163
MISC YARDS	8	0
TOUCHDOWNS SCORED	43	56
FIELD GOALS-ATTEMPTS	7-8	14-18
ON-SIDE KICKS	0-1	1-1
RED-ZONE SCORES	(33-40) 82%	(51-57) 89%
RED-ZONE TOUCHDOWNS	(28-40) 70%	(38-57) 67%
PAT-ATTEMPTS	(34-39) 87%	(54-54) 100%
ATTENDANCE	99523	192981
Games/Avg Per Game	6/16587	6/32164
Neutral Site Games		0/0

Score by Quarters

	1st	2nd	3rd	4th	OT	Total
New Mexico	59	95	75	90	0	319
Opponents	128	113	71	122	0	434

Rushing	gp	att	gain	loss	net	avg	td	lg	avg/g
OWENS, Tyrone	12	186	726	39	687	3.7	6	29	57.2
JONES, Sheriron	11	79	368	82	286	3.6	0	32	26.0
SHULER, Zahneer	12	51	240	12	228	4.5	3	67	19.0
VIGILANT, Daevon	10	43	187	2	185	4.3	2	24	18.5
DAVIS, Ahmari	8	51	201	16	185	3.6	4	16	23.1
TUIOTI, Tevaka	3	15	117	17	100	6.7	1	28	33.3
LILLY, Elijah	12	8	63	7	56	7.0	0	25	4.7
CARROLL, Bryson	2	12	42	3	39	3.2	0	9	19.5
GRAY, Micah	10	7	23	0	23	3.3	0	8	2.3
GERHART, Coltin	5	35	100	80	20	0.6	1	12	4.0
HARRIS, Emmanuel	11	3	17	0	17	5.7	0	10	1.5
REED, Patrick	11	6	13	4	9	1.5	0	7	0.8
GRIFFIN IV, Jay	12	1	9	0	9	9.0	0	9	0.8
HALL, Trae	1	1	6	0	6	6.0	0	6	6.0
JONES, Javohn	9	3	5	1	4	1.3	0	4	0.4
TEAM	11	4	0	16	-16	-4.0	0	0	-1.5
Total	12	505	2117	279	1838	3.6	17	67	153.2
Opponents	12	536	2876	272	2604	4.9	30	90	217.0

Passing	gp	effic	comp-att-int	pct	yds	td	lg	avg/g
JONES, Sheriron	11	128.30	102-187-12	54.5	1417	13	79	128.8
GERHART, Coltin	5	95.08	27-56-3	48.2	266	3	38	53.2
TUIOTI, Tevaka	3	170.64	24-43-2	55.8	439	5	69	146.3
TEAM	11	0.00	0-1-0	0.0	0	0	0	0.0
CARROLL, Bryson	2	0.00	0-1-0	0.0	0	0	0	0.0
Total	12	127.27	153-288-17	53.1	2122	21	79	176.8
Opponents	12	144.61	209-363-9	57.6	3072	23	58	256.0

Receiving	gp	no.	yds	avg	td	lg	avg/g
HART-JOHNSON, Dela	12	33	507	15.4	5	44	42.2
LILLY, Elijah	12	21	375	17.9	5	74	31.2
GRIFFIN IV, Jay	12	21	168	8.0	0	34	14.0
UMEH, Anselem	11	16	316	19.8	2	56	28.7
WILLIAMS, Marcus	10	13	138	10.6	3	33	13.8
HARRIS, Emmanuel	11	10	102	10.2	1	33	9.3
SOMOYE, Anu	11	7	104	14.9	1	31	9.5
OWENS, Tyrone	12	7	54	7.7	1	31	4.5
DICKEY, Brayden	11	6	39	6.5	1	13	3.5
REED, Patrick	11	5	176	35.2	2	79	16.0
MOLINA, Aaron	4	4	64	16.0	0	33	16.0
VIGILANT, Daevon	10	3	31	10.3	0	24	3.1
SHULER, Zahneer	12	3	5	1.7	0	5	0.4
DAVIS, Ahmari	8	2	0	0.0	0	2	0.0
DRENNAN, Q'	1	1	40	40.0	0	40	40.0
JONES, Jeffrey	6	1	3	3.0	0	3	0.5
Total	12	153	2122	13.9	21	79	176.8
Opponents	12	209	3072	14.7	23	58	256.0

Punt Returns	no.	yds	avg	td	lg
HAYES, Marcus	15	318	21.2	1	86
BURRELL, Jalin	2	12	6.0	0	8
Total	17	330	19.4	1	86
Opponents	29	218	7.5	0	34

Interceptions	no.	yds	avg	td	lg
HAYES, Marcus	2	68	34.0	1	60
TOHI, Evahelotu	2	64	32.0	0	35
BARNWELL Jr, Stanley	1	1	1.0	0	1
ROGERS, De'John	1	28	28.0	0	28
ROSS, D'Angelo	1	17	17.0	0	17
BURRELL, Jalin	1	0	0.0	0	0
PARKER, Bijon	1	35	35.0	0	39
Total	9	213	23.7	1	60
Opponents	17	213	12.5	2	100

Kick Returns	no.	yds	avg	td	lg
LILLY, Elijah	14	247	17.6	0	40
GRIFFIN IV, Jay	3	47	15.7	0	19
DICKEY, Brayden	3	18	6.0	0	9
ROGERS, De'John	2	33	16.5	0	19
HARRIS, Emmanuel	2	33	16.5	0	24
Total	24	378	15.8	0	40
Opponents	18	268	14.9	0	28

Fumble Returns	no.	yds	avg	td	lg
SOREMEKUN, Adebay	1	44	44.0	1	44
TOHI, Evahelotu	1	18	18.0	1	18
BURRELL, Jalin	0	0	0.0	1	0
Total	2	62	31.0	3	44
Opponents	2	29	14.5	1	20

Scoring	td	fg	PAT				dxp	saf	pts
			kick	rush	rcv	pass			
SHELLEY, Andrew	-	7-8	34-39	-	-	-	-	-	55
OWENS, Tyrone	7	-	-	-	1	-	-	-	44
LILLY, Elijah	5	-	-	-	-	-	-	-	30
HART-JOHNSON, Dela	5	-	-	-	-	-	-	-	30
DAVIS, Ahmari	4	-	-	-	-	-	-	-	24
SHULER, Zahneer	3	-	-	-	-	-	-	-	18
WILLIAMS, Marcus	3	-	-	-	-	-	-	-	18
HAYES, Marcus	2	-	-	-	-	-	-	-	12
VIGILANT, Daevon	2	-	-	-	-	-	-	-	12
REED, Patrick	2	-	-	-	-	-	-	-	12
UMEH, Anselem	2	-	-	-	-	-	-	-	12
TUIOTI, Tevaka	1	-	-	-	-	-	-	-	6
GERHART, Coltin	1	-	-	-	-	1-2	-	-	6
SOMOYE, Anu	1	-	-	-	-	-	-	-	6
BURRELL, Jalin	1	-	-	-	-	-	-	-	6
HARRIS, Emmanuel	1	-	-	-	-	-	-	-	6
DICKEY, Brayden	1	-	-	-	-	-	-	-	6
TOHI, Evahelelu	1	-	-	-	-	-	-	-	6
SOREMEKUN, Adebay	1	-	-	-	-	-	-	-	6
CONYERS, Jermaine	-	-	-	-	-	-	1	-	2
JONES, Sheriron	-	-	-	1-1	-	0-1	-	-	2
Total	43	7-8	34-39	1-1	1	1-3	-	1	319
Opponents	56	14-18	54-54	1-2	-	-	-	-	434

Total Offense	g	plays	rush	pass	total	avg/g
JONES, Sheriron	11	266	286	1417	1703	154.8
OWENS, Tyrone	12	186	687	0	687	57.2
TUIOTI, Tevaka	3	58	100	439	539	179.7
GERHART, Coltin	5	91	20	266	286	57.2
SHULER, Zahneer	12	51	228	0	228	19.0
DAVIS, Ahmari	8	51	185	0	185	23.1
VIGILANT, Daevon	10	43	185	0	185	18.5
LILLY, Elijah	12	8	56	0	56	4.7
CARROLL, Bryson	2	13	39	0	39	19.5
GRAY, Micah	10	7	23	0	23	2.3
HARRIS, Emmanuel	11	3	17	0	17	1.5
GRIFFIN IV, Jay	12	1	9	0	9	0.8
REED, Patrick	11	6	9	0	9	0.8
HALL, Trae	1	1	6	0	6	6.0
JONES, Javohn	9	3	4	0	4	0.4
TEAM	11	5	-16	0	-16	-1.5
Total	12	793	1838	2122	3960	330.0
Opponents	12	899	2604	3072	5676	473.0

Field Goals	fg	pct.	01-19	20-29	30-39	40-49	50-99	lg	blk
SHELLEY, Andrew	7-8	87.5	0-0	3-3	1-2	2-2	1-1	53	0

FG Sequence	New Mexico	Opponents
Incarnate Word	-	(29)
Wisconsin	-	(26)
New Mexico State	-	(42),35
Liberty	(38)	(22)
UNLV	(43)	-
Colorado State	(29)	(22),18,(26)
Fresno State	-	42,(30)
Utah State	(53)	(34),(27),(28),(18)
San Diego State	(41)	(32)
Air Force	(21)	-
Boise State	37	(34),43
Wyoming	(25)	(37)

Punting	no.	yds	avg	lg	tb	fc	i20	50+	blk
DYER, Tyson	74	3278	44.3	84	6	12	19	19	0
TEAM	1	0	0.0	0	0	0	0	0	1
Total	75	3278	43.7	84	6	12	19	19	1
Opponents	58	2500	43.1	68	9	20	18	12	0

Kickoffs	no.	yds	avg	tb	ob	retn	net	ydln
SUTTON, Daniel	50	3101	62.0	35	0			
KELLY-ROMERO, Dyla	8	485	60.6	3	1			
RUIZ, Stephen	2	129	64.5	0	0			
Total	60	3715	61.9	38	1	14.9	41.6	23
Opponents	80	4833	60.4	51	1	15.8	39.8	25

Numbers in (parentheses) indicate field goal was made.

2018 Year in Review

All Purpose	g	rush	rcv	pr	kr	lr	total	avg/g
OWENS, Tyrone	12	687	54	0	0	0	741	61.8
LILLY, Elijah	12	56	375	0	247	0	678	56.5
HART-JOHNSON	12	0	507	0	0	0	507	42.2
HAYES, Marcus	11	0	0	318	0	68	386	35.1
UMEH, Anselem	11	0	316	0	0	0	316	28.7
JONES, Sheriro	11	286	0	0	0	0	286	26.0
SHULER, Zahne	12	228	5	0	0	0	233	19.4
GRIFFIN IV, Jay	12	9	168	0	47	0	224	18.7
VIGILANT, Daev	10	185	31	0	0	0	216	21.6
REED, Patrick	11	9	176	0	0	0	185	16.8
DAVIS, Ahmari	8	185	0	0	0	0	185	23.1
HARRIS, Emma	11	17	102	0	33	0	152	13.8
WILLIAMS, Mar	10	0	138	0	0	0	138	13.8
SOMOYE, Anu	11	0	104	0	0	0	104	9.5
TUIOTI, Tevaka	3	100	0	0	0	0	100	33.3
TOHI, Evahelotu	8	0	0	0	0	64	64	8.0
MOLINA, Aaron	4	0	64	0	0	0	64	16.0
ROGERS, De'Jo	11	0	0	0	33	28	61	5.5
DICKEY, Brayde	11	0	39	0	18	0	57	5.2
DRENNAN, Q'	1	0	40	0	0	0	40	40.0
CARROLL, Brys	2	39	0	0	0	0	39	19.5
PARKER, Bijon	12	0	0	0	0	35	35	2.9
GRAY, Micah	10	23	0	0	0	0	23	2.3
GERHART, Colti	5	20	0	0	0	0	20	4.0
ROSS, D'Angelo	12	0	0	0	0	17	17	1.4
BURRELL, Jalin	12	0	0	12	0	0	12	1.0
HALL, Trae	1	6	0	0	0	0	6	6.0
JONES, Javohn	9	4	0	0	0	0	4	0.4
JONES, Jeffrey	6	0	3	0	0	0	3	0.5
BARNWELL Jr,	11	0	0	0	0	1	1	0.1
TEAM	11	-16	0	0	0	0	-16	-1.5
Total	12	1838	2122	330	378	213	4881	406.8
Opponents	12	2604	3072	218	268	213	6375	531.2

##	Defensive Leaders	gp	Tackles				Sacks no-yds	Pass defense			Fumbles		blkd	
			ua	a	tot	tfl/yds		int-yds	brup	qbh	rcv-yds	ff	kick	saf
9Z	BARNWELL Jr, Stanley	11	40	36	76	2.0-4	.	1-1	4	.	.	.	1	.
2F	TAMAIVENA, Sitivena	11	32	26	58	1.5-4	0.5-0	.	.	.	1-0	.	.	.
5Z	SEWELL, Jr., Michael	11	34	23	57	4.0-9	1.0-3	.	1	1	.	1	.	.
3Z	ROSS, D'Angelo	12	36	21	57	2.0-8	.	1-17	6	1	.	1	.	.
45	TOHI, Evahelelotu	8	26	31	57	6.0-15	1.0-4	2-64	2	.	2-18	2	.	.
1C	BURRELL, Jalin	12	36	16	52	.	.	1-0	6	.	2-0	.	.	.
2C	HAYES, Marcus	11	31	20	51	1.5-2	.	2-68	5	.	1-0	1	.	.
1A	EPTING, Rhashaun	12	23	20	43	8.5-48	5.5-43	.	1	3	2-0	1	.	.
46	SHOOK, Brandon	12	24	16	40	3.5-26	2.0-17	2	.	.
4Z	PARKER, Bijon	12	22	17	39	2.0-8	1.0-7	1-35	6
29	FLACK, Jordan	12	23	14	37	3.5-15	1.5-9	.	.	2
30	VAINIKOLO, Alexander	12	15	20	35	2.0-7	1.0-5	.	.	1	.	1	.	.
52	BLACKWELL, Aaron	12	12	17	29	4.0-17	2.0-11	.	1	2
93	FLOWERS, Nahje	12	12	14	26	5.5-11	1.5-5
6Z	ROGERS, De'John	11	19	7	26	.	.	1-28	2
1B	PEEK, Patrick	12	16	9	25	1.0-3	1	.	.
53	BAKER, Cody	12	14	9	23	3.5-19	2.0-14	.	1	3	1-0	1	.	.
3C	HART, Alex	3	8	11	19
90	AUSTIN, Erin	9	10	7	17	3.0-15	2.5-15	.	.	1
1J	BAKER, Daquan	9	5	10	15	2.0-11	1.0-8	2	.	.
1E	MILLER, Kameron	12	9	5	14	1.0-1
5D	MURRAY, Langston	10	7	6	13	1.0-1
1H	HORTON, Dylan	12	7	6	13	1.5-6	1.0-5	.	.	1
9E	SOREMEKUN, Adebayo	11	8	5	13	4.5-17	2.0-6	.	.	.	3-44	1	.	.
8Z	HOBODY, Jr., Willie	6	6	4	10	2	.	.
92	CONYERS, Jermane	12	5	2	7	1.0-6	1
57	POWELL, Everett	7	3	3	6	0.5-0	0.5-0	.	.	.	1-0	.	.	.
2A	BOLDEN, Nico	10	4	2	6
1D	ORTEGA, Gabe	11	2	1	3	1.0-4
7Z	MANLY, Blair	8	3	.	3
39	HERNANDEZ, Johnny	11	1	2	3
3D	EnRICO, Jared	11	3	.	3
23	GRIFFIN IV, Jay	12	2	.	2
32	GRAY, Micah	10	.	2	2
5	REED, Patrick	11	2	.	2
64	STAPLEY, Kyle	12	1	.	1
41	PORTILLA, James	1	.	1	1
84	DICKEY, Brayden	11	1	.	1
81	MOLINA, Aaron	4	1	.	1
12	SOMOYE, Anu	11	.	1	1
88	WILLIAMS, Marcus	10	1	.	1
7	UMEH, Anselem	11	1	.	1
19	LILLY, Elijah	12	1	.	1
25	OWENS, Tyrone	12	1	.	1
Total		12	507	384	891	66-257	26-152	9-213	35	15	13-62	16	1	1
Opponents		12	434	386	820	87-280	27-163	17-213	34	17	9-29	13	3	.

SEASON

CAREER

Rushing																			
	gp	att	gain	loss	net	avg	td	lg	avg/g		gp	att	gain	loss	net	avg	td	lg	avg/g
OWENS, Tyrone	12	186	726	39	687	3.7	6	29	57.2		48	486	2766	94	2672	5.5	20	83	55.7
JONES, Sheriron	11	79	368	82	286	3.6	0	32	26.0		11	79	368	82	286	3.6	0	32	26.0
SHULER, Zahneer	12	51	240	12	228	4.5	3	67	19.0		24	53	240	15	225	4.2	3	67	9.4
VIGILANT, Daevon	10	43	187	2	185	4.3	2	24	18.5		11	47	194	6	188	4.0	2	24	17.1
DAVIS, Ahmari	8	51	201	16	185	3.6	4	16	23.1		8	51	201	16	185	3.6	4	16	23.1
TUIOTI, Tevaka	3	15	117	17	100	6.7	1	28	33.3		11	43	289	47	242	5.6	2	34	22.0
LILLY, Elijah	12	8	63	7	56	7.0	0	25	4.7		33	8	63	7	56	7.0	0	25	1.7
CARROLL, Bryson	2	12	42	3	39	3.2	0	9	19.5		3	13	52	3	49	3.8	0	10	16.3
GRAY, Micah	10	7	23	0	23	3.3	0	8	2.3		10	7	23	0	23	3.3	0	8	2.3
GERHART, Coltin	5	35	100	80	20	0.6	1	12	4.0		15	70	333	95	238	3.4	2	40	15.9
HARRIS, Emmanuel	11	3	17	0	17	5.7	0	10	1.5		24	4	18	0	18	4.5	0	10	0.8
REED, Patrick	11	6	13	4	9	1.5	0	7	0.8		42	6	13	4	9	1.5	0	7	0.2
GRIFFIN IV, Jay	12	1	9	0	9	9.0	0	9	0.8		24	14	135	10	125	8.9	1	61	5.2
HALL, Trae	1	1	6	0	6	6.0	0	6	6.0		1	1	6	0	6	6.0	0	6	6.0
JONES, Javohn	9	3	5	1	4	1.3	0	4	0.4		9	3	5	1	4	1.3	0	4	0.4
TEAM	11	4	0	16	-16	-4.0	0	0	-1.5										
Total	12	505	2117	279	1838	3.6	17	67	153.2										
Opponents	12	536	2876	272	2604	4.9	30	90	217.0										
Passing																			
	gp	effic	comp-att-int	pct	yds	td	lg	avg/g			gp	effic	comp-att-int	pct	yds	td	lg	avg/g	
JONES, Sheriron	11	128.30	102-187-12	54.5	1417	13	79	128.8			11	128.30	102-187-12	54.5	1417	13	79	128.8	
GERHART, Coltin	5	95.08	27-56-3	48.2	266	3	38	53.2			15	99.60	44-85-5	51.8	446	4	38	29.7	
TUIOTI, Tevaka	3	170.64	24-43-2	55.8	439	5	69	146.3			11	118.51	81-161-8	50.3	1144	9	69	104.0	
TEAM	11	0.00	0-1-0	0.0	0	0	0	0.0											
CARROLL, Bryson	2	0.00	0-1-0	0.0	0	0	0	0.0			3	0.00	0-1-0	0.0	0	0	0	0.0	
Total	12	127.27	153-288-17	53.1	2122	21	79	176.8											
Opponents	12	144.61	209-363-9	57.6	3072	23	58	256.0											
Receiving																			
	gp	no.	yds	avg	td	lg	avg/g				gp	no.	yds	avg	td	lg	avg/g		
HART-JOHNSON, Dela	12	33	507	15.4	5	44	42.2				37	59	1144	19.4	8	92	30.9		
LILLY, Elijah	12	21	375	17.9	5	74	31.2				33	21	375	17.9	5	74	11.4		
GRIFFIN IV, Jay	12	21	168	8.0	0	34	14.0				24	50	561	11.2	4	71	23.4		
UMEH, Anselem	11	16	316	19.8	2	56	28.7				21	19	375	19.7	3	56	17.9		
WILLIAMS, Marcus	10	13	138	10.6	3	33	13.8				22	14	165	11.8	3	33	7.5		
HARRIS, Emmanuel	11	10	102	10.2	1	33	9.3				24	16	184	11.5	2	44	7.7		
SOMOYE, Anu	11	7	104	14.9	1	31	9.5				36	9	141	15.7	2	31	3.9		
OWENS, Tyrone	12	7	54	7.7	1	31	4.5				48	21	128	6.1	1	31	2.7		
DICKEY, Brayden	11	6	39	6.5	1	13	3.5				11	6	39	6.5	1	13	3.5		
REED, Patrick	11	5	176	35.2	2	79	16.0				42	26	466	17.9	3	79	11.1		
MOLINA, Aaron	4	4	64	16.0	0	33	16.0				16	6	84	14.0	1	33	5.2		
VIGILANT, Daevon	10	3	31	10.3	0	24	3.1				11	3	31	10.3	0	24	2.8		
SHULER, Zahneer	12	3	5	1.7	0	5	0.4				24	8	65	8.1	0	27	2.7		
DAVIS, Ahmari	8	2	0	0.0	0	2	0.0				8	2	0	0.0	0	2	0.0		
DRENNAN, Q'	1	1	40	40.0	0	40	40.0				26	21	506	24.1	3	49	19.5		
JONES, Jeffrey	6	1	3	3.0	0	3	0.5				6	1	3	3.0	0	3	0.5		
Total	12	153	2122	13.9	21	79	176.8												
Opponents	12	209	3072	14.7	23	58	256.0												

SEASON							CAREER						
Total Offense	g	plays	rush	pass	total	avg/g	g	plays	rush	pass	total	avg/g	
JONES, Sheriron	11	266	286	1417	1703	154.8	11	266	286	1417	1703	154.8	
OWENS, Tyrone	12	186	687	0	687	57.2	48	486	2672	0	2672	55.7	
TUIOTI, Tevaka	3	58	100	439	539	179.7	11	204	242	1144	1386	126.0	
GERHART, Coltin	5	91	20	266	286	57.2	15	155	238	446	684	45.6	
SHULER, Zahneer	12	51	228	0	228	19.0	24	53	225	0	225	9.4	
DAVIS, Ahmari	8	51	185	0	185	23.1	8	51	185	0	185	23.1	
VIGILANT, Daevon	10	43	185	0	185	18.5	11	47	188	0	188	17.1	
LILLY, Elijah	12	8	56	0	56	4.7	33	8	56	0	56	1.7	
CARROLL, Bryson	2	13	39	0	39	19.5	3	14	49	0	49	16.3	
GRAY, Micah	10	7	23	0	23	2.3	10	7	23	0	23	2.3	
HARRIS, Emmanuel	11	3	17	0	17	1.5	24	4	18	0	18	0.8	
REED, Patrick	11	6	9	0	9	0.8	42	6	9	0	9	0.2	
GRIFFIN IV, Jay	12	1	9	0	9	0.8	24	14	125	0	125	5.2	
HALL, Trae	1	1	6	0	6	6.0	1	1	6	0	6	6.0	
JONES, Javohn	9	3	4	0	4	0.4	9	3	4	0	4	0.4	
TEAM	11	5	-16	0	-16	-1.5							
Total	12	793	1838	2122	3960	330.0							
Opponents	12	899	2604	3072	5676	473.0							

Scoring	td	fg	PAT				dpx	saf	pts	td	fg	PAT				dpx	saf	pts
			kick	rush	rcv	pass						kick	rush	rcv	pass			
SHELLEY, Andrew	-	7-8	34-39	-	-	-	-	-	55	-	7-8	34-39	-	-	-	-	-	55
OWENS, Tyrone	7	-	-	-	1	-	-	-	44	21	-	-	-	1	-	-	-	128
HART-JOHNSON, Dela	5	-	-	-	-	-	-	-	30	8	-	-	-	-	-	-	-	48
LILLY, Elijah	5	-	-	-	-	-	-	-	30	7	-	-	-	-	-	-	-	42
DAVIS, Ahmari	4	-	-	-	-	-	-	-	24	4	-	-	-	-	-	-	-	24
SHULER, Zahneer	3	-	-	-	-	-	-	-	18	3	-	-	-	-	-	-	-	18
WILLIAMS, Marcus	3	-	-	-	-	-	-	-	18	3	-	-	-	-	-	-	-	18
HAYES, Marcus	2	-	-	-	-	-	-	-	12	2	-	-	-	-	-	-	-	12
REED, Patrick	2	-	-	-	-	-	-	-	12	3	-	-	-	-	-	-	-	18
UMEH, Anselem	2	-	-	-	-	-	-	-	12	3	-	-	-	-	-	-	-	18
VIGILANT, Daevon	2	-	-	-	-	-	-	-	12	2	-	-	-	-	-	-	-	12
TUIOTI, Tevaka	1	-	-	-	-	-	-	-	6	2	-	-	-	-	1-3	-	-	12
TOHI, Evahelotu	1	-	-	-	-	-	-	-	6	1	-	-	-	-	-	-	-	6
HARRIS, Emmanuel	1	-	-	-	-	-	-	-	6	2	-	-	-	-	-	-	-	12
GERHART, Coltin	1	-	-	-	-	1-2	-	-	6	2	-	-	-	-	1-2	-	-	12
BURRELL, Jalin	1	-	-	-	-	-	-	-	6	1	-	-	-	-	-	1	-	8
SOREMEKUN, Adebayo	1	-	-	-	-	-	-	-	6	1	-	-	-	-	-	-	-	6
DICKEY, Brayden	1	-	-	-	-	-	-	-	6	1	-	-	-	-	-	-	-	6
SOMOYE, Anu	1	-	-	-	-	-	-	-	6	2	-	-	-	-	-	-	-	12
JONES, Sheriron	-	-	-	1-1	-	0-1	-	-	2	-	-	-	1-1	-	0-1	-	-	2
CONYERS, Jermane	-	-	-	-	-	-	-	1	2	-	-	-	-	-	-	-	1	2
Total	43	7-8	34-39	1-1	1	1-3	-	1	319									
Opponents	56	14-18	54-54	1-2	-	-	-	-	434									

Punt Returns	no.	yds	avg	td	lg	no.	yds	avg	td	lg
HAYES, Marcus	15	318	21.2	1	86	15	318	21.2	1	86
BURRELL, Jalin	2	12	6.0	0	8	2	12	6.0	0	8
Total	17	330	19.4	1	86					
Opponents	29	218	7.5	0	34					

Kick Returns	no.	yds	avg	td	lg	no.	yds	avg	td	lg
LILLY, Elijah	14	247	17.6	0	40	64	1499	23.4	2	100
DICKEY, Brayden	3	18	6.0	0	9	3	18	6.0	0	9
GRIFFIN IV, Jay	3	47	15.7	0	19	3	47	15.7	0	19
ROGERS, De'John	2	33	16.5	0	19	2	33	16.5	0	19
HARRIS, Emmanuel	2	33	16.5	0	24	4	65	16.2	0	24
Total	24	378	15.8	0	40					
Opponents	18	268	14.9	0	28					

SEASON

CAREER

Interceptions	no.	yds	avg	td	lg
HAYES, Marcus	2	68	34.0	1	60
TOHI, Evahelotu	2	64	32.0	0	35
ROGERS, De'John	1	28	28.0	0	28
ROSS, D'Angelo	1	17	17.0	0	17
BARNWELL Jr, Stanley	1	1	1.0	0	1
BURRELL, Jalin	1	0	0.0	0	0
PARKER, Bijon	1	35	35.0	0	39
Total	9	213	23.7	1	60
Opponents	17	213	12.5	2	100

no.	yds	avg	td	lg
2	68	34.0	1	60
2	64	32.0	0	35
1	28	28.0	0	28
1	17	17.0	0	17
2	9	4.5	0	8
1	0	0.0	0	0
2	35	17.5	0	39

Fumble Returns	no.	yds	avg	td	lg
SOREMEKUN, Adebayo	1	44	44.0	1	44
TOHI, Evahelotu	1	18	18.0	1	18
BURRELL, Jalin	0	0	0.0	1	0
Total	2	62	31.0	3	44
Opponents	2	29	14.5	1	20

no.	yds	avg	td	lg
1	44	44.0	1	44
1	18	18.0	1	18
0	0	0.0	1	0

All Purpose	g	rush	rcv	pr	kr	ir	total	avg/g
OWENS, Tyrone	12	687	54	0	0	0	741	61.8
LILLY, Elijah	12	56	375	0	247	0	678	56.5
HART-JOHNISO	12	0	507	0	0	0	507	42.2
HAYES, Marcus	11	0	0	318	0	68	386	35.1
UMEH, Anselem	11	0	316	0	0	0	316	28.7
JONES, Sheriron	11	286	0	0	0	0	286	26.0
SHULER, Zahne	12	228	5	0	0	0	233	19.4
GRIFFIN IV, Jay	12	9	168	0	47	0	224	18.7
VIGILANT, Daev	10	185	31	0	0	0	216	21.6
DAVIS, Ahmari	8	185	0	0	0	0	185	23.1
REED, Patrick	11	9	176	0	0	0	185	16.8
HARRIS, Emman	11	17	102	0	33	0	152	13.8
WILLIAMS, Marc	10	0	138	0	0	0	138	13.8
SOMOYE, Anu	11	0	104	0	0	0	104	9.5
TUIOTI, Tevaka	3	100	0	0	0	0	100	33.3
MOLINA, Aaron	4	0	64	0	0	0	64	16.0
TOHI, Evahelotu	8	0	0	0	0	64	64	8.0
ROGERS, De'Jo	11	0	0	0	33	28	61	5.5
DICKEY, Brayde	11	0	39	0	18	0	57	5.2
DRENNAN, Q'	1	0	40	0	0	0	40	40.0
CARROLL, Bryso	2	39	0	0	0	0	39	19.5
PARKER, Bijon	12	0	0	0	0	35	35	2.9
GRAY, Micah	10	23	0	0	0	0	23	2.3
GERHART, Colti	5	20	0	0	0	0	20	4.0
ROSS, D'Angelo	12	0	0	0	0	17	17	1.4
BURRELL, Jalin	12	0	0	12	0	0	12	1.0
HALL, Trae	1	6	0	0	0	0	6	6.0
JONES, Javohn	9	4	0	0	0	0	4	0.4
JONES, Jeffrey	6	0	3	0	0	0	3	0.5
BARNWELL Jr, S	11	0	0	0	0	1	1	0.1
TEAM	11	-16	0	0	0	0	-16	-1.5
Total	12	1838	2122	330	378	213	4881	406.8
Opponents	12	2604	3072	218	268	213	6375	531.2

g	rush	rcv	pr	kr	ir	total	avg/g
48	2672	128	0	0	0	2800	58.3
33	56	375	0	1499	0	1930	58.5
37	0	1144	0	18	0	1162	31.4
11	0	0	318	0	68	386	35.1
21	0	375	0	0	0	375	17.9
11	286	0	0	0	0	286	26.0
24	225	65	0	0	0	290	12.1
24	125	561	0	47	0	733	30.5
11	188	31	0	0	0	219	19.9
8	185	0	0	0	0	185	23.1
42	9	466	0	0	0	475	11.3
24	18	184	0	65	0	267	11.1
22	0	165	0	45	0	210	9.5
36	0	141	0	3	0	144	4.0
11	242	0	0	0	0	242	22.0
16	0	84	0	0	0	84	5.2
21	0	0	0	0	64	64	3.0
11	0	0	0	33	28	61	5.5
11	0	39	0	18	0	57	5.2
26	10	506	0	0	0	516	19.8
3	49	0	0	0	0	49	16.3
38	0	0	0	0	35	35	0.9
10	23	0	0	0	0	23	2.3
15	238	0	0	0	0	238	15.9
24	0	0	0	0	17	17	0.7
24	0	0	12	0	0	12	0.5
1	6	0	0	0	0	6	6.0
9	4	0	0	0	0	4	0.4
6	0	3	0	0	0	3	0.5
32	0	0	0	0	9	9	0.3

Field Goals	att	good	long	blkd
SHELLEY, Andrew	8	7	53	0
Total	8	7	53	0
Opponents	18	14	42	1

att	good	long	blkd
8	7	53	0

SEASON

CAREER

Punting	no.	yds	avg	lg	blk	no.	yds	avg	lg	blk
DYER, Tyson	74	3278	44.3	84	0	74	3278	44.3	84	0
TEAM	1	0	0.0	0	1					
Total	75	3278	43.7	84	1					
Opponents	58	2500	43.1	68	0					

Kickoffs	no.	yds	avg	tb	ob	no.	yds	avg	tb	ob
SUTTON, Daniel	50	3101	62.0	35	0	50	3101	62.0	35	0
KELLY-ROMERO, Dylan	8	485	60.6	3	1	8	485	60.6	3	1
RUIZ, Stephen	2	129	64.5	0	0	2	129	64.5	0	0
Total	60	3715	61.9	38	1					
Opponents	80	4833	60.4	51	1					

##	Defensive Leaders	gp	ua	a	total	tfl	sack	int	pbu	fr	ff	blk	gp	ua	a	total	tfl	sack	int	pbu	fr	ff	blk	
9Z	BARNWELL Jr, Stanley	11	40	36	76	2.0		1	4			1	32	63	51	114	4.0			2	5		1	1
2F	TAMAIVENA, Sitivena	11	32	26	58	1.5	0.5			1			23	43	35	78	2.5	1.5			1			
5Z	SEWELL, Jr., Michael	11	34	23	57	4.0	1.0		1		1		17	41	27	68	4.0	1.0		1		1		
3Z	ROSS, D'Angelo	12	36	21	57	2.0		1	6		1		24	57	28	85	3.0		1	17		1		
45	TOHI, Evahelotu	8	26	31	57	6.0	1.0	2	2	2	2		21	44	41	85	10.5	2.5	2	2	2	2		
1C	BURRELL, Jalin	12	36	16	52	0.0		1	6	2			24	76	29	105	0.5		1	16	2			
2C	HAYES, Marcus	11	31	20	51	1.5		2	5	1	1		11	31	20	51	1.5		2	5	1	1		
1A	EPTING, Rhashaun	12	23	20	43	8.5	5.5		1	2	1		22	42	38	80	11.0	6.5		1	2	1		
46	SHOOK, Brandon	12	24	16	40	3.5	2.0				2		12	24	16	40	3.5	2.0				2		
4Z	PARKER, Bijon	12	22	17	39	2.0	1.0	1	6				38	42	28	70	4.0	3.0	2	9	2			
29	FLACK, Jordan	12	23	14	37	3.5	1.5						24	37	22	59	7.5	3.5	1		1	1		
30	VAINIKOLO, Alexander	12	15	20	35	2.0	1.0				1		12	15	20	35	2.0	1.0				1		
52	BLACKWELL, Aaron	12	12	17	29	4.0	2.0		1				23	18	21	39	7.5	2.0		2				
93	FLOWERS, Nahje	12	12	14	26	5.5	1.5						24	13	16	29	5.5	1.5						
6Z	ROGERS, De'John	11	19	7	26	0.0		1	2				11	19	7	26	0.0		1	2				
1B	PEEK, Patrick	12	16	9	25	1.0					1		12	16	9	25	1.0					1		
53	BAKER, Cody	12	14	9	23	3.5	2.0		1	1	1		50	42	52	94	9.0	4.5		3	1	1		
3C	HART, Alex	3	8	11	19	0.0							37	56	49	105	9.5	2.0		4	2	2		
90	AUSTIN, Erin	9	10	7	17	3.0	2.5						9	10	7	17	3.0	2.5						
1J	BAKER, Daquan	9	5	10	15	2.0	1.0				2		15	8	10	18	3.0	2.0				3		
1E	MILLER, Kameron	12	9	5	14	1.0							24	9	5	14	1.0							
1H	HORTON, Dylan	12	7	6	13	1.5	1.0						12	7	6	13	1.5	1.0						
9E	SOREMEKUN, Adebay	11	8	5	13	4.5	2.0			3	1		11	8	5	13	4.5	2.0			3	1		
5D	MURRAY, Langston	10	7	6	13	1.0							10	7	6	13	1.0							
8Z	HOBDY, Jr., Willie	6	6	4	10	0.0					2		17	12	7	19	0.0					2		
92	CONYERS, Jermane	12	5	2	7	1.0							12	5	2	7	1.0							
57	POWELL, Everett	7	3	3	6	0.5	0.5			1			32	9	5	14	1.0	1.0			1			
2A	BOLDEN, Nico	10	4	2	6	0.0							10	4	2	6	0.0							
39	HERNANDEZ, Johnny	11	1	2	3	0.0							11	1	2	3	0.0							
1D	ORTEGA, Gabe	11	2	1	3	1.0							23	6	2	8	1.0							
3D	EnRICO, Jared	11	3		3	0.0							23	3		3	0.0							
7Z	MANLY, Blair	8	3		3	0.0							23	4	1	5	0.0							
5	REED, Patrick	11	2		2	0.0							42	5		5	0.0				1			
32	GRAY, Micah	10		2	2	0.0							10		2	2	0.0							
23	GRIFFIN IV, Jay	12	2		2	0.0							24	2		2	0.0							
41	PORTILLA, James	1		1	1	0.0							2		1	1	0.0							
25	OWENS, Tyrone	12	1		1	0.0							48	2		2	0.0							
19	LILLY, Elijah	12	1		1	0.0							33	14	1	15	1.0			1				
12	SOMOYE, Anu	11		1	1	0.0							36	2	4	6	0.0							
84	DICKEY, Brayden	11	1		1	0.0							11	1		1	0.0							
64	STAPLEY, Kyle	12	1		1	0.0							12	1		1	0.0							
7	UMEH, Anselem	11	1		1	0.0							21	1		1	0.0							
81	MOLINA, Aaron	4	1		1	0.0							16	3		3	0.0							
88	WILLIAMS, Marcus	10	1		1	0.0							22	2		2	0.0							
Total		12	507	384	891	66	26	9	35	13	16	1												
Opponents		12	434	386	820	87	27	17	34	9	13	3												

TEAM STATISTICS

		Rushing				Receiving				Passing				Kick Returns				Punt Returns				tot		
Date	Opponent	no.	yds	td	lg	no.	yds	td	lg	cmp	att	int	yds	td	lg	no.	yds	td	lg	no.	yds	td	lg	off
Sep 01	INCARNATE WORD	66	319	4	67	15	361	5	69	15-25-1	361	5	69	3	49	0	40	1	9	0	9		680	
Sep 08	at Wisconsin	30	77	0	16	14	134	2	17	14-24-2	134	2	17	2	48	0	28	1	8	0	8		211	
Sep 15	at New Mexico State	62	198	5	20	12	127	0	22	12-19-1	127	0	22	0	0	0	0	2	52	0	27		325	
Sep 29	LIBERTY	37	211	2	32	21	369	4	79	21-41-4	369	4	79	5	68	0	26	3	26	0	14		580	
Oct 06	at UNLV	60	252	3	35	13	250	4	74	13-21-0	250	4	74	0	0	0	0	3	39	0	28		502	
Oct 13	at Colorado State	35	134	0	18	12	165	2	52	12-20-0	165	2	52	3	60	0	26	2	56	0	53		299	
Oct 20	FRESNO STATE	33	148	0	19	15	132	1	26	15-32-1	132	1	26	3	25	0	24	1	3	0	3		280	
Oct 27	at Utah State	30	71	0	11	18	220	1	33	18-37-4	220	1	33	2	33	0	19	0	0	0	0		291	
Nov 03	SAN DIEGO STATE	37	101	0	12	9	41	2	12	9-20-1	41	2	12	0	0	0	0	2	12	0	8		142	
Nov 10	at Air Force	36	119	2	29	13	186	0	56	13-18-1	186	0	56	3	48	0	25	0	0	0	0		305	
Nov 16	BOISE STATE	45	159	1	18	8	103	0	29	8-14-1	103	0	29	1	13	0	13	1	86	1	86		262	
Nov 24	WYOMING	34	49	0	15	3	34	0	19	3-17-1	34	0	19	2	34	0	19	1	39	0	39		83	
New Mexico		505	1838	17	67	153	2122	21	79	153-288-17	2122	21	79	24	378	0	40	17	330	1	86		3960	
		536	2604	30	90	209	3072	23	58	209-363-9	3072	23	58	18	268	0	28	29	218	0	34		5676	

Games: 12 • Avg/rush: 3.6 • Avg/catch: 13.9 • Pass eff: 127.27 • KR avg: 15.8 • PR avg: 19.4 • All purpose avg/game: 406.8 • Total offense avg/gm: 330.0

		Tackles				Sacks	Fumble		Pass Defense			blkd	PAT Attempts				off		
Date	Opponent	ua	a	total	tfl-yds	no-yds	ff	fr-yds	int-yds	qbh	brup	kick	kick	rush	rcv	saf	t/o	pts	
Sep 01	INCARNATE WORD	48	14	62	6.0-30	3.0-16	3	1-0	1-0	1	1	0	8-9	0	0	0	7	62	
Sep 08	at Wisconsin	40	50	90	2.0-9	1.0-7	2	1-0	1-29	0	1	0	2-2	0	0	0	0	14	
Sep 15	at New Mexico State	38	40	78	9.0-35	3.0-19	0	0-0	5-148	3	4	0	6-6	0	0	0	21	42	
Sep 29	LIBERTY	52	26	78	5.0-15	1.0-8	0	0-0	1-1	2	7	0	4-5	0	0	0	3	43	
Oct 06	at UNLV	29	20	49	7.0-39	5.0-34	1	1-0	1-35	0	3	0	5-7	0	0	0	13	50	
Oct 13	at Colorado State	33	56	89	5.0-17	2.0-11	0	0-0	0-0	6	7	0	1-1	1	0	0	0	18	
Oct 20	FRESNO STATE	46	22	68	3.0-14	1.0-4	0	0-0	0-0	0	3	0	1-1	0	0	0	0	7	
Oct 27	at Utah State	58	34	92	7.0-24	1.0-5	3	3-18	0-0	0	2	0	0-0	0	1	1	6	19	
Nov 03	SAN DIEGO STATE	45	14	59	5.0-20	3.0-16	3	3-44	0-0	1	3	0	2-3	0	0	0	16	23	
Nov 10	at Air Force	42	44	86	5.0-8	0.0-0	2	3-0	0-0	0	0	0	3-3	0	0	0	7	24	
Nov 16	BOISE STATE	37	28	65	7.0-22	3.0-13	0	0-0	0-0	0	1	1	2-2	0	0	0	0	14	
Nov 24	WYOMING	39	36	75	5.0-24	3.0-19	2	1-0	0-0	2	3	0	0-0	0	0	0	0	3	
New Mexico		507	384	891	66.0-257	26.0-152	16	13-62	9-213	15	35	1	34-39	1	1	1	73	319	
		434	386	820	87.0-280	27.0-163	13	9-29	17-213	17	34	3	54-54	1	0	0	114	434	

		Punting										Field Goals			Kickoffs				
Date	Opponent	no.	yds	avg	long	blkd	tb	fc	50+	i20	md-att	long	blkd	no.	yds	avg	tb	ob	
Sep 01	INCARNATE WORD	3	146	48.7	52	0	0	0	2	1	0-0	0	0	10	614	61.4	3	1	
Sep 08	at Wisconsin	5	195	39.0	50	0	0	0	1	1	0-0	0	0	3	195	65.0	1	0	
Sep 15	at New Mexico State	8	355	44.4	62	0	1	0	1	2	0-0	0	0	7	402	57.4	4	0	
Sep 29	LIBERTY	5	199	39.8	54	1	0	1	2	2	1-1	38	0	8	481	60.1	5	0	
Oct 06	at UNLV	4	116	29.0	42	0	0	1	0	2	1-1	43	0	9	571	63.4	7	0	
Oct 13	at Colorado State	6	267	44.5	56	0	0	1	1	2	1-1	29	0	4	245	61.2	3	0	
Oct 20	FRESNO STATE	8	377	47.1	61	0	1	1	3	1	0-0	0	0	2	130	65.0	2	0	
Oct 27	at Utah State	8	373	46.6	69	0	1	2	3	2	1-1	53	0	4	260	65.0	2	0	
Nov 03	SAN DIEGO STATE	8	348	43.5	56	0	1	0	1	1	1-1	41	0	5	325	65.0	5	0	
Nov 10	at Air Force	7	351	50.1	84	0	2	2	3	3	1-1	21	0	4	232	58.0	2	0	
Nov 16	BOISE STATE	3	114	38.0	49	0	0	0	0	0	0-1	0	0	2	130	65.0	2	0	
Nov 24	WYOMING	10	437	43.7	64	0	0	4	2	2	1-1	25	0	2	130	65.0	2	0	
New Mexico		75	3278	43.7	84	1	6	12	19	19	7-8	53	0	60	3715	61.9	38	1	
		58	2500	43.1	68	0	9	20	12	18	14-18	42	1	80	4833	60.4	51	1	

OPPONENT STATISTICS

		Rushing				Receiving				Passing				Kick Returns				Punt Returns				tot		
Date	Opponent	no.	yds	td	lg	no.	yds	td	lg	cmp	att	int	yds	td	lg	no.	yds	td	lg	no.	yds	td	lg	off
Sep 01	INCARNATE WORD	34	244	3	90	19	322	1	44	19	39	1	322	1	44	5	93	0	21	2	11	0	12	566
Sep 08	at Wisconsin	59	417	4	43	9	151	2	44	9	13	1	151	2	44	2	32	0	16	1	10	0	10	568
Sep 15	at New Mexico State	36	119	1	14	22	249	1	58	22	40	5	249	1	58	3	20	0	13	4	27	0	14	368
Sep 29	LIBERTY	43	96	4	9	27	472	3	50	27	47	1	472	3	50	2	28	0	28	3	54	0	25	568
Oct 06	at UNLV	27	43	0	26	15	123	2	19	15	35	1	123	2	19	2	27	0	16	1	2	0	0	166
Oct 13	at Colorado State	41	112	1	13	24	311	1	45	24	42	0	311	1	45	1	23	0	23	1	15	0	15	423
Oct 20	FRESNO STATE	44	153	2	16	20	280	3	34	20	30	0	280	3	34	0	0	0	0	3	28	0	15	433
Oct 27	at Utah State	49	188	2	23	30	516	4	55	30	42	0	516	4	55	2	35	0	22	2	4	0	2	704
Nov 03	SAN DIEGO STATE	40	161	3	50	17	240	1	29	17	25	0	240	1	29	0	0	0	0	4	54	0	34	401
Nov 10	at Air Force	67	478	4	54	5	145	2	54	5	6	0	145	2	54	1	10	0	10	1	-5	0	0	623
Nov 16	BOISE STATE	41	227	2	41	17	222	3	23	17	27	0	222	3	23	0	0	0	0	2	-1	0	0	449
Nov 24	WYOMING	55	366	4	45	4	41	0	15	4	17	0	41	0	15	0	0	0	0	5	19	0	12	407
Opponents		536	2604	30	90	209	3072	23	58	209	363	9	3072	23	58	18	268	0	28	29	218	0	34	5676
		505	1838	17	67	153	2122	21	79	153	288	17	2122	21	79	24	378	0	40	17	330	1	86	3960

Games: 12 • Avg/rush: 4.9 • Avg/catch: 14.7 • Pass eff: 144.61 • KR avg: 14.9 • PR avg: 7.5 • All purpose avg/game: 531.2 • Total offense avg/gm: 473.0

Date	Opponent	Tackles			Sacks no-yds	Fumble		Pass Defense			blkd kick	PAT Attempts			off		
		ua	a	total		ff	fr-yds	int-yds	qbh	brup		kick	rush	rcv	saf	t/o	pts
Sep 01	INCARNATE WORD	59	20	79	9.0-19	0	0-0	1-6	0	2	0	3-3	0	0	0	3	30
Sep 08	at Wisconsin	30	20	50	6.0-12	0	1-0	2-24	5	3	0	6-6	0	0	0	21	45
Sep 15	at New Mexico State	24	96	120	6.0-31	2	1-0	1-28	2	4	0	2-2	1	0	0	7	25
Sep 29	LIBERTY	43	20	63	7.0-22	0	0-0	4-20	0	3	1	7-7	0	0	0	14	52
Oct 06	at UNLV	45	50	95	9.0-16	3	1-0	0-0	0	0	1	2-2	0	0	0	0	14
Oct 13	at Colorado State	28	42	70	8.0-28	1	1-0	0-0	2	2	0	2-2	0	0	0	7	20
Oct 20	FRESNO STATE	41	12	53	2.0-7	0	0-0	1-0	1	3	0	5-5	0	0	0	7	38
Oct 27	at Utah State	32	28	60	8.0-17	1	1-20	4-107	3	4	0	7-7	0	0	0	13	61
Nov 03	SAN DIEGO STATE	34	22	56	10.0-40	0	0-0	1-2	0	3	1	4-4	0	0	0	7	31
Nov 10	at Air Force	31	34	65	7.0-44	2	1-0	1-0	1	2	0	6-6	0	0	0	14	42
Nov 16	BOISE STATE	37	22	59	6.0-12	2	2-9	1-0	2	1	0	6-6	0	0	0	21	45
Nov 24	WYOMING	30	20	50	9.0-32	2	0-0	1-26	1	7	0	4-4	0	0	0	0	31
Opponents		434	386	820	87.0-280	13	9-29	17-213	17	34	3	54-54	1	0	0	114	434
		507	384	891	66.0-257	16	13-62	9-213	15	35	1	34-39	1	1	1	73	319

		Punting										Field Goals			Kickoffs				
Date	Opponent	no.	yds	avg	long	blkd	tb	fc	50+	i20	md-att	long	blkd	no.	yds	avg	tb	ob	
Sep 01	INCARNATE WORD	6	198	33.0	46	0	0	3	0	1	1-1	29	0	6	286	47.7	0	1	
Sep 08	at Wisconsin	1	54	54.0	54	0	0	0	1	0	1-1	26	0	8	517	64.6	6	0	
Sep 15	at New Mexico State	6	258	43.0	49	0	1	3	0	1	1-2	42	0	5	325	65.0	5	0	
Sep 29	LIBERTY	7	292	41.7	60	0	2	1	2	3	1-1	22	0	9	482	53.6	4	0	
Oct 06	at UNLV	9	378	42.0	66	0	1	3	2	2	0-0	0	0	2	130	65.0	2	0	
Oct 13	at Colorado State	6	329	54.8	62	0	3	0	4	1	2-3	26	0	4	251	62.8	1	0	
Oct 20	FRESNO STATE	4	173	43.2	61	0	0	2	1	2	1-2	30	0	7	388	55.4	3	0	
Oct 27	at Utah State	2	85	42.5	48	0	1	1	0	0	4-4	34	0	12	762	63.5	10	0	
Nov 03	SAN DIEGO STATE	6	256	42.7	48	0	0	2	0	2	1-1	32	0	6	354	59.0	5	0	
Nov 10	at Air Force	2	86	43.0	48	0	0	2	0	1	0-0	0	0	7	448	64.0	4	0	
Nov 16	BOISE STATE	3	120	40.0	44	0	1	1	0	1	1-2	34	1	8	522	65.2	7	0	
Nov 24	WYOMING	6	271	45.2	68	0	0	2	2	4	1-1	37	0	6	368	61.3	4	0	
Opponents		58	2500	43.1	68	0	9	20	12	18	14-18	42	1	80	4833	60.4	51	1	
		75	3278	43.7	84	1	6	12	19	19	7-8	53	0	60	3715	61.9	38	1	

PASSING

#4 JONES, Sheriron	Comp	Att	Int	Pct	Yards	TD	Long	Sacked	Effic
Incarnate Word	1	3	0	33.3	22	1	22	0-0	204.93
Wisconsin	9	16	2	56.2	79	1	17	1-3	93.35
New Mexico State	12	19	1	63.2	127	0	22	3-25	108.78
Liberty	15	27	3	55.6	312	4	79	1-2	179.29
UNLV	13	20	0	65.0	250	4	74	0-0	236.00
Colorado State	12	20	0	60.0	165	2	52	3-12	162.30
Fresno State	15	32	1	46.9	132	1	26	0-0	85.59
Utah State	10	25	3	40.0	110	0	30	1-8	52.96
Air Force	6	9	1	66.7	114	0	56	2-17	150.84
Boise State	8	13	1	61.5	103	0	29	2-8	112.71
Wyoming	1	3	0	33.3	3	0	3	1-5	41.73
TOTALS	102	187	12	54.5	1417	13	79	14-80	128.30

#11 GERHART, Coltin	Comp	Att	Int	Pct	Yards	TD	Long	Sacked	Effic
Incarnate Word	1	1	0	100.0	12	0	12	0-0	200.80
Utah State	8	12	1	66.7	110	1	33	0-0	154.50
San Diego State	9	20	1	45.0	41	2	12	6-28	85.22
Air Force	7	9	0	77.8	72	0	38	3-25	144.98
Wyoming	2	14	1	14.3	31	0	19	3-20	18.60
TOTALS	27	56	3	48.2	266	3	38	12-73	95.08

#16 TUIOTI, Tevaka	Comp	Att	Int	Pct	Yards	TD	Long	Sacked	Effic
Incarnate Word	13	21	1	61.9	327	4	69	0-0	246.04
Wisconsin	5	8	0	62.5	55	1	13	0-0	161.50
Liberty	6	14	1	42.9	57	0	22	1-10	62.77
TOTALS	24	43	2	55.8	439	5	69	1-10	170.64

#TM TEAM	Comp	Att	Int	Pct	Yards	TD	Long	Sacked	Effic
UNLV	0	1	0	0.0	0	0	0	0-0	0.00
TOTALS	0	1	0	0.0	0	0	0	0-0	0.00

#9 CARROLL, Bryson	Comp	Att	Int	Pct	Yards	TD	Long	Sacked	Effic
Boise State	0	1	0	0.0	0	0	0	0-0	0.00
TOTALS	0	1	0	0.0	0	0	0	0-0	0.00

RUSHING & RECEIVING

RUSHING	No-Yds/TD	ACU	NMS	BSU	TLS	AF	FS	CSU	WY	USU	TAMU	LV	SDSU
OWENS, Tyrone RB	139-770/4	8-41/1	9-33/0	14-46/1	6-43/0	16-84/0	10-29/0	16-159/1	7-42/0	14-44/0	18-58/0	15-164/1	6-27/0
McQUARLEY, R. RB	92-473/6	10-22/0	10-30/0	10-36/0	10-34/0	11-179/5	5-20/0	11-73/1	13-43/0	9-37/0	3--1/0	DNP	DNP
CHESTNUT, Daryl RB	76-459/4	4-64/2	9-44/0	5-28/0	4-23/0	-	5-29/0	6-27/0	1-0/0	9-42/0	8-41/1	17-145/1	8-16/0
JORDAN, Lamar QB	78-345/2	7-52/0	4--8/0	9-20/0	DNP	10-68/0	4-0/0	2-2/0	8-8/0	16-85/0	3-1/0	13-116/2	2-1/0
JORDAN, Romell QB	56-267/2	3-65/0	2-8/0	4-12/0	12-54/0	3-28/1	4-11/0	1--6/0	2-1/0	3-17/0	5-10/0	8-43/1	9-24/0
GERHART, Coltin RB	35-218/1	-	-	8-49/0	24-156/1	DNP	DNP	DNP	2-12/0	-	1-1/0	-	-
TUIOTI, Tekava QB	28-142/1	-	2-8/0	DNP	DNP	DNP	5-14/0	9-62/0	3-3/0	5-39/1	2-9/0	DNP	2-7/0
GRIFFIN IV, Jay WR	13-116/1	-	1-61/1	1-7/0	1-20/0	1-4/0	3-7/0	2-3/0	-	-	-	3-14/0	1-0/0
MORAN, Kentrail RB	14-32/0	3-13/0	DNP	DNP	DNP	DNP	1--1/0	DNP	4-6/0	1-1/0	1-3/0	DNP	4-10/0
CARROLL, Bryson QB	1-10/0	DNP	DNP	DNP	1-10/0	DNP	DNP	DNP	DNP	DNP	DNP	DNP	DNP
VIGILANT, Dae. RB	4-3/0	4-3/0	DNP	DNP	DNP	DNP	DNP	DNP	DNP	DNP	DNP	DNP	DNP
JONES, Jahvon RB	1--2/0	-	DNP	DNP	-	DNP	DNP	DNP	DNP	DNP	1--2/0	DNP	-
SHULER, Zahneer RB	2--3/0	-	-	-	-	-	-	-	-	-	-	-	2--3/0
TEAM	3--5/0	1--1/0	-	-	1--2/0	-	-	1--2/0	-	-	-	-	-

RECEIVING	No-Yds/TD	ACU	NMS	BSU	TLS	AF	FS	CSU	WY	USU	TAMU	LV	SDSU
GRIFFIN IV, Jay WR	29-393/4	2-36/1	5-95/1	-	1-3/0	2-75/1	2-13/0	-	2-11/0	5-35/0	4-15/0	-	6-110/1
HART-JOHNSON, D WR	15-310/1	3-77/0	2-42/0	2-24/0	-	1-49/1	2-56/0	-	1-17/0	-	2-7/0	-	2-38/0
DAVIS, Chris WR	25-262/1	3-55/0	8-81/1	2-22/0	4-60/0	-	1-4/0	1-3/0	2-17/0	2-13/0	1-2/0	-	1-5/0
DRENNAN, Q' WR	9-182/0	1-42/0	-	-	1-6/0	-	2-49/0	2-63/0	1-4/0	1-19/0	-	-	1--1/0
SHULER, Zahneer RB	5-60/0	-	-	-	1-27/0	-	2-23/0	-	-	-	-	-	2-10/0
UMEH, Anselem WR	3-59/1	-	-	1-14/1	-	-	2-45/0	DNP	DNP	-	-	-	-
REED, Patrick WR	6-52/0	-	-	2-17/0	-	-	-	1-21/0	2-16/0	1--2/0	-	-	-
JORDAN, Romell RB	8-48/0	-	1-5/0	1-2/0	-	1-22/0	2-8/0	-	1-1/0	1-8/0	-	-	1-2/0
CHESTNUT, Daryl RB	6-38/0	1-6/0	1-18/0	-	1-6/0	-	1-7/0	-	-	-	-	-	2-1/0
WILLIAMS, Mar. TE	1-27/0	-	-	-	-	-	-	1-27/0	-	-	-	-	-
MOLINA, Aaron WR	2-20/1	-	-	-	-	-	1-8/0	1-12/1	-	-	-	-	-

TACKLES

Total Tackles	UA-A	Total	UIW	WIS	NMS	LIBERTY	UNLV	CS	FS	USU	SDSU	AF	BSU
BARNWELL	40-36	76	2-0	4-8	5-3	1-1	1-4	2-4	6-0	DNP	5-1	6-9	5-1
TAMAIVENA, Siti	32-26	58	1-0	2-4	DNP	1-1	-	5-6	5-1	2-3	6-2	7-5	3-4
TOHI, Evaheleotu	26-31	57	3-0	1-1	4-5	7-6	1-2	2-11	4-1	4-5	DNP	DNP	DNP
SEWELL, Jr., M.	34-23	57	2-0	-	0-1	8-1	2-2	6-5	4-3	2-1	3-1	3-6	DNP
ROSS, D'Angelo	36-21	57	4-0	6-3	3-1	4-2	3-0	3-3	0-2	5-1	4-2	1-7	1-0
BURRELL, Jalin	36-16	52	2-1	3-5	3-0	9-1	1-2	3-2	5-0	0-3	4-0	4-2	1-0
HAYES, Marcus	31-20	51	2-0	5-5	3-1	0-2	2-0	5-3	5-2	1-3	DNP	-	2-3
EPTING, Rhashau	23-20	43	4-1	2-2	2-5	2-1	1-0	1-2	2-3	3-2	2-0	0-1	1-1
SHOOK, Brandon	24-16	40	2-1	-	0-1	-	2-0	-	2-1	3-0	2-0	3-4	8-6
PARKER, Bijon	22-17	39	0-1	1-2	1-2	1-0	1-1	1-1	1-1	7-2	3-0	4-3	1-3
FLACK, Jordan	23-14	37	4-1	2-1	2-2	4-1	1-1	0-2	1-0	2-1	1-2	2-2	2-0
VAINIKOLO, Alex	15-20	35	1-0	1-0	4-5	0-1	0-1	-	3-4	2-2	1-0	2-0	1-2
BLACKWELL, Aa.	12-17	29	0-2	-	2-2	1-2	1-2	2-3	1-1	0-2	2-1	2-0	0-1
FLOWERS, Nahje	12-14	26	1-0	1-2	-	3-2	0-1	1-3	1-0	1-2	1-0	2-1	0-1
ROGERS, De'John	19-7	26	4-0	0-1	3-2	2-0	2-0	0-1	1-1	2-0	2-1	DNP	3-1
PEEK, Patrick	16-9	25	1-1	1-1	-	-	2-2	-	1-0	4-3	4-1	1-0	0-1
BAKER, Cody	14-9	23	1-0	0-1	2-1	1-3	2-0	1-2	1-1	2-0	-	2-1	-
HART, Alex	8-11	19	1-3	5-8	2-0	DNP	DNP	DNP	DNP	DNP	DNP	DNP	DNP
AUSTIN, Erin	10-7	17	1-1	0-1	0-1	1-0	2-0	DNP	DNP	DNP	1-0	-	3-2
BAKER, Daquan	5-10	15	1-0	-	0-1	-	1-0	-	DNP	DNP	1-1	0-1	DNP
MILLER, Kameron	9-5	14	-	-	-	-	2-0	-	-	3-2	-	-	4-1
SOREMEKUN, Adeb	8-5	13	0-1	-	DNP	-	-	1-2	1-0	3-0	1-0	2-2	-
MURRAY, Langsto	7-6	13	0-1	DNP	DNP	1-2	2-0	0-2	2-0	2-0	-	-	0-1
HORTON, Dylan	7-6	13	2-0	1-1	1-1	-	-	0-2	-	0-1	0-1	1-0	1-0
HOBDY, Jr., W.	6-4	10	2-0	2-2	1-1	1-0	0-1	-	DNP	DNP	DNP	DNP	DNP
CONYERS, Jerman	5-2	7	-	-	-	2-0	-	0-1	0-1	3-0	-	-	-
POWELL, Everett	3-3	6	-	1-2	0-1	DNP	-	DNP	-	2-0	DNP	DNP	DNP
BOLDEN, Nico	4-2	6	-	-	-	-	-	0-1	-	2-1	2-0	-	DNP
ORTEGA, Gabe	2-1	3	2-0	-	-	-	-	-	-	-	0-1	-	DNP
MANLY, Blair	3-0	3	2-0	-	-	1-0	-	-	-	DNP	-	DNP	DNP
EnRICO, Jared	3-0	3	DNP	-	-	-	-	-	-	1-0	-	-	-
HERNANDEZ, John	1-2	3	1-0	-	0-1	-	0-1	-	-	-	-	-	DNP
REED, Patrick	2-0	2	1-0	DNP	-	-	-	-	-	-	-	-	-
GRIFFIN IV, Jay	2-0	2	1-0	-	-	-	-	-	-	-	-	-	1-0
GRAY, Micah	0-2	2	-	-	0-2	-	-	DNP	-	-	-	-	-
STAPLEY, Kyle	1-0	1	-	1-0	-	-	-	-	-	-	-	-	-
OWENS, Tyrone	1-0	1	-	1-0	-	-	-	-	-	-	-	-	-
DICKEY, Brayden	1-0	1	-	-	-	-	-	DNP	-	1-0	-	-	-
MOLINA, Aaron	1-0	1	DNP	-	-	DNP	DNP	DNP	DNP	1-0	DNP	DNP	-
PORTILLA, James	0-1	1	DNP	DNP	DNP	DNP	DNP	DNP	DNP	DNP	DNP	DNP	DNP
SOMOYE, Anu	0-1	1	-	-	0-1	-	-	-	-	-	-	-	DNP
UMEH, Anselem	1-0	1	-	-	-	1-0	-	-	-	DNP	-	-	-
WILLIAMS, Mar.	1-0	1	-	-	-	-	-	DNP	-	-	DNP	-	-
LILLY, Elijah	1-0	1	-	-	-	1-0	-	-	-	-	-	-	-

SEPT. 1 VS. INCARNATE WORD



SEPT. 8 AT WISCONSIN



SEPT. 15 AT NEW MEXICO ST.



SEPT. 29 LIBERTY



OCT. 6 AT UNLV



OCT. 13 AT COLORADO STATE



OCT. 20 VS. FRESNO STATE



OCT. 27 AT UTAH STATE



NOV. 3 VS. SAN DIEGO STATE



NOV. 10 AT AIR FORCE



NOV. 16 VS. BOISE STATE



NOV. 24 VS. WYOMING





30
62

Game 1: 9/1/2018
Albuquerque, N.M.
Att: 18,213



14
45

Game 2: 9/8/2018
Madison, Wisc.
Att: 77,003

ALBUQUERQUE, N.M. — New Mexico racked up 680 yards of total offense and Tévaka Tuioti accounted for five touchdowns including four passing as the Lobos blitzed Incarnate Word 62-30 in the season opener for both teams. The Lobos now prepare to head to Camp Randall to take on a top-10 team in Wisconsin next Saturday at 11 a.m. Central Time.

Tuioti was brilliant in just his second career start. He led UNM to touchdowns on his first four drives. After Incarnate Word opened the game with a touchdown to go up 7-0, Tuioti went to work. He tied the game up with a 10-yard strike to Marcus Williams, and then he gave UNM the lead for good with a 12-yard run, which capped off a 66 yard drive. On the next drive, Tyrone Owens went over from 6 yards out for a 21-7 lead and then Tuioti on 3rd-and-12 hit Patrick Reed for a 69-yard touchdown pass for a 28-7 first quarter lead.

Incarnate Word eventually answered with a 90-yard run by Ra'Quanne Dickens to make it 28-13, but even that didn't work out for the Cardinals and Dickens was hit with an unsportsmanlike conduct penalty, his second of the game, earning an ejection.

After a field goal made it 28-16 with 1:01 to go, a wild sequence led to UNM scoring a back-breaking touchdown. Tuioti threw a deep interception, giving the ball back to Incarnate Word, but Willie Hobby forced a fumble and UNM recovered with 14 seconds to go in the half. Tuioti took over and immediately hit Elijah Lilly with a 51-yard touchdown strike and UNM took a 35-16 lead into the break.

UNM tacked on 13 more points in the third quarter with another Owens touchdown run, this from two yards, and another Williams touchdown catch, this from 33 yards. That made it 48-16. While UNM's offense was scoring seven touchdowns on 12 drives, UNM's defense allowed just one over that same stretch.

In the fourth quarter, both offenses kept rolling as both teams subbed liberally. Coltin Gerhart scored on a 1-yard run, and Sheriron Jones threw a 22-yard touchdown on third down to Anu Somoye for UNM to finish off a big offensive day.

Box Score (Final)
2018 New Mexico Lobo Football
Incarnate Word vs New Mexico (Sep 01, 2018 at Albuquerque, N.M.)

Score by Quarters	1	2	3	4	Total
Incarnate Word	7	9	0	14	30
New Mexico	28	7	13	14	62

Qtr Time Scoring play

1st	11:00	UIW - Copeland, Jon 1 yd run (Seidel, Cody kick), 13-75 4:00
	08:54	NM - WILLIAMS, Marcus 10 yd pass from TUIOTI, Tévaka (SHELLEY, Andrew kick), 6-60 1:57
	04:30	NM - TUIOTI, Tévaka 12 yd run (SHELLEY, Andrew kick), 9-66 3:42
	01:36	NM - OWENS, Tyrone 6 yd run (SHELLEY, Andrew kick), 5-60 1:13
	00:00	NM - REED, Patrick 69 yd pass from TUIOTI, Tévaka (SHELLEY, Andrew kick), 3-67 0:51
2nd	07:58	UIW - Dickens, Ra'Quanne 90 yd run (Seidel, Cody rush failed), 1-90 0:15
	01:01	UIW - Seidel, Cody 29 yd field goal, 8-85 2:45
	00:05	NM - LILLY, Elijah 51 yd pass from TUIOTI, Tévaka (SHELLEY, Andrew kick), 1-51 0:09
3rd	13:10	NM - OWENS, Tyrone 2 yd run (SHELLEY, Andrew kick failed), 5-85 1:43
	02:32	NM - WILLIAMS, Marcus 33 yd pass from TUIOTI, Tévaka (SHELLEY, Andrew kick), 12-74 5:29
4th	12:36	NM - GERHART, Coltin 1 yd run (SHELLEY, Andrew kick), 8-39 3:39
	10:10	UIW - Baptiste, Phillip 16 yd pass from Copeland, Jon (Seidel, Cody kick), 6-78 2:20
	02:58	NM - SOMOYE, Anu 22 yd pass from JONES, Sheriron (SHELLEY, Andrew kick), 6-40 3:21
	00:58	UIW - McDuffie, Brandon 4 yd run (Seidel, Cody kick), 5-83 1:55

	UIW	NM
FIRST DOWNS	19	32
RUSHES-YARDS (NET)	34-244	66-319
PASSING YDS (NET)	322	361
Passes Att-Comp-Int	39-19-1	25-15-1
TOTAL OFFENSE PLAYS-YARDS	73-566	91-680
Fumble Returns-Yards	0-0	0-0
Punt Returns-Yards	2-11	1-9
Kickoff Returns-Yards	5-93	3-49
Interception Returns-Yards	1-6	1-0
Punts (Number-Avg)	6-33.0	3-48.7
Fumbles-Lost	3-1	1-1
Penalties-Yards	8-69	7-48
Possession Time	24:10	35:50
Third-Down Conversions	5 of 15	5 of 11
Fourth-Down Conversions	0 of 2	2 of 3
Red-Zone Scores-Chances	4-4	5-6
Sacks By: Number-Yards	0-0	3-16

RUSHING: Incarnate Word-Dickens, Ra'Quanne 7-110; King, Ameer 7-81; Fields, Dorland 6-31; Copeland, Jon 9-8; Phillio, Keyondrick 2-7; Baptiste, Phillip 1-5; Williams, Kam 1-2; Henderson, Gunnar 1-minus 4; McDuffie, Brandon 0-4; New Mexico-SHULER, Zahneer 5-90; OWENS, Tyrone 20-58; TUIOTI, Tévaka 11-54; DAVIS, Ahmari 7-39; GRAY, Micah 7-23; JONES, Sheriron 4-18; VIGILANT, Daevon 4-16; LILLY, Elijah 1-14; GERHART, Coltin 5-11; TEAM 2-minus 4.

PASSING: Incarnate Word-Copeland, Jon 17-36-1-328; Brophy, Sean 2-3-0-minus 6. New Mexico-TUIOTI, Tévaka 13-21-1-327; JONES, Sheriron 1-3-0-22; GERHART, Coltin 1-1-0-12.

RECEIVING: Incarnate Word-Baptiste, Phillip 6-112; Johnson, Lamont 4-103; Edwards, Kody 4-61; Dickens, Ra'Quanne 2-38; Williams, Kam 1-14; Campbell, Jaelin 1-2; Phillio, Keyondrick 1-minus 8. New Mexico-LILLY, Elijah 2-61; WILLIAMS, Marcus 2-43; GRIFFIN IV, Jay 2-43; UMEH, Anselm 2-37; SOMOYE, Anu 2-34; REED, Patrick 1-69; DRENNAN, Q 1-40; HART-JOHNSON, Delane 1-minus 8; DICKLEY, Brayden 1-1; DAVIS, Ahmari 1-minus 2.

INTERCEPTIONS: Incarnate Word-Tolds, Ce'Cori 1-6. New Mexico-BURRELL, Jalin 1-0.

FUMBLES: Incarnate Word-Dickens, Ra'Quanne 1-0; King, Ameer 1-0; Baptiste, Phillip 1-1. New Mexico-TUIOTI, Tévaka 1-1.

Incarnate Word (0-1) vs. New Mexico (1-0)
Date: Sep 01, 2018 • Site: Albuquerque, N.M. • Stadium: Dreamstyle Stadium
Attendance: 18213

Kickoff time: 6:05 pm • End of Game: 9:38 • Total elapsed time: 3:35
Officials: Referee: Vidal Jones; Umpire: Chris Booker; Linesman: Bill Scott;
Line Judge: Jeffrey Milkus; Back Judge: Michael Aaronian; Field Judge: Gabriel DeLeon;

MADISON, Wisc. --- New Mexico was in it for much of the game, but the paced by three All-Americans on the offensive line, the No. 5 Wisconsin Badgers rushed for 417 yards and pulled away in the second half to win 45-14 over the Lobos, dropping UNM to 1-1 on the season.

UNM took the opening kickoff and drove 87 yards in 17 plays with Tévaka Tuioti playing brilliantly, helping UNM convert four third downs on the drive. UNM rushed for 33 on the drive and passed for 44, and the final play was an 11-yard strike to Delane Hart-Johnson on third down for a 7-0 lead.

That lead held for most of the half, with UNM's defense bending but never breaking. On Wisconsin's first drive, the Badgers drove inside the Lobo 10 but could only come up with a field goal. Later in the second quarter on a second-and-goal play, freshman Marcus Hayes, playing close to his hometown in Illinois, forced and recovered a Jonathan Taylor fumble at the 5-yard line.

"We lost our rhythm offensively when Tévaka went out in the second quarter," said Bob Davis. "We needed to play really well, and we needed to get some breaks, and we got a few. I would have liked to have seen what Tévaka could have done playing the whole game, but that's not how football goes."

Wisconsin eventually took a 10-7 lead at the break and on its first drive of the second half, the Lobos got a big stop when Evahelotu Tohi picked off a pass as Alex Hornibrook got hit by Jordan Flack, and Tohi returned it to the Badger 26. UNM couldn't score however when Sheriron Jones, in for an injured Tuioti, went for the lead. He was looking for Elijah Lilly, who had a step, but safety Scott Nelson picked it off at the 2-yard line. That lead to the first of two third quarter touchdowns for Wisconsin, the first an A.J. Taylor 10-yard catch, the second a Jonathan Taylor 5-yard rush.

Wisconsin made it 31-7 on the opening play of the third quarter, but Jones led a nice 75-yard drive that saw Tyrone Owens rush for over 30 yards on it. Jones capped it with a third-down toss of five yards to Elijah Lilly to make it 31-14. The Badgers' Taylor tacked on a third rushing touchdown in the fourth to make it 38-14, and then with just 22 seconds left and the game well in hand, Wisconsin threw a 3-yard touchdown pass to account for the final margin.

UNM threw for 134 yards and went 14-for-24 combined with two TDs and two interceptions. Alex Hart led the way with 13 tackles, Stanley Barnwell added 12 and freshman Marcus Hayes had 10 with a fumble recovery. Tyrone Owens led the way with 57 yards on just 13 carries.

Box Score (Final)
2018 New Mexico Lobo Football
New Mexico vs #5 Wisconsin (Sep 08, 2018 at Madison, Wis)

Score by Quarters	1	2	3	4	Total
New Mexico	7	0	0	7	14
Wisconsin	3	7	14	21	45

Qtr Time Scoring play

1st	07:22	NM - HART-JOHNSON, Delane 11 yd pass from TUIOTI, Tévaka (SHELLEY, Andrew kick), 17-87 7:38
	01:13	WIS - Gaglianone, R. 26 yd field goal, 12-76 6:04
2nd	02:20	WIS - Taylor, J. 16 yd run (Gaglianone, R. kick), 7-44 3:30
3rd	07:46	WIS - Taylor, A.J. 10 yd pass from Hornibrook, A. (Gaglianone, R. kick), 6-76 3:03
	02:52	WIS - Taylor, J. 5 yd run (Gaglianone, R. kick), 7-34 3:54
4th	14:56	WIS - Ingold, Alec 1 yd run (Gaglianone, R. kick), 4-69 1:57
	11:00	NM - LILLY, Elijah 5 yd pass from JONES, Sheriron (SHELLEY, Andrew kick), 9-75 3:56
	06:36	WIS - Taylor, J. 4 yd run (Gaglianone, R. kick), 7-75 4:24
	00:22	WIS - Mustapha, Taj 3 yd pass from Vanden Boom, D. (Gaglianone, R. kick), 10-45 5:40

	NM	WIS
FIRST DOWNS	14	29
RUSHES-YARDS (NET)	30-77	59-417
PASSING YDS (NET)	134	151
Passes Att-Comp-Int	24-14-2	13-9-1
TOTAL OFFENSE PLAYS-YARDS	54-211	72-568
Fumble Returns-Yards	0-0	0-0
Punt Returns-Yards	1-8	1-10
Kickoff Returns-Yards	2-48	2-32
Interception Returns-Yards	1-29	2-24
Punts (Number-Avg)	5-39.0	1-54.0
Fumbles-Lost	1-1	2-1
Penalties-Yards	1-10	4-39
Possession Time	23:26	36:34
Third-Down Conversions	6 of 13	6 of 9
Fourth-Down Conversions	0 of 0	1 of 1
Red-Zone Scores-Chances	2-2	7-8
Sacks By: Number-Yards	1-7	1-3

RUSHING: New Mexico-OWENS, Tyrone 13-57; VIGILANT, Daevon 2-14; JONES, Sheriron 7-5; SHULER, Zahneer 4-5; TUIOTI, Tévaka 1-4; DAVIS, Ahmari 1-3; LILLY, Elijah 1-minus 3; TEAM 1-minus 8. Wisconsin-Taylor, J. 33-253; Deal, Taiwan 9-57; Ingold, Alec 4-47; James, Chris 6-29; Groshek, G. 3-21; Cruickshank, A. 1-11; Stokke, Mason 2-6; Hornibrook, A. 1-minus 7.

PASSING: New Mexico-JONES, Sheriron 9-16-2-79; TUIOTI, Tévaka 5-8-0-55. Wisconsin-Hornibrook, A. 8-11-1-148; Vanden Boom, D. 1-1-0-3; TEAM 0-1-0-0.

RECEIVING: New Mexico-GRIFFIN IV, Jay 3-34; HART-JOHNSON, Delane 3-33; LILLY, Elijah 2-22; UMEH, Anselm 2-20; WILLIAMS, Marcus 2-16; HARRIS, Emmanuel 1-8; DICKLEY, Brayden 1-1. Wisconsin-Taylor, A.J. 5-134; Groshek, G. 1-7; Ferguson, Jake 1-4; Mustapha, Taj 1-3; Neville, Z. 1-3.

INTERCEPTIONS: New Mexico-TOHI, Evahelotu 1-29. Wisconsin-Nelson, Scott 1-22; Cone, Madison 1-2.

FUMBLES: New Mexico-JONES, Sheriron 1-1. Wisconsin-Taylor, J. 1-1; Groshek, G. 1-0.

New Mexico (1-1) vs. Wisconsin (2-0)
Date: Sep 08, 2018 • Site: Madison, Wis • Stadium: Camp Randall
Attendance: 77003

Kickoff time: 11:01 • End of Game: 1:57 • Total elapsed time: 2:56
Officials: Referee: L. Smith; Umpire: R. Colosimo; Linesman: B. Matthew;
Line Judge: P. Holt; Back Judge: K. Schwarzel; Field Judge: T. Maguire;
Side Judge: D. Swanson; Center Judge: M. Stumberg;
Temperature: 64 • Wind: NE 15 • Weather: Partly Cloudy



42
25

Game 3: 9/15/2018
Las Cruces, N.M.
Att: 20,667



52
43

Game 4: 9/29/2018
Albuquerque, N.M.
Att: 18,804

LAS CRUCES, N.M. --- Down 14-0 in the first quarter, down to a third-string quarterback in Sherion Jones, UNM's defense needed to make a stand. Boy did it ever. The Lobos picked three New Mexico State quarterbacks a total of five times, tying a school record, and the defense led the way in a thriller in Las Cruces, winning 42-25 to end a two-game losing streak in the Rio Grande Rivalry.

The win pushed New Mexico to 2-1 for the first time in 11 years, and it kept a hungry New Mexico State squad winless at 0-4 on the season. UNM heads into its bye week with some momentum before hosting Liberty at 4 p.m. on Saturday, September 29 at Dreamstyle Arena.

New Mexico found itself down 14-0 just 4:10 into the contest. On the game's third play, and Jones' first pass, Terrill Hanks picked off a screen and went 28 yards for a 7-0 lead. After a punt, the Aggies behind Matt Romero went 57 yards, the last 2 by calling his own number and just 4:10 into the game it was 14-0.

New Mexico State had the ball again with a chance to go up more, but UNM forced a punt, and freshman Marcus Hayes returned it 27 yards to the Aggie 30-yard line. That field position allowed for UNM to go the distance in five plays, the last a 1-yard run by Ahmari Davis, his first career touchdown. It was the first of four on the night for Davis, whose four were tied for the third most in school history.

NMSU's Dylan Brown tacked on a 42-yard field goal and after one quarter it was 17-7, but that would be the last real salvo for the Aggie offense. On 3rd-and-8, Romero threw the first of his five interceptions as D'Angelo Ross picked it off and returned the ball to the Aggie 27. With that field position, UNM got a second straight 1-yard touchdown run and it was 17-14.

After each team punted, Romero was picked off again as DeJean Rogers did the honors, returning the ball to the 6-yard line. Tyrone Owens, who led UNM with 110 yards rushing, scored to give the Lobos the lead for good, and make it 21-17 at the break after Nick Jeanty was picked off to end the half.

UNM got two more Davis touchdown runs to make it 35-17. The first was the caper of a brilliant 16-play, 80-yard drive that thrice saw Jones convert third downs. One was a 16-yard Jones run on third-and-13, the second was a 12-yard pass to Brayden Dickey and the third was a Davis 1-yard run. Davis' 3-yard TD capped it.

In the fourth, Davis' fourth TD made it 35-17 after Jones led a 12-play, 77-yard drive and Davis scored from 16 yards out. That looked like it was it, but the Aggies made one last push. They went to third string quarterback Josh Adkins, and his wheeler pass to Jason Huntley went for 58 yards, and after a two-point conversion it was 35-25 with 11:06 to go.

After both teams punted NMSU got the ball back and marched to a first and goal at the Lobo nine, and then somehow ran seven plays, recording two first downs, but not scoring. After getting to the Lobo three, a pass interference penalty moved the ball to the 2-yard line. Jason Huntley then scored, but a hold on NMSU moved the ball back to the 12. UNM held and it looked like the Aggies would have to settle for a field goal, but a personal foul on UNM made it first and goal at the 4-yard line. After an incomplete, Adkins tried to hit Huntley in the flat, but Marcus Hayes read it and turned in UNM's fourth interception of the night.

UNM couldn't get a first down and Tyson Dyer unloaded a 62-yard punt into the wind and pinned NMSU after a penalty at its own 19. On third-and-12, Hayes stepped in front of an Adkins pass for a record-tying fifth Lobo interception, and he housed it from 60 yards out for the final score.

Box Score (Final)
2018 New Mexico Lobo Football
New Mexico vs New Mexico State (Sep 15, 2018 at Las Cruces, N.M.)

Score by Quarters	1	2	3	4	Total
New Mexico	7	14	7	14	42
New Mexico State	17	0	0	8	25

Qtr	Time	Scoring play
1st	13:58	NMS - Hanks, Terrill 28 yd interception return (Brown, Dylan kick)
	10:50	NMS - Romero, Matt 2 yd run (Brown, Dylan kick), 6-57 1:28
	04:48	NM - DAVIS, Ahmari 1 yd run (SHELLEY, Andrew kick), 5-30 1:38
	00:53	NMS - Brown, Dylan 42 yd field goal, 9-58 3:42
2nd	10:40	NM - DAVIS, Ahmari 1 yd run (SHELLEY, Andrew kick), 4-27 0:56
	03:34	NM - OWENS, Tyrone 6 yd run (SHELLEY, Andrew kick), 2-6 0:42
	04:19	NM - DAVIS, Ahmari 3 yd run (SHELLEY, Andrew kick), 16-80 6:07
3rd	12:20	NM - DAVIS, Ahmari 16 yd run (SHELLEY, Andrew kick), 12-77 5:18
	11:06	NMS - Huntley, Jason 58 yd pass from Adkins, Josh (Adkins, Josh rush), 4-86 1:09
	00:28	NM - HAYES, Marcus 60 yd interception return (SHELLEY, Andrew kick)

	NM	NMS
FIRST DOWNS	22	22
RUSHES-YARDS (NET)	62-198	36-119
PASSING YDS (NET)	127	249
Passes Att-Comp-Int	19-12-1	40-22-5
TOTAL OFFENSE PLAYS-YARDS	81-325	76-368
Fumble Returns-Yards	0-0	0-0
Punt Returns-Yards	2-32	4-27
Kickoff Returns-Yards	0-0	2-20
Interception Returns-Yards	5-148	1-28
Punts (Number-Avg)	8-44.4	6-43.0
Fumbles-Lost	2-1	0-0
Penalties-Yards	15-113	15-114
Possession Time	33:39	26:21
Third-Down Conversions	7 of 16	4 of 15
Fourth-Down Conversions	0 of 0	0 of 0
Red-Zone Scores-Chances	5-5	1-3
Sacks By: Number-Yards	3-19	3-25

RUSHING: New Mexico-OWENS, Tyrone 30-110; DAVIS, Ahmari 21-74; JONES, Sherion 7-7; SHULER, Zahneer 3-7; VIGILANT, Daevon 1-0. New Mexico State-Huntley, Jason 15-67; Adkins, Josh 9-20; Caldwell, Royce 4-13; Gibson, C. 3-10; Romero, Matt 5-9.

PASSING: New Mexico-JONES, Sherion 12-19-1-127. New Mexico State-Adkins, Josh 12-21-2-168; Romero, Matt 9-13-2-75; Jeanty, Nick 1-6-1-6.

RECEIVING: New Mexico-LILLY, Elijah 4-53; UMEH, Anselm 2-28; DICKKEY, Brayden 2-25; HARRIS, Emmanuel 1-9; HART-JOHNSON, Delane 1-6; GRIFFIN IV, Jay 1-3; SHULER, Zahneer 1-3. New Mexico State-Huntley, Jason 4-87; Boone, J. 4-71; Clark, OJ 4-27; Muse, Anthony 3-39; Lottie, Izaiah 3-17; Abraham, Tevis 2-1; Dan, Drew 1-6; Caldwell, Royce 1-1.

INTERCEPTIONS: New Mexico-HAYES, Marcus 2-68; PARKER, Bijon 1-35; ROGERS, DeJean 1-28; ROSS, D'Angelo 1-17. New Mexico State-Hanks, Terrill 1-28.

FUMBLES: New Mexico-OWENS, Tyrone 1-1; PARKER, Bijon 1-0. New Mexico State-None.

New Mexico (2-1) vs. New Mexico State (0-4)
Date: Sep 15, 2018 • Site: Las Cruces, N.M. • Stadium: Aggie Memorial
Attendance: 20,673

Kickoff time: 6:07p.m. • End of Game: 9:40p.m. • Total elapsed time: 3:33
Officials: Referee: David Alvarez; Umpire: Scott Teifer; Linesman: Andy Warner;
Line judge: Darren Deckard; Back judge: Chris Alston; Field judge: Gabriel DeLeon;
Side judge: Jim Murphy; Center judge: Ken Ray;
Temperature: 86 • Wind: 7mph ESE • Weather: Clear skies

Box Score (Final)
2018 New Mexico Lobo Football
Liberty vs New Mexico (Sep 29, 2018 at Albuquerque, N.M.)

Score by Quarters	1	2	3	4	Total
Liberty	21	21	0	10	52
New Mexico	7	3	13	20	43

Qtr	Time	Scoring play
1st	13:39	NM - OWENS, Tyrone 19 yd run (SHELLEY, Andrew kick), 4-75 1:21
	11:27	LIBERTY - HICKSON, Frankie 2 yd run (PEARL, Aaron kick), 7-75 2:12
	03:03	LIBERTY - PICKETT, Peyton 1 yd run (PEARL, Aaron kick), 9-65 2:22
	00:45	LIBERTY - KING, Damian 10 yd pass from CALVERT, Stephen (PEARL, Aaron kick), 5-35 1:36
2nd	09:44	NM - SHELLEY, Andrew 38 yd field goal, 4-3 1:23
	08:08	LIBERTY - GANDY-GOLDEN, Antonio 20 yd pass from CALVERT, Stephen (PEARL, Aaron kick), 5-75 1:1
	02:34	LIBERTY - HICKSON, Frankie 1 yd run (PEARL, Aaron kick), 1-1 0:02
	00:22	LIBERTY - FARROW, B.J. 24 yd pass from CALVERT, Stephen (PEARL, Aaron kick), 3-63 0:21
3rd	10:21	NM - REED, Patrick 79 yd pass from JONES, Sherion (SHELLEY, Andrew kick failed), 2-80 1:01
	03:10	NM - HART-JOHNSON, Delane 4 yd pass from JONES, Sherion (SHELLEY, Andrew kick), 9-80 3:20
4th	14:13	NM - WILLIAMS, Marcus 7 yd pass from JONES, Sherion (JONES, Sherion pass failed), 5-72 1:47
	12:26	LIBERTY - PICKETT, Peyton 4 yd run (PEARL, Aaron kick), 5-75 1:47
	08:03	NM - OWENS, Tyrone 31 yd pass from JONES, Sherion (SHELLEY, Andrew kick), 3-73 0:45
	05:07	NM - OWENS, Tyrone 3 yd run (SHELLEY, Andrew kick), 5-45 1:06
	01:02	LIBERTY - PEARL, Aaron 22 yd field goal, 9-75 4:05

	LIBERTY	NM
FIRST DOWNS	23	24
RUSHES-YARDS (NET)	43-96	37-211
PASSING YDS (NET)	472	369
Passes Att-Comp-Int	47-27-1	41-21-4
TOTAL OFFENSE PLAYS-YARDS	90-568	78-580
Fumble Returns-Yards	0-0	0-0
Punt Returns-Yards	3-54	3-26
Kickoff Returns-Yards	2-28	5-68
Interception Returns-Yards	4-20	1-1
Punts (Number-Avg)	7-41.7	5-39.8
Fumbles-Lost	0-0	1-0
Penalties-Yards	3-30	6-57
Possession Time	33:56	26:04
Third-Down Conversions	10 of 23	6 of 15
Fourth-Down Conversions	2 of 3	0 of 1
Red-Zone Scores-Chances	7-7	5-6
Sacks By: Number-Yards	2-12	1-8

RUSHING: Liberty-HICKSON, Frankie 27-65; PICKETT, Peyton 12-39; FOUTZ, Zac 1-1; KING, Damian 1-minus 2; CALVERT, Stephen 2-minus 7. New Mexico-OWENS, Tyrone 15-93; JONES, Sherion 6-44; TUIOTI, Tevaka 3-42; LILLY, Elijah 2-22; DAVIS, Ahmari 9-18; TEAM 1-minus 4; SHULER, Zahneer 1-minus 4.

PASSING: Liberty-CALVERT, Stephen 24-41-1-417; CUNNINGHAM, Mason 2-5-0-16; STUBBS, DJ 1-1-0-39. New Mexico-JONES, Sherion 15-27-3-312; TUIOTI, Tevaka 6-14-1-57.

RECEIVING: Liberty-GANDY-GOLDEN, Antonio 11-245; FARROW, B.J. 7-122; STUBBS, DJ 3-20; FOUTZ, Zac 2-53; KING, Damian 2-23; HICKSON, Frankie 1-4. New Mexico-HART-JOHNSON, Delane 5-83; LILLY, Elijah 3-57; WILLIAMS, Marcus 3-32; SOMOYE, Anu 2-36; OWENS, Tyrone 2-34; HARRIS, Emmanuel 2-27; REED, Patrick 1-79; GRIFFIN IV, Jay 1-13; UMEH, Anselm 1-6; DAVIS, Ahmari 1-2.

INTERCEPTIONS: Liberty-STEEL, Isaac 2-20; WILSON, Bejour 1-0; BENTON, Elijah 1-0. New Mexico-BARNWELL Jr, Stanley 1-1.

FUMBLES: Liberty-None. New Mexico-TEAM 1-0.

Liberty (2-2) vs. New Mexico (2-2)
Date: Sep 29, 2018 • Site: Albuquerque, N.M. • Stadium: Dreamstyle Stadium
Attendance: 18,804



50
14

Game 5: 10/6/2018
Las Vegas, Nev.
Att: 18,949

LAS VEGAS, Nev. --- The New Mexico Lobos poured on the juice in the second quarter, exploding for 29 points as the Lobos raced past UNLV in Las Vegas 50-14. The win moved UNM to 3-2 on the season and to 1-0 in the league as the Lobos will now head for another conference road tilt, this at Colorado State.

Both teams were missing its opening day quarterbacks, but UNM's Sheriron Jones, who has played in every game this season, was stellar while UNM's defense made life miserable for UNLV's Max Gilliam. After a feeling out process in the opening quarter, UNM went to work, taking advantage of an Evahelotu Tohi interception of Gilliam that gave UNM the ball at the Rebel 14. On the first play of the second quarter, Zahneer Shuler scored from the 1-yard line to give UNM a 6-0 lead after the extra point was blocked.

That TD opened the floodgates as UNM's defense forced three-and-outs and Jones made the Rebels pay. Tyrone Owens made it 12-0 with a 1-yard run, and Andrew Shelley made it 15-0 with a career-long 44-yard field goal. From then on it was all Sheriron Jones. First, he hit Elijah Lilly over the top for a 74-yard touchdown with 2:56 to go in the opening half, making it 22-0. UNM got the ball back with just 1:14 left, but Jones led a quick drive, gaining 25 yards with his feet and then hitting Anselem Umeh with a perfect pass in the end zone to make it 29-0 with just 17 seconds left in the half.

It was more Jones in the third quarter as on third down he found Emmanuel Harris for a 33-yard touchdown, and then in the fourth quarter after a punt, Jones recorded a fourth touchdown pass with a fade to Delane Hart-Johnson in the end zone. That followed a special teams miscue by UNLV as Tyson Dyer's hit a Rebel in the back, and Dylan Horton fell on the ball for a fumble recovery.

The only blemishes were a pair of fourth quarter touchdowns on drives that were both extended by fourth down pass interference penalties. However, those were it for UNLV highlights as UNM's defense was lights out.

The team recorded eight three-and-outs and UNLV didn't cross the 100-yard mark until there was just 7:02 left in the fourth quarter. UNM's defense recorded a season-high five sacks, including two by Cody Baker and a one by Rhashaun Epting, giving him 5.5 on the season.

Jones became the first quarterback in school history to throw for four touchdown passes in back-to-back games, and he raised his season total to 10 overall. He totaled 322 yards of total offense with 250 passing and 72 rushing.

The win was the largest road conference win for the Lobos in 46 years, and it moved UNM into an early first place tie in the league standings.

UNM achieved near perfect balance offensively, with the Lobos rushing for 252 yards and passing for 250. UNM won the turnover battle 2-1, and converted both into touchdowns while UNLV couldn't turn its one takeaway into points.

Box Score (Final)
2018 New Mexico Lobo Football
New Mexico vs UNLV (Oct 06, 2018 at Las Vegas, NV)

Score by Quarters	1	2	3	4	Total
New Mexico	0	29	7	14	50
UNLV	0	0	0	14	14

Qtr Time Scoring play

2nd	14:57	NM - SHULER, Zahneer 1 yd run (SHELLEY, Andrew kick blocked), 5-14 2:16
	09:34	NM - OWENS, Tyrone 1 yd run (SHELLEY, Andrew kick failed), 8-56 3:44
	04:37	NM - SHELLEY, Andrew 43 yd field goal, 7-13 3:26
	02:56	NM - LILLY, Elijah 74 yd pass from JONES, Sheriron (SHELLEY, Andrew kick), 2-65 0:40
	00:17	NM - UMEH, Anselem 26 yd pass from JONES, Sheriron (SHELLEY, Andrew kick), 5-60 0:56
3rd	02:25	NM - HARRIS, Emmanuel 33 yd pass from JONES, Sheriron (SHELLEY, Andrew kick), 10-89 5:11
4th	14:46	UNLV - PRESLEY, Brandon 19 yd pass from GILLIAM, Max (PANTELIS, Evan kick), 9-75 2:39
	11:07	NM - HART-JOHNSON, Delane 11 yd pass from JONES, Sheriron (SHELLEY, Andrew kick), 1-11 0:06
	07:57	NM - SHULER, Zahneer 2 yd run (SHELLEY, Andrew kick), 7-35 2:33
	04:43	UNLV - WOODS JR., D. 11 yd pass from GILLIAM, Max (PANTELIS, Evan kick), 11-80 3:07

	NM	UNLV
FIRST DOWNS	25	13
RUSHES-YARDS (NET)	60-252	27-43
PASSING YDS (NET)	250	123
Passes Att-Comp-Int	21-13-0	35-15-1
TOTAL OFFENSE PLAYS-YARDS	81-502	62-166
Fumble Returns-Yards	0-0	0-0
Punt Returns-Yards	3-39	0-0
Kickoff Returns-Yards	0-0	2-27
Interception Returns-Yards	1-35	0-0
Punts (Number-Avg)	4-29.0	9-42.0
Fumbles-Lost	3-1	4-1
Penalties-Yards	3-40	3-25
Possession Time	36:48	23:12
Third-Down Conversions	10 of 17	3 of 15
Fourth-Down Conversions	1 of 1	1 of 2
Red-Zone Scores-Chances	5-6	2-2
Sacks By: Number-Yards	5-34	0-0

RUSHING: New Mexico-JONES, Sheriron 9-72; SHULER, Zahneer 10-53; OWENS, Tyrone 17-41; DAVIS, Ahmari 9-20; LILLY, Elijah 1-19; VIGILANT, Daevon 4-18; REED, Patrick 5-10; GRIFFIN IV, Jay 1-9; HALL, Trae 1-6; JONES, Javohn 3-4. **UNLV-THOMAS, L.** 6-36; WILLIAMS, C. 9-31; HICKEN, Hayes 1-14; COLLINS, Tyleek 1-3; CAMPBELL, X. 1-2; GILLIAM, Max 9-minus 43.

PASSING: New Mexico-JONES, Sheriron 13-20-0-250; TEAM 0-1-0-0. **UNLV-GILLIAM, Max** 15-35-1-123.


RECEIVING: New Mexico-HART-JOHNSON, Delane 6-80; GRIFFIN IV, Jay 3-30; LILLY, Elijah 1-74; HARRIS, Emmanuel 1-33; UMEH, Anselem 1-26; WILLIAMS, Marcus 1-7. **UNLV-PRESLEY, Brandon** 4-53; WOODS JR., D. 3-27; THOMAS, L. 3-1; STEVENSON, Mekhi 2-15; KEYS, Kendal 1-11; FAUOLO, Giovanni 1-4; COLLINS, Tyleek 1-2.

INTERCEPTIONS: New Mexico-TOHI, Evahelotu 1-35. **UNLV-None.**

FUMBLES: New Mexico-REED, Patrick 2-0; GRIFFIN IV, Jay 1-1. **UNLV-GILLIAM, Max** 3-0.

New Mexico (3-2, 1-0) vs. UNLV (2-3, 0-1)
Date: Oct 06, 2018 • Site: Las Vegas, NV • Stadium: Sam Boyd Stadium
Attendance: 18949

Kickoff time: 1:08 pm • End of Game: 4:02 • Total elapsed time: 2:54
Officials: Referee: M. VanderVeld; Umpire: Rico Orsoti; Linesman: Bill Scott;
Line judge: Mark Estermyer; Back judge: Robert Lewis; Field judge: Gabriel DeLeon;
Side judge: Steve Meiman; Center judge: Gret Reid;
Temperature: 77 • Wind: N 8MPH • Weather: Cloudy



18
20

Game 6: 10/13/2018
Fort Collins, Colo.
Att: 18,949

FORT COLLINS, Colo. --- Wyatt Bryan of Colorado State atoned for a shocking 18-yard missed field goal by just squeaking in a 26-yarder with no time remaining as Colorado State nipped New Mexico 20-18 at the wire at Canvas Stadium in front of a sell-out crowd. The field goal extended Colorado State's winning streak over UNM to nine straight, and this might have been the toughest of those to take.

New Mexico bounced back from a 14-3 halftime deficit on the arm of quarterback Sheriron Jones, who was masterful again, going 12-for-20 for 165 yards and two touchdowns without a turnover.

After forcing CSU to punt twice to open the second half, Jones led UNM on an 80-yard drive. Tyrone Owens opened it with an 18-yard run, and then Elijah Lilly went 20 yards on a short pass from Jones. Two more rushes put the ball at the 23, where Jones hit Lilly on a swing pass and Lilly turned on the jets for a 23-yard touchdown. UNM hit the extra point, but an offside penalty moved the ball closer, and head coach Bob Davie went for two and got it when Jones dove in to make it 14-11.

Colorado State answered with a 22-yard field goal from Bryan. After both teams punted, Marcus Hayes set up UNM's next drive with a 53-yard punt return to the Ram 12-yard line. Three plays later Jones hit Delane Hart-Johnson, who leapt over two defenders for a 5-yard score, and Andrew Shelley's extra point made it 18-17 UNM.

After a punt with 8:37 to go, CSU drove 59 plays in 6:08 to set up a chip shot field goal of 18 yards. Sitting at second and goal, Michael Sewell, Jr. made a stop inches from the goal line, and then Nahje Flowers and Evahelotu Tohi made a stop on Izzy Matthews at the goal line. That forced an 18-yard field goal that was missed.

UNM then couldn't get a first down to seal the game. UNM ran it twice to make CSU use timeouts, and on third and five, Jones looked for Jeffrey Jones, Jr., but the connection couldn't be made under tight coverage. CSU then moved down the field, getting a key 12-yard run on second down to get into field goal range. Bryan came on with three seconds left, and his kick started wide but sliced back in for the win.

Things looked bad early as on the second play from scrimmage, Tyrone Owens was hit in the backfield and lost the ball with Tre Thomas sliding on it just before the ball went out of bounds, giving the Rams the ball at the Lobo 12. CSU converted that turnover into points two plays later when K.J. Carta-Samuels hit Preston Williams for a 5-yard score just 1:10 into the game.

New Mexico and CSU both didn't get much going offensively in the opening half, but UNM twice got the ball inside the 6-yard line and could only come away with three points. Down 7-0 in the second quarter, UNM had 3rd-and-2 at the 5-yard line, but Tyrone Owens picked up just a yard on third down, and then Zahneer Shuler was short on the fourth-and-1 attempt, giving the ball back to CSU.

The Rams then went on their only sustained drive of the first half, covering 96 yards on 16 plays. On the drive, CSU twice converted third downs, and on a near identical fourth-and-1 at the Lobo 4, Izzy Matthews just did get the first down up the middle. Two plays later K.J. Carta-Samuels faked a hand-off and fooled everyone for a 1-yard naked bootleg touchdown to make it 14-0.

UNM did respond, getting a 52-yard pass from Jones to Anselem Umeh to the CSU 6-yard line, but UNM could go no further, and Andrew Shelley got UNM on the board with a 29-yard field goal.

Box Score (Final)
2018 New Mexico Lobo Football
New Mexico vs Colorado State (Oct 13, 2018 at Fort Collins, Colo.)

Score by Quarters	1	2	3	4	Total
New Mexico	0	3	8	7	18
Colorado State	7	7	3	3	20

Qtr Time Scoring play

1st	13:50	CS - WILLIAMS, P. 5 yd pass from CARTA-SAMUELS (BRYAN, W. kick), 2-12 0:27
2nd	04:24	CS - CARTA-SAMUELS 1 yd run (BRYAN, W. kick), 16-96 7:31
	01:12	NM - SHELLEY, Andrew 29 yd field goal, 7-65 3:02
3rd	07:07	NM - LILLY, Elijah 23 yd pass from JONES, Sheriron (JONES, Sheriron rush), 5-80 1:42
	02:35	CS - BRYAN, W. 22 yd field goal, 8-71 4:32
4th	13:01	NM - HART-JOHNSON, Delane 5 yd pass from JONES, Sheriron (SHELLEY, Andrew kick), 3-12 1:13
	00:00	CS - BRYAN, W. 26 yd field goal, 11-65 2:01

	NM	CS
FIRST DOWNS	15	24
RUSHES-YARDS (NET)	35-134	41-112
PASSING YDS (NET)	165	311
Passes Att-Comp-Int	20-12-0	42-24-0
TOTAL OFFENSE PLAYS-YARDS	55-299	83-423
Fumble Returns-Yards	0-0	0-0
Punt Returns-Yards	2-56	1-15
Kickoff Returns-Yards	3-60	1-23
Interception Returns-Yards	0-0	0-0
Punts (Number-Avg)	6-44.5	6-54.8
Fumbles-Lost	2-1	0-0
Penalties-Yards	5-45	10-65
Possession Time	23:23	36:37
Third-Down Conversions	3 of 11	7 of 18
Fourth-Down Conversions	0 of 1	1 of 1
Red-Zone Scores-Chances	2-3	4-5
Sacks By: Number-Yards	2-11	3-12

RUSHING: New Mexico-OWENS, Tyrone 18-65; JONES, Sheriron 9-35; SHULER, Zahneer 5-20; HARRIS, Emmanuel 2-15; REED, Patrick 1-minus 1. **Colorado State-MATTHEWS, I.** 26-92; KINSEY JR., M. 7-19; MCLEROY, M. 1-4; MCBRIE, T. 2-3; CARTA-SAMUELS 4-minus 2; TEAM 1-minus 4.

PASSING: New Mexico-JONES, Sheriron 12-20-0-165. **Colorado State-CARTA-SAMUELS** 24-42-0-311.

RECEIVING: New Mexico-LILLY, Elijah 3-50; HART-JOHNSON, Delane 3-36; UMEH, Anselem 2-66; OWENS, Tyrone 2-11; JONES, Jeffrey 1-3; GRIFFIN IV, Jay 1-minus 1. **Colorado State-WILLIAMS, P.** 9-93; JOHNSON, O. 5-81; JACKSON, W. 4-69; BUTLER, C. 4-42; HALL, N. 1-16; MATTHEWS, I. 1-10.

INTERCEPTIONS: New Mexico-None. **Colorado State-None.**

FUMBLES: New Mexico-OWENS, Tyrone 2-1. **Colorado State-None.**

New Mexico (3-3, 1-1) vs. Colorado State (3-4, 2-1)
Date: Oct 13, 2018 • Site: Fort Collins, Colo. • Stadium: Canvas Stadium
Attendance: 36514

Kickoff time: 2 p.m. • End of Game: 5:19 pm • Total elapsed time: 3:16
Officials: Referee: C. Castleberry; Umpire: Mark Warner; Linesman: John Braun;
Line judge: K. Deterding; Back judge: D. Aultman; Field judge: Scott Gaines;
Side judge: A. Fleming; Center judge: Chris Tallent;
Temperature: • Wind: • Weather:



38 Game 7: 10/20/2018
7 Albuquerque, N.M.
 Att: 16,708

ALBUQUERQUE, N.M. --- Fresno State was able to handle UNM's offense, and several drives that started in great field position paved the way for the Bulldogs to win their seventh straight game against New Mexico, taking a 38-7 decision over the Lobos. The loss dropped UNM to 1-2 in the Mountain West and 3-4 overall while Fresno State stayed undefeated in league play at 3-0 and 6-1 overall, earning bowl eligibility for the second straight year.

Fresno State twice started drives in UNM territory, and consistently had UNM starting far away from the goal line. UNM's best starting position was its own 29-yard line, and seven of its first eight drives started at the 25 or in.

UNM looked to be in business on its first drive, but Delane Hart-Johnson's 43-yard catch to the Fresno State 16 was wiped out on an offensive pass interference call, and it was a sign of things to come. The defense held on Fresno State's opening drive, forcing a missed field goal, but the Lobos only mustered one first down in the opening quarter.

After the Bulldogs opened the scoring with a 30-yard field goal, UNM was forced to start at its own 4-yard line after a bizarre call in which Elijah Lilly attempted to return a kickoff off, but the play was whistled dead when Emmanuel Harris signaled to his blockers that the ball would be returned and it was interpreted as a fair catch. That was really the sign of things to come.

Ronnie Rivers scored on a 16-yard run with 18 seconds left in the opening quarter to make it 10-0, and he did it again from the 1-yard line to make it 17-0 in the second. UNM got on the board with 57 seconds left when Elijah Lilly caught a pass from Sheriron Jones and cruised it in to make it 17-7. However, UNM couldn't keep it there before halftime. After a short pass, UNM was whistled for two personal fouls on the same play, moving the ball 30 yards and well into UNM territory. Marcus McMaryion then hit Keesan Johnson for a 34-yard touchdown, answering with a touchdown in just 21 seconds, making it 24-7 at the break.

The Bulldogs put it away in the second half, scoring on both third quarter drives, the first a 15-yard pass from McMaryion to Johnson and the second a 23-yard pass from McMaryion to Ronnie Rivers.

The Lobos were bit by the penalty bug. UNM was whistled for nine personal fouls before finally getting a 5-yard false start. Twice UNM picked up two personal fouls on the same play, and a targeting ejection.

In what portended to a fitting end, the Lobos drove from their own 17 all the way down to the Fresno State 3-yard line, facing fourth and goal with 14 seconds left. On fourth, Jones threw over the middle to a wide-open Hart-Johnson. Hart-Johnson shook his defender, but as he was catching the pass, the umpire couldn't avoid the play, in effect breaking the pass up and denying UNM a touchdown.

The Lobos will face a second straight one-loss team as UNM travels to Logan, Utah to face the first-place team in the Mountain Division in 6-1 Utah State. That game will be on Stadium/Facebook and it will take place at 2 p.m. at Maverik Stadium.

Box Score (Final)
2018 New Mexico Lobo Football
Fresno State vs New Mexico (Oct 20, 2018 at Albuquerque, N.M.)

Score by Quarters	1	2	3	4	Total
Fresno State	10	14	14	0	38
New Mexico	0	7	0	0	7

Qtr	Time	Scoring play
1st	02:48	FS - FULLER, Asa 30 yd field goal, 10-44 4:10
	00:18	FS - RIVERS, Ronnie 16 yd run (FULLER, Asa kick), 3-46 1:04
2nd	03:29	FS - RIVERS, Ronnie 1 yd run (FULLER, Asa kick), 8-26 4:38
	00:57	NM - LILLY, Elijah 16 yd pass from JONES, Sheriron (SHELLEY, Andrew kick), 7-71 2:24
	00:36	FS - JOHNSON, KeeSean 34 yd pass from MCMARYION, Marcus (FULLER, Asa kick), 3-75 0:21
3rd	08:32	FS - JOHNSON, KeeSean 15 yd pass from MCMARYION, Marcus (FULLER, Asa kick), 14-75 6:28
	03:58	FS - RIVERS, Ronnie 23 yd pass from MCMARYION, Marcus (FULLER, Asa kick), 4-80 2:00

	FS	NM
FIRST DOWNS	29	19
RUSHES-YARDS (NET)	44-153	33-148
PASSING YDS (NET)	280	132
Passes Att-Comp-Int	30-20-0	32-15-1
TOTAL OFFENSE PLAYS-YARDS	74-433	65-280
Fumble Returns-Yards	0-0	0-0
Punt Returns-Yards	3-28	1-3
Kickoff Returns-Yards	0-0	3-25
Interception Returns-Yards	1-0	0-0
Punts (Number-Avg)	4-43.2	8-47.1
Fumbles-Lost	0-0	1-0
Penalties-Yards	6-35	8-110
Possession Time	37:42	22:18
Third-Down Conversions	9 of 16	5 of 14
Fourth-Down Conversions	1 of 1	0 of 1
Red-Zone Scores-Chances	4-4	1-2
Sacks By: Number-Yards	0-0	1-4

RUSHING: Fresno State-RIVERS, Ronnie 11-48; MIMS, Jordan 11-41; HOKIT, Josh 12-35; O'NEAL, DeJonte 4-13; MCMARYION, Marcus 4-12; GRIM, Derrion 1-4; TEAM 1-0. New Mexico-OWENS, Tyrone 19-83; JONES, Sheriron 10-42; DAVIS, Ahmari 2-20; HARRIS, Emmanuel 1-2; SHULER, Zahneer 1-1.

PASSING: Fresno State-MCMARYION, Marcus 20-30-0-280. New Mexico-JONES, Sheriron 15-32-1-132.

RECEIVING: Fresno State-JOHNSON, KeeSean 8-149; RIVERS, Ronnie 4-69; RICE, Jared 3-22; JORDAN, Jamire 2-26; HOKIT, Josh 2-9; COLEMAN, Chris 1-5. New Mexico-REED, Patrick 3-28; HART-JOHNSON, Delane 3-25; UMCH, Anselm 2-44; HARRIS, Emmanuel 2-15; GRIFFIN IV, Jay 2-minus 1; LILLY, Elijah 1-14; WILLIAMS, Marcus 1-7; DICKEY, Brayden 1-0.

INTERCEPTIONS: Fresno State-BELL, Mike 1-0. New Mexico-None.

FUMBLES: Fresno State-None. New Mexico-JONES, Sheriron 1-0.

Fresno State (6-1, 3-0) vs. New Mexico (3-4, 1-2)
 Date: Oct 20, 2018 • Site: Albuquerque, N.M. • Stadium: Dreamstyle Stadium
 Attendance: 16708

Kickoff time: 5:32 pm • End of Game: 8:45 pm • Total elapsed time: 3:13
 Officials: Referee: Reggie Smith; Umpire: M. Fitzgerald; Linesman: Rick Smith;
 Line judge: Scott Reilly; Back judge: Joel Wetzel; Field judge: Randy Smith;
 Side judge: Richard Corona; Center judge: Daniel Scanlan;
 Temperature: 67°F • Wind: 13 MPH • Weather: Nice but breezy



19 Game 8: 10/27/2018
61 Logan, Utah
 Att: 16,119

LOGAN, Utah --- New Mexico had a chance to take a 10-7 lead on a pass to Elijah Lilly in the end zone, but Utah State's Shaq Bond picked it off and then went 100-yards for a score to give Utah State a 14-3 lead, and that opened the floodgates as the Aggies rolled to a 61-19 win at Maverik Stadium. The loss was New Mexico's third straight and drops UNM to 3-5 overall and 1-3 in the Mountain West. The win was Utah State's seventh straight.

The Lobos opened the game up by pitching a three-and-out with a pair of pass break-ups, from Jalin Burrell and Marcus Hayes. UNM then stalled at the Aggie 36-yard line, but rookie kicker Andrew Shelley hammered home a 53-yard field goal, the second-longest in school history. That gave UNM a 3-0 lead.

The Aggies went down the field, covering 82 yards for a 7-3 lead, but UNM drove right back. UNM got a key third-down conversion on a 30-yard pass from Sheriron Jones to Delane Hart-Johnson, and then UNM got runs by Ahmari Davis, Tyrone Owens and Zahneer Shuler to put the ball on the 10-yard line. From there, Jones went for Lilly, who had a step on Bond, but Jones' pass was a little behind, and then Bond zigged and zagged his way to a touchdown.

From there, the wheels fell off as Utah State scored on five straight drives with quarterback Jordan Love throwing for four TDs and running for another. Three of those touchdown drives took less than a minute. The final touchdown was Love's 1-yard run on fourth-and-goal and made it 49-3.

The Lobo defense did get a score of their own as Jermaine Conyers recorded UNM's first safety in three years when he tackled Darwin Thompson in the end zone after a fumble.

Jones went 10-for-25 passing for 110 yards but three costly interceptions. He was replaced in the third quarter by Coltin Gerhart, who entered the season as UNM's No. 2 quarterback but got hurt on his lone series in the season opener. This was his first game back and he played well. He threw his first touchdown pass of the season, hitting Brayden Dickey for nine yards. UNM also scored a touchdown when Evahlotu Tohi recovered a fumble and scored from 18 yards out. Both Gerhart and Jones threw for 110 yards.

Box Score (Final)
2018 New Mexico Lobo Football
New Mexico vs Utah State (Oct 27, 2018 at Logan, Utah)

Score by Quarters	1	2	3	4	Total
New Mexico	3	2	14	0	19
Utah State	28	24	9	0	61

Qtr	Time	Scoring play
1st	12:40	NM - SHELLEY, Andrew 53 yd field goal, 7-28 1:45
	10:18	USU - THOMPSON, D. 3 yd run (EBERLE, Dominik kick), 8-87 2:16
	06:33	USU - BOND, Shaq 100 yd interception return (EBERLE, Dominik kick)
	02:21	USU - NATHAN, Jordan 17 yd pass from LOVE, Jordan (EBERLE, Dominik kick), 6-69 1:19
	00:58	USU - TARVER, R. 28 yd pass from LOVE, Jordan (EBERLE, Dominik kick), 3-72 0:27
2nd	14:07	USU - TERRELL, Carson 29 yd pass from LOVE, Jordan (EBERLE, Dominik kick), 4-70 0:54
	11:33	USU - RAYMOND, Dax 19 yd pass from LOVE, Jordan (EBERLE, Dominik kick), 4-74 0:59
	05:21	USU - LOVE, Jordan 1 yd run (EBERLE, Dominik kick), 13-80 5:14
	02:28	NM - CONYERS, Jermaine safety
	00:00	USU - EBERLE, Dominik 34 yd field goal, 10-75 1:22
3rd	13:51	USU - EBERLE, Dominik 27 yd field goal, 4-1 0:41
	12:17	USU - EBERLE, Dominik 28 yd field goal, 4-3 1:27
	10:00	NM - DICKEY, Brayden 9 yd pass from GERHART, Coltin (OWENS, Tyrone pass from GERHART, Coltin)
	02:35	USU - EBERLE, Dominik 18 yd field goal, 12-77 7:20
	00:33	NM - TOHI, Evahlotu 18 yd fumble recovery (GERHART, Coltin pass failed)

	NM	USU
FIRST DOWNS	13	30
RUSHES-YARDS (NET)	30-71	49-188
PASSING YDS (NET)	220	516
Passes Att-Comp-Int	37-18-4	42-30-0
TOTAL OFFENSE PLAYS-YARDS	67-291	91-704
Fumble Returns-Yards	1-18	1-20
Punt Returns-Yards	0-0	2-4
Kickoff Returns-Yards	2-33	2-35
Interception Returns-Yards	0-0	4-107
Punts (Number-Avg)	8-46.6	2-42.5
Fumbles-Lost	1-1	4-3
Penalties-Yards	3-35	6-43
Possession Time	23:42	36:18
Third-Down Conversions	5 of 15	11 of 18
Fourth-Down Conversions	0 of 1	1 of 1
Red-Zone Scores-Chances	1-2	8-8
Sacks By: Number-Yards	1-5	1-8

RUSHING: New Mexico-OWENS, Tyrone 12-38; SHULER, Zahneer 9-27; DAVIS, Ahmari 2-11; LILLY, Elijah 1-2; VIGILANT, Daevon 1-minus 1; GERHART, Coltin 2-minus 2; JONES, Sheriron 3-minus 4. Utah State-BRIGHT, Gerold 8-57; HERVEY, Justen 9-29; THOMPSON, D. 7-26; WALKER JR, M. 6-18; ALLEN, Eltoro 9-18; COLOMBI, Henry 4-18; LOVE, Jordan 4-15; VAUGHNS, Aaren 1-9; Team 1-minus 2.


PASSING: New Mexico-JONES, Sheriron 10-25-3-110; GERHART, Coltin 8-12-1-110. Utah State-LOVE, Jordan 23-34-0-448; COLOMBI, Henry 7-8-0-68.

RECEIVING: New Mexico-MOLINA, Aaron 3-49; LILLY, Elijah 3-31; GRIFFIN IV, Jay 3-30; HART-JOHNSON, Delane 2-42; VIGILANT, Daevon 2-27; WILLIAMS, Marcus 2-17; SOMOYE, Anu 2-15; DICKEY, Brayden 1-9. Utah State-TARVER, R. 7-112; GREENE, Jalen 4-108; VAUGHNS, Aaren 3-63; THOMPSON, D. 2-71; NATHAN, Jordan 2-39; SCARVER, Savon 2-16; NELSON, DJ 2-15; COMPTON, Taylor 2-11; TERRELL, Carson 1-29; RAYMOND, Dax 1-19; HERVEY, Justen 1-13; BRIGHT, Gerold 1-9; THOMPSON, D. 1-7; ALLEN, Eltoro 1-4.

INTERCEPTIONS: New Mexico-None. Utah State-BOND, Shaq 1-100; LEE, Logan 1-7; WILLIAMS, DJ 1-0.

FUMBLES: New Mexico-ROGERS, De'John 1-1. Utah State-ALLEN, Eltoro 2-2; THOMPSON, D. 1-0; COLOMBI, Henry 1-1.

New Mexico (3-5, 1-3) vs. Utah State (7-1, 4-0)
 Date: Oct 27, 2018 • Site: Logan, Utah • Stadium: Maverik Stadium
 Attendance: 16119



31

23

Game 9: 11/3/2018
Albuquerque, N.M.
Att: 14,646

ALBUQUERQUE, N.M. --- San Diego State scored 17 points over the final 7:29, getting a beneficial re-play reversal that wiped out a Lobo first down, and the Aztecs snatched a 31-23 win against the Lobos, sending UNM to a fourth-straight loss. UNM must now win its final three games, at Air Force, and at home against Boise State and Wyoming, to become bowl eligible.

UNM struggled throughout the game on offense, recording a season-low 142 yards, including just 41 yards passing. Yet, UNM led nearly the whole game, thanks to three fumble recoveries for the second straight week.

UNM's Adebayo Soremekun had a huge game with two fumble recoveries, a sack and a touchdown. That touchdown opened the scoring as he recovered a fumble by quarterback Ryan Agnew and raced untouched 44 yards for a touchdown to make it 7-0. The Aztecs answered quickly with an extended 14-play, 75-yard drive with Chase Jasmin scoring from 5 yards out.

The only other first half score was set up by Soremekun again, who recovered a Juwan Washington fumble in Aztec territory, and that was eventually converted into an Andrew Shelley field goal of 41 yards, and UNM led 10-7 at the break.

SDSU retook the lead in the third quarter when Washington took a pitch and raced 34 yards to make it 14-10. A third fumble recovery, this by Rhashaun Epting, set UNM to retake the lead. D'Angelo Ross stripped Jordan Byrd and Epting recovered at the Aztec 13-yard line. Coltin Gerhart converted that into a 12-yard touchdown pass to Anselem Umeh. The extra point was blocked, which turned into a big deal later, making it 16-14. It stayed that way into the fourth quarter, when UNM went on its longest drive of the game, culminating in a ridiculous one-handed touchdown catch by Delane Hart-Johnson, making it 23-14 with 10:07 to go.

However, SDSU had answers. The Aztecs, behind Christian Chapman, who returned from injury along with Washington, led a 5-play drive to get SDSU right back in it, including a key completion after a 10-yard sack by Erin Austin. Kahale Warring scored from 19 yards out to make it 23-21 with 7:29 to go.

UNM took over on its 25, and was still there on third down when Gerhart hit a sliding Delane Hart-Johnson for an apparent first down, but the play was reviewed, and the play was overruled, forcing UNM to punt instead of a first down at midfield. That was compounded when Tyson Dyer's punt was returned 34 yards to a Lobo 41.

That set up a short drive and John Baron II, who drilled a 32-yard field goal with 2:56 left for a 24-23 lead. Garhart was then picked off, and it looked like SDSU would just run the clock out, but Washington ended up scoring with 1:52 left in the game on a 50-yard touchdown, leaving UNM within eight points.

However, the Lobos couldn't get a first down, and from there SDSU ran out the clock.

Box Score (Final)
2018 New Mexico Lobo Football
San Diego State vs New Mexico (Nov 03, 2018 at Albuquerque, N.M.)

Score by Quarters	1	2	3	4	Total
San Diego State	7	0	7	17	31
New Mexico	7	3	6	7	23

Qtr Time Scoring play

1st	10:28	NM - SOREMEKUN, Adebayo 44 yd fumble recovery (SHELLEY, Andrew kick)
	03:35	SDSU - JASMIN, Chase 5 yd run (BARON, John kick), 14-75 6:53
2nd	03:45	NM - SHELLEY, Andrew 41 yd field goal, 4-8 0:37
3rd	08:09	SDSU - WASHINGTON, J. 34 yd run (BARON, John kick), 2-43 0:33
	02:15	NM - UMEH, Anselem 12 yd pass from GERHART, Coltin (SHELLEY, Andrew kick blocked), 2-13 0:42
4th	10:07	NM - HART-JOHNSON, Delane 4 yd pass from GERHART, Coltin (SHELLEY, Andrew kick), 11-57 6:14
	07:29	SDSU - WARRING, Kahale 19 yd pass from CHAPMAN, C. (BARON, John kick), 5-75 2:38
	02:56	SDSU - BARON, John 32 yd field goal, 5-26 2:36
	01:52	SDSU - WASHINGTON, J. 50 yd run (BARON, John kick), 2-53 0:55

	SDSU	NM
FIRST DOWNS	17	11
RUSHES-YARDS (NET)	40-161	37-101
PASSING YDS (NET)	240	41
Passes Att-Comp-Int	25-17-0	20-9-1
TOTAL OFFENSE PLAYS-YARDS	65-401	57-142
Fumble Returns-Yards	0-0	1-44
Punt Returns-Yards	4-54	2-12
Kickoff Returns-Yards	0-0	0-0
Interception Returns-Yards	1-2	0-0
Punts (Number-Avg)	6-42.7	8-43.5
Fumbles-Lost	3-3	1-0
Penalties-Yards	9-80	2-30
Possession Time	32:21	27:39
Third-Down Conversions	7 of 16	4 of 14
Fourth-Down Conversions	1 of 1	0 of 1
Red-Zone Scores-Chances	3-3	2-2
Sacks By: Number-Yards	6-28	3-16

RUSHING: San Diego State-WASHINGTON, J. 11-95; JASMIN, Chase 12-40; BELL, Chance 7-23; BYRD, Jordan 4-10; AGNEW, Ryan 3-6; TEAM 2-minus 3; CHAPMAN, C. 1-minus 10. New Mexico-VIGILANT, Daevon 11-45; OWENS, Tyrone 8-36; GERHART, Coltin 14-18; SHULER, Zahneer 4-2.

PASSING: San Diego State-CHAPMAN, C. 13-19-0-182; AGNEW, Ryan 4-6-0-58. New Mexico-GERHART, Coltin 9-20-1-41.

RECEIVING: San Diego State-WARRING, Kahale 5-61; WILSON, Tim 3-63; DEDEAUX, Ethan 2-38; MACKLIN, Isaiah 2-27; HOUSTON, Parker 2-17; KOTHE, Elijah 1-24; WASHINGTON, J. 1-6; BUSBEE, BJ 1-4. New Mexico-HART-JOHNSON, Delane 2-10; GRIFFIN IV, Jay 2-10; SHULER, Zahneer 2-2; UMEH, Anselem 1-12; LILLY, Elijah 1-12; OWENS, Tyrone 1-minus 5.

INTERCEPTIONS: San Diego State-BARCOO, Luq 1-2. New Mexico-None.

FUMBLES: San Diego State-BYRD, Jordan 1-1; WASHINGTON, J. 1-1; AGNEW, Ryan 1-1. New Mexico-SHULER, Zahneer 1-0.

San Diego State (7-2,4-1) vs. New Mexico (3-6,1-4)
 Date: Nov 03, 2018 • Site: Albuquerque, N.M. • Stadium: Dreamstyle Stadium
 Attendance: 14646

Kickoff time: 8:17 pm • End of Game: 11:32 • Total elapsed time: 3:15
 Officials: Referee: Cal McNeill; Umpire: Michael Henders; Linesman: Tim Crowley;
 Line judge: Steve Hoslett; Back judge: Alvin Moore; Field judge: Robert Asel;
 Side judge: Mario Seneca; Center judge: Tim Davis;
 Temperature: 50 • Wind: 4 MPH • Weather: Cool



24

42

Game 10: 11/10/2018
Colorado Springs, Col.
Att: 23,723

COLORADO SPRINGS, Colo. --- Air Force rushed for 478 yards, the most allowed by UNM all season, and the Falcons took advantage of two big third quarter turnovers to turn a four-point game into a big lead as the Falcons kept their bowl hopes alive with a 42-24 win at Falcon Stadium. The Lobos will officially not qualify for a bowl for a second straight season.

The Lobos once again recovered three fumbles, and once again returned one for a touchdown, but it just wasn't enough of an answer to an Air Force offense that only punted twice in the game.

The Falcons opened up a 14-0 lead on the strength of a pair of touchdowns on the ground, one to open the game from Christian Mallard and then a second quarter score from DJ Hammond III. The Lobos answered behind Sheriron Jones, who entered in relief of Coltin Gerhart. Zahneer Shuler tumbled over from three yards out for cut the lead in half, and then Dawvon Vigilant scored his first career touchdown, tying the game at 14 apiece with 2:40 left in the half.

Air Force responded with a touchdown just 70 seconds later, as Kadin Remsberg scored from 54 yards out with just 1:30 to go, but Jones led UNM right back with Andrew Shelley kicking a 21-yard field goal before the half to make it 21-17 Falcons, but UNM getting the ball to start the third quarter.

That proved problematic as UNM suffered two turnovers over a three-play stretch, both turning into Air Force touchdowns to give the Falcons a commanding 35-17 lead. UNM got back in it on the strength of the leg of Tyson Dyer. Dyer blasted a school-record 84-yard punt, the longest in the FBS this season. That kick was downed at the one-yard line, and then on the next play, Adebayo Soremekun forced a fumble back into the end zone, and Jalin Burrell picked it up for his first career touchdown to make it 35-24 after three.

UNM then got another fumble recovery when Michael Sewell, Jr. stripped out a ball and Rhashaun Epting recovered, but the Lobos went three-and-out. Air Force then clinched the game with a 3-yard touchdown by Cole Fagan. UNM got just one possession after that.

Gerhart and Jones combined to go 13-for-18 passing for 186 yards. Delane Hart-Johnson had three catches, two highlight-reel variety, for 83 yards. Vigilant led the way with a career-best 67 yards.

Box Score (Final)
Gildan New Mexico Bowl
New Mexico vs Air Force (Nov 10, 2018 at USAF Academy, Colo.)

Score by Quarters	1	2	3	4	Total
New Mexico	0	17	7	0	24
Air Force	7	14	14	7	42

Qtr Time Scoring play

1st	10:34	AF - MALLARD, Christ 16 yd run (KOEHNKE, Jake kick), 10-75 4:26
2nd	13:48	AF - HAMMOND III, DJ 37 yd run (KOEHNKE, Jake kick), 4-68 1:24
	11:41	NM - SHULER, Zahneer 3 yd run (SHELLEY, Andrew kick), 5-71 2:00
	02:30	NM - VIGILANT, Daevon 11 yd run (SHELLEY, Andrew kick), 5-45 1:52
	01:40	AF - REMSBERG, Kadin 54 yd run (KOEHNKE, Jake kick), 4-75 0:50
	00:00	NM - SHELLEY, Andrew 21 yd field goal, 6-71 1:40
3rd	07:30	AF - WAGUESPACK, Kad 43 yd pass from HAMMOND III, DJ (KOEHNKE, Jake kick), 9-94 4:57
	04:46	AF - WAGUESPACK, Kad 9 yd pass from HAMMOND III, DJ (KOEHNKE, Jake kick), 4-21 1:55
	02:49	NM - BURRELL, Jalin 0 yd fumble recovery (SHELLEY, Andrew kick)
4th	10:01	AF - FAGAN, Cole 3 yd run (KOEHNKE, Jake kick), 6-75 2:59

	NM	AF
FIRST DOWNS	14	27
RUSHES-YARDS (NET)	36-119	67-478
PASSING YDS (NET)	186	145
Passes Att-Comp-Int	18-13-1	6-5-0
TOTAL OFFENSE PLAYS-YARDS	54-305	73-623
Fumble Returns-Yards	0-0	0-0
Punt Returns-Yards	0-0	1-5
Kickoff Returns-Yards	3-48	1-10
Interception Returns-Yards	0-0	1-0
Punts (Number-Avg)	7-50.1	2-43.0
Fumbles-Lost	2-1	4-3
Penalties-Yards	0-0	2-11
Possession Time	23:52	36:08
Third-Down Conversions	4 of 12	5 of 10
Fourth-Down Conversions	0 of 0	1 of 3
Red-Zone Scores-Chances	3-3	3-3
Sacks By: Number-Yards	0-0	5-42

RUSHING: New Mexico-VIGILANT, Daevon 12-67; OWENS, Tyrone 8-47; SHULER, Zahneer 3-19; LILLY, Elijah 1-3; JONES, Sheriron 6-minus 6; GERHART, Coltin 6-minus 11. Air Force-HAMMOND III, DJ 19-136; REMSBERG, Kadin 6-99; FAGAN, Cole 17-98; BIRDOW, Taven 13-85; SMITH, Andrew 2-26; MALLARD, Christ 2-18; SAUCIER, Joseph 2-8; PARTON, Colton 3-7; AMY, Garrett 1-3; STONER, Joshua 1-1; SANDERS, Geraud 1-minus 3.

PASSING: New Mexico-JONES, Sheriron 6-9-1-114; GERHART, Coltin 7-9-0-72. Air Force-HAMMOND III, DJ 5-6-0-145.

RECEIVING: New Mexico-HART-JOHNSON, Delane 3-83; UMEH, Anselem 3-77; GRIFFIN IV, Jay 2-8; WILLIAMS, Marcus 1-7; HARRIS, Emmanuel 1-4; VIGILANT, Daevon 1-4; OWENS, Tyrone 1-2; LILLY, Elijah 1-1. Air Force-WAGUESPACK, Kad 3-51; BENNETT, Marcus 1-54; LEWIS, Brandon 1-40.

INTERCEPTIONS: New Mexico-None. Air Force-THEIL, Grant 1-0.

FUMBLES: New Mexico-OWENS, Tyrone 1-1; GERHART, Coltin 1-0. Air Force-HAMMOND III, DJ 2-2; FAGAN, Cole 1-1; MALLARD, Christ 1-0.

New Mexico (3-7,1-5) vs. Air Force (4-6,2-4)
 Date: Nov 10, 2018 • Site: USAF Academy, Colo. • Stadium: Falcon Stadium
 Attendance: 23723

Kickoff time: 1:32 PM • End of Game: 4:40 • Total elapsed time: 3:08
 Officials: Referee: Kevin Boitmann; Umpire: Mark Warner; Linesman: Greg Downum;
 Line judge: Carlos Owens; Back judge: M. Aaronian; Field judge: S. Meloncon;
 Side judge: Dave Curshman; Center judge: Tyree Walton;



45 Game 11: 11/16/2018
14 Albuquerque, N.M.
 Att: 16,883

ALBUQUERQUE, N.M. --- A key second quarter turnover when UNM had the ball with a chance to tie turned into a critical defensive score for Boise State as the No. 23/24 Broncos seemingly turned every small Lobo mistake into points as they defeated New Mexico 45-14 at Dreamstyle Stadium. The loss spoiled the record-breaking night of Aaron Jenkins, who set the UNM games played and games started.

The Lobos played well, but every mistake the team made seemingly was magnified by the Broncos, who forced three turnovers in Lobo territory, turning all into points. The Broncos also took advantage of a roughing the kicker penalty to score another touchdown, and UNM missed a field goal. The three turnovers led to 21 points.

The Broncos scored on their first two possessions of the game as Sean Modster, who had a career-night with nine catches for 129 yards and three touchdowns, caught a pair of scoring tosses from Brett Rypien. The first was from 15 yards out at the 12:38 mark and the second was at the 2:21 mark of the opening quarter.

UNM was able to answer with an inventive drive that covered 75 yards. In it, UNM used both Sheriron Jones at quarterback, along with sophomore Bryson Carroll, who will redshirt the season, but was able to play due to the new rule allowing players to play up to four games. Carroll rushed twice to open the drive before Jones came in and completed it. The key play was a perfect pass to Delane Hart-Johnson that was ruled down just inches short of the goal line. Daevon Vigilant finished it off by crashing over from a yard out to make it 14-7.

UNM then got a defensive stop and set up shop at its 5-yard line after a Bronco punt, but on the second play, Zahneer Shuler was stripped of the ball by Desmond Williams, and he picked it up on the fly and scored from nine yards out to make it 21-7 Boise State.

UNM had a chance to cut into the lead, but missed its first field goal of the season, and Boise State responded with a field goal of their own just before halftime for a 24-7 lead. The Lobos, who had recovered three fumbles in three straight games, fumbled for a second time to open to second half, and BSU's Modster caught his third touchdown to cap that and make it 31-7.

The Lobos were able to cut into the lead when Marcus Hayes dazzled everyone with an electrifying 86-yard punt return for a touchdown, UNM's first punt return for a touchdown in 16 years. Hayes caught it at the 14-yard line, moved left, reversed field and was able to stay on his feet. He then cut up field and outraced everyone to the end zone.

UNM attempted an onside kick, but despite not getting it, the defense held. UNM's third turnover of the night, and first interception, led to an Alexander Mattison 41-yard touchdown run. The Broncos scored on an Andrew Van Buren 8-yard touchdown run with 1:14 left to cap the scoring.

Box Score (Final)
New Mexico Football
#23 Boise State vs New Mexico (Nov 16, 2018 at Albuquerque, N.M.)

Score by Quarters	1	2	3	4	Total
Boise State	14	10	7	14	45
New Mexico	0	7	0	7	14

Qtr Time Scoring play

1st	12:38	BSU - MODSTER, Sean 15 yd pass from RYPIEN, Brett (HOGGARTH, Haden kick), 6-75 2:22
	02:21	BSU - MODSTER, Sean 16 yd pass from RYPIEN, Brett (HOGGARTH, Haden kick), 13-80 6:26
2nd	13:07	NM - VIGILANT, Daevon 1 yd run (SHELLEY, Andrew kick), 10-75 4:14
	09:38	BSU - WILLIAMS, D. 9 yd fumble recovery (HOGGARTH, Haden kick)
	00:39	BSU - HOGGARTH, Haden 34 yd field goal, 7-63 1:02
3rd	11:07	BSU - MODSTER, Sean 5 yd pass from RYPIEN, Brett (HOGGARTH, Haden kick), 7-29 3:13
4th	10:50	NM - HAYES, Marcus 86 yd punt return (SHELLEY, Andrew kick)
	08:18	BSU - MATTISON, Alex 41 yd run (HOGGARTH, Haden kick), 1-41 0:09
	01:14	BSU - VAN BUREN, A. 8 yd run (HOGGARTH, Haden kick), 7-51 4:01

	BSU	NM
FIRST DOWNS	30	15
RUSHES-YARDS (NET)	41-227	45-159
PASSING YDS (NET)	222	103
Passes Att-Comp-Int	27-17-0	14-8-1
TOTAL OFFENSE PLAYS-YARDS	68-449	59-262
Fumble Returns-Yards	1-9	0-0
Punt Returns-Yards	2--1	1-86
Kickoff Returns-Yards	0-0	1-13
Interception Returns-Yards	1-0	0-0
Punts (Number-Avg)	3-40.0	3-38.0
Fumbles-Lost	0-0	2-2
Penalties-Yards	5-30	4-41
Possession Time	30:56	29:04
Third-Down Conversions	4 of 10	4 of 10
Fourth-Down Conversions	0 of 0	1 of 2
Red-Zone Scores-Chances	5-6	1-2
Sacks By: Number-Yards	2-8	3-13

RUSHING: Boise State-MATTISON, Alex 20-145; HENDERSON, J. 3-25; VAN BUREN, A. 5-23; MAHONE, Robert 4-14; BOWENS, Billy 1-11; RYPIEN, Brett 7-6; SEIBOLD, Skyler 1-3. New Mexico-JONES, Sheriron 12-56; OWENS, Tyrone 14-41; CARROLL, Bryson 9-35; VIGILANT, Daevon 7-23; SHULER, Zahneer 3-4.

PASSING: Boise State-RYPIEN, Brett 17-27-0-222. New Mexico-JONES, Sheriron 8-13-1-103; CARROLL, Bryson 0-1-0-0.


RECEIVING: Boise State-MODSTER, Sean 9-129; MATTISON, Alex 3-40; THOMAS, CT 2-23; BLAKLEY, Chase 2-22; RICHARDSON, AJ 1-8. New Mexico-HART-JOHNSON, Delane 4-77; MOLINA, Aaron 1-15; WILLIAMS, Marcus 1-9; HARRIS, Emmanuel 1-3; GRIFFIN IV, Jay 1-minus 1.

INTERCEPTIONS: Boise State-KANIHO, Kekaula 1-0. New Mexico-None.

FUMBLES: Boise State-None. New Mexico-VIGILANT, Daevon 1-1; SHULER, Zahneer 1-1.

Boise State (9-2,6-1) vs. New Mexico (3-8,1-6)
 Date: Nov 16, 2018 • Site: Albuquerque, N.M. • Stadium: Dreamstyle Stadium
 Attendance: 16883

Kickoff time: 7:08 pm • End of Game: 10:26 • Total elapsed time: 3:18
 Officials: Referee: Kevin Hassell; Umpire: Apollo Martin; Linesman: Jeff Hutcheon;
 Line judge: David Young; Back judge: Bobby Lynn; Field judge: Matt Binford;
 Side judge: Mark Graves; Center judge: Abram Anaya;
 Temperature: 48 • Wind: SW@2 • Weather: Clear



31 Game 12: 11/24/2018
3 Albuquerque, N.M.
 Att: 14,269

ALBUQUERQUE, N.M. --- Wyoming's defense turned in a stifling effort, limiting New Mexico to just 83 yards of total offense, and the Cowboys rolled up 366 yards on the ground as the visitors from Laramie achieved bowl eligibility with a 31-3 win at Dreamstyle Stadium. The loss dropped UNM to 3-9 for the second straight season.

The Lobos couldn't muster anything on offense for most of the day, with UNM going just 3-for-17 passing between Sheriron Jones, who played the first half, and Coltin Gerhart, who played the second half. UNM had just 49 yards rushing and 34 passing and only six first downs, three in the opening quarter.

After Wyoming got out to a 7-0 lead on its opening drive, UNM finally got into a rhythm offensively on its third drive, which started at the Lobo 10 after a punt. UNM got a third down conversion from Zahneer Shuler and a 15-yard run from Jones, and the Lobos moved the ball to the Wyoming 40-yard line, but a pass to Dalene Hart-Johnson went incomplete on third-and-six and UNM punted the football away.

Wyoming pushed its lead to 14-0 on a Nico Evans 30-yard run, and the Cowboys got the ball back before an error gave UNM great field position. On a punt, Wyoming punter Dontae Crow dropped a snap, recovered and was tackled after a gain of five yards, giving the Lobos the ball at the Wyoming 31. A pass interference penalty set up UNM at the Wyoming 11-yard line, but the Lobos couldn't get it much closer than that. Andrew Shelley hit a 25-yard field goal to make it 14-3, and that's where it stood at the break.

UNM switched from Jones to Gerhart at quarterback, but things on offense didn't improve as UNM, which picked up 42 yards on 23 plays in the opening half, amassed just 41 yards on 28 plays in the second half. Wyoming put the game away with a 38-yard field goal by Cooper Rothe in the third quarter and then a pair of rushing touchdowns in the fourth. The first was from Austin Conway from 11 yards out, and the second was just 3:08 later on a Xazavian Holliday 20-yard run, his second score of the day.

Holliday ended the day with a career-best 192 yards rushing, and he was joined by Nico Evans, who had 142. Andrew Wingard finished the game with five tackles for Wyoming, and that gave him 454 for his career, tying the Mountain West career record for tackles, tying him with New Mexico linebacker Carmen Messina, who did it from 2008-11.

The game was Senior Day for the Lobos, who said good-bye to 22 seniors prior to kickoff.

Box Score (Final)
New Mexico Football
Wyoming vs New Mexico (Nov 24, 2018 at Albuquerque, N.M.)

Score by Quarters	1	2	3	4	Total
Wyoming	7	7	3	14	31
New Mexico	0	3	0	0	3

Qtr Time Scoring play

1st	12:44	WY - VALLADAY, X. 21 yd run (ROTHER, Cooper kick), 6-75 2:16
2nd	08:51	WY - EVANS, Nico 30 yd run (ROTHER, Cooper kick), 13-90 6:48
	03:08	NM - SHELLEY, Andrew 25 yd field goal, 4-23 2:02
3rd	05:00	WY - ROTHE, Cooper 37 yd field goal, 11-70 4:58
4th	12:32	WY - CONWAY, Austin 11 yd run (ROTHER, Cooper kick), 6-46 2:59
	09:24	WY - VALLADAY, X. 20 yd run (ROTHER, Cooper kick), 4-65 2:06

	WY	NM
FIRST DOWNS	20	6
RUSHES-YARDS (NET)	55-366	34-49
PASSING YDS (NET)	41	34
Passes Att-Comp-Int	17-4-0	17-3-1
TOTAL OFFENSE PLAYS-YARDS	72-407	51-83
Fumble Returns-Yards	0-0	0-0
Punt Returns-Yards	5-19	1-39
Kickoff Returns-Yards	0-0	2-34
Interception Returns-Yards	1-26	0-0
Punts (Number-Avg)	6-45.2	10-43.7
Fumbles-Lost	3-1	2-0
Penalties-Yards	5-47	2-20
Possession Time	34:33	25:27
Third-Down Conversions	7 of 15	1 of 13
Fourth-Down Conversions	0 of 1	0 of 1
Red-Zone Scores-Chances	3-4	1-1
Sacks By: Number-Yards	4-25	3-19

RUSHING: Wyoming-VALLADAY, X. 22-192; EVANS, Nico 19-142; VANDER WAAL, T. 9-16; CONWAY, Austin 1-11; CROW, Dontae 1-5; EBERHARDT, A. 1-1; BRENTON, Brett 1-0; TEAM 1-minus 1. New Mexico-OWENS, Tyrone 12-18; JONES, Sheriron 6-17; CARROLL, Bryson 3-4; SHULER, Zahneer 3-4; GERHART, Coltin 8-4; VIGILANT, Daevon 1-3; LILLY, Elijah 1-minus 1.

PASSING: Wyoming-VANDER WAAL, T. 4-17-0-41. New Mexico-GERHART, Coltin 2-14-1-31; JONES, Sheriron 1-3-0-3.

RECEIVING: Wyoming-ISMAIL JR, R. 1-15; CONWAY, Austin 1-12; MAYFIELD, Tyree 1-8; PRICE, James 1-6. New Mexico-SOMOYE, Anu 1-19; OWENS, Tyrone 1-12; HARRIS, Emmanuel 1-3.

INTERCEPTIONS: Wyoming-HALL, Tyler 1-26. New Mexico-None.

FUMBLES: Wyoming-VANDER WAAL, T. 2-1; VALLADAY, X. 1-0. New Mexico-GERHART, Coltin 2-0.

Wyoming (6-6,4-4) vs. New Mexico (3-9,1-7)
 Date: Nov 24, 2018 • Site: Albuquerque, N.M. • Stadium: Dreamstyle Arena
 Attendance: 14269

Kickoff time: 12:38 pm • End of Game: 3:19 • Total elapsed time: 2:41
 Officials: Referee: Steve Baron; Umpire: Bill Bishop; Linesman: George Shoup;
 Line judge: John Kilmer; Back judge: Dave Baldwin; Field judge: Kirk Wisniewski;
 Side judge: Rock Ockey; Center judge: Corey Long;
 Temperature: 61 • Wind: 8 MPH • Weather: Sunny

2018 ALL-MOUNTAIN WEST FOOTBALL FIRST-TEAM OFFENSE

Pos.	Player	Cl.	Team
QB	Brett Rypien	Sr.	Boise State
WR	John Ursua	Jr.	Hawai'i
WR	Preston Williams	Jr.	Colorado State
RB	Nico Evans	Sr.	Wyoming
RB	Alexander Mattison	Jr.	Boise State
TE	Josh Oliver	Sr.	San José State
OL	Ezra Cleveland	So.	Boise State
OL	Keith Ismael	So.	San Diego State
OL	Quin Ficklin	Sr.	Utah State
OL	Christian Cronk	Sr.	Fresno State
OL	John Molchon	Jr.	Boise State
PK	Cooper Rothe	Jr.	Wyoming
PR/KR	Savon Scarver	So.	Utah State

2018 ALL-MOUNTAIN WEST FOOTBALL FIRST-TEAM DEFENSE

Pos.	Player	Cl.	Team
DL	Curtis Weaver	So.	Boise State
DL	Mykal Walker	Jr.	Fresno State
DL	Jabril Frazier	Sr.	Boise State
DL	Korey Rush	Sr.	Nevada
LB	Kyahva Tezino	Jr.	San Diego State
LB	Jeff Allison	Jr.	Fresno State
LB	Malik Reed	Sr.	Nevada
DB	Tyler Horton	Sr.	Boise State
DB	Tank Kelly	Sr.	Fresno State
DB	Dakari Monroe	Sr.	San José State
DB	Andrew Wingard	Sr.	Wyoming
P	Ryan Stonehouse	So.	Colorado State

2018 ALL-MOUNTAIN WEST FOOTBALL SECOND-TEAM OFFENSE

Pos.	Player	Cl.	Team
QB	Jordan Love	So.	Utah State
WR	KeeSean Johnson	Sr.	Fresno State
WR	Sean Modster	Sr.	Boise State
RB	Lexington Thomas	Sr.	UNLV
RB	Darwin Thompson	Jr.	Utah State
TE	Jared Rice	Jr.	Fresno State
OL	Micah St. Andrew	Sr.	Fresno State
OL	Aaron Jenkins	Sr.	New Mexico
OL	Ryan Pope	Sr.	San Diego State
OL	Roman Andrus	Sr.	Utah State
OL	Griffin Landrum	Sr.	Air Force
PK	John Baron II	Sr.	San Diego State
PR/KR	Marcus Hayes	Fr.	New Mexico

2018 ALL-MOUNTAIN WEST FOOTBALL SECOND-TEAM DEFENSE

Pos.	Player	Cl.	Team
DL	Carl Granderson	Sr.	Wyoming
DL	Jordan Jackson	So.	Air Force
DL	Kaimana Padello	Jr.	Hawai'i
DL	Bryson Bridges	Sr.	San José State
LB	David Woodward	So.	Utah State
LB	Josh Watson	Sr.	Colorado State
LB	Tipa Galeai	Jr.	Utah State
DB	Juju Hughes	Jr.	Fresno State
DB	Mike Bell	Jr.	Fresno State
DB	Tariq Thompson	So.	San Diego State
DB	Jontrell Rocquemore	Sr.	Utah State
P	Blake Cusick	Jr.	Fresno State



2017 HONORABLE MENTION

Air Force: Jeremy Fejedelem, Jr., DB.**Boise State:** Durrant Miles, Sr., DL; Kekoa Nawahine, Jr., DB; Avery Williams, So, RS/DB.**Colorado State:** None**Fresno State:** Jaron Bryant, Jr., DB; Jasad Haynes, Jr., DL; George Helmuth, Sr., LB; Marcus McMaryion, Sr., QB.**Hawai'i:** Zeno Choi, Sr., DL; Rojesterman Farris II, Jr., DB; Cole McDonald, So., QB; Jahlani Tavai, Sr., LB; Solo Vaipulu, Fr., OL.**Nevada:** Dameon Baber, Sr., DB; Daniel Brown, Jr., DB; Quinton Conaway, Jr., P; Sean Krepsz, Sr., OL; McLane Mannix, So., WR; Jake Nelson, Jr., OL Asauni Rufus, Sr., DB.**New Mexico:** Aaron Blackwell, Jr., DL; Tyson Dyer, So., P; Marcus Hayes, Fr., DB.**San Diego State:** Parker Baldwin, Sr., DB; Noble Hall, Sr., DL; Brandon Heicklen, Jr., P; Kahale Warring, Jr., TE; Juwan Washington, Jr., RB.**San José State:** Ethan Aguayo, Jr., LB; Thai Cottrell, Sr., RS; Bryce Crawford, Sr., P; Boogie Roberts, Sr., DL.**UNLV:** Nathan Jacobson, Sr., OL; Roger Mann, Sr., DL; Justin Polu, Jr., OL.**Utah State:** Adewale Adeoye, Sr., DL; Rob Castaneda, Sr., OL; Dominik Eberle, Jr., PK; Gaje Ferguson, Sr., DB; Fua Leilua, Jr., DL; Dax Raymond, Jr., TE; Christopher Unga, Jr., DL; DJ Williams, Jr., DB. Ron'Quavion Tarver, Sr., WR; Sean Taylor, Sr., OL.**Wyoming:** Tyler Hall, Jr., DB; Logan Wilson, Jr., LB.

OFFENSIVE PLAYER OF THE YEAR

Brett Rypier, Sr., QB, Boise State

FRESHMAN OF THE YEAR

Toa Taua, RB, Nevada

DEFENSIVE PLAYER OF THE YEAR

Jeff Allison, Jr. LB, Fresno State

COACH OF THE YEAR

Matt Wells, Utah State

SPECIAL TEAMS PLAYER OF THE YEAR

Cooper Rothe, Jr., PK, Wyoming

2018 MW FOOTBALL STANDINGS
MOUNTAIN DIVISION

Team (Coaches/AP)	MW	PF	PA	Hm	Rd	Pct	Overall	PF	PA	Hm	Rd	Neu	Pct	Streak
Boise State (24/23)%+	7-1	284	181	3-1	4-0	.875	10-3	460	287	5-2	5-1	0-0	.769	Lost 1
Utah State (21/22)	7-1	357	193	4-0	3-1	.875	11-2	618	289	6-0	4-2	1-0	.846	Won 1
Wyoming	4-4	170	162	2-2	2-2	.500	6-6	248	264	3-3	3-3	0-0	.500	Won 4
Air Force	3-5	249	252	2-2	1-3	.275	5-7	363	309	4-2	1-5	0-0	.417	Won 1
Colorado State	2-6	199	286	1-3	1-3	.250	3-9	274	441	2-4	1-4	0-1	.250	Lost 5
New Mexico	1-7	158	282	0-4	1-3	.125	3-9	319	434	1-5	2-4	0-0	.250	Lost 7

WEST DIVISION

Team (Coaches/AP)	MW	PF	PA	Hm	Rd	Pct	Overall	PF	PA	Hm	Rd	Neu	Pct	Streak
Fresno State (18/18)+%	7-1	255	87	4-0	3-1	.875	12-2	485	198	6-0	5-2	1-0	.857	Won 4
Nevada	5-3	225	179	2-2	3-1	.625	8-5	404	350	4-2	3-3	1-0	.615	Won 1
Hawai'i	5-3	229	292	2-2	3-1	.625	8-6	431	491	5-3	3-3	0-0	.571	Lost 1
San Diego State	4-4	179	175	2-2	2-2	.500	7-6	268	288	5-2	2-3	0-1	.538	Lost 4
UNLV	2-6	206	341	1-3	1-3	.250	4-8	345	447	3-3	1-5	0-0	.333	Won 1
San José State	1-7	192	277	1-3	0-4	.125	1-11	255	439	1-5	0-5	0-1	.083	Lost 4

2018 MOUNTAIN WEST BOWL RESULTS

New Mexico Bowl - Dreamstyle Stadium, Albuquerque, N.M.

Mitsubishi Motors Las Vegas Bowl - Sam Boyd Stadium, Las Vegas, Nev.

DXL Frisco Bowl - Toyota Stadium, Frisco, Texas

Hawai'i Bowl - Hawaiian Airlines Field at Aloha Stadium, Honolulu, Haw.

ServPro First Responder Bowl - Cotton Bowl, Dallas, Texas

Nova Home Loans Arizona Bowl - Arizona Stadium, Tucson, Ariz.

Saturday, December 15, 2018

Saturday, December 15, 2018

Wednesday, December 19, 2018

Saturday, December 22, 2018

Wednesday, December 26, 2018

Saturday, December 29, 2018

Utah State 52, North Texas 13

Fresno State 31, Arizona State 20

Ohio 27, San Diego State 0

Louisiana Tech 31, Hawai'i 14

Boise State vs. Boston College (cancelled)

Nevada 16, Arkansas State 13 (OT)

One of the great traditions established by Lobo head coach Bob Davie has been the designation of a walk-on, or former walk-on player as the "New Mexico Man" each week during the season. The selected player leads the team onto the field with the New Mexico state flag before home games as well as in Las Cruces at the Rio Grande Rivalry game between the Lobos and New Mexico State. The player runs with the flag across the field to the north end zone, where he waves it for the home crowd.

Coach Davie and his staff select the weekly player based on dedication, work ethic, team spirit and unselfishness that exemplifies Lobo football and the state of New Mexico. "Walk-ons are critical to our success here at UNM," Davie said at the implementation of the program. "I have tremendous respect for all of them and want to have a way to recognize their importance and contributions to the program."



Sept. 1, 2012 - Southern



Sept. 22, 2012 - at NM State



Sept. 29, 2012 - Boise State



Oct. 6, 2012 - Texas State



Oct. 27, 2012 - Fresno State



Nov. 10, 2012 - Wyoming



Nov. 17, 2012 - Nevada



Aug. 31, 2013 - UTSA



Sept. 28, 2013 - UNLV



Oct. 5, 2013 - NM State



Oct. 19, 2013 - Utah State



Nov. 8, 2013 - Air Force



Nov. 16, 2013 - Colorado State



Aug. 30, 2014 - UTEP



Sept. 6, 2014 - Arizona State



Sept. 20, 2014 - at NM State



Sept. 26, 2014 - Fresno State



Oct. 10, 2014 - San Diego State



Nov. 8, 2014 - Boise State



Nov. 29, 2014 - Wyoming



Sept. 5, 2015 - Miss. Valley St.



Sept. 12, 2015 - Tulsa



Sept. 26, 2015 - NM State



Oct. 17, 2015 - Hawai'i



Nov. 7, 2015 - Utah State



Nov. 21, 2015 - Colorado State



Nov. 28, 2015 - Air Force



Sept. 1, 2016 - South Dakota



Sept. 10, 2016 - at NM State



Oct. 1, 2016 - San Jose State



Oct. 7, 2016 - Boise State



Oct. 22, 2016 - ULM



Nov. 5, 2016 - Nevada



Nov. 26, 2016 - Wyoming



Sept. 2, 2017 - Abilene Christian



Sept. 9, 2017 - NM State



Sept. 30, 2017 - Air Force



Oct. 20, 2017 - Colorado State



Nov. 4, 2017 - Utah State



Nov. 17, 2017 - UNLV



Sept. 1, 2018 - Incarnate Word



Sept. 29, 2018 - Liberty



Oct. 20, 2018 - Fresno State



Nov. 3, 2018 - San Diego State



Nov. 16, 2018 - Boise State



Nov. 24, 2018 - Wyoming

Individual Rushing:

AVERAGE PER RUSH

Game	Avg.	Player	Year
25.2	James Wright vs. Air Force	9/19/2009	
	(5 carries for 126 yards)		
Season	9.50	Jhurrell Pressley (114-1083)	2014
Career	6.92	Jhurrell Pressley (394-2,725)	2012-15

TOUCHDOWNS

Game	TDs	Player	Year
5	Reginal Johnson vs. Tulsa	11/2/1996	
5	Richard McQuarley vs. Air Force	9/30/2017	
4	Chuck Hill vs. Northern Arizona	9/23/1950	
4	Rocky Long vs. Utah	11/6/1971	
4	Willie Turrall vs. Utah	11/9/1985	
4	Stoney Case vs. Idaho State	11/6/1993	
4	DonTrell Moore vs. Texas State	8/30/2003	
4	Rodney Ferguson vs. Sacramento St.	9/22/2007	
4	Kasey Carrier vs. Texas State	10/6/2012	
4	Kasey Carrier vs. UTEP	9/7/2013	
4	Ahmari Davis at New Mexico State	9/15/2018	
Season	19	DonTrell Moore	2003
Career	51	DonTrell Moore	2002-05

100-YARD GAMES

Season	No.	Player	Year
9	DonTrell Moore	2003	
26	DonTrell Moore	2002-05	
Consecutive	6	Mike Williams	1976-77
	5	DonTrell Moore	2003
	5	Rodney Ferguson	2006-07

YARDS BY CLASS

	Yds.	Player	Year
Freshman	1,134	DonTrell Moore	2002
Sophomore	1,450	DonTrell Moore	2003
Junior	1,469	Kasey Carrier	2012
Senior	1,298	DonTrell Moore	2005

SINGLE GAME ATTEMPTS

	Att.	Player	Year
1.	47	Mike Williams vs. UTEP	11/5/1977
2.	41	Reginal Johnson vs. Tulsa	11/2/1996
	41	Rodney Ferguson vs. Air Force	10/25/2007
	41	Kasey Carrier vs. UTEP	9/7/2013
5.	40	Willie Turrall vs. Utah	11/9/1985
6.	39	Kasey Carrier vs. Air Force	10/20/2012
7.	38	Sam Scarber vs. Kansas	10/4/1969
8.	37	Mike Williams vs. Hawai'i	9/10/1977
9.	36	DonTrell Moore vs. Air Force	11/15/2003
	36	DonTrell Moore vs. Wyoming	10/15/2005
	36	DonTrell Moore vs. San Diego St.	10/22/2005

SINGLE GAME YARDS

	Yds.	Player	Year
1.	338	Kasey Carrier vs. Air Force	10/20/2012
2.	291	Kasey Carrier vs. UTEP	9/7/2013
3.	265	Quincy Wright vs. Weber State	8/31/2002
4.	242	DonTrell Moore vs. Colorado St.	11/7/2003
5.	236	Mike Williams vs. UTEP	11/5/1977
6.	232	Reginal Johnson vs. Tulsa	11/2/1996
7.	218	David Bookert vs. Wyoming	10/26/1968
	218	Fred Henry vs. Utah	11/6/1971
9.	217	Teriyon Gipson vs. Wyoming	11/26/2016
10.	210	Rodney Ferguson vs. San Diego St.	11/25/2006
11.	208	Fred Henry vs. Utah	9/26/1970
12.	206	Mike Williams vs. Utah	11/6/1976
13.	205	Teriyon Gipson vs. Boise State	11/8/2014
14.	196	Jimmy Sayers vs. Wyoming	10/4/1980
15.	192	Kasey Carrier vs. UNLV	9/28/2013
16.	191	Willie Turrall vs. Utah	11/9/1985
	191	Kasey Carrier vs. Texas State	10/6/2012
18.	188	Don Woods vs. New Mexico State	9/15/1973
	188	DonTrell Moore vs. Air Force	11/15/2003
20.	187	D.D. Cox vs. Texas Tech	9/6/2003

SEASON ATTEMPTS

	Att.	Player	Year
1.	292	Rodney Ferguson	2007
2.	276	DonTrell Moore	2003
3.	275	DonTrell Moore	2005
4.	265	Mike Williams	1977
5.	258	Mike Williams	1976
6.	255	Kasey Carrier	2012
7.	252	Rodney Ferguson	2006
8.	245	Winslow Oliver	1992
	245	DonTrell Moore	2002
10.	232	DonTrell Moore	2004

SEASON YARDS

	Yds.	Player	Year
1.	1,469	Kasey Carrier	2012
2.	1,450	DonTrell Moore	2003
3.	1,298	DonTrell Moore	2005
4.	1,269	Teriyon Gipson	2016
5.	1,240	Mike Williams	1976
6.	1,234	Rodney Ferguson	2006
7.	1,177	Rodney Ferguson	2007
8.	1,134	DonTrell Moore	2002
9.	1,129	Fred Henry	1971
10.	1,122	Kasey Carrier	2013
11.	1,105	Rodney Ferguson	2008
12.	1,097	Tyrone Owens	2016
13.	1,096	Mike Williams	1977
14.	1,091	DonTrell Moore	2004
15.	1,083	Jhurrell Pressley	2014
16.	1,064	Willie Turrall	1984
17.	1,063	Winslow Oliver	1992
18.	1,023	Kevin Burgess	1986
19.	1,015	Mike Williams	1978
20.	1,008	Lennox Gordon	1996

SEASON TOUCHDOWNS

	TDs	Player	Year
1.	19	DonTrell Moore	2003
2.	18	Richard McQuarley	2016
3.	15	Kasey Carrier	2012
4.	14	Stoney Case	1993
	14	DonTrell Moore	2005
6.	13	Teriyon Gipson	2016
	13	Sam Scarber	1970
	13	Rocky Long	1971
	13	DonTrell Moore	2002
	13	Rodney Ferguson	2007
	13	Rodney Ferguson	2008

CAREER ATTEMPTS

	Att.	Player	Years
1.	1,028	DonTrell Moore	2002-05
2.	857	Mike Williams	1975-78
3.	778	Rodney Ferguson	2004-08
4.	691	Winslow Oliver	1992-95
5.	609	Kasey Carrier	2009-13
6.	486	Tyrone Owens	2015-18
7.	479	Teriyon Gipson	2013-16
8.	475	Dave Bookert	1967-69
9.	469	Rocky Long	1969-71
10.	466	Mike Carter	1978-82

CAREER YARDS

	Yds.	Player	Years
1.	4,973	DonTrell Moore	2002-05
2.	3,862	Mike Williams	1975-78
3.	3,564	Rodney Ferguson	2004-08
4.	3,332	Winslow Oliver	1992-95
5.	3,233	Kasey Carrier	2009-13
6.	3,164	Teriyon Gipson	2013-16
7.	2,935	Fred Henry	1970-72
8.	2,725	Jhurrell Pressley	2012-15
9.	2,672	Tyrone Owens	2015-18
10.	2,520	Willie Turrall	1982-85
11.	2,503	Lamar Jordan	2014-17
12.	2,364	Mike Carter	1978-82
13.	2,131	Lennox Gordon	1995-98
14.	2,090	Jarrod Baxter	1998-01
15.	2,071	Rocky Long	1969-71
16.	2,030	Jimmy Sayers	1977-80
17.	2,001	Don Perkins	1957-59
18.	1,971	Dave Bookert	1967-69
19.	1,937	Bobby Santiago	1960-62
20.	1,859	Cole Gautsche	2012-14, 16
21.	1,840	Rich Diller	1971-73
22.	1,833	Holmon Wiggins	1998-01
23.	1,667	David Osborn	1979-82
24.	1,663	Michael Johnson	1980-83
25.	1,605	Crusoe Gongbay	2011-14

CAREER TOUCHDOWNS

	TDs	Player	Years
1.	51	DonTrell Moore	2002-04
2.	35	Jhurrell Pressley	2012-15
3.	34	Rodney Ferguson	2004-08
4.	32	Teriyon Gipson	2013-16
5.	31	Richard McQuarley	2015-17
	31	Stoney Case	1991-94
7.	29	Willie Turrall	1982-85
8.	27	Mike Williams	1975-78
9.	26	Kasey Carrier	2009-13
10.	24	Jhurrell Pressley	2012-15

RUN FROM SCRIMMAGE

	Yds.	Player	Year
1.	91	Bobby Santiago vs. Colorado State	1962
2.	85	Don Perkins vs. Arizona	1957
	85	David Osborn vs. No. Texas State	1982
4.	84	Teriyon Gipson vs. South Dakota	2016
	84	James Wright vs. Air Force	2009
6.	83	Tyrone Owens vs. ULM	2016
7.	82	Winslow Oliver vs. No. Arizona	1995
	82	Mike Carter vs. UTEP (no TD)	1981
	82	Don Rumley vs. E. New Mexico	1945
	82	Bryan Brock vs. UTEP	1947
11.	80	Bucky Brandenburg vs. Arizona State	1950
	80	Stan Quintana vs. Colorado State	1964
	80	Winslow Oliver vs. Air Force	1992
	80	Kole McKamey vs. Wyoming	2004
	80	Jhurrell Pressley vs. Fresno State	2013

YEAR-BY-YEAR LEADERS

Year	Player	Att.	Yards	Avg.
1946	Lou Cullen	56	287	5.1
1947	Rudy Krall	124	513	4.1
1948	Rudy Krall	164	756	4.6
1949	Bob Cooke	78	272	3.5
1950	Chuck Hill	65	346	5.3
1951	Chuck Hill	105	394	3.8
1952	Bobby Arnett	109	360	3.3
1953	Bobby Lee	110	624	5.7
1954	A. L. Terpening	79	227	3.5
1955	Jerry Apodaca	64	224	3.5
1956	Phil Spear	123	625	5.0
1957	Don Perkins	112	744	6.6
1958	Don Perkins	112	621	5.5
1959	Billy Brown	95	740	7.8
1960	Bobby Santiago	98	596	6.0
1961	Bobby Santiago	98	535	5.5
1962	Bobby Santiago	151	806	5.3
1963	Bucky Stallings	126	553	4.4
1964	Joe Harris	152	582	3.7
1965	Carl Jackson	166	665	4.0
1966	Carl Jackson	105	348	3.3
1967	David Bookert	148	671	4.5
1968	David Bookert	209	872	4.2
1969	Sam Scarber	162	534	3.3
1970	Sam Scarber	184	961	5.2
1971	Fred Henry	176	1,129	6.4
1972	Fred Henry	164	977	5.9
1973	Don Woods	220	971	4.4
1974	Floyd Perry	103	294	2.8
1975	Mike Williams	121	511	4.2
1976	Mike Williams	258	1,240	4.8
1977	Mike Williams	265	1,096	4.1
1978	Mike Williams	213	1,015	4.8
1979	Jimmy Sayers	145	696	4.8
1980	Jimmy Sayers	166	691	4.2
1981	Mike Carter	158	595	3.8
1982	Mike Carter	107	722	6.7
1983	Michael Johnson	143	739	5.2
1984	Willie Turrall	190	1,064	5.6
1985	Willie Turrall	181	800	4.4
1986	Kevin Burgess	181	1,023	5.7
1987	Shane Hall	83	315	3.8
1988	Andre Wooten	160	801	5.0
1989	Dion Morrow	148	664	4.5
1990	Aaron Givens	128	546	4.3
1991	Marc Wilson	73	245	3.4
1992	Winslow Oliver	245	1,063	4.3
1993	Winslow Oliver	146	648	4.4
1994	Eric Young	128	732	5.7
1995	Winslow Oliver	162	915	5.6
1996	Lennox Gordon	196	1,008	5.1
1997	Graham Leigh	135	528	3.9
1998	Lennox Gordon	130	571	4.4
1999	Holmon Wiggins	138	601	4.4
2000	Holmon Wiggins	180	727	4.0
2001	Jarrod Baxter	203	907	4.5
2002	DonTrell Moore	245	1,134	4.6
2003	DonTrell Moore	276	1,450	5.3
2004	DonTrell Moore	232	1,091	4.7
2005	DonTrell Moore	275	1,298	4.7
2006	Rodney Ferguson	252	1,234	4.9
2007	Rodney Ferguson	292	1,177	4.0
2008	Rodney Ferguson	223	1,105	5.0
2009	Demond Dennis	78	427	5.5
2010	Kasey Carrier	104	373	3.6
2011	Crusoe Gongbay	108	500	4.6
2012	Kasey Carrier	255	1,469	5.8
2013	Kasey Carrier	189	1,122	5.9
2014	Jhurrell Pressley	114	1,083	9.5
2015	Jhurrell Pressley	147	907	6.2
2016	Teriyon Gipson	145	1,269	8.8
2017	Tyrone Owens	139	770	5.5
2018	Tyrone Owens	186	687	3.7

Team:**ATTEMPTS**

	Att.	Year
Game	90 vs. UTEP	11/13/1971
Season	747 by 1971 team	

YARDS

	Yds.	Year
Game	585 vs. New Mexico State	10/23/1982
Season	4,550 by 2016 team	

AVERAGE

	Avg.	Year
Game	10.3 vs. Boise State (49-505)	11/8/2014
Season	6.61 by 2016 team (688-4,550)	
Per Game Avg.		
Season	384.5 by 1971 team	

TOUCHDOWNS

	Tds	Year
Game	8 vs. Mississippi Valley State	9/5/2015
	8 vs. San Diego State	10/18/2008
	8 vs. New Mexico State	10/23/1982
	8 vs. UTEP	10/21/1972
	8 vs. Utah	11/6/1971
Season	48 by 2016 team	

FIRST DOWNS

	No.	Year
Game	32 vs. Air Force	10/27/2001
Season	200 by 2016 team	

SINGLE GAME

	Yds.	Opponent	Year
1.	585	New Mexico State	10/23/1982
2.	568	Wyoming	11/26/2016
3.	549	Northern Arizona	9/23/1950
4.	543	Utah	11/6/1971
5.	541	New Mexico State	10/5/2013
6.	522	UTEP	10/21/1972
7.	518	Utah	9/26/1970
	518	UTEP	11/13/1971
9.	505	Boise State	11/8/2014
10.	497	UNLV	9/28/2013

BEST RUSHING TEAMS

	Year	Games	Yards	Yds./Game
1.	1971	11	4,229	384.5
2.	1970	10	3,501	350.1
3.	2016	13	4,550	350.0
4.	2014	12	3,725	310.4
5.	2013	12	3,706	308.8
6.	2012	13	3,917	301.3

Individual Passing:**ATTEMPTS**

	Att.	Player	Year
Game	68	Jeremy Leach vs. Utah	11/11/1989
Season	511	Jeremy Leach	1989
Career	1,432	Jeremy Leach	1988-91

COMPLETIONS

	Com.	Player	Year
Game	41	Jeremy Leach vs. Utah	11/11/1989
Season	282	Jeremy Leach	1989
Career	735	Jeremy Leach	1988-91

INTERCEPTIONS

	No.	Player	Year
Game	5	Barry Garrison vs. New Mexico State	9/12/1987
	5	Barry Garrison vs. San Diego State	11/21/1987
	5	Casey Kelly vs. Air Force	10/27/2001
Season	26	Barry Garrison	1987
Career	62	Jeremy Leach	1988-91

COMPLETION PERCENTAGE

	Pct.	Player	Year
Game	.800	Stan Quintana (8-10) vs. Hawai'i	11/20/1964
	.800	Stoney Case (8-10) vs. UTEP	11/20/1993
	.800	Rudy Caamano (8-10) vs. No. Ariz.	9/23/2000
Season	.623	Kole McKamey (144-231)	2005
Career	.616	Donald Sellers (278-451)	1995-96

YARDS

	Yds.	Player	Year
Game	622	Jeremy Leach vs. Utah	11/11/1989
Season	3,573	Jeremy Leach	1989
Career	9,460	Stoney Case	1991-94

TOUCHDOWNS

	Tds	Player	Year
Game	6	Stoney Case vs. BYU	9/24/1994
	4	Steve Myer vs. Arizona	10/25/1975
	4	Ned James vs. New Mexico State	10/25/1986
	4	Jeremy Leach vs. Utah	11/11/1989
	4	Stoney Case vs. New Mexico State	9/12/1992
	4	Stoney Case vs. New Mexico State	9/25/1993
	4	Stoney Case vs. Utah	10/9/1993
	4	Fred Schweer vs. UTEP	11/20/1993
	4	Donald Sellers vs. New Mexico State	9/23/1995
	4	Donald Sellers vs. No. Arizona	9/7/1996
	4	Graham Leigh vs. Tulsa	11/22/1997
	4	Graham Leigh vs. Utah State	9/12/1998
	4	Casey Kelly vs. Wyoming	11/30/2002
	4	Tevaka Tuioti vs. Incarnate Word	9/1/2018
	4	Sheriron Jones vs. Liberty	9/29/2018
	4	Sheriron Jones at UNLV	10/6/2018
Season	24	Graham Leigh	1997
Career	67	Stoney Case	1991-94

PASSING EFFICIENCY

	Eff.	Player	Year
Season	153.6	Graham Leigh	1997
Career	144.0	Donald Sellers	1995-96

SEASON COMPLETIONS

	Comp.	Player	Year
1.	282	Jeremy Leach	1989
2.	277	Barry Garrison	1987
3.	249	Donovan Porterie	2009
4.	244	Donovan Porterie	2007
5.	233	Stoney Case	1994
6.	198	Graham Leigh	1998
7.	190	Steve Myer	1975
8.	181	Casey Kelly	2002
9.	180	Jeremy Leach	1990
10.	177	Stoney Case	1993

SEASON COMPLETION PERCENTAGE (125 COMPS.)

	Pct.	Player	Year
1.	.623	Kole McKamey (144-231)	2005
2.	.621	Donald Sellers (121-195)	1995
3.	.613	Donald Sellers (157-256)	1996
4.	.601	Graham Leigh (166-276)	1997
5.	.597	B.R. Holbrook (141-236)	2011
6.	.584	Donovan Porterie (244-418)	2007
7.	.582	Stoney Case (177-304)	1993
8.	.581	Ned James (125-215)	1986
9.	.576	Casey Kelly (181-314)	2002
10.	.576	Donovan Porterie (249-432)	2009

SEASON YARDAGE

	Yds.	Player	Year
1.	3,573	Jeremy Leach	1989
2.	3,163	Barry Garrison	1987
3.	3,117	Stoney Case	1994
4.	3,006	Donovan Porterie	2007
5.	2,608	Graham Leigh	1998
6.	2,501	Steve Myer	1975
7.	2,490	Stoney Case	1993
8.	2,475	Billy Rucker	1985
9.	2,428	Jeremy Leach	1990
10.	2,411	Donovan Porterie	2009

SEASON TOUCHDOWN PASSES

	Tds	Player	Year
1.	24	Graham Leigh	1997
2.	22	Jeremy Leach	1989
	22	Stoney Case	1994
4.	21	Steve Myer	1975
5.	18	Stoney Case	1992
	18	Graham Leigh	1998
7.	17	Barry Garrison	1987
	17	Stoney Case	1993
9.	15	David Osborn	1982
	15	Donovan Porterie	2007

SEASON PASS EFFICIENCY (100 attempts)

	Eff.	Player	Year
1.	153.6	Graham Leigh	1997
2.	150.5	Donald Sellers	1995
3.	141.6	Ned James	1986
4.	140.2	Stoney Case	1993
5.	139.1	Donald Sellers	1996
6.	135.5	B.R. Holbrook	2011

7.	134.3	Kole McKamey	2005
8.	133.9	Buddy Funck	1984
9.	133.1	Cole Gautsche	2013
10.	132.9	Stoney Case	1994

CAREER COMPLETIONS

	Com.	Player	Years
1.	735	Jeremy Leach	1988-91
2.	677	Stoney Case	1991-94
3.	614	Donovan Porterie	2006-09
4.	434	Casey Kelly	2000-03
5.	367	Graham Leigh	1996-98
6.	295	Steve Myer	1974-75
7.	293	Barry Garrison	1984-87
8.	285	B.R. Holbrook	2009-12
9.	279	Kole McKamey	2003-06
10.	278	Donald Sellers	1995-96

CAREER COMPLETION PERCENTAGE (275 COMPS.)

	Pct.	Player	Years
1.	.616	Donald Sellers (278-451)	1995-96
2.	.580	Donovan Porterie (614-1,058)	2006-09
3.	.569	B.R. Holbrook (285-501)	2009-12
4.	.566	Barry Garrison (293-518)	1987
5.	.559	Graham Leigh (367-657)	1996-98
6.	.552	Kole McKamey (279-505)	2003-06
7.	.547	Stoney Case (677-1,237)	1991-94
8.	.537	Steve Myer (295-549)	1974-75
9.	.530	Casey Kelly (434-819)	2000-03

CAREER YARDAGE

	Yds.	Player	Years
1.	9,460	Stoney Case	1991-94
2.	9,382	Jeremy Leach	1988-91
3.	6,756	Donovan Porterie	2006-09
4.	5,686	Casey Kelly	2000-03
5.	4,979	Graham Leigh	1996-98
6.	3,890	Billy Rucker	1983-86
7.	3,741	Donald Sellers	1995-96
8.	3,604	Steve Myer	1974-75
9.	3,364	Brad Wright	1977-80
10.	3,359	Kole McKamey	2003-06

CAREER TOUCHDOWN PASSES

	Tds	Player	Years
1.	67	Stoney Case	1991-94
2.	49	Jeremy Leach	1988-91
3.	42	Graham Leigh	1996-98
4.	36	Casey Kelly	2000-03
5.	33	Donovan Porterie	2006-09
6.	28	Steve Myer	1974-75
7.	24	David Osborn	1979-82
8.	22	Noel Mazzone	1975-78
9.	21	Donald Sellers	1995-96
	21	Kole McKamey	2003-06

CAREER PASS EFFICIENCY (200 attempts)

	Eff.	Player	Years
1.	144.0	Donald Sellers	1995-96
2.	132.6	Graham Leigh	1996-98
3.	131.9	Lamar Jordan	20014-present
4.	130.6	Stoney Case	1991-94
5.	127.5	Ned James	1985-86
6.	124.9	Lamar Jordan	2014-17
7.	124.2	Billy Rucker	1983-86
8.	119.9	Buddy Funck	1982-84
9.	118.7	Casey Kelly	2000-03
10.	117.6	Steve Myer	1974-75

SINGLE GAME YARDAGE

	Yds.	Player	Year
1.	622	Jeremy Leach vs. Utah	11/11/1989
2.	490	Billy Rucker vs. San Diego State	9/27/1986
3.	458	Billy Rucker vs. Wyoming	11/16/1985
4.	452	Brad Wright vs. Texas Tech	10/14/1978
5.	427	Jeremy Leach vs. Hawai'i	9/14/1991
6.	408	Barry Garrison vs. Hawai'i	10/10/1987
	408	Casey Kelly vs. UNLV	11/1/2003
8.	406	Ned James vs. Wyoming	11/1/1986
9.	403	Stoney Case vs. TCU	9/10/1994
10.	393	Stoney Case vs. Air Force	11/2/1991
11.	390	Jeremy Leach vs. New Mexico State	9/10/1988
12.	385	Jeremy Leach vs. Akron	9/24/1988
13.	376	Jeremy Leach vs. San Diego State	11/4/1989
	376	Terry Stone vs. BYU	9/23/1967
15.	375	Stoney Case vs. BYU	9/24/1994
	375	Barry Garrison vs. Utah	9/5/1987
17.	370	Jeremy Leach vs. Tulsa	9/23/1989
18.	368	Barry Garrison vs. BYU	9/26/1987
19.	365	Jeremy Leach vs. Texas Tech	9/16/1989
20.	363	Stoney Case vs. Colorado State	10/1/1994

21.	359	Graham Leigh vs. San Diego State	10/17/1998
22.	358	Billy Rucker vs. New Mexico State	9/14/1985
23.	354	Donovan Porterie vs. Nevada	12/22/2007
24.	351	Donald Sellers vs. San Diego State	11/4/1995
	351	Stoney Case vs. BYU	10/26/1991
	351	Steve Myer vs. Arizona	10/25/1975

LONGEST PASS PLAYS

No.	Player	Year
98	Al Owens from Barry Garrison vs. BYU	9/26/1987
92	Delane Hart-Johnson from Lamar Jordan vs. Arizona	12/19/2015
89	Emilio Vallez from Rick Beitler vs. Arizona	10/8/1966
88	Sam Scarber from Terry Stone vs. UTEP	9/21/1968
87	Martinez Williams from Graham Leigh vs. San Diego State	10/17/1998
86	Delane Hart-Johnson from Lamar Jordan vs. Utah State	11/7/2015
85	Dwight Counter from Casey Kelly vs. CSU	11/17/2001
84	Herb Bradford from Jim Cromartie vs. UTEP	10/7/1961
84	Tori Brown from Billy Rucker vs. NMSU	9/14/1985
84	Turhon O'Bannon from Stoney Case vs. TCU	9/11/1993
82	Eric Morgan from Jeremy Leach vs. Wyoming	10/28/1989
81	Delane Hart-Johnson from Austin Apodaca at Boise State	11/14/2015
81	Chris Hernandez from Brad Gruner vs. TCU	8/30/2008
80	W.B. Calland from Cecil Sapanski vs. Texas Tech	11/18/1944
80	Ricky Martin from Brad Wright vs. Texas Tech	10/14/1978
80	Keith Magee from Brad Wright vs. NMSU	9/27/1980
80	Dwight Counter from Casey Kelly vs. Utah	10/26/2002
80	Deon Long from B.R. Holbrook vs. UNLV	11/12/2011

YEAR-BY-YEAR LEADERS

Year	Player	Comp.	Att.	Yds.	TDs
1946	Bryan Brock	11	27	326	3
1947	Bryan Brock	26	86	488	4
1948	Jerry McKown	20	51	342	3
1949	Herbie Hughes	14	33	176	3
1950	Milton Price	49	114	520	4
1951	Chuck Hill	31	60	359	2
1952	Bobby Arnett	13	37	195	1
1953	Bob Burns	10	24	127	1
1954	Jerry Lott	19	45	271	0
1955	Jerry Lott	34	74	422	2
1956	Jerry Lott	19	41	281	1
1957	Chuck Roberts	22	47	305	3
1958	Chuck Roberts	19	53	337	6
1959	George Friberg	26	68	361	3
1960	Jim Cromartie	30	57	343	4
1961	Jim Cromartie	28	60	533	4
1962	Jim Cromartie	12	33	245	1
1963	Stan Quintana	15	32	221	1
1964	Stan Quintana	45	86	794	3
1965	Stan Quintana	29	96	444	0
1966	Rick Beitler	67	162	763	4
1967	Terry Stone	160	336	1,946	9
1968	Terry Stone	58	147	769	4
1969	Rocky Long	61	125	865	4
1970	Rocky Long	48	115	649	2
1971	Rocky Long	54	105	876	4
1972	Bruce Boone	35	103	540	2
1973	Don Woods	52	124	869	5
1974	Steve Myer	105	196	1,103	7
1975	Steve Myer	190	353	2,501	21
1976	Noel Mazzone	89	188	1,427	8
1977	Noel Mazzone	77	159	1,085	12
1978	Brad Wright	126	251	1,925	9
1979	Casey Miller	42	82	555	1
1980	Robin Gabriel	75	170	1,083	6
1981	Robin Gabriel	123	277	1,783	8
1982	David Osborn	105	216	1,609	15
1983	Buddy Funck	110	204	1,521	5
1984	Buddy Funck	52	106	922	8
1985	Billy Rucker	134	268	2,475	10
1986	Ned James	125	215	1,777	14
1987	Barry Garrison	277	489	3,163	17
1988	Jeremy Leach	165	323	1,986	10
1989	Jeremy Leach	282	511	3,573	22
1990	Jeremy Leach	180	380	2,428	12
1991	Stoney Case	103	216	1,564	10
1992	Stoney Case	164	308	2,289	18
1993	Stoney Case	177	304	2,490	17
1994	Stoney Case	233	409	3,117	22
1995	Donald Sellers	121	195	1,693	11
1996	Donald Sellers	157	256	2,048	10
1997	Graham Leigh	166	276	2,318	24
1998	Graham Leigh	198	276	2,608	18
1999	Sean Stein	141	272	1,584	11
2000	Rudy Caamano	107	192	1,270	11
2001	Casey Kelly	107	228	1,559	8
2002	Casey Kelly	181	314	1,904	14
2003	Casey Kelly	146	274	2,223	14
2004	Kole McKamey	103	210	1,272	6
2005	Kole McKamey	144	231	1,682	13
2006	Chris Nelson	112	216	1,435	12

2007	Donovan Porterie	244	418	3,006	15
2008	Brad Gruner	99	184	1,037	3
2009	Donovan Porterie	249	432	2,411	12
2010	B.R. Holbrook	63	119	619	2
2011	B.R. Holbrook	141	236	1,490	4
2012	B.R. Holbrook	62	112	647	2
2013	Clayton Mitchem	48	81	661	1
2014	Lamar Jordan	59	112	895	6
2015	Lamar Jordan	61	118	1,045	5
2016	Lamar Jordan	49	75	681	6
2017	Tevaka Tuitoti	57	118	705	4
2018	Sheriron Jones	102	187	1,417	13

Team Passing:

YARDS	Yds.	Year
Game	622 vs. Utah	11/11/1989
Season	3,732 by 1989 team	

COMPLETIONS	No.	Year
Game	41 vs. Utah	11/11/1989
Season	290 by 1989 team	

ATTEMPTS	No.	Year
Game	68 vs. Utah	11/11/1989
Season	532 by 1989 team	

TOUCHDOWN PASSES	No.	Year
Game	6 vs. BYU	9/24/1994
Season	24 by 1997 team	

INTERCEPTIONS BY UNM	No.	Year
Game	7 vs. UTEP	10/21/1950
	7 vs. West Texas State	10/14/1950
	7 vs. Arizona	10/10/1953
Season	32 by 1946 team	

COMPLETION PERCENTAGE (15 ATTEMPTS)	Pct.	Year
Game	.800 vs. Northern Arizona (12-15)	9/23/2000
Season	.606 by 1996 team (160-264)	

AVERAGE YARDS/GAME	Year
Season	311.0 by 1989 team

FIRST DOWNS	No.	Year
Game	25 vs. Utah	11/11/1989
Season	162 by 1989 team	

SINGLE GAME	Yds.	Opponent	Year
1.	622	Utah	11/11/1989
2.	490	San Diego State	9/27/1986
3.	458	Wyoming	11/16/1985
4.	452	Texas Tech	10/14/1978
5.	429	UNLV	11/1/2003
6.	427	Hawai'i	9/14/1991
7.	408	Hawai'i	10/10/1987
8.	406	Wyoming	11/1/1986
9.	403	TCU	9/10/1994
10.	401	UTEP	10/27/1967

BEST PASSING TEAMS	Year	Games	Yards	Yds/Game
1.	1989	12	3,732	311.0
2.	1991	12	3,584	298.7
3.	1985	11	3,245	295.0
4.	1987	11	3,230	293.6
5.	1990	12	3,221	268.4

Individual Total Offense:

PLAYS	Tot.	Player	Year
Game	77	Stoney Case vs. TCU (15 rush, 62 pass)	9/10/1994
Season	590	Jeremy Leach (79 rush, 511 pass)	1989
Career	1,695	Jeremy Leach, (263 rush, 1,432 pass)	1988-91

YARDS	Yds.	Player	Year
Game	594	Jeremy Leach vs. Utah (-28 rush, 622 pass)	11/11/1989
Season	3,649	Stoney Case, (532 rush, 3,117 pass)	1994
Career	10,651	Stoney Case (1,191 rush, 9,640 pass)	1991-94

AVERAGE	Avg.	Player	Year
Game	13.56	Lamar Jordan vs. Wyoming (16 plays for 217 yards)	11/29/2014
Season	7.3	Stan Quintana (169 plays for 1,249 yards)	1964
Career	6.6	Donald Sellers (754 plays for 4,992 yards)	1995-96

SINGLE GAME	Yds.	Player	Year
1.	594	Jeremy Leach vs. Utah	11/11/1989
2.	514	Ned James vs. Wyoming	11/1/1986
3.	501	Billy Rucker vs. San Diego State	9/27/1986
4.	487	Billy Rucker vs. Wyoming	11/16/1985
5.	464	Stoney Case vs. TCU	9/10/1994
6.	440	Brad Wright vs. Texas Tech	10/14/1978
7.	413	Stoney Case vs. Colorado State	10/1/1994
8.	410	Casey Kelly vs. UNLV	11/1/2003
9.	404	Jeremy Leach vs. Hawai'i	9/14/1991
10.	403	Stoney Case vs. BYU	9/24/1994

SEASON TOTAL OFFENSE	Yds.	Player	Year
1.	3,649	Stoney Case	1994
2.	3,363	Jeremy Leach	1989
3.	3,065	Barry Garrison	1987
4.	2,972	Donovan Porterie	2007
5.	2,904	Graham Leigh	1998
6.	2,857	Billy Rucker	1985
7.	2,846	Graham Leigh	1997
8.	2,819	Stoney Case	1993
9.	2,805	Donald Sellers	1996
10.	2,559	Stoney Case	1992

CAREER TOTAL OFFENSE	Yds.	Player	Years
1.	10,651	Stoney Case	1991-94
2.	8,623	Jeremy Leach	1988-91
3.	6,715	Donovan Porterie	2006-09
4.	6,285	Casey Kelly	2000-03
5.	5,847	Graham Leigh	1996-98
6.	4,992	Donald Sellers	1995-96
7.	4,489	Billy Rucker	1983-86
8.	4,461	Rocky Long	1969-71
9.	4,404	David Osborn	1979-82
10.	4,199	Kole McKamey	2003-05

MOST WINS - STARTING QUARTERBACK - CAREER	QB	Wins	Years
1.	Casey Kelly	19	2000-03
2.	Jim Cromartie	18	1960-62
3.	Lamar Jordan	16	2014-17
	Rocky Long	16	1969-71
	Stan Quintana	16	1963-65
6.	Stoney Case	15	1991-94
7.	David Osborn	14	1979-82
	Donovan Porterie	14	2006-09
9.	Kole McKamey	13	2003-06
10.	Graham Leigh	12	1996-98

TOUCHDOWNS RESPONSIBLE - SEASON	Player	Pass	Rush	Total	Year
1.	Stoney Case	22	11	33	1994
2.	Graham Leigh	24	8	32	1997
3.	Stoney Case	17	14	31	1993
4.	Jeremy Leach	22	2	24	1989
5.	Steve Meyer	21	2	23	1975

TOUCHDOWNS RESPONSIBLE - CAREER	Player	Pass	Rush	Total	Years
1.	Stoney Case	67	31	98	1991-94
2.	Jeremy Leach	49	4	53	1988-91
	Graham Leigh	42	11	53	1996-98
4.	DonTrell Moore	0	51	51	2002-05
5.	Casey Kelly	36	9	45	2000-03
6.	Donald Sellers	21	18	39	1995-96
7.	Lamar Jordan	20	17	37	2014-17
	David Osborn	24	13	37	1979-82

YEAR-BY-YEAR LEADERS

Year	Player	Plays	Rush	Pass	Total
1946	Bryan Brock	61	-3	326	323
1947	Bryan Brock	133	238	488	726
1948	Rudy Krall	165	756	0	756
1949	Jerry McKown	90	184	164	348
1950	Milton Price	165	86	520	606
1951	Chuck Hill	165	394	359	753
1952	Bobby Arnett	146	360	195	555
1953	Bobby Lee	147	624	124	748
1954	Jerry Lott	81	101	271	372
1955	Jerry Lott	167	77	422	499
1956	Phil Spear	123	625	0	625
1957	Don Perkins	117	744	23	767
1958	Don Perkins	121	621	161	782
1959	Billy Brown	95	740	0	740
1960	Jim Cromartie	116	299	343	642
1961	Jim Cromartie	146	168	533	701
1962	Bobby Santiago	159	806	93	899
1963	Bucky Stallings	127	553	0	553
1964	Stan Quintana	169	455	794	1,249
1965	Stan Quintana	197	496	444	940
1966	Rick Beitler	253	-21	763	742
1967	Terry Stone	406	-415	1,946	1,531
1968	David Bookert	211	872	0	872
1969	Rocky Long	276	450	865	1,315
1970	Rocky Long	273	674	649	1,323
1971	Rocky Long	265	947	876	1,823
1972	Fred Henry	166	977	9	986
1973	Don Woods	344	971	869	1,840
1974	Steve Myer	240	13	1,103	1,116
1975	Steve Myer	400	-132	2,501	2,369
1976	Noel Mazzone	376	617	1,427	2,044
1977	Noel Mazzone	326	537	185	1,622
1978	Brad Wright	423	478	1,925	2,403
1979	Jimmy Sayers	145	696	0	696
1980	Brad Wright	231	120	1,068	1,188
1981	Robin Gabriel	368	-84	1,783	1,699
1982	David Osborn	357	539	1,609	2,148
1983	Buddy Funck	398	633	1,521	2,154
1984	Buddy Funck	247	526	922	1,448
1985	Billy Rucker	432	382	2,475	2,857
1986	Ned James	365	527	1,777	2,304
1987	Barry Garrison	549	-98	3,163	3,065
1988	Jeremy Leach	411	-220	1,986	1,766
1989	Jeremy Leach	590	-210	3,573	3,363
1990	Jeremy Leach	436	-204	2,428	2,224
1991	Stoney Case	272	60	1,564	1,624
1992	Stoney Case	422	270	2,289	2,559
1993	Stoney Case	430	329	2,490	2,819
1994	Stoney Case	549	532	3,117	3,649
1995	Donald Sellers	329	494	1,693	2,187
1996	Donald Sellers	425	757	2,048	2,805
1997	Graham Leigh	411	528	2,318	2,846
1998	Graham Leigh	487	296	2,608	2,904
1999	Sean Stein	340	0	1,584	1,584
2000	Rudy Caamano	301	86	1,270	1,356
2001	Casey Kelly	298	143	1,559	1,702
2002	Casey Kelly	430	225	1,904	2,129
2003	Casey Kelly	384	231	2,223	2,454
2004	Kole McKamey	338	416	1,272	1,688
2005	Kole McKamey	350	429	1,682	2,111
2006	Chris Nelson	256	-62	1,435	1,373
2007	Donovan Porterie	476	-34	3,006	2,972
2008	Brad Gruner	260	331	1,037	1,368
2009	Donovan Porterie	518	-33	2,411	2,378
2010	Stump Godfrey	204	287	553	840
2011	B.R. Holbrook	296	93	1,490	1,583
2012	Kasey Carrier	255	1,469	0	1,469
2013	Cole Gautsche	196	777	639	1,416
2014	Lamar Jordan	232	612	895	1,507
2015	Lamar Jordan	265	807	1,045	1,852
2016	Lamar Jordan	189	739	681	1,420
2017	Lamar Jordan	171	345	604	949
2018	Sheriron Jones	266	286	1,417	1,703

100 YARDS RUSHING/100 YARDS PASSING IN A GAME (13 players/26 times)

Player	Rush	Pass	Opponent	Year
Rocky Long	159	131	Arizona	1969
Rocky Long	110	115	BYU	1971
Don Woods	100	134	Utah	1973
Don Woods	148	128	Colorado State	1973
Noel Mazzone	110	124	UTEP	1976
Noel Mazzone	123	139	Arizona	1977
David Osborn	125	128	North Texas	1982
David Osborn	112	143	Air Force	1982
Buddy Funck	116	148	Texas Tech	1984
Buddy Funck	130	112	New Mexico State	1984
Billy Rucker	113	277	UTEP	1985
Billy Rucker	106	307	San Diego State	1985

Ned James	118	406	Wyoming	1986
Stoney Case	112	121	Idaho State	1993
Stoney Case	114	199	Fresno State	1994
Donald Sellers	102	232	Central Florida	1996
Donald Sellers	126	144	Rice	1996
Graham Leigh	102	171	BYU	1997
Kole McKamey	138	207	Navy	2004
Kole McKamey	152	172	New Mexico State	2005
Kole McKamey	103	218	BYU	2005
Cole Gautsche	149	155	Wyoming	2012
Cole Gautsche	113	156	at Wyoming	10/12/2013
Lamar Jordan	107	147	at Wyoming	9/26/2015
Lamar Jordan	135	110	Arizona	12/19/2015
Lamar Jordan	176	122	Wyoming	11/26/2016
Coltin Gerhart	156	108	at Tulsa	9/23/2017

Team Total Offense:

PLAYS	Tot.	Year
Game	106 vs. Utah	11/11/1989
Season	977 by 1980 team	

YARDS	Tot.	Year
Game	691 vs. Utah	11/11/1989
Season	5,939 by 2016 team	

AVERAGE	Avg.	Year
Game	13.53 vs. Wyoming (51 plays, 690 yards)	11/26/2016
Season	6.85 by 2016 team (867 plays, 5,939 yards)	
Per Game, Season	472.0 by 1994 team	

FIRST DOWNS	FDs	Year
Game	37 vs. San Diego State	9/27/1986
Season	300 by 1994 team	

SINGLE GAME	Yds	Opponent	Year
1.	691	Utah	11/11/1989
2.	690	Wyoming	11/26/2016
	690	San Diego State	9/27/1986
4.	680	Incarnate Word	9/1/2018
5.	663	New Mexico State	9/8/1984
6.	658	Northern Arizona	9/23/1950
7.	654	New Mexico State	10/23/1982
8.	648	Utah	9/26/1970
9.	645	UTEP	10/31/1971
10.	633	Utah	10/25/2003
11.	630	Utah	11/9/1985
12.	628	New Mexico Highlands	9/29/1934
13.	622	ULM	10/22/2016
	622	Utah	11/6/1971
15.	620	Air Force	10/27/2001
16.	616	Wyoming	11/1/1986
	616	Northern Arizona	9/18/1999
18.	615	South Dakota	9/1/2016
19.	608	New Mexico State	10/5/2013

BEST TOTAL OFFENSE TEAMS (based on yards)

	Year	Games	Yards	Avg.
1.	2016	13	5,939	456.8
2.	1994	12	5,664	472.0
3.	1986	12	5,269	439.1
4.	2003	13	5,207	400.5
5.	1985	11	5,165	469.5
6.	1971	11	5,148	468.0
7.	2013	12	5,062	421.8
8.	2015	13	5,046	388.1

Individual Receiving:

RECEPTIONS	Rec.	Player	Year
Game	17	Emilio Vallez vs. UTEP	10/27/1967
Season	91	Marcus Smith	2007
Career	263	Terance Mathis	1985-87, '89

YARDS	Yds.	Player	Year
Game	257	Emilio Vallez vs. UTEP	10/27/1967
Season	1,315	Terance Mathis	1989
Career	4,254	Terance Mathis	1985-87, '89

TOUCHDOWNS

	TDs	Player	Year
Game	3	Ricky Martin vs. Utah	11/8/1980
	3	Terance Mathis vs. Colorado St.	11/15/1986
	3	Mike Henderson vs. BYU	10/29/1990
	3	Zack Wesley vs. BYU	9/24/1994
	3	Pascal Volz vs. Rice	10/18/1997
	3	Pascal Volz vs. TCU	11/1/1997
	3	Hank Baskett vs. Missouri	9/10/2005
	3	Marcus Smith vs. New Mexico St.	9/9/2006
	3	Deon Long vs. Sam Houston St.	9/24/2011
Season	13	Terance Mathis	1989
	13	Pascal Volz	1997
Career	36	Terance Mathis	1985-87, '89

CONSECUTIVE GAMES CATCHING A PASS

46, Carl Winston, 1990-93 (NCAA record at the time)

CONSECUTIVE 100-YARD GAMES

5, Terance Mathis, 1987

4, Pascal Volz, 1997

CONSECUTIVE GAMES, TD RECEPTION

7, Carl Winston, 1991

SINGLE GAME RECEPTIONS

	Rec.	Player	Year
1.	17	Emilio Vallez vs. UTEP	10/27/1967
2.	16	Terance Mathis vs. Utah	11/11/1989
3.	14	Terance Mathis vs. Arkansas	11/28/1987
	14	Shane Hall vs. Wyoming	11/7/1987
	14	Ace Hendricks vs. Utah	10/7/1967
6.	13	Ty Kirk vs. New Mexico State	10/1/2011
7.	12	Eric Morgan vs. New Mexico State	9/1/1990
	12	Kano Brown vs. San Diego State	11/4/1989
	12	Terance Mathis vs. San Diego St.	9/27/1986
10.	11	11 different times	

SINGLE GAME YARDAGE

	Yds.	Player	Year
1.	257	Emilio Vallez vs. UTEP	10/27/1967
2.	252	Terance Mathis vs. Utah	11/11/1989
3.	238	Terance Mathis vs. Wyoming	11/1/1986
4.	214	Terance Mathis vs. Arkansas	11/28/1987
5.	209	Hank Baskett vs. Missouri	9/10/2005
	209	Deon Long vs. Sam Houston State	9/24/2011
7.	195	Ace Hendricks vs. BYU	9/23/1967
8.	191	Terance Mathis vs. Utah	9/5/1987
9.	188	Terance Mathis vs. San Diego St.	9/27/1986
10.	187	Terance Mathis vs. Texas Tech	9/16/1989

SEASON RECEPTIONS

	Rec.	Player	Year
1.	91	Marcus Smith	2007
2.	88	Terance Mathis	1989
3.	80	Eric Morgan	1990
4.	76	Carl Winston	1991
	76	Travis Brown	2007
6.	73	Terance Mathis	1987
7.	69	Pascal Volz	1997
8.	67	Ace Hendricks	1967
	67	Hank Baskett	2005
10.	66	Shane Hall	1987

SEASON RECEPTION YARDAGE

	Yds.	Player	Year
1.	1,315	Terance Mathis	1989
2.	1,229	Pascal Volz	1997
3.	1,177	Carl Winston	1991
4.	1,132	Terance Mathis	1987
5.	1,125	Marcus Smith	2007
6.	1,094	Ace Hendricks	1967
7.	1,071	Hank Baskett	2005
8.	1,043	Eric Morgan	1990
9.	1,031	Travis Brown	2007
10.	962	Preston Dennard	1975

SEASON TOUCHDOWNS

	TDs	Player	Year
1.	13	Pascal Volz	1997
	13	Terance Mathis	1989
3.	10	Terance Mathis	1986
4.	9	Don Black	1958
	9	Mike Henderson	1990
	9	Hank Baskett	2005
	9	Marcus Smith	2006
8.	8	Terance Mathis	1987
	8	Ricky Martin	1980
10.	7	Carl Winston	1991
	7	Martinez Williams	1998

CAREER RECEPTIONS

	Rec.	Player	Years
1.	263	Terance Mathis	1985-87, '89
2.	202	Carl Winston	1990-93
3.	182	Travis Brown	2004-07
4.	153	Marcus Smith	2004-07
5.	142	Preston Dennard	1974-77
6.	141	Mike Henderson	1987-90
7.	140	Hank Baskett	2002-05
8.	136	Eric Morgan	1989-90
9.	134	Ty Kirk	2009-12
10.	122	Dwight Counter	2000-03

CAREER RECEPTION YARDAGE

	Yds.	Player	Years
1.	4,254	Terance Mathis	1985-87, '89
2.	2,972	Carl Winston	1990-93
3.	2,288	Hank Baskett	2002-05
4.	2,257	Preston Dennard	1974-77
5.	2,192	Travis Brown	2004-07
6.	2,101	Dwight Counter	2000-03
7.	2,073	Marcus Smith	2004-07
8.	1,927	Mike Henderson	1987-90
9.	1,806	Eric Morgan	1989-90
10.	1,798	Ricky Martin	1976-80
11.	1,690	Keith MaGee	1979-82
12.	1,508	Derwin Williams	1980-83
13.	1,480	Ty Kirk	2009-12
14.	1,425	Manley Woods	1990-94
15.	1,402	Martinez Williams	1996-99

CAREER TOUCHDOWNS

	TDs	Player	Years
1.	36	Terance Mathis	1985-87, '89
2.	17	Hank Baskett	2002-05
3.	16	Ricky Martin	1977-80
	16	Preston Dennard	1974-77
5.	14	Carl Winston	1990-93
	14	Dwight Counter	2000-03
7.	13	Pascal Volz	1996-97
	13	Marcus Smith	2004-07
9.	12	Eric Morgan	1989-90
	12	Mike Henderson	1987-90
	12	Travis Brown	2004-07

YEAR-BY-YEAR LEADERS

Year	Player	No.	Yds.	TD
1946	Lou Cullen	7	230	3
1947	Rudy Camunez	9	162	2
1948	Bill Speer	10	134	0
1949	Bill Speer	10	82	2
1950	Chuck Hill	19	321	2
1951	Dick Brett	26	276	3
1952	Dick Brett	15	205	2
1953	Ray Guerette	11	147	1
1954	Ray Guerette	8	136	2
1955	Dick Drake	14	174	0
1956	John Barefoot	6	156	3
1957	Don Perkins	10	162	0
1958	Don Black	14	303	9
1959	Don Perkins	8	226	3
1960	Bobby Santiago	11	187	1
1961	Larry Jasper	5	161	2
1962	George Heard	6	255	1
1963	Claude Ward	7	181	2
1964	Gary Plumlee	19	316	1
1965	Woody Dame	11	198	0
1966	Sherman Seiders	27	351	2
1967	Ace Hendricks	67	1,094	6
1968	Bob Fowler	26	265	0
1969	John Stewart	19	391	2
1970	Fred Henry	10	73	0
1971	Ken Smith	17	281	1
1972	Ken Smith	24	382	2
1973	Paul Labarrere	16	374	3
1974	Pete Robison	20	236	2
1975	Preston Dennard	59	962	6
1976	Preston Dennard	42	783	5
1977	Preston Dennard	26	341	4
1978	Ricky Martin	21	594	5
	Chris Combs	21	322	1
1979	Jimmy Sayers	19	145	0
1980	Ricky Martin	43	850	8
1981	Keith Magee	44	706	3
1982	Keith Magee	39	641	5
1983	Derwin Williams	37	677	5
1984	Kenneth Whitehead	34	713	4
1985	Terance Mathis	49	852	5
1986	Terance Mathis	53	955	10
1987	Terance Mathis	73	1,132	8
1988	Al Owens	49	774	5

1989	Terance Mathis	88	1,315	13
1990	Eric Morgan	80	1,043	6
1991	Carl Winston	76	1,177	7
1992	Carl Winston	34	389	1
1993	Carl Winston	50	766	4
1994	Gavin Pearlman	52	866	2
1995	Steve Pagador	33	492	2
1996	Larry Brown	38	518	0
1997	Pascal Volz	69	1,229	13
1998	Martinez Williams	49	760	7
1999	Martinez Williams	60	609	0
2000	Ted Iacenda	28	257	2
2001	Dwight Counter	43	774	4
2002	Dwight Counter	36	413	3
2003	Adrian Boyd	41	581	3
2004	Hank Baskett	54	908	3
2005	Hank Baskett	67	1,071	9
2006	Travis Brown	64	867	4
2007	Marcus Smith	91	1,125	4
2008	Bryant Williams	36	272	1
2009	Ty Kirk	36	427	2
2010	Ty Kirk	38	477	2
2011	Deon Long	47	809	4
	Ty Kirk	47	376	0
2012	Lamaar Thomas	15	165	1
2013	Jeric Magnant	19	294	1
	Marquis Bundy	19	261	2
2014	Jeric Magnant	16	184	1
2015	Dameon Gamblin	35	424	2
2016	Dameon Gamblin	23	254	3
2017	Jay Griffin IV	29	393	4
2018	Delane Hart-Johnson	33	507	5

Individual Scoring:

TOUCHDOWNS

Game			
5	Chuck Hill vs. Northern Arizona	9/23/1950	
5	Reginal Johnson vs. Tulsa	11/2/1996	
5	DonTrell Moore vs. Wyoming	11/30/2002	
5	Richard McQuarley vs. Air Force	9/30/2017	
Season	21	DonTrell Moore	2003
Career	59	DonTrell Moore	2002-05

POINTS

Game	32	Reginal Johnson vs. Tulsa	11/2/1996
Season	126	DonTrell Moore	2003
Career	356	DonTrell Moore	2002-05

EXTRA POINTS MADE

Game	10	Eddie Beach vs. U. of Mexico	9/17/1960
Season	61	Jason Sanders	2016
Career	111	Jason Sanders	2014-17
Consecutive	82	Jason Sanders	2015-16
	76	Justus Adams	2012-13
	47	Joe Hartshorne	1970-71

EXTRA POINTS ATTEMPTED

Game	10	Milton Price vs. Northern Arizona	9/23/1950
	10	Eddie Beach vs. U. of Mexico	9/17/1960
Season	62	Jason Sanders	2016
Career	112	Jason Sanders	2014-17

FIELD GOALS MADE

Game	5	Bob Berg vs. Fresno State	9/13/1975
	5	Rick Walsh vs. New Mexico State	9/10/1988
	5	Colby Cason vs. SMU	10/4/1997
Season	29	John Sullivan	2007
Career	53	David Margolis	1989-92
Consecutive	18	John Sullivan	2007

SEASON FIELD GOALS MADE

	FGs	Player	Year
1.	29	John Sullivan	2007
2.	21	Colby Cason	1997
3.	19	Kenny Byrd	2006
4.	18	Bob Berg	1974
	18	Bob Berg	1975
	18	James Aho	2008
7.	17	Vladimir Borombozin	2001
8.	15	David Margolis	1989
	15	Wes Zunker	2003

CAREER FIELD GOALS MADE

	FGs	Player	Year
1.	53	David Margolis	1989-92
2.	45	James Aho	2008-11
3.	41	Colby Cason	1995-97
	41	Bob Berg	1973-75
5.	33	Kenny Byrd	2002-06
6.	29	Wes Zunker	2001-04
	29	John Sullivan	2004-07

8.	27	Vladimir Borombozin	2000-01
9.	25	Jason Sanders	2014-17
	25	Pete Parks	1980-82

CAREER FIELD GOAL ACCURACY

	Pct.	Player (FGM-FGA)	Year
1.	82.9	John Sullivan (29-35)	2004-07
2.	81.8	Vladimir Borombozin (27-33)	2000-01
3.	80.5	Kenny Byrd (33-41)	2002-06
4.	75.0	Jason Sanders (15-20)	2014-present
	75.0	Rick Walsh (18-24)	1987-88
6.	73.2	Bob Berg (41-56)	1973-75
7.	71.4	Jason Sanders (25-35)	2014-17
8.	70.7	Wes Zunker (29-41)	2001-04
9.	68.3	Colby Cason (41-60)	1995-97
10.	68.2	James Aho (45-66)	2008-11

LONGEST FIELD GOALS

56	Rick Walsh vs. San Diego State	11/19/1988
53	Andrew Shelley at Utah State	10/27/2018
*53	Jason Sanders at Tulsa	9/23/2017
53	John Sullivan vs. Nevada	12/22/2007
53	Rick Walsh at Colorado State	10/24/1987
52	Jason Sanders vs. UTSA	12/17/2016
52	Kenny Byrd vs. Missouri	9/16/2006
52	Jason Bloom vs. San Diego State	10/17/1998
52	Pete Parks vs. New Mexico State	10/23/1982
**52	Ray Guerette vs. Colorado State	11/13/1954
51	Jason Sanders vs. Colorado State	10/20/2017
51	Jason Sanders at Colorado State	11/17/2016
51	James Aho vs. Wyoming	11/6/2010
51	Wes Zunker vs. UTEP	9/1/2001
51	Jason Bloom vs. Hawai'i	10/24/1998
51	Jim Bibbo at Texas Tech	10/8/1983
50	Wes Zunker at Colorado State	10/30/2004
50	Jason Bloom at San Diego State	10/11/1997
50	Nathan Vail at Wyoming	11/12/1994
50	David Margolis at Texas Tech	9/16/1989
50	Rick Walsh at New Mexico State	9/10/1988
50	Alan Moore at UTEP	10/28/1978
50	Jack Abendschan at Kansas State	11/24/1964

*longest walk-off FG in UNM history

**officially a 42-yard FG but in 1954 NCAA didn't count the 10 yards in the end zone in the official distance.

SEASON PAT

	PATs	Player	Year
1.	61	Jason Sanders	2016
2.	49	Justus Adams	2013
3.	45	Pete Parks	1982
4.	43	Zack Rogers	2014
	43	Joe Hartshorne	1971
6.	42	Wes Zunker	2003
7.	40	Colby Cason	1997
	40	Justus Adams	2012
9.	39	Nathan Vail	1994
10.	37	Joe Hartshorne	1970

CAREER PAT

	PATs	Player	Years
1.	111	Jason Sanders	2014-17
2.	100	Colby Cason	1995-97
3.	99	Joe Hartshorne	1969-71
4.	91	Kenny Byrd	2002-06
5.	89	Justus Adams	2010-13
6.	85	David Margolis	1989-92
7.	84	Joe Bibbo	1983-86
8.	83	James Aho	2008-11
9.	80	Wes Zunker	2001-04
10.	72	Bob Berg	1973-75

SEASON SCORING (Touchdowns)

	TDs	Player	Year
1.	21	DonTrell Moore	2003
2.	18	Richard McQuarley	2016
3.	17	DonTrell Moore	2005
4.	16	Terance Mathis	1989
5.	15	DonTrell Moore	2002
	15	Kasey Carrier	2012
7.	14	Teriyon Gipson	2016
	14	Stoney Case	1993
	14	Willie Tural	1985
	14	Rodney Ferguson	2007

SEASON SCORING (Points)

	Pts.	Player	Year
1.	126	DonTrell Moore	2003
2.	117	John Sullivan	2007
3.	110	Richard McQuarley	2016
4.	104	DonTrell Moore	2005
5.	103	Colby Cason	1997
6.	98	Terance Mathis	1989
7.	97	Jason Sanders	2016
8.	90	Willie Tural	1985
9.	90	DonTrell Moore	2002
10.	90	Kasey Carrier	2012

CAREER SCORING (Touchdowns)

	Tds	Player	Years
1.	59	DonTrell Moore	2002-05
2.	39	Terance Mathis	1985-87, '89
3.	37	Rodney Ferguson	2004-08
4.	36	Jhurell Pressley	2012-15
5.	34	Teriyon Gipson	2013-16
6.	31	Richard McQuarley	2014-17
	31	Stoney Case	1991-94
	31	Willie Tural	1982-85
	31	Mike Williams	1975-78
10.	27	Kasey Carrier	2009-13

CAREER SCORING (Points)

	Pts.	Player	Years
1.	356	DonTrell Moore	2002-05
2.	244	David Margolis	1989-92
3.	238	Terance Mathis	1985-87, '89
4.	223	Colby Cason	1995-97
5.	222	Rodney Ferguson	2004-08
6.	218	Jhurell Pressley	2012-15
	218	James Aho	2008-11
8.	204	Teriyon Gipson	2013-16
9.	202	Bob Berg	1973-75
10.	192	Willie Tural	1982-85

YEAR-BY-YEAR SCORING LEADERS

Year	Player	TD	PAT	FG	TP
1946	Lou Cullen	8	0-0	0-0	48
1947	Bryan Brock	5	0-0	0-0	30
	Rudy Krall	5	0-0	0-0	30
1948	Jerry McKown	4	10-15	0-0	34
1949	Bob Cooke	4	0-0	0-0	24
1950	Chuck Hill	8	3-7	0-0	51
1951	Chuck Hill	10	0-0	0-0	60
1952	Mike Prokopiak	0	13-15	4	25
1953	Bobby Lee	9	0-0	0-0	54
1954	Ray Guerette	2	15-20	1	30
1955	Jerry Apodaca	3	0-0	0-0	18
1956	Phil Spear	6	0-0	0-0	36
1957	Bob Crandall	4	0-0	0-0	24
1958	Don Black	9	2*	0-0	58
1959	Don Perkins	12	1*	0-0	74
1960	Jim Cromartie	7	1*	0-0	44
1961	Bobby Santiago	5	3-3	0-0	33
1962	Bobby Santiago	11	0-1	0-0	66
1963	Bucky Stallings	9	1*	0-0	56
1964	Claude Ward	7	0-0	0-0	42
1965	Carl Jackson	10	0-0	0-0	60
1966	Sherman Seiders	2	8-10	4-10	32
1967	Ace Hendricks	6	0-0	0-0	36
1968	David Bookert	11	0-0	0-0	66
1969	Joe Hartshorne	0	19-20	8-9	43
1970	Sam Scarber	13	0-0	0-0	78

1971	Rocky Long	13	1*	0-0	80
1972	Fred Henry	7	0-0	0-0	42
1973	Don Woods	11	0-0	0-0	66
1974	Bob Berg	0	14-17	18-24	68
1975	Bob Berg	0	29-31	18-26	83
1976	Mike Williams	11	0-0	0-0	66
1977	Jim Haynes	0	22-29	7-14	43
1978	Alan Moore	0	22-29	14-21	64
1979	Alan Moore	0	25-26	8-15	49
1980	Pete Parks	0	22-25	12-20	58
1981	Pete Parks	0	25-27	8-17	49
1982	Pete Parks	0	45-46	5-11	60
1983	Joe Bibbo	0	25-25	12-19	61
1984	Willie Tural	10	0-0	0-0	60
1985	Willie Tural	14	3*	0-0	90
1986	Kevin Burgess	12	1*	0-0	74
1987	Terance Mathis	8	1*	0-0	50
1988	Rick Walsh	0	13-14	11-14	46
1989	Terance Mathis	16	1*	0-0	98
1990	David Margolis	0	25-28	14-18	67
1991	David Margolis	0	17-20	11-23	50
1992	David Margolis	0	16-21	13-20	55
1993	Stoney Case	14	0-0	0-0	84
1994	Nathan Vail	0	39-43	12-18	75
1995	Colby Cason	0	25-28	11-18	58
1996	Colby Cason	0	35-37	9-12	62
	Donald Sellers	10	1*	0-0	62
1997	Colby Cason	0	40-45	21-30	103
1998	Martinez Williams	7	0-0	0-0	42
1999	David McKinney	0	27-29	5-14	42
	Brian Urlacher	7	0	0	42
2000	Vladimir Borombozin	0	21-25	10-15	51
2001	Vladimir Borombozin	0	31-32	17-18	82
2002	DonTrell Moore	15	0	0	90
2003	DonTrell Moore	21	0	0	126
2004	Wes Zunker	0	27-28	11-16	60
2005	DonTrell Moore	17	1*	0	104
2006	Kenny Byrd	0	31-31	19-23	88
2007	John Sullivan	0	30-31	29-35	117
2008	Rodney Ferguson	13	0-1	0	78
2009	James Aho	0	19-21	13-21	58
2010	James Aho	0	22-22	8-9	46
2011	James Aho	0	18-18	6-12	36
2012	Kasey Carrier	15	0-1	0	90
2013	Justus Adams	0	49-50	8-12	73
2014	Jhurell Pressley	12	1*	0	74
2015	Jhurell Pressley	11	0	0	66
2016	Richard McQuarley	18	1*	0	110
2017	Jason Sanders	0	28-28	10-15	58
2018	Andrew Shelley	0	34-39	7-8	55

* 2-pt. PAT

Team Scoring:

MOST POINTS

Game:	108 Northern Arizona	11/11/1916
Quarter:	38 Southern (2nd)	9/1/2012
Half:	49 San Diego State (1st)	10/18/2008

HIGHEST PER GAME AVERAGE (Season)

Avg.	Games	Points	Year
36.69	13	477	2016
34.00	11	374	1982
33.42	12	401	1994
32.75	12	393	2013
32.50	12	390	1997

31.00	11	341	1971
30.45	11	335	1993
30.09	11	331	1996
30.07	13	391	2003

MOST POINTS, BOTH TEAMS

113	New Mexico State 110, New Mexico 3	Las Cruces	11/24/1917
111	Fresno State 94, New Mexico 17	Fresno, Calif.	10/5/1991
109	Boise State 60, New Mexico 49	Albuquerque	11/8/2014
108	New Mexico 108, Northern Arizona 0	Albuquerque	11/11/1916
108	Colorado State 66, New Mexico 42	Albuquerque	11/16/2013
107	Utah 58, New Mexico 49	Salt Lake City, Utah	11/9/1985
99	Air Force 73, New Mexico 26	Albuquerque	11/14/1987
98	UNLV 56, New Mexico 42	Albuquerque	9/28/2013
96	BYU 49, New Mexico 47	Provo, Utah	9/24/1994
96	New Mexico 57, Utah 39	Albuquerque	11/6/1971
95	Liberty 52, New Mexico 43	Albuquerque	9/29/2018
94	New Mexico 56, Air Force 38	Albuquerque	9/30/2017
92	New Mexico 62, Incarnate Word 30	Albuquerque	9/1/2018
91	New Mexico 56, Wyoming 35	Albuquerque	11/26/2016
91	Nevada-Las Vegas 49, New Mexico 42	Las Vegas, Nev.	9/12/1981
91	Arizona State 63, New Mexico 28	Tempe, Ariz.	11/2/1968

LARGEST MARGIN OF VICTORY

Mgn.	Score	Opponent	Site	Year
108	108-0	Northern Arizona	Albuquerque	11/11/1916
78	78-0	Eastern New Mexico	Albuquerque	9/22/1945
78	78-0	Northern Arizona	Albuquerque	9/23/1950
75	82-7	New Mexico Highlands	Albuquerque	9/29/1923
71	77-6	University of Mexico	Albuquerque	9/17/1960
69	75-6	Montezuma College	Albuquerque	10/15/1923
69	76-7	New Mexico Highlands	Albuquerque	9/29/1934
67	67-0	UTEP	Albuquerque	11/6/1920
66	66-0	Mississippi Valley State	Albuquerque	9/5/2015
64	72-8	Texas State	Albuquerque	8/30/2003
63	70-7	San Diego State	Albuquerque	10/18/2008

LARGEST MARGIN OF DEFEAT

Mgn.	Score	Opponent	Site	Year
107	110-3	New Mexico State	Las Cruces	11/24/1917
83	89-6	Second Army-Air Force	El Paso, Texas	10/14/1944
80	80-0	N.M. Military Institute	Roswell, N.M.	11/4/1910
77	94-17	Fresno State	Fresno, Calif.	10/5/1991
72	72-0	Oregon	Eugene, Ore.	9/4/2010
69	69-0	TCU	Ft. Worth, Texas	10/22/2011
65	65-0	BYU	Provo, Utah	10/29/1988
65	72-7	UNLV	Albuquerque	11/1/1980
63	63-0	Texas A&M	College Station, Texas	10/16/1926
63	75-12	UTEP	Albuquerque	10/27/1967
61	68-7	Kansas	Lawrence	10/5/1968

MOST POINTS IN A ROAD GAME

Pts.	Opponent	Score	Year
57	UTEP	57-13	11/8/1919
56	New Mexico Highlands	56-0	11/19/1911
56	UTEP	56-7	10/21/1972
56	New Mexico State	56-31	10/22/1994
55	Montana	55-14	10/24/1959

MOST POINTS IN A GAME

Pts.	Opponent	Site	Year
108	Northern Arizona	Albuquerque	11/11/1916
82	New Mexico Highlands	Albuquerque	9/29/1923
78	Eastern New Mexico	Albuquerque	9/22/1945
78	Northern Arizona	Albuquerque	9/23/1950
77	U. of Mexico	Albuquerque	9/17/1960
76	New Mexico Highlands	Albuquerque	9/29/1934

LARGEST COMEBACKS (Since 1946)

Deficit	Opponent	Score	Qtr-Time	Final Score	Site (Date)
21	Utah	24-3	2nd-3:27	34-31	Albuquerque / Oct. 19, 2006
21	Texas-El Paso	21-0	2nd-14:29	37-21	El Paso / Nov. 23, 1974
18	Wyoming	21-3	2nd-:25	32-21	Laramie / Oct. 19, 1974
18	Utah	21-3	2nd-8:16	23-21	Albuquerque / Nov. 5, 1994
18	Utah	21-3	1st-2:22	34-28	Salt Lake City / Sept. 26, 1970
17	Wichita State	17-0	2nd-12:24	22-17	Albuquerque / Oct. 15, 1977
15	Utah State	21-6	3rd-12:35	24-21	Logan / Nov. 12, 2016
15	New Mexico State	29-14	3rd-11:40	38-29	Albuquerque / Oct. 3, 2015
15	Texas-El Paso	21-6	4th-13:29	25-21	Albuquerque / Nov. 19, 1994
15	Wyoming	15-0	3rd-:35	19-15	Laramie / Oct. 7, 1978
15	Colorado	15-0	2nd	17-15	Albuquerque / Nov. 12, 1949
14	Air Force	21-7	2nd	28-27	Denver / Nov. 21, 1959
14	Air Force	21-7	2nd-14:02	33-28	Albuquerque / Nov. 27, 1999
14	UNLV	28-14	2nd-10:48	39-36 (OT)	Las Vegas / Oct. 14, 2006
14	Utah	28-14	2nd-6:46	42-35 (2OT)	Albuquerque / Oct. 26, 2002
14	New Mexico State	14-0	1st-11:19	35-24	Las Cruces / Sept. 27, 2008
14	New Mexico State	14-0	1st-10:50	42-25	Las Cruces / Sept. 15, 2018

75	Montezuma College	Albuquerque	10/15/1923
72	Texas State	Albuquerque	8/30/2003
70	San Diego State	Albuquerque	10/18/2008

MOST POINTS IN A QUARTER (since 1946)

Pts.	Qtr.	Opponent	Site	Year
38	2nd	Southern	Albuquerque	9/1/2012
33	1st	Northern Arizona	Albuquerque	9/23/1950
33	1st	New Mexico State	Albuquerque	10/9/1948
29	2nd	UNLV	Las Vegas, Nev.	9/15/2018
28	1st	Boise State	Albuquerque	11/8/2014
28	2nd	San Diego State	Albuquerque	10/18/2008
28	3rd	Utah	Salt Lake City, Utah	10/25/2003
28	1st	Utah	Albuquerque	11/26/1977
28	4th	UTEP	Albuquerque	11/23/1973
28	2nd	New Mexico State	Albuquerque	9/16/1972
28	2nd	Utah	Salt Lake City, Utah	9/26/1970
28	2nd	Arizona State	Tempe, Ariz.	11/19/1966
28	1st	New Mexico State	Albuquerque	9/15/1962
28	1st	ULM	Albuquerque	10/22/2016

MOST POINTS IN A HALF (since 1946)

Pts.	Half	Opponent	Site	Year
49	1st	San Diego State	Albuquerque	10/18/2008
46	1st	Northern Arizona	Albuquerque	9/23/1950
45	1st	Southern	Albuquerque	9/1/2012
42	2nd	Air Force	Albuquerque	9/30/2017
42	2nd	U. of Mexico	Albuquerque	9/17/1960
42	2nd	UTEP	Albuquerque	10/20/1973
41	1st	New Mexico State	Albuquerque	9/16/1972
41	1st	Texas State	Albuquerque	8/30/2003
40	2nd	New Mexico State	Albuquerque	9/8/1984
38	1st	Mississippi Valley State	Albuquerque	9/5/2015
38	1st	New Mexico State	Albuquerque	9/6/1997

Individual Returns:

PUNT RETURNS

Game	11	Tracy Mount vs. San Diego St.	11/22/1980
Season	46	Holmon Wiggins	2000
Career	82	Chad Smith	1995-98

YARDS

Game	142	Chad Smith vs. UTEP	11/23/1996
Season	392	Holmon Wiggins	2000
	352	Dwight Counter	2002
	324	Randy Rich	1975
Career	666	Chad Smith	1995-98

AVERAGE PER RETURN

Season	21.2	Marcus Hayes	2018
Career	15.4	Ian Clark	2006-09

TOUCHDOWNS

Season	2	Bobby Lee	1953
Career	2	Bobby Lee	1952-54

PUNT RETURNS (Year-by-Year)

Year	Player	No.	Yds	Avg
1946	Don Rumley	12	162	13.5
1947	Rudy Camunez	8	131	16.4
1948	Jerry McKown	9	149	16.6
1949	Chuck Hill	10	138	13.8
1950	Chuck Hill	13	114	8.8
1951	Chuck Hill	11	185	16.8
1952	Pete Nolasco	29	228	7.8
1953	Bobby Lee	13	252	19.4
1954	Joe Murphy	7	117	16.7
1955	Jerry Apodaca	7	69	9.9
1956	Lynn White	10	127	12.7
1957	Bob Crandall	4	76	19.0
1958	Tony Gray	6	108	18.0
1959	Don Perkins	9	77	8.6
1960	Bobby Santiago	9	57	6.3
1961	Herb Bradford	6	38	6.3
1962	Jim Ottman	11	76	6.9
1963	Stan Quintana	7	73	10.4
1964	Orvey Hampton	11	146	13.2
1965	Larry Sampson	23	214	9.3
1966	Ace Hendricks	15	99	6.6
1967	Joe Casas	26	310	11.9
1968	Ace Hendricks	13	107	8.2
1969	Rocky Long	14	168	12.0
1970	Don Dungan	11	129	11.7
1971	Don Dungan	14	39	2.8
1972	Mike Shaw	24	215	8.9
1973	Ken Lege	15	146	9.7
1974	Ken Lege	9	58	6.4
1975	Randy Rich	25	324	13.0
1976	Max Hudspeth	31	114	3.7
1977	Max Hudspeth	22	291	13.2

1978	Max Hudspeth	28	236	8.4
1979	Sharay Fields	37	306	8.3
1980	Sharay Fields	27	164	9.8
1981	Julius Johnson	23	107	4.7
1982	Sammy Parrish	19	101	5.3
1983	Nick Johnson	16	76	4.8
1984	Nick Johnson	22	128	6.1
1985	Terance Mathis	7	46	6.5
1986	Terance Mathis	8	53	6.6
1987	Randy Johnson	12	96	8.0
1988	Myron Ashley	13	77	5.9
1989	Curtis Crews	15	106	7.1
1990	Curtis Crews	33	195	5.9
1991	Will Martin	13	62	4.8
1992	Marcus Goodloe	12	146	12.2
1993	Abe Ghoston	12	73	6.1
1994	Winslow Oliver	8	55	6.9
1995	Winslow Oliver	16	101	6.3
1996	Chad Smith	14	200	14.3
1997	Chad Smith	42	288	6.9
1998	Chad Smith	23	152	6.6
1999	Brian Urlacher	10	158	15.8
2000	Holmon Wiggins	46	392	8.5
2001	Holmon Wiggins	31	271	8.7
2002	Dwight Counter	31	352	11.4
2003	Dwight Counter	36	267	7.4
2004	Daniel Ramirez	7	64	9.1
2005	Gabriel Fulbright	22	169	7.7
2006	Thomas Wilson	20	158	7.9
2007	Ian Clark	7	101	14.4
2008	Ian Clark	12	236	19.7
2009	Frankie Solomon	12	40	3.3
2010	Nick Wilhelm	5	24	4.8
2011	Deon Long	3	9	3.0
2012	Tim Foley	9	58	6.4
2013	Dameon Gamblin	7	34	4.9
2014	Chris Davis	7	35	5.0
	Dameon Gamblin	5	25	5.0
2015	Carlos Wiggins	10	58	5.8
2016	Chris Davis	22	150	6.8
2017	Romell Jordan	7	27	3.9
2018	Marcus Hayes	15	318	21.2

PUNT RETURNS (Longest)

86	Marcus Hayes vs. Boise State	2018
86	Tony Gray vs. Montana	1958
79	Bobby Lee vs. New Mexico State	1953
78	Curtis Crews vs. Hawai'i (no TD)	1990
77	Holmon Wiggins vs. N.M. St. (no TD)	2000
75	Malcolm Long vs. New Mexico Mines	1927
75	Bill Dwyer vs. Colorado College	1938
74	Dwight Counter vs. Baylor (no TD)	2002
74	Chad Smith vs. UTEP	1996
72	Chuck Hill vs. Colorado State	1951
72	Randy Johnson vs. BYU	1987

KICKOFF RETURNS

Game	8	Jeff Apodaca vs. San Diego St.	11/23/1985
	8	Marcus Smith vs. TCU	11/3/2007
Season	47	Carlos Wiggins	2013
Career	91	Terance Mathis	1985-87, '89

YARDS - KICKOFFS

Game	252	Carlos Wiggins vs. Fresno State	11/23/2013
Season	1,303	Carlos Wiggins	2013
Career	2,481	Carlos Wiggins	2012-15

AVERAGE PER RETURN - KICKOFFS

Season	34.7	Don Perkins	1959
Career	30.7	Don Perkins	1957-59

TOUCHDOWNS - KICKOFFS

Season	3	Terance Mathis	1989
		Carlos Wiggins	2013
Career	5	Carlos Wiggins	2012-15
	3	Terance Mathis	1985-87, '89
		Chuck Hill	1949-51

KICKOFF RETURNS (Year-by-Year)

Year	Player	No.	Yds	Avg
1946	Rudy Krall	7	181	25.9
1947	Rudy Camunez	11	181	16.4
1948	Jerry Gatewood	9	225	25.0
1949	Chuck Hill	10	183	18.3
1950	Chuck Hill	27	729	27.0*
1951	Chuck Hill	17	504	29.6*
1952	Bobby Lee	7	135	19.3
1953	Bobby Lee	6	185	30.8
1954	Joe Murphy	8	157	19.6
1955	Jerry Apodaca	13	248	19.0
1956	Lynn White	14	368	26.3

1957	Tony Gray	7	194	27.7
1958	Don Perkins	7	177	25.3
1959	Don Perkins	15	520	34.7*
1960	Bobby Santiago	12	310	25.8
1961	Bobby Morgan	9	240	26.7
1962	Howard Hancock	13	281	21.6
1963	Claude Ward	10	180	18.0
1964	Albert O'Neal	9	196	20.7
1965	Bernie Rivers	15	346	23.1
1966	Ken Wagner	21	384	18.3
1967	Joe Casas	23	602	26.2*
1968	Sam Scarber	17	358	15.2
1969	Rocky Long	13	289	22.2
1970	Fred Henry	11	188	17.0
1971	Larry Korpitz	14	330	23.6
1972	Fred Henry	12	316	26.3
1973	Ben Turner	20	447	22.4
1974	Chet Goodson	20	385	19.3
1975	Preston Dennard	13	204	15.7
1976	Kevin Thompson	16	317	19.8
1977	Jimmy Sayers	14	264	18.9
1978	William Owens	11	264	24.0
1979	Sharay Fields	13	273	21.0
1980	Denny Allen	17	365	21.5
1981	Jerry Apodaca	18	217	15.1
1982	Denny Allen	11	198	18.0
1983	Rodney Coles	8	170	21.2
1984	Jeff Apodaca	9	158	17.6
1985	Terance Mathis	26	422	16.2
1986	Brett Heber	13	245	18.8
1987	Terance Mathis	29	677	23.4
1988	Myron Ashley	31	708	22.8
1989	Terance Mathis	31	785	25.3
1990	Manley Woods	25	550	22.0
1991	Manley Woods	31	614	19.8
1992	Greg Oliver	10	296	29.6
1993	Zack Wesley	11	258	23.5
1994	Winslow Oliver	14	298	21.3
1995	Winslow Oliver	21	666	31.7
1996	Larry Brown	13	348	26.8
1997	Jamie Oliver	15	372	24.8
1998	Dion Marion	20	470	23.6
1999	Reginal Johnson	11	201	18.3
2000	Larry Davis	13	335	25.8
2001	Holmon Wiggins	5	151	30.2
2002	Brandon Ratcliff	12	266	22.2
2003	Brandon Ratcliff	15	314	20.9
2004	Kevin Walton	10	237	23.7
2005	Gabriel Fulbright	17	333	19.6
2006	DeAndre Wright	14	362	25.9
2007	Marcus Smith	28	653	23.3
2008	Frankie Solomon	22	479	21.8
2009	Frankie Solomon	19	429	22.6
2010	Myles Daughtry	14	344	24.6
2011	Deon Long	18	425	23.6
2012	Chase Clayton	20	608	30.4
2013	Carlos Wiggins	44	*1303	29.6
2014	Carlos Wiggins	13	381	29.3
2015	Carlos Wiggins	24	663	27.6
2016	Elijah Lilly	19	521	27.4
2017	Elijah Lilly	31	731	23.6
2018	Elijah Lilly	14	247	17.6

* NCAA leader

KICKOFF RETURNS (Longest)

Yds.	Player	Year
100	Elijah Lilly at Texas A&M	11/11/2017
100	Carlos Wiggins vs. Hawai'i	10/17/2015
100	Ridge Jones vs. Boise State	11/8/2014
100	Carlos Wiggins vs. New Mexico State	10/5/2013
100	Carlos Wiggins vs. Colorado State	11/16/2013
100	Myles Daughtry vs. UTEP	10/2/2010
100	Jon Sutton at New Mexico State	11/22/1975
100	Fred Henry vs. New Mexico State	9/16/1972
98	Chase Clayton at Texas Tech	9/15/2012
98	Chase Clayton vs. Southern	9/1/2012
98	Deon Long vs. Sam Houston State	9/24/2011
98	Winslow Oliver at UTEP	11/18/1995
97	Carlos Wiggins vs. Wyoming	11/29/2014
97	Bobby Santiago at Wyoming	9/22/1962
96	Terance Mathis at San Diego State	11/4/1989
96	Terance Mathis vs. New Mexico State	9/9/1989
96	Joe Casas vs. Idaho State	9/16/1967
95	Terance Mathis at Tulsa	9/23/1989
95	David Bookert vs. San Jose State	10/19/1968

Team Returns:

PUNT RETURNS

Game	No.	Year
11	vs. San Diego State	11/22/1980
Season	51	by 2000 team

YARDS

Game	Yds.	Year
132	vs. New Mexico State	11/22/1975
Season	481	by 2000 team

AVERAGE PER RETURN

Season	Yds.
19.4	by 2018 team

KICKOFF RETURNS

Game	No.	Year
12	at Oregon	9/4/2010
Season	70	by 2010 team

YARDS

Game	Yds.	Year
269	at Fresno State	11/23/2013
Season	1,648	by 2010 team

AVERAGE PER RETURN

Season	Yds.
27.1*	by 1995 team
*NCAA leader	

Season All-Purpose:

SEASON YARDS

	Rush	Rec.	Punt	KO	Total	Year
1. Terance Mathis	38	1,315	0	785	2,138	1989
2. Winslow Oliver	915	228	101	666	1,910	1995
3. Terance Mathis	36	1,132	16	677	1,861	1987
4. Mracus Smith	31	1,125	0	653	1,809	2007
5. Carlos Wiggins	237	163	0	1,303	1,703	2013
6. DonTrell Moore	1,298	371	0	0	1,669	2005
7. DonTrell Moore	1,450	149	0	27	1,626	2003
8. Chuck Hill	346	321	114	729	*1,564	1950
9. Kasey Carrier	1,469	75	0	0	1,544	2012
10. Rodney Ferguson	1,234	291	0	0	1,525	2006

* 54 yards on interceptions

CAREER YARDS

	Rush	Rec.	Punt	KO	Total	Years
1. Terance Mathis	329	4,254	115	1,993	6,691	1985-87, '89
2. DonTrell Moore	4,973	857	35	82	5,947	2002-05
3. Winslow Oliver	3,332	743	156	1,144	5,375	1992-95
4. Mike Williams	3,862	489	0	0	4,351	1975-78
5. Rodney Ferguson	3,564	667	0	0	4,231	2004-08
6. Kasey Carrier	3,233	331	0	422	3,986	2009-13
7. Fred Henry	2,935	193	0	647	3,775	1970-72
8. Marcus Smith	323	2,073	0	1,353	3,749	2004-07
9. Teriyon Gipson	3146	387	0	167	3,700	2013-16
10. Carlos Wiggins	496	560	58	2,248	3,595	2012-15

SINGLE GAME

Yds.	Player	Rush	Rec.	PR	KR	Int.	Year
1. 378	Deon Long vs. Sam Houston State	2	209	2	165	0	9/24/2011
2. 358	Terance Mathis vs. San Diego State	12	147	0	199	0	11/17/1989
3. 343	Kasey Carrier vs. Air Force	338	5	0	0	0	10/20/2012
4. 332	Chuck Hill vs. West Texas State	26	91	0	215	0	10/14/1950
5. 300	Chuck Hill vs. Northern Arizona	162	34	33	17	54	9/23/1950
6. 289	Quincy Wright vs. Weber State	265	24	0	0	0	8/31/2002
7. 279	Terance Mathis vs. Utah	0	191	7	81	0	9/5/1987
8. 276	Mike Williams vs. UTEP	236	40	0	0	0	11/5/1977
9. 263	Winslow Oliver vs. TCU	165	67	0	31	0	9/11/1993
263	Marcus Smith vs. UNLV	0	130	0	133	0	11/24/2007
263	Carlos Wiggins vs. UNLV	119	57	0	87	0	9/28/2013

YEAR-BY-YEAR LEADERS

Year	Player	Rush	Rec.	Punt	KO	Int.	Total
1946	Lou Cullen	287	230	30	161	80	788
1947	Rudy Camunee	344	162	181	131	0	818
1948	Rudy Krall	756	0	0	27	6	789
1949	Chuck Hill	167	0	138	183	23	511
1950	Chuck Hill	346	321	114	729	54	1,564
1951	Chuck Hill	394	189	185	504	0	1,272
1952	Bobby Arnett	360	0	0	114	0	474
1953	Bobby Lee	624	26	252	185	10	1,097
1954	Joe Murphy	191	98	157	117	9	572
1955	Jerry Apodaca	224	15	69	248	59	615
1956	Phil Spear	625	20	2	71	0	718
1957	Don Perkins	744	162	16	70	0	992
1958	Don Perkins	621	161	56	177	0	1,015
1959	Don Perkins	636	226	77	520	0	1,459
1960	Bobby Santiago	596	187	85	310	25	1,203
1961	Bob Morgan	489	35	65	240	0	829
1962	Bob Santiago	806	44	101	192	0	1,143

1963	Bucky Stallings	553	98	26	19	0	696
1964	Stan Quintana	455	0	65	0	172	692
1965	Carl Jackson	665	53	0	0	0	718
1966	Ron Romans	265	12	0	132	0	409
1967	Ace Hendricks	5	1,094	0	0	0	1,099
1968	David Bookert	872	3	0	270	0	1,145
1969	Rocky Long	450	0	168	289	0	907
1970	Sam Scarber	961	27	0	194	0	1,182
1971	Fred Henry	1,129	39	0	143	0	1,311
1972	Fred Henry	977	81	0	316	0	1,374
1973	Ben Turner	482	44	0	447	0	973
1974	Chester Goodson	247	31	0	385	0	663
1975	Preston Dennard	9	962	0	204	0	1,175
1976	Mike Williams	1,240	161	0	0	0	1,401
1977	Mike Williams	1,096	150	0	0	0	1,246
1978	Mike Williams	1,015	112	0	0	0	1,127
1979	Jimmy Sayers	696	145	0	205	0	1,046
1980	Ricky Martin	10	850	0	0	0	860
1981	Mike Carter	595	245	0	0	0	840
1982	Mike Carter	722	17	0	0	0	739
1983	Michael Johnson	739	27	0	0	0	766
1984	Willie Tural	1,064	141	0	0	0	1,205
1985	Terance Mathis	150	852	46	422	0	1,470
1986	Terance Mathis	105	955	33	109	0	1,222
1987	Terance Mathis	36	1,132	16	677	0	1,861
1988	Andre Wooten	801	91	0	0	0	892
1989	Terance Mathis	38	1,315	0	785	0	2,138
1990	Eric Morgan	34	1,043	0	0	0	1,077
1991	Manley Woods	0	782	0	614	0	1,396
1992	Winslow Oliver	1,063	187	0	0	0	1,250
1993	Winslow Oliver	648	130	0	180	0	958
1994	Winslow Oliver	706	198	55	298	0	1,257
1995	Winslow Oliver	915	228	101	666	0	1,910
1996	Lennox Gordon	1,008	155	0	0	0	1,163
1997	Pascal Volz	0	1,229	0	0	0	1,229
1998	Martinez Williams	0	760	18	178	0	956
1999	Holmon Wiggins	601	37	0	9	0	647
2000	Holmon Wiggins	727	53	392	0	0	1,172
2001	Holmon Wiggins	475	167	271	151	0	1,064
2002	DonTrell Moore	1,134	139	0	55	0	1,328
2003	DonTrell Moore	1,450	149	0	27	0	1,626
2004	DonTrell Moore	1,091	198	35	0	0	1,324
2005	DonTrell Moore	1,298	371	0	0	0	1,669
2006	Rodney Ferguson	1,234	291	0	0	0	1,525
2007	Marcus Smith	31	1,125	0	653	0	1,809
2008	Rodney Ferguson	1,105	101	0	0	0	1,206
2009	Demond Dennis	427	133	0	99	0	659
2010	Emmanuel McPhearson	0	0	0	852	0	852
2011	Deon Long	11	809	9	425	0	1,254
2012	Kasey Carrier	1,469	75	0	0	0	1,544
2013	Carlos Wiggins	237	163	0	1303	0	1,703
2014	Jhurrell Pressley	1,083	46	0	0	0	1,129
2015	Teriyon Gipson	848	185	0	0	0	1,033
2016	Teriyon Gipson	1,269	80	0	127	0	1,476
2017	Tyrone Owens	770	20	0	0	0	790
2018	Tyrone Owens	687	54	0	0	0	741

Yards From Scrimmage:

GAME	Yds.	Player	Rush	Rec.	Year
1.	343	Kasey Carrier vs. Air Force	338	5	10/20/2012
2.	291	Kasey Carrier vs. UTEP	291	0	9/7/2013
3.	289	Quincy Wright vs. Weber State	265	24	8/31/2002
4.	276	Mike Williams vs. UTEP	236	40	11/5/1977
5.	257	Emilio Vallez vs. UTEP	0	257	10/27/1967
6.	256	D.D. Cox vs. Texas Tech	187	69	9/6/2003
7.	244	Terance Mathis at Utah	-8	252	11/11/1989
8.	242	DonTrell Moore vs. Colorado State	242	0	11/7/2003
9.	232	Reginal Johnson vs. Tulsa	232	0	11/2/1996
	232	Winslow Oliver vs. TCU	165	67	9/11/1993

SEASON

Yds.	Player	Rush	Rec.	Year
1. 1,669	DonTrell Moore	1,298	371	2005
2. 1,599	DonTrell More	1,450	149	2003
3. 1,544	Kasey Carrier	1,469	75	2012
4. 1,525	Rodney Ferguson	1,234	291	2006
5. 1,441	Rodney Ferguson	1,177	264	2007
6. 1,401	Mike Williams	1,240	161	1976
7. 1,353	Terance Mathis	38	1,315	1989
8. 1,349	Teriyon Gipson	1,269	80	2016
9. 1,289	DonTrell More	1,091	198	2004
10. 1,273	DonTrell Moore	1,134	139	2002

CAREER

Yds.	Player	Rush	Rec.	Year
1. 5,830	DonTrell Moore	4,973	857	2002-05
2. 4,583	Terance Mathis	329	4,254	1985-87, '89
3. 4,351	Mike Williams	3,862	489	1975-78
4. 4,231	Rodney Ferguson	3,564	667	2004-08
5. 4,075	Winslow Oliver	3,332	743	1992-95
6. 3,564	Kasey Carrier	3,233	331	2009-13
7. 3,533	Teriyon Gipson	3,146	387	2013-16
8. 3,128	Fred Henry	2,935	193	1970-72
9. 2,972	Carl Winston	0	2,972	1990-93
10. 2,927	Jhurrell Pressley	2,725	202	2012-15

Individual Punting:

PUNTS

Game	17	A. L. Terpening vs. Montana	11/22/1952
Season	93	Bobby Ferguson	1981
Career	276	Tyler Gaus	2002-05
Long	84	Tyson Dyer at Air Force	11/10/2018
	81	Bob Crandall vs. Colorado St.	11/15/1958
	80	Corey Bojorquez at Colorado St.	11/19/2016
	79	Jim Haynes vs. BYU	10/3/1975
	79	A. L. Terpening vs. Wyoming	10/18/1952
	78	Corey Bojorquez vs. Colorado St.	10/20/2017
	78	Cort Moffitt vs. Texas Tech	8/26/2000
	77	Corey Bojorquez vs. New Mexico St.	9/9/2017
	75	Corey Bojorquez at Wyoming	10/27/2017

AVERAGE

Game	54.2	Ron Keller vs. Colorado State	10/29/1983
		(6 for 325 yards)	
Season	47.3	Corey Bojorquez	2017
		(67 for 3,170 yards)	
Career	45.1	Corey Bojorquez	2016-17
		(116 for 5,237 yards)	

YEAR-BY-YEAR LEADERS

Year	Player	No.	Yards	Avg.
1946	Lou Cullen	22	956	43.4
1947	Bryan Brock	46	1,520	33.0
1948	Jerry McKown	31	868	28.0
1949	Jerry McKown	64	2,424	37.8
1950	Manny Orosco	51	1,814	35.6
1951	Bobby Arnett	55	2,184	39.7
1952	A. L. Terpening	54	2,036	37.7
1953	A. L. Terpening	31	1,230	39.7
1954	A. L. Terpening	41	1,869	45.6*
1955	Jerry Lott	31	1,161	37.5
1956	Jerry Lott	33	1,347	40.8
1957	Buster Quist	24	877	36.5
1958	Bob Crandall	23	867	37.7
1959	Bob Crandall	45	1,709	37.9
1960	Mike Bright	34	1,188	34.9
1961	Dick Fitzsimmons	39	1,569	40.2
1962	Dick Fitzsimmons	41	1,679	40.9
1963	Morey Carpenter	42	1,541	36.7
1964	Dave Shetler	41	1,429	34.8
1965	Dave Shetler	63	2,089	39.4
1966	Dennis Good	69	2,675	38.8
1967	Jack Holler	73	2,552	35.0
1968	John Lennon	78	3,025	38.8
1969	Jay Morrison	66	2,648	40.1
1970	Jay Morrison	57	2,119	37.2
1971	Bruce Boone	57	1,886	33.9
1972	Chris Fields	66	2,587	39.2
1973	Steve Bauer	61	2,699	44.2
1974	Steve Bauer	70	2,857	40.8
1975	Jim Haynes	53	2,048	38.6
1976	Scott Grady	65	2,220	34.2
1977	Max Hudspeth	69	2,676	38.8
1978	Max Hudspeth	59	2,316	39.3
1979	Bill Turner	83	3,315	39.9
1980	David Hood	46	1,889	41.1
1981	Bob Ferguson	93	3,619	38.9
1982	Bob Ferguson	67	2,834	42.3
1983	Ron Keller	69	2,937	42.6
1984	Ron Keller	68	2,839	41.8
1985	Ron Keller	56	2,361	42.2
1986	Ron Keller	60	2,600	43.3
1987	Steve Albrecht	77	3,217	41.8
1988	Rick Walsh	82	3,329	40.6
1989	Steve Albrecht	65	2,605	40.1
1990	Troy Rossean	79	3,314	42.0
1991	Troy Rossean	66	2,653	40.2
1992	Mike Nesbitt	50	2,031	40.6
1993	Mike Nesbitt	53	2,387	45.0
1994	Coby Mansell	45	1,818	40.4
1995	Coby Mansell	26	1,039	40.0
1996	Jason Bloom	46	2,001	43.5
1997	Jason Bloom	48	2,095	43.7
1998	Jason Bloom	75	3,134	41.8
1999	Cort Moffitt	60	2,220	37.0
2000	Cort Moffitt	86	3,411	39.7
2001	Vladimir Borombozin	72	2,819	39.2
2002	Tyler Gaus	79	3,202	40.5
2003	Tyler Gaus	71	2,798	39.4
2004	Tyler Gaus	74	2,979	40.3
2005	Tyler Gaus	52	2,117	40.7
2006	Jordan Scott	70	2,815	40.2
2007	Jordan Scott	74	3,001	40.6
2008	Adam Miller	58	2,310	39.8
2009	Adam Miller	64	2,819	44.0

2010	Ben Skaer	85	3,442	40.5
2011	Ben Skaer	73	2,896	39.7
2012	Ben Skaer	54	2,368	43.9
2013	Ben Skaer	47	2,152	45.9
2014	Zack Rogers	56	2,384	42.6
2015	Zack Rogers	68	2,839	41.8
2016	Corey Bojorquez	49	2,067	42.2
2017	Corey Bojorquez	67	3,170	47.3
2018	Tyson Dyer	74	3,278	44.3

SEASON PUNTING AVERAGE

	Year	No.	Yards	Avg.	
1.	Corey Bojorquez	2017	67	3,170	47.3
2.	Ben Skaer	2013	47	2,152	45.9
3.	A.L. Terpening	1954	41	1,869	45.6*
4.	Mike Nesbitt	1993	53	2,387	45.0
5.	Tyson Dyer	2018	74	3,278	44.3
6.	Steve Bauer	1973	61	2,699	44.2
7.	Adam Miller	2009	64	2,819	44.0

CAREER PUNTING AVERAGE (100 punts)

		Years	No.	Yards	Avg.
1.	Corey Bojorquez	2016-17	116	5,237	45.15
2.	Mike Nesbitt	1992-93	103	4,418	42.89
3.	Jason Bloom	1995-98	181	7,743	42.78
4.	Ron Keller	1983-86	252	10,737	42.60
5.	Steve Bauer	1973-74	131	5,556	42.41
6.	Zack Rogers	2012-15	124	5,223	42.12

Team Punting:

PUNTS		
	No.	Year
Game	17	vs. Montana
Season	94	by 1981 team
		11/22/1952

GROSS AVERAGE

GROSS AVERAGE			Year
Game	Avg.		
	57.7	vs. Colorado State	10/20/2017
		(3-173 yards)	
(5 or more)	54.2	vs. Colorado State	10/29/1993
		(6-325 yards)	
Season	47.3	by 2017 team	
		(67-3,170)	

NET AVERAGE

NET AVERAGE		Year
Game	64.6 vs. Colorado State (3-194 yards)	10/20/2017
Season	42.0 by 2017 team (67-2,813 yards)	

Individual Interceptions:

INTERCEPTIONS

Game	4	Sharay Fields vs. New Mexico St.	9/29/1979
	3	Gabriel Fulbright vs. San Diego St.	10/18/2003
	3	Jay Morrison vs. San Jose State	11/1/1969
	3	Eddie Stokes vs. Montana	10/26/1963
	3	Chuck Roberts vs. Montana	10/24/1959
Season	10	Sharay Fields	1979
Career	15	Jay Morrison	1969-70
	15	Randy Rich	1972-75

YARDS

Game	102	Mark Koskovich vs. New Mexico State	1978
Season	172	Stan Quintana	1964
Career	232	Stan Quintana	1963-65

INTERCEPTIONS (Season)

1.	10	Sharay Fields	1979
2.	9	Jay Morrison	1969
3.	7	Max Hudspeth	1976
	7	Doug Smith	1978
5.	6	Chuck Roberts	1959
	6	Jay Morrison	1970
	6	Ron Wallace	1973
	6	Randy Rich	1975
	6	Ramos McDonald	1996
	6	Stephen Persley	2001
	6	Brandon Payne	2004

INTERCEPTIONS (Career)

1.	15	Jay Morrison	1969-70
	15	Randy Rich	1972-75
3.	14	Sharay Fields	1978-80
	14	Gabriel Fulbright	2002-05
5.	12	Chuck Roberts	1957-59
	12	Ron Wallace	1973-75
	12	Max Hudspeth	1974-77

8.	11	Larry White	1951-54
	11	Ray Hornfeck	1981-84
	11	Ramos McDonald	1996-97

INTERCEPTIONS (year-by-year)

1946	Bryan Brock/Fred Doar/Rudy Krall	3
1947	Bryan Brock/Virgil Boteler	3
1948	Five with	2
1949	Six with	1
1950	Bucky Brandenburg	4
1951	William Kaiser	5
1952	Larry White	5
1953	Larry White	2
1954	Joe Lynch	3
1955	Apodaca/Hughes/Pribble	2
1956	Dick Pribble	3
1957	Chuck Roberts	2
1958	Chuck Roberts	4
1959	Chuck Roberts	6
1960	Jim Cromartie	4
1961	Jay McNitt	4
1962	Cromartie/Hampton/Jensen/Ottmann	2
1963	Chuck Kelly/Eddie Stokes	3
1964	Stan Quintana	4
1965	Stan Quintana/Charles Harrison	2
1966	John Pautsch	4
1967	Rick Matthes	3
1968	Ace Hendricks/Dennis Bryant	2
1969	Jay Morrison	9
1970	Jay Morrison	6
1971	Fred Ratzlaff	4
1972	Randy Rich	2
1973	Ron Wallace	6
1974	Randy Rich	4
1975	Randy Rich	6
1976	Max Hudspeth	7
1977	Max Hudspeth	4
1978	Doug Smith	7
1979	Sharay Fields	10
1980	Sharay Fields/Tracy Mount	2
1981	Bell/J. Johnson/Sedillo/Simpson	3
1982	Ray Hornfeck	4
1983	Steve Sauter	4
1984	Ray Hornfeck/Nick Johnson	2
1985	Apodaca/Henson/Reina/Stevenson/Umdenstock	2
1986	Thomas Crum	4
1987	Troy Clewis	3
1988	Darius Harris	4
1989	Donald Livingston	5
1990	Mike Good	4
1991	Eric Jack	4
1992	Becton/Butler/Martin/Mateialona/McKinley/Wilson	1
1993	Eric Jack	3
1994	Art Celestine	3
1995	Celestine/Johnson/McGarrahan	1
1996	Ramos McDonald	6
1997	Ramos McDonald	5
1998	Walter Bernard/Chad Smith	2
1999	Rantie Harper	3
2000	Walter Bernard	3
2001	Stephen Persley	6
2002	Charles Moss/Brandon Ratcliff	3
2003	Gabriel Fulbright/Brandon Ratcliff	4
2004	Brandon Payne	6
2005	Gabriel Fulbright	5
2006	DeAndre Wright	4
2007	DeAndre Wright	3
2008	Glover Quin	5
2009	Nathan Enriquez	2
2010	Bubba Forrest	2
2011	Dante Caro/Zach Dancel/Carmen Messina	1
2012	Destry Berry/Dallas Bollema	3
2013	Tevin Newman/Dante Caro/Dallas Bollema/SaQwan Edwards	1
2014	Cranston Jones	3
2015	Cranston Jones	4
2016	Austin Ocasio/Ryan Santos	2
2017	Jacob Gingle	2
2018	Marcus Hayes/Evahelotu Tohi	2

INTERCEPTION RETURNS (Longest)

	Yds.	Player	Year
1.	100	Bob Johnson vs. Wyoming	10/19/1974
2.	99	Ray Hornfeck vs. Air Force	10/2/1982
	99	Brian Braziel vs. UTEP	11/23/1996
	95	M. Nelson vs. Montezuma College	10/6/1928
5.	94	Bill Pegue vs. New Mexico State	10/7/1950
6.	91	Jake Rothschilder vs. Abilene Christian	9/2/2017
7.	90	Gene Brock vs. UTEP	10/23/1948
	90	Stan Quintana vs. Wyoming (no TD)	10/31/1964
9.	88	Quincy Black vs. BYU	10/18/2006
10.	85	Poe Corn vs. New Mexico Mines	10/18/1930

Team Interceptions:

INTERCEPTIONS

Game	No.	Year
5	at New Mexico State	9/15/2018
5	at San Diego State	10/28/2003
5	at San Diego State	10/12/1991
5	at Memphis	11/22/1986
5	at Montana	10/24/1959
5	vs. Colorado State	11/15/1952
5	at Wyoming	10/28/1950
5	vs. Kansas State	11/23/1946
Season	28	by 1970 team

INTERCEPTION YARDS

Game	Yds.	Year
148	at New Mexico State	9/15/2018
Season	381	by 1964 team

INTERCEPTIONS FOR TOUCHDOWNS

Game	Tds	Year
2	vs. Wyoming	10/6/2001
Season	4	by 1982 and 2006 teams

Individual Tackles:

SEASON TACKLES

No.	Player	Year
1. 178	Brian Urlacher (FS)	1998
2. 176	Dave Thompson (LB)	1976
3. 162	Mike Forrest (LB)	1978
162	Carmen Messina (LB)	2009
5. 157	Houston Ross (LB)	1970
6. 154	Brian Urlacher (FS)	1999
7. 152	Johnny Jackson (LB)	1981
8. 151	Ray Wilson (FS)	1993
9. 150	Houston Ross (LB)	1969
10. 148	Tuli Mateialona (LB)	1993

CAREER TACKLES

No.	Player	Years
1. 483	Johnny Jackson (LB)	1981-84
2. 474	Blake Irwin (LB)	1994-97
3. 454	Carmen Messina (LB)	2008-11
4. 442	Brian Urlacher (LB/FS)	1996-99
5. 406	Robin Cole (DE)	1973-76
6. 403	Dakota Cox (LB)	2013-16
7. 394	Dave Thompson (LB)	1974-76
8. 389	Jimmie Carter (DE)	1980-83
9. 371	Houston Ross (LB)	1969-71
10. 362	Mike Forrest (LB)	1976-79
11. 353	Charlie Baker (DE)	1976-79
12. 342	Daniel Johnson (LB)	1993-96
13. 335	Ray Hornfeck (S)	1981-84
14. 328	Herm Fredenberg (LB)	1969-71
15. 319	Randy Rich (S)	1972-75
16. 317	Nick Speegle (LB)	2001-04
17. 316	Scott McGarrahan (S)	1994-97
316	Billy Austin (S)	1994-97
19. 302	John Bell (DT)	1987-90
20. 301	Robert Rumbaugh (DT)	1974-76

TACKLES (Year-by-Year)

Year	Player	No.
1965	Paul Smith	83
1966	Paul Smith	81
1967	Paul Smith	95
1968	Scotty Oliver	72
1969	Houston Ross	150
1970	Houston Ross	157
1971	Herm Fredenberg	132
1972	Pat Rogers	111
1973	Randy Rich	111
1974	Robin Cole	96
1975	Robin Cole	101
1976	Dave Thompson	176
1977	Charlie Baker	135
1978	Mike Forrest	162
1979	Mike Forrest	113
1980	Bob Shupryt	112
1981	Johnny Jackson	152
1982	Johnny Jackson	127
1983	Johnny Jackson	117
1984	Brent Henson	105
1985	Donny Gassoway	101
1986	Tom Cole	124
1987	Kirk Allen	92
1988	John Bell	90
1989	Nate Morris	109

1990	Nate Morris	112
1991	Kim McCall	115
1992	Calvin Carr	101
1993	Ray Wilson	151
1994	Blake Irwin	131
1995	Daniel Johnson	120
1996	Blake Irwin	118
1997	Blake Irwin	108
1998	Brian Urlacher	178
1999	Brian Urlacher	154
2000	Mike Barnett	83
2001	Gary Davis	100
2002	Charles Moss	105
2003	Daniel Gawronski/Billy Strother	100
2004	Fola Fashola	97
2005	Mike Mohoric	85
2006	Quincy Black	114
2007	Ian Clark	79
2008	Clint McPeck	105
2009	Carmen Messina	162
2010	Carmen Messina	115
2011	Carmen Messina	142
2012	Dallas Bollema	89
2013	Dakota Cox	99
2014	Dakota Cox	116
2015	Dakota Cox	97
2016	Dakota Cox	91
2017	Jake Rothschilder	76
2018	Stanley Barnwell, Jr.	76

SACKS, GAME

No.	Player	Year
4	John Bell vs. Akron	9/24/1988
4	Michael Tuohy vs. New Mexico State	9/9/2006

SEASON SACKS

No.	Player	Year
1. 17.0	Robin Cole	1975
2. 15.0	Johnny Jackson	1982
3. 14.5	Jesse Becton	1992
4. 14.0	Johnny Jackson	1981
5. 13.0	Bob Shupryt	1980
6. 12.0	Charlie Baker	1978
12.0	Steve Vaipulu	1990
8. 11.0	Ryan Taylor	1997
9. 9.5	Brian Johnson	2000
9.5	Johnathan Rainey	2009

CAREER SACKS

No.	Player	Years
1. 44.0	Johnny Jackson	1981-84
2. 36.0	Robin Cole	1973-76
3. 30.0	Charlie Baker	1977-79
30.0	John Bell	1987-90
5. 20.5	Michael Tuohy	2004-07
6. 20.0	Jimmie Carter	1980-83
7. 19.0	John Wingate	1994-97
8. 17.0	Robert Rumbaugh	1977-79
9. 16.0	Daniel Kegler	2001-03
10. 15.5	Jesse Becton	1991-92

SACKS (Year-by-Year)

Year	Player	No.
1972	Steve Bradshaw	7.0
1973	Don Hubbard	5.0
1974	Robin Cole	9.0
1975	Robin Cole	17.0
1976	Robin Cole	7.0
1977	Charlie Baker	9.0
1978	Charlie Baker	12.0
1979	Charlie Baker	9.0
1980	Bob Shupryt	13.0
1981	Johnny Jackson	14.0
1982	Johnny Jackson	15.0
1983	Johnny Jackson	7.0
1984	Johnny Jackson	8.0
1985	Bob Umdenstock	5.0
1986	Phillip Vaughan	4.0
1987	Torry Edwards	8.0
1988	John Bell	10.0
1989	John Bell	8.0
1990	Steve Vaipulu	12.0
1991	Steve Green	5.0
1992	Jesse Becton	14.5
1993	Buddy Billingsley	7.0
1994	John Wingate	8.0
1995	Corbin Epps	6.0
1996	Chris Carroll	6.0
1997	Ryan Taylor	11.0
1998	Jason Purvis	5.0
1999	Casey Tisdale	6.5

2000	Brian Johnson	9.5
2001	Gary Davis	8.0
2002	Daniel Kegler	7.0
2003	Daniel Kegler	7.5
2004	Fola Fashola	8.0
2005	Cody Kase	5.5
2006	Tyler Donaldson	5.0
2007	Michael Tuohy	6.0
2008	Herbert Felder	7.5
2009	Johnathan Rainey	9.5
2010	Jaymar Latchison	2.0
2011	Carmen Messina	3.0
2012	Jacori Greer	5.0
2013	Brett Bowers	6.0
2014	Nik D'Avanzo	4.5
2015	Maurice Daniels	5.5
2016	Garrett Hughes	6.5
2017	Emmanuel Joseph	2.5
2018	Rhashaun Epting	5.5

Team Tackles:

SACKS

Game	No.	Year
9	vs. Utah	11/12/2005
9	vs. Wyoming	11/30/2002
9	vs. UTEP	9/1/2001
9	vs. BYU	9/6/1980
Season	53	in 1982
51	in 1981	
50	in 2000	
46	in 1978	
45	in 1983	

SEASON TACKLE FOR LOSS (includes sacks)

No.	Player	Year
1. 24.0	Charlie Baker	1978
2. 22.0	Johnnie Jackson	1982
3. 21.0	Robert Rumbaugh	1977
21.0	Johnny Jackson	1981
21.0	Jesse Becton	1992
6. 20.0	Charlie Baker	1979
20.0	Steve Vaipulu	1990
20.0	Gary Davis	2001
9. 19.0	John Wingate	1994
10. 18.0	Buddy Billingsley	1993

CAREER TACKLE FOR LOSS (includes sacks)

No.	Player	Years
1. 68.0	Johnny Jackson	1981-84
2. 64.0	Charlie Baker	1977-79
3. 53.0	John Bell	1987-90
4. 44.0	Robert Rumbaugh	1976-78
5. 39.0	Jimmie Carter	1980-83
6. 38.0	Michael Tuohy	2004-07
7. 38.5	Nick Speegle	2001-04
8. 36.0	Robin Cole	1973-76
36.0	Blake Irwin	1994-97
34.5	Daniel Kegler	2001-03
34.5	D.J. Renteria	2000-03

TACKLE FOR LOSS (Year-by-year; includes sacks)

Year	Name	No.
1977	Robert Rumbaugh	21.0
1978	Charlie Baker	24.0
1979	Charlie Baker	20.0
1980	Bob Shupryt	17.0
1981	Johnny Jackson	21.0
1982	Johnny Jackson	22.0
1983	Johnny Jackson	13.0
1984	Johnny Jackson	12.0
1985	Bob Umdenstock	15.0
1986	Phillip Vaughan	10.0
1987	Brian McCabe	13.0
1988	John Bell	14.0
1989	John Bell	17.0
1990	Steve Vaipulu	20.0
1991	Kim McCall/Alex Stowell	9.0
<i>assisted sacks begin to be credited as a half sack (0.5)</i>		
1992	Jesse Becton	21.0
1993	Buddy Billingsley	18.0
1994	John Wingate	19.0
1995	Corbin Epps	14.0
1996	Blake Irwin	14.0
1997	Ryan Taylor	17.0
1998	Jason Purvis	13.0
1999	Mike Barnett	10.0
2000	Mike Barnett	17.0
2001	Gary Davis	20.0
2002	Daniel Kegler	16.0

assisted TFLs begin to be credited as a half TFL (0.5)

2003	Zach Rupp	17.0
2004	Fola Fashola	14.5
2005	Cody Kase	11.5
2006	Tyler Donaldson/Michael Tuohy	9.0
2007	Tyler Donaldson	15.5
2008	Herbert Felder	12.5
2009	Johnathan Rainey	15.5
2010	Spencer Merritt	6.5
2011	Carmen Messina	12.5
2012	Jacori Greer/Matt Raymer	8.0
2013	Brett Bowers	9.0
2014	Brett Bowers	9.5
2015	Maurice Daniels	12.5
2016	Nik D'Avanzo	9.0
2017	Jake Rothschilder/Austin Ocasio/ Kene Okonkwo	6.0
2018	Rhashaun Epting	8.5

Individual Defensive Marks:

SEASON FUMBLES RECOVERED

No.	Player	Year
1.	7 Steve Bradshaw	1972
2.	5 Robin Cole	1975
	5 Tom Cole	1984
	5 Charles Butler	1994
5.	4 Rob Winter	1970
	4 Mark Rupcich	1974
	4 Roark Shirley	1979
	4 Greg Azar	1981
	4 Ray Hornfeck	1984
	4 Eric Jack	1993
	4 D.J. Renteria	2002
	4 Josh Bazinet	2004
	4 Fola Fashola	2004

CAREER FUMBLES RECOVERED

No.	Player	Years
1.	9 Steve Bradshaw	1971-73
2.	8 Mark Koskovich	1976-78
	8 Jimmie Carter	1980-83
	8 Ray Hornfeck	1981-84
	8 Tom Cole	1983-86
	8 Eric Jack	1990-93
	8 Joe Stoner	2009-12
8.	7 Jerry Buckner	1968-70
	7 Robin Cole	1973-76
	7 Charlie Baker	1977-79
	7 Johnny Jackson	1981-84
	7 Charles Bultner	1992-94

FUMBLES RECOVERED (Year-by-Year)

Year	Name	No.
1967	Buzz Esmiol	3
1968	Jerry Buckner	3
1969	Archer/Buck/Buckner/Savale	2
1970	Rob Winter	4
1971	Donald Dugan/Dan Fitzgerald	2
1972	Steve Bradshaw	7
1973	Randy Rich	3
1974	Mark Rupcich	4
1975	Robin Cole	5
1976	Robert Rumbaugh/Dave Thompson	3
1977	Smokey Turman	3
1978	Charlie Baker/ Mark Koskovich	3
1979	Roark Shirley	4
1980	Huey Chancellor	2
1981	Greg Azar	4
1982	Mark Eastham	3
1983	Butler/Jackson/Mello	3
1984	Tom Cole	5
1985	Tom Bradford/Devin Cooper	2
1986	Tom Cole/Donny Gassaway	3
1987	Clay Orrison	3
1988	Bell/Everett/Vaughan	2
1989	Karl Logan/Nate Morris	3
1990	Karl Logan	3
1991	Four with	3
1992	Butler/Mateialona/Wilson	2
1993	Eric Jack	4
1994	Charles Butler	5
1995	Art Celestine/Terrence Sharper	2
1996	Bill Borchers	2
1997	Blake Irwin	3
1998	Casey Tisdale	3
1999	Brian Urlacher	3
2000	Barnett/M. Konte/Morrison	2
2001	Terrell Golden	2
2002	D.J. Renteria	4
2003	Bazinet/Kincaid/Strother	2

2004	Josh Bazinet/Fola Fashola	4
2005	Harris/Kase/Malone/Thompson/Tuohy	1
2006	Tyson Dittmore/Major Mosley	2
2007	OJ Swift	3
2008	Jaymar Latchison/Carmen Messina	2
2009	Kendall Briscoe/Clint McPeck	2
2010	Joe Stoner	3
2011	Zoey Williams	2
2012	Joe Stoner	3
2013	SaQwan Edwards	3
2014	Nik D'Avanzo/David Guthrie	2
2015	Reece White/Daniel Henry	2
2016	Nik D'Avanzo/Lee Crosby/Alex Hart/ Bijon Parker/Steven Romero	1
2017	Jake Rothschilder	3
2018	Adebayo Soremekun	3

SEASON FUMBLES CAUSED

No.	Player	Year
1.	7 Charlie Baker	1978
2.	6 Steve Vaipulu	1990
	6 Zach Arnett	2008
4.	5 Robin Cole	1975
	5 Charlie Baker	1979
	5 John Bell	1990
	5 Alex Stowell	1991
	5 Brian Urlacher	1999
9.	4 Robert Rumbaugh	1978
	4 Johnny Jackson	1984
	4 Kim McCall	1991
	4 Eric Jack	1993
	4 Josh Bazinet	2004
	4 Joe Stoner	2010
	4 Joseph Harris	2011
	4 Matt Raymer	2012

CAREER FUMBLES CAUSED

No.	Player	Year
1.	12 Charlie Baker	1977-79
2.	11 Brian Urlacher	1996-99
3.	9 Robert Rumbaugh	1976-78
	9 Johnny Jackson	1981-84
	9 Eric Jack	1990-93
6.	7 Damon Burrest	1992-94
	7 Billy Austin	1994-97
	7 Carmen Messina	2008-11
9.	6 Mike Forrest	1976-79
	6 Bob Shupryt	1977-80
	6 John Bell	1987-90
	6 Steve Vaipulu	1989-90
	6 Roston Thomas	1992-95
	6 Scott McGarrahan	1994-97
	6 Daniel Kegler	2001-03
	6 Zach Arnett	2005-08
	6 Joe Stoner	2009-12

FUMBLES CAUSED (Year-by-Year)

Year	Name	No.
1977	Robert Rumbaugh	3
1978	Charlie Baker	7
1979	Charlie Baker	5
1980	Bob Shupryt	3
1981	Johnny Jackson	3
1982	Chancellor/Jackson/Johnson	2
1983	Jimmie Carter	3
1984	Johnny Jackson	4
1985	Eight with	1
1986	Seven with	1
1987	Brett Heber	2
1988	Four with	1
1989	Nate Morris	2
1990	Steve Vaipulu	6
1991	Alex Stowell	5
1992	Damon Burrest	3
1993	Eric Jack	4
1994	Art Celestine/Roston Thomas	3
1995	Terrence Sharper	3
1996	Chris Carroll/Scott McGarrahan	2
1997	Brian Urlacher	3
1998	Moten/Purvis/Urlacher	3
1999	Brian Urlacher	5
2000	B. Johnson/Moten/Persley/Ratcliff	2
2001	Kegler/Moss/Renteria	2
2002	Golden/Hall/Speagle/Strother	2
2003	Daniel Kegler	3
2004	Josh Bazinet	4
2005	DeAndre Wright	2
2006	OJ Swift	3
2007	Ian Clark/Herbert Felder	2
2008	Zach Arnett	6
2009	Tray Hardaway	3

2010	Joe Stoner	4
2011	Joseph Harris	4
2012	Matt Raymer	4
2013	Brett Bowers	3
2014	David Guthrie/Tevin Newman/Kimmie Carson/Markel Byrd/ Javarie Johnson/Donnie White/Donnie Duncan/Tre'Von Roy/ David Anaya/Garrett Hughes	1
2015	Daniel Henry	2
2016	Daniel Henry	2
2017	Jake Rothschilder	2
2018	Evahelotu Tohi/Brandon Shook/Daquan Baker/Willie Hobdy, Jr.	2

SEASON PASSES BROKEN UP

No.	Player	Year
1.	17 Brandon Payne	2004
2.	16 George Oakes	1972
3.	14 Eric Jack	1993
	14 Steve Bradshaw	1973
5.	13 Marcus McDavid	1998
6.	12 Glover Quin	2006
	12 Stephen Persley	2000
	12 Larry Dibbles	1971
9.	11 D'Angelo Ross	2017
	11 Nias Martin	2016
	11 Destry Berry	2012
	11 Glover Quin	2008
	11 Stephen Persley	2001
	11 Tim Westcott	1977

CAREER PASSES BROKEN UP

No.	Player	Years
1.	31 Glover Quin	2006-08
2.	29 Stephen Persley	1998-01
3.	28 Steve Bradshaw	1971-73
	28 Eric Jack	1990-93
5.	26 Ray Hornfeck	1981-84
6.	25 Walter Bernard	1997-00
	25 DeAndre Wright	2005-08
8.	21 Billy Austin	1994-97
	21 Brandon Payne	2003-04
10.	19 George Oakes	1970-72
	19 Max Hudspeth	1974, '76-78
	19 James Bell	1978-79, '81
	19 Marcus McDavid	1996-99
	19 Blake Ligon	2005-08

PASSES BROKEN UP (Year-by-Year)

Year	Name	No.
1967	Joe Presente	8
1968	William Shaw	6
1969	Rod Wallace	5
1970	Houston Ross	7
1971	Larry Dibbles	12
1972	George Oakes	16
1973	Steve Bradshaw	14
1974	Tim Westcott	3
1975	Randy Rich	6
1976	Robin Cole	5
1977	Tim Westcott	11
1978	Max Hudspeth/Mark Koskovich	7
1979	Bell/Fields	6
1980	Frank Sedillo	5
1981	Frank Sedillo	9
1982	Ray Hornfeck	10
1983	Nick Johnson	7
1984	Wendell Jones	5
1985	Anthony Stevenson	10
1986	Bob Umdenstock	10
1987	Danny Lara	6
1988	Darius Harris	7
1989	Jon Thompson	5
1990	Nate Morris	9
1991	Eric Jack	6
1992	Eric Jack	4
1993	Eric Jack	14
1994	Art Celestine	8
1995	Scott McGarrahan	7
1996	Davis/McGarrahan/Stanton	5
1997	Billy Austin	7
1998	Marcus McDavid	13
1999	Walter Bernard/Brian Urlacher	7
2000	Stephen Persley	12
2001	Stephen Persley	11
2002	David Crockett	7
2003	Gabriel Fulbright	6
2004	Brandon Payne	17
2005	Quincy Black	5
2006	Glover Quin	12
2007	DeAndre Wright	9
2008	Glover Quin	11

2009	Frankie Solomon	6
2010	Spencer Merritt	7
2011	Destry Berry	5
2012	Destry Berry	11
2013	David Guthrie/Cranston Jones	5
2014	SaQwan Edwards	9
2015	Nias Martin	6
2016	Nias Martin	11
2017	D'Angelo Ross	11
2018	D'Angelo Ross/Jalin Burrell/Bijon Parker	6

Team Defensive Marks:

FEWEST POINTS ALLOWED

	Tot.	Year
Season	24 in 8 games	1927

FIRST DOWNS ALLOWED

	FDs	Year
Game	0 by Montezuma College	10/11/1924
Season	82 by 1940 team	

RUSHING ATTEMPTS

	Atts.	Year
Game	18 by New Mexico State	9/27/2008
	18 by BYU	11/14/1970
Season	348 by 1941 team	

RUSHING YARDS

	Tot.	Year
Game	-96 by BYU	11/14/1970
Season	1,031 by 1952 team	

RUSHING AVERAGE

	Avg.	Year
Game	-5.3 BYU	11/14/1970
	(18 att., -96 yards)	
Season	2.4 by 1952 team	

Per Game, Season		Year
86.1 by 2003 team (5th in NCAA)		2003
(1,119 yards in 13 games)		

PASS COMPLETIONS

	No.	Year
Game	0 four times; last time, Montana	11/17/1962
Season	44 by 1948 team	

PASS ATTEMPTS

	No.	Year
Game	1 by Utah State	10/15/1960
Season	113 by 1948 team	

PASSING YARDS

	No.	Year
Game	0 five times; last time, Rice	10/18/1997
Season	703 by 1940 team	

TD PASSES

	No.	Year
Season	3	1947, 1952 and 1962

PASS COMPLETION PERCENTAGE

	Pct.	Year
Season	.374 49 of 131	1941

TOTAL PLAYS

	TPs	Year
Game	34 Northern Arizona	9/21/1946
Season	479 by 1941 team	

PER PLAY AVERAGE

	Avg.	Year
Game	1.1 UTEP	11/12/1983
Season	3.3 by 1952 team	
Per Game, Season	204.3 by 1940 team	

PUNTS BLOCKED

	Blk.	Year
Season	5	2000
	4	2001
	3	1940, 1948 and 1979

SAFETIES

	No.	Year
Game	1 many times, last vs. New Mexico State	10/3/2015
Season	3	2002

Opponent Defensive Marks:

FUMBLES

	No.	Year
Game	9 by Fresno State	11/8/1947
Season	45	1954

FUMBLES LOST

	No.	Year
Game	6 by Utah State	9/29/1956
	6 by UTEP	10/22/1949
Season	27	1954

PENALTIES

	No.	Year
Game	15 by five; last time-Colorado State	11/11/1978
Season	102	1978

YARDS PENALIZED

	No.	Year
Game	187 by Arizona	11/4/1967
Season	1,018	1967

PUNTS

	No.	Year
Game	13 by three; last time - UTEP	11/12/1983
Season	88	1952

LOWEST PUNTING AVERAGE

	Avg.	Year
Game	19.4 by Montana	11/6/1954
	(5 for 97)	
Season	32.9	1956

RUSHING DEFENSE

	Yds.	Opponent	Year
1.	-96	BYU	11/14/1970
2.	-64	New Mexico State	9/1/1990
3.	-61	UTEP	10/1/1955
4.	-57	Denver	11/8/1952
5.	-53	UTEP	9/1/2001
6.	-32	New Mexico State	10/9/1948
7.	-24	San Diego State	11/19/1983
8.	-19	Utah State	9/12/1998
9.	-18	UTEP	11/12/1983
10.	-14	Central Florida	9/14/1996
11.	-5	San Diego State	10/3/1981
	-5	Northern Arizona	9/21/1946

PASS DEFENSE

	Yds.	Opponent	Year
1.	0	Rice	10/18/1997
	0	Montana	11/17/1962
	0	UTEP	10/6/1962
	0	Montana	10/4/1958
	0	BYU	11/30/1957
6.	1	Air Force	10/23/2008
7.	5	New Mexico State	11/2/1974
8.	6	UTEP	10/22/1949
9.	7	Wyoming	10/18/1952
10.	8	Air Force	11/2/1991
	8	Iowa State	9/30/1967
	8	Wyoming	9/24/1960
	8	Wyoming	10/25/1958

TOTAL DEFENSE

	Yds.	Opponent	Year
1.	5	UTEP	10/1/1955
2.	45	Northern Arizona	9/21/1946
3.	61	New Mexico State	10/9/1948
4.	70	UTEP	11/12/1983
5.	73	Hawai'i	11/20/1964
6.	74	Mississippi Valley State	9/5/2015
6.	86	Northern Arizona	9/23/1950
7.	87	Denver	11/8/1952
8.	90	Colorado State	9/24/1955
9.	98	UTEP	10/6/1962
10.	101	San Diego State	11/22/1980

Miscellaneous:

LONGEST UNBEATEN STREAK

13 Nov. 13, 1926 - Oct. 6, 1928 (11 wins, 2 ties)

LONGEST WINNING STREAKS

7 Nov. 5, 1927 - Oct. 6, 1928
 7 Oct. 16, 1982 - Sept. 3, 1983
 7 Nov. 5, 1983 - Sept. 29, 1984
 7 Nov. 23, 1996 - Oct. 11, 1997
 6 six times; last Oct. 10, 1970 - Nov. 14, 1970

LONGEST WINNING STREAK, HOME GAMES

12 Oct. 2, 1926 - Oct. 13, 1928

LONGEST WINNING STREAK, ROAD GAMES

6 Nov. 14, 1981 - Nov. 6, 1982
 4 Oct. 2, 1964 - Nov. 20, 1964
 4 Sept. 16, 1978 - Nov. 4, 1978
 4 Nov. 2, 1996 - Oct. 11, 1997
 4 Oct. 16, 2004 - Sept. 10, 2005

LONGEST LOSING STREAKS

21 Sept. 23, 1967 - Sept. 27, 1969
 14 Oct. 23, 2008 - Nov. 14, 2009
 12 Sept. 5, 1987 - Sept. 3, 1988
 12 Nov. 13, 2010 - Nov. 5, 2011
 10 Oct. 13, 1990 - Sept. 21, 1991
 10 Nov. 28, 2009 - Oct. 30, 2010

TIMES UNM SHUTOUT/OPPONENTS SHUTOUT

126/88

LONGEST UNM SCORING STREAK

121 games from 1973-83

LONGEST SCORING STREAK BY OPPONENTS

216 games from 1984-2002 (current 49 - through 2018)

LONGEST SCORELESS STREAK BY UNM

4 games 1955

LONGEST RUN WITH FUMBLE

97, Pete McDavid vs. Northern Arizona 11/26/1936

LONGEST RUN-LATERAL

85, Bill Dwyer-Steve Reynolds vs. Colorado College 10/7/1938

LONGEST PASS-LATERAL

70, Bob Arnett-Weldon Hunter vs BYU 11/17/1951

FUMBLES

	No.	Year
Game	10 vs. Wyoming	10/18/1952
Season	51 by 1972 team	

FUMBLES LOST

	No.	Year
Game	7 vs. Montana	10/24/1953
Season	30 by 1972 team	

PENALTIES (Number)

	No.	Year
Game	17 vs. UTEP	9/1/2001
	17 vs. Hawai'i	11/18/1982
Fewest, Game	0 at Air Force	11/10/2018
Season	120 by 1982 team	

PENALTIES (Yards)

	No.	Year
Game	163 vs. San Diego State	10/3/1981
Season	1,029 by 1978 team	

SINGLE SEASON TURNOVERS (Fewest)

No.	Year
12	(5 fumbles, 7 interceptions) 1996
14	(10 fumbles, 4 interceptions) 2012
14	(9 fumbles, 5 interceptions) 2013
14	(8 fumbles, 6 interceptions) 2016
17	(8 fumbles, 9 interceptions) 1993

SINGLE SEASON TURNOVERS (Most)

No.	Year
46	(29 fumbles, 17 interceptions) 1974
46	(26 fumbles, 20 interceptions) 1984
45	(23 fumbles, 22 interceptions) 1980
43	(17 fumbles, 26 interceptions) 1950
43	(16 fumbles, 27 interceptions) 1967
43	(25 fumbles, 18 interceptions) 1977

Year	G	First Downs	Rushing Att/Yds	Passing C-A-I-Yds	Total Offense	Scoring TP-Avg.	Punting No-Avg.	Punt Returns	Kickoff Returns	Int. Returns	Penalties No-Yds	Fumbles Lost	Sacks
1946	12	94	383-1,232	53-161-32--1,063	2,295	100-10.0	73-40.2	37-448	38-748	20-300	58-383	37-9	
1947	10	124	440-2,142	45-124-15--798	2,940	171-17.1	54-34.1	27-265	32-708	13-104	50-399	25-13	
1948	11					146-13.3							
1949	10	103	479-1,516	49-146-18--663	2,179	98-9.8	81-36.2	35-343	53-912	6-93	73-660	36-24	
1950	10	117	413-1,461	85-215-26--1,046	2,507	160-16.0	69-32.3	29-289	56-1,291	20-323	57-481	32-17	
1951	11	132	471-1,729	97-197-14--1,159	2,888	193-17.5	78-39.4	25-320	44-864	20-188	43-345	26-15	
1952	9	98	470-1,416	41-127-14--677	2,093	119-13.2	91-37.4	45-338	16-316	17-251	53-464	37-13	
1953	9	100	407-1,437	34-99-13--370	1,807	154-17.1	55-36.3	28-415	24-493	14-174	45-390	39-22	
1954	10	112	452-1,398	42-124-13--584	1,982	151-15.1	51-42.6	22-210	35-750	14-164	52-545	39-26	
1955	10	99	420-1,001	61-140-13--696	1,697	61-6.1	49-36.6	19-259	36-734	12-110	56-344	32-21	
1956	10	138	497-1,999	49-133-12--903	2,902	177-17.7	54-35.5	22-295	36-781	11-94	63-462	29-17	
1957	10	153	533-2,104	39-109-14--508	2,612	140-14.0	46-34.8	10-115	29-584	10-104	39-342	40-21	
1958	10	134	476-2,114	46-107-7--699	2,813	204-20.5	54-35.1	20-220	31-566	16-175	60-546	25-15	
1959	10	167	535-2,899	44-104-5--664	3,563	260-26.0	50-37.7	24-243	30-767	17-202	53-500	23-15	
1960	10	159	491-2,301	51-126-10--790	3,091	234-23.4	43-35.6	17-217	24-596	11-154	26-269	29-19	
1961	11	154	503-2,080	33-87-9--639	2,625	187-18.7	42-39.3	15-149	36-743	14-226	37-282	29-19	
1962	10	143	527-2,428	25-59-14--667	3,095	210-21.0	41-41.0	29-327	35-748	15-210	47-405	24-19	
1963	10	135	460-1,958	36-104-9--671	2,629	177-17.7	53-35.8	25-277	27-432	14-278	43-414	25-12	
1964	11	170	550-2,341	50-107-8--878	3,219	185-16.8	42-34.6	26-271	23-400	13-381	42-409	41-26	
1965	10	142	514-2,068	46-146-10--667	2,735	127-12.7	55-38.7	31-316	38-856	10-137	44-378	34-19	
1966	10	119	464-1,177	75-193-15--885	2,062	101-10.1	74-37.4	27-168	40-757	12-46	64-592	30-17	
1967	10	173	325-505	193-416-27--2,491	2,996	152-15.2	77-33.1	32-365	55-1,291	10-134	64-612	25-16	
1968	10	140	505-1,115	94-226-14--1,132	2,168	120-12.0	83-38.5	23-249	40-874	10-141	65-603	32-21	
1969	10	158	587-1,833	71-174-12--979	2,812	158-15.8	74-38.6	21-221	42-869	21-247	52-472	29-18	
1970	10	180	627-3,501	52-124-11--665	4,166	291-29.1	60-36.7	24-230	33-578	28-363	88-804	36-26	
1971	11	248	747-4,229	57-115-8--919	5,148	341-31.0	58-32.5	23-71	39-816	15-116	82-939	30-20	
1972	11	187	686-3,085	56-159-11--902	3,987	208-18.9	74-38.9	35-262	38-751	9-70	75-649	51-30	
1973	11	210	652-2,800	74-177-13--1,289	4,089	257-23.4	62-43.5	24-185	37-699	12-122	78-733	38-20	
1974	11	178	510-1,630	139-295-17--1,492	3,122	192-17.5	71-40.8	17-107	44-858	17-222	55-438	43-29	
1975	11	235	464-1,662	191-354-14--2,529	4,191	291-26.5	53-38.6	25-324	35-744	19-296	72-677	37-18	
1976	11	237	645-2,639	103-229-14--1,634	4,273	229-20.8	65-34.2	31-114	29-557	12-81	79-757	39-21	
1977	12	233	651-2,595	108-231-18--1,577	4,172	273-22.8	74-38.6	27-325	42-782	11-189	99-997	46-25	38
1978	12	237	647-2,730	141-290-18--2,077	4,807	284-23.7	70-38.1	36-285	34-760	16-167	94-1,029	43-17	46
1979	12	193	642-2,332	122-249-17--1,519	3,851	211-17.6	83-39.9	47-385	39-645	24-309	100-967	43-19	24
1980	11	235	583-2,036	155-344-22--2,326	4,339	246-22.4	66-37.8	48-396	46-851	9-94	93-919	39-23	35
1981	12	195	514-1,252	169-381-14--2,346	3,598	225-18.8	94-38.7	31-187	29-454	16-67	95-875	33-17	51
1982	11	225	564-2,998	117-237-12--1,824	4,822	374-34.0	67-42.3	29-136	21-326	16-348	120-979	22-15	53
1983	12	210	607-2,494	120-228-13--1,631	4,125	239-19.9	70-41.9	37-157	14-222	9-58	97-842	33-14	45
1984	12	217	622-2,472	103-229-20--1,774	4,246	251-20.9	69-41.7	29-188	44-709	6-34	94-862	48-26	34
1985	11	260	519-1,920	194-395-24--3,245	5,165	289-26.3	57-41.6	10-58	49-799	14-107	82-709	28-12	24
1986	12	271	541-2,404	204-356-13--2,865	5,269	317-26.4	60-43.3	14-87	51-973	13-90	58-484	46-17	35
1987	11	213	302-739	284-514-27--3,230	3,969	209-19.0	84-40.7	24-201	54-1,020	10-91	87-711	32-13	36
1988	12	192	408-1,010	193-397-20--2,336	3,346	170-14.2	87-40.6	26-131	61-1,165	12-42	86-738	27-15	24
1989	12	264	411-1,072	290-532-22--3,732	4,804	298-24.8	72-38.9	38-166	54-1,199	16-207	89-804	36-19	29
1990	12	245	421-1,096	237-510-23--3,221	4,317	279-23.3	80-41.4	33-195	57-1,073	14-258	96-936	36-15	43
1991	12	235	353-926	246-518-24--3,584	4,510	240-20.0	66-40.2	17-92	62-1,120	13-109	61-508	29-16	27
1992	11	206	450-1,722	173-323-13--2,368	4,090	247-22.5	52-39.1	29-239	32-739	6-165	64-523	21-10	40
1993	11	240	471-1,893	189-327-9--2,648	4,541	335-30.5	53-45.0	19-146	26-672	8-180	64-558	25-8	22
1994	12	300	526-2,527	235-411-12--3,137	5,664	401-33.4	50-39.2	13-67	33-688	9-75	83-725	21-9	31
1995	11	246	516-2,380	164-287-10--2,223	4,603	256-23.3	42-37.8	19-127	35-947	3-6	67-590	24-8	29
1996	11	245	546-2,692	160-264-7--2,101	4,793	331-30.1	49-43.3	32-347	23-546	12-286	71-655	12-5	31
1997	13	242	541-2,476	171-289-9--2,371	4,847	390-32.5	49-43.7	42-288	33-758	16-309	90-763	17-11	36.5
1998	12	228	464-1,669	211-396-19--2,736	4,405	274-22.8	78-40.2	33-230	55-1,066	8-118	85-749	19-9	26
1999	11	211	442-1,573	198-370-13--2,226	3,799	240-21.8	66-35.4	30-260	23-450	7-31	51-451	10-5	23
2000	12	179	556-1,776	120-231-10--1,423	3,199	229-19.1	88-39.5	51-481	26-550	15-98	73-630	20-9	50
2001	11	209	508-2,094	141-331-17--2,051	4,145	304-27.6	72-39.2	33-3371	26-613	15-110	71-624	20-8	26
2002	14	231	593-2,504	192-352-10--2,037	4,541	341-24.4	82-39.8	34-382	41-803	15-277	101-856	29-16	38
2003	13	261	616-2,730	161-307-14--2,477	5,207	391-30.1	72-39.0	39-341	38-724	13-137	90-783	20-10	39
2004	12	193	526-2,147	116-259-12--1,429	3,576	244-20.3	77-38.9	31-221	31-542	12-73	93-741	21-7	42
2005	11	247	527-2,200	187-311-13--2,171	4,371	326-29.6	55-38.8	23-188	34-623	15-226	81-618	22-8	36
2006	13	219	433-1,444	204-390-9--2,676	4,120	284-21.8	71-39.6	28-179	45-923	14-291	65-544	30-14	29
2007	13	246	503-1,767	253-437-10--3,070	4,837	321-24.7	74-40.6	37-376	45-946	11-137	86-688	23-15	23
2008	12	220	540-2,499	159-289-14--1,576	4,075	253-21.1	61-38.3	22-339	36-898	12-157	82-694	19-8	21
2009	12	196	361-1,203	268-470-15--2,581	3,784	196-16.3	67-43.1	19-68	54-1,035	7-31	79-724	23-11	23
2010	12	188	440-1,296	192-365-15--1,892	3,188	190-15.8	87-39.6	10-23	70-1,648	4-53	79-701	31-16	11
2011	12	187	405-1,358	201-355-8--2,196	3,554	144-12.0	75-39.1	9-12	63-1,343	3-21	82-582	24-13	10
2012	13	253	688-3,917	79-154-4--895	4,812	335-25.8	55-43.1	15-78	40-956	11-233	62-530	30-10	21
2013	12	241	604-3,706	90-177-7--1,356	5,062	393-32.8	47-45.8	13-60	67-1,608	4-51	44-363	19-9	16
2014	12	205	586-3,725	76-149-6--1,069	4,794	332-27.7	57-41.8	12-60	44-985	11-151	52-498	25-12	24
2015	13	235	638-3,278	118-230-14--1,768	5,046	389-29.9	68-41.8	11-58	38-871	14-170	89-840	18-7	30
2016	13	271	688-4,550	96-179-6--1,359	5,939	477-36.7	54-35.8	22-150	38-864	8-86	82-737	17-8	27
2017	12	211	542-2,825	120-242-14--1,489	4,314	248-20.7	67-47.3	11-117	43-906	6-162	73-613	26-15	21
2018	12	210	505-1,838	153-288-17--2,122	3,960	319-26.6	75-43.7	17-330	24-378	9-213	56-569	19-9	26

boldface indicates school record

Year	First Downs	Rushing Att/Yds	Passing C-A-I-Yds	Total Offense	Scoring TP-Avg.	Punting No-Avg.	Punt Returns	Kickoff Returns	Int. Returns	Penalties No-Yds	Fumbles Lost	Sacks
1946	101	457-1,745	59-151-20--687	2,432	192-19.2	68-35.5	32-453	19-335	32-356	55-456	37-17	
1947	119	398-1,792	50-118-13--811	2,603	182-18.2	55-36.3	25-367	29-522	14-272	63-581	33-17	
1948					217-19.7							
1949	128	477-2,493	82-167-8--1,272	3,765	307-30.7	58-36.2	57-604	24-420	19-173	78-722	24-19	
1950	162	504-2,863	71-169-12--998	3,861	330-33.0	54-34.2	48-582	24-710	26-233	75-685	29-18	
1951	183	544-1,999	113-246-16--1,735	3,734	208-18.9				14-132			
1952	98	425-1,031	68-170-13--931	1,962	46-5.1	88-36.3	41-514	24-422	16-132	57-462	36-17	
1953	118	406-1,303	64-148-11--905	2,207	103-11.4	62-34.2	24-157	26-365	15-148	61-511	37-22	
1954	132	441-1,950	64-167-14--847	2,797	158-15.8	41-33.1	26-333	23-458	13-108	68-578	45-27	
1955	139	438-2,134	54-138-11--821	2,955	213-21.3	36-35.7	28-261	15-312	15-227	56-488	31-19	
1956	153	452-2,211	73-152-11--807	3,018	205-20.5	49-37.3	34-457	31-617	14-214	78-712	33-20	
1957	147	483-1,994	61-148-9--753	2,747	144-14.4	44-33.6	19-216	30-524	11-54	51-456	40-23	
1958	150	471-1,823	80-178-15--917	2,740	185-18.5	52-36.1	20-138	31-597	7-121	64-472	32-12	
1959	139	425-1,786	65-164-16--865	2,651	135-13.5	50-37.9	24-170	45-953	7-31	46-374	27-17	
1960	162	457-1,998	83-173-11--1,140	3,145	182-18.2	34-37.5	15-227	41-779	10-110	46-398	41-25	
1961	159	476-2,017	62-163-14--1,070	3,087	183-18.3	NA-38.5	18-170	31-638	9-128	31-292	27-15	
1962	116	444-1,505	46-117-15--568	2,073	159-15.9	54-37.2	27-345	34-826	14-313	35-275	21-13	
1963	141	450-1,600	74-171-14--863	2,463	143-14.3	52-38.1	22-253	35-633	9-49	47-395	21-10	
1964	123	448-1,404	63-156-13--912	2,316	90-8.2	66-35.8	18-115	29-571	8-91	53-442	33-16	
1965	168	332-1,220	135-264-10--2,011	3,231	226-22.6	49-38.2	34-260	29-607	10-120	98-421	25-16	
1966	173	426-1,748	123-251-12--1,713	3,461	320-32.0	51-37.6	42-301	25-389	15-110	58-583	29-17	
1967	181	453-2,110	134-274-10--2,346	4,456	433-43.3	54-42.7	39-267	33-656	26-403	103-1,018	23-10	
1968	207	534-2,820	105-232-10--1,466	4,286	403-40.3	50-37.6	46-548	23-445	13-216	94-881	29-16	
1969	202	517-2,551	97-224-21--1,487	4,038	281-28.1	57-39.4	51-584	37-757	12-142	62-610	28-18	
1970	180	429-1,645	154-310-28--1,932	3,589	222-22.2	53-39.2	29-229	43-986	11-127	74-614	24-14	
1971	223	523-2,277	129-250-15--1,731	4,008	292-26.5	52-38.8	23-162	47-1,085	8-108	61-535	28-17	
1972	237	597-2,908	125-251-9--1,718	4,626	327-29.7	62-39.0	40-368	26-588	11-167	71-714	38-22	
1973	216	523-2,056	145-285-12--1,960	4,017	287-26.1	67-38.7	33-396	31-532	13-150	81-875	26-12	
1974	187	576-2,029	103-200-17--1,507	3,536	263-23.9	59-39.0	40-479	34-762	17-159	77-710	41-22	
1975	234	562-2,180	146-291-19--2,050	4,230	232-21.1	66-34.1	16-53	32-650	14-145	94-843	32-16	
1976	196	522-1,861	125-268-12--2,000	3,861	235-21.4	71-39.3	10-92	27-441	14-174	78-751	35-15	
1977	254	659-2,568	126-271-11--1,880	4,448	339-28.3	69-40.7	28-145	25-376	18-181	86-941	31-16	
1978	215	573-2,027	145-284-16--1,825	3,852	205-17.1	78-41.8	17-145	29-493	18-185	102-966	37-20	
1979	204	528-1,873	144-327-14--2,118	3,991	229-19.1	85-39.5	38-318	20-363	17-263	92-1,001	28-14	
1980	177	498-2,146	105-236-9--1,596	3,302	364-33.1	86-42.9	29-401	22-510	22-355	98-1,002	26-12	
1981	184	555-1,534	137-305-16--1,952	3,486	231-19.3	86-40.1	35-203	22-416	14-67	86-737	44-22	
1982	206	444-1,145	169-377-14--2,493	3,538	225-20.5	76-40.5	29-317	27-670	12-188	85-879	31-18	
1983	206	545-1,397	156-278-9--2,190	3,587	233-19.4	79-40.4	40-368	29-669	13-77	87-859	36-18	
1984	229	583-2,306	134-261-6--2,138	4,444	359-29.9	62-42.3	35-308	34-885	20-213	95-880	34-20	
1985	263	582-2,318	182-303-14--2,826	5,144	415-37.7	41-38.6	25-353	28-543	24-405	72-691	40-17	
1986	314	541-2,309	272-480-13--3,498	5,807	338-28.2	59-36.5	24-200	40-773	13-185	87-695	30-12	
1987	273	612-3,105	158-275-10--2,472	5,577	444-40.4	56-38.5	49-562	21-448	27-235	90-687	33-13	
1988	303	599-2,888	192-338-12--2,884	5,772	518-43.2	48-42.6	44-313	32-668	20-298	95-796	31-11	
1989	232	532-2,596	176-328-16--2,427	5,023	378-31.5	71-38.9	35-353	41-888	22-466	102-988	32-16	
1990	259	519-1,705	215-382-14--3,473	5,178	400-33.3	64-39.0	43-476	51-982	24-289	91-822	37-21	
1991	309	640-3,783	173-313-13--2,512	6,295	473-39.4	45-39.2	35-264	43-797	24-424	98-892	43-19	
1992	255	504-2,212	194-327-6--2,331	4,543	287-26.1	61-37.9	15-97	33-750	13-105	82-696	30-14	28
1993	237	467-2,000	180-327-8--2,312	4,312	256-23.3	63-38.2	28-147	44-940	9-130	72-574	29-13	25
1994	319	542-2,658	238-374-9--3,196	5,854	386-32.2	46-40.9	18-60	37-749	12-81	94-767	34-18	15
1995	259	483-2,065	180-282-3--2,664	4,729	303-27.5	42-38.3	17-187	27-526	10-49	88-837	23-14	16
1996	230	435-1,828	168-311-12--2,450	4,278	280-25.5	55-40.3	23-223	19-546	7-162	50-374	19-10	11
1997	232	469-1,880	153-333-16--1,989	3,869	254-21.2	68-39.3	25-228	39-736	9-123	65-644	20-13	15
1998	249	479-2,070	212-387-8--2,667	4,737	397-33.1	64-40.4	44-677	27-687	19-306	79-700	23-10	27
1999	206	435-1,819	171-309-7--2,266	4,085	298-27.1	64-39.3	18-263	28-514	13-99	76-709	23-13	30
2000	199	431-1,384	191-375-15--2,329	3,713	249-20.8	82-39.9	51-353	39-733	10-154	66-566	21-12	27
2001	176	383-961	192-375-15--2,458	3,419	243-22.1	73-38.0	43-258	51-950	17-258	55-449	23-10	20
2002	241	513-1,608	244-452-15--3,051	4,659	358-25.6	74-40.4	37-313	42-850	10-158	72-596	26-13	17
2003	243	428-1,119	270-477-13--3,227	4,346	290-22.3	73-40.9	31-227	64-1,417	14-168	76-653	27-16	26
2004	224	462-1,300	220-396-13--2,579	3,879	224-18.7	66-40.1	32-268	37-668	12-109	72-638	27-15	24
2005	213	384-1,439	214-373-15--2,797	4,236	327-29.7	55-38.4	17-171	31-745	13-224	60-547	14-5	19
2006	244	442-1,535	256-427-14--3,086	4,621	312-24.0	62-41.8	23-269	23-459	9-135	57-440	19-11	43
2007	229	490-1,593	229-416-11--2,566	4,159	247-19.0	85-41.6	14-109	64-1,229	10-108	77-634	26-14	25
2008	215	439-1,462	211-366-12--2,562	4,024	273-22.8	58-41.1	29-200	42-822	14-254	65-572	25-13	18
2009	271	509-1,980	229-364-7--3,044	5,024	431-35.9	49-42.0	36-341	44-1,036	15-225	75-705	23-13	41
2010	288	567-3,002	192-318-4--2,626	5,628	532-44.3	44-43.7	34-531	33-979	15-194	77-754	24-15	27
2011	302	541-2,963	244-336-3--2,942	5,905	500-41.7	35-37.9	32-383	30-722	8-24	67-591	22-10	30
2012	284	428-2,274	271-417-11--3,500	5,774	393-30.2	41-46.0	22-102	31-790	4-102	77-621	25-14	12
2013	294	500-3,086	228-336-4--3,113	6,199	513-42.8	41-41.0	18-213	50-1,145	5-3	45-337	16-6	24
2014	306	554-3,228	217-359-11--2,995	6,223	431-35.9	44-41.1	24-139	23-444	6-87	60-487	19-8	11
2015	288	552-2,505	221-380-14--3,184	5,689	369-28.4	54-42.4	20-72	21-474	14-123	68-537	19-11	13
2016	254	471-2,242	201-345-8--2,890	5,132	409-31.5	59-40.8	24-204	13-307	6-16	61-544	12-5	12
2017	235	406-1,889	222-373-6--2,887	4,776	382-31.8	70-43.9	11-117	9-151	14-131	64-599	16-7	15
2018	283	536-2,604	209-363-9--3,072	5,676	434-36.2	58-43.1	29-218	18-268	17-213	76-588	23-13	27

boldface indicates school record

SPORTS ILLUSTRATED PLAYER OF THE WEEK

Herman Fredenberg vs. BYU	Oct. 1, 1971
Johnny Jackson vs. Utah	Nov. 7, 1981
Johnny Jackson vs. Colorado State	Nov. 13, 1982
Eric Jack vs. Colorado State	Nov. 16, 1991
Eric Jack vs. Hawai'i	Oct. 2, 1993

ASSOCIATED PRESS BACK OF THE WEEK

Don Perkins vs. Air Force	Nov. 21, 1959
Steve Myer vs. Arizona	Oct. 25, 1975
Brad Wright vs. Brigham Young	Sept. 6, 1980
Johnny Jackson vs. Utah	Nov. 7, 1981

AP DEFENSIVE PLAYER OF THE WEEK

Johnny Jackson vs. Colorado State	Nov. 13, 1982
-----------------------------------	---------------

AP LINEMAN OF THE WEEK

Charlie Baker vs. Texas Tech	Sept. 15, 1979
------------------------------	----------------

UPI BACK OF THE WEEK

Don Perkins vs. Air Force	Nov. 21, 1959
Don Woods vs. New Mexico State	Sept. 15, 1973
Steve Myer vs. Arizona	Oct. 25, 1975
Mike Williams vs. Texas-El Paso	Sept. 18, 1976

UPI COACH OF THE WEEK

Rudy Feldman vs. Kansas	Oct. 4, 1969
-------------------------	--------------

ABC-TV DEFENSIVE PLAYER OF THE GAME

Andy Frederick vs. Brigham Young	Nov. 13, 1976
Mike Forrest vs. Utah	Nov. 4, 1978
Johnny Jackson vs. Utah	Nov. 7, 1981

ABC-TV OFFENSIVE PLAYER OF THE GAME

Brad Wright vs. Utah	Nov. 4, 1978
Jimmy Sayers vs. Wyoming	Oct. 4, 1980
Stoney Case vs. Brigham Young	Sept. 24, 1994

CBS-TV OFFENSIVE PLAYER OF THE GAME

David Osborn vs. Air Force	Oct. 2, 1982
Michael Johnson vs. Brigham Young	Oct. 9, 1982

WTBS-TV DEFENSIVE PLAYER OF THE GAME

Johnny Jackson vs. Hawai'i	Nov. 20, 1982
----------------------------	---------------

ESPN PLAYER OF THE GAME

Tom Bradford vs. Brigham Young	Oct. 25, 1984
--------------------------------	---------------

CONFERENCE PLAYERS OF THE WEEK
(Western Athletic 1980-98;
Mountain West 1999-current)

OFFENSE (44)

QB Brad Wright vs. Brigham Young	1980
RB Jimmy Sayers vs. San Diego State	
QB David Osborn vs. Air Force	1982
QB Buddy Funck vs. Texas Tech	1984
QB Buddy Funck vs. Texas-El Paso	
QB Billy Rucker vs. Wyoming	1985
QB Billy Rucker vs. San Diego State	1986
QB Ned James vs. New Mexico State	
WR Terance Mathis vs. Colorado State	
WR Terance Mathis vs. Hawai'i	1987
WR Tony Jones vs. Colorado State	1988
WR Terance Mathis vs. Texas Tech	1989
QB Jeremy Leach vs. Utah	
QB Fred Schweer vs. Texas-El Paso	1993
QB Stoney Case vs. Brigham Young	1994
WR Gavin Pearlman vs. Utah	
QB Donald Sellers vs. New Mexico State	1995
TB Lennox Gordon vs. New Mexico State	1996
QB Graham Leigh vs. Northern Arizona	1997
QB Graham Leigh vs. New Mexico State	
QB Graham Leigh vs. San Diego State	
QB Graham Leigh vs. Brigham Young	

QB Sean Stein vs. Air Force	1999
RB Holmon Wiggins vs. Texas Tech	2000
RB Jarrod Baxter vs. Utah	
RB Jarrod Baxter vs. UTEP	2001
RB Jarrod Baxter vs. New Mexico State	
QB Justin Millea vs. UNLV	2002
RB DonTrell Moore vs. Wyoming	
OT Jason Lenzmeier vs. Utah	2003
RB DonTrell Moore vs. Colorado State	
RB DonTrell Moore vs. Air Force	
QB Kole McKamey vs. Texas Tech	2004
WR Hank Baskett vs. Missouri	2005
QB Kole McKamey vs. New Mexico State	
RB DonTrell Moore vs. Wyoming	
WR Marcus Smith vs. New Mexico State	2006
QB Donovan Porterie vs. Utah	
QB Donovan Porterie vs. New Mexico State	2007
RB Rodney Ferguson vs. Air Force	
RB Rodney Ferguson vs. San Diego State	2008
RB Kasey Carrier vs. Air Force	2012
RB Kasey Carrier vs. UTEP	2013
RB Richard McQuarley vs. Air Force	2017

DEFENSE (57)

NT Greg Azar vs. Brigham Young	1980
LB Bob Shupryt vs. San Diego State	
DE Jimmie Carter vs. Houston	1981
LB Johnny Jackson vs. Air Force	
LB Johnny Jackson vs. Utah	
DE Jimmie Carter vs. Wyoming	1982
LB Johnny Jackson vs. San Diego State	
LB Johnny Jackson vs. Colorado State	
LB Johnny Jackson vs. Hawai'i	
NT Fred Mady vs. Utah	1983
LB Gary Butler vs. Texas Tech	
LB Gary Butler vs. Texas-El Paso	
FS Ray Hornfeck vs. Texas-El Paso	1984
LB Frank Reina vs. Texas Tech	1985
DE Tom Cole vs. Texas-El Paso	1986
LB Nate Morris vs. New Mexico State	1989
CB Donald Livingston vs. Fresno State	
LB Steve Vaipulu vs. Texas-El Paso	1990
DT Steve Green vs. New Mexico State	1991
CB Eric Jack vs. Colorado State	
LB Jesse Becton vs. TCU	1992
LB Jesse Becton vs. Utah	
CB Eric Jack vs. Hawai'i	1993
CB Eric Jack vs. Wyoming	
LB Blake Irwin vs. Fresno State	1994
LB Antoine Wright vs. Hawai'i	1995
CB Art Celestine vs. Colorado State	
LB Blake Irwin vs. Utah State	1997
FS Billy Austin vs. SMU	
LB Brian Urlacher vs. Tulsa	
FS Brian Urlacher vs. UTEP	1999
FS Brian Urlacher vs. San Diego State	
LB Gary Davis vs. Wyoming	2001
LB Gary Davis vs. UNLV	
LB Charles Moss vs. New Mexico State	
S Terrell Golden vs. Baylor	
LB Charles Moss vs. Air Force	2002
LB Billy Strother vs. San Diego State	
LB Billy Strother vs. Wyoming	
QB Gabriel Fulbright vs. San Diego State	2003
LB Daniel Gawronski vs. Air Force	
S Josh Bazinet vs. Texas Tech	2004
DE Evroy Thompson vs. San Diego State	
LB Nick Speegle vs. Colorado State	
LB Fola Fashola vs. Wyoming	
DE Evroy Thompson vs. Missouri	2005
LB Michael Tuohy vs. New Mexico State	2006
LB Cody Kase vs. San Diego State	
CB Glover Quin vs. Arizona	2008
LB Carmen Messina vs. UNLV	2011
DE Brett Bowers vs. New Mexico State	2013
LB Dakota Cox vs. New Mexico State	2014
LB Kimmie Carson vs. Wyoming	
LB Ryan Langford at Boise State	2015
LB Dakota Cox vs. South Dakota	2016

NICK Jake Rothschilder vs. Abilene Christian	2017
S Marcus Hayes at New Mexico State	2018

SPECIAL TEAMS (36)

P Jason Bloom vs. Central Florida	1996
PR Chad Smith vs. Texas-El Paso	
P Jason Bloom vs. Northern Arizona	1997
P Jason Bloom vs. Utah State	
K Colby Cason vs. SMU	
P Jason Bloom vs. Brigham Young	
K Colby Cason vs. Tulsa	
P/K Jason Bloom vs. Hawai'i	1998
K Vladimir Borombozin vs. Texas Tech	2000
PR Holmon Wiggins vs. New Mexico State	
K Vladimir Borombozin vs. San Diego St.	2001
PR Dwight Counter vs. Weber State	2002
K Wes Zunker vs. Colorado State	2003
K Wes Zunker vs. Texas Tech	2004
P Tyler Gaus vs. UNLV	
K Wes Zunker vs. Colorado State	
K Kenny Byrd vs. UNLV	2006
K Kenny Byrd vs. Colorado State	
K Kenny Byrd vs. San Diego State	
K John Sullivan vs. New Mexico State	2007
K John Sullivan vs. Sacramento State	
K John Sullivan vs. Air Force	
K John Sullivan vs. Colorado State	
K James Aho vs. Arizona	2008
K James Aho vs. New Mexico State	
K James Aho vs. Colorado State	2009
K James Aho vs. Wyoming	2010
K Justus Adams vs. New Mexico State	2012
KR Carlos Wiggins vs. Hawai'i	2015
K/P Zack Rogers at Boise State	2015
K Jason Sanders vs. South Dakota	2016
KR Elijah Lilly vs. Air Force	2016
P Corey Bojorquez vs. Nevada	2016
K Jason Sanders at Utah State	2016
K Jason Sanders at Tulsa	2017
P Tyson Dyer at Air Force	2018

ALL-AMERICA

- 1953 Larry White, C, UPI 2nd Team
- 1954 Larry White, C, AP/UPI 1st Team
- 1959 Don Perkins, HB, AP 3rd Team
- 1962 Bobby Santiago, RB, UPI 3rd Team
- 1964 Jack Abendschan, OG, AP 2nd Team
- 1975 Bob Berg, K, USFWA 1st Team
- 1976 Robin Cole, DE, AP 3rd Team
- 1982 Johnny Jackson, LB, AP 3rd Team
- 1987 Terance Mathis, WR, AP 3rd Team
- 1989 Terance Mathis, WR, Consensus 1st Team
- 1990 Kurt Jensen, C, FB News 3rd Team
- 1992 Winslow Oliver, TB, FB News 1st Team Freshman
- 1993 Buddy Billingsley, FB News 2nd Team
- 1997 Pascal Volz, WR, Sporting News 3rd Team
- 1998 Brian Urlacher, FS, The Sports Network
- 1999 Brian Urlacher, FS, Consensus 1st Team
- 2001 Nick Speegle, LB, Sporting News Freshman 3rd Team
- Claude Terrell, OG, FB Writers Freshman Team
- 2002 Tyler Gaus, P, Sporting News Freshman 3rd Team
- 2003 DonTrell Moore, RB, CFBNews.com 2nd Team
- Claude Terrell, OG, AP 3rd Team
- Robert Turner, OG, FB Writers Freshman Team
- 2004 Brandon Payne, CB, Walter Camp 2nd Team
- Michael Tuohy, DE, CFBNews.com Freshman 2nd Team
- The Sporting News Freshman 3rd Team
- 2007 John Sullivan, K, Consensus 1st Team
- 2008 James Aho, K, The Sporting News and CollegeFootballNews.com Freshman 2nd Team
- 2013 Carlos Wiggings, KR, SB Nation 2nd Team, College Sports Madness 3rd Team, Phil Steele 4th Team, Sports Illustrated Honorable Mention
- Dakota Cox, LB, FB Writers Freshman Team

ACADEMIC ALL-AMERICA

- 1970 Joe Hartshorne, K
- 1975 Bob Johnson, S
- 1977 Robert Rumbaugh, DT
- 1978 Robert Rumbaugh, DT
- 1993 Justin Hall, C
- 1997 Chad Smith, S
- 1998 Chad Smith, S
- 2006 Cody Kase, LB
- 2007 Cody Kase, LB; Vince Natali, C
- 2008 Zach Arnett, LB
- 2016 Garrett Adcock, OL

ACADEMIC ALL-CONFERENCE

- 1960 Jim Bradley, T; Jack Butler, G
- 1961 Bobby Santiago, RB
- 1962 Orvey Hampton, QB
- 1963 Gary Ness, RB
- 1964 John Anderson, OG
- 1969 Joe Hartshorne, K; Rocky Long, QB; Henry Noe, OT
- 1970 Rocky Long, QB
- 1971 Joe Hartshorne, K; Rocky Long, QB
- 1972 Steve Ernst, DB; Greg Symons, DE
- 1973 Bob Berg, K; Steve Ernst, DB; Greg Symons, DE
- 1974 Bob Berg, K; Bob Johnson, S
- 1975 Bob Berg, K; Bob Johnson, S; Bob Shultz, NT
- 1976 Robert Rumbaugh, DT
- 1977 Mark Koskovich, S; Robert Rumbaugh, DT
- 1978 Mark Koskovich, S; Robert Rumbaugh, DT;
- 1979 Frank Sedillo, DB
- 1980 Todd Lafferty, OL; Frank Sedillo, DB; Ben Shultz, LB
- 1981 Pete Parks, K; Frank Sedillo, DB; Derek Skene, DE
- 1984 Brent Henson, LB; Ray Hornfeck, FS
- 1987 Shane Hall, RB
- 1988 Jeff Howes, OF
- 1990 John Bell, DT; Mike Henderson, WR
- 1991 Justin Hall, C; Mark Turner, C; Carl Winston, WR
- 1992 Marcus Goodloe, WR; Justin Hall, C;
- Ryan Mummert, OG; Carl Winston, WR
- 1993 Stoney Case, QB; Justin Hall, C; Ryan Mummert, OG

- 1994 Stoney Case, QB; Ryan Mummert, OT; Steve Pagador, WR
- 1995 Ryan Mummert, OT; Scott Peterson, QB
- 1996 Chad Smith, S
- 1997 Jason Purvis, DT; Jon Samuelson, OG; Chad Smith, S
- 1998 Eric Jaworsky, QB; Jason Purvis, DE; Jon Samuelson, OG; Chad Smith, S
- 1999 Brian Choi, OT; Eric Jaworksy, QB; David McKinney, K, Cort Moffitt, P; Jon Samuelson, OT; LaMarcus Spillers, DE; Amos Wilson, LB
- 2000 Rudy Caamano, QB; Brian Choi, OL; Justin Millea, QB; Terrell Golden, S; Bryan Penley, TE; Jon Samuelson, OT
- 2001 Mike Augustyniak, TE; Rudy Caamano, QB; Terrell Golden, S; Casey Kelly, QB; Tony Mazotti, DE; Justin Millea, S; Bryan Penley, TE; Kirk Robbins, WR; Nick Speegle, LB; Adrian Terry, NT; Domingo Villarruel, LB; Kevin Walton, S
- 2002 Hank Baskett, WR; Kenny Byrd, K; Zach Cresap, TE; Fola Fashola, LB; Daniel Gawronski, LB; Terrell Golden, S; Casey Kelly, QB; Martin Lovato, DS; Justin Millea, QB; Bryan Penley, TE; Nick Speegle, LB; Kevin Walton, S
- 2003 Mike Augustyniak, TE; Hank Baskett, WR; D.D. Cox, RB; Zach Cresap, TE; Tyler Gaus, P; Daniel Gawronski, LB; Terrell Golden, S; Casey Kelly, QB; Bryan Penley, TE; Nick Speegle, LB; Evroy Thompson, DE; Kevin Walton, S
- 2004 Mike Augustyniak, TE; Hank Baskett, WR; George Carter, LB; Tyler Gaus, P; Logan Hall, TE; Stephen Hutchison, DE; Cody Kase, LB; Mike Mohoric, LB; Curtis Pino, TE; Martin Romero, WR; Nick Speegle, LB; Allan Stone, FB; Kevin Walton, S
- 2005 Zach Arnett, LB; Hank Baskett, WR; Billy Brittain, NT; George Carter, LB; Tyler Gaus, P; Logan Hall, TE; Cody Kase, LB; Mike Mohoric, LB; Vince Natali, C; Chris Nelson, QB; Curtis Pino, TE
- 2006 Zach Arnett, LB; Kendall Briscoe, DE; Billy Brittain, NT; George Carter, LB; Brian Clappitt, QB; Cody Kase, LB; Chris Mark, TE; Clint McPeek, S; Bart Miller, OT; Vince Natali, C; Chris Nelson, QB; Brian Ramsay, OT; Frankie Solomon, S
- 2007 Zach Arnett, LB; Matt Barnard, P; George Carter, LB; Brian Clappitt, QB; Eric Garrison, K; Brad Gruner, QB; Stephen Hutchison, DE; Cody Kase, LB; Daniel Lowney, S; Danny Martin, S; Clint McPeek, S; Bart Miller, OG; Vince Natali, C; Jon O'Brien, DS; Frankie Solomon, S; Mitch Straub, TE; John Sullivan, K
- 2008 James Aho, K; Zach Arnett, LB; Jake Bowe, S; Brad Gruner, QB; Jeremiah Lovato, NT; Clint McPeek, S; Frankie Solomon, S; Mitch Straub, TE; Joshua Taufalele, OG; Mica Williams, S
- 2009 James Aho, K; Chris Biren, RB; Kasey Carrier, RB; Brad Gruner, QB; Evan Jacobsen, DS; Victor James, WR; Clink McPeek, LB; Spencer Merritt, LB; Cody Neely, LB; Frankie Solomon, S; Josh Taufalele, OG; Nick Wilhelm, WR
- 2010 James Aho, K; Chris Biren, RB; Brad Gruner, QB; Joseph Harris, LB; Brian Hill, S; Evan Jacobsen, DS; Spencer Merritt, LB; Cody Neely, LB; Matt Raymer, S; Lucas Reed, TE; Ben Skaer, K; Nick Wilhelm, WR, Freddy Young, S
- 2011 Justus Adams, K; LaMar Bratton, C; Joseph Harris, DE; Evan Jacobsen, DS; Matt Raymer, S; Lucas Reed, TE; Ben Skaer, K
- 2012 Justus Adams, K; Garrett Adcock, OG; Andrew Aho, TE; Chris Biren, TE; Dallas Bollema, LB; Chris Edling, TE; Cole Gautsche, QB; Joseph Harris, DE; Evan Jacobsen, DS; Matt Raymer, S; Lucas Reed, TE; Ben Skaer, K; Reece White, WR; Carlos Wiggins, WR
- 2013 Justus Adams, K; Andrew Aho, TE; Dallas Bollema, LB; Brett Bowers, DE; Kasey Carrier, RB; Dakota Cox, LB; Jacori Greer, NT; David Guthrie, SS; Cranston Jones, CB; Steven Romero, DS; Dillon Romine, OT; Ben Skaer, P; William Udeh, DE; Donnie White, LB; Randy Williams, DE
- 2014 Garrett Adcock, OL; Ricky Bennett, DB; LaMar Bratton, OL; Dakota Cox, LB; Chris Davis, WR; David Guthrie, DB; Ryan Langford, LB; Eden Mahina, OL; Quinton McCown, QB; Kene Okonkwo, DL; Zack Rogers, K/P; Steven Romero, LS; Dillon Romine, OL; Jason Sanders, K; Geoff Smelser, LB; William Udeh, DL; Donnie White,

- LB; Reece White, TE; Randy Williams, DL; Jack Ziltz, DL;
 2015 Garrett Adcock, OL; Austin Apodaca, QB; Ricky Bennett, DB; Dakota Cox, LB; Chris Davis, Jr. WR; Travis Green, DB; Alex Hart, LB; Delane Hart-Johnson, WR; Daniel Henry, DB; Aaron Jenkins, OL; Eden Mahina, OL; Kene Okonkwo, DL; Zack Rogers, K/P; Steven Romero, LS; Dillon Romine, OL; Jake Rothschiller, DB; Jason Sanders, K; Reece White, TE
 2016 Garrett Adcock, OL; Austin Apodaca, QB; Erik Beilman, TE; Corey Bojorquez, P; Dakota Cox, LB; Chris Davis, Jr., WR; Q' Drennan, WR; Blaise Fountain, OL; Cole Gautsche, TE; Jacob Girgle, S; Charlie Grammel, OL; Alex Hart, LB; Daniel Henry, S; Nick Lehman, TE; Elijah Lilly, CB; Kene Okonkwo, DL; Steven Romero, LS; Jake Rothschiller, S; Kyle Rothschiller, S
 2017 Erik Beilman, TE; Aaron Blackwell, DT; Corey Bojorquez, P; Chris Davis, Jr., WR; Q' Drennan, WR; Jordan Flack, LB; Blaise Fountain, OL; Coltin Gerhart, QB; Jacob Girgle, S; Charlie Grammel, OL; Lon Hampton, LS; Alex Hart, LB; Rafael Hidalgo, WR; Elijah Lilly, CB; Blair Manly, CB; Kene Okonkwo, DL; Gabe Ortega, S; D'Angelo Ross, CB; Jake Rothschiller, S; Kyle Rothschiller, S; Tevaka Tuioti, QB; Jason Sanders, K; Anselem Umeh, WR
 2018 Erik Beilman, TE; Aaron Blackwell, DT; Nico Bolden, S; Austin Cook, OL; Tyson Dyer, P; Jordan Flack, LB; Coltin Gerhart, QB; Charlie Grammel, OL; Micah Gray, RB; Lon Hampton, LS; Marcus Hayes, S; Johnny Hernandez, S; Rafael Hidalgo, WR; Javohn Jones, RB; Elijah Lilly, CB; Blair Manly, CB; Gabe Ortega, S; D'Angelo Ross, CB; Teton Saltes, OL; Andrew Shelley, K; Brandon SHook, LB; Adebayo Soremekun, DL; Kyle Stapley, OL; Danny Sutton, K; Sitivena Tamaivena, LB; Anselem Umeh, WR

NATIONAL FOOTBALL FOUNDATION SCHOLAR-ATHLETE

- 1993 Justin Hall, C
 1994 Stoney Case, QB
 1998 Chad Smith, S

HITACHI CFA SCHOLAR-ATHLETE

- 1992 Justin Hall, C
 1993 Justin Hall, C; Carl Winston, WR
 1994 Stoney Case, QB

STAN BATES AWARD (WAC top scholar athlete)

- 1982 Frankie Sedillo, DB
 1994 Justin Hall, C
 1995 Stoney Case, QB

JOE KEARNEY AWARD (WAC top male athlete)

- 1995 Stoney Case, QB

COACH OF THE YEAR

- 1952 Dudley DeGroot (Skyline)
 1958 Marv Levy (Skyline)
 1993 Dennis Franchione (WAC)
 1997 Dennis Franchione (WAC Mountain Division)
 2002 Rocky Long (Mountain West)

CONFERENCE MOST VALUABLE PLAYER

- 1999 Brian Urlacher, FS (Mountain West)

CONFERENCE OFFENSIVE PLAYER OF THE YEAR

- 1964 Stan Quintana, QB (WAC)
 1971 Rocky Long, QB (WAC)
 1978 Mike Williams, RB (WAC Co-MVP)
 1994 Stoney Case, QB (WAC)
 1997 Graham Leigh, QB (WAC)
 2005 DonTrell Moore, RB (Mountain West)

CONFERENCE DEFENSIVE PLAYER OF THE YEAR

- 1963 Eddie Stokes, DL (WAC)
 1972 John Urban, DT (WAC)
 1976 Robin Cole, LB (WAC)
 1982 Johnny Jackson, LB (WAC)

CONFERENCE SPECIAL TEAMS PLAYER OF THE YEAR

- 2006 Kenny Byrd, K (co-player, Mountain West)
 2013 Carlos Wiggins, KR (MW)

CONFERENCE NEWCOMER OF THE YEAR

- 1981 Johnny Jackson, LB (WAC)

CONFERENCE FRESHMAN OF THE YEAR

- 1992 Winslow Oliver, RB (WAC)
 2000 Brandon Ratcliff, S (co-player, MWC)
 2002 DonTrell Moore, RB (MWC)

ALL-CONFERENCE (1st team only)

(Border 1933-50; Skyline 1951-61;
 Western Athletic 1962-98; Mountain West 1999-current)

- 1933 Jack Walton, C
 1934 Ralph Bowyer, E; Guyton Hays, FB; Jack Jones, OG; Abdon Paiz, HB
 1935 Ralph Bowyer, E
 1937 Leonard Barlow, G; Bill Dwyer, HB
 1938 John Martel, G; Bill Dwyer, HB
 1939 Jack Henley, E
 1942 Bill Thompson, G
 1946 Louis Cullen, FB
 1947 Rudy Krall, FB
 1948 Rudy Krall, FB
 1951 Roger Cox, DE
 1952 Jack Barger, DT; Don Papini, DG; Larry White, HB
 1953 Larry White, C
 1954 Larry White, C
 1957 Jerry Nesbitt, G
 1958 Don Black, E; Don Perkins, HB
 1959 Ron Beaird, C; Don Black, E; Don Perkins, HB
 1961 Bob Bouyer, G
 1962 Larry Jasper, E; Bobby Santiago, HB; Bucky Stallings, FB; Eddie Stokes, C
 1963 Jack Abendschan, G; Eddie Stokes, C; Wayne Tvrdik, T
 1964 Jack Abendschan, G; Stan Quintana, QB
 1965 Bob Bouyer, G; Paul Smith, T
 1967 Emilio Vallez, E
 1968 David Bookert, TB; Ace Hendricks, WR
 1970 Fred Henry, HB; Jay Morrison, DB; Houston Ross, LB; Sam Scarber, FB
 1971 Todd Klein, C; Rocky Long, QB; John Urban, OT; Tom Walker, OG
 1972 John Urban, OT
 1973 John Woodcock, NT
 1974 Steve Bauer, P; Bob Berg, K; Preston Dennard, SE; Greg Jones, DE
 1975 Edgar Bell, OG; Robin Cole, DE; Randy Rich, S; Steve Wilson, C
 1976 Robin Cole, DE; Preston Dennard, SE; Dave Green, C; Tom Morris, OT; Mike Williams, FB
 1977 Max Hudspeth, S and return specialist; Tom Ryan, C; Mike Williams, FB
 1978 Mike Forrest, LB; Ron Hegge, G; Max Hudspeth, return specialist; Ricky Martin, SE; Robert Rumbaugh, DT; Mike Williams, FB
 1979 Charlie Baker, DE; Sharay Fields, DB; Jimmy Sayers, RB
 1980 Bob Shupyr, LB
 1981 Greg Azar, NT; Jimmie Carter, DE;
 1982 Mike Carter, RB; Jimmie Carter, DE; Ray Hornfeck, FS; Johnny Jackson, LB
 1983 Jimmy Carter, DE; Ray Hornfeck, FS; Johnny Jackson, LB
 1984 Johnny Jackson, LB; Willie Turrall, RB
 1986 Terance Mathis, WR
 1987 Terance Mathis, WR
 1989 John Bell, DE; Kurt Jensen, C; Terance Mathis, WR
 1990 John Bell, DT
 1991 Kim McCall, LB
 1992 Jesse Becton, LB
 1993 Clint Hall, OT; Eric Jack, CB; Tuli Mateialona, LB; Ray Wilson, FS
 1994 Stoney Case, QB; David Sloan, TE
 1995 Winslow Oliver, TB
 1996 Lennox Gordon, TB; Brandon Turner, C;
 1997 Jason Bloom, P; Colby Cason, K; Graham Leigh, QB; Ramos McDonald, CB; Scott McGarrahan, S; Pascal Volz, WR
 1998 Graham Leigh, QB; Brian Urlacher, FS
 1999 Brian Urlacher, FS
 2000 Brian Johnson, DE

2001 Vladimir Borombozin, K; Gary Davis, LB; Brian Johnson, DE
 2002 DonTrell Moore, RB; Charles Moss, LB; Brandon Ratcliff, S
 2003 Ryan Cook, C; Jason Lenzmeier, OT; DonTrell Moore, RB;
 Brandon Ratcliff, S; D.J. Renteria, DE; Claude Terrell, OG;
 Wes Zunker, K
 2004 Ryan Cook, C; DonTrell Moore, RB; Marcus Parker, NT;
 Brandon Payne, CB; Nick Speegle, LB; Claude Terrell, OT
 2005 Hank Baskett, WR; Ryan Cook, C; Gabriel Fulbright, CB;
 Mike Mohoric, LB; DonTrell Moore, RB;
 Evroy Thompson, DE; Robert Turner, OG
 2006 Quincy Black, S; Travis Brown, WR; Kenny Byrd, K;
 Rodney Ferguson, RB; Robert Turner, OG
 2007 Travis Brown, WR; Devin Clark, OT; Tyler Donaldson, DE;
 Rodney Ferguson, RB; Vince Natali, C; Marcus Smith, WR;
 John Sullivan, K; DeAndre Wright, CB
 2008 Glover Quin, CB
 2009 Erik Cook, C; Carmen Messina, LB; Adam Miller, P
 2010 Lucas Reed, TE
 2011 Carmen Messina, LB
 2013 Ben Skaer, P; Carlos Wiggins, KR
 2014 LaMar Bratton, OL; Dakota Cox, LB
 2017 Corey Bojorquez, P

ALL-AMERICAN BOWL (Tampa, Fla.)

1962 George Heard, DE
 1970 Sam Scarber, RB
 1972 Fred Henry, RB

ALL-AMERICAN BOWL (Tallahassee, Fla.)

1991 Kurt Jensen, C

BLUE-GRAY GAME (Montgomery, Ala.)

1976 Steve Myer, QB
 1978 Max Hudspeth, DB
 1994 Stoney Case, QB (MVP); David Sloan, TE;
 Manley Woods, WR
 1995 Art Celestine, CB; Winslow Oliver, TB
 1996 Brandon Turner, C
 1998 Graham Leigh, QB
 2000 Mike Barnett, LB
 2001 Holmon Wiggins, RB

CASINO DEL SOL GAME (Tucson, Ariz.)

2012 Carmen Messina, LB

COACHES ALL-AMERICAN GAME (Lubbock, Texas)

1976 Bob Berg, K
 1976 Steve Myer, QB (Game MVP)

COLLEGE ALL-STAR GAME (Chicago, Ill.)

1960 Don Perkins, RB
 1966 Stan Quintana, DB

EAST-WEST SHRINE GAME (numerous sites)

1928 John Dolzadelli, RB
 1930 Manny Foster, OT
 1939 Bill Dwyer, HB
 1963 Wayne Tvrdik, DT
 1966 Stan Quintana, QB-DB
 1972 Rudy Feldman, Asst. Coach (West); George Oakes, DT;
 John Urban, OT
 1976 Steve Myer, QB
 1977 Andy Frederick, DT; Robin Cole, DE
 1989 Rick Walsh, K
 1991 Kurt Jensen, C
 1997 Brandon Turner, C
 2002 Jarrod Baxter, RB
 2005 Claude Terrell, OT
 2006 DonTrell Moore, TB; Adrian Byrd, FB
 2007 Quincy Black, S; Robert Turner, OG
 2008 Travis Brown, WR
 2009 Glover Quin, CB
 2013 Lucas Reed, TE
 2014 Dillon Farrell, C

GRIDIRON CLASSIC (Orlando, Fla.)

1999 Graham Leigh, QB
 2004 Calvin McDonald, OT

HULA BOWL (Honolulu, Hawai'i)

1978 Max Hudspeth, DB
 1990 Terance Mathis, WR
 1996 Winslow Oliver, TB (MVP)
 1999 Jason Bloom, P
 2001 Joe Maese, Deep Snapper
 2004 Jason Lenzmeier, OT; D.J. Renteria, DE

JAPAN BOWL (Tokyo, Japan)

1976 Steve Myer, QB

LAS VEGAS ALL-AMERICAN CLASSIC

2004 Dwight Counter, WR; Brandon Ratcliff, S;
 Billy Strother, LB; Sidney Wiley, S
 2005 Brandon Payne, CB; Nick Speegle, LB
 2006 Terrance Pennington, OT

MAGNOLIA CLASSIC (Jackson, Miss.)

2005 Mike Mohoric, LB; Marcus Parker, NT; Terrance Pennington, OT

NFLPA Collegiate Bowl (Carson, Calif.)

2013 Evan Jacobsen, LS
 2015 Jhurell Pressley, RB
 2016 Teriyon Gipson, RB

NORTH-SOUTH ALL-STAR CLASSIC (Houston)

2007 Kenny Byrd, K

NORTH-SOUTH SHRINE GAME (Miami, Fla.)

1970 Sam Scarber, RB
 1971 John Shipkowski, OT
 1972 Fred Henry, RB

PARADISE BOWL (St. George, Utah)

2002 Mohammed Konte, LB; Stephen Persley, CB

SENIOR BOWL (Mobile, Ala.)

1966 Stan Quintana, QB-DB
 1981 Brad Wright, QB
 1982 Robin Gabriel, QB
 1990 Terance Mathis, WR
 1991 Ron Shipley, OT
 1995 David Sloan, TE
 1996 Art Celestine, CB
 1998 Ramos McDonald, CB
 2000 Brian Urlacher, LB (team defensive MVP)
 2002 Jarrod Baxter, RB
 2006 Hank Baskett, WR; Ryan Cook, C
 2008 Marcus Smith, WR

TEXAS VS. THE NATION (El Paso, Texas)

2007 Bo Greer, OG
 2008 Travis Brown, WR; Devin Clark, OT
 2010 Erik Cook, C

TROPICAL BOWL (Daytona Beach, Fla.)

2016 Nias Martin, DB; Lee Crosby, DB

RETIRED NUMBERS

40 Mike Williams
 42 Bobby Santiago
 43 Don Perkins
 44 Brian Urlacher

YEAR-BY-YEAR AT DREAMSTYLE STADIUM

Year	G	Record	Attendance	Average
1960.....	6.....	3-3	101,776	16,963
1961.....	6.....	5-1	102,111	17,019
1962.....	5.....	5-0	118,648	23,730
1963.....	6.....	4-2	125,822	20,970
1964.....	6.....	5-1	132,463	22,077
1965.....	6.....	2-4	122,762	20,460
1966.....	5.....	1-4	85,305	17,061
1967.....	6.....	1-5	72,972	14,504
1968.....	5.....	0-5	58,884	11,777
1969.....	5.....	2-3	72,972	14,594
1970.....	5.....	4-1	67,636	13,527
1971.....	6.....	3-2-1	120,389	20,064
1972.....	5.....	1-4	88,554	17,710
1973.....	5.....	3-2	77,766	15,553
1974.....	6.....	2-3-1	102,956	17,159
1975.....	6.....	4-2	98,624	17,437
1976.....	5.....	2-3	104,653	20,930
1977.....	5.....	3-2	87,858	17,571
1978.....	6.....	3-3	99,504	16,584
1979.....	6.....	4-2	125,443	20,907
1980.....	5.....	2-3	89,242	17,848
1981.....	5.....	2-2-1	82,014	16,402
1982.....	6.....	5-1	139,414	23,236
1983.....	5.....	4-1	95,621	19,124
1984.....	6.....	3-3	128,587	21,431
1985.....	5.....	1-4	98,762	19,752
1986.....	5.....	3-2	79,845	15,969
1987.....	4.....	0-4	62,515	15,629
1988.....	6.....	1-5	68,305	11,384
1989.....	5.....	2-3	103,628	20,726
1990.....	5.....	1-4	78,233	15,647
1991.....	5.....	2-3	79,112	15,822
1992.....	6.....	3-3	115,479	19,247
1993.....	6.....	4-2	151,844	25,307
1994.....	5.....	2-3	134,239	26,848
1995.....	7.....	3-4	177,683	25,383
1996.....	6.....	4-2	147,982	23,585
1997.....	6.....	5-1	183,972	30,662
1998.....	6.....	2-4	158,838	26,473
1999.....	6.....	3-3	150,664	25,111
2000.....	6.....	3-3	141,935	23,656
2001.....	6.....	4-2	187,608	31,268
2002.....	6.....	5-1	183,074	30,512
2003.....	7.....	5-2	245,891	35,127
2004.....	5.....	3-2	186,408	37,282
2005.....	5.....	2-3	191,707	38,341
2006.....	8.....	3-5	234,542	29,318
2007.....	7.....	6-1	208,259	29,751
2008.....	6.....	3-3	178,275	29,712
2009.....	6.....	1-5	161,661	26,944
2010.....	6.....	1-5	125,330	20,888
2011.....	6.....	1-5	120,160	20,027
2012.....	6.....	2-4	133,840	22,307
2013.....	6.....	2-4	141,220	23,537
2014.....	6.....	1-5	131,624	21,937
2015.....	8.....	5-3	188,224	23,528
2016.....	7.....	6-1	141,938	20,277
2017.....	6.....	2-4	127,161	21,194
2018.....	6.....	1-5	99,523	16,587
Totals (58 yrs) ..	340	165-172-3	7,423,429	21,833

LARGEST HOME CROWDS

ATTEN.	DATE	OPPONENT	SCORE
44,760	Sept. 17, 2005	New Mexico State	W, 38-21
44,075	Sept. 27, 2003	New Mexico State	W, 24-7
41,771	Sept. 1, 2001	UTEP	W, 26-6
41,003	Sept. 8, 2007	New Mexico State	W, 44-34
40,182	Oct. 1, 2004	Utah	L, 28-7
39,233	Oct. 8, 2005	BYU	L, 27-24
38,746	Sept. 11, 2004	Texas Tech	W, 27-24
37,533	Sept. 5, 2005	UNLV	W, 24-22
37,287	Oct. 23, 2004	San Diego State	W, 19-9
37,156	Oct. 18, 1997	Rice	L, 35-23

LARGEST ROAD CROWDS

ATTEN.	DATE	SITE	SCORE
100,990	Sept. 8, 2012	Austin, Texas	Texas 45, UNM 0
99,051	Nov. 11, 2017	College Station, Texas	Texas A&M 55, UNM 14
93,875	Sept. 6, 1986	Knoxville, Tenn.	Tennessee 35, UNM 21
89,792	Sept. 16, 1983	Knoxville, Tenn.	Tennessee 31, UNM 6
77,003	Sept. 8, 2018	Madison, Wisc.	Wisconsin 45, UNM 14
75,902	Oct. 5, 1985	Lincoln, Neb.	Nebraska 38, UNM 7
72,578	Oct. 21, 1989	Gainesville, Fla.	Florida 28, UNM 21
73,887	Sept. 5, 2009	College Station, Texas	Texas A&M 41, UNM 6
66,086	Oct. 27, 1990	Provo, Utah	BYU 55, UNM 31
64,740	Oct. 15, 1983	Provo, Utah	BYU 66, UNM 21



Year	Date	Opponent	Score	Year	Date	Opponent	Score
1892	Oct. 7	Albuquerque High School	L 0-5	1957	Sept. 21	New Mexico State	W 25-7
1893	Nov. 18	Albuquerque High School	W 4-0	1958	Oct. 4	Montana	W 44-16
1894	Oct. 27	Albuquerque Indian School.....	L 0-4	1959	Sept. 19	New Mexico State	L 12-29
1895-98		No Varsity		1960	Sept. 17	University of Mexico	W 77-6
1899	Nov. 11	Albuquerque High School	W 5-0	1961	Sept. 23	New Mexico State	W 41-7
1900		No Varsity		1962	Sept. 15	New Mexico State	W 28-17
1901	Nov. 9	Albuquerque High School	T 0-0	1963	Sept. 28	Texas-El Paso	W 23-7
1902		No Varsity		1964	Sept. 26	Montana	W 20-0
1903	Oct. 3	Albuquerque Minors	W 8-0	1965	Sept. 25	Texas-El Paso	L 14-35
1904	Oct. 18	Menaul High School	W 11-0	1966	Sept. 17	Utah State	W 17-8
1905	Oct. 7	Menaul High School	T 5-5	1967	Sept. 16	Idaho State	W 24-3
1906	Oct. 13	Albuquerque Indian School.....	W 27-5	1968	Sept. 14	Colorado State	L 13-21
1907	Oct. 21	Albuquerque Indian School.....	W 44-0	1969	Sept. 27	Texas-El Paso	L 6-21
1908	Oct. 24	Albuquerque Indian School.....	W 33-0	1970	Sept. 19	Iowa State	L 3-32
1909	Oct. 15	El Paso Military	W 15-0	1971	Sept. 25	Iowa State	L 20-44
1910	Oct. 21	New Mexico Mines	L 0-9	1972	Sept. 16	New Mexico State	W 55-20
1911	Nov. 5	New Mexico Military.....	T 0-0	1973	Sept. 15	New Mexico State	W 48-6
1912	Nov. 9	Albuquerque Indian School.....	L 6-7	1974	Sept. 14	Colorado State	W 32-23
1913	Oct. 18	Menaul High School	W 28-0	1975	Sept. 13	Fresno State	W 29-0
1914	Oct. 31	Albuquerque Indian School.....	W 46-0	1976	Sept. 25	Texas Tech	L 16-20
1915	Oct. 30	New Mexico Military.....	L 3-6	1977	Oct. 8	Arizona State.....	L 24-45
1916	Oct. 14	Colorado School of Mines.....	L 0-23	1978	Sept. 23	Nevada-Las Vegas	W 24-0
1917	Oct. 20	Menaul High School	W 38-0	1979	Sept. 1	Louisiana Tech.....	W 34-0
1918		No Varsity		1980	Sept. 6	Brigham Young.....	W 25-21
1919	Oct. 18	New Mexico Mines	W 55-0	1981	Sept. 26	Air Force.....	W 27-10
1920	Oct. 30	Fort Bliss	W 12-0	1982	Sept. 11	Texas Tech	W 14-0
1921	Nov. 12	Fort Bliss	W 35-0	1983	Sept. 3	Utah	W 17-7
1922	Sept. 30	Albuquerque Indian School.....	W 33-0	1984	Sept. 8	New Mexico State	W 61-21
1923	Sept. 29	New Mexico Highlands	W 82-7	1985	Sept. 28	Air Force.....	L 12-49
1924	Oct. 11	Montezuma College	W 56-0	1986	Sept. 27	San Diego State	L 34-38
1925	Oct. 10	Montezuma College	W 10-0	1987	Sept. 26	Brigham Young.....	L 25-45
1926	Oct. 2	New Mexico Mines	W 20-0	1988	Sept. 3	Fresno State	L 21-68
1927	Oct. 1	New Mexico Mines	W 35-0	1989	Sept. 2	Brigham Young.....	L 3-24
1928	Sept. 29	New Mexico Mines	W 45-0	1990	Sept. 15	Arizona	L 10-25
1929	Oct. 5	New Mexico Mines	W 46-0	1991	Sept. 21	Nevada-Las Vegas	L 22-23
1930	Oct. 11	New Mexico Highlands	W 45-0	1992	Sept. 5	TCU.....	W 24-7
1931	Oct. 24	Occidental	W 14-0	1993	Sept. 4	Brigham Young.....	L 31-34
1932	Oct. 8	Northern Arizona	W 6-0	1994	Sept. 10	TCU.....	L 29-44
1933	Oct. 6	Northern Arizona	L 0-14	1995	Sept. 2	Northern Arizona	W 45-21
1934	Sept. 29	New Mexico Highlands	W 76-7	1996	Sept. 7	Northern Arizona	W 49-33
1935	Sept. 21	Western New Mexico.....	W 46-0	1997	Aug. 30	Northern Arizona	W 33-10
1936	Sept. 26	Western New Mexico.....	L 0-6	1998	Sept. 5	Idaho State.....	W 38-9
1937	Sept. 25	Western New Mexico.....	W 14-0	1999	Sept. 11	New Mexico State	L 28-35
1938	Sept. 23	Western New Mexico.....	W 40-0	2000	Sept. 2	Boise State	L 14-31
1939	Sept. 22	Western New Mexico.....	W 29-7	2001	Sept. 1	UTEP.....	W 26-6
1940	Oct. 4	Western New Mexico.....	W 28-0	2002	Aug. 31	Weber State	W 38-24
1941	Sept. 26	Northern Arizona	W 12-6	2003	Aug. 30	Texas State-San Marcos.....	W 72-8
1942	Sept. 19	Kirtland Air Force Base.....	W 7-6	2004	Sept. 3	Washington State.....	L 17-21
1943	Oct. 2	Kirtland Air Force Base.....	W 19-13	2005	Sept. 5	UNLV	W 24-22
1944	Sept. 16	Amarillo Air Force Base.....	L 2-21	2006	Sept. 2	Portland State	L 6-17
1945	Sept. 22	Eastern New Mexico	W 78-0	2007	Sept. 8	New Mexico State	W 44-34
1946	Sept. 21	Northern Arizona	W 12-7	2008	Aug. 30	TCU.....	L 3-26
1947	Sept. 27	Arizona State.....	L 12-25	2009	Sept. 12	Tulsa	L 10-44
1948	Oct. 9	New Mexico State	W 61-0	2010	Sept. 11	Texas Tech	L 17-52
1949	Sept. 24	Wyoming.....	L 14-41	2011	Sept. 3	Colorado State	L 10-14
1950	Sept. 23	Northern Arizona	W 78-0	2012	Sept. 1	Southern	W 66-21
1951	Sept. 22	Northern Arizona	W 55-6	2013	Aug. 31	UTSA	L 13-21
1952	Oct. 4	New Mexico State	W 23-0	2014	Aug. 30	UTEP.....	L 24-31
1953	Oct. 3	Brigham Young	T 12-12	2015	Sept. 5	Mississippi Valley State	W 66-0
1954	Oct. 2	Utah State	L 0-6	2016	Sept. 1	South Dakota	W 48-21
1955	Sept. 17	New Mexico State	W 14-7	2017	Sept. 2	Abilene Christian.....	W 38-14
1956	Sept. 29	Utah State	W 27-19	2018	Sept. 1	Incarnate Word	W 60-32

Record: 77-39-4 (.658)

Year	Date	Opponent	Score	Year	Date	Opponent	Score
1892	Oct. 7	Albuquerque High School	L 0-5	1959	Sept. 19	New Mexico State	L 12-29
1893	Nov. 18	Albuquerque High School	W 4-0	1960	Sept. 17	University of Mexico	W 77-6
1894	Oct. 27	Albuquerque Indian School.....	L 0-4	1961	Sept. 23	New Mexico State	W 41-7
1895-98		No Varsity		1962	Sept. 15	New Mexico State	W 28-17
1899	Nov. 11	Albuquerque High School	W 5-0	1963	Sept. 28	Texas-El Paso	W 23-7
1900		No Varsity		1964	Sept. 19	at Utah	L 0-16
1901	Nov. 9	Albuquerque High School	T 0-0	1965	Sept. 25	Texas-El Paso	L 14-35
1902		No Varsity		1966	Sept. 17	Utah State	W 17-8
1903	Oct. 3	Albuquerque Minors	W 8-0	1967	Sept. 16	Idaho State	W 24-3
1904	Oct. 18	Menaul High School	W 11-0	1968	Sept. 14	Colorado State	L 13-21
1905	Oct. 7	Menaul High School.....	T 5-5	1969	Sept. 20	at Army	L 14-31
1906	Oct. 13	Albuquerque High School	W 28-5	1970	Sept. 19	Iowa State	L 3-32
1907	Oct. 21	Albuquerque Indian School.....	W 44-0	1971	Sept. 18	at Texas Tech	W 13-10
1908	Oct. 24	Albuquerque Indian School.....	W 33-0	1972	Sept. 16	New Mexico State	W 55-20
1909	Oct. 1	at El Paso Military	L 0-11	1973	Sept. 15	New Mexico State	W 48-6
1910	Oct. 21	New Mexico Mines	L 0-9	1974	Sept. 14	Colorado State	W 32-23
1911	Oct. 29	at El Paso Military	L 0-6	1975	Sept. 13	Fresno State	W 29-0
1912	Nov. 2	at New Mexico Military.....	L 0-20	1976	Sept. 18	at Texas-El Paso	W 25-7
1913	Oct. 18	Menaul High School.....	W 28-0	1977	Sept. 10	at Hawai'i.....	W 35-26
1914	Oct. 23	at New Mexico Military.....	L 3-12	1978	Sept. 9	at Hawai'i.....	L 16-22
1915	Oct. 30	New Mexico Military.....	L 3-6	1979	Sept. 1	Louisiana Tech.....	W 34-0
1916	Oct. 7	at Colorado College.....	L 2-47	1980	Sept. 6	Brigham Young.....	W 25-21
1917	Oct. 20	Menaul High School.....	W 38-0	1981	Sept. 5	Houston	L 10-21
1918		No Varsity		1982	Sept. 4	at Wyoming.....	W 41-20
1919	Oct. 18	New Mexico Mines	W 55-0	1983	Sept. 3	Utah	W 17-7
1920	Oct. 16	at Colorado College.....	L 3-42	1984	Sept. 8	New Mexico State	W 61-21
1921	Oct. 15	at Colorado College.....	L 0-7	1985	Sept. 7	at Texas Tech	L 31-32
1922	Sept. 30	Albuquerque Indian School.....	W 33-0	1986	Sept. 6	at Tennessee	L 21-35
1923	Sept. 29	New Mexico Highlands	W 82-7	1987	Sept. 5	at Utah	L 20-24
1924	Oct. 11	Montezuma College	W 56-0	1988	Sept. 3	Fresno State	L 21-68
1925	Oct. 3	at Colorado College.....	T 0-0	1989	Sept. 2	Brigham Young.....	L 3-24
1926	Oct. 2	New Mexico Mines	W 20-0	1990	Sept. 1	at New Mexico State	W 29-12
1927	Oct. 1	New Mexico Mines	W 35-0	1991	Aug. 31	at Texas-El Paso	L 19-35
1928	Sept. 29	New Mexico Mines	W 45-0	1992	Sept. 5	TCU.....	W 24-7
1929	Oct. 5	New Mexico Mines	W 46-0	1993	Sept. 4	Brigham Young.....	L 31-34
1930	Oct. 4	at Oklahoma	L 0-47	1994	Sept. 3	at Texas Tech	L 31-37
1931	Oct. 17	at New Mexico Military.....	W 25-0	1995	Sept. 2	Northern Arizona	W 45-21
1932	Oct. 8	Northern Arizona	W 6-0	1996	Aug. 29	at New Mexico State.....	W 28-7
1933	Oct. 6	Northern Arizona	L 0-14	1997	Aug. 30	Northern Arizona	W 33-10
1934	Sept. 29	New Mexico Highlands	W 76-7	1998	Sept. 5	Idaho State.....	W 38-9
1935	Sept. 21	Western New Mexico.....	W 46-0	1999	Sept. 4	at Texas-El Paso	L 10-13
1936	Sept. 26	Western New Mexico.....	L 0-6	2000	Aug. 26	at Texas Tech	L 3-24
1937	Sept. 25	Western New Mexico.....	W 14-0	2001	Sept. 1	UTEP.....	W 26-6
1938	Sept. 23	Western New Mexico.....	W 40-0	2002	Aug. 24	at North Carolina State	L 14-34
1939	Sept. 22	Western New Mexico.....	W 29-7	2003	Aug. 30	Texas State-San Marcos.....	W 72-8
1940	Sept. 28	at Wyoming.....	L 3-7	2004	Sept. 3	Washington State.....	L 17-21
1941	Sept. 25	Northern Arizona	W 12-6	2005	Sept. 5	UNLV	W 24-22
1942	Sept. 19	Kirtland Air Force Base.....	W 7-6	2006	Sept. 2	Portland State	L 6-17
1943	Sept. 25	at Colorado College.....	L 7-20	2007	Sept. 1	at UTEP	L 6-10
1944	Sept. 16	Amarillo Air Force Base.....	L 2-21	2008	Aug. 30	TCU.....	L 3-26
1945	Sept. 22	Eastern New Mexico	W 78-0	2009	Sept. 5	at Texas A&M	L 6-41
1946	Sept. 21	Northern Arizona	W 12-7	2010	Sept. 4	at Oregon	L 0-72
1947	Sept. 27	Arizona State.....	L 12-25	2011	Sept. 3	Colorado State	L 14-10
1948	Sept. 25	at Colorado	W 9-6	2012	Sept. 1	Southern	W 66-21
1949	Sept. 24	Wyoming.....	L 14-41	2013	Aug. 31	UTSA	L 13-21
1950	Sept. 23	Northern Arizona	W 78-0	2014	Aug. 30	UTEP.....	L 24-31
1951	Sept. 22	Northern Arizona	W 55-6	2015	Sept. 5	Mississippi Valley State	W 66-0
1952	Sept. 27	at Brigham Young.....	L 10-14	2016	Sept. 1	South Dakota	W 48-21
1953	Sept. 26	at Utah State	L 0-6	2017	Sept. 2	Abilene Christian.....	W 38-14
1954	Sept. 18	at Brigham Young.....	W 21-12	2018	Sept. 1	Incarnate Word	W 60-32
1955	Sept. 17	New Mexico State	W 14-7	Overall Record:		68-49-3 (.579)	
1956	Sept. 22	at New Mexico State.....	W 14-6	Home Record:		57-23-2 (.707)	
1957	Sept. 21	New Mexico State	W 25-7	Away Record:		11-26-1 (.303)	
1958	Sept. 20	at New Mexico State.....	W 16-7				

Year	Date	Opponent	Score
1925	Nov. 7	Arizona.....	L 0-24
1926	Oct. 23	Texas-El Paso.....	W 19-7
1927	Nov. 5	Arizona.....	W 7-6
1928	Oct. 27	New Mexico State.....	W 14-13
1929	Nov. 23	Arizona.....	L 0-6
1930	Nov. 8	New Mexico State.....	L 6-14
1931	Nov. 14	Arizona.....	T 7-7
1932	Oct. 22	New Mexico State.....	T 7-7
1933	Nov. 11	Arizona.....	W 7-0
1934	Nov. 17	New Mexico State.....	W 12-6
1935	Nov. 23	Arizona.....	L 6-38
1936	Nov. 14	New Mexico State.....	L 6-7
1937	Nov. 13	Arizona.....	L 0-23
1938	Nov. 12	New Mexico State.....	W 6-2
1939	Nov. 25	Arizona.....	W 7-6
1940	Nov. 9	New Mexico State.....	W 39-6
1941	Oct. 18	Arizona.....	L 6-31
1942	Nov. 14	West Texas State.....	L 7-13
1943	Oct. 16	Northern Arizona.....	W 21-6
1944	Sept. 30	Colorado College.....	L 7-25
1945	Nov. 10	Utah.....	L 20-21
1946	Nov. 16	Arizona.....	T 13-13
1947	Nov. 22	Texas Tech.....	L 20-26
1948	Nov. 6	Arizona.....	L 6-14
1949	Nov. 19	Texas Tech.....	L 0-27
1950	Nov. 4	Arizona.....	L 0-38
1951	Nov. 17	Brigham Young.....	W 34-0
1952	Nov. 1	Arizona.....	L 7-13
1953	Oct. 31	Denver.....	W 20-18
1954	Nov. 6	Montana.....	W 20-14
1955	Oct. 29	Denver.....	L 6-33
1956	Nov. 17	Montana.....	W 14-13
1957	Nov. 2	Denver.....	L 0-19
1958	Oct. 18	Arizona.....	W 33-13
1959	Oct. 31	Denver.....	W 42-0
1960	Nov. 19	Montana.....	W 24-7
1961	Nov. 4	Utah.....	W 21-16
1962	Oct. 13	Utah State.....	W 14-13
1963	Nov. 16	Air Force.....	L 8-30
1964	Nov. 14	Colorado State.....	W 42-0
1965	Nov. 20	Iowa State.....	W 10-9
1966	Nov. 5	Colorado State.....	L 6-45
1967	Oct. 14	Arizona State.....	L 23-56
1968	Oct. 19	San Jose State.....	L 24-55
1969	Nov. 15	Wyoming.....	W 24-12
1970	Oct. 17	New Mexico State.....	W 24-17
1971	Nov. 6	Utah.....	W 57-39
1972	Nov. 4	San Jose State.....	L 7-14
1973	Nov. 10	Utah.....	L 35-36
1974	Oct. 12	San Jose State.....	L 11-13
1975	Oct. 18	Utah.....	W 27-23
1976	Oct. 30	New Mexico State.....	L 7-16
1977	Oct. 15	Wichita State.....	W 22-17

Year	Date	Opponent	Score
1978	Oct. 14	Texas Tech.....	L 23-36
1979	Oct. 6	San Diego State.....	L 7-35
1980	Oct. 11	Colorado State.....	L 26-31
1981	Oct. 10	Texas-El Paso.....	W 26-3
1982	Oct. 23	New Mexico State.....	W 66-14
1983	Nov. 5	Wyoming.....	W 17-10
1984	Oct. 13	Colorado State.....	L 10-16
1985	Oct. 26	Hawai'i.....	L 17-27
1986	Oct. 11	Texas-El Paso.....	W 24-22
1987	Oct. 10	Hawai'i.....	L 31-41
1988	Oct. 8	Utah.....	L 27-33
1989	Oct. 28	Wyoming.....	L 23-24
1990	Sept. 22	Texas Tech.....	L 33-34
1991	Sept. 28	New Mexico State.....	W 17-10
1992	Oct. 3	San Diego State.....	L 21-49
1993	Oct. 2	Hawai'i.....	W 41-14
1994	Nov. 5	Utah.....	W 23-21
1995	Sept. 30	Air Force.....	L 24-27
1996	Sept. 28	TCU.....	W 27-7
1997	Oct. 4	SMU.....	W 22-15
1998	Oct. 10	Texas-El Paso.....	L 19-22
1999	Oct. 30	UNLV.....	W 27-6
2000	Sept. 23	Northern Arizona.....	W 35-38
2001	Oct. 27	Air Force.....	W 52-33
2002	Oct. 26	Utah.....	W 42-35 (2OT)
2003	Oct. 4	Utah State.....	W 34-7
2004	Oct. 23	San Diego State.....	W 19-9
2005	Oct. 8	BYU.....	L 24-27
2006	Oct. 7	Wyoming.....	L 10-14
2007	Sept. 29	BYU.....	L 24-31
2008	Oct. 4	Wyoming.....	W 24-0
2009	Oct. 24	UNLV.....	L 17-34
2010	Oct. 2	UTEP.....	L 20-38
2011	Sept. 24	Sam Houston State.....	L 45-48 (OT)
2012	Oct. 6	Texas State.....	W 35-14
2013	Sept. 28	UNLV.....	L 42-56
2014	Sept. 26	Fresno State.....	L 24-35
2015	Oct. 17	Hawai'i.....	W 28-27
2016	Oct. 1	San Jose State.....	W 48-41
2017	Sept. 30	Air Force.....	W 56-38
2018	Sept. 29	Liberty.....	L 43-52

HOMEcoming RECORD BREAKDOWN

All Games: 45-46-3 (.495)
 vs. Air Force: 2-2
 vs. Arizona: 4-8-2
 vs. Arizona State: 0-1
 vs. Brigham Young: 1-2
 vs. Colorado College: 0-1
 vs. Colorado State: 1-3
 vs. Denver: 2-2
 vs. Fresno State: 0-1
 vs. Hawai'i: 2-2
 vs. Iowa State: 1-0
 vs. Liberty 0-1
 vs. Montana: 3-0
 vs. New Mexico State: 7-3-1
 vs. Northern Arizona: 2-0

vs. Sam Houston State: 0-1
 vs. San Diego State: 1-2
 vs. San Jose State: 1-3
 vs. SMU: 1-0
 vs. TCU: 1-0
 vs. Texas-El Paso: 3-2
 vs. Texas State: 1-0
 vs. Texas Tech: 0-4
 vs. UNLV: 1-2
 vs. Utah: 4-4
 vs. Utah State: 2-0
 vs. West Texas State: 0-1
 vs. Wichita State: 1-0
 vs. Wyoming: 3-2

Note: According to The Mirage, UNM's yearbook, homecoming games between 1925-41 were always played against either New Mexico State or Arizona. The exception was 1926 when a field conflict prevented UNM from hosting either team.

INDIVIDUAL

RUSHING

Year	Name	NCAA	Yds.	YPG
1957	Don Perkins	11th	744	74.4
1959	Billy Brown	5th	753	75.3
1970	Sam Scarber	21st	961	96.1
1976	Mike Williams	10th	1,240	112.7
1977	Mike Williams	19th	1,096	109.6
2003	DonTrell Moore	15th	1,450	111.5
2005	DonTrell Moore	10th	1,298	118.0
2006	Rodney Ferguson	23rd	1,234	94.9
2016	Teriyon Gipson	18th	1,269	115.4

RUSHING YARDS PER CARRY

Year	Name	NCAA	YPG
2016	Teriyon Gipson	1st	8.75
2016	Tyrone Owens	2nd	8.01

PASSING YARDS

Year	Name	NCAA	Yds.
1967	Terry Stone	1st	1,946
1975	Steve Myer	2nd	2,501

PASSING EFFICIENCY

Year	Name	NCAA	Eff.
1986	Ned James	10th	141.6
1997	Graham Leigh	8th	153.6

TOTAL OFFENSE

Year	Name	NCAA	Yds
1975	Steve Myer	3rd	215.4
1978	Brad Wright	5th	200.3
1994	Stoney Case	3rd	304.1
1998	Graham Leigh	19th	242.0

FIELD GOALS

Year	Name	Rank	FGM/A	Avg.
1997	Colby Cason	2nd	21-30	1.75
2006	Kenny Byrd	12th	19-23	1.46
2007	John Sullivan	1st	29-35	2.42

RECEIVING (Receptions)

Year	Name	NCAA	No.	RPG
1975	Preston Dennard, WR	3rd	59	5.4
1987	Terance Mathis, WR	5th	73	6.6
1989	Terance Mathis, WR	4th	88	7.3
1990	Eric Morgan, WR	3rd	80	6.7
1991	Carl Winston, WR	5th	76	6.3
1999	Martinez Williams, WR	T35th	50	5.4
2007	Marcus Smith, WR	T15th	91	7.0
2011	Ty Kirk, WR	61st	47	5.2

RECEIVING (Total Yards)

Year	Name	NCAA	No.	Yds
1967	Ace Hendricks, TE	---	67	1,094
1975	Preston Dennard, WR	---	59	962
1986	Terance Mathis, WR	---	53	955
1987	Terance Mathis, WR	---	73	1,132
1991	Carl Winston, WR	---	76	1,177
1997	Pascal Volz, WR	9th	69	1,229
2007	Marcus Smith, WR	T24th	91	1,125

ALL-PURPOSE YARDS

Year	Name	NCAA	YPG
1989	Terance Mathis, WR	5th	178.2
1994	Winslow Oliver, TB	14th	139.7
1995	Winslow Oliver, TB	6th	173.6
2003	DonTrell Moore, TB	35th	125.1
2013	Carlos Wiggins, KR/WR	20th	141.9

SCORING

Year	Name	NCAA	Pts.	Avg.
1958	Don Black, WR	T14th	58	5.8
1963	Bucky Stallings, RB	21st	56	5.6
1971	Rocky Long, QB	22nd	80	7.3
1975	Bob Berg, PK	9th	83	7.6
1985	Willie Turrall, RB	14th	90	8.2
2003	DonTrell Moore, TB	8th	126	9.7
2005	DonTrell Moore, TB	10th	104	9.5
2007	John Sullivan, K	10th	117	9.8

PUNTING

Year	Name	NCAA	Avg.
1953	A.L. Terpening	12th	39.0
1954	A.L. Terpening	1st	45.6
1973	Steve Bauer	3rd	44.2
2009	Adam Miller	11th	44.0
2013	Ben Skaer	5th	45.8
2017	Corey Bojorquez	4th	47.3

KICKOFF RETURNS

Year	Name	NCAA	Avg.
------	------	------	------

1950	Chuck Hill	1st	27.0
1951	Chuck Hill	1st	29.6
1959	Don Perkins	---	34.7
1966	Ken Wagner	---	18.3
1967	Joe Casas	1st	26.2
1987	Terance Mathis	20th	23.3
1995	Winslow Oliver	2nd	31.7
2000	Larry Davis	---	25.8
2006	DeAndre Wright	---	25.9
2012	Chase Clayton	5th	30.4
2013	Carlos Wiggins	5th	29.6

PUNT RETURNS

Year	Name	NCAA	Avg.
1953	Bobby Lee	3rd	19.4
1958	Billy Brown	---	16.4
1959	Tony Gray	---	18.0
1975	Randy Rich	7th	13.0
1977	Max Hudspeth	4th	13.2
2008	Ian Clark	2nd	19.7
2018	Marcus Hayes	1st	21.2

TACKLES

Year	Name	NCAA	No./Avg.
1993	Ray Wilson, FS	---	157/14.3
1998	Brian Urlacher, FS	---	178/14.8
1999	Brian Urlacher, FS	---	154/14.0
2009	Carmen Messina, LB	1st	162/13.5
2010	Carmen Messina, LB	27th	115/9.6
2011	Carmen Messina, LB	T6th	142/11.8
2014	Dakota Cox, LB	1st	116/12.9

SACKS

Year	Name	NCAA	No.
1992	Jesse Becton, LB	---	14.5
2000	Brian Johnson, DE	---	9.5
2001	Gary Davis, LB	---	8
2003	Daniel Kegler, DE	---	7.5

TACKLES FOR LOSS

Year	Name	NCAA	No./Avg.
2003	Zach Rupp, DE	---	17/1.31
2009	Johnathan Rainey, DE	T24th	15.5/1.29

FUMBLES CAUSED

Year	Name	NCAA	No.
1993	Eric Jack, CB	---	4
1999	Brian Urlacher, FS	---	5
2008	Zach Arnett, LB	T1st	6

FUMBLES RECOVERED

Year	Name	NCAA	No.
1993	Eric Jack, CB	---	4
1994	Charles Butler, CB	---	5
1999	Brian Urlacher, FS	---	3
2004	Josh Bazinet, S	---	4
---	Fola Fashola, LB	---	4
2017	Jake Rothschilder, S	4th	3

INTERCEPTIONS

Year	Name	NCAA	No.
1976	Max Hudspeth, FS	4th	7
1978	Doug Smith, FS	11th	7
1979	Sharay Fields, CB	2nd	10
2004	Brandon Payne, CB	T4th	6
2005	Gabriel Fulbright, CB	T9th	5
2008	Glover Quin, CB	T19th	5

PASSES DEFENDED

Year	Name	NCAA	No.
2004	Brandon Payne, CB	1st	23
2008	Glover Quin, CB	T8th	16

TEAM

RUSHING OFFENSE

Year	NCAA	Avg.
1957	---	210.4
1959	3rd	289.8
1962	10th	242.8
1964	10th	211.9
1970	2nd	350.1
1971	2nd	384.5
2012	5th	301.2
2013	4th	308.8
2014	4th	310.4
2015	9th	252.2
2016	1st	350.0

PASSING OFFENSE

Year	NCAA	Avg.
1967	4th	249.1
1975	2nd	229.1

TOTAL OFFENSE

Year	NCAA	Avg.
1971	2nd	468.1
1978	17th	400.6
1986	4th	439.1
1994	6th	472.0

SCORING OFFENSE

Year	NCAA	Avg.
2016	23rd	36.7

RUSHING DEFENSE

Year	NCAA	Avg.
1952	---	114.6
1953	---	145.1
1982	13th	104.1
1983	18th	116.4
2001	5th	87.4
2003	5th	86.1
2004	17th	108.2

PASSING DEFENSE

Year	NCAA	Avg.
1956	---	74.7
1962	1st	56.8
1963	---	86.3
1964	15th	82.9
1980	---	145.1
1981	---	162.7
1989	---	202.3

TOTAL DEFENSE

Year	NCAA	Avg.
1952	14th	218.0
1962	17th	207.3
1964	20th	210.5
1980	---	300.2
1981	---	290.5
1983	18th	298.1

SCORING DEFENSE

Year	NCAA	Avg.
2004	20th	18.7

TIME OF POSSESSION

Year	NCAA	Avg.
2012	2nd	33:47
2016	6th	33:54

SACKS

Year	NCAA	No.	Yards	Avg./game
1992	---	40	261	3.6
2000	---	50	341	4.2
2001	---	26	198	2.4
2002	---	38	265	2.7
2003	---	39	227	3.0
2004	---	42	309	3.5

TURNOVER MARGIN

Year	NCAA	Mar.
1996	13th	+0.91
2000	22nd	+0.67

NET PUNTING

Year	NCAA	Avg.
1954	1st	42.6
1993	1st	41.8
2017	6th	42.0

KICKOFF RETURNS

Year	NCAA	Avg.
1959	3rd	25.6
1993	5th	25.9
1995	1st	27.1

PUNT RETURNS

Year	NCAA	Avg.
2008	6th	15.4
2018	4th	19.4

BILL BRANNIN
MOST VALUABLE PLAYER

Year	Player	Pos.
1957	Jerry Nesbitt	G
1958	Don Black	E
1959	Don Perkins	HB
1960	Frank Gullick	T

1961	Chuck Cummings.....	G
1962	Bobby Santiago.....	RB
1963	Eddie Stokes.....	C
1964	Stan Quintana.....	QB
1965	Stan Quintana.....	QB
1966	Wally Seis.....	C
1967	Emilio Valle.....	TE
1968	David Bookert.....	TB
1969	Rocky Long.....	QB
1970	Rocky Long.....	QB
1971	Rocky Long.....	QB
1972	Fred Henry.....	RB
1973	Don Woods.....	QB
1974	Greg Jones.....	DE
1975	Steve Myer.....	QB
1976	Robin Cole.....	DE
1977	Mike Williams.....	TB
1978	Mike Williams.....	TB
1979	Mike Forrest.....	LB
1980	Bob Shupryt.....	LB
1981	Johnny Jackson (LB) / Greg Azar.....	NT
1982	Johnny Jackson (LB) / David Osborn.....	QB
1983	Buddy Funck.....	QB
1984	Willie Tural.....	TB
1985	Billy Rucker.....	QB
1986	Ned James.....	QB
1987	Terance Mathis.....	WR
1988	Al Owens.....	WR
1989	Terance Mathis.....	WR
1990	John Bell.....	DE
1991	Kim McCall.....	LB
1992	Winslow Oliver.....	TB
1993	Stoney Case.....	QB
1994	Stoney Case.....	QB
1995	Winslow Oliver.....	TB
1996	Donald Sellers.....	QB
1997	Graham Leigh.....	QB
1998	Brian Urlacher.....	FS
1999	Brian Urlacher.....	FS
2000	Mike Barnett.....	LB
2001	Jarrold Baxter.....	RB
2002	DonTrell Moore.....	RB
2003	DonTrell Moore.....	RB
2004	DonTrell Moore.....	RB
2005	DonTrell Moore.....	RB
2006	Rodney Ferguson.....	RB
2007	Rodney Ferguson.....	RB
2008	Glover Quin.....	CB
2009	Erik Cook.....	C
2010	Lucas Reed.....	TE
2011	Carmen Messina.....	LB
2012	Kasey Carrier.....	RB
2013	Kasey Carrier.....	RB
2014	Jhurell Pressley.....	RB
2015	Jhurell Pressley.....	RB
2016	Teriyon Gipson.....	RB
2017	Jay Griffin IV.....	WR
2018	Delane Hart-Johnson.....	WR

**REESE HILL AWARD
(Top Offensive Player)**

Year	Player	Pos.
1981	Keith Magee.....	WR
1982	David Osborn.....	QB
1983	Buddy Funck.....	QB
1984	Willie Tural.....	TB
1985	Willie Tural.....	TB
1986	Ned James.....	QB
1987	Terance Mathis.....	WR
1988	Al Owens.....	WR
1989	Terance Mathis.....	WR
1990	Mike Henderson.....	WR
1991	Carl Winston.....	WR
1992	Winslow Oliver.....	TB
1993	Turhon O'Bannon.....	WR
1994	Stoney Case.....	QB
1995	Winslow Oliver.....	TB
1996	Donald Sellers.....	QB
1997	Pascal Volz.....	WR
1998	Martinez Williams.....	WR
1999	Jarrold Baxter.....	RB
2000	Ted Iacenda.....	RB
2001	Jarrold Baxter.....	RB
2002	Casey Kelly.....	QB
2003	DonTrell Moore.....	RB
2004	Hank Baskett III.....	WR
2005	Hank Baskett III.....	WR
2006	Rodney Ferguson.....	RB
2007	Travis Brown.....	WR
2008	Rodney Ferguson.....	RB
2009	Erik Cook.....	C
2010	Lucas Reed.....	TE
2011	B.R. Holbrook.....	QB
2012	Kasey Carrier.....	RB
2013	Kasey Carrier.....	RB
2014	Jhurell Pressley.....	RB
2015	Jhurell Pressley.....	RB
2016	Teriyon Gipson.....	RB

2017	Jay Griffin IV.....	WR
2018	Delane Hart-Johnson.....	WR

COLONEL H.J. GOLIGHTLY (Top Defensive Player)		
Year	Player	Pos.
1959	Chuck Roberts.....	DB
1960	John Shaski.....	LB
1961	Jay McNitt.....	DB
1962	Larry Jasper (E) / John Kosor.....	T
1963	Eddie Stokes.....	DL
1964	Wayne Tvrdik.....	T
1965	Paul Smith.....	T
1966	Jim Boller.....	LB
1967	Joe Casas.....	S
1968	Woody Jones.....	T
1969	Houston Ross.....	LB
1970	Houston Ross.....	LB
1971	Mike Buck.....	DE
1972	Steve Bradshaw.....	DE
1973	Randy Rich.....	SS
1974	Greg Jones.....	DE
1975	Randy Rich.....	SS
1976	Robin Cole.....	DE
1977	Robert Rumbaugh.....	DT
1978	Mike Forrest.....	HB
1979	Charlie Baker.....	DE
1980	Bob Shupryt.....	LB
1981	Greg Azar.....	NG
1982	Johnny Jackson.....	LB
1983	Jimmie Carter.....	DE
1984	Ray Hornfeck.....	FS
1985	Bob Umdenstock.....	DE
1986	Tom Cole.....	DE
1987	Kirk Allen.....	LB
1988	John Bell.....	DE
1989	Nate Morris (LB) / Brett Heber.....	CB
1990	Steve Vaipulu.....	LB
1991	Kim McCall.....	LB
1992	Jesse Becton.....	LB
1993	Eric Jack.....	CB
1994	Blake Irwin.....	LB
1995	Roston Thomas.....	LB
1996	Ramos McDonald.....	CB
1997	Ramos McDonald.....	CB
1998	Brian Urlacher.....	FS
1999	Brian Urlacher.....	FS
2000	Mike Barnett.....	LB
2001	Gary Davis.....	LB
2002	Billy Strother.....	LB
2003	Billy Strother.....	LB
2004	Nick Speegle.....	LB
2005	Gabriel Fulbright.....	CB
2006	Quincy Black.....	S
2007	OJ Swift (S) / Michael Tuohy.....	DE
2008	Glover Quin.....	CB
2009	Carmen Messina.....	LB
2010	Seth Johannemann.....	DE
2011	Carmen Messina.....	LB
2012	Dallas Bollema.....	LB
2013	Dallas Bollema.....	LB
2014	Dakota Cox.....	LB
2015	Dakota Cox.....	LB
2016	Daniel Henry.....	DB
2017	Jake Rothschilder.....	S
2018	Evahelotu Tohi.....	LB

**OUTSTANDING
OFFENSIVE LINEMAN**

Year	Player	Pos.
1981	Paul Zamprelli.....	C
1982	Don Elliot.....	OL
1983	Dave Uranich.....	OL
1984	Mike Carter.....	OG
1985	Scott Maney.....	C
1986	Steve Paar.....	C
1987	Barry Luther.....	OG
1988	Jeff Howes.....	C
1989	Kurt Jensen.....	C
1990	Ron Shipley.....	OT
1991	Steve Slater.....	OG
1992	Kenny Thomas.....	OG
1993	Klint Hall.....	OT
1994	Alex Crowder.....	ST
1995	Brandon Turner.....	C
1996	Kevin Ned.....	OG
1997	Chris Wallace.....	OG
1998	Jason Carson.....	C
1999	Josh Brown.....	OT
2000	Jon Samuelson.....	OT
2001	Jeremy Sorenson.....	OG
2002	Claude Terrell.....	OG
2003	Jason Lenzmeier.....	OT
2004	Claude Terrell.....	OT
2005	Ryan Cook.....	C
2006	Robert Turner.....	OG
2007	Devin Clark.....	OT
2008	Erik Cook.....	C

2009	Joshua Taufalele.....	OG
2010	Byron Bell.....	OT
2011	Dillon Farrell (OT) / LaMar Bratton.....	C
2012	Darryl Johnston.....	OT
2013	Dillon Farrell.....	C
2014	Jamal Price.....	OT
2015	Aaron Jenkins.....	OG
2016	Reno Henderson.....	OT
2017	Blaise Fountain.....	C
2018	Aaron Jenkins.....	OG

CHUCK CUMMINGS MEMORIAL AWARD (Morale and Spirit)		
Year	Player	Pos.
1964	Chuck Kelly.....	FB
1965	John Anderson.....	OG
1966	Rex Henington.....	DT
1967	Jerry Pollard.....	OG
1968	Rick Beitler.....	QB
1969	Rocky Long.....	QB
1970	Sam Scarber.....	FB
1971	Rocky Long (QB) / Bob Gaines.....	S
1972	George Oakes.....	DT
1973	George Anderson.....	HB
1974	John Gener.....	OG
1975	Randy Rich.....	SS
1976	Mike Williams.....	FB
1977	Mike Williams.....	FB
1978	Mike Williams.....	FB
1979	Frank Giddens.....	OG
1980	No award	
1981	Bill Albrektsen.....	DL
1982	David Uranich.....	OT
1983	Derwin Williams.....	WR
1984	David Uranich.....	OT
1985	Lon Nunley.....	DT
1986	Ron Keller.....	P
1987	Shane Hall.....	RB
1988	Chris Houston.....	LB
1989	Curtis Crews.....	CB
1990	Curtis Crews.....	CB
1991	Joey Kowalczyk.....	WS
1992	Willie Barry (DT) / Greg Oliver.....	WR
1993	Joey Kowalczyk (WR) / Kenny Thomas.....	OT
1994	Dan Coverley (LB) / David Sloan.....	TE
1995	Winslow Oliver.....	TB
1996	Milton Thomas.....	WR
1997	Milton Thomas.....	WR
1998	Danny Gonzales.....	P
1999	Daniel Reyes.....	LB
2000	Jarrold Baxter.....	RB
2001	Jarrold Baxter.....	RB
2002	Daniel Kegler.....	DE
2003	Daniel Kegler.....	DE
2004	Claude Terrell.....	OT
2005	Robert Turner.....	OG
2006	Curtis Pino.....	TE
2007	Marcus Smith.....	WR
2008	Ian Clark.....	S
2009	Frankie Solomon.....	S
2010	Cody Neely.....	LB
2011	Carmen Messina.....	LB
2012	Matt Raymer.....	S
2013	Dillon Farrell.....	OL
2014	LaMar Bratton.....	OL
2015	Eden Mahina.....	OL
2016	Daniel Henry.....	DB
2017	Kyle Rothschilder.....	S
2018	Alex Hart.....	LB

**CLYDE HILL AWARD
(Most Improved Player)**

Year	Player	Pos.
1981	Jerry Apodaca.....	CB
1982	Mark Eastham.....	DE
1983	Scott Skene.....	OL
1984	Wes Henson.....	LB
1985	Donnie DeYoung.....	OT
1986	Kevin Burgess.....	RB
1987	Scott Howard.....	FB
1988	Al Owens.....	WR
1989	Mike Good.....	LB
1990	Kano Brown.....	WR
1991	Mike Smith.....	LB
1992	Brian Baca (OG) / Calvin Carr.....	CB
1993	Abe Ghoston.....	TB
1994	Calvin Allen.....	OT
1995	Gavin Pearlman.....	WR
1996	Scott McGarrahan.....	FS
1997	Jimmy McGrew.....	WR
1998	Lennox Gordon (TB) / Chris Wallace.....	OG
1999	Jameal Woods.....	CB
2000	Walter Bernard (CB) / Brian Johnson.....	TE
2001	Sean Stein.....	QB
2002	Rudy Caamano.....	QB
2003	Casey Kelly.....	QB

2002	DonTrell Moore.....	RB
2003	Zach Rupp.....	DE
2004	Brandon Payne.....	CB
2005	Mike Powdrell.....	CB
2006	Donovan Porterie.....	QB
2007	Marcus Smith.....	WR
2008	Ian Clark.....	S
2009	Brad Gruner.....	QB
2010	Kendall Briscoe.....	DT
2011	Daryl Jones.....	WR
2012	Josh Fussell (FB) / Karlin Givens.....	OG
2013	Jonathan Washington.....	OG
2014	Matt Raymer.....	S
2015	Cole Gautsche.....	QB
2016	Lamar Jordan.....	QB
2017	Jake Rothschilder.....	DB
2018	Tyrone Owens.....	RB
2019	Corey Bojorquez.....	P
2020	Andrew Shelley.....	K

**1st TEAM AWARD
(unselfish devotion to team)**

Year	Player	Pos.
1969	Roy Muller.....	HB
1970	Jerry Buckner.....	LB
1971	Rodney Wallace.....	DT
1972	Phil Franczyk.....	HB
1973	Steve Fuller.....	HB
1974	Ron Dauphin.....	C
1975	Bob Supergan.....	S
1976	Chester Goodson.....	CB
1977	Ken Ferry.....	RB
1978	Smockey Turman.....	TB
1979	Joe Malofo.....	CB
1980	Curt McGill.....	QB
1981	Matt Schaefer.....	LB
1982	No award	
1983	Michael Johnson.....	TB
1984	Ron Tamura.....	LB
1985	John Lane.....	TE
1986	Mark Eastham.....	DE
1987	Mike Mazzella.....	TE
1988	Jeff Apodaca.....	CB
1989	Joe Bibbo.....	K
1990	Terence Donaldson.....	DL
1991	Scott Maney.....	C
1992	Scott Howard.....	FB
1993	Phillip Vaughan.....	DE
1994	Rick Walsh.....	K
1995	Jimmy Marshall.....	CB
1996	Darius Harris.....	CB
1997	Guy Collura.....	OG
1998	Steve Daley.....	LB
1999	Kurt Jensen.....	C
2000	Karl Logan.....	SS
2001	Fred Easter.....	CB
2002	Jeremy Leach.....	QB
2003	Troy Rossean.....	P
2004	Doug Zikan.....	LB
2005	Marcus Goodloe.....	WR
2006	Justin Hall.....	C
2007	Eric Young.....	TB
2008	Scott Peterson.....	QB
2009	Jeff Houghtaling.....	WR
2010	Brian Brazil.....	S
2011	Roy White.....	OT
2012	Danny Gonzales.....	P
2013	Daniel Reyes.....	LB
2014	Rantie Harper.....	FS
2015	Mohammed Konte.....	LB
2016	Justin Millea.....	QB
2017	Casey Kelly.....	QB
2018	Martin Romero.....	WR
2019	Aaron Brack.....	WR
2020	Ben Wysong.....	S
2021	Bryan Clappitt.....	QB
2022	Brandon Johnson.....	S
2023	Tray Hardaway.....	LB
2024	Donovan Porterie.....	QB
2025	Nick Wilhelm.....	WR
2026	B.R. Holbrook.....	QB
2027	B.R. Holbrook.....	QB
2028	Mat McBain.....	LB
2029	Trajuan Briggs.....	LB
2030	Tyler Duncan.....	WR
2031	David Anaya.....	RB
2032	Jack Lamm.....	OL
2033	Jake Rothschilder.....	S
2034	Alex Hart.....	LB

1939 SUN BOWL

Jan. 2, 1939 • El Paso, Texas
Utah 26, New Mexico 0

Playing in its first bowl game, the New Mexico Lobos were shut out by the Utah Utes 26-0 in the 4th Annual Sun Bowl at Kidd Field in El Paso.

(Note: The remainder of this story was written by Albuquerque Journal Sports Editor Paul Weeks and edited by UNM Media Relations.)

Like a kite that had flown too high, New Mexico's far-famed "dipsy-doo" football circus blew up and out of control before 13,000 disappointed Sun Bowl fans with a powerful tribe of Utah Indians (as they were called at the time) pouring on a humiliating 26-0 defeat.

The Utes matched their conservative style of the game as taught by Coach Ike Armstrong against the once-colorful attack of the Hilltoppers (as the Lobos were sometimes called) to claim gridiron superiority as Big Seven champions over the Lobos, co-champs of the Border league.

Never did New Mexico fall so miserably during the entire season as against the white-shirted tribe. Observers declared the team had conquered foes with power equal to the Utes, but there were no alibis for the Sun Bowl loss. It was on the same field that the Cherry and Silver met its first defeat of the season against Texas Mines (now UTEP).

Placed on equal ground before the fray, the two teams were as unevenly matched as a flyweight in the ring with a heavy. The Utes smashed across two touchdowns in the first quarter and followed it up with a 20-0 margin at the half. When New Mexico did not take advantage of breaks given them in the last periods, the Utes coasted in to another score, using two teams with equal results.

Though the bowl was not filled to capacity, more than 500 perched on the barren hills surrounding the field. The crowd stripped overcoats and concessionaires did a rush business in sun glasses because of the summery temperature. The tang of autumn football weather was entirely lacking.

STATISTICS

	UNM	UTAH
First Downs	12	16
Rushing Yards	179	379
Passing Yards	59	18
Passing	4-11-4	1-4-1
Total Offense	212	384
Fumbles-Lost	3-1	1-1
Penalties-Yards	5-35	9-55
Punts-Avg.	9-40.8	8-30.5

SCORING BY QUARTERS

Utah	14	6	0	6	—	26
New Mexico	0	0	0	0	—	0

SCORING SUMMARY

Utah - Pace 15 run (McGarry kick) - 1st
Utah - Peterson 64 interception return (McGarry kick) - 1st
Utah - Peterson 9 run (kick failed) - 2nd
Utah - Gehrke 10 run (kick failed) - 4th

Weather: Clear, 70 degrees
Attendance: 13,000

1944 SUN BOWL

Jan. 1, 1944 • El Paso, Texas
Southwestern 7, New Mexico 0

(Note: The following story was written by A.V. Gullette from the Associated Press and edited by UNM Media Relations.)

A final quarter forward pass, starring tailback R.W. MacGruder of San Marcos, gave Southwestern of Texas a 7-0 victory over the University of New Mexico in the 9th Annual Sun Bowl.

The 37-yard toss from fullback R.L. Cooper clicked after the underdog New Mexico Lobos had beaten back the highly-touted ground game of Southwestern's Pirates through three quarters and eight minutes of the final period. The Pirates took the ball at the start of the fourth quarter on the 13. A pass, MacGruder to Cooper, made 27 and the two backs hit the line for a first down and MacGruder broke loose for 22 yards to the New Mexico 19.

Here New Mexico held and taking the pigskin, punted to the 46. Cooper passed to Hollon, Pirate end, for a first down and then to MacGruder for the winning tally.

The Lobos threatened only twice, in the second and third periods, but could not get beyond the Southwestern 16.

The game started under cloudy skies, but the sun broke through in the second half and playing conditions were nearly ideal.

The vaunted Southwestern defense held the Lobos to just four first downs and 48 yards total offense.

STATISTICS

	UNM	SW
First Downs	4	12
Rushing Yards	38	214
Passing Yards	10	65
Passing	3-10-0	7-10-1
Total Offense	48	279
Fumbles-Lost	1-0	1-1
Penalties-Yards	4-20	4-20
Punts-Avg.	11-38	5-35
Punt Returns	2-7	4-66
Kickoff Returns	1-17	1-30

SCORING BY QUARTERS

Southwestern	0	0	0	7	7
New Mexico	0	0	0	0	0

SCORING SUMMARY

SW - MacGruder 34 pass from Cooper (Collins kick) - 4th

Weather: Partly Cloudy, 60 degrees
Attendance: 18,000

1946 SUN BOWL

Jan. 1, 1946 • El Paso, Texas
New Mexico 34, Denver 24

(Note: The following story was written by the Associated Press and Albuquerque Journal writer Clayton Byers. It was edited by UNM Media Relations.)

Don Rumley, a 19-year-old Navy reservist from Princeton, Ill., led New Mexico to a 34-24 victory over Denver University in the 11th Annual Sun Bowl. The 180-pound halfback passed for three touchdowns and rushed for another in the highest scoring game in the 11 years of this New Year's Day football event.

A crowd of 15,000 was on its feet throughout a 28-point fourth period in which New Mexico came from behind to capture its first bowl victory in three attempts. It was also the first victory for a Border Conference team in the El Paso game's history.

Denver, Big Seven champion, rolled up 10 points before New Mexico countered, and remained dangerous the last scoring its final touchdown with less than two minutes to play.

A 63-yard dash with an interception sent fullback Rudy Krall over with UNM's first score in the second period. Krall and Rumley engineered a 70-yard drive to set up the next score when Rumley scooted in from nine yards for a 13-10 Lobo lead.

Then, after a scoreless New Mexico third period, when Denver had regained the lead at 17-13, Rumley whipped out two aeriels for touchdowns to sub end William Moseley and a third to Lavon McDonald.

One reason the Lobos were Sun Bowl champs is a story of gridiron heroism. It's about Fred Doar, UNM's star center, chief linebacker and kicker.

The 210-pound Navy trainee was on the bottom of a heap in the first play of the game. After that he played outstanding ball stopping Denver backs time after time. But teammates noticed their captain wasn't "talking it up" as usual. In fact, he was silent. X-rays after the game showed that Doar had broken his jaw in two places on the first play.

Blue skies and a blazing sun made it baseball weather for the game. Nearly 16,000 short-sleeved customers heard a minister intone a prayer dedicating this game to the nine members of the Lobos' 1939 Sun Bowl team who left the football field to die on the battle field during World War II.

STATISTICS

	UNM	DENVER
First Downs	15	13
Rushing Yards	171	238
Passing Yards	207	39
Passing	8-12-1	3-16-1
Total Offense	378	277
Fumbles-Lost	1-1	1-0
Penalty Yards	90	25
Punt Avg.	40	33
Punt Returns	18	94
Kickoff Returns	5-111	7-113

SCORING BY QUARTERS

Denver	10	0	7	7	24
New Mexico	0	13	0	21	34

SCORING SUMMARY

DU - Karamigos 21 run (Redding kick) - 1st
DU - Miller 28 FG - 1st
UNM - Krall 65 interception return (kick failed) - 2nd
UNM - Rumley 9 run (Doar kick) - 2nd
DU - Adams 2 run (Redding kick) - 3rd
UNM - Moseley 37 pass from Rumley (Doar kick) - 4th
UNM - Moseley 47 pass from Rumley (Doar kick) - 4th
UNM - McDonald 28 pass from Rumley (Doar kick) - 4th
DU - Karamigos 35 pass from Cochran (Redding kick) - 4th

Weather: Sunny, 70 degrees
Attendance: 15,000

1947 HARBOR BOWL

Jan. 1, 1947 -- San Diego, Calif.
New Mexico 13, Montana State 13

(Note: The following story was written by the Associated Press and was edited by UNM Media Relations.)

The University of New Mexico Lobos came from behind to earn a 13-13 tie with Montana State College in the first San Diego Harbor Bowl before a crowd of 7,000.

Both teams displayed a flashy brand of football which kept the fans on edge throughout.

New Mexico opened the scoring soon after the game started when Hubert Hackett connected on a 26-yard pass to Lou Cullen. Hackett's place kick was wide.

Montana State surged back shortly after the second period started sparked by Neil Brooks 48-yard dash from scrimmage to paydirt. The placekick was blocked but Gene Bourdet picked up the ball and ran over for the extra point (allowed at this time).

Bill Nelson set the stage for the next score when he took Bourdet's short pass at midfield and streaked 42 yards down the sideline to the Lobo 8. After three plays netted just one yard, Bourdet passed to Ken Card on fourth down putting the Bobcats in front. The kick was again blocked.

The Lobos tied the count early in the fourth quarter as Cullen and quarterback Bryan Brock combined to engineer a 75-yard drive on the ground and through the air. Brock scored from two yards out cutting over tackle. Hackett's kick was good to knot the score.

The Lobos had a chance to win the game in the final minutes. UNM drove to the Montana State 12, however, Brock was thrown for a 12-yard loss. Hackett eventually tried a field goal from 35 yards out but failed.

STATISTICS

	UNM	MSU
First Downs	12	12
Rushing Yards	182	155
Passing Yards	83	180
Passing	4-13-3	7-16-3
Total Offense	265	335
Punt Avg.	38.0	50.0

SCORING BY QUARTERS

Montana State	0	13	0	0	13
New Mexico	6	0	0	7	13

SCORING SUMMARY

UNM - Cullen 26 pass from Hackett (kick failed) - 1st
MSU - Brooks 48 run (Bourdet run) - 2nd
MSU - Card 7 pass from Bourdet (kick blocked) - 2nd
UNM - Brock 2 run (Hackett kick) - 4th

Weather: Clear, 60 degrees
Attendance: 7,000

1961 AVIATION BOWL

Dec. 9, 1961 -- Dayton, Ohio
New Mexico 28, Western Michigan 12

(Note: The following story was written by Albuquerque Journal Sports Editor Dan Russell and was edited by UNM Media Relations.)

New Mexico struck for early touchdowns in both the first and third quarters to defeat Western Michigan, 28-12 in a chilled Aviation Bowl football game.

Freezing weather, including sleet and snow, nearly grounded the inaugural (and only) Aviation contest and limited the contest to approximately 4,000 fans even though advance sales had surpassed 5,000.

New Mexico drove for two touchdowns to open the game and to also open the second half. Then it capitalized on Western errors to add the two other touchdowns.

Two fumble recoveries in the first quarter helped set up the second touchdown of the game. Chuck Cummings intercepted a pass and streaked 43 yards for the final Lobo touchdown.

Quarterback Jim Cromartie plunged for three yards for New Mexico's first touchdown. Halfback Bobby Santiago picked up the second touchdown from 10 yards out, and Bobby Morgan also went over from the 10 for the third score.

Santiago, who suffered bruised ribs at the end of the first half and saw only limited action in the second half, was voted the top back of the game. Santiago gained a total of 86 yards and had a 60-yard touchdown run nullified by a clipping penalty. Cummings was voted the outstanding lineman.

"Our kids were really up," said UNM head coach Bill Weeks. "They came to play and they hit hard and executed well throughout. Santiago and Cummings were outstanding and I felt that Bobby Morgan had his best game of the year."

STATISTICS

	WMU	UNM
First Downs	18	20
Rushing Yards	36-96	51-339
Passing Yards	207	0
Passing	18-33-2	0-3-0
Total Offense	69-303	54-339
Fumbles-lost	4-3	2-0
Punt Avg.	4-36	7-33.3
Penalties	4-30	10-90

SCORING BY QUARTERS

Western Michigan	6	0	0	6	—	12
New Mexico	14	0	14	0	—	28

SCORING SUMMARY

1st - 13:45 - UNM - Cromartie 3 run (kick blocked)
1st - 7:08 - UNM - Santiago 10 run (Morgan run)
1st - (0:28) - WMU - White 4 run (run failed)
3rd - (9:48) - UNM - Morgan 10 run (run failed)
3rd - (2:44) - UNM - Cummings 43 interception (Bradford run)
4th - (13:22) - WMU - Cooke 5 pass from Chlebek (pass failed)

INDIVIDUAL STATISTICS

Rushing: Morgan 13-98, 1 TD, Santiago 13-86, Cromartie 4-49, 1 TD, Ness 8-40, Ottman 6-36, Hancock 3-20, McNitt 3-5, Duke 2-5, Bradford 3-1.
Passing: Cromartie 0-2, Morgan 0-1.
Punting: Fitzsimmons 7-33.3.
Punt Returns: Bradford 2-1.
Kickoff Returns: Morgan 2-59, Bradford 1-35, Kosor 1-11.
Interceptions: McNitt 1-32, Cummings 1-43, 1 TD.

Weather: Snow, Sleet, 33 degrees
Attendance: 3,694

1997 INSIGHT.COM BOWL

Dec. 27, 1997 -- Tucson, Ariz.
Arizona 20, New Mexico 14

New Mexico would lose its first bowl game in 36 years, 20-14, on Arizona's home field. The Cats struck first, scoring on Kelvin Eafon's 15-yard touchdown run midway through the first quarter.

UNM took almost no time in the second stanza to knot the score. Graham Leigh ran 17 yards for a first down, then tossed a 15-yard TD pass to senior Milton Thomas. Colby Cason's PAT tied the score at 7-7 and completed the eight-play 69-yard scoring drive.

On Arizona's next possession, quarterback Brady Batten threw for 51 yards and Trung Canidate ran for 13 more, including a three-yard touchdown, which allowed the Wildcats to reclaim the lead, 13-7. UA missed the PAT.

The Lobos marched right back down the field, reeling off a 14-play, 45-yard drive. UNM could not cash in on its possession, however, as Colby Cason missed a 37-yard field goal.

The second half began in a disastrous fashion for the Lobo offense, as it went three-and-out on its first possession, then Leigh threw two consecutive interceptions. The resiliency of the UNM defense was the only thing preventing Arizona from increasing its lead, as the Lobos forced the Wildcats to punt on each of their first two series.

After Leigh's second interception of the quarter - his third of the game - UA capitalized. Canidate rushed for 30 yards, culminating with Eafon's 1-yard TD. The score upped Arizona's lead to 20-7 with 2:07 left in the third quarter.

Once again, UNM would not allow Arizona to keep its momentum. Leigh found Brian Messer for a 35-yard gain on the Lobos' first play from scrimmage. Two plays later, Leigh found Chris Shelton over the middle for an 18-yard gain to the Wildcat four. Leigh found paydirt on the next play, and with the five-play, 60-yard drive, New Mexico was right back in the game, trailing only 20-14.

New Mexico would get one more chance to stage a rally, taking over at the UA 48 with 5:31 remaining. On second-and-nine, Leigh dropped back and spotted Pascal Volz flashing across the middle downfield. His pass sailed just a bit, however, landing right in the arms of Wildcat DB Kelly Malveaux to seal it for the Cats.

STATISTICS

	UNM	UA
First Downs	16	19
Rushing	35-140	59-209
Passing Yards	150	89
Passing	12-32-4	7-22-2
Total Offense	67-290	81-298
Fumbles-Lost	0-0	0-0
Penalties-Yards	9-60	5-39
Interceptions-Yards	2-11	4-45
Punts-Average	7-40.7	9-38.7
Punt Returns-Yards	4-18	3-9
Kickoff Returns-Yards	4-71	2-50
Possession Time	24:15	35:45
Third Down Conversions	5-15	2-12
Sacks	0-0	2-12

SCORING BY QUARTERS

New Mexico	0	7	7	0	14
Arizona	7	6	7	0	20

SCORING SUMMARY

1st - (6:30) - UA - Eafon 15-yard run (McDonald kick)
2nd - (12:05) - UNM - Thomas 15-yard pass from Leigh (Cason kick)
2nd - (7:50) - UA - Canidate 3-yard run (kick failed)
3rd - (2:07) - UA - Eafon 1-yard run (McDonald kick)
3rd - (0:26) - UNM - Leigh 4-yard run (Cason kick)

INDIVIDUAL STATISTICS

Rushing: G. Leigh 17-79, 1 TD, Gordon 3-42, R. Johnson 6-23, Shelton 3-3, Marion 6-(-7).
Passing: G. Leigh 12-32-4, 150, 1 TD.
Receiving: Volz 5-51, Thomas 3-39, 1 TD, Messer 1-35, Shelton 1-18, Doran 1-15, R. Johnson 1-(-8).
Punting: Bloom 7-40.7. **Punt Returns:** Smith 4-18, White 1-10.
Kickoff Returns: Oliver 3-61.
Interceptions: McDonald 1-11, Stanton 1-0.

Weather: Clear, 47 degrees
Attendance: 49,385

2002 LAS VEGAS BOWL

Dec. 25, 2002 -- Las Vegas, Nev.
UCLA 27, New Mexico 13

The Lobo football team did more giving than receiving on Christmas Day, giving the UCLA Bruins three turnovers, which they turned into 17 points, as UCLA beat New Mexico 27-13 in the Sega Sports Las Vegas Bowl.

Following a DonTrell Moore fumble, UCLA got on the board first with a Nate Fikse 49-yard field goal. UNM then took a 6-3 lead when senior cornerback Desmar Black picked off UCLA QB Drew Olson's pass in the flat and returned it 55 yards for a touchdown at the 8:20 mark of the first quarter. Junior kicker Katie Hnida then made her first career appearance, but had her extra point blocked. Already the first and only woman to dress for an NCAA Division I bowl game, Hnida became the first woman to make an appearance in an NCAA Div. I-A football game.

"I made the decision to let Katie (Hnida) kick the first extra point," head coach Rocky Long said. "She has been a vital part of this team all year, and I felt that she deserved the opportunity to make a play."

The Lobos' had a chance to increase their lead in the second quarter after driving to the UCLA 17, but Kenny Byrd's 34-yard FG attempt sailed wide right, ending a UNM streak of 19 straight scores in the red zone. Fikse connected on his second field goal from 39 yards out to knot the game at 6-6 with 6:21 remaining in the second quarter. The kick was set up by a questionable pass interference penalty on the Lobos in the end zone.

The UCLA special teams rose to the occasion when Craig Bragg took a punt back 74 yards early in the third to give the Bruins a 13-6 lead. More bad luck followed in the fourth quarter as QB Casey Kelly's throw bounced off the back of TE Zach Cresap into the waiting arms of Jarrod Page. Page returned it 29 yards for a touchdown to give UCLA a 20-6 advantage.

On the next Lobo possession, WR Joe Manning caught a pass from Kelly only to be stripped of the ball. New Mexico's third turnover of the game set up a 1-yard leap by freshman Tyler Ebelle, handing the Bruins a 27-6 lead. Kelly found Manning in the back of the end zone for a touchdown that brought the Lobos to within 27-13, but New Mexico would get no closer.

Kelly finished with a season-high 237 yards. Moore, hobbled by a sprained right ankle late in the second quarter, was limited to 17 yards on 14 carries. The defense certainly did its part, holding the Bruins to a season-low 167 yards. UCLA only had to travel 76 yards for its three offensive scores, two field goals and a touchdown.

STATISTICS

	UNM	UCLA
First Downs	15	9
Rushing	34-45	39-73
Passing Yards	237	94
Passing	18-35-1	12-22-1
Total Offense	69-282	61-167
Fumbles-Lost	4-2	1-0
Penalties-Yards	9-68	10-108
Interceptions-Yards	1-55	1-29
Punts-Average	6-38.5	8-44.9
Punt Returns-Yards	6-18	3-96
Kickoff Returns-Yards	5-100	2-50
Possession Time	28:47	31:13
Third Down Conversions	5-16	4-15
Sacks	0-0	2-12

SCORING BY QUARTERS

	6	0	0	7	13
New Mexico					
UCLA	3	3	7	14	27

SCORING SUMMARY

1st - (10:24) - UCLA - Fikse 49 FG
1st - (8:20) - UNM Black 55 int. return (Hnida PAT blocked)
2nd - (4:53) - UCLA - Fikse 39 FG
3rd - (13:04) - UCLA - Bragg 74 punt return (Fiske kick)
4th - (14:07) - UCLA - Page 29 int. return (Fiske kick)
4th - (10:40) - UCLA - Ebelle 1 run (Fikse kick)
4th - (5:31) - UNM - Manning 11 pass from Kelly (Byrd kick)

INDIVIDUAL STATISTICS

Rushing: Moore 14-17, Brody 4-17, Counter 1-9, Boyd 2-5, Millea 3-4, A. Byrd 1-1, Kelly 8-(-4).
Passing: Kelly 18-32-1, 237, 1 TD.
Receiving: Counter 5-78, Farrell 4-78, Manning, 3-42, 1 TD, Moore 3-13, Cresap 1-15, Thomas 1-7, Penley 1-4.
Punting: Gaus 6-38.5.
Punt Returns: Counter 6-18. **Kickoff Returns:** Ratcliff 3-56, Gregory 1-23, Fulbright 1-21. **Interceptions:** Black 1-55, 1 TD.
Weather: Clear, 50 degrees
Attendance: 30,324

2003 LAS VEGAS BOWL

Dec. 24, 2003 -- Las Vegas, Nev.
Oregon State 55, New Mexico 14

Steven Jackson tied a bowl game record with five touchdowns, and Oregon State's defense overwhelmed mistake-plagued New Mexico in a 55-14 win. Jackson ran for 149 yards on 28 carries. He caught a 34-yard pass from Derek Anderson five minutes into the game and added touchdown runs of 3, 11, 6, and 1 yards.

Former NFL star Barry Sanders scored five touchdowns for Oklahoma State against Wyoming in the 1988 Holiday Bowl, and Sheldon Canley of San Jose State had five against Central Michigan in the 1990 California Bowl.

The Lobos' scores came on a 27-yard pass from Casey Kelly to Hank Baskett in the first quarter and Kole McKamey's 17-yard toss to Dwight Counter in the fourth.

Unable to run or pass against OSU's defense, the Lobos had only one first down in the first half and 21 total yards through the first three quarters. The stats also included 6 yards rushing, seven first downs and 127 total yards.

New Mexico got its second first down on a 46-yard pass from wide receiver Baskett to Counter with just more than 10 minutes left. DonTrell Moore, who led the Mountain West Conference with 1,438 yards this season, finished with 12 yards on 10 carries. His second-quarter fumble at the New Mexico 15 led to Jackson's third TD and second in a span of 1:39.

New Mexico had the fourth-best rushing defense in the country this season, but after gaining just 11 yards in the first quarter, Jackson found plenty of holes and scoring chances.

Oregon State scored on its first two possessions, with Jackson catching a 34-yard screen pass from Anderson on third-and-19 and Kirk Yliniemi booting a 21-yard field goal.

New Mexico kept the Beavers' touchdown drive going with an unsportsmanlike conduct penalty for celebrating too long and too loudly after stopping Jackson for a 2-yard loss on third down at the OSU 40. The Lobos then sacked Anderson for a 10-yard loss, but the Lobos were offside on the play.

Both teams entertained the Christmas Eve crowd of 25,437 with first-half trick plays that produced a touchdown for the Beavers and set up New Mexico's first score.

The Beavers scored on the final play of the first quarter on a 42-yard flea flicker. Anderson handed off to Jackson, who tossed it back to the quarterback for a pass to Mike Hass, who had beaten cornerback Brandon Payne.

New Mexico used a pass from wide receiver Michael Brunner to backup quarterback McKamey to set up the Kelly-to-Baskett score.

STATISTICS

	UNM	OSU
First Downs	7	29
Rushing	34-6	35-154
Passing Yards	121	386
Passing	10-23-1	27-42-1
Total Offense	57-127	77-540
Fumbles-Lost	1-1	1-1
Penalties-Yards	13-103	10-94
Interceptions-Yards	1-20	1-0
Punts-Average	10-39.1	3-37.3
Punt Returns-Yards	1-0	5-16
Kickoff Returns-Yards	8-175	3-65
Possession Time	30:19	29:41
Third Down Conversions	2-14	7-14
Sacks	1-3	6-48

SCORING BY QUARTERS

	17	14	10	14	55
Oregon State					
New Mexico	7	0	0	7	14

SCORING SUMMARY

1st - (9:59) - OSU - Jackson 34 pass from Anderson (Yliniemi kick)
1st - (6:38) - OSU - Yliniemi 21 FG
1st - (4:59) - UNM - Baskett 27 pass from Kelly (Zunker kick)
1st - (0:00) - OSU - Hass 42 pass from Anderson (Yliniemi kick)
2nd - (8:40) - OSU - Jackson 3 run (Yliniemi kick)
2nd - (7:01) - OSU - Jackson 11 run (Yliniemi kick)
3rd - (12:57) - OSU - Jackson 6 run (Yliniemi kick)
3rd - (2:41) - OSU - Yliniemi 31 FG
4th - (12:06) - OSU - Jackson 1 run (Yliniemi kick)
4th - (9:22) - UNM - Counter 17 pass from McKamey (Zunker kick)
4th - (4:40) - OSU - Whiten 19 pass from Rothenfluh (Yliniemi kick)

INDIVIDUAL STATISTICS

Rushing: A. Byrd 2-13, Moore 10-12, McKamey 5-7, Brody 1-3, Cox 4-(-1), Thomas 2-(-1), Kelly 10-(-27).
Passing: Kelly 4-12-0, 32, 1 TD, McKamey 4-9-1, 25, 1 TD, Brunner 1-1-0, 18, Baskett 1-1-0, 46.
Receiving: Counter 2-63, 1 TD, Augustyniak 2-11, Thomas 2-3, Baskett 1-27, 1 TD, McKamey 1-18, Cresap 1-3, Moore 1-(-4).
Punting: Gaus 10-39.1. **Punt Returns:** Counter 1-0. **Kickoff Returns:** Counter 1-19, Fulbright 2-39, Walton 1-17, Ratcliff 4-100.
Weather: Overcast, 58 degrees
Attendance: 25,437

2004 EMERALD BOWL

Dec. 30, 2004 -- San Francisco
Navy 34, New Mexico 19

Aaron Polanco ran for three touchdowns and passed for another, and Navy capped the academy's best season in 99 years with a 34-19 win over New Mexico in the Emerald Bowl.

Polanco scored on runs of 14, 1 and 27 yards and completed a 61-yard touchdown pass to Corey Dryden, the longest of the season by Polanco and the first career score by Dryden. The Midshipmen's defense was impressive, too, despite the rain-soaked field at SBC Park.

The unit forced two first-half turnovers that led to TDs and staged a goal-line stand late in the third quarter. Then Navy kept the ball for the next 14 minutes, 26 seconds, and held New Mexico to only seven plays in the fourth quarter.

The Midshipmen (10-2) tied for the most wins in school history, last accomplished when Navy went 10-1-1 in 1905. It was a fitting end for the Mids, some of whom will head off to war in the coming year. Only two months ago, Navy's players dealt with the death of former teammate JP Blecksmith in a military operation in Fallujah, Iraq.

Polanco finished the season with 16 rushing touchdowns, a record by a quarterback this year. Temple's Walter Washington ran for 15. Polanco gained a Navy bowl record 133 yards on the ground for his fourth 100-yard rushing game and threw for 101 yards. He even caught a 17-yard pass from Frank Davis to set up his second TD - and his two receptions were the most by any Navy player.

New Mexico quarterback Kole McKamey had nearly as big a day after the Lobos (7-5) lost star tailback DonTrell Moore to a torn left ACL late in the first quarter.

McKamey threw for 207 yards and also rushed for 138, the first Lobos player to accomplish the feat since Graham Leigh in 1997. But McKamey threw two interceptions.

Moore, who has rushed for more than 1,000 yards in each of the past three seasons and came in averaging 108.3 yards per game, was carted off the field after catching a shovel pass and taking a hard hit from cornerback Vaughn Kelley that caused Moore to fumble with 3:52 left in the first quarter.

Linebacker Lane Jackson pounced on the ball for his first fumble recovery this year, and Polanco scored five plays later. Jackson also made an interception as time expired in the first half.

Navy built a 21-7 lead eight seconds into the second quarter on Polanco's 61-yard touchdown pass to Dryden.

The Lobos couldn't stop Navy's impressive triple-option offense. The Midshipmen snapped New Mexico's five-game winning streak and kept the Lobos from their first bowl victory in 43 years.

New Mexico lost in the Las Vegas Bowl the past two years and hasn't won a postseason game since beating Western Michigan 28-12 in the 1961 Aviation Bowl. The Lobos had won 11 straight games when they scored first.

STATISTICS

	UNM	Navy
First Downs	23	22
Rushing	42-212	58-269
Passing Yards	207	124
Passing	15-24-2	5-8-0
Total Offense	66-419	66-393
Fumbles-Lost	1-1	1-0
Penalties-Yards	9-85	6-53
Interceptions-Yards	0-0	2-0
Punts-Average	1-27	2-39.0
Punt Returns-Yards	1-2	0-0
Kickoff Returns-Yards	7-18.1	2-5.5
Possession Time	27:39	32:21
Third Down Conversions	8-11	8-14
Sacks	0-0	1-5

SCORING BY QUARTERS

	7	12	0	0	19
New Mexico					
Navy	14	10	7	3	34

SCORING SUMMARY

1st - (7:31) - UNM - Hall 17 pass from McKamey (Zunker kick)
1st - (5:01) - Navy - Polanco 14 run (Blumenfeld kick)
1st - (2:01) - Navy - Polanco 1 run (Blumenfeld kick)
2nd - (14:52) - Navy - Dryden 61 pass from Polanco (Blumenfeld kick)
2nd - (13:13) - UNM - Ferguson 4 run (Zunker kick)
2nd - (9:19) - Navy - Blumenfeld 27 FG
2nd - (3:36) - UNM - McKamey 3 run (Zunker kick)
3rd - (7:01) - Navy - Polanco 27 run (Blumenfeld kick)
4th - (2:15) - Navy - Blumenfeld 22 FG

INDIVIDUAL STATISTICS

Rushing: McKamey 19-138, 1 TD, Cox 11-32, Ferguson 4-19, 1 TD, Brody 3-15, Moore 5-8.
Passing: McKamey 15-24-2, 207, 1 TD.
Receiving: Baskett 5-115, Moore 3-21, Hall 2-23, 1 TD, Augustyniak 2-18, Brown 1-11, Ferguson 1-11, Ramirez 1-8.
Punting: Gaus 1-27. **Punt Returns:** Payne 1-2. **Kickoff Returns:** Walton 3-88, Smith 4-39.
Weather: Overcast/Rain, 56 degrees
Attendance: 30,563

2006 NEW MEXICO BOWL

Dec. 23, 2006 -- Albuquerque
San Jose State 20, New Mexico 12

San Jose State linebacker Matt Castelo saw New Mexico halfback Rodney Ferguson hit the hole near the goal line and prepared for a collision.

"I saw the running back get the ball and it was like in slow motion," Castelo said. "I got down low and I think he tried jumping over me. Tried to put the ball out for a touchdown."

Ferguson never made it to the end zone.

Castelo hit Ferguson and his helmet knocked the ball out and right into fellow linebacker Damaja Jones' hands. In a season where San Jose State's defense carried the Spartans to their first bowl game in 16 years, Castelo and Jones teamed up for what may have been the biggest stop of the year.

Adam Trafalis threw three touchdown passes and San Jose State beat New Mexico 20-12 on Saturday in the inaugural New Mexico Bowl, extending the Lobos' postseason drought to 45 years.

One big pass play by Trafalis and that costly fumble by Ferguson — both in the first half — set the tone for the Spartans' first bowl win outside of California.

Jones returned Ferguson's fumble 57 yards to the New Mexico 37. Although the Spartans didn't score on that drive, they had the momentum for good.

"I saw Matt set him (Ferguson) up," Jones said. "He tried to jump over Matt and Matt put his helmet right on the ball. I was trying to get over the top and the ball fell right in my hands."

For the Spartans (9-4), the win provided a final highlight in a season in which they won more games than they had in the three previous seasons.

Trafalis, who was 11-of-18 for 209 yards, threw scoring passes of 36 and 24 yards to James Jones and 76 yards to John Broussard. The pass to Broussard on the first play of the second quarter — in which New Mexico's defense totally blew the coverage — got the Spartans' offense rolling.

New Mexico's only touchdown came with 15 seconds left in the game on a 15-yard pass from Chris Nelson to Marcus Smith. The rest of the Lobos' scoring consisted of a 40-yard field goal by Kenny Byrd with 1:11 left in the second quarter and a safety when San Jose State punter Waylon Prather stepped out of the end zone with 1:08 left.

Byrd's field goal was his 25th straight from 40 yards or closer and the first made field goal by New Mexico in 10 bowl appearances.

San Jose State struck first after the teams combined for seven punts in the first quarter.

Trafalis found Broussard 20 yards behind the nearest Lobo. Broussard caught the pass at the 35 and easily scored.

New Mexico came right back with a drive that started with DeAndre Wright's kickoff return to the San Jose State 40. Eight plays later the Lobos had a first-and-goal at the 1. The Spartans' defense toughened and on third-and-goal from the 2, Ferguson fumbled.

The Spartans made it 13-0 on Trafalis' 36-yard pass to James Jones with 3:59 left in the first half. James Jones caught the ball near the sideline at the New Mexico 16 and slipped out of the grasp of Wright. Matt Strubeck missed the extra point.

The Lobos' offense had 377 total yards but was stagnant most of the day. Neither freshman quarterback Donovan Porterie, who started, nor Nelson, who played in the second half, could sustain drives. What plays did work often were erased by holding penalties and three second-half fumbles, including one by wide receiver Travis Brown at the San Jose State 1 with just over 3 minutes left.

Ferguson, who led the Mountain West Conference in rushing this season, had 102 yards on 22 carries.

James Jones and Broussard each had 106 yards receiving, Jones with six catches and Broussard with four.

STATISTICS

	UNM	SJSU
First Downs	20	8
Rushing	31-146	28-87
Passing Yards	249	209
Passing	24-45-0	11-18-0
Total Offense	76-377	46-280
Fumbles-Lost	6-4	0-0
Penalties-Yards	5-44	7-50
Interceptions-Yards	0-0	0-0
Punts-Average	7-33.4	8-44.6
Punt Returns-Avg.	5-10.4	1-6.0
Kickoff Returns-Avg.	3-35.3	0-0
Possession Time	34:53	25:07
Third Down Conversions	5-17	1-11
Sacks	1-8	1-7

SCORING BY QUARTERS

New Mexico	0	3	0	9	12
San Jose State	0	13	7	0	20

SCORING SUMMARY

2nd - (14:51) - SJSU - Broussard 76 pass from Trafalis (Strubeck kick)
 2nd - (3:59) - SJSU - Jones 36 pass from Trafalis (kick failed)
 2nd - (1:11) - UNM - Byrd 40 FG
 3rd - (4:33) - SJSU - Jones 24 pass from Trafalis (Strubeck kick)
 4th - (1:08) - UNM - team safety
 4th - (0:15) - UNM - Smith 15 pass from Nelson (Byrd kick)

INDIVIDUAL STATISTICS

Rushing: Ferguson 22-102, Baker 2-18, Bauman 2-17, Quillen 1-1, Nelson 2-0, Brown 1-(-3), Porterie 1-(-7).
Passing: Nelson 17-26-0, 188, 1 TD, Porterie 7-17-0, 61, Ferguson 0-1, Clark 0-1.
Receiving: Ferguson 8-78, Brown 7-83, Smith 6-72, 1 TD, Bauman 2-15, Wilson 1-1.
Punting: Scott 7-33.4. **Punt Returns:** Wilson 4-52, Ligon 1-0.
Kickoff Returns: Wright 2-89, Smith 1-17.

Weather: Sunny, 39 degrees
 Attendance: 34,111

2007 NEW MEXICO BOWL

Dec. 22, 2007 -- Albuquerque
New Mexico 23, Nevada 0

For coach Rocky Long, it was just the next game, another brick to continue building his program. For delighted New Mexico fans, it marked the end of a 46-year skid.

Paul Baker ran for 167 yards in his first start, and Donovan Porterie threw for career-high 354 yards and two touchdowns to help New Mexico beat Nevada 23-0 in the New Mexico Bowl. The Lobos (9-4) ended a 46-year span without a postseason victory and gave Long, the team's 10th-year coach, his first bowl win in five tries.

"It gets it off our back. We don't have to listen to it anymore," Long said. "But this program was good before we won today."

John Sullivan made field goals from 53, 39 and 37 yards, but give credit to New Mexico's defense, which delivered just the second shutout loss for Nevada under Hall of Fame coach Chris Ault.

The Wolf Pack (6-7) hadn't gone scoreless since losing 10-0 to Weber State on Sept. 27, 1980, a span of 329 games — the longest current streak in college football and the second longest in history. It's the first time Nevada was shut out since moving to Division I-A in 1992.

"It's certainly a compliment to their defense," Ault said. "They played a great game. At the other end of the spectrum, we played as poorly on offense as we've played in a long time."

It was New Mexico's first bowl victory since beating Western Michigan 28-12 in the 1961 Aviation Bowl at Dayton, Ohio. The Lobos also notched a nine-win season for just the fourth time in school history.

"I'm very proud of our team," Long said. "I thought they were as focused as they've been all year long for any game."

New Mexico's defenders pestered redshirt freshman quarterback Colin Kaepernick all afternoon and made Nevada's "Pistol" offense look more like a pop-gun. The Wolf Pack averaged 36.2 points and 488.9 yards during the season. Nevada had logged 23 scoring plays that covered at least 25 yards — second only to Oklahoma's 25 big-play TDs.

This time, Nevada had 210 total yards, with only 73 yards rushing. On a chilly day, with the temperature at kickoff 34 degrees, Kaepernick finished 13-of-31 for 137 yards. He had 10 carries for 40 yards rushing.

"Everybody was locked in," linebacker Brett Madsen said. "They have a really explosive offense. The quarterback can really run. We knew we had to contain the quarterback, and he didn't do much with his legs."

Madsen, despite not starting, was selected the defensive player of the game after recording two sacks, two tackles for lost yardage and four total tackles. But he agreed the award could have gone to any New Mexico defender.

Baker made the most of his chance. He moved into the starting lineup this week when Rodney Ferguson, New Mexico's leading rusher over the past two seasons, was ruled academically ineligible.

"My team believed in me and that was enough," Baker said. "I knew I could get it done."

The Wolf Pack blocked two field goals, Sullivan missed another 43-yard try and the Lobos failed to score after having first-and-goal at the 4 late in the third quarter. But Nevada just couldn't take advantage.

"We didn't do a good job with any consistency on the run game or the pass game," Ault said. "Colin Kaepernick didn't have a chance to get into type of rhythm. We just shot ourselves in the foot."

Despite the cool weather, Porterie had no trouble warming up. He threw a short slant pass on the third play from scrimmage to Marcus Smith, who raced to the end zone for a 66-yard scoring play. Later in the period, Brown got behind the Nevada defense and Porterie found him on a 39-yard TD pass.

STATISTICS

	UNM	Nevada
First Downs	26	12
Rushing	40-194	30-73
Passing Yards	354	137
Passing	20-37-1	13-31-0
Total Offense	77-548	61-210
Fumbles-Lost	3-1	1-1
Penalties-Yards	4-35	8-59
Interceptions-Yards	0-0	1-3
Punts-Average	2-40.5	11-42.1
Punt Returns-Avg.	6-9.0	0-0
Kickoff Returns-Avg.	1-26.0	6-16.8
Possession Time	31:36	28:24
Third Down Conversions	3-12	3-14
Sacks	3-16	2-17

SCORING BY QUARTERS

Nevada	0	0	0	0	0
New Mexico	14	6	0	3	23

SCORING SUMMARY

1st - (13:38) - UNM - Smith 66 pass from Porterie (Sullivan kick)
 1st - (2:22) - UNM - Brown 39 pass from Porterie (Sullivan kick)
 2nd - (6:07) - UNM - Sullivan 53 FG
 2nd - (2:48) - UNM - Sullivan 45 FG
 4th - (4:18) - UNM - Sullivan 37 FG

INDIVIDUAL STATISTICS

Rushing: Baker 22-167, Fussell 5-13, Clappitt 2-9, Porterie 6-7, Bruno 1-2, Quillen 2-2, Smith 1-0, Brown 1-(-6).
Passing: Porterie 20-36-1, 354, 2 TDs; Fussell 0-1.
Receiving: Brown 7-120, 1 TD, Smith 5-86, 1 TD, Bruno 5-86, Baker 2-42, Mark 1-20.
Punting: Scott 2-40.5. **Punt Returns:** Swift 5-44, Solomon 1-10.
Kickoff Returns: Smith 1-26.

Weather: Sunny, 34 degrees
 Attendance: 30,223

2015 GILDAN NEW MEXICO BOWL

Dec. 19, 2015 -- Albuquerque
Arizona 45, New Mexico 37

It was nearly one of the greatest comebacks in school history. Nearly. In the end, the Lobos whittled an 18-point second half deficit down to five, and then with a chance to go for the tie threw an interception as the Arizona Wildcats defeated New Mexico 45-37 in a highly entertaining 10th Annual Gildan New Mexico Bowl in front of a crowd of 30,289.

Both teams combined for 1,025 yards of offense, with UNM gaining 333 on the ground and 189 in the air. Arizona was about the opposite with 174 on the ground and 329 via the air. Things looked bleak when Lamar Jordan threw an interception on a play starting at his own 1-yard line that led to a short touchdown run and a 42-24 Wildcat lead with 7:35 left in the third quarter. Jordan, who played well with 135 yards rushing and a 110 yards passing, got UNM back in it with his third rushing touchdown to make it 42-31.

Jason Sanders then hit a perfect surprise onside kick that Donnie Duncan recovered for New Mexico. Jordan got hurt on the drive, leaving the game for good, and Austin Apodaca came in and scored his first career rushing touchdown on an option keeper to make it 42-37. The Lobos went for two and missed the conversion.

UNM got the break it needed on a missed field goal, but UNM turned the ball over on downs. On second-and-3 at the Wildcat 18, DaVonte' Neal broke up a pass intended for Carlos Wiggins, and then Chris Davis fumbled an option pitch for a loss of seven yards. On fourth-and-13 in no-man's land, UNM went for it but Apodaca was sacked. That led to a field goal and a 45-37 lead for Arizona, with one last chance for UNM.

Taking over at the 26 with 1:29 and no timeouts, UNM picked up two first downs to get to the Arizona 36, but there was just 35 seconds left. Looking for a gain hitter, Apodaca was pressured and his pass missed Dameron Gamblin and fell into the waiting arms of Cam Denson for a game ending interception.

UNM opened the scoring with a 37-yard Zack Rogers field goal, but Arizona used a couple of long passes to go up 14-3. Jordan had his first rushing touchdown of the day to cut into that lead, but Arizona answered on an Anu Solomon run.

UNM scored an unlikely touchdown on a 92-yard pass from Jordan to Delane Hart-Johnson, the second-longest in UNM history and the fourth-longest in bowl history. Hart-Johnson outraced his brother Will Parks to the pylon for the score.

However, Arizona scored just before, and just after halftime to boost the lead to 18, setting the stage for UNM's near-comeback.

STATISTICS

	Arizona	UNM
First Downs	19	25
Rushing	32-174	69-319
Passing Yards	329	189
Passing	13-24-1	10-22-3
Total Offense	56-503	91-508
Fumbles-Lost	2-1	2-0
Penalties-Yards	4-30	8-103
Interceptions-Yards	3-23	1-43
Punts-Average	3-53.3	4-43.5
Punt Returns-Avg.	0-0.0	1-3.0
Kickoff Returns-Avg.	2-36.0	5-23.2
Possession Time	19:38	40:22
Third Down Conversions	2-9	11-19
Sacks	2012	104

SCORING BY QUARTERS

Arizona	7	21	14	3	45
New Mexico	3	14	14	6	37

SCORING SUMMARY

1st - (9:52) - UNM - Rogers 37 FG
 1st - (7:26) - AZ - C. Jones 78 pass from Solomon (Skowron kick)
 2nd - (14:51) - AZ - Baker 27 run (Skowron kick)
 2nd - (8:50) - UNM - Jordan 31 run (Rogers kick)
 2nd - (3:27) - AZ - Solomon 14 run (Skowron kick)
 2nd - (2:19) - UNM - Hart-Johnson 92 pass from Jordan (Rogers kick)
 2nd - (0:30) - AZ - Richards 1 pass from Solomon (Skowron kick)
 3rd - (13:56) - AZ - Baker 32 run (Skowron kick)
 3rd - (9:17) - UNM - Jordan 11 run (Rogers kick)
 3rd - (7:35) - AZ - Baker 4 run (Skowron kick)
 3rd - (2:02) - NM - Jordan 3 run (Rogers kick)
 4th - (13:52) - NM - Apodaca 4 run (rush failed)
 4th - (1:32) - AZ - Skowron 37 FG

INDIVIDUAL STATISTICS

Rushing: L. Jordan 21-135, Gipson 15-84, Pressley 12-61, McQuarley 8-23, R. Jones 1-20, Chestnut 2-7, R. Jordan 1-3, Anaya 1-2, Rogers 1-0, Owens 3-(-2), Apodaca 3-(-4), Davis 1-(-10).
Passing: L. Jordan 3-9-2, 110, 1 TDs; Apodaca 7-12-1, 79.
Receiving: Gipson 3-27, Gamblin 2-27, Hart-Johnson 1-92, R. White 1-16, Bundy 1-13, Davis 1-12, Pressley 1-2.
Punting: Rogers 4-43.5. **Punt Returns:** Wiggins 1-3. **Kickoff Returns:** Wiggins 5-116.

Weather: Sunny, 38 degrees
 Attendance: 30,289

2016 GILDAN NEW MEXICO BOWL

Dec. 17, 2016 -- Albuquerque
New Mexico 23, UTSA 20

It was nearly one of the greatest comebacks in school history. Nearly. In the end, the Lobos whittled an 18-point second half deficit down to five, and then with a chance to go for the tie threw an interception as the Arizona Wildcats defeated New Mexico 45-37 in a highly entertaining 10th Annual Gildan New Mexico Bowl in front of a crowd of 30,289.

Both teams combined for 1,025 yards of offense, with UNM gaining 333 on the ground and 189 in the air. Arizona was about the opposite with 174 on the ground and 329 via the air. Things looked bleak when Lamar Jordan threw an interception on a play starting at his own 1-yard line that led to a short touchdown run and a 42-24 Wildcat lead with 7:35 left in the third quarter. Jordan, who played well with 135 yards rushing and a 110 yards passing, got UNM back in it with his third rushing touchdown to make it 42-31.

Jason Sanders then hit a perfect surprise onside kick that Donnie Duncan recovered for New Mexico. Jordan got hurt on the drive, leaving the game for good, and Austin Apodaca came in and scored his first career rushing touchdown on an option keeper to make it 42-37. The Lobos went for two and missed the conversion.

UNM got the break it needed on a missed field goal, but UNM turned the ball over on downs. On second-and-3 at the Wildcat 18, DaVonte' Neal broke up a pass intended for Carlos Wiggins, and then Chris Davis fumbled an option pitch for a loss of seven yards. On fourth-and-13 in no-man's land, UNM went for it but Apodaca was sacked. That led to a field goal and a 45-37 lead for Arizona, with one last chance for UNM.

Taking over at the 26 with 1:29 and no timeouts, UNM picked up two first downs to get to the Arizona 36, but there was just 35 seconds left. Looking for a gain hitter, Apodaca was pressured and his pass missed Dameron Gamblin and fell into the waiting arms of Cam Denson for a game ending interception.

UNM opened the scoring with a 37-yard Zack Rogers field goal, but Arizona used a couple of long passes to go up 14-3. Jordan had his first rushing touchdown of the day to cut into that lead, but Arizona answered on an Anu Solomon run.

UNM scored an unlikely touchdown on a 92-yard pass from Jordan to Delane Hart-Johnson, the second-longest in UNM history and the fourth-longest in bowl history. Hart-Johnson outraced his brother Will Parks to the pylon for the score.

However, Arizona scored just before, and just after halftime to boost the lead to 18, setting the stage for UNM's near-comeback.

STATISTICS

	Arizona	UNM
First Downs	19	25
Rushing	32-174	69-319
Passing Yards	329	189
Passing	13-24-1	10-22-3
Total Offense	56-503	91-508
Fumbles-Lost	2-1	2-0
Penalties-Yards	4-30	8-103
Interceptions-Yards	3-23	1-43
Punts-Average	3-53.3	4-43.5
Punt Returns-Avg.	0-0.0	1-3.0
Kickoff Returns-Avg.	2-36.0	5-23.2
Possession Time	19:38	40:22
Third Down Conversions	2-9	11-19
Sacks	2012	104

SCORING BY QUARTERS

New Mexico	3	3	0	14	20
UTSA	7	3	6	7	23

SCORING SUMMARY

1st - (8:41) - UTSA - Falcon 27 FG
 1st - (0:04) - NM - McQuarley 1 run (Sanders kick)
 2nd - (1:32) - UTSA - Falcon 28 FG
 2nd - (0:00) - NM - Sanders 52 FG
 3rd - (9:54) - NM - Gipson 10 run (kick blocked)
 4th - (9:43) - UTSA - Stevens 16 pass from Sturm (Falcon kick)
 4th - (2:22) - NM - McQuarley 1 run (Sanders kick)
 4th - (0:25) - UTSA - Taylor 4 pass from Sturm (Falcon kick)

INDIVIDUAL STATISTICS

Rushing: L. Jordan 13-81, McQuarley 17-68, Gipson 14-60, Owens 3-13, Woodhouse 1-3, Gamblin 1-(-2).
Passing: L. Jordan 3-4-0, 77, 0 TDs; Apodaca 0-0-0, 0.
Receiving: Gamblin 1-34, McQuarley 1-25, Gipson 1-18.
Punting: Bojorquez 3-39.0. **Punt Returns:** Davis 1-3. **Kickoff Returns:** None.

Weather: Windy, 42 degrees
 Attendance: 29,688

A	
Abbott, Lyle	1910-11
Abendschan, Jack	1962-64
Abousleman, Michael	1932-34
Ackerson, Bruce	1946-47
Adams, Daniel	2011
Adams, Justus	2012-13
Adamson, Jean	1945
Adcock, Garrett	2012, 2014-16
Adewon, Tayo	2014-15
Adewon, Toye	2014
Adkins, Miles	1991, 1994
Agajanian, Ben	1940-41
Ahlgrim, Wesley	1934-36
Aho, Andrew	2010-13
Aho, George	2014
Aho, James	2008-11
Akins, Curtis	1972-73
Albrecht, Steve	1987
Albrektsen, Bill	1980-81
Albright, Edward	1905-07
Alderete, Manny	1994-96
Aldrich, Ray	1903-04
Aldridge, Harold	1932-33
Alexander, Warren	1965-66
Allaway, Jeff	1979
Allen, Calvin	1992-95
Allen, Darian	2016
Allen, Denny	1980, 1982-83
Allen, Jay	1911-12
Allen, Kirk	1987
Allen, Omar	1934-35
Allen, Walter	1905-11
Allott, Donald	1912-13
Allred, Lou	1964-66
Alongi, John	1965-66
Alvarado, Vicente	1993-94
Amerson, Clyde	1943, 1947-48
Anaya, David	2012-15
Anderson, Donald	1952-54
Anderson, George	1973-74
Anderson, Jarrett	1992-93
Anderson, John	1964-65
Anderson, Roy	1945-47
Andrakowicz, Michael	1974-75, 1977
Anyaike, Terel	2007-10
Apodaca, Austin	2015-16
Apodaca, Jeff	1983-85
Apodaca, Jerry	1954-56
Apodaca Jr., Jerry	1979-81
Aqua, Andrew	2012
Arbon, Keith	1986
Archer, Cliff	1969-71
Archer, Phil	1972-73
Archunde, Malcolm	1969
Arens, Waldo	1909-12
Arford, J.Q.	1944-45
Armbruster, Chester	1949-50
Armijo, Fernando	1940
Armijo, Louis	1911-13
Armijo, Mickey	1986-87
Armstrong, Geard	1924-28
Armstrong, Sean	1985
Arnett, Robert	1951-52
Arnett, Zach	2005-08
Arnold, Walt	1976-79
Arnett, Will	1913-15
Arredondo, Mike	2012-15
Arrigoni, Roland	1954
Arruti, Shawn	1991-93
Ashbrook, Vern	1962
Ashley, Myron	1988
Ates, Kevin	1981-82
Attel, Louis	1940-41
Augustus, Clyde	1983
Augustyniak, Mike	2001-04
Austin, Billy	1994-97
Austin, Eric	2018
Austin, Tarean	2010
Auva'a, Todd	1989
Aven, Chance	2010
Avery, Kenneth	1954
Avery, Steve	1962-63, 1967-68
Avila, John	1983, 1986
Avila, Trini	1991
Aydelotte, Carl	1915-17, 1919-20
Azar, Greg	1979-81

B	
Baca, Brian	1990-92
Baca, Cliff	1989-91
Baca, Frankie	2006-09
Bachechi, Carlo	1928
Baer, Daurice	1929-30
Bail, Mike	1973
Bailey, Roger	1951

Baker, Charles	1977-79
Baker, Cody	2015-18
Baker, DaQuan	2017-18
Baker, Joel	2000-01
Baker, Paul	2006-08
Balcomb, Kenneth	1912-15
Ball, Toby	2012-13
Balleau, George	1955
Balogun, Kevin	2007-08
Balzer, Jake	1928-30
Banks, Andrew	2009
Banks, Jeremy	1995-96
Bankston, Bo	1958-60
Banner, Geoff	1984
Barber, Bob	1972
Barbere, Mike	1969-70
Barefoot, John	1955-57
Barger, Floyd	1951
Barger, Jack	1951-52
Barlow, Leonard	1937-38
Barnard, Bart	1994-97
Barnard, Matt	2008
Barnes, Don	1975-77
Barnes, Syd	1940
Barnett, Mike	1998-00
Barnwell, Jr., Stanley	2016-18
Barr, Martize	2011
Barret, Aaron	2003
Barrows, F.J.	1942
Barry, Willie	1988, 1990-92
Barton, W. B.	1943
Baskett III, Hank	2002-05
Bassett, Charles	1938-39
Bassett, Charles C.	1938
Bassett, Ralph	1936-37
Bassetto, Bill	1972-74
Bateman, Howard	1912
Battle, Duane	1966
Bauer, Steve	1973
Bauman, Yimin	2006
Baungarner, Mike	1970
Baxter, Jarrod	1998-01
Baylor III, Ray	2016-17
Bayter, LeRoy	1946
Bazinet, Josh	2001-04
Beach, Edgar	1959-60
Beaird, Ronnie	1958-59
Bean, Ray	1903
Beard, David	1965
Beard, Walter	1941
Beard, Windell	1942
Beaty, Brian	2002
Beatty, Fred	1967-68
Bebber, Otto	1924-25
Beck, Wesley	2006-08
Becton, Jesse	1991-92
Beeson, Clement	1903-04
Beggs, Steve	1985-86
Behl, Joseph	1940-41
Bielman, Erik	2016-18
Beitler, Rick	1966-68
Bell, Bill	1983-86
Bell, Brice	1983-84
Bell, Byron	2008-10
Bell, Edgar	1972-75
Bell, James	1978-79, 1981
Bell, John	1987-90
Belle, Lester	1970
Bell, Randall	1984-86
Bennett, Ricky	2014-15
Bentley, Tom	1934
Berg, Bob	1973-75
Bernard, C. L.	1910
Bernard, Walter	1997-00
Bernitsky, Tony	1949-50
Bernston, R. K.	1945
Bertram, Randy	1980
Berry, Coleman	1977-79
Berry, Destry	2011-12
Best, Chuck	1981-84
Bibbo, Joe	1983-86
Bickley, E. C.	1943
Billingsley, Buddy	1993, 1995
Bin-Balal, Zayn	2008, 2010
Biren, Chris	2009-12
Biren, Mark	1979-81
Black, Desmar	1999, 2001-02
Black, Don	1958-59
Black, Ed	1938-39
Black, Quincy	2004-06
Blake, Ed	1973
Blackwell, Aaron	2017-18
Blakemore, Stacey	1990
Blanchard, Paul	1970-71
Blea, Matt	1988
Block, Don	1974-76

Bloom, Jason	1995-98
Boatright, Jadon	2013-14, 16
Bobbs, John	1980-81
Boger, Edrick	2009
Bogle, Bob	1949
Bogren, Vincent	1939-41
Bojorquez, Corey	2016-17
Bolden, Nico	2018
Boldt, I.V.	1911-13
Boldt, Leslie	1917
Bollema, Dallas	2010-13
Boller, James	1967
Bonner, Vincent	1990
Bonwell, Jeremy	1997
Booker, Harold	1917, 1919-20
Bookert, David	1967-69
Boone, Bruce	1971-72
Booth, Charles	1932
Boqua, Ed	1945
Borchers, Bill	1995-98
Borne, Gerron	2012
Borombozin, Vladimir	2000-01
Boteler, Virgil	1944, 1946-48
Bouyer, Bob	1961, 1965
Bowe, Jake	2005-08
Bowers, Brett	2013-14
Bowie, Wallace	1902
Bowyer, Ralph	1934-35
Bowyer, Robert	1960-61, 1964-65
Boyce, Rayshawn	2017
Boyd, Alfred	1931-33
Boyd, Adrian	2002-03
Boyd, Charles	1933-35
Boyd, Ryan	2007
Boyet, Theodore	1936
Boykin, Bolly	1926
Brack, Aaron	2002, 2005
Bradford, Carl	1964-66
Bradford, Herbert	1961
Bradford, Tom	1983-85
Bradley, James	1959-61
Bradshaw, Steve	1971-73
Bramer, Brad	1969-71
Branch, Brandon	2012-14
Branch, David	1980-83
Brandenburg, Bucky	1949-50
Brannin, Bill	1933-35
Brashear, William	1913
Bratcher, Charles	1965-67
Bratton, LaMar	2011-14
Brawley, Chris	2004-05
Brazier, Brian	1996-97
Brett, Dick	1950-51
Brewer, Glen	1925
Bridler, W. M.	1943
Briggs, Trajuan	2013-14
Bright, Michael	1960
Bright, Richard	1959-60
Briscoe, Brian	1980-82
Briscoe, James	1953, 1955
Briscoe, Kendall	2006-09
Briscoe, Robert	1932-34
Brittain, Billy	2003-06
Brock, Bryan	1946-47
Brock, Gene	1948-50
Brock, Harold	1950
Brody, Landrick	2001-04
Brooks, Billy	1941
Brooks, Jim	1980-81
Brooks, Jonathan	2006-08
Brorein, Carl	1914-16
Brown, Arthur	1921
Brown, Billy	1959-60
Brown, C. O.	1924-26
Brown, Charles	2004-05
Brown, Corey	2002-03
Brown, Fred	1929-30
Brown, Harold	1942
Brown, Howard	1991-92
Brown, Isaiah "I.B."	2013-16
Brown, Josh	1996-99
Brown, Kano	1989
Brown, Ken	1972-75
Brown, Larry	1995-96
Brown, Lester	1924
Brown, Robert	1979-80
Brown, Terence	2007-08
Brown, Tori	1985
Brown, Travis	2004-07
Bruening, James	1952-53
Brumfield, Alton	1965
Brunker, Michael	2002-03
Bruno, Roland	2007-09
Brunson, Darien	2013
Bryan, Hugh	1905-06, 1909
Bryant, Dennis	1968

Bryant, Ken	1974
Bryson, Daryl	1977-79
Bucher, Scott	1984
Buchley, Howard	1917
Buck, Mike	1969-71
Buckley, Trey	2007
Buckner, Jerry	1968-70
Buford, Chris	1983-84
Bundy, Marquis	2012-15
Burcher, George	1950-53
Burgess, Kevin	1985-86
Burleson, Don	1957-59
Burns, J. B.	1944
Burns, J. H.	1943
Burns, Robert	1953-54
Burns, Vince	1983
Burrell, Jalin	2017-18
Burrest, Damon	1992-94
Burrough, Jonathan	1997-00
Bursey, Robert	1956-58
Bursum, Holm	1928
Burton, Terrence	1995-96
Burwitz, Edward	1964
Bush, Brad	1982-83
Bush, Jim	1962
Bush, Pete	1970-72
Butler, A.J.	2009-12
Butler, Charles	1992-94
Butler, Gary	1982-83
Butler, Jack	1958-60
Butler, Mike	1982
Butler, Robert	1945
Butler, Tye	2004
Byrd, Adrian	2002-05
Byrd, John	1960
Byrd, Kenny	2002, 2004-06
Byrd, Markel	2014-15
Byrd, Steve	1963-64

C	
Caamano, Rudy	2000-01
Cagle, Reese	1929-31
Calkins, F. M.	1911-14
Calkins, Tom	1920-22
Calland, W.B.	1944
Cameron, Ray	1975
Campanelli, Glenn	1951-52
Campbell, Matthew	2006
Campbell, Todd	1979-80
Camunee, Rudy	1946-47
Cannon, Mike	2007-10
Cannon, John	1902-03
Capatolla, Pat	1986
Cappon, Jim	1979-80
Caprioli, Jason	2005-06
Cardenas, Clayton	2006
Carlisle, Hugh	1910-11, 1913
Carmignani, George	1962
Caro, Dante	2010-13
Carpenter, Don	1984-86
Carpenter, George	1969-70
Carpenter, Maurice	1963
Carr, Calvin	1991-92
Carr, Jake	2009-12
Carrier, Kasey	2009-10, 2012-13
Carroll, Bryson	2017
Carroll, Chris	1993-96
Carroon, Frank	1917
Carson, Jason	1996-99
Carson, Kimmie	2014-17
Carter, Anthony	2004-05
Carter, Jimmie	1980-83
Carter, George	2004-07
Carter, Mike A.	1978-79; 1981-82
Carter, Mike D.	1981-84
Carter, Ravonne	2010
Carter, Wendell	2014
Carter, William	1960
Cartwright, Alvin	1979
Cartwright, Robert	1922
Casas, Joe	1964-65, 1967
Case, Stoney	1991-94
Cason, Colby	1995-97
Castellanos, Izrael	2017
Castetter, William	1934
Caston, Rob	1999-00
Celestine, Art	1991, 1993-95
Ceschin, Jim	1981-83
Chambers, Korian	2011-12
Chancellor, Huey	1979-82
Chaplin, William	1954
Chapman, Marion	1974-77
Chapman, Mike	1986
Charles, Buster	1930-31
Charlton, Clem	1947-49
Chavez, A.T.	1934

Chavez, Ben	1990-92	Cullen, Lou	1945-47	Dyer, Tyson	2018	Fowler, R. J.	1967-68
Chavez, Bobby	1962-63	Cummings, Charles	1959-61			Fox, Jamie	1978-79
Chavez, Coley	1994-95	Cunningham, Gordie	1982	E		Franczyk, Phil	1969-70
Chavez, David	1917	Curran, Pat	1970-71	Eastham, Mark	1982-83	Fredenberg, Herman	1969-70
Chavez, Gabe	1974-75, 1977	Curran, Tom	1988	Easter, Fred	1990-91	Frederick, Andy	1974-76
Cheek, W.J.	1944-45			Eaton, Jack	1951, 1953-54	Fredericks, Roscoe	1933-34
Chess, James	1917	D		Ebia, Walter	1962	Friberg, George	1958-60
Chestnut, Daryl	2015-17	D'Avanzo, Nik	2013-16	Echohawk, Owen	1936	Fritz, Sam	1937-38
Childress, Dante	2000-01	Dame, Woody	1964-65	Edling, Chris	2012-15	Frogge, Stanley	1941-43
Choi, Brian	1999-00	Danahy, Tom	1905	Edsall, Van	1949	Frost, Greg	1968
Christian, Noel	1994-95	Daley, Steve	1988, 1990	Edwards, Bobby	1986-87	Fulbright, Gabriel	2002-05
Chmura, Dyson	2017	Dancel, Zach	2011	Edwards, SaQwan	2012-14	Fuller, Steve	1969-71
Ciepiela, Steve	1974-75	Daniels, Maurice	2015-16	Edwards, Torry	1986-87	Fullerton, Howard	1916
Clampitt, Brian	2005-07	Daniels, Mike	1985	Eicker, Mark	1989-90	Fulmar, James	1967
Clancy, Albert	1905	Darling, John	1985	Eidenschink, Rick	1978-80	Funck, Buddy	1982-84
Clark, Cary	1980-81, 1983	Darrow, Floyd	1938	Elliott, Don	1979-82	Fussell, Josh	2007-10
Clark, Devin	2006-07	Dassoff, L	1943-44	Ellis, Keith	1975-78		
Clark, Edwin	1917	Daugherty, Duffy	1987	Ellis, Reggie	2010-12	G	
Clark, Ian	2006-09	Daugherty, Zach	2011	Elmore, Ken	1957	Gabriel, Robin	1980-81
Clark, Jim	1942, 1946-47	Daughtry, Myles	2010	Emmonds, Eugene	1906	Gaines, Bob	1969-71
Clark, Walter	1935-37	Dauphin, Ron	1972-73	Emmons, Gasner	1906, 1909	Gale, Joseph	1956-57
Clausen, Chuck	1960-62	Davis, Ahmari	2018	Ena, Tali	2003-04	Gallagher, Pat	1969-70
Clayton, Chase	2011-13	Davis, Chili	1995-96	EnRico, Jared	2017-18	Gallegos, Dean	1993-95
Clayton, Justin	2003-06	Davis, Chris	2014-17	Enriquez, Jorge	2005	Gallegos, Patrick	1970
Clayton, W. D.	1932-33	Davis, DeAndre	2008-09	Enriquez, Nathan	2009	Gallegos, Paul	1931
Clewis, Troy	1985, 1987	Davis, Eugene	1989-90	Epps, Corbin	1995	Galles, Herbert	1932
Cockrell, Jacob	1998-99	Davis, Gary	2000-01	Epps, Martelius	2004-06	Galles, Herbert Sr.	1906
Coen, Hearst	1924-26	Davis, Larry	1956-57	Epting, Rhashaun	2017-18	Gamblin, Dameon	2013-16
Coffey, James	1977-79	Davis, Larry	2000	Erb, John	1915	Garber, John	1957-59
Coffman, Derek	1988-91	Davis, Marcellus	1989, 1991-93	Erick, Fred	1975	Garcia, E.	1943-44
Coggeshell, Charles	1939	Davis, Ricky	2000	Erickson, Bobby	1986	Garday, Adam	2004-05
Coggins, John	1950-51	Davis, Rod	2011-12	Erickson, Duane	1963-64	Gardner, Barney	1937
Coit, Trent	1991-94	Day, George	1934-36	Ernst, Steve	1972-72	Gardner, Peter	2009-10
Colburn, Justin	2000-03	Deakins, Warren	1933-34	Eslinger, F. R.	1944	Gares, Wayne	1955-57
Cole, Ken	1962-63	Dean, Robert	1937	Esmiol, Morris	1967-68	Garrett, Edwin	1998, 2000-01
Cole, Robin	1973-76	DeBesse, Cameron	2012-13	Esquivel, Chuck	1979-80	Garrison, Andrew	1991
Cole, Tom	1983-86	Decker, Paul	1903	Estrella, Chris	2017-18	Garrison, Barrett	1995-98
Coles, Rodney	1983-84	Decker, Scott	1979	Ethredge, Eugene	1987	Garrison, Barry	1984-87
Coleman, Travis	1973	DeGryse, William	1926-27, 1929	Evans, David	1980-81	Garrison, Eric	2007
Collins, D. M.	1945	Degulis, Richard	1967	Evans, I.Q.	1931	Garza, Pat	1983
Collura, Guy	1985, 1987-88	Delahanty, Keith	1988	Evans, Leslie	1936-37	Gasaway, Joe	1935-36
Combs, Chris	1976-79	DeLayo, Leonard	1941, 1948	Everett, Lamon	1988-90	Gass, Gordon	1913-14
Contreras, Ben	2008	Demarest, Jesse	2004	Evins, Jack	1939	Gassaway, Donny	1984-86
Conyers, Jermaine	2017-18	Demman, John	1956			Gatewood, Gerald	1947-48
Cook, Austin	2018	Demory, William	1960	F		Gaus, Tyler	2002-05
Cook, Buddy	1954	Dennard, Ken	1970	Faha, Frank	1932	Gautsche, Cole	2012-14, 16
Cook, Dave	1972-74	Dennard, Preston	1974-77	Fahnert, Stephen	2001	Gawronski, Daniel	2002-03
Cook, Erik	2006-09	Dennard, William	1933-35	Farrel, Jake	1999-2002	Gener, John	1973-74
Cook, Herbert	1947-48	Dennis, Demond	2009-10	Farrell, Dillon	2010-13	Gentry, Carl	1948
Cook, Jim	1978-79, 1981	Dennis, Dole	1965	Fashola, Fola	2002, 2004	Gentry, Don	1954
Cook, Ryan	2002-05	Denson, Jeremy	2000	Fatokun, Emmanuel	2011-12	Gentry, George	1919
Cooke, Robert	1949	Desjarlais, Devin	2014	Faw, Paul	1925	Gentry, Sam	2015-16
Cooksey, Dave	1974-75	DeVelviss, Ted	1939	Feather, Adlai	1915-16	Gentry, Wilber	1939-40
Coon, John	1952-54	DeWolf, Ed	1910-11	Feather, Landis	1915	Gerhardt, Herbert	1924
Cooper, Devin	1985-86, 1988	DeYoung, Donnie	1982-85	Felder, Herbert	2005-08	Gerhardt, Scott	1998-01
Copple, James	1999-00	Dibbles, Larry	1971-72	Felicitetti, Lawrence	1941-42, 1947	Gerhart, Coltin	2017-18
Corn, Poe	1930-31	Dickey, Brayden	2018	Fellis, Pete	1936-37	Gerpheide, Ben	1919-20
Cornish, Gillette	1909	Dickson, Mike	1976-79	Fennell, Oscar	1970-71	Gerpheide, Louis	1920
Coughlan, Dick	1957-58	Diller, Rich	1971-73	Fenwick, Tyler	1998-99	Getter, B. E.	1943, 1946-47
Coulter, Kyle	2001-04	Dilworth, Mark	1982	Ferguson, Bobby	1981-82	Ghent, Chuck	1980-81
Counter, Dwight	2000-03	Dinelli, Dante	1934	Ferguson, Maxwell	1922	Ghormley, Chad	1991
Court, D. B.	1953-55	Dingwall, B. T.	1933-35	Ferguson, Rick	1969	Ghouston, Abe	1993-94
Coverley, Dan	1993-94	Dinkelmann, Frans	1997-99	Ferguson, Rodney	2004, 2006-08	Gibson, Tom	1937-39
Coverley, Rod	1993-94	Ditmore, Tyson	2004-07	Fernandez, Cruz	1934	Giddens, Frank	1977-80
Cox, Dakota	2013-16	Doar, Fred	1944, 1946	Fernandez, Joey	1991-92	Gill, Ed	1978-79
Cox, D.D.	2003-04	DoBell, Bob	1937-38	Ferry, Ken	1975	Gill, George	1957-58
Cox, John	1953-55	Dolzadelli, John	1925-28	Fields, Chris	1972	Gillaspy, A. P.	1944
Cox, Roger	1950-52	Donohue, Dan	1925	Fields, Sharay	1978-80	Gillespie, William	1968
Cozzens, L. C.	1941	Donaldson, Kenya	2014-16	Fiola, Joe	1999-01	Gipson, Teriyon	2013-16
Craig, Rex	1920	Donaldson, Terence	1984-87	Fiorino, Vince	1946-48	Girgle, Jacob	2016-17
Crampton, Jay	1951-54	Donaldson, Tyler	2006-07	Fish, Jack	1928-29	Giroue, Rick	1977
Crandall, Bob	1957-59	Doran, Tony	1996-97	Fisher, Reginald	1926	Givens, Aaron	1987-90
Craven, Harry	1925-27	Dorris, Paul	1935-37	Fitzgerald, Dan	1971	Givens, Karlin	2009-10
Crawford, Bernard	1903, 1905	Douglas, Danny	1986	Fitzsimmons, Dick	1961-62	Gladding, R. D.	1910-11
Creagan, Scott	1988-89, 1991-92	Douglas, Darren	1985-87	Fitzwater, Terry	1967	Glass, Larry	1960
Crebbs, Chester	1915	Douglas, James	1940	Flack, Jordan	2017-18	Glavey, Tom	1935
Creecy, Carson	1924-25	Drake, Richard	1954-56	Flakes, Curtis	2001-04	Glassman, Mason	1925-28
Cresap, Zach	2002-03	Drennan, Q'	2016-17	Flores, Richard	1979	Gleason, Andy	1993-96
Crespin, Ahraya	2009	Driscoll, Myron	1982-84	Flowers, Nahje	2017-18	Glovetski, Ronald	1956
Creswell, Lewis	1953	Drury, Mike	1983	Fobbs, Charleston	1986-88	Godfrey, Stump	2010
Crews, Curtis	1989-90	Duff, John	1987-88	Foley, Tim	2011-13	Golden, Terrell	2000-03
Crist, Elmer	1930	Duffy, Francis	1965	Folk, David	1988-91	Goldstein, Matt	2002
Crist, Robert	1927-29	Duke, Paul	1960-61	Fonua, Tevita	2016	Gomes, Joe	1984-85
Crocco, Victor	1941, 1946	Dunaway, Ed	1972	Fontes, A. W.	1943	Gongbay, Crusoe	2011-14
Crockett, David	2001-02	Duncan, Donnie	2011, 2013-15	Foraker, Creighton	1917, 1919	Gonzales, Danny	1996-98
Cromartie, Jim	1960-62	Duncan, Pat	1985	Foran, Nick	1942-43, 1947	Gonzales, Gilbert	1985
Crompton, Jack	1942	Duncan, Robert	1972-73	Forrest, Bob	1975-76	Gonzales, Jake	1975-77
Cropley, Stanley	1934-35	Duncan, Tyler	2013-15	Forrest, Bubba	2008-11	Gonzales, Santiago	1906
Crosby, Al	1985	Dungan, Don	1970-71	Forrest, Mike	1976-79	Good, Dennis	1966
Crosby, Lee	2015-16	Dunlap, Troy	1994, 1996	Foster, Alfred	1942	Good, Mike	1988-91
Cross, Joe	1931-32	Dunnigan, Chester	1920	Foster, Carl	1977-78, 1981	Goode, Pete	1927-30
Cross, Richard	1983	Dutton, John	1922	Foster, Mannie	1929-30	Goodloe, Marcus	1989-92
Crowder, Alex	1991-94	Dutton, Pete	1924	Foster, Melvin	2004	Goodson, Chester	1972-74
Crum, Curtis	1964	Dwyer, Bill	1937-38	Foster, Ted	1956	Gordon, Lennox	1995-98
Crum, Thomas	1984, 1986	Dyche, James	1939-41	Foulkas, George	1965	Gorman, Frank	1969-70
Cuba, Monte	1989	Dye, John	1905	Fountain, Blaise	2016-17	Gorman, William	1909

Gosnell, Wayne.....	1956-58
Grady, Scott.....	1976
Grammel, Charlie.....	2016-18
Gray, Anthony.....	1957-58
Gray, Micah.....	2018
Gregory, Brandon.....	2001-02
Green, Dave.....	1975-76
Green, Lawrence.....	1997, 1999
Green, Steve.....	1991-92
Green, Ted.....	1972-74
Green, Travis.....	2015
Greenfield, Cora.....	1914
Greenleaf, Frank.....	1919-22
Greenwood, Al.....	1981-82
Greer, Bo.....	2005-06
Greer, Jacori.....	2010-13
Grenko, John.....	1924-25
Griffin, Chris.....	1992-95
Griffin IV, Jay.....	2017-18
Grossman, Herbert.....	1951-52
Grueter, Kenneth.....	1921-22, 1924
Gruner, Brad.....	2008-10
Guerrette, Ray.....	1952-54
Gullick, Frank.....	1958-60
Gurule, Jayson.....	2013
Gustovich, George.....	1939-41
Guthrie, David.....	2013-15
H	
Hackett, Hubert.....	1946
Haemker, David.....	1995
Haile, Jack.....	1938-39
Haines, Bob.....	1974-75
Hakes, Glen.....	1955-57
Hall, David.....	2001-02
Hall, Earnest.....	1909
Hall, Harold.....	1949-50
Hall, Juamar.....	2004-05
Hall, Justin.....	1990-93
Hall, Klint.....	1990-93
Hall, Lamont.....	1987-89
Hall, Logan.....	2004-05
Hall, Lowell.....	1989-90
Hall, Preston.....	1974-75
Hall, Richard.....	1973
Hall, Ron.....	1974
Hall, Shane.....	1985-87
Hall, Tom.....	1936-38
Ham, Nathan.....	1980-81
Hamilton, James.....	1909-11
Hamilton, Ron.....	2001
Hammond, Dale.....	1945
Hammond, Lynn.....	1922
Hammond, Robert.....	1964-65
Hampton, Lon.....	2017-18
Hampton, Orvey.....	1962-64
Hancock, Howard.....	1962-63
Hankins, Corby.....	1992-93
Hankins, Spencer.....	1941, 1946
Hannett, George.....	1936-37
Hanson, Javier.....	2000-01
Hanson, R.B.....	1943-44
Harbin, Bill.....	1966
Hardaway, Tray.....	2008-09
Hardin, Jack.....	1956
Harley, Paul.....	1941
Harper, Rantie.....	1997-00
Harrington, Ed.....	1922
Harris, Aleem.....	2005-06
Harris, Chrishone.....	2001-04
Harris, Darius.....	1988
Harris, David.....	1966-68
Harris, Emmanuel.....	2016, 18
Harris, Joe.....	1962-64
Harris, Joseph.....	2010-12
Harris, Mose.....	1917
Harris, Phillip.....	1954-56
Harrison, Charles.....	1965
Harrison, Phillip.....	2006-07
Hart, Alex.....	2015-17
Hart, John.....	1946-48
Hart, Kenneth.....	1947-49
Hart-Johnson, Delane.....	2015, 17-18
Hartshorne, Joe.....	1969-71
Harvetin, H.J.....	1943
Hash, W.J.....	1943
Hatten, Sylvester.....	2007-08
Haury, Richard.....	1973-75
Hawbaker, John.....	1972-73
Hayes, Bill.....	1961
Hayes, Marcus.....	2018
Haynes, Art.....	2003-04
Haynes, Jim.....	1974-77
Haynes, Joe.....	1997
Hays, Guyton.....	1932-34
Heald, Clarence.....	1903, 1906

Heald, Kenneth.....	1903, 1905-06
Heard, George.....	1960-62
Hearn, Ben.....	1945
Heber, Brett.....	1986-89
Heber, Todd.....	1990-92
Heckroth, Lou.....	1971
Hedrick, Howard.....	1940
Hegge, Ron.....	1977-78
Heidrick, Jeff.....	1983
Hein, E.L.....	1944-45
Helton, Clinton.....	1961-62
Hembree, Nate.....	2001-02
Hemphill, Tommy.....	1995-97, 1999
Henderson, Mike.....	1987-90
Henderson, Reno.....	2014-16
Henderson, Roy.....	1929
Hendrick, Doug.....	1964-66
Hendricks, Ace.....	1966-68
Hendricks, Howard.....	1940
Hendricks, Nelson.....	1931
Henington, Rex.....	1965, 1967
Henington, Scott.....	1961-63
Henley, Jack.....	1937-39
Henry, Daniel.....	2014-16
Henry, Fred.....	1970-72
Henry, Mickey.....	1965
Hensley, Jim.....	1976, 1978
Henson, Brent.....	1981, 1983-85
Henson, Wes.....	1982-84
Hentrup, Garrett.....	2009-10
Herbert, W.M.....	1943
Hernandez, Chris.....	2007-10
Hernandez, Danny.....	1999
Hernandez, Ivan.....	2008-09
Hernandez, Johnny.....	2018
Hernandez, Louis.....	1922-24
Hernandez, Ralph.....	1919-20
Hernandez, Walter.....	1920-22, 1924
Herring, Walter.....	1993-94
Herron, Bruce.....	1975-76
Hessel, Mark.....	1992
Hesselden, Louis.....	1913, 1920
Hettema, David.....	1964-65
Hickman, Bob.....	1941
Hicks, Robert.....	1968-69
Hicks, W.D.....	1937
Hidalgo, Rafael.....	2017-18
Hightower, Beau.....	2006
Hightower, Corey.....	2017-18
Hightower, Paytron.....	2012-14
Hildebrandt, G.J.....	1944, 1946-47
Hill, Brian.....	2010
Hill, Chuck.....	1949-51
Hill, Clyde.....	1941
Hill, Harold.....	1910-11
Hill, Kermit.....	1930-31
Hill, Randy.....	1978
Hill, Reese.....	1939-41
Hill, Warren.....	1936
Hillenbrand, John.....	1977
Hillesheim, Mark.....	1980-81
Hnida, Katie.....	2002-04
Hobdy, Jr., Willie.....	2017-18
Hodges, Patrick.....	2003-06
Hoffman, Skiles.....	1916
Hogan, Larry.....	1978
Holbrook, B.R.....	2009-12
Holler, Jack.....	1967
Hollingsworth, Shawn.....	1979
Hollins, Karnell.....	1989-90
Holloman, Clifton.....	1939
Holman, Carl.....	1903
Holmes, Steve.....	1985-87
Holve, Don.....	1942
Honan, Bernard.....	1946
Hood, David.....	1979-80
Hooks, Anthony.....	2008-11
Hopkins, Edmund.....	1922
Horgan, Edward.....	1922
Horton, Dylan.....	2018
Horn, Jeff.....	1980
Hornfeck, Ray.....	1981-84
Hott, Beau.....	2016-18
Houghtaling, Jeff.....	1994-96
Houston, Chris.....	1987-88
Howard, Scott.....	1985-88
Howden, William.....	1929-30
Howes, Jeff.....	1985, 1987-88
Hracek, Alan.....	1967
Hubbard, Don.....	1972-73
Hubbell, James.....	1938-39
Hudspeth, Max.....	1974, 1976-78
Hughes, Garrett.....	2015-17
Hughes, George.....	1946-47
Hughes, Herbie.....	1949-50, 1955

Hugine, J.J.....	2010
Humphreys, Bryan.....	2002-04
Hunt, Ronnie.....	1982-83
Hunter, Chawn.....	1984
Hunter, D.....	1911-12
Hunter, Mark.....	2011-12
Hunter, Weldon.....	1951-52
Hutchins, John.....	1949
Hutchinson, R.....	1911-13
Hutchison, Stephen.....	2004-07
Hyder, Don.....	1951-52
I	
Iacenda, Ted.....	1999-00
Imboden, Carl.....	1944
Irwin, Blake.....	1994-97
Irwin, Lloyd.....	1903
Ivy, Charles.....	1964
Ivy, Jarvis.....	1957-59
J	
Jack, Eric.....	1990-93
Jackson, Barry.....	1989-91
Jackson, Carl.....	1965-66
Jackson, Johnny.....	1981-84
Jackson, Rashad.....	2012
Jackson, Vershad.....	2012
Jacobsen, Evan.....	2009-12
Jaeger, Roland.....	1952, 1954
Jaeger, Shane.....	1994-97
James, Ned.....	1985-86
James, Victor.....	2006-09
Jang, Radson.....	2018
Jasper, Larry.....	1960-62
Jaworsky, Eric.....	1997-99
Jenkins, Aaron.....	2015-18
Jenkins, Curtis.....	1935-36
Jenkins, Darren.....	1981-84
Jenkins, Jerome.....	2007-08
Jenkins, Robert.....	1927, 1929
Jensen, Kurt.....	1989-90
Jensen, Robert.....	1960-62
Jeter, Calvin.....	1964-65
Johannemann, Seth.....	2007-08, 2010
Johnson, A.J.....	2011
Johnson, Bob.....	1974-75
Johnson, Brandon.....	2008
Johnson, Brian.....	1998-01
Johnson, Casey.....	1998-99
Johnson, Che'.....	1995-1998
Johnson, Daniel.....	1993-96
Johnson, Darryl.....	2010-13
Johnson, Javarie.....	2012-14
Johnson, Julius.....	1980-82
Johnson, Kelvin.....	1983-84
Johnson, Michael.....	1980-83
Johnson, Nick.....	1981-84
Johnson, Randy.....	1987
Johnson, Reginal.....	1996-99
Johnson, Tim.....	1977
Johnson, Thomas.....	1968
Jones, Albert.....	1991
Jones, Clarence.....	1976-77
Jones, Cranston.....	2012-15
Jones, Daryl.....	2006-09
Jones, Greg.....	1972-74
Jones, Jack.....	1932, 1934-35
Jones, Javohn.....	2016-18
Jones, Jeffrey, Jr.....	2018
Jones, Howard.....	1974
Jones, Ogle.....	1921-22
Jones, Rick.....	1973-74
Jones, Ridge.....	2013-15
Jones, Sheriron.....	2018
Jones, Taihi.....	1991
Jones, Tony.....	1984-85, 1987-88
Jones, Tyrone.....	1984-85
Jones, Wendell.....	1984
Jones, Woody.....	1966-68
Jordan, Avery.....	2016-17
Jordan, Lamar.....	2014-17
Jordan, Romell.....	2014-15, 17
Joseph, Emmanuel.....	2017
Josue, Hebrews.....	2001-02
Jourdan, William.....	1942-43
Journagan, Travis.....	1996-98
Juarez, Cole.....	2014
Juarez, James.....	1953-55
Jurasek, Joe.....	1980
K	
Kaiser, William.....	1951-52
Kannike, Musa.....	1987-88
Karsten, Karl.....	1910
Kase, Cody.....	2004-07

Katz, Leo.....	1942
Keasler, Ed.....	1933-34
Keeler, Billy.....	1989-90
Keeran, Bob.....	1974
Katz, Leo.....	1942
Keasler, Ed.....	1933-34
Keeler, Billy.....	1989-90
Keeran, Bob.....	1974
Kegler, Daniel.....	2001-03
Kelleher, J.P.....	1944-45
Keller, Ron.....	1983-86
Kelley, Buster.....	1922
Kelly, Ben.....	1946-47
Kelly, Brent.....	1985-86
Kelly, Casey.....	2001-03
Kelly, Charles.....	1962-63
Kemp, Tony.....	1988
Kennedy, Brett.....	2008-11
Kenney, Donald.....	1956
Kennedy, George.....	1960
Kiethly, Ray.....	1935-36
Kilby, Anthony.....	2005-07
Kincaid, Shannon.....	2000-03
King, C.R.....	1944-45
King, Todd.....	1985
Kirby, Karlos.....	1990
Kirk, Ty.....	2009-12
Kirkindoll, Mike.....	1986
Klein, Edward.....	1941-42
Klein, Todd.....	1970-71
Knapp, Wilson.....	1948-50
Koch, James.....	1956-58
Koehler, Charles.....	1948
Kohl, Ronald.....	1970-72
Konte, Abdullah.....	2007-08
Konte, Mohammed.....	1998-01
Konte, Sulayman.....	2000-01
Kopecky, Rick.....	1974-75
Korpietz, Larry.....	1969-71
Korte, Merle.....	1947-49
Koskovich, Charles.....	1951-53
Koskovich, Mark.....	1976-78
Kosor, John.....	1960-62
Kostenbader, Kenneth.....	1949-50
Kowalczyk, Joey.....	1991-93
Koury, Gene.....	1948
Kozial, Julius.....	1967-69
Krall, Rudy.....	1945-48
Kranz, Roger.....	1957-59
Kreuter, Norman.....	1967
Kubowicz, Mike.....	1971-73
L	
Laberrere, Paul.....	1971-72
Lackey, Laurance.....	1912
Lafferty, Todd.....	1979-80
Lahusen, George.....	1967
Lamm, Jack.....	2013, 16
Lane, John.....	1979-82
Langford, Ryan.....	2014-15
Langston, Calvin.....	1915-16
Lapraik, Jack.....	1912-13, 1915
Lara, Danny.....	1986-87
Larson, Ed.....	1988
LaShell, Eugene.....	1942
Latchison, Jaymar.....	2008-11
Lauderdale, Dick.....	1952-54
Lawler, Larry.....	1980-81
Lawson, Jajuan.....	2016
Lawson, Nicky.....	2007
Lawson, Skip.....	1969-71
Laeden, Bill.....	1981-83
Leach, Jeremy.....	1988-91
Leadbetter, Thomas.....	1964-66
Leavell, Orlando.....	1986-87
Lee, Chester.....	1913-14
Lee, Chris.....	2014-15
Lee, Floyd.....	1912-14
Lee, Robert.....	1952-54
Lege, Ken.....	1973-74
Lehman, Nick.....	2014-15/6
Leiblich, James.....	1967
Leigh, Graham.....	1996-98
Leigh, Kevin.....	1998
Leigon, Steve.....	1964
Leisk, H.....	1944
Leland, Todd.....	1984
Lembke, Charles.....	1906, 1909-11
Lenoir, Scott.....	1984
Lennon, John.....	1968
Lenzmeier, Jason.....	2000-03
LePlatt, Jack.....	1942
Letuligasenoa, Tony.....	1971-72
Levingston, Donald.....	1988-90
Levstik, David.....	1989-91
Lewis, Chris.....	2015-16

Lewis, Jay.....	1931	Martin, Bertrand.....	1995	Mickelson, Bob.....	1944-45	Niemants, Marion.....	1937-38
Lewis, Julian.....	2011	Martin, Donté.....	2018	Miksch, Doug.....	1979	Noe, Henry.....	1969-70
Lewis, Kenny.....	1997-98	Martel, John.....	1937-38	Miles, Ben.....	1945	Novak, Jay.....	1992-93
Lewis, Tim.....	1968-69	Martin, Danny.....	2007-09	Millae, Justin.....	2000-02	Nohl, Louis.....	1915-16
Leyba, Eddie.....	1956	Martin, Nias.....	2015-16	Miller, Adam.....	2008-09	Noland, J.....	1944, 1947-48
Leyva, Porky.....	1954-56	Martin, Ricky.....	1976-78, 1980	Miller, Bart.....	2006-07	Nuckolls, Norman.....	1950-51
Ligon, Blake.....	2005-08	Martin, Will.....	1991-92	Miller, Casey.....	1978-79	Nunley, Lon.....	1982-85
Lilly, Elijah.....	2016-18	Martinez, Art.....	1985-88	Miller, Floyd.....	1920		
Lindstrom, Steve.....	1976	Mason, J.V.....	2011	Miller, George.....	1957		
Lipp, Maurice.....	1929-31	Matealiona, Tuli.....	1992-93	Miller, Hurald.....	1942		
Lisker, John.....	1993-94	Mathews, Glen.....	1994	Miller, Kameron.....	2017-18	Oakes, George.....	1970-72
Litchfield, Don.....	1950	Mathiasmeier, Mark.....	1982-84	Miller, Mickey.....	1941-43	O'Bannon, Turhon.....	1992-93
Littrell, Ike.....	1911-13	Mathis, Terance.....	1985-87	Miller, Samuel.....	1903	O'Brien, Jon.....	2004-07
Lively, Dennis.....	1961	Matison, Rene.....	1968	Mills, DeShawn.....	2009-12	Ocampo, Aaron.....	1997
Livingston, Frank.....	1933, 1935-36	Matteucci, Ralph.....	1951-53	Milner, Derrick.....	1995-98	Ocasio, Austin.....	2016-17
Locksley, Meiko.....	2011	Matthews, Dave.....	1946-48	Milton, Richard.....	1946-48	Oglesby, Barton.....	1940-41
Logan, Grant.....	1951-52	Matthews, Jasper.....	1993	Minuti, Dennis.....	1971	Ojeda, Hugo.....	1990-93
Logan, Karl.....	1989-90	Matthies, Richard.....	1967	Miranda, Max.....	1995	Okonkwo, Kene.....	2014-15
Loken, Arnold.....	1940-41	Maull, Kerry.....	1987	Mitchell, Robert.....	1981-82	Oldenkamp, Bryan.....	2013
Lollie, David.....	1984-87	Maurer, Dave.....	1999	Mitchem, Clayton.....	2013-14	Oliver, Jamie.....	1996-97
Lomarri, Joe.....	1931	Maurer, Jim.....	1968	Moar, Hector.....	1929	Oliver, Jon.....	1999-01
Long, B.J.....	1998-01	Maxwell, Kenneth.....	2014-15, 17	Moates, Guy.....	1945	Oliver, Scott.....	1966-68
Long, Boyde.....	1957-59	May, Eric.....	2000	Mobley, Justin.....	1999	Oliver, Winslow.....	1992-95
Long, Deon.....	2011	Mayo, Joseph.....	1903, 1905	Moffa, Reno.....	1947-49	O'Neal, Albert.....	1964-66
Long, Malcolm.....	1924-27	Mazotti, Tony.....	2000-01	Moffitt, Cort.....	1999	O'Neal, William.....	1965
Long, Rocky.....	1969-71	Mazzella, Mike.....	1982-84	Mohoric, Mike.....	2002-05	Ordenstein, Jacob.....	1999
Lookingbill, John.....	1948-49	Mazzone, Noel.....	1976-78	Molina, Aaron.....	2017	Ordenstein, Kawika.....	1997
Looney, Pat.....	1982-84	McAlpine, Edward.....	1954	Monfort, Avery.....	1938-39	Orrison, Clay.....	1986-87
Lopez, Clayton.....	1990	McAlester, Gary.....	1973	Monk, Albert.....	1924-25	Ortega, Gabe.....	2017-18
Lopez, Emilio.....	1935-36	McArthur, Stewart.....	1919-20	Moore, Alan.....	1977-79	Orvick, David.....	2012-13
Lopez, Flavio.....	1997	McBain, Mat.....	2012-13	Moore, DonTrell.....	2002-05	Osborn, David.....	1979-82
Lopez, Tim.....	1981-83	McBee, Tom.....	1969-70	Moore, Ivory.....	1968	Ottmann, James.....	1960-63
Lott, Jerry.....	1954-56	McCabe, Brian.....	1984-87	Moore, J.....	1943	Overacker, Aaron.....	2018
Lovato, Jeremiah.....	2006-08	McCall, Kim.....	1988-91	Moore, Monty.....	1971-73	Owens, Al.....	1987-88
Lovato, Martin.....	2001-03	McCall, Nate.....	1970-71	Moore, Terry.....	1992-93	Owens, Tyrone.....	2015-18
Love, Montez.....	1981-84	McCanna, Joe.....	1913	Moore, William.....	1927-28	Owens, William.....	1978-79
Lovett, Bruce.....	1963	McCarthy, Tom.....	1933	Moores, Mark.....	1988-91	Owens, Willie.....	1988
Lovett, Gerald.....	1949-50	McClellan, Alfred.....	1903	Morales, Andy.....	1955, 1957-58	Owensby, Fred.....	1941
Lozier, Bob.....	1958-60	McClintick, Ross.....	1941	Morales, Manuel.....	1949-50, 1953		
Lucksinger, Brett.....	1994	McClure, Dwight.....	1917, 1919-20	Moran, Kentrail.....	2017		
Luksich, John.....	1939-41	McClure, Rashad.....	1999-01	Morgan, Bobby.....	1952-54	Pafford, W.B.....	1944-45
Luse, J. W.....	1903	McConnell, Chalmers.....	1909	Morgan, Bobby.....	1960-62	Pagador, Steve.....	1994-95
Lusk, Greg.....	1982	McCormack, Butch.....	1974-75	Morgan, Eric.....	1989-90	Paige, Frank.....	1981
Luther, Barry.....	1984-87	McCormick, Van.....	1987	Morris, Gayland.....	1964-65	Paiz, Abedon.....	1934-35
Lutjens, R.D.....	1944	McCown, Quinton.....	2012-13	Morris, George.....	1980-81, 1983	Palmer, Robert.....	1934
Lutz, Tim.....	2008	McCracken, Ed.....	1941	Morris, Horse.....	1951	Panzica, Richard.....	1952-53
Lyden, Joseph.....	1947	McCray, Chris.....	1989-92	Morris, Nate.....	1989-90	Paoli, Joel.....	2003
Lyles, Jamarr.....	2010-11	McDavid, Marcus.....	1996-99	Morris, Tom.....	1974-76	Papini, Don.....	1951-52
lynch, Joe.....	1953-54	McDavid, Paul.....	1935-37	Morris, Barney.....	1938	Parker, Bijon.....	2015-18
		McDonald, Calvin.....	2002-03	Morrison, George.....	1929-30	Parker, Marcus.....	2002-05
		McDonald, Keith.....	1970, 1972-73	Morrison, George.....	1929-30	Parks, Pete.....	1980-82
		McDonald, Lavon.....	1945-47	Morrions, Guillermo.....	2000-02	Parr, Steve.....	1983-84, 1986
		McDonald, Ramos.....	1996-97	Morrison, Jay.....	1969-70	Parrish, Sammie.....	1980
		McDougal, Cloise.....	1941-43	Morrison, Ronald.....	1958	Parrish, Sammy.....	1980, 1982
		McGillivray, Calvin.....	2010-12	Morrissey, Jack.....	1940	Parrish, Toby.....	1972-74
		McEwen, Jack.....	1941-42	Morrow, Dion.....	1988-90	Parsons, Critchell.....	1930-31
		McFarland, Jack.....	1926-28	Morse, Donald.....	1952-53	Patterson, Paul.....	1944
		McFie, J.R.....	1909	Moseley, William.....	1945	Patton, Perkins.....	1917
		McGarrahan, Scott.....	1994-97	Mosley, Edwin.....	1970	Paulsen, Herbert.....	1917
		McGary, Orié.....	1914	Mosley, Javon.....	2018	Paulsen, Jesse.....	2009
		McGill, Curt.....	1975-78	Mosley, Major.....	2004-07	Pautsch, John.....	1966-68
		McGowan, Lelonta.....	1998	Moss, Charles.....	1999-2002	Paxon, Matt.....	1977
		McGrew, Jimmy.....	1995-96	Moten, Derrell.....	1998	Payne, Brandon.....	2003-04
		McGuire, Dan.....	1985	Mount, Tracy.....	1979-82	Pearce, Cullen.....	1920-22
		McGuire, Onie.....	1930-32	Mudgett, Leon.....	1909, 1911	Pearlman, Gavin.....	1993-94
		McIntyre, Boleslo.....	1940-41	Muersch, Randall.....	1967	Pease, John.....	1912
		McKamey, Kole.....	2003-06	Mulcahy, Harold.....	1925-26	Peavy, J.....	1906
		McKay, W.R.....	1944	Mulchrone, John.....	2005-06	Peek, Patrick.....	2018
		McKee, Don.....	1948-49	Mulkey, Don.....	1949-51	Pegue, William.....	1946-50
		McKeown, Jerry.....	1947-48	Muller, Roy.....	1969	Penley, Bryan.....	2000-03
		McKinley, Herb.....	1991-93	Mummert, Ryan.....	1992-95	Pennington, Terrance.....	2002-05
		McKinney, David.....	1998-99	Muniz, Mike.....	2010-11	Peppin, George.....	1939-40, 1945
		McLaughlin, William.....	1950	Murcy, Auburn.....	1926-27	Perez, Danny.....	2002
		McMullen, James.....	1950	Murphy, Joseph.....	1954-55	Perg, Tom.....	1973
		McNitt, Jay.....	1959-61	Murphy, William.....	1935, 1937	Perkins, Archie.....	1931-33
		McPeck, Clint.....	2006-09	Murray, Langston.....	2018	Perkins, Don.....	1957-59
		McPhearson, Emmanuel.....	2009-11	Mushonga, Lumumba.....	1990	Perkins, Jeff.....	1977
		McQuarley, Richard.....	2015-17	Myer, Steve.....	1974-75	Perkins, Rex.....	1990-91
		McQueen, Jermaine.....	2007-08	Myers, Frank.....	1902	Perry, Floyd.....	1974
		McSmith, Marvin.....	1951-52			Pesce, Mike.....	1982
		Meadows, Edwin.....	1961-62			Persley, Stephen.....	1998-01
		Mears, Maurice.....	2008-10	Naglich, Vince.....	1944-45	Peterson, Darvin.....	2005
		Meinershagen, Richard.....	1935-37	Natali, Vince.....	2004-07	Peterson, Chris.....	1970
		Mello, Richard.....	1979-83	Neal, J. W.....	1949-50	Peterson, Scott.....	1993-1995
		Meillon, Bascom.....	1992	Ned, Kevin.....	1995-96	Pettenuzzo, Mike.....	1972-73
		Mequet, Dave.....	1987-88	Neely, Cody.....	2008-10	Pettet, Chuck.....	1974-75
		Mermer, Sean.....	1984-85, 1988	Nelson, Chris.....	2005-06	Pettet, Earl.....	1974-76
		Merrill, Tim.....	2008	Nelson, Dick.....	1941	Pettinger, Scott.....	1988-91
		Merritt, Jamal.....	2011-12	Nesbitt, Jerry.....	1955-57	Pettis, Bob.....	1963
		Merritt, Spencer.....	2009-11	Nesbitt, Mike.....	1992-93	Pettus, Brooks.....	1940
		Mertz, G. H.....	1943-45	Nesmith, Woodrow.....	1937-38	Petty, Scott.....	1979
		Messer, Brian.....	1997	Ness, Dick.....	1963-65	Pfeuger, Max.....	1931-33
		Messina, Carmen.....	2008-11	Ness, Gary.....	1961, 1963	Pharr, Kenneth.....	1948-49
		Metzger, Jered.....	2007	Nettles, Aaron.....	1997	Phillips, James.....	1917
		Meyer, Ronald.....	1967-68	Newman, Tevin.....	2011-14	Pickett, Doug.....	1984
		Meza, Frank.....	1964-65	Newton, Kevin.....	1988	Pierson, John.....	1960-61
				Nicholl, Rob.....	1989-90	Pierson, Robert.....	1962-64
							</

Pikington, Bud	1937
Pino, Curtis	2004-06
Platt, Jeff	1989-90
Plum, Jason	1997-99
Plumlee, Gary	1963-64
Plumley, Johnny	1978
Poehlmann, Matt	2002
Polk, Eugene	1948-49
Pollard, Gerald	1967
Popejoy, John	1922
Popejoy, Tom	1921-24
Porterie, Donovan	2006-09
Pound, Marlin	1951-54
Powdrell, Mike	2004-05
Powell, Everett	2016-17
Powless, Clarence	1931, 1936
Pratt, William	1903
Presente, Joseph	1967-68
Pressley, Jhurell	2012-15
Pribble, Dick	1955-56, 1958
Price, Harry	1969-71
Price, Jamal	2011-14
Price, Milton	1949
Price, Randle	1997-98
Price, Robert	1909
Probert, William	1912-13
Prock, Lavern	1956-57
Proctor, Malcolm	2013
Prohaska, Jerry	1957, 1959
Prokopiak, Mike	1950-52
Puccetti, Loe	1929
Purvis, Jason	1996-99

Q

Quarells, Matt	2015-16
Quillen, Matt	2005-08
Quin, Glover	2006-08
Quintana, Stan	1963-65
Quist, Buster	1956-57

R

Rainer, Reggie	1990-93
Rainey, Johnathan	2008-10
Rainey, Rashad	2012-13
Rall, Bob	1965-66
Ramirez, Daniel	2003-05
Ramsay, Brian	2006
Rankin, A. G.	1940
Ratcliff, Brandon	2000, 2002-03
Ratzlaff, Fred	1971-72
Raven, Carl	1982-83
Ray, John	1979
Ray, S. G.	1978-79
Raymer, Matt	2011-12
Reardon, William	1925-27
Redmond, Ike	1926
Reed, Jeff	1988
Reed, Lucas	2009-12
Reed, Patrick	2015-17
Reid, Harold	1960
Reidy, John	1929-30
Reina, Frank	1984-85
Renfro, Charles	1924-26
Renfro, Everett	1929
Renfro, Fred	1937-38
Renteria, D.J.	2000-03
Repetto, Gary	1965
Rettko, Bill	1952
Reyes, Daniel	1998-99
Reynolds, Fred	1948-50
Reynolds, Steve	1937-38
Rice, Lucien	1930
Rice, Ryan	2001-03
Rice, W. E.	1944
Rich, Randy	1972-75
Richardson, Kris	1989
Rideout, Garland	1927
Riley, Dick	1928-29
Riley, Harold	1955
Rice, Ryan	2001, 2004
Ringland, Frank	1911
Rivara, Greg	2012
Roadstrom, Roger	1988-89, 1991
Robbins, Kirk	1998-01
Roberts, Chuck	1957-59
Roberts, Jack	1941
Roberts, Orville	1941
Robertson, Henry	1938-39
Robison, Pete	1974-76
Roquemore, Levi	1994
Rodgers, Frank	2001
Rodgers, Reggie	1987
Rogers, De'John	2018
Rogers, DeMarcus	2012-13
Rogers, Glen	1919

Rogers, Glenn	1983-86
Rogers, Mel	1919
Rogers, Pat	1972
Rogers, Zack	2014-15
Rojas, Michael	1964
Romero, Fred	1979
Romero, Jeff	1985
Romero, Martin	2003-04
Romero, Pedro	1917
Romero, Steven	2013-16
Romine, Dillon	2013-15
Rose, Mason	1956-58
Ross, D'Angelo	2017-18
Ross, Edmund	1905-06
Ross, Gilbert	1939
Ross, Henry	1980
Ross, Houston	1969-71
Ross, Ken	1969
Ross, Mike	1997-98
Ross, Ned	1943
Rossean, Troy	1990-91
Rothschiller, Jake	2015-17
Rothschiller, Kyle	2016-17
Roy, Tre'Von	2014
Royston, John	1985
Rozzell, Ja'Mine	1996
Rucker, Billy	1984-86
Rucks, Mike	1966-68
Rumbaugh, Robert	1976-78
Runcorn, Wilbert	1955
Rupcich, Mark	1973-75
Rupp, Zach	2002-03
Rushing, Jack	1939
Russell, Marty	1979-80
Russell, Ricky	1984-85
Russo, John	2013-16
Rutherford, Wayne	1941
Ryan, Tom	1976-78
Ryder, W. W.	1943-44

S

Saavedra, Aaron	1993-95
St. Aubyn, Jared	1998
Salanoa-Tuioti, Tevaka	2017
Salas, Marcus	1942-44
Saltes, Teton	2017-18
Sampson, Lawrence	1965
Sampson, Reginald	1996-99
Samuelson, Jon	1997-99
Sanders, Claude	1939-40
Sanders, Jack	1939
Sanders, Jason	2014-17
Sanders, Rashaun	2001-03
Santiago, Bobby	1960-62
Santos, Ryan	2013-16
Sargovetz, Greg	1967-69
Saulsberry, Joshua	1906, 1909
Sauter, Steve	1981-84
Savale, Rich	1969
Sawyers, Dan	1955
Sayers, Jim	1977-79
Scanlon, Tim	1967
Scarber, Sam	1968-70
Scarlett, Michael	2008, 2010-11
Schaefer, Matt	1978-79
Schlick, Karl	1931, 1936
Schlick, Mike	1955
Schmidt, Michael	1961-62
Schultz, H. P.	1944
Schultz, Jay	1988-90
Schuman, Walt	1931-32
Schweer, Fred	1993
Scott, Don	1947-48
Scott, Gene	1959-61
Scott, Jordan	2006-07
Sebben, J.	1902-03
Seder, Howard	1910, 1913
Sedillo, Frank	1979-81
Seery, Alfred	1928-30
Seery, Carl	1938-40
Seery, George	1931-33
Seery, James	1930
Seiders, Sherman	1967
Segears, Eddie	1966-67
Seis, Wally	1965-66
Selander, Joe	2002-05
Sellers, Donald	1995-96
Sells, Joe	1983-86
Selva, Lawrence	1906, 1909-10
Senesio, Peter	1916
Server, Leon	1941-43
Severns, Ralford	1930
Sevila, Al	1970
Sewell, Jr., Michael	2017-18
Sganziini, William	1919-20

Shakir, Yousuf	2008
Sharper, Terrence	1991, 1993-95
Shaski, John	1958-60
Shaw, Mike	1972
Shaw, William	1968-69
Sheehan, Charlie	1975-76
Shelley, Andrew	2018
Shelton, Chris	1994-97
Shepherd, Derrick	2001
Shepherd, Sherman	1984
Sheppard, William	1946
Shetler, David	1964-65
Sheyka, Pete	1939
Shields, Hastings	1913-14, 1916
Shipkowski, John	1969-71
Shipley, Ron	1988, 1990
Shirley, Roark	1976-77, 1979
Shook, Brandon	2018
Shufflebarger, Frank	1913
Shuler, Zahneer	2017-18
Shultz, Ben	1978-80
Shultz, Bob	1975-76
Shupryt, Bob	1977-80
Silva, Jose	1909
Silver, Dan	1967-68
Silver, Don	1967-68
Simmons, Ewing	2016
Simmons, Matt	1994-95
Simmons, Vaughn	1986
Sims, Eric	1991
Simpson, Al	1938-39
Simpson, Jake	1980-82
Singer, Bob	1937
Sitkowski, Paul	1970
Skaer, Ben	2010-13
Skandale, George	1939
Skapinec, Steven	1941
Skene, Derek	1982-84
Skene, Scott	1982-85
Skidmore, Frank	1934-36
Skinner, Grant	1997-98
Slater, Steve	1988-91
Slivkoff, J.J.	1943
Sloan, David	1993-94
Sloan, Gary	1956-57
Smalls, Christopher	2013, 2015
Smelser, Geoff	2014
Smith, Calvin	2010
Smith, Chad	1995-98
Smith, Charles	1941
Smith, Cleveland	1994
Smith, Darwan	1941
Smith, Doug	1978-79
Smith, E.	1910
Smith, Frank	1934, 1936
Smith, James	1941-43
Smith, Ken	1971-72
Smith, Manny	2001
Smith, Marcus	2004-07
Smith, Mike	1988-91
Smith, Myrl	1946, 1948
Smith, Paul	1965, 1967
Smith, Tate	2008
Smith, Wade	1990
Smith, Wales	1905
Smylie, Tom	1957
Snook, Eugene	1937-38
Snyder, Don	1968
Somoye, Anu	2016-18
Solomon, Creighton	1993-94
Solomon, Frankie	2006-09
Solomon, Quintell	2009-12
Soremekun, Adebayo	2018
Sorenson, Jeremy	2000-01
Southard, Engle	1952-54
Sparlin, Deinzele	1940
Spear, Phillip	1956-57
Speegle, Nick	2001-04
Speer, William	1948-50
Spencer, Dennis	1979-80
Spiller, LaMarcus	1999
Spinelli, Bobby	1953-55
Spitzer, Jerry	1941
Spitzer, Richard	1940
Spooner, Phillip	1954
Spriggs, Dan	1970-72
Stafford, Rishard	1998
Stallings, Bucky	1962-63
Stamm, Roy	1896-98
Stanton, Marcus	1996-97
Stanton, Mark	1988
Stapley, Kyle	2018
Stapp, Clay	1994
Stark, Kevin	1977-78
Statler, R. D.	1943-45

Steed, John	1916
Steele, Berry	1968
Steele, Mike	1972
Steele, Steven	2016-17
Stein, Sean	1999
Stell, Durward	1961
Stell, Joe	1948-49
Stephens, Henry	1997-99
Stevenson, Anthony	1985-86
Stewart, Carmeiris	2009-11
Stewart, Gil	1974-75
Stewart, James	1988
Stewart, John	1969
Stewart, John T.	1961
Stine, Tom	1969
Stinnett, Rufus	1927-28, 1930
Stinnett, Marion	1922
Stokes, Eddie	1961-63
Stone, Alan	2004
Stone, Terry	1967-68
Stoner, Joe	2009-12
Stowell, Alex	1991
Straub, Mitch	2007-08
Streid, Matt	2008
Strom, Charles	1911
Strong, Grover	1902
Strother, Billy	2002-03
Stull, Tyson	1992
Sukkary, Hany	1989, 1991
Sullivan, Brad	1988-91
Sullivan, John	2007
Supergan, Bob	1973-74
Suplizio, Sam	1952
Sutton, Daniel	2018
Sutton, Jon	1975-78
Swan, Carl	1949-50
Swan, Robert	1956-57
Swanson, Steve	1969-71
Swearengen, Bob	1934
Swift, OJ	2005-07
Sylvia, Bobby	1991
Sylvester, Jarred	2018
Symons, Greg	1971-73

T

Tabannah, Devonta	2011-14
Tafoya, Alfred	1942-43
Taggard, Joseph	1961
Tallent, Derek	2007
Tamaivena, Siti	2017-18
Tamura, Ron	1982
Tannehill, Charles	1937-39
Tascher, J.	1903, 1906
Taufalele, Joshua	2008-09
Taylor, Draven	2014
Taylor, Lawrence	1946
Taylor, Robert	1981
Taylor, Ryan	1996-97
Taylor, Sam	1986-87
Teal, Anthony	1998
Templeton, Earl	1977-78
Terpening, A.L.	1952-54
Terrell, Claude	2001-04
Terry, Adrian	1999-01
Terry, R. W.	1944
Thacker, Chad	1997-98
Thayer, James	1941
Theragood, Frank	1976
Thomas, Bob	1957-59
Thomas, Gordon	1932
Thomas, Johnnie	1994
Thomas, Kenny	1992-93
Thomas, Lamaar	2011-12
Thomas, Mike	1986, 1988-90
Thomas, Milton	1993, 1995-97
Thomas, Roston	1992-95
Thomas, Terrence	2000-03
Thomas, Zach	1968
Thompson, Bill	1941-43
Thompson, Carl	1988
Thompson, Charles	1955-56
Thompson, Dave	1974-76
Thompson, Evroy	2003-05
Thompson, Germany	1998-99
Thompson, Jon	1989-90
Thompson, Kevin	1976
Thompson, Tommie	1922
Thompson, W.	1943
Tidwell, Dennis	1963-64
Tiedemann, Rick	1988-89
Timmons, Taylor	2015-16
Timpe, Dennis	1970
Tisdale, Casey	1998-99
Tohi, Evahelelotu	2017-18
Tolliver, David	1972-73

Torza, Daniel	1996-98
Toulouse, James R.	1937-38
Traylor, Loyd	1947
Trigg, Ralph	1933
Troublefield, Glenn	1962-64
Tucker, Fred	2003
Tuohy, Michael	2004-07
Turman, Smokey	1974-77
Turner, Ben	1972-73
Turner, Bill	1977-78, 1979
Turner, Brandon	1993-96
Turner, Dave	1962
Turner, Jerry	1977-78
Turner, Mark	1989-91, 1993
Turner, Robert	2003-06
Tural, Willie	1982-85
Tvrdik, Wayne	1963-64
Twitty, Dominic	2012, 2014
Tydings, Nelson	1934-35
Tyner, Matt	1994-97

U

Udeh, William	2013-16
Ulale, Fatu	2011, 2013
Ullom, W.	1942-43
Ulmer, Clint	1982
Umdenstock, Bob	1985-86
Umeh, Anselem	2017-18
Uranich, David	1981-84
Urban, John	1970-72
Urlich, D.L.	1944
Urlacher, Brian	1996-99
Usry, Charles	1986-87
Uzodinma, Ugo	2010-12

V

Vail, Nathan	1993-94
Vainikolo, Alexander "Moana"	2018
Vainisi, Frank	1967
Vaipulu, Steve	1989-90
Valentine, Jack	1941-42
Valentini, Hirau	1946
Vallez, Emilio	1965-67
Vasquez, Raul	1965, 1967
Vaughan, Phillip	1986, 1988
Vaughn, Rick	1993
Vega, David	2013
Vellone, Louis	1963
Venable, Mark	1978-79, 1981
Vieira, Thomas	2017-18
Vigilant, Daevon	2018
Villarruel, Domingo	2001
Vivian, Joe	1961-62
Vizzaino, Johnny	2013-14
Volz, Pascal	1996-97

W

Watchel, Charles	1939
Wadeill, John	1946
Waites, Reggie	1979-81
Wagner, Ken	1966
Walker, A.	1934
Walker, Bob	1934-36
Walker, George	1911-12
Walker, Harry	1947
Walker, Tom	1970-71
Wallace, Chris	1994, 1996-98
Wallace, Rod	1968-70
Wallace, Ron	1973-75
Wallach, Charles	1942
Walsh, Michael	2015-16
Walsh, Rick	1987-88
Walters, Luke	2006
Walton, Gene	1932
Walton, Jack	1931-33
Walton, Kevin	2001-04
Ward, Claude	1962-64
Ward, Dave	1934
Ware, Howard	1969-71
Warfield, Pat	1977-78
Warfield, Steve	1982
Warner, Dave	1988
Warrington, Henry	1952
Washington, Derrick	1989-90
Washington, Jon	2011
Washington, Stacy	1996-99
Watkins, James	1941
Watson, Derek	2001-03
Watson, Jim	1946
Watson, Jim	1949
Watson, John	1951
Watts, George	1938-39
Webster, Steve	1985-88
Weise, Marcel	1986-87
Weisman, Don	1980-81
Weldon, Jack	1949

Wells, Roy	1933-35
Wells, Trimble	1905
Wenk, Robert	1960
Wesley, Zack	1991, 1993-94
West, Ken	2004-05
Westcott, Tim	1975-77
Wheichel, Tom	1943
White, Bill	1968
White, Donnie	2013-16
White, George	1917
White, Larry	1951-54
White, Lynn	1955-57
White, Mitch	1987-88
White, Reece	2012-15
White, Roy	1994-97
White, Wade	1971
Whitehead, Kenneth	1983-84, 1986
Whitehill, Harvey	1932-33
Whitesell, W. A.	1944-45
Wieczorek, Andy	1976-78
Wiegel, Phillip	1941-42
Wiggins, Carlos	2012-15
Wiggins, Holmon	1998-01
Wigley, Robert	1915-16
Willey, Sidney	2002-03
Wilfley, Vernon	1916, 1920-21
Wilhelm, Nick	2008-10
Wilkinson, Tim	1992-93
Williams, Bryant	2008-10
Williams, Chad	1990
Williams, Charles	1931-33
Williams, Derwin	1979-80, 1982-83
Williams, Jerone	1989-90, 1992-93
Williams, Johnny	2016-17
Williams, Ken	1976-77
Williams, Marcus	2017-18
Williams, Mark	1978-79
Williams, Martinez	1996-99
Williams, Maxie	1965
Williams, Mica	2008
Williams, Mike	1975-78
Williams, P.E.	1945
Williams, Randy	2013-14
Williams, Thomas	1916
Williams, Todd	1993-94
Williams, Troy	1973
Williams, Zach	2001
Williamson, Morrelle	1930
Williamson, Todd	1982-84
Williford, Richard	1946-48
Willis, Joe	1943-1948
Wilson, Amos	1999, 2001
Wilson, Don	1978-79
Wilson, James	1925, 1927-1929
Wilson, J.B.	1938
Wilson, Kelly	1981-82
Wilson, Marc	1991-92
Wilson, Ray	1992-93
Wilson, Steve	1974-75
Wilson, Ted	1966
Wilson, Thomas	2005-06
Wilson, Wilber	1925, 1927, 1929
Wimberly, Harold	1946-48
Wingate, John	1994-97
Winkler, Bob	1971-73
Winter, Robert	1969-70
Winston, Carl	1990-93
Winston, Richard	2012-14
With, Marcelle	1934-36
Witkowski, Tony	1951-52
Witten, Oliver	1919-20
Wolcott, Joe	1959-61
Wollitz, Leny	1970
Woodcock, John	1972-73
Woodhouse, Diqoun	2015-16
Woods, Don	1973
Woods, Jameal	1994-97
Woods, Manley	1990-92, 1994
Wooldridge, N.W.	1911
Wooten, Andre	1988, 1990
Wortman, Greg	2014
Wright, Antoine	1995-98
Wright, Brad	1978-80
Wright, DeAndre	2005-08
Wright, James	2008-11
Wright, John	1931
Wright, Quincy	1999-2002
Wylie, Marshall	1926-28
Wyrrick, Dave	1977-79
Wysong, Ben	2006
Wysong, Adam	1997

Y

Ydens, Bob	1978-80
Yeager, Tim	1980
Young, Claude	1945

Young, Eric	1992, 1994
Young, Freddy	2009-12
Young, Joe	1982-83
Young, Terry	1988-90

Z

Zamprelli, Paul	1979, 1981-82
Zamora, Drew	2008
Zanet, John	1946
Ziegler, David	1986-88
Zikan, Doug	1989-91
Ziltz, Jack	2014, 16
Zintak, Ken	1976-78
Zunker, Wes	2001-04

Assistant Coaches:

Aiken, Ron	1991-94
Anderson, Blake	1999-01
Anderson, Jim	1974-76
Azar, Greg	1984
Bailiff, David	1992-96
Baldwin, Dave	2007-08
Bame, Damon	1968-69
Barlow, George	2009-11
Barnes, Willis	1947, 1950-51, 1954-55
Bartosh, Gil	1977
Baumgartner, Scott	2013-17
Baysinger, Reeves	1950-52
Becker, John	1972-73
Bender, Mike	1980-82
Berryman, Jim	1986
Bielat, Larry	1968-69
Blackshear, Cheston	2009-11
Bleil, Fred	1992-95
Blue, Ken	1960-66
Bolinger, Bo	1963-67
Bostad, Bob	1999-2005
Bradley, Gerald	1999-01
Brown, Dan	1987-91
Bujewski, Mike	1984-86
Bunting, Dick	1963-66
Burney, Jacob	1983-86
Campbell, Dean	1978
Canty, Bill	1974-77
Carter, Rubin	2009-11
Chelf, Don	1958-59, 1967
Christoff, Andy	1973
Clark, Bert	1968
Conway, Jeff	1998-2003
Cosgrove, Kevin	2012-17
Cromartie, Jim	1965-67
Cullen, Lou	1954-59
Darnell, Dennis	1992-98
Davie, Clay	2015-17
DeBesse, Bob	2012-17
Degory, Mike	2009-10
Dennard, Preston	1991
Dickey, Darrell	2009-10
Dodd, Dan	1996-97, 2000-06
Dunn, Joe Lee	1980-82
Dunn, Kasey	1996-97
Dykes, Spike	1977-78
Eggen, Stan	1997, 2016-17
Eumont, Vic	1990-91
Fairchild, Steve	1987-89
Faulkner, Kevin	1994-98
Feldman, Marty	1955
Fenwick, Jim	1998-99
Ford, Robert	1977-79
Fuller, Leon	1969-72
Gerald, J.B.	2009
Gonzales, Danny	2006-08
Gregory, Roy	1984
Griffin, Gary	1978-79
Griffith, Ben	1985-86
Hall, Charlie	1992-95
Hardy, Jerry	1970-73
Hawley, Eldon	1967
Higgins, R. S.	1979
Hollinger, Johnnie Mac	1983-84
Hudson, Ron	2011
Huey, Gene	1974-76
Hutzler, Coleman	2012-13
Jackson, Cornell	1995, 2006
James, Robert	1978-79
Jefferies, Craig	2011
Johnson, Reed	1970-72
Klinker, Walt	1968-72, 1977-79
Korpietz, Larry	1990
Kragthorpe, Dave	1991
Kurucz, Tom	1980-83
Lambert, Ed	1987
Lee, David	1983
Lenzmeier, Jason	2007-08, 2012-15
Levy, Marv	1956-57

Lewis, Marvin	1987-89
Lewis, Osia	2003-07
Liggins, Tommie	1991
Long, Rocky	1978-80
Luper, Curtis	2002-04
MacMillian, Charles	2014-16
Mallory, Doug	2009-10
Martin, Tee	2009
McCray, Bob	1974-76
McDaniel, Archie	2012-14
McDuffie, Wayne	1974
McMahon, Tom	1980-82
McNitt, Jay	1967
Mendenhall, Bronco	1998-2002
Mills, Jeff	2012-13
Modkins, Curtis	1998-01
Moller, Chuck	1992-96
Moller, Denny	1989, 1991
Mondt, Bill	1968-73
Moses, Wayne	1989
Neal, John	1981-85
Neinas, Toby	2009-11
Neumann, John	1956-59
Newhouse, Greg	1990
Nichols, Walker	1947
Norrell, Jim	1983-86
Norwood, Gordon	1980-82
Parks, Mark	1992-97
Patterson, Gary	1996-97
Peterson, Bob	1960-66
Peterson, Jordan	2017
Perini, Dale	1968-69
Petrol, George	1947, 1951, 1954-55
Pettas, John	1988-89
Plater, Dan	1987
Preston, Buzz	2007
Pugh, George	1980
Quarless, Jan	1990-91
Quintana, Stan	1981-86
Reaves, David	2010-11
Reffett, Troy	2004-08
Reinebold, Jeff	1990
Reno, Frank	1950
Repetto, Gary	1973
Rodriguez, Lenny	1998-2006
Rome, John	1987-89
Rust, Rod	1960-62
Sacks, Barry	2014-15
Schultz, Mike	1992-97
Simmons, Al	2015-17
Simon, Matt	1992-93
Sloan, Gary	1967, 1970-71
Smith, DeAndre	2008, 2012
Smith, Reese	1960-64, 1976
Sparks, Joe	1983-86
Stanley, Bob	2006
Stanton, Jack	1987-88
Strauss, Jason	2002-05
Stretz, Grady	1998-2005
Stubblefield, Taylor	2012
Summerville, Jerry	1968-73
Swisher, Joel	1990-91
Taylor, Trooper	1998
Throckmorton, Todd	2006-08
Titchenal, Bob	1950-51
Todd, Everett	2002-05, 2007-08
Toledo, Bob	2006
Trickett, Rick	1985
Tommerdahl, Mark	1997
Tuitele, Saga	2016-17
Valero, Art	1987-89
Warehime, Derek	2012-14
Warhop, George	1990-91
Washburn, Jim	1980-82
Waters, Bill	1974-79
Weeks, Bill	1956-59
Wells, Matt	2007-08, 2010
White, Michael	1987-89
White, Tony	2008
White, Vincent	2011
Wight, Del	1972-76
Winder, Dick	1979
Woodford, Mike	2011
Wright, Apollo	2013-16
Zauner, Gary	1987-88

Year	Head Coach	All	Conf.	Captains
1892	No Coach	0-2	S. F. Jenkins	
1893	No Coach	3-1	Frederick O. Whiteman	
1894	W.A. Zimmer	1-1-1	Frederick O. Whiteman	
1895	No Varsity			
1896	No Varsity			
1897	No Varsity			
1898	No Varsity			
1899	No Coach	1-1		Louie Benjamin
1900	No Varsity			
1901	Joe Napier	0-3-1		Joe Napier and Prane
1902	No Varsity			
1903	Walter E. McEwan	3-0-1		John A. Cannon
1904	Walter E. McEwan	1-0		Thomas S. Bell
1905	Martin F. Angel	5-1-1		Wales A. Smith
1906	Martin F. Angel	3-1		Bernard H. Crawford
1907	Martin F. Angel	1-0		Walter R. Allen
1908	Herman H. Conwell	5-1		Walter R. Allen
1909	C.L. McBirnie	4-2		Walter R. Allen
1910	Carl L. Hamilton	0-3		Walter R. Allen
1911	R.F. Hutchinson	1-3-1		James Guy Hamilton
1912	R.F. Hutchinson	0-4		H. A. Carlisle
1913	R.F. Hutchinson	3-2		F. M. Calkins
1914	R.F. Hutchinson	3-1-1		F. M. Calkins
1915	R.F. Hutchinson	3-1		Kenneth C. Balcomb
1916	R.F. Hutchinson	3-2		Carl D. Brorien
1917	Frank E. Worth	1-2		George White
1918	No Varsity			
1919	John F. McGough	3-0-2		Claude E. Mann
1920	Roy W. Johnson	3-3		Grant Mann
1921	Roy W. Johnson	2-2		Frank O. Greenleaf
1922	Roy W. Johnson	3-4		John Richard Popejoy
1923	Roy W. Johnson	3-5		Ogle Jones
1924	Roy W. Johnson	5-1		Kenneth Grueter
1925	Roy W. Johnson	2-4-1		Hearst Coen
1926	Roy W. Johnson	4-2-1		Appointed by game
1927	Roy W. Johnson	8-0-1		Geard Armstrong
1928	Roy W. Johnson	5-2-1		John Dolzadelli, John P. McFarland
1929	Roy W. Johnson	2-4-2		Jack Fish, James D. Wilson
1930	Roy W. Johnson	4-5		Alfred Seery
1931	Charles Riley	3-3	1-0-1 (3rd)	Appointed by game
1932	Charles Riley	1-6	1-3-1 (6th)	Orie McGuire
1933	Charles Riley	3-4-1	2-2 (5th)	Jack Walton
1934	Gwinn Henry	8-1	3-1 (1st)	Guyton Hays
1935	Gwinn Henry	6-4	3-2 (3rd)	Appointed by game
1936	Gwinn Henry	2-7	1-4 (6th)	Appointed by game
1937	Ted Shipkey	4-4-1	2-3-1 (5th)	William Murphy
1938	Ted Shipkey	8-3	4-2 (3rd)	Appointed by game
1939	Ted Shipkey	8-2	4-2 (2nd)	Appointed by game
1940	Ted Shipkey	5-4	3-2 (4th)	Appointed by game
1941	Ted Shipkey	5-4-1	3-1-1 (4th)	Appointed by game
1942	Willis Barnes	4-5-2	3-4 (6th)	Appointed by game
1943	Willis Barnes	3-2		Appointed by game
1944	Willis Barnes	1-7		Appointed by game
1945	Willis Barnes	6-1-1		Appointed by game
1946	Willis Barnes	5-5-2	4-2-1 (3rd)	Appointed by game
1947	Berl Huffman	4-5-1	1-5-1 (8th)	Lou Cullen, George Hughes
1948	Berl Huffman	2-9	1-6 (8th)	Appointed by game
1949	Berl Huffman	2-8	1-6 (8th)	Appointed by game
1950	Dudley DeGroot	2-8	2-5 (7th)	Appointed by game
1951	Dudley DeGroot	4-7	2-4 (7th)	Appointed by game
1952	Dudley DeGroot	7-2	5-1 (2nd)	Floyd J. Barger, Glenn Campbell
1953	Robert A. Titchenal	5-3-1	3-2-1 (4th)	James Bruening
1954	Robert A. Titchenal	5-5	3-3 (T4th)	Larry White
1955	Robert A. Titchenal	2-8	1-5 (7th)	Jimmy Juarez, Joe Murphy
1956	Dick Clausen	4-6	2-4 (6th)	Appointed by game
1957	Dick Clausen	4-6	2-4 (5th)	Jerry Nesbitt, Glen Hakes
1958	Marv Levy	7-3	5-1 (2nd)	Mason Rose, Don Perkins
1959	Marv Levy	7-3	4-2 (3rd)	John Garber, Don Perkins
1960	Bill Weeks	5-5	4-2 (4th)	George Friberg
1961	Bill Weeks	7-4	3-3 (T3rd)	Jay McNitt, Chuck Cummings
1962	Bill Weeks	7-2-1	2-1-1 (1st)	Bobby Santiago, John Kosor
1963	Bill Weeks	6-4	3-1 (1st)	Eddie Stokes, Scott Henington
1964	Bill Weeks	9-2	3-1 (T1st)	Chuck Kelly, Wayne Tvrdik
1965	Bill Weeks	3-7	2-3 (4th)	Dave Hetteima, Stan Quintana
1966	Bill Weeks	2-8	0-5 (6th)	Wally Seis, Albert O'Neal
1967	Bill Weeks	1-9	0-5 (6th)	Jim Boller, Rex Henington
1968	Rudy Feldman	0-10	0-7 (6th)	David Harris, Ace Hendricks, John Pautsch
1969	Rudy Feldman	4-6	1-5 (7th)	Willie Shaw, Rocky Long
1970	Rudy Feldman	7-3	5-1 (2nd)	Sam Scarber, Rodney Wallace
1971	Rudy Feldman	6-3-2	5-1 (2nd)	Rocky Long, Bob Gaines
1972	Rudy Feldman	3-8	2-4 (6th)	Herman Fredenberg,
1973	Rudy Feldman	4-7	3-4 (T4th)	John Urban, George Oakes
				Rich Diller, Don Hubbard,
				Don Woods

Year	Head Coach	All	Conf.	Captains
1974	Bill Mondt	4-6-1	3-4 (T4th)	Appointed by game
1975	Bill Mondt	6-5	4-3 (T4th)	Steve Myer, Randy Rich
1976	Bill Mondt	4-7	3-4 (T5th)	Robin Cole, Dave Green
1977	Bill Mondt	5-7	2-5 (T6th)	Marion Chapman, Preston Dennard
				Jake Gonzales, Smokey Turman
1978	Bill Mondt	7-5	3-3 (4th)	Appointed by game
1979	Bill Mondt	6-6	3-4 (T4th)	Appointed by game
1980	Joe Morrison	4-7	3-4 (7th)	Appointed by game
1981	Joe Morrison	4-7-1	3-4-1 (5th)	Appointed by game
1982	Joe Morrison	10-1	6-1 (2nd)	Appointed by game
1983	Joe Lee Dunn	6-6	4-3 (4th)	Appointed by game
1984	Joe Lee Dunn	4-8	1-7 (T8th)	Appointed by game
1985	Joe Lee Dunn	3-8	2-6 (T7th)	Appointed by game
1986	Joe Lee Dunn	4-8	2-5 (T7th)	Appointed by game
1987	Mike Sheppard	0-11	0-8 (9th)	Kirk Allen, Terence Donaldson,
				Barry Garrison, Fred Mady
1988	Mike Sheppard	2-10	1-7 (T8th)	John Duff, Scott Howard,
				Art Martinez, Phillip Vaughan
1989	Mike Sheppard	2-10	0-7 (9th)	Brett Heber, Terance Mathis
				Nate Morris, Jay Schultz
1990	Mike Sheppard	2-10	1-6 (8th)	John Bell, Kurt Jensen,
				Eric Morgan, Nate Morris
1991	Mike Sheppard	3-9	2-6 (T8th)	Fred Easter, Marcus Goodloe,
				Kim McCall, Troy Rossean,
				Steve Slater, Doug Zikan
1992	Dennis Franchione	3-8	2-6 (9th)	Willie Barry, Stoney Case,
				Steve Green, Justin Hall,
				Klint Hall, Tuli Mateialona
1993	Dennis Franchione	6-5	4-4 (T6th)	Justin Hall, Tuli Mateialona,
				Kenny Thomas, Ray Wilson
1994	Dennis Franchione	5-7	4-4 (T5th)	Stoney Case, Trent Coit,
				Dan Coverley, Alex Crowder,
				David Sloan
1995	Dennis Franchione	4-7	2-6 (T7th)	UNM's 12 seniors
1996	Dennis Franchione	6-5	3-5 (T5th)	Jeff Houghtaling, Blake Irwin,
				Daniel Johnson, Donald Sellers,
				Brandon Turner
1997	Dennis Franchione	9-4	6-2 (1st)	Billy Austin, Blake Irwin,
				Graham Leigh, Scott
				McGarrahan, Chris Shelton
1998	Rocky Long	3-9	1-7 (7th)	Lennox Gordon, Graham Leigh,
				Brian Urlacher, Chris Wallace
1999	Rocky Long	4-7	3-4 (T5th)	Jason Carson, Henry Stephens,
				Brian Urlacher, Martinez Williams
2000	Rocky Long	5-7	3-4 (T5th)	Mike Barnett, Jarrod Baxter,
				Henry Stephens
2001	Rocky Long	6-5	4-3 (T3rd)	Jarrod Baxter, Rudy Caamano,
				MohammedKonte,Brian
				Johnson, Jeremy Sorenson
2002	Rocky Long	7-7	5-2 (2nd)	Dwight Counter, Hebrews Josue,
				Casey Kelly, Charles Moss
2003	Rocky Long	8-5	5-2 (2nd)	Terrell Golden, Casey Kelly,
				Jason Lenzmeier, D.J. Renteria
2004	Rocky Long	7-5	5-2 (2nd)	Josh Bazinet, DonTrell Moore,
				Nick Speegle, Claude Terrell
2005	Rocky Long	6-5	4-4 (T4th)	Hank Baskett III, Mike Mohoric,
				DonTrell Moore, Marcus Parker
2006	Rocky Long	6-7	4-4 (5th)	Quincy Black, Cody Kase,
				Kole McKamey, Robert Turner
2007	Rocky Long	9-4	5-3 (T3rd)	Travis Brown, Cody Kase,
				Marcus Smith, OJ Swift
2008	Rocky Long	4-8	2-6 (T6th)	Zach Arnett, Rodney Ferguson
				Donovan Porterie, Glover Quin
2009	Mike Locksley	1-11	1-7 (8th)	Erik Cook, Victor James,
				Carmen Messina, Frankie Solomon
2010	Mike Locksley	1-11	1-7 (T8th)	Byron Bell, Mike Cannon,
				Seth Johannemann
2011	Mike Locksley	0-4	1-7 (T6th)	Bubba Forrest, B.R. Holbrook,
	George Barlow	1-7		Carmen Messina
2012	Bob Davie	4-9	1-7 (T9th)	Kasey Carrier, Joe Stoner, Ugo Uzodinma
2013	Bob Davie	3-9	1-7 (6th Mtn)	Dallas Bollema, Kasey Carrier,
				Dillon Farrell, Jacori Greer
2014	Bob Davie	4-8	2-6 (5th Mtn)	LaMar Bratton, Dakota Cox, Cole
				Gautsche
2015	Bob Davie	7-6	5-3 (T2nd Mtn)	Lamar Jordan, Dakota Cox, Reece
				White
2016	Bob Davie	9-4	6-2 (T1st Mtn)	Lamar Jordan, Dakota Cox, Austin
				Apodaca, Daniel Henry
2017	Bob Davie	3-9	1-7 (6th Mtn)	Lamar Jordan, Blaise Fountain, Jake
				Rothschiller, Alex Hart
2018	Bob Davie	3-9	1-7 (6th Mtn)	Alex Hart, Aaron Jenkins
	Border (1931-50)			Western Athletic (1962-98)
	Skyline (1951-61)			Mountain West (1999-current)

1892 (0-2 Overall)

Albuquerque High School	L	0-5	Oct. 7	Albuquerque
Albuquerque High School	L	0-8	Oct. 28	Albuquerque
<i>Coach: none</i>				
<i>Captain: S.F. Jenkins</i>				

1893 (3-1 Overall)

Albuquerque High School	W	4-0	Nov. 18	Albuquerque
Albuquerque Indian School	L	4-10	Nov. 30	Albuquerque
Albuquerque Town Team	W	6-0	Dec. 25	Albuquerque
New Mexico State	W	25-5	Jan. 1	Albuquerque
<i>Coach: none</i>				
<i>Captain: Frederick O. Whiteman</i>				

1894 (1-1-1 Overall)

Albuquerque Indian School	L	0-4	Oct. 27	Albuquerque
Albuquerque Indian School	T	0-0	Nov. 10	Albuquerque
Albuquerque Indian School	W	26-4	Nov. 29	Albuquerque
<i>Coach: W. A. Zimmer</i>				
<i>Captain: Frederick O. Whiteman</i>				

1895-98 No Varsity**1899 (1-1 Overall)**

Albuquerque High School	W	5-0	Nov. 11	Albuquerque
Albuquerque High School	L	0-5	Nov. 30	Albuquerque
<i>Coach: none</i>				
<i>Captain: Louie Benjamin</i>				

1900 No Varsity**1901 (0-3-1 Overall)**

Albuquerque High School	T	0-0	Nov. 9	Albuquerque
New Mexico Highlands	L	0-32	Nov. 16	Las Vegas, N.M.
Albuquerque High School	L	0-11	Nov. 28	Albuquerque
Albuquerque Indian School	L	7-11	Dec. 7	Albuquerque
<i>Coach: Joe Napier</i>				
<i>Captains: Joe Napier and Prane</i>				

1902 No Varsity**1903 (3-0-1 Overall)**

Albuquerque Minors	W	8-0	Oct. 3	Albuquerque
Albuquerque Indian School	W	11-0	Oct. 12	Albuquerque
Albuquerque Minors	T	0-0	Nov. 7	Albuquerque
Santa Fe Indian School	W	11-0	Nov. 21	Albuquerque
<i>Coach: Walter McEwan</i>				
<i>Captain: John A. Cannon</i>				

1904 (1-0 Overall)

Menaul High School	W	11-0	Oct. 19	Albuquerque
<i>Coach: Walter McEwan</i>				
<i>Captain: Thomas S. Bell</i>				

1905 (5-1-1 Overall)

Menaul High School	T	5-5	Oct. 7	Albuquerque
Albuquerque High School	W	16-0	Oct. 14	Albuquerque
Albuquerque High School	W	15-0	Oct. 21	Albuquerque
Menaul High School	W	15-0	Oct. 28	Albuquerque
Albuquerque Indian School	W	27-0	Nov. 11	Albuquerque
Sante Fe Indian School	W	12-0	Nov. 18	Albuquerque
New Mexico State	L	0-40	Nov. 30	Las Cruces
<i>Coach: Martin Angel</i>				
<i>Captain: Wales A. Smith</i>				

1906 (3-1 Overall)

Albuquerque Indian School	W	27-5	Oct. 13	Albuquerque
New Mexico Mines	W	5-0	Oct. 27	Albuquerque
Santa Fe Indian School	W	22-0	Nov. 17	Albuquerque
New Mexico State	L	5-25	Nov. 29	Albuquerque
<i>Coach: Martin Angel</i>				
<i>Captain: Bernard H. Crawford</i>				

1907 (1-0 Overall)

Albuquerque Indian School	W	44-0	Oct. 21	Albuquerque
<i>Coach: Martin Angel</i>				
<i>Captain: Walter R. Allen</i>				

1908 (5-1 Overall)

Albuquerque Indian School	W	33-0	Oct. 24	Albuquerque
Albuquerque Indian School	W	12-6	Oct. 30	Albuquerque
New Mexico Mines	W	30-6	Nov. 7	Albuquerque
New Mexico Military	W	16-12	Nov. 13	Roswell
New Mexico State	W	10-6	Nov. 21	Las Cruces
Arizona	L	6-10	Nov. 26	Albuquerque
<i>Coach: H. H. Conwell</i>				
<i>Captain: Walter R. Allen</i>				

1909 (4-2 Overall)

El Paso Military	L	0-11	Oct. 1	El Paso
El Paso Military	W	15-0	Oct. 15	Albuquerque
Colorado	L	0-53	Oct. 23	Boulder
New Mexico Military	W	28-2	Oct. 30	Albuquerque
Arizona	W	23-11	Nov. 13	Tucson
New Mexico State	W	51-0	Nov. 25	Albuquerque
<i>Coach: C. L. McBirnie</i>				
<i>Captain: Walter R. Allen</i>				

1910 (0-3 Overall)

New Mexico Mines	L	0-9	Oct. 21	Albuquerque
New Mexico Military	L	0-80	Nov. 4	Roswell
Arizona (forfeit)	L	0-1	Nov. 24	Tucson
<i>Coach: Carl Hamilton</i>				
<i>Captain: Walter R. Allen</i>				

1911 (1-3-1 Overall)

El Paso Military	L	0-6	Oct. 29	El Paso
New Mexico Military	T	0-0	Nov. 5	Albuquerque
New Mexico State	L	6-10	Nov. 12	Las Cruces
New Mexico Highlands	W	56-0	Nov. 19	Las Vegas, N.M.
Arizona	L	0-6	Nov. 30	Albuquerque
<i>Coach: R. F. Hutchinson</i>				
<i>Captain: James Guy Hamilton</i>				

1912 (0-4 Overall)

New Mexico Military	L	0-20	Nov. 2	Roswell
Albuquerque Indian School	L	6-7	Nov. 9	Albuquerque
New Mexico State	L	0-27	Nov. 16	Albuquerque
Arizona	L	9-22	Nov. 30	Tucson
<i>Coach: R. F. Hutchinson</i>				
<i>Captain: H. A. Carlisle</i>				

1913 (3-2 Overall)

Menaul High School	W	28-0	Oct. 18	Albuquerque
Albuquerque Indian School	W	44-0	Oct. 25	Albuquerque
New Mexico Military	W	9-7	Nov. 1	Albuquerque
New Mexico State	L	0-13	Nov. 8	Las Cruces
Arizona	L	3-7	Nov. 21	Albuquerque
<i>Coach: R. F. Hutchinson</i>				
<i>Captain: F. M. Calkins</i>				

1914 (3-1-1 Overall)

New Mexico Military	L	3-12	Oct. 23	Roswell
Albuquerque Indian School	W	46-0	Oct. 31	Albuquerque
New Mexico Military	W	9-7	Nov. 13	Albuquerque
Albuquerque Indian School	W	18-7	Nov. 21	Albuquerque
New Mexico State	T	7-7	Dec. 5	Albuquerque
<i>Coach: R. F. Hutchinson</i>				
<i>Captain: F. M. Calkins</i>				

1915 (3-1 Overall)

New Mexico Military	L	3-6	Oct. 30	Albuquerque
Albuquerque Indian School	W	55-0	Nov. 13	Albuquerque
New Mexico State	W	13-0	Nov. 20	Albuquerque
Albuquerque Indian School	W	26-0	Dec. 4	Albuquerque
<i>Coach: R. F. Hutchinson</i>				
<i>Captain: Kenneth C. Balcomb</i>				

1916 (3-2 Overall)

Colorado College	L	2-47	Oct. 7	Colorado Springs
Colorado School of Mines	L	0-23	Oct. 14	Albuquerque
Northern Arizona	W	108-0	Nov. 11	Albuquerque
Albuquerque Indian School	W	55-0	Nov. 18	Albuquerque
New Mexico State	W	51-0	Nov. 30	Albuquerque
<i>Coach: R. F. Hutchinson</i>				
<i>Captain: Carl D. Brorien</i>				

1917 (1-2 Overall)

Menaul High School	W	38-0	Oct. 20	Albuquerque
Albuquerque High School	L	6-19	Nov. 3	Albuquerque
New Mexico State	L	3-110	Nov. 24	Las Cruces
<i>Coach: Frank E. Worth</i>				
<i>Captain: George White</i>				

1918 No Varsity**1919 (3-0-2 Overall)**

New Mexico Mines	W	55-0	Oct. 18	Albuquerque
Colorado School of Mines	T	0-0	Oct. 25	Albuquerque
New Mexico Military	T	0-0	Nov. 1	Roswell
Texas-El Paso	W	57-13	Nov. 8	El Paso
New Mexico State	W	24-2	Nov. 27	Albuquerque
<i>Coach: John McGough</i>				
<i>Captain: Claude E. Mann</i>				

1920 (3-3 Overall)

Colorado College	L	3-42	Oct. 16	Colorado Springs
Fort Bliss	W	12-0	Oct. 30	Albuquerque
Texas-El Paso	W	67-0	Nov. 6	Albuquerque
New Mexico Military	W	9-7	Nov. 11	Albuquerque
Arizona	L	7-28	Nov. 20	Tucson
New Mexico State	L	7-14	Dec. 4	Las Cruces
<i>Coach: Roy Johnson</i>				
<i>Captain: Grant Mann</i>				

1921 (2-2 Overall)

Colorado College	L	0-7	Oct. 15	Colorado Springs
Fort Bliss	W	35-0	Nov. 12	Albuquerque
Arizona	L	0-24	Nov. 19	Albuquerque
New Mexico State	W	6-0	Nov. 24	Albuquerque
<i>Coach: Roy Johnson</i>				
<i>Captain: Frank O. Greenleaf</i>				

1922 (3-4 Overall)

Albuquerque Indian School	W	33-0	Sept. 30	Albuquerque
Denver	L	0-41	Oct. 7	Albuquerque
Colorado	L	0-3	Oct. 14	Boulder
Texas-El Paso	W	13-0	Oct. 28	Albuquerque
West Texas State	W	12-0	Nov. 4	Albuquerque
Arizona	L	0-10	Nov. 18	Tucson
New Mexico State	L	0-7	Nov. 30	Las Cruces
<i>Coach: Roy Johnson</i>				
<i>Captain: John Richard Popejoy</i>				

1923 (3-5 Overall)

New Mexico Highlands	W	82-7	Sept. 29	Albuquerque
Denver	L	7-10	Oct. 6	Denver
Montezuma College	W	75-6	Oct. 15	Albuquerque
West Texas State	L	8-21	Oct. 20	Canyon
Texas-El Paso	W	3-0	Oct. 27	El Paso
Arizona	L	7-14	Nov. 3	Albuquerque
New Mexico State	L	0-6	Nov. 17	Albuquerque
Montana State	L	7-34	Nov. 29	Albuquerque
<i>Coach: Roy Johnson</i>				
<i>Captain: Ogle Jones</i>				

1924 (5-1 Overall)

Montezuma College	W	56-0	Oct. 11	Albuquerque
West Texas State	W	12-6	Oct. 18	Albuquerque
Texas-El Paso	W	18-0	Oct. 25	Albuquerque
Arizona	W	3-0	Nov. 11	Tucson
New Mexico State	L	0-6	Nov. 15	Las Cruces
Western State	W	14-0	Nov. 27	Albuquerque
<i>Coach: Roy Johnson</i>				
<i>Captain: Kenneth Grueter</i>				

1925 (2-4-1 Overall)

Colorado College	T	0-0	Oct. 3	Colorado Springs
Montezuma College	W	10-0	Oct. 10	Albuquerque
West Texas State	L	7-9	Oct. 17	Canyon
Texas-El Paso	L	2-19	Oct. 24	El Paso
Arizona	L	0-24	Nov. 7	Albuquerque
New Mexico State	W	20-9	Nov. 21	Albuquerque
Western State	L	13-16	Nov. 26	Albuquerque
<i>Coach: Roy Johnson</i>				
<i>Captain: Hearst Coen</i>				

1926 (4-2-1 Overall)

New Mexico Mines	W	20-0	Oct. 2	Albuquerque
Montezuma College	W	41-7	Oct. 9	Albuquerque
Texas A&M	L	0-63	Oct. 16	College Station
Texas-El Paso	W	19-7	Oct. 23	Albuquerque
Arizona	L	0-21	Nov. 6	Tucson
New Mexico State	T	6-6	Nov. 13	Las Cruces
Western State	W	35-6	Nov. 20	Albuquerque
<i>Coach: Roy Johnson</i>				
<i>Captains: appointed by game</i>				

1927 (8-0-1 Overall)

New Mexico Mines	W	35-0	Oct. 1	Albuquerque
Montezuma College	W	47-0	Oct. 8	Albuquerque
New Mexico Military	W	26-0	Oct. 15	Albuquerque
Texas-El Paso	T	6-6	Oct. 22	El Paso
Arizona	W	7-6	Nov. 5	Albuquerque
Northern Arizona	W	24-7	Nov. 11	Albuquerque
New Mexico State	W	26-9	Nov. 18	Las Cruces
Western State	W	32-0	Nov. 24	Albuquerque
New Mexico Highlands	W	12-0	Dec. 3	Las Vegas, N.M.
Coach: Roy Johnson				
Captain: Geard Armstrong				

1932 (1-6-1 Overall, 1-3-1 Border)

Northern Arizona	W	6-0	Oct. 8	Albuquerque
Northern Colorado	L	6-30	Oct. 15	Greeley
New Mexico State	T	7-7	Oct. 22	Albuquerque
New Mexico Military	L	0-7	Oct. 29	Albuquerque
Loyola Marymount	L	0-52	Nov. 4	Los Angeles
Arizona	L	6-13	Nov. 11	Tucson
Texas Tech	L	6-39	Nov. 19	Albuquerque
Arizona State	L	0-40	Dec. 3	Tempe

Coach: Charles Riley
Captains: Orle McGuire

1933 (3-4-1 Overall, 2-2 Border)

Northern Arizona	L	0-14	Oct. 6	Albuquerque
New Mexico Military	T	6-6	Oct. 14	Roswell
Arizona State	L	13-26	Oct. 21	Albuquerque
Loyola Marymount	L	7-43	Oct. 28	Albuquerque
New Mexico Highlands	W	45-6	Nov. 4	Albuquerque
Arizona	W	7-0	Nov. 11	Albuquerque
New Mexico State	W	14-7	Nov. 18	Las Cruces
Northern Colorado	L	0-6	Nov. 26	Albuquerque

Coach: Charles Riley
Captain: Jack Walton

1934 (8-1 Overall, 3-1 Border)

Border Conference Champions

New Mexico Highlands	W	76-7	Sept. 29	Albuquerque
Northern Arizona	W	33-6	Oct. 5	Albuquerque
Texas-El Paso	W	21-15	Oct. 13	El Paso
Arizona State	W	18-12	Oct. 20	Tempe
New Mexico Military	W	26-7	Oct. 27	Albuquerque
Arizona	L	6-14	Nov. 3	Tucson
Western New Mexico	W	26-0	Nov. 12	Albuquerque
New Mexico State	W	12-6	Nov. 17	Albuquerque
Colorado College	W	33-6	Nov. 29	Albuquerque

Coach: Gwinn Henry
Captain: Guyton Hays

1935 (6-4 Overall, 3-2 Border)

Western New Mexico	W	46-0	Sept. 21	Albuquerque
Texas-El Paso	W	20-0	Sept. 28	Albuquerque
Oklahoma	L	0-25	Oct. 5	Norman
Colorado College	W	13-0	Oct. 12	Colorado Springs
Northern Arizona	W	20-0	Oct. 19	Albuquerque
New Mexico Military	W	21-0	Oct. 26	Roswell
Arizona State	W	13-0	Nov. 2	Albuquerque
New Mexico State	L	0-32	Nov. 11	Las Cruces
Arizona	L	6-38	Nov. 23	Albuquerque
Colorado State	L	6-7	Nov. 28	Albuquerque

Coach: Gwinn Henry
Captains: appointed by game

1936 (2-7 Overall, 1-4 Border)

Western New Mexico	L	0-6	Sept. 26	Albuquerque
Colorado State	L	7-9	Oct. 3	Fort Collins
West Texas State	L	7-13	Oct. 10	Albuquerque
Texas-El Paso	L	7-12	Oct. 17	El Paso
New Mexico Military	W	13-7	Oct. 24	Albuquerque
Arizona State	L	6-7	Oct. 31	Tempe
Arizona	L	0-28	Nov. 7	Tucson
New Mexico State	L	6-7	Nov. 14	Albuquerque
Northern Arizona	W	15-6	Nov. 26	Albuquerque

Coach: Gwinn Henry
Captains: appointed by game

1937 (4-4-1 Overall, 2-3-1 Border)

Western New Mexico	W	14-0	Sept. 25	Albuquerque
Denver	L	0-12	Oct. 1	Denver
New Mexico State	L	0-5	Oct. 8	Las Cruces
Texas-El Paso	T	7-7	Oct. 16	Albuquerque
Texas Tech	L	0-27	Oct. 23	Lubbock
Arizona State	W	15-7	Oct. 30	Albuquerque
Colorado State	W	26-6	Nov. 6	Colorado Springs
Arizona	L	0-23	Nov. 13	Albuquerque
Northern Arizona	W	7-6	Nov. 25	Albuquerque

Coach: Ted Shipkey
Captains: William Murphy

1938 (8-3 Overall, 4-2 Border)

Western New Mexico	W	40-0	Sept. 23	Albuquerque
Arizona State	W	21-0	Sept. 30	Albuquerque
Colorado College	W	45-0	Oct. 7	Albuquerque
Texas-El Paso	L	6-7	Oct. 15	El Paso
Northern Arizona	W	20-0	Oct. 22	Flagstaff
Arizona	W	20-7	Oct. 29	Albuquerque
Denver	W	7-6	Nov. 5	Albuquerque
New Mexico State	W	6-2	Nov. 12	Albuquerque
Texas Tech	L	7-17	Nov. 19	Albuquerque
Colorado State	W	27-7	Nov. 24	Albuquerque
Utah (Sun Bowl)	L	0-26	Jan. 1	El Paso

Coach: Ted Shipkey
Captains: appointed by game

1939 (8-2 Overall, 4-2 Border)

Western New Mexico	W	29-7	Sept. 22	Albuquerque
Wyoming	W	34-7	Sept. 29	Albuquerque
Denver	W	7-6	Oct. 6	Denver
Texas-El Paso	W	14-0	Oct. 12	Albuquerque
Texas Tech	L	7-19	Oct. 21	Lubbock
Northern Arizona	W	33-0	Oct. 27	Albuquerque
New Mexico State	W	9-6	Nov. 10	Las Cruces
Arizona State	L	6-28	Nov. 18	Tempe
Arizona	W	7-6	Nov. 25	Albuquerque
Colorado State	W	21-19	Nov. 30	Albuquerque

Coach: Ted Shipkey
Captains: appointed by game

1940 (5-4 Overall, 3-2 Border)

Wyoming	L	3-7	Sept. 28	Laramie
Western New Mexico	W	28-0	Oct. 4	Albuquerque
Arizona State	L	6-13	Oct. 11	Albuquerque
Texas-El Paso	L	7-9	Oct. 19	El Paso
Colorado State	L	6-7	Oct. 26	Denver
New Mexico State	W	39-6	Nov. 9	Albuquerque
Northern Arizona	W	45-26	Nov. 16	Albuquerque
Arizona	W	13-12	Nov. 23	Tucson
Texas Tech (18)	W	19-14	Nov. 30	Albuquerque

Coach: Ted Shipkey
Captains: appointed by game

1941 (5-4-1 Overall, 3-1-1 Border)

Northern Arizona	W	12-6	Sept. 26	Albuquerque
Texas-El Paso	W	16-14	Oct. 4	Albuquerque
Arizona State	T	0-0	Oct. 11	Tempe
Arizona	L	6-31	Oct. 18	Albuquerque
Texas Tech	L	0-36	Oct. 24	Lubbock
Nevada	W	23-7	Nov. 1	Albuquerque
New Mexico State	W	28-0	Nov. 8	Las Cruces
Marquette	L	0-34	Nov. 15	Milwaukee
Loyola-Marymount	L	3-7	Nov. 22	Albuquerque
Wyoming	W	28-0	Nov. 29	Albuquerque

Coach: Ted Shipkey
Captains: appointed by game

1942 (4-5-2 Overall, 3-4 Border)

Kirtland Air Force Base	W	7-6	Sept. 19	Albuquerque
Northern Arizona	W	26-6	Sept. 26	Albuquerque
Texas-El Paso	L	0-7	Oct. 2	El Paso
New Mexico State	W	32-0	Oct. 10	Albuquerque
Colorado	L	0-12	Oct. 17	Boulder
Texas Tech	L	0-12	Oct. 24	Albuquerque
Nevada	T	0-0	Oct. 31	Reno
Arizona	L	13-14	Nov. 7	Tucson
West Texas State	L	7-14	Nov. 14	Albuquerque
Loyola-Marymount	T	14-14	Nov. 21	Los Angeles
Arizona State	W	35-7	Nov. 28	Albuquerque

Coach: Willis Barnes
Captains: appointed by game

1943 (3-2 Overall)

Colorado College	L	7-20	Sept. 25	Colorado Springs
Kirtland Air Force Base	W	19-13	Oct. 2	Albuquerque
Northern Arizona	W	26-6	Oct. 16	Albuquerque
Denver	W	33-13	Nov. 13	Denver
Southwestern (Texas)	L	0-7	Jan. 1	El Paso

(Sun Bowl)
Coach: Willis Barnes
Captains: appointed by game

1944 (1-7 Overall)

Amarillo Air Force Base	L	2-21	Sept. 16	Albuquerque
Northern Arizona	W	47-14	Sept. 23	Albuquerque
Colorado College	L	7-25	Sept. 30	Albuquerque
West Texas State	L	0-6	Oct. 7	Albuquerque
Second Army Air Force	L	6-89	Oct. 14	El Paso
Colorado	L	0-39	Nov. 4	Pueblo
Denver	L	6-41	Nov. 11	Albuquerque
Texas Tech	L	7-13	Nov. 18	Lubbock

Coach: Willis Barnes
Captains: appointed by game

1945 (6-1-1 Overall)

Eastern New Mexico	W	78-0	Sept. 22	Albuquerque
Lubbock Air Force Base	W	39-0	Sept. 29	Albuquerque
West Texas State	W	13-0	Oct. 6	Canyon
Colorado College	W	6-4	Oct. 13	Colorado Springs
Colorado	W	12-6	Nov. 3	Albuquerque
Utah	L	20-21	Nov. 10	Albuquerque
Texas Tech	T	6-6	Nov. 21	Albuquerque
Denver (Sun Bowl)	W	34-24	Jan. 1	El Paso

Coach: Willis Barnes
Captains: appointed by game

1946 (5-5-2 Overall, 4-2-1 Border)

Northern Arizona	W	12-7	Sept. 21	Albuquerque
Utah	L	14-56	Sept. 28	Salt Lake City
West Texas State	W	6-0	Oct. 4	Albuquerque
New Mexico State	W	7-6	Oct. 12	Las Cruces
Hardin-Simmons	L	0-49	Oct. 18	Albuquerque
Colorado	L	13-14	Oct. 26	Boulder
Texas-El Paso	W	21-13	Nov. 2	Albuquerque
Texas Tech	L	0-27	Nov. 9	Albuquerque
Arizona	T	13-13	Nov. 16	Albuquerque
Kansas State	W	14-7	Nov. 23	Albuquerque
Lei Alums	L	14-19	Dec. 22	Honolulu

(Pineapple Bowl)
Coach: Willis Barnes
Captains: appointed by game

1947 (4-5-1 Overall, 1-5-1 Border)

Arizona State	L	12-25	Sept. 27	Albuquerque
Kansas State	W	20-18	Oct. 4	Manhattan
New Mexico State	W	20-0	Oct. 11	Albuquerque
Hardin-Simmons	L	7-33	Oct. 18	Abilene
Arizona	L	12-22	Oct. 25	Tucson
Texas-El Paso	T	20-20	Nov. 1	El Paso
Fresno State	W	34-3	Nov. 8	Albuquerque
Drake	W	8-7	Nov. 15	Albuquerque
Texas Tech	L	20-26	Nov. 22	Albuquerque
West Texas State	L	18-28	Nov. 29	Albuquerque

Coach: Berl Huffman
Captains: Lou Cullen, George Hughes

1948 (2-9 Overall, 1-6 Border)

Colorado	W	9-6	Sept. 25	Boulder
Texas	L	0-47	Oct. 2	Austin
New Mexico State	W	61-0	Oct. 9	Albuquerque
Hardin-Simmons	L	19-28	Oct. 16	Albuquerque
Texas-El Paso	L	13-27	Oct. 23	Albuquerque
Fresno State	L	14-20	Oct. 30	Fresno
Arizona	L	6-14	Nov. 6	Albuquerque
Drake	L	0-14	Nov. 13	Des Moines
Texas Tech	L	7-14	Nov. 20	Lubbock
West Texas State	L	0-19	Nov. 27	Canyon
Arizona State	L	17-28	Dec. 14	Tempe

Coach: Berl Huffman
Captains: appointed by game

1949 (2-8 Overall, 1-6 Border)

Wyoming	L	14-41	Sept. 24	Albuquerque
New Mexico State	W	14-13	Sept. 30	Las Cruces
Rice	L	0-55	Oct. 8	Houston
Hardin-Simmons	L	7-34	Oct. 15	Odesa
Texas-El Paso	L	0-7	Oct. 22	El Paso
Arizona State	L	19-28	Oct. 29	Albuquerque
Arizona	L	14-46	Nov. 5	Tucson
Colorado	W	17-15	Nov. 12	Albuquerque
Texas Tech	L	0-27	Nov. 19	Albuquerque
West Texas State	L	13-41	Nov. 26	Albuquerque

Coach: Berl Huffman
Captains: appointed by game

1950 (2-8 Overall, 2-5 Border)

Northern Arizona	W	78-0	Sept. 23	Albuquerque
Arizona State	L	0-41	Sept. 30	Tempe
New Mexico State	W	26-13	Oct. 7	Albuquerque
West Texas State	L	6-45	Oct. 14	Amarillo
Texas-El Paso	L	13-41	Oct. 21	Albuquerque
Wyoming	L	0-44	Oct. 28	Laramie
Arizona	L	0-38	Nov. 4	Albuquerque
Army (1)	L	0-51	Nov. 11	West Point
Bradley	L	19-20	Nov. 18	Albuquerque
Texas Tech	L	12-37	Nov. 25	Lubbock

Coach: Dudley DeGroot
Captains: appointed by game

1951 (4-7 Overall, 2-4 Skyline)

Northern Arizona	W	55-6	Sept. 22	Albuquerque
Montana	L	7-25	Sept. 29	Missoula
New Mexico State	W	20-0	Oct. 6	Las Cruces
Denver	L	17-33	Oct. 13	Denver
Texas-El Paso	L	7-32	Oct. 20	El Paso
Colorado State	L	15-20	Oct. 27	Albuquerque
Arizona	L	20-32	Nov. 3	Tucson
Wyoming	L	7-41	Nov. 10	Albuquerque
Brigham Young	W	34-0	Nov. 17	Albuquerque
Texas Tech	L	14-60	Nov. 24	Albuquerque
Utah State	W	17-13	Dec. 1	Albuquerque

Coach: Dudley DeGroot
Captains: appointed by game

1952 (7-2 Overall, 5-1 Skyline)

Brigham Young	L	10-14	Sept. 27	Provo
New Mexico State	W	23-0	Oct. 4	Albuquerque
Wyoming	W	7-0	Oct. 18	Laramie
Texas-El Paso	W	14-13	Oct. 25	El Paso
Arizona	L	7-13	Nov. 1	Albuquerque
Denver	W	15-0	Nov. 8	Denver
Colorado State	W	3-0	Nov. 15	Albuquerque
Montana	W	12-6	Nov. 22	Albuquerque
Utah State	W	28-0	Dec. 6	Albuquerque

Coach: Dudley DeGroot
Captains: Floyd J. Barger, Glenn Campbell

1953 (5-3-1 Overall, 3-2-1 Skyline)

Utah State	L	0-6	Sept. 26	Logan
Brigham Young	T	12-12	Oct. 3	Albuquerque
Arizona	L	0-20	Oct. 10	Tucson
San Diego State	W	41-12	Oct. 17	Albuquerque
Montana	W	41-13	Oct. 24	Missoula
Denver	W	20-18	Oct. 31	Albuquerque
New Mexico State	W	28-6	Nov. 7	Las Cruces
Wyoming	W	9-7	Nov. 14	Albuquerque
Colorado State	L	3-9	Nov. 21	Fort Collins

1955 (2-8 Overall, 1-5 Skyline)

New Mexico State	W	14-7	Sept. 17	Albuquerque
Colorado State	L	0-25	Sept. 24	Fort Collins
Texas-El Paso	L	0-34	Oct. 1	Albuquerque
Utah State	L	0-18	Oct. 8	Logan
San Jose State	L	0-14	Oct. 15	Albuquerque
Montana	L	14-19	Oct. 22	Missoula
Denver	L	6-33	Oct. 29	Albuquerque
Wyoming	L	0-20	Nov. 12	Albuquerque
Arizona	L	6-27	Nov. 19	Tucson
Brigham Young	W	21-16	Nov. 26	Albuquerque

Coach: Bob Titchenal

Captains: Jimmy Juarez, Joe Murphy

1956 (4-6 Overall, 2-4 Skyline)

New Mexico State	W	14-6	Sept. 22	Las Cruces
Utah State	W	27-19	Sept. 29	Albuquerque
Texas-El Paso	L	0-34	Oct. 6	El Paso
Wyoming	L	13-20	Oct. 13	Laramie
Arizona	L	12-26	Oct. 20	Albuquerque
Denver	L	24-20	Oct. 26	Denver
Brigham Young	L	12-33	Nov. 3	Provo
Montana	W	14-13	Nov. 17	Albuquerque
San Diego State	W	34-6	Nov. 24	Albuquerque
Colorado State	L	27-28	Dec. 1	Albuquerque

Coach: Dick Clausen

Captains: appointed by game

1957 (4-6 Overall, 2-4 Skyline)

New Mexico State	W	25-7	Sept. 21	Albuquerque
Colorado State	W	30-7	Sept. 28	Fort Collins
Texas-El Paso	L	13-15	Oct. 5	Albuquerque
Utah State	W	14-10	Oct. 12	Logan
Arizona	W	27-0	Oct. 19	Tucson
Montana	L	6-21	Oct. 26	Missoula
Denver	L	0-19	Nov. 1	Albuquerque
Wyoming	L	13-20	Nov. 16	Albuquerque
Air Force	L	0-31	Nov. 23	Colorado Springs
Brigham Young	L	12-14	Nov. 30	Albuquerque

Coach: Dick Clausen

Captains: Jerry Nesbitt, Glen Hakes

1958 (7-3 Overall, 5-1 Skyline)

New Mexico State	W	16-7	Sept. 20	Las Cruces
Texas-El Paso	L	7-15	Sept. 27	El Paso
Montana	W	44-16	Oct. 4	Albuquerque
Utah State	W	34-14	Oct. 11	Albuquerque
Arizona	W	33-13	Oct. 18	Albuquerque
Wyoming	W	13-12	Oct. 25	Laramie
Denver	W	21-15	Oct. 31	Denver
Brigham Young	L	19-36	Nov. 8	Provo
Colorado State	W	17-12	Nov. 15	Albuquerque
Air Force (9)	L	7-45	Nov. 22	Albuquerque

Coach: Marv Levy

Captains: Mason Rose, Don Perkins

1959 (7-3 Overall, 4-2 Skyline)

New Mexico State	L	12-29	Sept. 19	Albuquerque
Colorado State	L	9-14	Sept. 26	Fort Collins
Texas-El Paso	W	17-7	Oct. 3	Albuquerque
Utah State	W	28-6	Oct. 10	Logan
Arizona	W	28-7	Oct. 17	Tucson
Montana	W	55-14	Oct. 24	Missoula
Denver	W	42-0	Oct. 31	Albuquerque
Brigham Young	W	21-6	Nov. 7	Albuquerque
Wyoming	L	20-25	Nov. 14	Albuquerque
Air Force	W	28-27	Nov. 21	Denver

Coach: Marv Levy

Captains: John Garber, Don Perkins

1960 (5-5 Overall, 4-2 Skyline)

University of Mexico	W	77-6	Sept. 17	Albuquerque
Wyoming	L	3-13	Sept. 24	Laramie
Texas-El Paso	L	17-23	Oct. 1	El Paso
New Mexico State	L	0-34	Oct. 8	Albuquerque
Utah State	L	7-46	Oct. 15	Albuquerque
Arizona	L	14-26	Oct. 22	Albuquerque
Denver	W	41-6	Oct. 28	Denver
Brigham Young	W	27-15	Nov. 5	Provo
Colorado State	W	24-6	Nov. 12	Albuquerque
Montana	W	24-7	Nov. 19	Albuquerque

Coach: Bill Weeks

Captain: George Friberg

1961 (7-4 Overall, 3-3 Skyline)

New Mexico State	W	41-7	Sept. 23	Albuquerque
Montana	L	8-40	Sept. 30	Missoula
Texas-El Paso	W	7-6	Oct. 7	Albuquerque
Utah State	L	7-41	Oct. 14	Logan
Arizona	L	21-22	Oct. 21	Tucson
Air Force	W	21-6	Oct. 28	Albuquerque
Utah	W	21-16	Nov. 4	Albuquerque
Wyoming	L	7-33	Nov. 11	Albuquerque
Colorado State	W	20-8	Nov. 18	Fort Collins
Brigham Young	W	34-6	Nov. 25	Albuquerque
Western Michigan (Aviation Bowl)	W	28-12	Dec. 9	Dayton

Coach: Bill Weeks

Captains: Jay McNitt, Chuck Cummings

1962 (7-2-1 Overall, 2-1-1 WAC)**WAC Champs**

New Mexico State	W	28-17	Sept. 15	Albuquerque
Wyoming	W	25-21	Sept. 22	Laramie
Arizona	W	35-25	Sept. 29	Albuquerque
Texas-El Paso	L	14-16	Oct. 6	El Paso
Utah State	W	14-13	Oct. 13	Albuquerque
Utah	T	7-7	Oct. 20	Salt Lake
San Jose State	W	25-13	Oct. 27	San Jose
Brigham Young	L	0-27	Nov. 3	Provo
Colorado State	W	21-8	Nov. 10	Albuquerque
Montana	W	41-12	Nov. 17	Albuquerque

Coach: Bill Weeks

Captains: Bobby Santiago, John Kosor

1963 (6-4 Overall, 3-1 WAC)**WAC Champs**

Texas-El Paso	W	23-7	Sept. 28	Albuquerque
Utah	L	6-19	Oct. 5	Albuquerque
Utah State	L	14-47	Oct. 12	Logan
New Mexico State	L	12-13	Oct. 19	Las Cruces
Montana	W	24-6	Oct. 26	Albuquerque
Colorado State	W	25-0	Nov. 2	Fort Collins
Wyoming	W	17-6	Nov. 9	Albuquerque
Air Force	L	8-30	Nov. 16	Albuquerque
Brigham Young	W	26-0	Nov. 30	Albuquerque
Arizona	W	22-15	Dec. 7	Tucson

Coach: Bill Weeks

Captains: Eddie Stokes, Scott Henington

1964 (9-2 Overall, 3-1 WAC)**WAC Tri-Champs**

Utah	L	0-16	Sept. 19	Salt Lake
Montana	W	20-10	Sept. 26	Albuquerque
Brigham Young	W	26-14	Oct. 2	Provo
Arizona	W	10-7	Oct. 10	Albuquerque
Utah State	L	3-14	Oct. 17	Albuquerque
New Mexico State	W	18-14	Oct. 24	Albuquerque
Wyoming	W	17-6	Oct. 31	Laramie
Texas-El Paso	W	20-12	Nov. 7	El Paso
Colorado State	W	42-9	Nov. 14	Albuquerque
Hawai'i	W	20-0	Nov. 20	Honolulu
Kansas State	W	9-7	Nov. 28	Albuquerque

Coach: Bill Weeks

Captains: Chuck Kelly, Wayne Tvrdik

1965 (3-7 Overall, 2-3 WAC)

Texas-El Paso	L	14-35	Sept. 25	Albuquerque
Colorado State	L	22-27	Oct. 2	Fort Collins
Arizona	W	24-2	Oct. 9	Tucson
Utah	W	13-10	Oct. 16	Albuquerque
Arizona State	L	14-27	Oct. 23	Tempe
San Jose State	L	7-27	Oct. 30	Albuquerque
Wyoming	L	9-27	Nov. 6	Albuquerque
New Mexico State	L	6-20	Nov. 13	Las Cruces
Iowa State	W	10-9	Nov. 20	Albuquerque
Brigham Young	L	8-42	Nov. 27	Albuquerque

Coach: Bill Weeks

Captains: Stan Quintana, Dave Hettema

1966 (2-8 Overall, 0-5 WAC)

Utah State	W	17-8	Sept. 17	Albuquerque
Kansas State	W	28-8	Sept. 24	Manhattan
Texas-El Paso	L	3-51	Oct. 1	El Paso
Arizona	L	15-36	Oct. 8	Albuquerque
Wyoming	L	7-37	Oct. 15	Laramie
Brigham Young	L	6-33	Oct. 22	Albuquerque
Utah	L	0-27	Oct. 29	Salt Lake City
Colorado State	L	6-45	Nov. 5	Albuquerque
New Mexico State	L	12-47	Nov. 12	Albuquerque
Arizona State	L	7-28	Nov. 19	Tempe

Coach: Bill Weeks

Captains: Wally Seis, Albert O'Neal

1967 (1-9 Overall, 0-5 WAC)

Idaho State	W	24-3	Sept. 16	Albuquerque
Brigham Young	L	14-44	Sept. 23	Provo
Iowa State	L	12-17	Sept. 30	Ames
Utah	L	27-42	Oct. 7	Albuquerque
Arizona State	L	23-56	Oct. 14	Albuquerque
San Jose State	L	14-52	Oct. 21	San Jose
Texas-El Paso	L	12-75	Oct. 27	Albuquerque
Arizona	L	13-48	Nov. 4	Tucson
Wyoming (7)	L	6-42	Nov. 11	Albuquerque
New Mexico State	L	7-54	Nov. 18	Albuquerque

Coach: Bill Weeks

Captains: Jim Boller, Rex Henington

1968 (0-10 Overall, 0-7 WAC)

Colorado State	L	13-21	Sept. 14	Albuquerque
Texas-El Paso	L	15-44	Sept. 21	El Paso
Arizona	L	8-19	Sept. 28	Albuquerque
Kansas (8)	L	7-68	Oct. 5	Lawrence
Utah	L	7-30	Oct. 12	Salt Lake
San Jose State	L	24-55	Oct. 19	Albuquerque
Wyoming	L	6-35	Oct. 26	Laramie
Arizona State	L	28-63	Nov. 2	Tempe
New Mexico State	L	6-33	Nov. 16	Albuquerque
Brigham Young	L	6-35	Nov. 23	Albuquerque

Coach: Rudy Feldman

Captains: David Harris, Ace Hendricks, John Pautsch

1969 (4-6 Overall, 1-5 WAC)

Army	L	14-31	Sept. 20	West Point
Texas-El Paso	L	6-21	Sept. 27	Albuquerque
Kansas	W	16-7	Oct. 4	Albuquerque
Brigham Young	L	15-41	Oct. 11	Provo
Utah	L	0-24	Oct. 18	Albuquerque
Arizona	L	28-52	Oct. 25	Tucson
San Jose State	W	27-24	Nov. 1	San Jose
Arizona State	L	17-48	Nov. 8	Albuquerque
Wyoming	W	24-12	Nov. 15	Albuquerque
New Mexico State	W	24-21	Nov. 22	Las Cruces

Coach: Rudy Feldman

Captains: Willie Shaw, Rodney Wallace

1970 (7-3 Overall, 5-1 WAC)

Iowa State	L	3-32	Sept. 19	Albuquerque
Utah	W	34-28	Sept. 26	Salt Lake City
Kansas	L	23-49	Oct. 3	Lawrence
San Jose State	W	48-25	Oct. 10	Albuquerque
New Mexico State	W	24-17	Oct. 17	Albuquerque
Wyoming	W	17-7	Oct. 24	Laramie
Texas-El Paso	W	35-16	Oct. 31	El Paso
Arizona	W	35-7	Nov. 7	Albuquerque
Brigham Young	W	51-8	Nov. 14	Albuquerque
Arizona State (9)	L	21-33	Nov. 21	Tempe

Coach: Rudy Feldman

Captains: Sam Scarber, Rodney Wallace

1971 (6-3-2 Overall, 5-1 WAC)

Texas Tech	W	13-10	Sept. 18	Lubbock
Iowa State	L	20-44	Sept. 25	Albuquerque
Brigham Young	W	14-0	Oct. 1	Provo
New Mexico State	T	35-35	Oct. 9	Albuquerque
San Jose State	T	21-21	Oct. 16	San Jose
Arizona State (14)	L	28-60	Oct. 23	Albuquerque
Arizona	W	34-28	Oct. 30	Tucson
Utah	W	57-39	Nov. 6	Albuquerque
Texas-El Paso	W	49-13	Nov. 13	Albuquerque
Wyoming	W	49-14	Nov. 20	Albuquerque
Hawai'i	L	21-28	Nov. 27	Honolulu

Coach: Rudy Feldman

Captains: Rocky Long, Herman Fredenberg, Bob Gaines

1972 (3-8 Overall, 2-4 WAC)

NMSU	W	55-20	Sept. 16	Albuquerque
Texas Tech	L	16-41	Sept. 23	Albuquerque
Iowa State	L	0-31	Sept. 30	Ames
Wyoming	W	17-14	Oct. 7	Laramie
Arizona	L	15-27	Oct. 14	Albuquerque
Texas-El Paso	W	56-7	Oct. 21	El Paso
Utah	L	14-59	Oct. 28	Salt Lake
San Jose State	L	7-14	Nov. 4	Albuquerque
Arizona State (19)	L	7-60	Nov. 11	Tempe
Houston	L	14-33	Nov. 18	Houston
Brigham Young	L	7-21	Nov. 25	Albuquerque

Coach: Rudy Feldman

Captains: John Urban, George Oakes

1973 (4-7 Overall, 3-4 WAC)

New Mexico State	W	48-6	Sept. 15	Albuquerque
Texas Tech	L	7-41	Sept. 22	Lubbock
Air Force	L	6-10	Sept. 29	Colorado Springs
Arizona State (12)	L	24-67	Oct. 6	Albuquerque
Arizona	L	14-22	Oct. 13	Tucson
Texas-El Paso	W	49-0	Oct. 20	Albuquerque
San Jose State	L	0-15	Oct. 27	San Jose
Brigham Young	L	21-56	Nov. 3	Provo
Utah	L	35-36	Nov. 10	Albuquerque
Wyoming	W	23-21	Nov. 17	Albuquerque
Colorado State	W	30-13	Nov. 24	Fort Collins

Coach: Rudy Feldman

Captains: Rich Diller, Don Woods, Don Hubbard

1974 (4-6-1 Overall, 3-4 WAC)

Colorado State	W	32-23	Sept. 14	Albuquerque
Texas Tech	T	21-21	Sept. 21	Albuquerque
Arizona (15)	L	10-15	Sept. 28	Albuquerque
Iowa State	L	3-27	Oct. 5	Ames
San Jose State	L	11-13	Oct. 12	Albuquerque
Wyoming	W	32-21	Oct. 19	Laramie
Arizona State (14)	L	7-41	Oct. 26	Tempe
New Mexico State	W	26-24	Nov. 2	Albuquerque
Utah	L	10-21	Nov. 9	Salt Lake
Brigham Young	L	3-36	Nov. 16	Albuquerque
Texas-El Paso	W	37-21	Nov. 23	El Paso

1978 (7-5 Overall, 3-3 WAC)

Hawai'i	L	16-22	Sept. 9	Honolulu
Wichita State	W	16-14	Sept. 16	Wichita
Nevada-Las Vegas	W	24-0	Sept. 23	Albuquerque
Brigham Young	L	23-27	Sept. 30	Albuquerque
Wyoming	W	19-15	Oct. 7	Laramie
Texas Tech	L	23-36	Oct. 14	Albuquerque
New Mexico State	W	35-20	Oct. 21	Albuquerque
Texas-El Paso	W	21-0	Oct. 28	El Paso
Utah	W	24-12	Nov. 4	Salt Lake
Colorado State	L	15-26	Nov. 11	Albuquerque
Pacific	W	44-6	Nov. 18	Albuquerque
San Diego State	L	24-27	Nov. 25	San Diego

Coach: Bill Mondt

Captains: appointed by game

1979 (6-6 Overall, 3-4 WAC)

Louisiana Tech	W	34-0	Sept. 1	Albuquerque
Oregon State	W	35-16	Sept. 8	Albuquerque
Texas Tech	L	7-17	Sept. 15	Lubbock
Hawai'i	L	3-20	Sept. 22	Honolulu
New Mexico State	W	30-16	Sept. 29	Las Cruces
San Diego State	L	7-35	Oct. 6	Albuquerque
Nevada-Las Vegas	L	20-28	Oct. 13	Las Vegas
Texas-El Paso	W	20-0	Oct. 20	Albuquerque
Brigham Young (11)	L	7-59	Oct. 27	Provo
Utah	L	7-26	Nov. 3	Albuquerque
Colorado State	W	24-9	Nov. 10	Fort Collins
Wyoming	W	17-3	Nov. 17	Albuquerque

Coach: Bill Mondt

Captains: appointed by game

1980 (4-7 Overall, 3-4 WAC)

Brigham Young (19)	W	25-21	Sept. 6	Albuquerque
Missouri (17)	L	16-47	Sept. 13	Columbia
Texas Tech	L	17-28	Sept. 20	Lubbock
New Mexico State	W	52-19	Sept. 27	Albuquerque
Wyoming	W	24-21	Oct. 4	Laramie
Colorado State	L	26-31	Oct. 11	Albuquerque
Hawai'i	L	14-31	Oct. 18	Albuquerque
Texas-El Paso	W	22-21	Oct. 25	El Paso
Nevada-Las Vegas	L	7-72	Nov. 1	Albuquerque
Utah	L	21-49	Nov. 8	Salt Lake
San Diego State	L	22-24	Nov. 22	San Diego

Coach: Joe Morrison

Captains: appointed by game

1981 (4-7-1 Overall, 3-4-1 WAC)

Houston	L	10-21	Sept. 5	Houston
Nevada-Las Vegas	L	42-49	Sept. 12	Las Vegas
Texas Tech	L	21-28	Sept. 19	Lubbock
Air Force	W	17-10	Sept. 26	Albuquerque
San Diego State	L	15-17	Oct. 3	Albuquerque
Texas-El Paso	W	26-3	Oct. 10	Albuquerque
Hawai'i	L	13-23	Oct. 17	Honolulu
New Mexico State	W	17-13	Oct. 24	Las Cruces
Brigham Young	L	7-31	Oct. 31	Provo
Utah	T	7-7	Nov. 7	Albuquerque
Colorado State	W	28-16	Nov. 14	Fort Collins
Wyoming	L	12-13	Nov. 21	Albuquerque

Coach: Joe Morrison

Captains: appointed by game

1982 (10-1 Overall, 6-1 WAC)

Wyoming	W	41-20	Sept. 4	Laramie
Texas Tech	W	14-0	Sept. 11	Albuquerque
Nevada-Las Vegas	W	49-21	Sept. 18	Albuquerque
Air Force	W	49-37	Oct. 2	Colorado Springs
Brigham Young	L	12-40	Oct. 9	Albuquerque
San Diego State	W	22-17	Oct. 16	San Diego
New Mexico State	W	66-14	Oct. 23	Albuquerque
North Texas State	W	20-17	Oct. 30	Denton
Texas-El Paso	W	31-18	Nov. 6	El Paso
Colorado State	W	29-24	Nov. 13	Albuquerque
Hawai'i	W	41-17	Nov. 18	Albuquerque

Coach: Joe Morrison

Captains: appointed by game

1983 (6-6 Overall, 4-3 WAC)

Utah	W	17-0	Sept. 3	Albuquerque
Tennessee	L	6-31	Sept. 10	Knoxville
Arkansas	L	0-17	Sept. 17	Little Rock
New Mexico State	W	31-0	Sept. 24	Las Cruces
North Texas State	L	8-18	Oct. 1	Albuquerque
Texas Tech	W	30-10	Oct. 8	Lubbock
Brigham Young (19)	L	21-66	Oct. 15	Provo
Hawai'i	L	16-25	Oct. 22	Honolulu
Colorado State	L	24-25	Oct. 29	Fort Collins
Wyoming	W	17-10	Nov. 5	Albuquerque
Texas-El Paso	W	35-0	Nov. 12	Albuquerque
San Diego State	W	34-14	Nov. 19	Albuquerque

Coach: Joe Lee Dunn

Captains: appointed by game

1984 (4-8 Overall, 1-7 WAC)

New Mexico State	W	61-21	Sept. 8	Albuquerque
West Texas State	W	27-0	Sept. 15	Albuquerque
Texas Tech	W	29-24	Sept. 22	Albuquerque
Texas-El Paso	W	34-7	Sept. 29	El Paso
Utah	L	14-38	Oct. 5	Salt Lake
Colorado State	L	10-16	Oct. 13	Albuquerque
Wyoming	L	21-59	Oct. 20	Laramie
Brigham Young (4)	L	0-48	Oct. 25	Albuquerque
Baylor	L	2-38	Nov. 3	Waco
Air Force	L	9-23	Nov. 10	Albuquerque
San Diego State	L	31-37	Nov. 17	San Diego
Hawai'i	L	13-48	Nov. 24	Honolulu

Coach: Joe Lee Dunn

Captains: appointed by game

1985 (3-8 Overall, 2-6 WAC)

Texas Tech	L	31-32	Sept. 7	Lubbock
New Mexico State	W	34-27	Sept. 14	Las Cruces
Air Force (18)	L	12-49	Sept. 28	Albuquerque
Nebraska (13)	L	7-38	Oct. 5	Lincoln
Colorado State	L	28-45	Oct. 12	Albuquerque
Brigham Young (9)	L	23-45	Oct. 19	Albuquerque
Hawai'i	L	17-27	Oct. 26	Albuquerque
Texas-El Paso	W	27-23	Nov. 2	El Paso
Utah	L	49-58	Nov. 9	Salt Lake
Wyoming	W	41-16	Nov. 16	Albuquerque
San Diego State	L	20-55	Nov. 23	San Diego

Coach: Joe Lee Dunn

Captains: appointed by game

1986 (4-8 Overall, 2-5 WAC)

Tennessee (10)	L	21-35	Sept. 6	Knoxville
Brigham Young (9)	L	30-31	Sept. 13	Provo
Texas Tech	L	7-14	Sept. 20	Lubbock
San Diego State	L	34-38	Sept. 27	Albuquerque
Hawai'i	L	10-27	Oct. 4	Honolulu
Texas-El Paso	W	24-22	Oct. 11	Albuquerque
Utah	W	47-43	Oct. 18	Albuquerque
New Mexico State	W	45-14	Oct. 25	Albuquerque
Wyoming	L	25-35	Nov. 1	Laramie
Tulsa	L	27-34	Nov. 8	Albuquerque
Colorado State	L	27-32	Nov. 15	Fort Collins
Memphis State	W	20-13	Nov. 22	Memphis

Coach: Joe Lee Dunn

Captains: appointed by game

1987 (0-11 Overall, 0-8 WAC)

Utah	L	20-24	Sept. 5	Salt Lake
New Mexico State	L	14-17	Sept. 12	Las Cruces
Arizona	L	9-20	Sept. 19	Tucson
Brigham Young	L	25-45	Sept. 26	Albuquerque
Hawai'i	L	31-41	Oct. 3	Albuquerque
Colorado State	L	13-35	Oct. 10	Fort Collins
Texas-El Paso	L	0-34	Oct. 17	El Paso
Wyoming	L	16-59	Nov. 7	Albuquerque
Air Force	L	26-73	Nov. 14	Albuquerque
San Diego State	L	30-53	Nov. 21	San Diego
Arkansas	L	25-43	Nov. 28	Little Rock

Coach: Mike Sheppard

Captains: Kirk Allen, Terence Donaldson, Barry Garrison, Fred Mady

1988 (2-10 Overall, 1-7 WAC)

Fresno State	L	21-68	Sept. 3	Albuquerque
New Mexico State	W	36-34	Sept. 10	Las Cruces
Texas	L	0-47	Sept. 17	Austin
Akron	L	28-30	Sept. 24	Albuquerque
Air Force	L	14-63	Oct. 1	Colorado Springs
Utah	L	27-33	Oct. 8	Albuquerque
Wyoming	L	7-55	Oct. 15	Laramie
Texas-El Paso	L	0-37	Oct. 22	Albuquerque
Brigham Young	L	0-65	Oct. 29	Provo
Hawai'i	L	3-45	Nov. 5	Honolulu
Colorado State	W	24-23	Nov. 12	Albuquerque
San Diego State	L	10-18	Nov. 19	Albuquerque

Coach: Mike Sheppard

Captains: John Duff, Scott Howard, Art Martinez, Phillip Vaughan

1989 (2-10 Overall, 0-7 WAC)

Brigham Young (19)	L	3-24	Sept. 2	Albuquerque
New Mexico State	W	45-13	Sept. 9	Albuquerque
Texas Tech	L	20-27	Sept. 16	Lubbock
Tulsa	L	33-35	Sept. 23	Tulsa
Hawai'i	L	14-60	Sept. 30	Honolulu
Colorado State	L	20-34	Oct. 7	Albuquerque
Texas-El Paso	L	7-26	Oct. 14	El Paso
Florida	L	21-27	Oct. 21	Gainesville
Wyoming	L	23-24	Oct. 28	Albuquerque
San Diego State	L	28-45	Nov. 4	San Diego
Utah	L	39-41	Nov. 11	Salt Lake
Fresno State (23)	W	45-22	Nov. 18	Albuquerque

Coach: Mike Sheppard

Captains: Brett Heber, Terance Mathis, Nate Morris, Jay Schultz

1990 (2-10 Overall, 1-6 WAC)

New Mexico State	W	29-12	Sept. 1	Las Cruces
Fresno State	L	17-24	Sept. 8	Fresno
Arizona (20)	L	10-25	Sept. 15	Albuquerque
Texas Tech	L	32-34	Sept. 22	Albuquerque
Kansas State	L	6-38	Sept. 29	Manhattan
Texas-El Paso	W	48-28	Oct. 6	Albuquerque
Wyoming (23)	L	22-25	Oct. 13	Laramie
Colorado State	L	7-47	Oct. 20	Fort Collins
Brigham Young (7)	L	31-55	Oct. 27	Provo
Hawai'i	L	16-43	Nov. 3	Honolulu
Utah	L	27-29	Nov. 10	Albuquerque
San Diego State	L	34-40	Nov. 17	Albuquerque

Coach: Mike Sheppard

Captains: John Bell, Kurt Jensen, Eric Morgan, Nate Morris

1991 (3-9 Overall, 2-6 WAC)

Texas-El Paso	L	19-35	Aug. 31	El Paso
TCU	L	7-60	Sept. 7	Ft. Worth
Hawai'i	L	13-35	Sept. 14	Honolulu
Nevada-Las Vegas	L	22-23	Sept. 21	Albuquerque
New Mexico State	W	17-10	Sept. 28	Albuquerque
Fresno State	L	17-94	Oct. 5	Fresno
San Diego State	L	24-38	Oct. 12	San Diego
Wyoming	L	19-39	Oct. 19	Albuquerque
Brigham Young	L	23-41	Oct. 26	Albuquerque
Air Force	W	34-32	Nov. 2	Albuquerque
Utah	L	7-30	Nov. 9	Salt Lake
Colorado State	W	38-36	Nov. 16	Fort Collins

Coach: Mike Sheppard

Captains: Fred Easter, Marcus Goodloe, Kim McCall, Troy Rosse-an, Steve Slater, Doug Zikan

1992 (3-8 Overall, 2-6 WAC)

TCU	W	24-7	Sept. 5	Albuquerque
New Mexico State	L	39-42	Sept. 12	Las Cruces
SMU	L	13-20	Sept. 19	Albuquerque
Air Force	L	32-33	Sept. 26	Colorado Springs
San Diego State	L	21-49	Oct. 3	Albuquerque
Wyoming	L	21-35	Oct. 10	Laramie
Utah	W	24-7	Oct. 17	Albuquerque
Fresno State	L	28-31	Oct. 24	Fresno
Brigham Young	L	0-35	Nov. 7	Provo
Texas-El Paso	W	35-14	Nov. 14	Albuquerque
Colorado State	L	10-14	Nov. 21	Albuquerque

Coach: Dennis Franchione

Captains: Willie Barry, Jesse Becton, Stoney Case, Steve Green, Justin Hall, Clint Hall

1993 (6-5 Overall, 4-4 WAC)

Brigham Young (19)	L	31-34	Sept. 4	Albuquerque
TCU	L	34-35	Sept. 11	Fort Worth
Fresno State	L	24-41	Sept. 18	Albuquerque
New Mexico State	W	42-7	Sept. 25	Albuquerque
Hawai'i	W	41-14	Oct. 2	Albuquerque
Utah	W	42-35	Oct. 9	Salt Lake
San Diego State	L	17-20	Oct. 23	San Diego
Colorado State	L	20-21	Oct. 30	Fort Collins
Idaho State	W	39-13	Nov. 6	Albuquerque
Wyoming	W	10-7	Nov. 13	Albuquerque
Texas-El Paso	W	35-29	Nov. 20	El Paso

Coach: Dennis Franchione

Captains: Stoney Case, Trent Coit, Dan Coverley, Alex Crowder, David Sloan

1994 (5-7 Overall, 4-4 WAC)

Texas Tech	L	31-37	Sept. 3	Lubbock
TCU	L	29-44	Sept. 10	Albuquerque
SMU	L	31-34	Sept. 17	Dallas
Brigham Young	L	47-49	Sept. 24	Provo
Colorado State (21)	L	31-38	Oct. 1	Albuquerque
Hawai'i	W	38-21	Oct. 8	Honolulu
San Diego State	L	13-20	Oct. 15	Albuquerque
New Mexico State	W	56-31	Oct. 22	Las Cruces
Fresno State	W	49-32	Oct. 29	Fresno
Utah (8)	W	23-21	Nov. 5	Albuquerque
Wyoming	L	28-38	Nov. 12	Laramie
Texas-El Paso	W	25-21	Nov. 19	Albuquerque

Coach: Dennis Franchione

Captains: Stoney Case, Trent Coit, Dan Coverley, Alex Crowder, David Sloan

1995 (4-7 Overall, 2-6 WAC)

Northern Arizona	W	45-21	Sept. 2	Albuquerque
Utah	L	9-36	Sept. 16	Albuquerque
New Mexico State	W	36-24	Sept. 23	Albuquerque
Air Force	L	24-27	Sept. 30	Albuquerque
Fresno State	L	34-51	Oct. 7	Fresno
Hawai'i	W	24-10	Oct. 14	Albuquerque
Colorado State	W	22-14	Oct. 21	Fort Collins
Texas Tech (22)	L	7-34	Oct. 28	Albuquerque
San Diego State	L	29-38	Nov. 4	San Diego
Brigham Young	L	14-31	Nov. 11	Albuquerque
Texas-El Paso	L	12-17	Nov. 18	El Paso

Coach: Dennis Franchione

Captains: UNM's 12 seniors

1996 (6-5 Overall, 3-5 WAC)

New Mexico State	W</
------------------	-----

1999 (4-7 Overall, 3-4 Mountain West)

Texas-El Paso	L 10-13	Sept. 4	El Paso
New Mexico State	L 28-35	Sept. 11	Albuquerque
Northern Arizona	W 45-14	Sept. 18	Albuquerque
Boise State	L 9-20	Sept. 25	Boise
San Diego State	W 24-21	Oct. 9	San Diego
Brigham Young (20)	L 7-31	Oct. 16	Albuquerque
UNLV	W 27-6	Oct. 30	Albuquerque
Colorado State	L 22-36	Nov. 6	Albuquerque
Utah	L 7-52	Nov. 13	Salt Lake City
Wyoming	L 28-42	Nov. 20	Laramie
Air Force	W 33-28	Nov. 27	Albuquerque

Coach: Rocky Long

Captains: Jason Carson, Henry Stephens, Brian Urlacher, Martinez Williams

2000 (5-7 Overall, 3-4 Mountain West)

Texas Tech	L 3-24	Aug. 26	Lubbock
Boise State	L 14-31	Sept. 2	Albuquerque
Oregon State	L 20-28	Sept. 9	Albuquerque
New Mexico State	W 16-13	Sept. 16	Las Cruces
Northern Arizona	W 35-28	Sept. 23	Albuquerque
Wyoming	W 45-10	Sept. 30	Albuquerque
Colorado State	L 14-17	Oct. 7	Fort Collins
Air Force	W 29-23	Oct. 21	Colorado Springs
Utah	W 10-3	Oct. 28	Albuquerque
San Diego State	L 16-17	Nov. 4	Albuquerque
UNLV	L 14-18	Nov. 11	Las Vegas
Brigham Young	L 13-17	Nov. 18	Provo

Coach: Rocky Long

Captains: Mike Barnett, Jarrod Baxter, Henry Stephens

2001 (6-5 Overall, 4-3 Mountain West)

UTEP	W 26-6	Sept. 1	Albuquerque
Texas Tech	L 30-42	Sept. 8	Lubbock
Baylor	L 13-16 (OT)	Sept. 22	Waco
Utah	L 16-37	Sept. 29	Salt Lake City
Wyoming	W 30-29	Oct. 6	Laramie
Brigham Young (17)	L 20-24	Oct. 13	Albuquerque
Air Force	W 52-33	Oct. 27	Albuquerque
San Diego State	W 20-15	Nov. 3	San Diego
UNLV	W 27-17	Nov. 10	Albuquerque
Colorado State	L 17-24	Nov. 17	Albuquerque
New Mexico State	W 53-0	Nov. 24	Albuquerque

Coach: Rocky Long

Captains: Jarrod Baxter, Rudy Caamano, Mohammed Konte, Brian Johnson, Jeremy Sorenson

2002 (7-7 Overall, 5-2 Mountain West)

North Carolina State (25)	L 14-34	Aug. 24	Raleigh
Weber State	W 38-24	Aug. 31	Albuquerque
Air Force	L 31-38 (OT)	Sept. 7	Colorado Springs
Baylor	W 23-0	Sept. 14	Albuquerque
New Mexico State	L 13-24	Sept. 21	Las Cruces
Texas Tech	L 0-49	Sept. 27	Albuquerque
UNLV	W 25-16	Oct. 12	Las Vegas
Utah State	L 44-45 (OT)	Oct. 19	Logan
Utah	W 42-35 (2OT)	Oct. 26	Albuquerque
San Diego State	W 15-8	Nov. 9	Albuquerque
Brigham Young	W 20-16	Nov. 16	Provo
Colorado State (20)	L 14-22	Nov. 23	Fort Collins
Wyoming	W 49-20	Nov. 30	Albuquerque
UCLA (Las Vegas Bowl)	L 13-27	Dec. 25	Las Vegas

Coach: Rocky Long

Captains: Dwight Counter, Hebrews Josue, Casey Kelly, Charles Moss

2003 (8-5 Overall, 5-2 Mountain West)

Texas State-San Marcos	W 72-8	Aug. 30	Albuquerque
Texas Tech	L 28-42	Sept. 6	Lubbock
Brigham Young	L 7-10	Sept. 13	Albuquerque
Washington State (24)	L 13-23	Sept. 20	Pullman
New Mexico State	W 24-17	Sept. 27	Albuquerque
Utah State	W 34-7	Oct. 4	Albuquerque
San Diego State	W 30-7	Oct. 18	San Diego
Utah (23)	W 47-35	Oct. 25	Salt Lake
UNLV	L 35-37	Nov. 1	Albuquerque
Colorado State	W 37-34	Nov. 7	Albuquerque
Air Force	W 24-12	Nov. 15	Albuquerque
Wyoming	W 26-3	Nov. 22	Laramie
Oregon State (Las Vegas Bowl)	L 14-55	Dec. 22	Las Vegas

Coach: Rocky Long

Captains: Terrell Golden, Casey Kelly, Jason Lenzmeier, D.J. Renteria

2004 (7-5 Overall, 5-2 Mountain West)

Washington State	L 17-21	Sept. 3	Albuquerque
Texas Tech	W 27-24	Sept. 11	Albuquerque
Oregon State	L 7-17	Sept. 18	Corvallis
New Mexico State	W 38-3	Sept. 25	Las Cruces
Utah (14)	L 7-28	Oct. 1	Albuquerque
Air Force	L 23-28	Oct. 9	Colorado Springs
UNLV	W 24-20	Oct. 16	Las Vegas
San Diego State	W 19-9	Oct. 23	Albuquerque
Colorado State	W 26-17	Oct. 30	Fort Collins
Brigham Young	W 21-14	Nov. 13	Provo
Wyoming	W 16-9	Nov. 20	Albuquerque
Navy (Emerald Bowl)	L 19-34	Dec. 30	San Francisco

Coach: Rocky Long

Captains: Josh Bazinet, DonTrell Moore, Nick Speegle, Claude Terrell

2005 (6-5 Overall, 4-4 Mountain West)

UNLV	W 24-22	Sept. 5	Albuquerque
Missouri	W 45-35	Sept. 10	Columbia
New Mexico State	W 38-21	Sept. 17	Albuquerque
UTEP	L 13-21	Sept. 24	El Paso
TCU	L 28-49	Oct. 1	Fort Worth
Brigham Young	L 24-27	Oct. 8	Albuquerque
Wyoming	W 27-24	Oct. 15	Laramie
San Diego State	W 47-23	Oct. 22	San Diego
Colorado State	L 25-35	Oct. 28	Albuquerque
Utah	W 31-27	Nov. 12	Salt Lake City
Air Force	L 24-42	Nov. 19	Albuquerque

Coach: Rocky Long

Captains: Hank Baskett III, Mike Mohoric, DonTrell Moore, Marcus Parker

2006 (6-7 Overall, 4-4 Mountain West)

Portland State	L 6-17	Sept. 2	Albuquerque
New Mexico State	W 34-28	Sept. 9	Las Cruces
Missouri	L 17-27	Sept. 16	Albuquerque
UTEP	W 26-13	Sept. 23	Albuquerque
Air Force	L 7-24	Sept. 30	Colorado Springs
Wyoming	L 10-14	Oct. 7	Albuquerque
UNLV	W 39-36 (OT)	Oct. 14	Las Vegas
Utah	W 34-31	Oct. 19	Albuquerque
Colorado State	W 20-19	Oct. 28	Fort Collins
TCU	L 21-27	Nov. 11	Albuquerque
Brigham Young (23)	L 17-42	Nov. 18	Provo
San Diego State	W 41-14	Nov. 25	Albuquerque
San Jose State (New Mexico Bowl)	L 12-20	Dec. 23	Albuquerque

Coach: Rocky Long

Captains: Quincy Black, Cody Kase, Kole McKamey, Robert Turner

2007 (9-4 Overall, 5-3 Mountain West)

UTEP	L 6-10	Sept. 1	El Paso
New Mexico State	W 44-34	Sept. 8	Albuquerque
Arizona	W 29-27	Sept. 15	Tucson
Sacramento State	W 58-0	Sept. 22	Albuquerque
Brigham Young	L 24-31	Sept. 29	Albuquerque
Wyoming	W 20-3	Oct. 13	Laramie
San Diego State	W 20-17	Oct. 20	San Diego
Air Force	W 34-31	Oct. 25	Albuquerque
TCU	L 0-37	Nov. 3	Fort Worth
Colorado State	W 26-23	Nov. 10	Albuquerque
Utah	L 10-28	Nov. 17	Salt Lake City
UNLV	W 27-6	Nov. 24	Albuquerque
Nevada (New Mexico Bowl)	W 23-0	Dec. 22	Albuquerque

Coach: Rocky Long

Captains: Travis Brown, Cody Kase, Marcus Smith, OJ Swift

2008 (4-8 Overall, 2-6 Mountain West)

TCU	L 3-26	Aug. 30	Albuquerque
Texas A&M	L 22-28	Sept. 6	Albuquerque
Arizona	W 36-28	Sept. 13	Albuquerque
Tulsa	L 14-56	Sept. 20	Tulsa
New Mexico State	W 35-24	Sept. 27	Las Cruces
Wyoming	W 24-0	Oct. 4	Albuquerque
Brigham Young (8)	L 3-21	Oct. 11	Provo
San Diego State	W 70-7	Oct. 18	Albuquerque
Air Force	L 10-23	Oct. 23	Colorado Springs
Utah (9)	L 10-13	Nov. 1	Albuquerque
UNLV	L 20-27	Nov. 8	Las Vegas
Colorado State	L 6-20	Nov. 15	Fort Collins

Coach: Rocky Long

Captains: Zach Arnett, Rodney Ferguson, Donovan Porterie, Glover Quin

2009 (1-11 Overall, 1-7 Mountain West)

Texas A&M	L 6-41	Sept. 5	College Station
Tulsa	L 10-44	Sept. 12	Albuquerque
Air Force	L 13-37	Sept. 19	Albuquerque
New Mexico State	L 17-20	Sept. 26	Albuquerque
Texas Tech	L 28-48	Oct. 3	Lubbock
Wyoming	L 13-37	Oct. 10	Laramie
UNLV	L 17-34	Oct. 24	Albuquerque
San Diego State	L 20-23	Oct. 31	San Diego
Utah (14)	L 14-45	Nov. 7	Salt Lake City
Brigham Young (22)	L 19-24	Nov. 14	Albuquerque
Colorado State	W 29-27	Nov. 21	Albuquerque
TCU (4)	L 10-51	Nov. 28	Fort Worth

Coach: Michael Locksley

Captains: Erik Cook, Victor James, Carmen Messina, Frankie Solomon

2010 (1-11 Overall, 1-7 Mountain West)

Oregon (11)	L 0-72	Sept. 4	Oregon
Texas Tech	L 17-52	Sept. 11	Albuquerque
Utah (14)	L 14-56	Sept. 18	Albuquerque
UNLV	L 10-45	Sept. 25	Las Vegas
UTEP	L 20-37	Oct. 2	Albuquerque
New Mexico State	L 14-16	Oct. 9	Las Cruces
San Diego State	L 20-30	Oct. 23	Albuquerque
Colorado State	L 14-38	Oct. 30	Fort Collins
Wyoming	W 34-31	Nov. 6	Albuquerque
Air Force	L 23-48	Nov. 13	Colorado Springs
Brigham Young	L 7-40	Nov. 20	Provo
TCU (3)	L 17-66	Nov. 27	Albuquerque

Coach: Mike Locksley

Captains: Byron Bell, Mike Cannon, Seth Johannemann

2011 (1-11 Overall, 1-6 Mountain West)

Colorado State	L 10-14	Sept. 3	Albuquerque
Arkansas (13)	L 3-52	Sept. 10	Little Rock
Texas Tech	L 13-59	Sept. 17	Albuquerque
Sam Houston State L	45-48 (OT)	Sept. 24	Albuquerque
New Mexico State	L 28-42	Oct. 1	Albuquerque
Nevada	L 7-49	Oct. 15	Reno
TCU	L 0-69	Oct. 22	Fort Worth
Air Force	L 0-42	Oct. 29	Albuquerque
San Diego State	L 7-35	Nov. 5	San Diego
UNLV	W 21-14	Nov. 12	Albuquerque
Wyoming	L 10-31	Nov. 19	Laramie
Boise State (8)	L 0-45	Dec. 3	Boise

Coach: Mike Locksley / George Barlow

Captains: Bubba Forrest, B.R. Holbrook, Carmen Messina

2012 (4-9 Overall, 1-7 Mountain West)

Southern	W 66-21	Sept. 1	Albuquerque
Texas (17)	L 0-45	Sept. 8	Austin
Texas Tech	L 14-49	Sept. 15	Lubbock
New Mexico State	W 27-14	Sept. 22	Las Cruces
Boise State (24)	L 29-32	Sept. 29	Albuquerque
Texas State	W 35-14	Oct. 6	Albuquerque
Hawai'i	W 35-23	Oct. 13	Honolulu
Air Force	L 23-28	Oct. 20	Colorado Springs
Fresno State	L 32-49	Oct. 27	Albuquerque
UNLV	L 7-35	Nov. 3	Las Vegas
Wyoming	L 23-28	Nov. 10	Albuquerque
Nevada	L 24-31	Nov. 17	Albuquerque
Colorado State	L 20-24	Nov. 24	Fort Collins

Coach: Bob Davie

Captains: Kasey Carrier, Joe Stoner, Ugo Uzodinma

2013 (3-9 Overall, 1-7 MW Mountain Division)

UTSA	L 13-21	Aug. 31	Albuquerque
UTEP	W 42-35 (OT)	Sept. 7	El Paso
Pittsburgh	L 27-49	Sept. 14	Pittsburgh
UNLV	L 42-56	Sept. 28	Albuquerque
New Mexico State	W 66-17	Oct. 5	Albuquerque
Wyoming	L 31-38	Oct. 12	Laramie
Utah State	L 10-45	Oct. 19	Albuquerque
San Diego State	L 30-35	Nov. 2	San Diego
Air Force	W 45-37	Nov. 8	Albuquerque
Colorado State	L 42-66	Nov. 16	Albuquerque
Fresno State	L 28-69	Nov. 23	Fresno
Boise State	L 17-45	Nov. 30	Boise

Coach: Bob Davie

Captains: Dallas Bollema, Kasey Carrier, Dillon Farrell, Jacori Greer

2014 (4-8 Overall, 2-6 MW Mountain Division)

UTEP	L 24-31	Aug. 30	Albuquerque
Arizona State (17)	L 23-58	Sept. 6	Albuquerque
at New Mexico State	W 38-35	Sept. 20	Las Cruces
Fresno State	L 24-35	Sept. 26	Albuquerque
at UTSA	W 21-9	Oct. 4	San Antonio
San Diego State	L 14-24	Oct. 10	Albuquerque
at Air Force	L 31-35	Oct. 18	Colorado Springs
at UNLV	W 31-28	Nov. 1	Las Vegas
Boise State	L 49-60	Nov. 8	Albuquerque
at Utah State	L 21-28	Nov. 15	Logan
at Colorado State (22)	L 20-58	Nov. 22	Fort Collins
Wyoming	W 36-30	Nov. 29	Albuquerque

Coach: Bob Davie

Captains: LaMar Bratton, Dakota Cox, Cole Gautsche

2015 (7-6 Overall, 5-3 MW Mountain Division)

Mississippi Valley St.	W 66-0	Sept. 5	Albuquerque
Tulsa	L 21-40	Sept. 12	Albuquerque
at Arizona State	L 10-34	Sept. 18	Tempe, Ariz.
at Wyoming	W 38-28	Sept. 26	Laramie, Wyo.
New Mexico State	W 38-29	Oct. 3	Albuquerque
at Nevada	L 17-35	Oct. 10	Reno, Nev.
Hawai'i	W 28-27	Oct. 17	Albuquerque
at San Jose State	L 21-31	Oct. 24	San Jose, Calif.
Utah State	W 14-13	Nov. 7	Albuquerque
at Boise State	W 31-24	Nov. 14	Boise, Idaho
Colorado State	L 21-28	Nov. 21	Albuquerque
Air Force	W 47-35	Nov. 28	Albuquerque
Arizona (Gildan NM Bowl)	L 37-45	Dec. 19	Albuquerque

Coach: Bob Davie

Captains: Lamar Jordan, Dakota Cox, Reece White

2016 (9-4 Overall, 6-2 MW Mountain Division)

Mountain Division Champions			
South Dakota	W 48-21	Sept. 5	Albuquerque
at New Mexico State	L 31-32	Sept. 12	Las Cruces
at Rutgers	L 28-37	Sept. 18	Piscataway, N.J.
San Jose State	W 48-41	Sept. 26	Albuquerque
Boise State	L 21-49	Oct. 3	Albuquerque
vs. Air Force	W 45-40	Oct. 10	Dallas, Texas
ULM	W 59-17	Oct. 17	Albuquerque
at Hawai'i	W 28-21	Oct. 24	Honolulu, Haw.
Nevada	W 35-26	Nov. 7	Albuquerque
at Utah State	W 24-21	Nov. 14	Logan, Utah
at Colorado State	L 31-49	Nov. 21	Fort Collins, Colo.
Wyoming	W 56-35	Nov. 28	Albuquerque
UTSA (Gildan NM Bowl)	W 23-20	Dec. 19	Albuquerque

Coach: Bob Davie

Captains: Lamar Jordan, Dakota Cox, Austin Apodaca, Daniel Henry

2017 (3-9 Overall, 1-7 MW Mountain Division)

1971 MW Football Division I		
Abilene Christian	W, 38-14	Sept. 2 Albuquerque
New Mexico State	L, 28-30	Sept. 9 Albuquerque
at Boise State	L, 14-28	Sept. 14 Boise, Idaho
at Tulsa	W, 16-13	Sept. 23 Tulsa, Okla.
Air Force	W, 56-38	Sept. 30 Albuquerque
at Fresno State	L, 0-38	Oct. 14 Fresno, Calif.
Colorado State	L, 24-27	Oct. 21 Albuquerque
at Wyoming	L, 3-42	Oct. 28 Laramie, Wyo.
Utah State	L, 10-24	Nov. 4 Albuquerque
at Texas A&M	L, 14-55	Nov. 11 College Station, Tex.
UNLV	L, 35-38	Nov. 17 Albuquerque
at San Diego State	L, 10-35	Nov. 24 San Diego, Calif.



GARNETT S. STOKES PRESIDENT

Garnett S. Stokes was installed as the 23rd president of The University of New Mexico on May 12, 2018.

Soon after taking office on March 1, 2018, Stokes announced her intention to better understand the campus, the communities that surround it and the state of New Mexico. She initiated a multipronged approach to listening to students, faculty, alumni, staff, and community members, including participating in nearly 100 events during her first 100 days in office. During her first five months in office, she travelled nearly 4,300 miles through all 33 counties in New Mexico – visiting 38 cities and 3 Indian reservations as part of her Statewide Listening Tour. To date, she holds traveling office hours across North, Central and Main campus in order to meet with students, staff, and faculty in a casual manner and hear their thoughts on successes and challenges at UNM.

She spoke to more than 1,320 New Mexicans on the Statewide Listening Tour, which helped frame her immediate presidential initiatives of campus safety, supporting student Veterans, and furthering the University's mission of world-class research.

On February 5, 2019, Stokes announced the UNM Grand Challenges, calling on researchers from across disciplines to address problems of global, national and regional significance. After receiving proposals from research teams from across UNM's campuses, Stokes chose three focuses for the UNM Grand Challenges: Sustainable Water Resources, Successful Aging, and Substance Use Disorders. She charged researchers with developing goals that enable multiple paths towards solutions and that are relevant across varied disciplines and communities.

In collaboration with the Board of Regents, she plans to continue solidifying relationships with key stakeholders to move the University's strategic plan forward. She also continues her success in hiring diverse and talented leaders from across the country, capitalizing on the unique opportunity to hire a Provost and EVP for Academic Affairs, Senior Vice President for Finance and Administration, and Vice President for Equity and Inclusion, all within her first 15 months at UNM.

A first-generation college graduate, Stokes earned a B.A. in psychology from Carson-Newman College in Jefferson City, Tennessee, and M.S. and Ph.D. degrees from the University of Georgia in industrial/organizational psychology. She is a fellow of the Association for Psychological Science, the American Psychological Association, and the Society for Industrial and Organizational Psychology.

Stokes is the first female president in UNM's 129-year history. Her husband, Dr. Jeff Younggren, is a forensic psychologist and a retired Colonel in the U.S. Army. They have four grandchildren, two boys living in Redondo Beach, California and two girls living in Seattle, Washington. They reside on campus at University House.



EDDIE NUÑEZ ATHLETIC DIRECTOR

Eddie Nuñez enters his third year as UNM's Athletic Director, being named to the top post in athletics on August 31, 2017. Nuñez is UNM's 13th Athletic Director, dating back to 1911 when Ralph L. Hutchinson was named the school's first AD. He is just the third AD in the last 25 years, following Rudy Davalos, who served from 1992-2006, and Paul Krebs, who served from 2006 up until he announced his retirement on June 2.

"My number one priority at UNM is always going to be the student-athlete and making sure their experience offers the support and resources they need to achieve great things on and off the field of play. We are going to bring passion, transparency and energy to everything we do here."

In his first two years with the Lobos, the department has enjoyed plenty of success stories. The 2018-19 academic year saw four teams (women's soccer, women's cross country, men's golf and men's tennis) win Mountain West titles, and UNM picked up a national runner-up finish in women's cross country and its highest finish, fifth, in women's indoor track & field. The department also had a pair of individual national champions and five CoSIDA/Google Cloud Academic All-America selections.

UNM continued to shine in the classroom as well, with 15 of the 18 programs recording at least one top-five program GPA in the last two years and UNM has seen well over 150 student-athletes earn degrees in that timeframe. In the 2017-18 academic year, the Lobos had 65 degrees conferred to student-athletes, and in 2018-19, 93 have walked across the stage.

Since 2003, Nuñez has served in a variety of high-level administrative capacities at LSU, one of the nation's top athletic departments. Among his most recent specific duties, Nuñez has had sport oversight of LSU men's basketball and men's and women's tennis. He also has served as the department's liaison with LSU Sports Properties, the Tiger Athletic Foundation and University Licensing and Brand Management.

While he held seven positions and titles at LSU, the department has continually flourished. Under his guidance, LSU experienced of \$400 million in facility renovations and construction, and Nuñez led the renegotiations of a 10-year multi-media rights agreement with Outfront Media Sports.

Additionally, he oversaw the planning and management of the LSU Athletics Strategic Plan, Marketing and Promotions, Athletic Communications, Social and Digital Media, Creative Services, Video/Network Broadcast Services and all capital projects.

While he has made his mark collegiately at LSU, Nuñez began his career as a collegiate administrator at Vanderbilt University, where he was the Director of Game and Event Management. Additionally, he assisted in construction and planning of numerous facility upgrades.

A former college athlete, Nuñez played four years of basketball, starting at Miami-Dade Community College before transferring to the University of Florida, playing for Billy Donovan. He then spent two seasons as a graduate assistant under Donovan at Florida before being named an administrative assistant at Marquette in the men's basketball program.

A native of Miami, Florida, Nuñez received his Associate Degree in arts and architecture from Miami-Dade Community College, his Bachelor's Degree in Sports Management and Master's Degree in Sports Administration from the University of Florida. He is married to the former Jane Hess and the couple are proud parents of two daughters, Elizabeth and Anna.

BOARD OF REGENTS



Douglas Brown
President



Kimberly Rael
Vice President



Sandra Begay
Treasurer



Robert Doughty



Melissa Henry



Marron Lee



Robert Schwartz

PRINT**Albuquerque Journal**

Randy Harrison, Sports Editor
 Beat writer Steve Virgen (svirgen@abqjournal.com)
 P.O. Drawer J
 Albuquerque, NM 87103
 Phone: (505) 823-3900
 FAX: (505) 823-3998
 website: www.abqjournal.com

Santa Fe New Mexican

Will Webber (webber@sfnewmexican.com)
 202 E. Marcy St.
 Santa Fe, NM 87501
 Phone: (505) 983-3303

Associated Press

Glen Rosales (rosalesabq@aol.com)
 5130 San Francisco NE, Suite A
 Albuquerque, NM 87109
 Phone: (505) 822-9022
 FAX: (505) 828-0310

Rio Rancho Observer

Gary Herron (gherron@rrobserver.com)
 1594 Sara Rd., Suite D
 Rio Rancho, NM 87124
 Phone: (505) 892-8080
 FAX: (505) 892-5719

Daily Lobo

TBA, Sports Editor
 (sports@dailylobo.com)
 Marron Hall-UNM
 Albuquerque, NM 87131
 Phone: (505) 277-7527
 FAX: (505) 277-6228
 website: www.dailylobo.com

The Lobo Lair

Isabel Gonzalez (cgonzisabel@gmail.com)

RADIO**Lobo Radio Network**

Robert Portnoy (play-by-play)
 unmlobosradio@yahoo.com
 Phone: (505) 307-6971
 DonTrell Moore (analyst)
 dmoore_22@yahoo.com

KOB-AM (770 AM)

500 4th St., NW
 Albuquerque, NM 87102-2102
 Phone: (505) 767-6700
 FAX: (505) 767-6711/6767
 website: www.770kkob.com

KNML/The Sports Animal (610 AM)

Jeff Siembieda - The Opening Drive
 (jeffrey.c.siembieda@espn.com)
 J.J. Buck - The Opening Drive
 (jj.buck@cumulus.com)
 Michael Carlyle - The Sports Bar
 (michael.carlyle@cumulus.com)
 Mike Trujillo - The Sports Bar
 (mike.trujillo@cumulus.com)
 500 4th St., NW
 Albuquerque, NM 87102-2102
 Phone: (505) 767-6700
 FAX: (505) 767-6711
 website: www.610thesportsanimal.com

KQTM (101.7 FM) The TEAM

Jim Villanucci (jim@1017theteam.com)
 Joe O'Neill (joe@1017theteam.com)
 4131 Barbara Loop SE, Ste 202
 Rio Rancho, NM 87124
 Phone: (505) 338-1414
 www.1017theTeam.com

KUNM (89.9 FM)

Onate Hall / 3rd Floor North
 Albuquerque, NM 87131
 Phone: (505) 277-4806

KDEF (1150 AM)

Henry Tafoya (originalgameface@gmail.com)
 2900 Louisiana NE, Suite 250
 Albuquerque, NM 87110
 Phone: (505) 888-1150
 FAX: (505) 899-1977

TELEVISION**KOB-TV (NBC, Channel 4)**

Brandon Ortega (bortega@kob.com)
 Lee Faria (LFaria@kob.com)
 P.O. Box 1351
 Albuquerque, NM 87103
 Phone: (505) 764-2450
 FAX: (505) 764-2456
 website: www.kobtv.com

KRQE-TV (CBS, Channel 13)

Van Tate (van.tate@krqe.com)
 Jared Chester (jared.chester@krqe.com)
 Phone: (505) 767-9411
 P.O. Box 1294
 Albuquerque, NM 87125
 Phone: (505) 764-9411
 FAX: (505) 842-8483
 website: www.krqe.com

KOAT-TV (ABC, Channel 7)

No Sports Department
 P.O. Box 25982
 Albuquerque, NM 87125
 Phone: (505) 884-6330
 FAX: (505) 884-6282
 website: www.koat.com

COVERAGE**PRINT**

Albuquerque's one daily newspaper is the *Albuquerque Journal*. It is the state's largest paper. The beat writer for football is Steve Virgen who enters his second year with *The Journal*. The *Journal* covers almost all practices and travels to away games as well.

The Lobos are also covered by the UNM student newspaper, *The Daily Lobo*, *The Santa Fe New Mexican*, the *Los Alamos Monitor* and other papers throughout the state along with several internet based news sites, including *The Lobo Lair*, *The Red Menace*, and *Enchantment Sports*.

RADIO

Every New Mexico football game can be heard over the Lobo Radio Network anchored by 50,000-watt flagship station 770 KOB-AM in Albuquerque. Additionally, UMM's games are now on 94.5 FM as well as the station simulcasts there.

Robert Portnoy is in his seventh year of handling the play-by-play while former Lobo DonTrell Moore returns for another full season as the color commentator.

TELEVISION

As of press time, 11 of UNM's 12 games are slated for national or regional broadcasts, with the possibility of all 12.

Games will be nationally broadcast this season via ESPN's Family of Networks (three games), CBS SPORTS Network (two games) and NBC (one game).

ESPN games will be available on the WatchESPN app, and online at ESPN3.com as well as over the air.

WWW.GOLOBOS.COM**THE OFFICIAL SITE OF NEW MEXICO ATHLETICS**

GoLobos.com is the official web site for New Mexico Athletics and your leading resource for information on Lobo Football. Fans can find everything they need on GoLobos.com, including tickets, schedules and updates on any and everything involving Lobo Football. The 2018 season will mark the fourth with SIDEARM Sports, UNM's web hosting company, which has allowed for better Apple product integration and easier mobile access. Other exciting features on the site include:

- Video Clips on LOBO TV
- Free Live Audio Streaming
- Free Live Video Streaming of Selected Games
- Printable and Downloadable Schedules
- Live and Archived Press Conference Footage
- Archives of the Lobo Coaches TV and Radio Shows
- Purchase and Print Tickets Online
- Lobos Photo Store
- Live Stats
- Media Guide and Game Notes


[FACEBOOK.COM/NEWMEXICOBOS](https://www.facebook.com/newmexicobobos)

[TWITTER.COM/UNMLOBOS](https://twitter.com/unmlobos)

[INSTAGRAM.COM/UNMLOBOSATHLETICS](https://www.instagram.com/unmlobosathletics)
MEDIA

The University of New Mexico football team gets extensive media coverage on a daily basis from the Albuquerque Journal, Daily Lobo, numerous radio outlets, including flagship station 770 Kkob-AM, and two network television stations covering the beat.

LOBOS ON THE RADIO

Every New Mexico game is broadcast over the 18-station Lobo Radio Network, spearheaded by flagship 770 Kkob-AM, at 50,000 watts one of the largest stations in America in terms of geographical penetration. Kkob is also simulcast on 94.5 FM, because it really is better on the FM. Fans outside of Kkob's listening audience can also receive the games over the Internet at www.GoLobos.com with UNM's free audio stream.

In addition to 770 Kkob, the Lobos can also be heard state-wide on the Lobo

Radio Network. The Lobo Radio Network currently consists of 18 stations in New Mexico, including:

	Call Letters	Freq
Albuquerque	Kkob-AM	770/94.5
Aztec	KLJH-FM	96.1
Bloomfield	KLJH-2	107.1
Farmington	KLJH-FM	107.1
Farmington	KLJH-FM	96.1
Farmington	KLJH-1	107.1
Gallup	KYVA-AM	1230
Gallup	KYVA-AM	94.9
Grants	KMIN-AM	980
Hobbs	KWMW-FM	105.1
Las Vegas	KBQL-FM	92.7
Mancos, CO	KLJH-FM	107.9
Pagosa Springs, CO	KLJH-FM	98.3
Santa Fe	KVSF-AM	1400
Ruidoso	KWMW-FM	99.1
Ruidoso	KRUI-AM	1490
Socorro	KYRN-FM	102.1
Window Rock, AZ	KLJH-FM	92.3

LOBOS ON TELEVISION

Television trucks at UNM park below the West Press Box in the Stadium West parking lot. Workers for TV park in Baseball East or Baseball South lots, where UNM media also park.

The television broadcast center is located in the top level of the West Press Box, which is one of the best broadcast views in all of the West, with the scenic Sandia Mountains beyond the stadium.

**University of New Mexico Athletics
Communications - Football Contact**


Frank Mercogliano
Asst A.D. of Communications
(505) 410-4844
fmercog@unm.edu

Frank Mercogliano, Assistant Director of Communications
fmercog@unm.edu - (505) 410-4844

Frank Mercogliano enters his sixth season as the primary media contact for Lobo Football and his 10th year overall at New Mexico. He previously has served as the men's basketball contact and at times has served as the contact for women's soccer, men's soccer, volleyball, men's and women's tennis and cross country, men's and women's indoor track and field, men's and women's outdoor track and field, women's basketball, baseball, skiing and swimming & diving. He also is the contact for the men's and women's tennis teams.

Overall, he is entering his 28th year in athletic communications, all as the lead director. He previously had stints at Belmont Abbey (1992-94), Augusta State (1994-98) and Idaho State (1998-2010). He has been married for 24 1/2 years to Melissa, and they have three daughters, Jessica, Kristina and Angela, and a son-in-law, Max.

Colleen J. Maloof Bldg.
1 University of New Mexico
MSC04 2680
Albuquerque, NM 87131-0001

THIS IS THE MOUNTAIN WEST

From its inception in 1999, the Mountain West has been committed to excellence in intercollegiate athletics, while promoting the academic missions of its member institutions. Progressive in its approach, the MW continues to cultivate opportunities for student-athletes to compete at the highest level, while fostering academic achievement and sportsmanship. Now in its 21st year, the MW has been assertive in its involvement with the NCAA governance structure and has taken a leadership role in the overall administration of intercollegiate athletics.

The Mountain West has marked several achievements during its first 20 years, most notably becoming the first to establish a sports television network dedicated solely to an intercollegiate athletic conference (The Mtn.). The Mountain West also was the first to experiment with the coaches' challenge in the college football instant replay system, and was the first non-automatic-qualifying BCS conference to participate in four BCS bowl games, winning three. In the inaugural year of the new College Football Playoff system, Boise State earned the automatic slot into a New Year's Six bowl game as the highest-ranked champion from the Group of Five 5 conferences. The Broncos defeated then 10th-ranked Arizona 38-30 in the VIZIO Fiesta Bowl. In 2011-12, the Mountain West was among the first conferences to implement a league-wide state-of-the-art basketball instant replay system.

Changes in the NCAA governance structure set the table for another Conference first, when two members of the MW Student-Athlete Advisory Committee (SAAC) were included in the June 2014 meeting of the Mountain West Board of Directors. New Mexico track and field athlete Kendall Spencer, the national chair of the 2014-15 NCAA Division I Student-Athlete Advisory Committee, and Air Force Academy volleyball player Emma Dridge joined the BOD members in this historic meeting to advance the discussion on student-athlete involvement in the NCAA and MW governance structure. During the last four academic years, MW student-athletes participated on monthly membership calls and have joined MW administrators in the annual Joint Council Spring Meetings in Arizona.

The Mountain West is well-represented within the new NCAA governance structure, including individuals who were appointed to serve on committees tasked with managing the day-to-day business of Division I athletics. Kendall Spencer, the former chair of the DI Student-Athlete Advisory Committee and UNM track & field athlete, was the first student-athlete in the history of the organization to serve on the Division I Board.

Additionally, the Mountain West was the only conference to have the same member institution with No. 1 overall picks in both the NFL and NBA drafts in the same year (Utah's Alex Smith and Andrew Bogut, respectively in 2005). With UNLV's Anthony Bennett claiming the No. 1 pick in the 2013 NBA Draft, the Mountain West is one of three conferences to have multiple No. 1 NBA draft selections since 2000. Also, with San Diego State's Stephen Strasburg earning the No. 1 pick in the 2009 MLB Draft, the Mountain West is one of three conferences to have the No. 1 selection in each of the NFL, NBA and MLB drafts since the MW was founded in 1999.

The Mountain West is noted for its geographic diversity. Some of the most beautiful terrain and landscapes in the nation can be found within Mountain West boundaries, including the majestic Rocky Mountain range, which borders five MW institutions (Air Force, Boise State, Colorado State, New Mexico and Utah State). The high plains of Wyoming (elevation 7,220 feet – the highest Division I campus in the nation) contrast with the desert cities of Las Vegas and Reno, home to UNLV and Nevada, respectively, while Fresno State, San Diego State and San José State add a West coast influence with their locations in Central, Southern and Northern California. The inclusion of the Hawai'i football program extends the Mountain West footprint to the beautiful islands in the Pacific Ocean, while the addition of the women's soccer program at Colorado College gives the MW an additional presence in the Rocky Mountains.

HISTORY

The Mountain West was conceived on May 26, 1998, when the presidents of eight institutions — Air Force, BYU, Colorado State, New Mexico, San Diego State, UNLV, Utah and Wyoming — decided to form a new NCAA Division I-A intercollegiate athletic conference. The split from a former 16-team conference re-established continuity and stability among the membership within the new league and signaled the continuation of its tradition-rich, long-standing athletic rivalries. Three of the MW's eight original members have been conference rivals since the 1960s (New Mexico, Wyoming and Colorado State), while San Diego State (1978) and Air Force (1980) were longtime members as well. UNLV and TCU entered the fold in 1996 and the Rebels continued as one of the original eight institutions that formed the MW in 1999. TCU re-joined the group with its first year of competition in the Mountain West in 2005-06. With conference realignment sweeping the nation in recent years, the MW has been proactive in addressing membership changes. Boise State University joined the Mountain West in 2011-12, followed by Fresno State and the University of Nevada on July 1, 2012. Also on July 1, 2012, the University of Hawai'i became a football-only member of the Conference. On July 1, 2013, the Mountain West further expanded when San José State University and Utah State University joined the Conference, bringing to 11 the number of full-time member institutions and 12 football-playing members. On July 1, 2014, the Colorado College women's soccer program became the first non-football affiliate member of the Mountain West, expanding that sport to 12 Conference participants.

When the Mountain West officially began operations on July 1, 1999, the new league had in place a seven-year contract with ESPN, giving the broadcast entity exclusive national television rights to MW football and men's basketball, and three-year agreements to send the league's football champion to the Liberty Bowl and a second team to the Las Vegas Bowl. Commissioner Thompson also arranged a third bowl tie-in each of the first three seasons (1999 Motor City, 2000 Silicon Valley, 2001 New Orleans) before securing a four-year deal with the Emerald Bowl in San Francisco in 2002.

Entering the 2019 season, the MW has nine (9) postseason opportunities, including a spot in a New Year's Six Bowl (highest ranked non-autonomous 5 champion), five (5) primary bowl positions with the Famous Idaho Potato Bowl, New Mexico Bowl, NOVA® Home Loans Arizona Bowl, Mitsubishi Motors Las Vegas Bowl and SoFi Hawai'i Bowl - and three (3) secondary positions with the Redbox Bowl, Cheez-It Bowl and Frisco Bowl.

An innovator in the postseason bowl structure, the MW engineered many "firsts," as league teams have participated in seven inaugural bowl games (2000 Silicon Valley, 2001 New Orleans, 2002 San Francisco (Emerald), 2005 Poinsettia, 2006 New Mexico, 2015 Arizona, 2015 Cure), as well as placing the first non-automatic-qualifying FBS team into a BCS bowl game with Utah's appearance in the 2005 Tostitos Fiesta Bowl and into the College Football Playoff (CFP) with Boise State's selection to the 2014 Tostitos Fiesta Bowl.

2018-19 IN REVIEW

From the gridiron to the diamond, Mountain West teams enjoyed a strong year in 2018-19. In football, the sixth annual MW Football Championship Game took place on December 1, 2018 at Albertson's Stadium in Boise, Idaho. The Broncos, champions of the Mountain Division, hosted four-time defending West Division champion Fresno State with the Bulldogs claiming their second Conference title, 19-16.

For the sixth straight season, the Mountain West sent at least six teams into postseason bowl games.

The league has earned 96 bowl bids since 1999 and holds a 52-43 (.547) all-time record (2019 First Responder Bowl between Boise State and Boston College was cancelled due to weather). The 2018 bowl season marked the 11th consecutive year the MW sent at least five teams to bowls and the 15th time overall since the league's inception.

Nevada captured the Mountain West regular-season men's basketball title, while Utah State won the tournament championship. The Aggies earned the league's automatic bid to the NCAA tournament, while the Wolf Pack accepted an at-large bid, marking the second consecutive year that the MW had multiple teams participate in the Big Dance. In June, three MW student-athletes were drafted in the second round of the 2019 NBA Draft. The three selections were the most among the non-autonomous conferences and it was just the second time in league history at least three MW players were drafted.

In women's basketball, Boise State won both the regular season and tournament title. The second regular season title for the Broncos and the third straight tournament title sent the Orange and Blue to the Big Dance. The Broncos fell 80-75 in overtime against Oregon State to conclude their 28-5 season. Fresno State, New Mexico and Wyoming participated in the WNIT as the Cowgirls advanced to the quarterfinals before falling to Arizona. Utah State participated in the WBI.

In women's volleyball, Colorado State earned its 24th consecutive NCAA Tournament appearance, while securing the programs 15th Mountain West title. The Rams concluded the season with a tournament loss against Tennessee after posting a 23-8 record. Fresno State, UNLV and Wyoming all participated in the NIVC.

San José State earned its second MW title in women's soccer, as the Spartans made their third overall NCAA Tournament appearance.

In cross country, the New Mexico women's program was the national runner-up at the NCAA championship with sophomore Weini Kelati finishing as the individual runner-up. The Lobos had three of the top-10 finishers at the event.

During the indoor track season, 21 student-athletes garnered All-America honors. Air Force senior Michael Rhoads was the lone men's first-team honoree after placing in the top eight of the 800-meters event. On the women's side, San Diego State's Bonnie Draxler earned a runner-up finish in the pole vault and set the Conference record in the event. The New Mexico women's program finished in fifth place, which is the best MW finish at the NCAA championships since 2009 (third).

The MW had two national champions during the 2019 outdoor track & field season in Boise State's Allie Ostrander and New Mexico's Kelati. Ostrander became the first back-to-back-to-back champion in the women's 3,000-meter steeplechase, while Kelati garnered her first NCAA gold in the 10,000-meter race, which marked the fourth time the league had two women's NCAA champions in the same season. The New Mexico women's program finished second in the USTFCCA Program of the Year Standings, which honors the best NCAA institutions over cross country, indoor and the outdoor seasons.

In women's swimming and diving, San Diego State's Klara Thormalm earned CSCAA All-American status for her performance in the 100-yard breaststroke and the Aztecs won their fourth team MW championship.

Fresno State men's tennis won its first Mountain West tournament title, earning the Conference's automatic berth into the NCAA Tournament. Bulldogs' head coach Luke Shields was named Northwest Region Wilson/ITA Coach of the Year. On the women's side, UNLV won its sixth MW title. In individual competition, UNLV's Aiyen Zhu finished one victory shy of earning All-America honors after advancing to the second round of the NCAA Singles Championship.

The New Mexico men's golf team captured its seventh Mountain West championship as the league sent five teams and one individual to the NCAA regionals. It was the 20th consecutive season the MW sent at least three teams to NCAA regionals and first time since 2012 at least five Conference teams earned a postseason spot. Nationally ranked UNLV advanced through the Myrtle Beach Regional and advanced to the NCAA Men's Golf Championship for the third consecutive year.

On the women's side, San Diego State captured its second MW title and the league was represented by two teams and three individuals in the NCAA regionals. The league has sent multiple teams to the NCAA Women's Golf Regionals in 19 of its 20 years. San José State freshman Natasha Andrea Oon earned WGCA All-America honors to conclude the season.

Colorado State won its second MW softball title and first since 2004, garnering the Conference's automatic bid to the NCAA Tournament. The Rams were joined in the tournament by Boise State, which defeated Stanford to claim its first NCAA tournament victory. Fresno State and Nevada competed in the National Invitational Softball Championship.

In baseball, Fresno State, which climbed as high as No. 21 in the national polls, earned the league's automatic bid and made its first trip to the NCAA tournament since 2012. The Bulldogs also won the Mountain West's regular-season crown. A total of 24 players were selected in the 2019 MLB Draft, including a pair in the first round (UNLV's Bryson Stott and Fresno State's Ryan Jensen).

ACADEMIC CONSORTIUM

From the outset, Mountain West member institutions have been committed to creating strong academic relationships, as well as athletic competition. To that end, the chief academic officers of each institution have explored academic exchange programs, library crossovers and shared research. In addition, the faculty athletics representatives routinely provide academic assistance and test-taking services for student-athletes visiting from fellow member institutions for competition.

OPPORTUNITY

The Mountain West provides a first-class athletic and academic experience for more than 5,100 student-athletes each year. Over the past 20 years, 43 Mountain West student-athletes have earned NCAA Postgraduate Scholarships, and since the league's inception in 1999, an additional 39 student-athletes have been named MW Scholar-Athlete of the Year and awarded league-sponsored postgraduate scholarships. Four Mountain West student-athletes have earned distinction as Rhodes Scholars (Jessica Mellinger, Wyoming, and Delavane Diaz, Brittany Morreale and Rebecca Esselstein, Air Force).

Conference student-athletes are also given a voice regarding pertinent issues within the MW and NCAA governance structure through representation on the Student-Athlete Advisory Committee (SAAC). The Mountain West SAAC is comprised of 24 members (22 student-athlete representatives, the MW representative to the Division I National SAAC and one faculty athletics representative). The committee reviews and reacts to legislation and to other topics referred by the Conference constituent groups or committees related to the student-athlete experience. Since the inclusion of two SAAC members at the June 2014 meeting of the MW Board of Directors, the Conference maintains its commitment to the participation of student-athletes in its governance structure, which is consistent with the Mountain West's focus on enhancing the student-athlete experience.

ACHIEVEMENT

The MW has produced 1,214 All-America selections among its 18 sponsored sports (men's swimming was discontinued as a Conference sport following the 2010-11 season) in the last 20 years, including a league-record 103 All-America honorees in 2016-17. A total of 212 MW student-athletes have also earned Academic All-America accolades in that span. The Mountain West has sent at least 25 teams to NCAA postseason events in each of the past 20 years, capturing five team national championships in women's cross country and producing 49 individual national champions in the sports of men's golf, men's cross country, women's diving, and men's and women's indoor track & field and outdoor track & field.

Mountain West members have participated in 96 bowl games under the league umbrella, including four appearances in BCS games and one CFP game. The MW has earned 84 postseason bids in men's basketball, with six Sweet 16 appearances, as well as three NIT Final Four berths. MW women's basketball has tallied 81 postseason slots, including 38 NCAA bids, five Sweet 16 appearances and one Elite Eight berth since 2000. Wyoming won the MW's first WNIT championship in 2007 with a win over Wisconsin. In women's volleyball, the MW has had 44 NCAA bids with nine Sweet 16 berths and one Elite Eight appearance. Women's soccer has earned 33 NCAA bids since 1999, with two Sweet 16 berths and one Elite Eight appearance. Mountain West men's golf has sent at least three teams to the NCAA Men's Golf Regionals in each of its 20 years, while women's golf has had at least three teams participate in NCAA Regionals 15 of the last 20 years.

SPORTSMANSHIP

Named a Sports Ethics Fellow by the Institute for International Sport in 1998, Commissioner Thompson has been a driving force for sportsmanship within intercollegiate athletics. As part of its continuing growth and development, the Mountain West implemented an extensive Sportsmanship Initiative, endorsed by both the MW Joint Council and MW Board of Directors. The program is made up of several elements, which are both practical and philosophical in nature. While the MW has significant penalties in place to deal with violations, the Sportsmanship Initiative is primarily promotional and educational in nature. The goal is to develop an environment that fosters appropriate behavior from all Conference constituencies.

THE UNIVERSITY OF NEW MEXICO





LOBO FOOTBALL

2019 SCHEDULE

<u>Date</u>	<u>Opponent</u>	<u>Time</u>
8/31	Sam Houston State (TV TBA)	4 pm
9/14	Notre Dame (NBC)	12:30 pm
9/21	!New Mexico State (TV TBA)	2:30 pm
9/28	at Liberty (ESPN+)	4 pm
10/4	*at San Jose State (CBS Sports Network)	8 pm
10/11	*Colorado State (CBS Sports Network)	6 pm
10/19	*at Wyoming (TV TBA)	2 pm
10/26	*Hawai'i (TV TBA)	2 pm
11/2	*at Nevada (ESPN Networks)	TBA
11/9	Air Force (TV TBA)	Noon
11/16	*at Boise State (ESPN Networks)	TBA
11/30	Utah State (TV TBA)	2 pm

* denotes Mountain West game

! denotes Rio Grande Rivalry game

denotes game at The Cotton Bowl (Dallas, Texas)

Red denotes home game at University Stadium (39,224)

Black denotes away game

Game times are Mountain time and subject to change

