



2004-05 NEW MEXICO BASKETBALL

Athletics Media Relations • (505) 925-5520 • (505) 925-5529 fax • www.GoLobos.com

2004-05 NEW MEXICO BASKETBALL (26-7, 10-4 MWC)

Date	Opponent	Result/Time	TV
Nov. 12	North Carolina A&T (NABC Classic) ...	W, 75-59	
Nov. 13	Santa Clara (NABC Classic)	W, 93-59	
Nov. 14	Duquesne (NABC Classic)	W, 82-74	
Nov. 19	Western New Mexico	W, 93-53	
Nov. 22	at Oregon	L, 79-75	
Nov. 27	Northern Arizona	W, 81-70	
Dec. 1	New Mexico State	W, 99-80	
Dec. 4	at New Mexico State	W, 84-66	KRQE
Dec. 9	Northern Colorado	W, 86-52	
Dec. 12	Arkansas-Pine Bluff	W, 77-53	
Dec. 18	Tennessee	W, 77-58	
Dec. 22	(5) Wake Forest	L, 81-64	KRQE/Fox
Dec. 28	Mississippi Valley State^	W, 101-68	
Dec. 29	Troy^	W, 88-66	
Jan. 3	at Texas-Arlington	W, 64-55	
Jan. 8	Wyoming	W, 89-75	
Jan. 15	at Air Force	L, 64-62	KRQE delay
Jan. 22	at Utah	L, 69-58	ESPN+ Plus/KRQE
Jan. 24	at BYU	L, 68-53	SportsWest/KASY
Jan. 29	UNLV	W, 62-58	SportsWest/KRQE
Jan. 31	San Diego State	W, 88-71	SportsWest/KASY
Feb. 5	at Colorado State	W, 55-47	Fox/KRQE
Feb. 7	at Wyoming	L, 81-71	SportsWest/KASY
Feb. 14	Air Force	W, 63-52	ESPN
Feb. 19	BYU	W, 91-72	SportsWest/KRQE
Feb. 21	(13) Utah	W, 65-54	KJZZ/KASY
Feb. 26	at San Diego State	W, 78-61	SportsWest/KRQE
Feb. 28	at UNLV	W, 77-66	ESPN
March 5	Colorado State	W, 72-61	
March 10	vs. BYU (MWC Tournament)	W, 85-71	ESPN+ Plus/KRQE
March 11	vs. San Diego State (MWC Tournament) ..	W, 77-67	ESPN
March 12	vs. (15) Utah (MWC Tournament)	W, 60-56	ESPN
March 18	vs. (23) Villanova (NCAA Tournament) . L,	55-47	CBS

^ COMCAST Lobo Invitational

MWC Tournament Title and First NCAA Tournament Appearance in Six Years Highlight 2004-05 Season

It was a breakout season for the University of New Mexico in 2004-05 as it won the Mountain West Conference Tournament to culminate a sparkling nine-game winning streak and return to the NCAA Tournament for the first time in six years. The Lobos, picked to finish fourth in the MWC preseason poll, fell to 23rd-ranked Villanova 55-47 in the first round of the Syracuse Regional.

New Mexico finished 26-7 on the year, the second-highest win total in school history and a 12-win improvement from 2003-04. It's also two more victories than the previous two seasons combined as UNM went 24-32 in 2002-03 and 2003-04.

Only national champion North Carolina and Texas A&M progressed by a greater margin that UNM did in 2004-05. The Tar Heels and Aggies each constructed 14 more wins than last year. The Lobos closed the season by winning 9 of 10 and 12 of 14, including their first conference tournament title since 1996.

The No. 2 seed in the MWC Tournament in Denver, UNM ran past BYU, San Diego State and 15th-ranked Utah to claim the league's automatic bid to the Big Dance.

Before the loss to Villanova, the Lobos had won five straight games away from Albuquerque, a feat last achieved in 1977-78 when they won six in a row.

It was the first NCAA appearance for UNM's Ritchie McKay, either as a player, assistant coach or head coach. He has completed nine seasons overall as a head coach, including the past three years at New Mexico. McKay did have a 2-1 record in the 1999 NIT while at Colorado State. His previous eight teams had never won more than 19 games in a season.

After starting the conference season 1-3, the Lobos finished 10-4 in the MWC, placing second behind nationally-ranked Utah. The 10 wins came on the heels of four straight losing records in conference play and were the most since 11 victories in the Western Athletic Conference in 1998.

The Lobos' nine-game winning streak began against Air Force on

2004-05 New Mexico Basketball Roster

No.	Name	Pos.	Ht.	Wt.	Cl-Exp.	Hometown	PPG	RPG	Notes
00	Bambale Osby	F	6-7	245	Fr-HS	Richmond, Va.	1.6	1.9	True freshman who will transfer at end of spring semester
1	Kellen Walter	F	6-10	220	So-1L	Grand Junction, Colo.	2.3	0.5	Younger brother of former ASU QB Andrew Walter; 62 min. in 15 games
2	Troy DeVries	G	6-4	195	Sr-1L	Mount Vernon, Wash.	11.0	2.4	Finished career as No. 1 3-pt. shooter in UNM history at 45.1%
3	Kris Collins	G	6-2	190	Jr-Tr	San Antonio, Texas	8.0	2.2	Starting pt. guard who missed final 14 g. after breaking right foot on Jan. 26
5	Mark Walters	G	6-2	225	Jr-2L	Albuquerque	10.5	3.6	86 games played with 64 career starts...13.5 ppg in final 8 games of '04-05
13	David Chiotti	F	6-9	245	Jr-2L	San Jose, Calif.	10.4	5.1	3-year starter who could join 1,000-point, 500-rebound club next year
20	Ryan Wall	G	6-0	165	So-1L	Coppell, Texas	1.2	0.6	Sophomore who will transfer at end of spring semester
21	Alfred Neale	F	6-6	200	Sr-1L	Summit, Okla.	10.3	4.4	61 career games and 38 starts at small forward the past two seasons
22	Jeff Hart	G	6-1	160	Jr-2L	Albuquerque	1.3	0.5	Former walk-on placed on scholarship before 2004-05 season
24	Darren Prentice	G	6-1	170	Fr-HS	Alamogordo, N.M.	1.9	0.7	True freshman played in 25 games with 1 start, averaging 7.8 minutes
25	Blake Harden	F	6-4	190	Fr-Tr	Albuquerque	0.8	0.7	Walk-on transfer became eligible Dec. 22...played in all 22 games thereafter
32	Tony Danridge	G/F	6-5	205	Fr-HS	San Bernardino, Calif.	3.0	1.0	True freshman played in all 33 games, averaging 12.1 minutes
33	Danny Granger	F	6-8	225	Sr-1L	Metairie, La.	18.8	8.9	Only player in NCAA Div. I to avg. 18 pts, 8.5 reb, 2 assists, 2 steals and 2 blocks
35	Sean Phaler	F	6-9	195	Fr-RS	Anaheim Hills, Calif.	2.5	1.0	Redshirt freshman who will transfer at end of spring semester

indicates returnees for 2005-06

Head Coach: Ritchie McKay (Seattle Pacific '87; 50-39 in 3 years at UNM; 133-128 in 10 seasons overall)

Assistants: Brad Soucie (Christian Heritage '89); Scott Didrickson (Washington '95); Duane Broussard (Bradley '93)

Director of Operations: Grant Farmer (Williams College '98)

Secretary: Eva Ruof (505/925-5750)

MEDIA RELATIONS CONTACT

Area Code (505)

Jay Blackman, Asst. Media Relations Director

office: 925-5528

cell: 710-2828

e-mail: blackman@unm.edu

Athletics Media Relations Fax 925-5529

2004-05 MWC PRESEASON POLL

Team (1st-place votes)	Pts.
1. UNLV (14)	182
2. Utah (7)	169
3. Air Force (4)	142
4. New Mexico	122
5. BYU	92
6. Colorado State	87
7. San Diego State	71
8. Wyoming	35

2004-05 MWC STANDINGS

	MWC	All
Utah	13-1	29-6
New Mexico	10-4	26-7
Air Force	9-5	18-12
UNLV	7-7	17-14
Wyoming	7-7	15-13
San Diego State	4-10	11-18
BYU	3-11	9-21
Colorado State	3-11	11-17

THE MWC IN POSTSEASON

MWC Tournament in Denver

Thursday, March 10 (Quarterfinals)

No. 1 Utah 62, No. 8 Colorado State 49

No. 4 UNLV 70, No. 5 Wyoming 63

No. 2 New Mexico 85, No. 7 BYU 71

No. 6 San Diego State 73, No. 3 Air Force 68

Friday, March 11 (Semifinals)

Utah 73, UNLV 67

New Mexico 77, San Diego State 67

Saturday, March 12 (Championship)

New Mexico 60, (15) Utah 56

NCAA Tournament 1st Round

Thursday, March 17 - Tucson, Ariz.

(6) Utah 60, (11) UTEP 54

Friday, March 18 - Nashville, Tenn.

(5) Villanova 55, (12) New Mexico 48

NCAA Tournament 2nd Round

Saturday, March 19 - Tucson, Ariz.

(6) Utah 67, (3) Oklahoma 58

NCAA Tournament Austin Regional Semifinals

Friday, March 25 - Austin, Texas

(2) Kentucky 62, (6) Utah 52

NIT

UNLV 89, Arizona State 78 (1st round)

South Carolina 77, UNLV 66 (2nd round)

Feb. 14 when the quintet of David Chiotti, Troy DeVries, Danny Granger, Alfred Neale and Mark Walters started together for the first time. The nine-game skein is the longest for a Ritchie McKay-coached team and the Lobos' best run since taking nine straight in 2000-01.

NEW MEXICO'S POSTSEASON HISTORY: 27 APPEARANCES IN THE PAST 42 YEARS

After a three-year postseason void between 2002-04, UNM made its 27th appearance since its inaugural showing in 1964 when it played in the NIT championship game in New York City.

The Lobos are now 6-12 in 11 NCAA Tournament showings. They have appeared in the NIT 16 times, posting a 16-17 record. UNM participated in the NIT from 2000-02, advancing to the second round in 2000 and the quarterfinals in 2001.

New Mexico first danced in the NCAAAs in 1968 under head coach Bob King. The Lobos advanced twice under Norm Ellenberger in 1974 and '78. UNM's best representation came in the 1990s with Dave Bliss. New Mexico qualified seven times in nine years between 1991-99, falling in the second round each season between 1996-99.

UNM NITTY GRITTY

- A 12-win improvement from last year and 16 games better than two years ago
- The 26 wins are the 2nd-most in school history, trailing only 1995-96 (28-5)
- 10 conference wins for the first time in seven years, since the 1997-98 squad finished 11-5 in the Mountain Division of the Western Athletic Conference
- Had a 9-game winning streak between Feb. 14-March 12
- 26-4 record with Danny Granger, 0-3 when he was out with an injury
- 16-2 with Danny Granger since Dec. 22
- Granger was named a 3rd team All-American by Basketball Times, MWC Player of the Year by CollegeInsider.com and MVP of the MWC Tournament
- 8-6 record away from The Pit, 8-3 with Danny Granger
- Won 5 straight games away from Albuquerque for the first time since 1977-78
- All five Lobo starters averaged in double figures
- UNM was 3-4 in MWC road games, 3-1 with Danny Granger
- Won consecutive MWC road games for the first time in five years, since winning three straight (at San Diego State, Air Force and BYU) in 1999-2000
- 18-1 in The Pit - including nine straight wins since Dec. 28 - the only loss being dealt by nationally-ranked Wake Forest...18 home wins are the most since the 1998-99 team finished 19-1...UNM has also captured 30 of its past 33 home games

HEAD COACH RITCHIE MCKAY

Ritchie McKay has completed three seasons as the man in charge of Lobo hoops and his ninth year as a collegiate head coach. He was named UNM's 18th head coach on March 28, 2002.

The 26-7 record in 2004-05 is easily McKay's best season, surpassing a 19-11 ledger at Colorado State in 1998-99.

McKay had previous two-year stops at Portland State (1996-98), Colorado State (1998-2000) and Oregon State (2000-02). He has a career record of 133-128, 50-39 at New Mexico.

While at UNM, McKay is 42-12 at home, 31-16 in non-conference games, 26-7 in non-league games at The Pit and 5-9 in road/neutral games. He is 19-23 in MWC games, 16-5 at home and 3-18 on the road.

While at Mountain West Conference member Colorado State, McKay led the Rams to the NIT in 1999. McKay is the son of the late Joe McKay, who was a three-year letterman at guard for the Lobos from 1961-63.

ROUGH START FOR MCKAY AT UNM

It was a daunting challenging for head coach Ritchie McKay in his first two seasons at New Mexico. In his second game as Lobos head coach on Nov. 25, 2002, starting senior point guard Senque (sen-Q) Carey suffered a freak spinal cord injury in the first half against Northwestern (La.) State. He was partially paralyzed for several weeks before regaining full movement, but was unable to resume his playing career. Carey's absence left New Mexico with just eight scholarship players and two walk-ons. Of those 10 players, seven were in their first year at UNM.

Sophomores Jamaal Williams (Washington) and Chad Bell (Nevada) transferred after the 2002-03 season, leaving New Mexico with just 10 scholarship players for the 2003-04.

Mark Walters suffered a torn ACL in May of 2003 and never fully recovered until the 2004-05 season. In August of 2003, Billy Feeney, a promising 6-9 sophomore who had transferred from Portland State, took his own life.

The elimination of the 5/8 rule really helped New Mexico last year as it was able to add five scholarship players, reaching the full complement of 13.

LOBOS AMONG NATION'S MOST IMPROVED TEAMS

Among the 330 NCAA Div. I men's basketball teams, the University of New Mexico ranked in a tie for 3rd place in the category of "Most Improved Team" during the 2004-05 season. The list includes records from 2003-04 and 2004-05:

+ 14	North Carolina	19-11 to 33-4
+ 14	Texas A&M	7-21 to 21-10
+ 12	New Mexico	14-14 to 26-7
+ 12	U. of San Diego	4-26 to 16-13; Lobos slated to play at USD in 2005-06
+ 12	Holy Cross	13-15 to 25-7
+ 11	Ohio U.	10-20 to 21-11
+ 11	Old Dominion	17-12 to 28-6
+ 11	Winthrop	16-12 to 27-6

POSTSEASON HONORS

Danny Granger

3rd team All-American, Basketball Times
MWC Player of the Year, Collegeinsider.com
MVP of MWC Tournament
1st team all-MWC for second straight year
1st team all-district, U.S. Basketball Writers
1st team all-district, National Association of Basketball Coaches

David Chiotti

3rd team all-MWC

Troy DeVries

3rd team all-MWC

Alfred Neale

Honorable mention all-MWC
MWC All-Tournament Team

Mark Walters

Honorable mention all-MWC

NEW MEXICO VS. RANKED TEAMS

The record was 2-2. New Mexico beat Utah twice, 65-54 in The Pit when the Utes were No. 13, and 60-56 in the MWC Tournament final when they were 15th. UNM lost to 5th-ranked Wake Forest at home (81-64) and fell to No. 23 Villanova (55-47) in the first round of the NCAA Tournament.

DOUBLE YOUR FUN

Both the New Mexico men's and women's teams captured conference tournament titles in Denver, the first time that's happened in school history. The Lobo women (26-5) won their third straight conference tournament crown and made their fourth straight appearance in the NCAA Tournament. The only other time that both the men and women played in the NCAA Tournament in the same year was 1998.

A BOWL AND TWO BIDS

New Mexico is one of 11 schools to have its football team play in a bowl game and also have both its men's and women's basketball teams qualify for the NCAA Tournament during the 2004-05 academic season. The others were Boston College, Connecticut, Iowa State, LSU, Minnesota, North Carolina, Oklahoma, Texas, Texas Tech and Utah.

NCAA TOURNAMENT RECAP

Chris Lowry made four free throws in the final 1:38, then came up with a clutch steal as Villanova held off New Mexico 55-47 in the first round of the NCAA Tournament in Nashville.

After holding 12th-seed New Mexico to just 11 points in the first half and leading by as much as 24, Villanova almost gave the game away. The Wildcats (23-7) made just three field goals in the second half, and Allan Ray and Curtis Sumpter finished a combined 2-for-22. Villanova also had 20 turnovers, 12 in the second half.

The Lobos (26-7) made a furious rally against Villanova, pulling within 52-47 with 29 seconds left. But they couldn't overcome their dismal start. Danny Granger led New Mexico with 15 points and Mark Walters had 14 - all in the second half.

The victory was the 11th in the last 13 games for Villanova. New Mexico had a nine-game winning streak snapped.

Villanova looked as if it was on its way to a rout early, stifling the Lobos in the first half. Trapping and pressing with a fury, the Wildcats held New Mexico - one of the nation's better offensive teams - to 11 points on 18 percent shooting. Walters, Alfred Neale and Troy DeVries - all of whom average in double figures - were scoreless in the first 20 minutes as the Wildcats raced out to a 34-11 lead.

But the Lobos finally found their groove in the second half. After Randy Foye made a pair of free throws to give Villanova a 42-23 lead

NEW MEXICO IN THE PIT

First Game:	Dec. 1, 1966
Total Games:	687
All-Time Record:	554-133 (80%)
Longest Win Streak:	41 (2/10/96 - 2/19/98)
Total Attendance:	10,796,158
All-Time Average Attendance:	15,715
Non-conference games:	325-65
Conference/Conference Tournament:	229-68
80 or more points:	299-25
90 or more points:	162-8
100 or more points:	71-1
Overtime:	15-11
Since 1995-96 season:	155-31 (83%)

ATTENDANCE IN THE PIT

Year	Total	G	Average	Natl. Rank	Record
1966-67	191,669	15	12,778	2nd	14-1
1967-68	214,563	18	11,920	5th	16-2
1968-69	191,309	14	13,665	3rd	12-2
1969-70	191,207	14	13,673	3rd	10-4
1970-71	212,168	15	14,144	2nd	10-5
1971-72	186,660	14	13,333	6th	12-2
1972-73	200,923	14	14,352	6th	13-1
1973-74	217,913	15	14,528	4th	15-0
1974-75	210,381	15	14,025	4th	11-4
1975-76	247,021	16	15,439	2nd	12-4
1976-77	283,865	18	15,770	2nd	15-3
1977-78	292,995	17	17,235	2nd	16-1
1978-79	276,941	17	16,291	3rd	15-2
1979-80	267,087	18	14,838	7th	6-12
1980-81	272,525	16	17,033	3rd	9-7
1981-82	264,404	16	16,525	4th	13-3
1982-83	277,677	17	16,334	4th	13-4
1983-84	314,029	20	15,701	7th	16-4
1984-85	324,941	20	16,248	4th	14-6
1985-86	306,908	18	17,050	4th	14-4
1986-87	360,988	23	15,695	8th	19-4
1987-88	333,369	21	15,875	9th	19-2
1988-89	344,023	20	17,201	8th	15-5
1989-90	332,580	20	16,629	8th	17-3
1990-91	295,042	17	17,355	7th	15-2
1991-92	312,091	20	15,605	11th	15-5
1992-93	258,308	16	16,144	7th	15-1
1993-94	286,419	17	16,648	8th	16-1
1994-95	321,691	20	16,085	9th	12-8
1995-96	320,517	20	16,026	9th	19-1
1996-97	309,122	18	17,173	6th	18-0
1997-98	282,002	16	17,625	7th	15-1
1998-99	347,721	20	17,386	6th	19-1
1999-00	328,867	20	16,443	8th	13-7
2000-01	311,940	19	16,418	8th	15-4
2001-02	312,090	19	16,426	7th	14-5
2002-03	258,161	17	15,186	12th	10-7
2003-04	264,227	18	14,679	15th	14-4
2004-05	271,864	19	14,309	—	18-1
Totals	10,796,158	687	15,715	—	554-133

boldface indicates school records

with 8:45 left, New Mexico responded with a 10-0 run that got them within double figures for the first time since midway through the first half.

After Will Sheridan made a pair of free throws, Neale hit a 3-pointer to cut Villanova's lead to 44-36.

Lowry was fouled by Walters with 1:44 left, but missed both shots. But Sumpter grabbed the rebound and Lowry was fouled again. This time he didn't miss. He went 4-for-4 from the line over the next 10 seconds, pushing Villanova's lead back to 52-42.

Another 3-pointer by Neale pulled New Mexico within 52-45, and Walters' followed with a pair of free throws with 29 seconds left to make it 52-47. But after Ray made a free throw, Lowry stole the ball on the inbounds to seal the victory.

NCAA TOURNAMENT NOTES

- The 11 first-half points are the fewest by a New Mexico team since scoring only 10 in the second stanza at Utah on Jan. 31, 1976...the Lobos lost that game 34-32 as the Utes scored only 10 after the break as well

- The Lobos had a 5-game winning streak snapped in games away from Albuquerque...that was UNM's best streak since 1978

- UNM trailed 34-10 during the first half and 34-11 at halftime, making just 4-22 FGs...the Lobos battled back to make it a 52-47 game with 29.3 seconds remaining

- UNM had season-lows for points (47), FG% (29.8%) and 3-point FG% (16%)

- Villanova made just 3 of 23 FGs in the second half, the last bucket coming at the 12:16 mark that gave them a 40-21 advantage

- UNM is now 1-17 against current members of the Big East, 0-4 in NCAA Tournament play

- The Lobos had been 12-0 when holding opponents to less than 60 points

- Somehow, the Lobos managed to shoot better than Villanova, 29.8% (17-56) to 28.3% (15-53), meaning UNM lost for just the 2nd time in 26 games this season when making a higher FG% than its opponent...New Mexico came into the game tied for 5th in the nation in FG%, making an even 50%

- The 29.8% shooting is New Mexico's worst since 27.6% (16-58) vs. BYU in the quarterfinals of the 2000 Mountain West Conference Tournament

- Villanova's FG% of 28.3% is the lowest by a Lobo opponent since Northwestern State converted only 24.2% (15-62) last year

- The Lobos also shot a season-low 16% (4-25) from 3-point, the poorest since 10% (2-20) at UNLV in 2002-03

- Playing in his 52nd and final game at New Mexico, senior Danny Granger finished with 15 points and 12 rebounds for his 13th double-double of the season, 21st while at UNM and the 32nd in his collegiate career...Granger finished his Lobo career with 994 career points (19.1 avg.) and 463 rebounds (8.9 avg.)

- The starting lineup of David Chiotti, Troy DeVries, Danny Granger, Alfred Neale and Mark Walters lost for the first time in the past 10 games

- Troy DeVries went 1-8 from the floor and 0-7 from 3-point, ending his streak of 3-pointers made at 29 straight games, the 2nd-longest in school history...despite the tough outing, DeVries still finished his career as the top 3-point shooter in school history at 45.1% (147-326)

LOOKING AHEAD TO 2005-06

Head coach Ritchie McKay will say so long to six lettermen, including three senior starters in shooting guard Troy DeVries, power forward Danny Granger and small forward Alfred Neale. Three underclassmen - sophomore Ryan Wall, redshirt freshman Sean Phaler and true freshman Bombale Osby - will leave UNM at the end of the spring semester.

The trio of DeVries (11.0 ppg), Granger (18.8 ppg) and Neale (10.3) combined to average 40.1 points a game. Additionally, they were the top 3-pointer shooters on the team, making 43% (197-of-455) of the attempts between them. Granger also led the squad in rebounding (8.9 rpg), steals (63) and blocks (60).

Returning are two starters who will be seniors next season: post David Chiotti (10.4 ppg) and guard Mark Walters (10.5 ppg). Six additional lettermen are also expected back in 2005-06, including Kris Collins, who started at point guard 18 of the first 19 games. Collins broke his foot on Jan. 26 and missed the final 14 games.

With an all-time record of 1,232-967, UNM's 2,200nd game will be the 2005-06 season opener.

CHIOTTI/WALTERS COULD JOIN 1,000-POINT CLUB

Seniors-to-be David Chiotti and Mark Walters have a good shot at becoming the 23rd and 24th Lobos to score 1,000 career points. After racking up 342 points this season, Chiotti has 790 in his 88-game career. Walters has 735 points after three seasons (86 games), following a 348-point output in 2004-05.

Both could also gain entrance to a more exclusive club, that of 1,000 points and 500 rebounds in a career. Chiotti needs 76 boards for 500 while Walters is 152 caroms shy. The last Lobo to do so was Lamont Long during the 1998-99 season.

THE NEW LOBOS

The University of New Mexico inked four during the November signing period. They are Joel Box (F, 6-8, 250) from Rockford, Ill., and John Wood Community College in Quincy, Ill., Daniel Faris (C, 6-9, 225) from Albuquerque Eldorado High School, Justin Holt (G/F, 6-7, 205) from Tacoma, Wash., and Indian Hills (Iowa) CC and Anthony Teague (G, 6-5, 190) from Cleveland, Ohio, and Dodge City (Kan.) CC.

Signing earlier this month was Ryan Kersten, a 6-1 guard from Modbury Heights, South Australia, who is attending the Australian Institute of Sport. He will be a freshman next year.

UTAH/MWC TOURNAMENT RECAP

The Lobos made their invitation to the NCAAAs a formality, getting 28 points, 11 rebounds and four straight clutch free throws from Danny Granger in a 60-56 victory over No. 15 Utah in the Mountain West Conference championship game.

Playing as though their season was at stake the second-seeded Lobos jumped on Andrew Bogut and the top-seeded Utes early and kept them an arm's distance away most of the way.

And when Bogut (19 points, 16 rebounds) triggered a 9-2 run that gave the Utes a 49-48 lead with 3:35 left - their first since midway through the first half - New Mexico responded. Alfred Neale slammed home a miss for a 50-49 lead. David Chiotti made a move that felled Bogut and led to an easy layup.

After two Utah free throws made it 52-51, Granger made two huge baskets, forcing a shot over a defender under the basket for one score, then dribbling to the baseline and shaking loose from defender Marc Jackson for an open 15 footer that he buried for a 56-51 lead. Bogut responded with a 3-pointer with 21 seconds left, but Granger countered by sinking four free throws down the stretch to keep it a two-possession game.

The win capped off a day that began when New Mexico beat Utah for the women's championship. For the men, it was the ninth straight win and 12th in the last 13. Two of those wins came against Utah, the league's regular-season champ.

Granger scored 18 of his points in the first half and well outplayed Bogut, who was "held" to just 19 points by a defense that fronted him with Chiotti, then brought help from the back-side forward.

Despite that success, the Lobos couldn't build their lead into double digits and when the Utes shut down Granger through most of the second half, it was clear this one would come down to the wire. It did - but it was Granger, not Bogut, who wound up holding the trophy and being named the tournament's Most Valuable Player.

MWC TOURNAMENT NOTES

- The 4-point win over Utah was just New Mexico's fourth game this season decided by five points or less...UNM was 2-2 in those four games
- Tournament MVP Danny Granger scored a season-high 28 points and pulled down 11 rebounds for his 12th double-double of the season, 20th while at UNM and 31st in his collegiate career...Granger had 18 points and 6 boards in the first half
- Granger scored the Lobos' final 8 points, including 4 straight FTs (both 1 and 1 situations) in the final 19.4 seconds to secure the victory

NEW MEXICO IN OVERTIME

New Mexico has not played an overtime game since the 2002-03 season when it dropped an 85-81 decision at Wyoming.

The Lobos' last overtime win was 84-81 against UNLV in The Pit in 2001-02.

New Mexico has never played an overtime game in the NCAA Tournament.

Overtime Breakdown (43-31)

Single OT	39-28
Double OT	2-3
Triple OT	1-0
Four OT	1-0

Home	22-18
Road	20-12
Neutral	1-1

NEW MEXICO SINCE 1983-84

Year	Record	Postseason
1983-84	24-11	NIT (0-1)
1984-85	19-13	NIT (1-1)
1985-86	17-14	NIT (0-1)
1986-87	25-10	NIT (0-1)
1987-88	22-14	NIT (2-1)
1988-89	22-11	NIT (2-1)
1989-90	20-14	NIT (3-2)
1990-91	20-10	NCAA (0-1)
1991-92	20-13	NIT (2-1)
1992-93	24-7	NCAA (0-1)
1993-94	23-8	NCAA (0-1)
1994-95	15-15	—
1995-96	28-5	NCAA (1-1)
1996-97	25-8	NCAA (1-1)
1997-98	24-8	NCAA (1-1)
1998-99	25-9	NCAA (1-1)
1999-00	18-14	NIT (1-1)
2000-01	21-13	NIT (2-1)
2001-02	16-14	NIT (0-1)
2002-03	10-18	—
2003-04	14-14	—
2004-05	26-7	NCAA (0-1)

3-POINT STREAK INTACT

UNM has made at least one 3-pointer in 486 straight games...the last time it didn't was Jan. 3, 1991, missing on 8 attempts against Colorado State...since the 3-point shot became part of college basketball in 1986-87, the Lobos have made 10 or more 90 times...the record in those games is 73-17...a look at the Lobos' 3-point shooting:

Season	3FG-A	Pct.
1992-93	238-611	.390
1993-94	300-782	.384
1994-95	199-579	.344
1995-96	220-578	.381
1996-97	245-656	.373
1997-98	301-748	.402
1998-99	247-667	.370
1999-00	155-459	.338
2000-01	183-534	.343
2001-02	180-477	.377
2002-03	222-163	.362
2003-04	237-631	.376
2004-05	269-688	.391

NEW MEXICO STAT RANKINGS

TEAM

	Avg/Pct.	MWC Rank	NCAA
Winning Pct.	78.8	—	T17th
Scoring Offense	75.5	1st	35th
Scoring Defense	64.3	3rd	
Scoring Margin	+11.2	1st	12th
FG Pct.	49.3	2nd	9th
FG Pct. Defense	41.6	2nd	
3-Pt. FGs / Game	8.15	2nd	27th
3-Pt. FG Pct.	39.1	1st	19th
3-Pt. FG Pct. Def	31.5	2nd	
FT Pct.	67.9	7th	
Rebound Margin	+2.1	3rd	
Assists	14.88	2nd	
Steals	7.64	3rd	
Blocks	3.48	4th	
TO Margin	+0.79	3rd	
Assist/TO Mgn.	1.08	2nd	

INDIVIDUAL

David Chiotti	Avg/Pct	Rank
Scoring	10.4	19th
Rebounding	5.1	11th
FG Pct.	54.0	8th

Kris Collins	Avg/Pct	Rank
Assists	2.95	7th
Steals	1.21	10th

Troy DeVries	Avg/Pct	MWC/NCAA
3-Pt. FGs	2.82	1st / 38th
3-Pt. FG%	45.1	3rd / 8th
Assists	2.55	11th
Scoring	11.0	14th

Danny Granger	Avg/Pct	MWC/NCAA
Scoring	18.8	2nd / 36th
Rebounding	8.9	3rd / 39th
FG Pct.	52.4	10th
FT%	75.5	13th
3-Pt. FGs	1.50	14th
3-Pt. FG%	43.3	4th
Steals	2.10	2nd
Blocks	2.00	2nd / T42nd
Assists	2.37	12th

Alfred Neale	Avg/Pct	Rank
3-Pt. FGs	1.79	7th
FG Pct.	52.2	11th
3-Pt. FG%	40.7	6th
Rebounding	4.4	15th
Scoring	10.3	20th

Mark Walters	Avg/Pct	Rank
Scoring	10.5	16th
Assists	2.79	10th
Steals	1.30	8th
3-Pt. FG Pct.	37.2	10th
FG Pct.	47.8	13th
FT Pct.	74.7	15th

2003-04 NCAA ATTENDANCE LEADERS

1.	Kentucky	22,710
2.	Syracuse	21,825
3.	North Carolina	20,802
4.	Louisville	19,443
5.	Maryland	17,950
6.	Wisconsin	17,142
7.	Indiana	16,487
8.	Kansas	16,300
9.	Illinois	16,072
10.	Memphis	15,432
11.	BYU	15,300
12.	Marquette	15,291
13.	Arkansas	14,792
14.	Michigan State	14,759
15.	New Mexico	14,679

- Granger finished the tournament with 73 points (24.3 ppg) and 33 rebounds (11 rpg)...he shot 57% (24-42) from the field and 91% (21-23) from the line, plus he had 11 assists, 9 blocks and 5 steals

- New Mexico won its third conference tournament title...it also won Western Athletic Conference championships in 1993 over UTEP at Salt Lake City and against Utah in Albuquerque in 1996

- The Lobos opened with an 11-5 lead before Utah went on a 12-0 run for a 17-11 advantage...UNM's scoreless drought was 7:13 (from 15:23 to 8:10) when it missed 7 shots and committed 4 turnovers...however, New Mexico outscored the Utes 19-7 the rest of the half for a 30-24 lead at the break...Granger scored 13 points during that run

- UNM trailed just once in the second half at 49-48, but Alfred Neale's slam off a missed shot on the next possession gave the lead back to the Lobos and they never trailed again

- New Mexico was 7 of 18 from 3-point vs. Utah and made 26 of 55 (47%) in the tournament

- Alfred Neale scored 41 points in the tournament, drilling 9 of 14 shots from beyond the arc

- New Mexico has won 21 straight games when leading at halftime and was 25-1 overall this season...the only loss came at Oregon when UNM led 43-41, but lost 79-75 in the fifth game of the season

THE COMPLETE GRANGER

Danny Granger was the only player in NCAA Div. I basketball to average at least 18 points, 8.5 rebounds, 2 steals, 2 assists and 2 blocks a game...here's where Granger ranked in the final conference and NCAA stats:

	MWC	NCAA
Scoring	18.8	2nd
Rebounds.....	8.9	3rd
Steals	2.10	2nd
Blocks	2.0	2nd
FG%	52.4	10th
3-Pt. FG%	43.3	4th
Assists	2.37	12th

Surprisingly, of the top-50 players in the nation in steals, Granger is the tallest at 6-8. Granger finished 6 points shy of 1,000 in his 52-game UNM career. That's a career average of 19.1 per game.

Granger is the only Lobo to register 50 assists, 50 blocks and 50 steals in a season and he is the sole member of the 60-60-60 club. His 63 steals are No. 7 at UNM for a single season, while his 60 blocks are 10th.

The Lobos were 3-6 the past two seasons without Danny Granger, 37-15 when he was available. Granger became eligible on Dec. 21, 2003, after transferring from Bradley.

STATS: WITH AND WITHOUT DANNY

It's well documented that the Lobos were a much better team with Danny Granger on the floor. Here's the statistical breakdown:

	W-L	FG%	3FG%	PPG	Scoring Margin	Reb. Margin	Opp FG%	Opp. 3FG%
With DG	26-4	49.7	38.9	77.3	+13.3	+2.3	40.8	31.5
W/o DG	0-3	44.9	41.9	57.7	-9.3	0.0	51.7	31.3

WALTERS MADE A POINT

Junior Mark Walters started the season on the wing, but switched to the point after Kris Collins went out with a broken foot on Jan. 26. After that forced move, UNM won 12 of its final 14 games, winning the MWC Tournament and advancing to the NCAA Tournament for the first time in six years.

Walters logged his fourth career double-double against BYU in the MWC Tournament with 12 points and a career-high 12 assists, a Lobo record for a conference tournament game. Additionally, Walters scored 108 points (13.5 ppg) with 30 rebounds, 31 assists, 13

steals and just 10 turnovers in the final eight games of the year.

As 21 scouts watched the every move of future pros Danny Granger and Utah's Andrew Bogut in The Pit Feb. 21, Walters had to open some eyes. He orchestrated the Lobos offense and played his usual stifling defense. Walters scored a game- and season-high 22 points, draining 7 of 11 shots, including 3 of 6 from 3-point. His first trey gave New Mexico a 22-19 lead and it never trailed again. With the Lobos leading 51-42, Walters scored the team's next seven points that pushed the margin to 14 and the Utes never recovered.

DEAD-EYE DEVRIES

Senior guard Troy DeVries finished his career as the most accurate 3-point shooter in New Mexico history. DeVries made 45.1% (147 of 326) in his 55-game Lobo career. His 48% career accuracy in conference games in 2004-05 is an MWC record. DeVries shot a salty 51.3% (41-80) from 3-land this season in MWC competition.

DeVries leads the MWC, averaging 282 treys a game, and he was 8th nationally in percentage at 45.1%. He made a three-point basket in 29 straight games, the 2nd-longest streak at UNM.

DeVries finished 5th on the UNM single-season list with 93 trifectas made, a figure that ranks No. 3 in MWC history. The record is 99 by Utah's Nick Jacobson in 2003-04. Despite playing less than two full season, DeVries tied Lamont Long for 8th place in career 3s at New Mexico with 147 made.

PLUS 12 IN THE WIN COLUMN

Finishing with a record of 26-7, the Lobos won 12 more games than all of last season, the 2nd-largest one-season improvement in school history. A look at the biggest jumps:

No.	From	To
13	15-15 in 1994-95	28-5 in 1995-96
12	14-14 in 2003-04	26-7 in 2004-05
10	6-20 in 1961-62	16-9 in 1962-63
10	14-15 in 1982-83	24-11 in 1983-84

STOP! THIEF

New Mexico's 19 steals against Colorado State are the most ever by UNM in a conference game and the 4th highest total in school history. UNM had 12 thefts in the second half. The school record is 25 against Western New Mexico in 1990.

BACK TO 20

New Mexico reached 20 wins in a season for the first time in four years. The benchmark victory came Feb. 21 against No. 13 Utah in The Pit, snapping the Utes' 18-game winning streak. UNM has reached the 20-win plateau 20 times in school history. All of the Lobos' 20-win campaigns have come since 1963-64, however, 15 have occurred in the past 22 seasons, since 1983-84.

THE INJURY LOG

New Mexico got off to a 14-2 start with all team members healthy. Danny Granger went down with a knee injury Jan. 8 against Wyoming and the Lobos lost their next three games. At BYU on Jan. 24, already minus Granger, starting post David Chiotti missed the final 26 minutes of the game with a hip flexor. Then, on Jan. 26, starting point guard Kri Collins broke his right foot in practice and will not return this season.

A REAL TEAM

Head coach Ritchie McKay is always talking about the unselfishness of his players. The numbers bear him out.

All five Lobo starters finished the season averaging in double figures, led by Danny Granger's 18.8, and all ranked in the top-20 in scoring in the MWC. The last time UNM could boast of having five players finish the season in double figures - with each individual participating in a minimum of 20 games - was 1969-70.

The current Lobos are also the first team since 1997-98 to have five players with at least 50 assists in a season. David Gibson (116), Royce Olney (100), Kenny Thomas (95), Lamont Long (87) and Clayton Shields (54) did so seven years ago. UNM came within one assist of having six reach 50. David Chiotti finished the year with 49.

NOTES FROM THE ARC

- Shooting 39.1% from 3-point range, New Mexico enjoyed its 3rd-best season accuracy of all-time and highest accuracy since the 1997-98 team made 40.2% of its tries...the Lobos ranked 19th in the nation...only two other New Mexico shot 40% or better for an entire season: 1988-89 and 1997-98
- While the team shooting 39.1% for the season, UNM's four primary long-range shooters - Troy DeVries, Danny Granger, Alfred Neale and Mark Walters - combined to make 42.3% (232-549) of their attempts

LOBO RECORD BOOK UPDATE

Team Season Superlatives

Victories

28-5	1995-96
26-7	2004-05
25-9	1998-99
25-8	1996-97
25-10	1986-87
24-8	1997-98
24-7	1992-93
24-11	1983-84
24-4	1977-78
23-8	1993-94
23-5	1967-68
23-6	1963-64
22-11	1988-99
22-14	1987-88
22-7	1973-74

3-Point Field Goals Made

301	1997-98
300	1993-94
269	2004-05
247	1998-99
245	1996-97
238	1992-93

3-Point Field Goals Made Per Game

9.7	1993-94
9.4	1997-98
8.5	2003-04
8.15	2004-05
7.9	2002-03

3-Point Field Goal Percentage

43.4	1988-89
40.2	1997-98
39.1	2004-05
39.0	1992-93
38.8	1990-91
38.6	1986-87

Scoring Margin

14.6	1977-78
13.1	1963-64
12.3	1996-97
11.5	1972-73
11.2	2004-05
10.4	1966-67

LOBO RECORD BOOK UPDATE

Field Goal Percentage, Team, Game

1. 81.4 (35-43) vs. Oregon State, Nov. 30, 1985
2. 74.6 (44-59) vs. Eastern New Mexico, Dec. 6, 1994
3. 71.1 (27-38) vs. Hawaii, Jan. 26, 1991
4. 70.0 (28-40) at Oregon State, Feb. 26, 1985
5. 69.2 (36-52) at Air Force, Jan. 14, 2005 (lost game)

3-Point Field Goals Made, Team, Game

1. 20 vs. Santa Clara, Nov. 13, 2004
2. 18 vs. Holy Cross, Dec. 29, 1997
- 18 vs. UTEP, Feb. 19, 1998
4. 17 vs. Simon Fraser, Nov. 21, 1993
5. 16 vs. Penn State, Dec. 29, 2004

3-Point Field Goal Percentage, Team, Game

1. 72.2 (13-18) vs. San Francisco State, Nov. 22, 2003
2. 70.0 (7-10) vs. Wyoming, Feb. 6, 1992
3. 69.6 (16-23) vs. Sacramento State, Dec. 19, 1998
4. 68.4 (13-19) vs. BYU, Feb. 19, 2005
5. 68.2 (15-22) vs. Simon Fraser, Nov. 18, 1996

3-Point Field Goal Percentage, Season

- | | |
|----------------------------------|---------|
| 1. 51.3 (80-156), Royce Olney | 1997-98 |
| 2. 49.1 (83-169), Rob Robbins | 1988-89 |
| 3. 48.8 (39-80), Tim Lightfoot | 2001-02 |
| 4. 45.8 (71-155), Ike Williams | 1992-93 |
| 5. 45.1 (93-206), Troy DeVries | 2004-05 |
| 6. 44.9 (66-147), Ruben Douglas | 2001-02 |
| 7. 44.6 (54-121), Troy DeVries | 2003-04 |
| 11. 43.3 (45-104), Danny Granger | 2004-05 |

3-Point Field Goal Percentage, Career

- | | |
|----------------------------------|---------|
| 1. 45.1 (147-326), Troy DeVries | 2004-05 |
| 2. 44.1 (78-177), Willie Banks | 1989-92 |
| 3. 42.7 (71-166), Kelly Graves | 1985-86 |
| 4. 42.6 (174-408), Royce Olney | 1995-98 |
| 5. 42.1 (131-311), Greg Brown | 1993-94 |
| 6. 41.9 (125-298), Javin Tindall | 2003-04 |
| 7. 41.5 (264-636), Rob Robbins | 1988-91 |
| 8. 41.3 (218-528), Ruben Douglas | 2001-03 |
| 9. 40.9 (124-303), Tim Lightfoot | 1999-02 |

3-Point Field Goals, Season

- | | |
|-----------------------|---------|
| 1. 102 Kevin Henry | 1998-99 |
| 2. 96 Clayton Shields | 1996-97 |
| 3. 94 Marlow White | 1993-94 |
| 94 Ruben Douglas | 2002-03 |
| 5. 93 Troy DeVries | 2004-05 |

3-Point Field Goals, Career

- | | |
|------------------------|---------|
| 1. 285 Clayton Shields | 1995-98 |
| 7. 171 Marlow White | 1994-95 |
| 8. 147 Lamont Long | 1996-99 |
| 147 Troy DeVries | 2004-05 |

Consecutive Games, 3-Point FG Made

- | | |
|--|---------|
| 1. 35 Ruben Douglas, last 7 g. of 2001-02; all of '02-03 | |
| 2. 29 Troy DeVries | 2004-05 |
| 3. 27 Charles Smith | 1996-97 |
| 4. 22 Ike Williams | 1992-93 |
| 5. 21 Lamont Long | 1999-00 |

Blocked Shots, Career

- | | Avg/Game |
|-------------------------------|----------|
| 1. 336 Luc Longley, 1989-91 | 2.54 |
| 2. 239 Kenny Thomas, 1996-99 | 1.94 |
| 3. 220 Khari Jaxon, 1991-93 | 2.47 |
| 4. 137 Wayland White, 2000-01 | 2.17 |
| 5. 126 Rob Loeffel, 1986-89 | 1.17 |
| 6. 95 Charles Smith, 1994-97 | 0.75 |
| 7. 91 Danny Granger, 2004- | 1.75 |
| 8. 86 Wil Smiley, 1977-78 | 1.54 |
| 9. 79 Jimmy Allen, 1977-78 | 1.36 |
| 10. 77 Lewis LaMar, 1992-94 | 0.84 |

- UNM nailed a school-record 20 treys against Santa Clara, including 13 of 20 in the first half...to put that number in perspective, UNM made more than 13 in an entire game just three times in 2003-04...the previous standard for 3-point proficiency was 18 on two occasions: vs. Holy Cross on Dec. 29, 1997, and vs. UTEP on Feb. 19, 1998...both games were played in The Pit

- UNM poured in 68.4% (13-19) from beyond the arc in the home win against BYU, the fourth-best accuracy in school history...New Mexico actually started 11 of 13 then was 12-15 before missing 3 of its last 4 from long range

- In MWC games only, New Mexico led the league in 3-point FG percentage (38.8%) and 3-point FG percentage defense (31.1%)

- Opponents shot 31.5% from 3-point range, the lowest since the 1999-2000 Lobos allowed 31.4%

- UNM has made a 3-point basket in 486 straight games, the 12th-longest active streak in NCAA Div. I hoops...UNLV is 1st at more than 595

UTAH WIN PROVES COSTLY

The 65-54 win over Utah on Feb. 21 - ending the Utes' 18-game winning streak - did not come without a hit to the basketball budget. Several enthusiastic Lobo fans painted their faces and bodies red in an effort to show support. Some of those same fans rushed the court after the game to celebrate with their Lobo heroes. The combination of body art and sweat resulted in permanent stains to the white uniforms. Still waiting on the new togs, New Mexico had to wear its red road uniforms in the final home game against Colorado State. UNM had new uniforms for the MWC Tournament.

P.O.W. TO THREE LOBOS

New Mexico was the only team in the Mountain West Conference to have three different players earn Player of the Week honors. Junior Mark Walters was the recipient twice: after the first week of the regular season (Nov. 22) and Feb. 28 for his play in wins against Utah and San Diego State. Danny Granger captured the award on Dec. 20, Alfred Neale on Feb. 7.

SOLID SHOOTERS

New Mexico's season FG percentage was 49.3%, good for 9th nationally and the program's best since the 1990-91 team converted 52.8%. The Lobos led the nation after 17 games at 52.5%, but dropped to 15th after a 5-game stretch where they made just 39% (104-267). The Lobos have 50% or better 18 times this season, and eclipsed 60% six times.

STATISTICAL TRENDS

- The Lobos were 13-0 when scoring 80 or more points (19-1 the past two seasons)
- UNM was 29-3 at home after Danny Granger and Troy DeVries joined the team on Dec. 21, 2003
- New Mexico has won 21 straight games and was 25-1 when leading at half...it was 9-0 in MWC games...the only loss came at Oregon when it led 43-41, but lost 79-75
- The Lobos had won 30 straight games when shooting better than their opponent until the loss at Air Force on Jan. 15 when they made 69.2% but fell 64-62...the previous loss was at Tennessee on Jan. 4, 2003...New Mexico is 24-2 in such situations this year, 75-6 since 2000-01 and 172-15 since the 1995-96 season

HALFTIME DEFICIT STREAK ENDS AT 26

Prior to the March 5 win against Colorado State, New Mexico had lost 26 straight games when trailing at halftime. The skid was 20 in a row in MWC games. The Rams had a 38-33 lead, but a 17-0 burst early in the second half fueled the Lobos' first come-from-behind win since head coach Ritchie McKay's second game at UNM.

On Nov. 25, 2002, the Lobos trailed Northwestern State 36-31 at intermission, but rallied for a 60-56 victory. The last deficit overcome in an MWC game was Jan. 19, 2002, when UNM was down to BYU 32-31, but came back to win 73-58.

New Mexico had been 0-5 in such situations for all games this season, 0-8 in 2003-04 and had dropped its last 13 opportunities in 2002-03.

NICE RALLY

The Lobos beat UNLV 62-58 in The Pit on Jan. 29, but had to overcome a 9-point deficit to do so. Trailing 38-29 after the Rebels scored the first 14 points of the second half, UNM eradicated its largest second-half deficit under Ritchie McKay and the biggest since trailing Pepperdine 69-59 in the 2001 postseason NIT. The Lobos won that game 81-78. In McKay's second game as Lobos' coach, UNM did come back from a 29-15 hole in the first half against Northwestern State to win 60-56.

NOT MANY NAIL-BITERS

The Lobos only played four games that were decided by five points or less and they were 2-2. Both losses were on the road, 79-75 at Oregon and 64-62 at Air Force, the win 62-58 against UNLV and 60-56 against Utah in the MWC title game.

ROAD A LITTLE KINDER

New Mexico was 8-6 outside of Albuquerque, the most wins away from home since the 1997-98 team went 9-7. UNM entered the season with a 29-game losing skid away from The Pit.

STREAKS AND SUCH

New Mexico's 27-game road losing streak - 29 in a row including neutral sites - ended with an 84-66 victory at New Mexico State on Dec. 4. After the win at UT-Arlington, the Lobos registered back-to-back road victories for the first time since taking three straight in 2000-01.

The 55-47 victory at Colorado State snapped a 22-game losing streak in MWC road games and it was a 25-game skid when the past three seasons (losses) in the MWC Tournament were included. The last win had been on Jan. 28, 2002, also at Colorado State, by a score of 70-64.

The Lobos saw three winning streaks come to an end in the 81-64 setback to No. 5 Wake Forest on Dec. 22: six straight wins overall, nine straight at home and 14 consecutive non-conference victories at The Pit.

Beating San Diego State and UNLV on the road in late February, New Mexico won consecutive MWC road games for the first time in five years, since taking three in a row (at San Diego State, Air Force and BYU) in 1999-2000. UNM halted a three-losing streak at San Diego State and a seven-game skid at UNLV.

The Lobos ended a dubious four-year run of sub-.500 records in the MWC. UNM was 21-35 in conference games from 2001-04.

GOT THEIR NUMBER

UNM is only 11-21 all-time in games against nationally-ranked Utah teams, but has captured six of the past seven meetings in The Pit since 1996.

IT'S MORE THAN JUST SHOOTING

The Lobos lost at Air Force 64-62 despite tying for the 5th-best shooting game in school history (69.2%) and outrebounding the Falcons 28-9. The Lobos made 27 of 39 shots, the best accuracy since 36 of 52 - also 69.2% - at BYU on Feb. 27, 1997. Turnovers were the story as New Mexico committed 23. Air Force had a whopping 31-8 scoring edge in points off of turnovers, including 20-0 in the first half.

STATS: HOME VS. ROAD/NEUTRAL

	Record	FG%	3FG%	PPG	Scoring Margin	Reb. Margin	Opp FG%	Opp. 3FG%
Home	18-1	52.2	40.2	81.4	+17.4	+4.1	41.3	31.3
Away	8-6	45.3	37.5	67.6	+2.9	-0.6	42.1	31.9

STATS: NON-CONFERENCE VS. CONFERENCE

	Record	FG%	3FG%	PPG	Scoring Margin	Reb. Margin	Opp FG%	Opp. 3FG%
Non-conf.	16-3	50.3	39.3	79.4	+15.1	+4.2	39.7	31.7
Conf.	10-4	47.9	38.8	70.3	+6.1	-0.9	44.4	31.1

STATS: GAMES WON (26) VS. GAMES LOST (7)

	G	FG%	3FG%	PPG	Scoring Margin	Reb. Margin	Opp FG%	Opp. 3FG%
Won	26	51.9	41.5	79.3	+16.8	+3.3	40.2	30.8
Lost	7	40.1	29.9	61.4	-9.6	-2.6	47.4	34.3

LOBO RECORD BOOK UPDATE

Scoring, Season

1.	784	Kenny Page, 1979-80
5.	660	Kelvin Scarborough, 1986-87
11.	613	Charlie Thomas, 1987-88
15.	598	Lamont Long, 1999-2000
18.	574	Luc Longley, 1990-91
19.	573	Marvin Johnson, 1976-77
20.	565	Danny Granger, 2004-05

Rebounds, Season

1.	375	Tom King, 1960-61
5.	330	Luc Longley, 1989-90
10.	301	Bill Hagins, 1974-75
13.	275	Luc Longley, 1990-91
14.	271	Charlie Thomas, 1987-88
15.	266	Danny Granger, 2004-05
16.	264	Darryl Minniefield, 1972-73
17.	261	Jimmy Allen, 1976-77
18.	259	Kenny Thomas, 1998-99
19.	258	Charlie Thomas, 1988-89
20.	256	Kenny Thomas, 1995-96

Steals, Season

1.	84	Hunter Greene, 1986-87
5.	70	Hunter Greene, 1987-88
6.	66	Charles Smith, 1995-96
7.	63	Danny Granger, 2004-05
8.	62	Willie Banks, 1991-92

Blocks, Season

1.	117	Luc Longley, 1989-90
5.	88	Khari Jaxon, 1992-93
6.	79	Kenny Thomas, 1997-98
7.	70	Wayland White, 1999-2000
8.	67	Wayland White, 2000-02
9.	62	Kenny Thomas, 1998-99
10.	60	Danny Granger, 2004-05

ALMOST A 16-0 START

Had it not been for a couple of poor-shooting second halves, the Lobos could have started 16-0. On Nov. 22 at Oregon, UNM led 43-41 at halftime. The Lobos trailed by nine twice in the second half, but made it a 2-point game with 16 seconds remaining before falling 79-75. New Mexico hung around despite shooting just 26% (8-31) after halftime, including 22% (4-18) from 3-point.

The Lobos were held to 32.8% accuracy (20-61) by No. 5 Wake Forest in The Pit on Dec. 22, but it was a 4-point game with 11:39 remaining and UNM trailed by just seven at the 8:23 mark. The Demon Deacons eventually won 81-64 to halt UNM's six-game winning streak.

DOMINATING AT HOME

Before the loss to Wake Forest, the Lobos had won their first nine home games for the first time since the 1998-99 season when they took 16 in a row. They are 18-1 in The Pit this year and have captured 30 of their past 33 at home.

LOBO BASKETBALL ARCHITECT PASSES ON

Former UNM head basketball coach Bob King passed away at an Albuquerque hospital Dec. 10 at the age of 81. The 2004-05 Lobos wore a patch with "BK" on the jersey to commemorate Coach King.

Known as the "Architect of Lobo Basketball," King came to UNM in 1962 and immediately put a buzz into the community. His teams' successes led to sellout crowds at Johnson Gym, which, in turn, forced The Pit to be built in 1966. King posted a 175-89 record and never had a losing record in any of his 10 seasons. He led UNM to postseason play for the first time in school history with three NIT appearances and the school's initial NCAA Tournament showing in

1968. The playing floor at The Pit was officially named Bob King Court in 1992.

New Mexico had a 418-495 record with no postseason appearances before King arrived. Since that time, UNM has averaged nearly 19 wins per year. The Lobos have made 27 trips to the postseason during that span, including 11 appearances in the NCAA Tournament and 16 showings in the NIT. King, an Air Force veteran, was buried at the National Cemetery in Santa Fe.

SEASON NO. 102 IN THE BOOKS

The 2004-05 season was the 102nd in school history. The Lobos first laced up the hightops on Feb. 2, 1900, when they lost 8-6 to the Albuquerque Guards. While this season is actually the 105th anniversary of that inaugural year, UNM did not field a team for various reasons in 1900-01, 1903-04, 1917-18 and 1920-21.

The Lobos have been on the hardwoods continuously since the 1921-22 season and have compiled an all-time record of 1,232-967 (.560). New Mexico was 418-495 (.458) from 1900-62, but has gone 814-472 (.633) over the past 43 seasons, an average of nearly 19 wins per year. The Lobos have made 27 trips to the postseason during that span, including 11 appearances in the NCAA Tournament and 16 showings in the NIT.

THE PIT

The 2004-05 season was the 39th year of basketball in The Pit/ Bob King Court, which was completed in December of 1966. UNM has an all-time mark of 554-133 (80%) in the building that resides 37 feet below street level. The Lobos have had a winning record in The Pit in 38 of their 39 years as tenants and tore off a school-record 41-game home winning streak from 1996-98. Since the beginning of the 1995-96 season, the Lobos are 155-31 (83%).

New Mexico Men's Basketball Miscellaneous Stat Trends (1992-2005)

New Mexico's Record When:

	91-92	92-93	93-94	94-95	95-96	96-97	97-98	98-99	99-00	00-01	01-02	02-03	03-04	04-05	Total
leading at half	18-5..	17-0..	17-3...	9-5...	22-2..	22-1..	18-0..	20-1..	15-4..	16-3..	12-7...	9-5...	14-6..	25-1...	234-43
trailing at half	2-7....	5-7....	3-4....	6-10...	6-3....	3-7....	6-8....	5-8....	3-10...	3-8....	4-6....	1-13...	0-8....	1-6....	48-105
tied at half	0-1....	2-0....	3-1....	0-0....	0-0....	0-0....	0-0....	0-0....	0-0....	2-2....	0-1....	0-0....	0-0....	0-0....	7-5
outshoot opponent	18-5..	20-0...	6-5...	14-4..	18-1..	23-2..	19-1..	20-2..	17-3..	19-1..	14-1..	6-2...	12-0..	24-2...	230-29
outshot by opponent	2-8....	4-6....	16-3..	1-11...	8-4....	2-5....	4-7....	5-7....	1-11..	2-12..	2-12..	4-16..	1-14...	2-5....	54-121
shooting tied	0-0....	0-1....	1-0....	0-0....	2-0....	0-1....	1-0....	0-0....	0-0....	0-0....	0-1....	0-0....	1-0....	0-0....	5-3
outrebound opponent	11-6..	16-0..	16-2..	10-2..	20-1..	18-0..	14-1..	18-2..	14-3..	11-5..	11-9...	5-3....	8-5....	15-2...	186-42
outrebounded by opponent...	8-6....	6-7....	6-6....	5-12...	6-4....	6-8....	8-7....	6-7....	4-10...	9-7....	4-5....	5-14...	5-8....	9-5....	87-105
rebounds tied	1-1....	2-0....	1-0....	0-1....	2-0....	1-0....	2-0....	1-0....	0-1....	1-1....	1-0....	0-1....	1-1....	2-0....	15-6
commit fewer turnovers	14-4..	11-3...	9-1....	9-5....	9-1....	12-5..	14-0..	15-0...	9-4....	17-7...	12-3...	7-9....	6-1....	13-3...	157-47
commit more turnovers	5-8....	10-4..	12-6...	4-8....	17-3..	11-2...	8-6....	9-7....	7-10...	2-6....	2-11...	2-8....	6-11...	10-4...	105-94
turnovers tied	1-1....	3-0....	2-1....	2-2....	2-1....	2-1....	2-1....	1-2....	2-0....	2-0....	2-0....	1-1....	2-2....	3-0....	27-12
UNM shoots 50% or better ..	5-2....	10-0...	5-0....	8-3....	16-1..	15-0..	10-0..	14-0..	11-1...	6-0....	5-4....	3-1....	8-1....	17-1...	133-14
UNM shoots below 50% ...	15-11..	14-7..	18-8..	7-12..	12-4..	10-8..	14-8..	11-9..	7-13..	15-13	11-10..	7-17..	6-13...	9-6..	156-139
opp. shoots 50% or better ...	3-2....	0-1....	0-0....	1-7....	1-1....	2-4....	2-3....	4-2....	1-2....	3-6....	0-8....	2-11...	1-7....	3-4....	23-58
opp. shoots less than 50% ..	17-11..	24-6..	23-8..	14-8..	27-4..	23-4..	22-5..	21-7..	17-12..	18-7..	16-6...	8-7....	13-7..	23-3...	266-95

UNM scores between:

30-39 points	0-0....	0-0....	0-0....	0-0....	0-0....	0-0....	0-0....	0-1....	0-0....	0-0....	0-0....	0-0....	0-0....	0-0....	0-1
40-49 points	0-0....	0-1....	0-0....	0-0....	0-0....	0-0....	0-1....	0-3....	2-0....	0-4....	0-1....	0-0....	0-3....	0-1....	2-14
50-59 points	0-5....	1-3....	0-2....	0-2....	0-2....	2-3....	0-4....	2-2....	5-1....	3-0....	1-1....	1-4....	0-3....	1-2....	16-34
60-69 points	5-4....	8-2....	4-3....	4-6....	7-2....	5-4....	4-2....	2-2....	8-2....	4-7....	1-7....	3-9....	3-3....	5-2....	63-55
70-79 points	7-4....	10-1...	6-2....	5-4....	6-1....	6-1....	8-1....	3-0....	3-4....	7-2....	8-1....	2-2....	5-4....	7-2....	83-29
80-89 points	1-0....	4-0....	8-0....	3-2....	9-0....	6-0....	5-0....	11-1...	0-6....	4-0....	5-2....	1-2....	5-1....	8-0....	70-14
90-99 points	5-0....	1-0....	3-0....	1-1....	4-0....	4-0....	6-0....	5-0....	0-1....	3-0....	1-1....	2-1....	1-0....	4-0....	40-4
100+ points	2-0....	0-0....	2-1....	2-0....	2-0....	2-0....	1-0....	2-0....	0-0....	0-0....	0-1....	1-0....	0-0....	1-0....	15-2

Opponent scores between:

30-39 points	0-0	0-0	0-0	0-0	0-0	1-0	0-0	0-0	0-0	0-0	0-0	0-0	0-0	0-0	0-0	0-0	1-0
40-49 points	1-0	2-0	1-0	2-0	1-0	3-0	1-0	3-0	2-0	0-0	2-1	1-0	2-0	1-0			22-1
50-59 points	7-2	10-0	7-1	2-1	5-0	9-0	7-3	3-1	5-1	8-1	4-0	4-1	5-2	11-1			87-14
60-69 points	5-4	10-2	6-3	6-1	9-1	6-1	9-2	10-2	8-2	8-4	8-2	3-2	5-3	7-3			99-32
70-79 points	2-3	2-3	8-2	4-6	9-3	4-5	7-0	5-5	3-4	4-3	0-3	1-8	2-6	6-1			57-52
80-89 points	4-4	0-2	1-1	0-5	3-1	2-2	0-2	3-1	0-6	1-5	2-4	1-4	0-3	1-2			18-42
90-99 points	1-0	0-0	0-0	0-2	1-0	0-0	1-1	1-0	0-1	0-0	0-3	0-2	0-0	0-0			4-9
100+ points	0-0	0-0	0-1	1-0	0-0	0-0	0-0	0-0	0-0	0-0	0-1	0-1	0-0	0-0			1-3

Games decided by:

1 point	0-0....	0-0....	0-1....	1-2....	2-1....	0-1....	2-0....	4-0....	1-0....	2-0....	0-1....	0-1....	0-1....	0-0....	12-8
2 points	0-2....	1-1....	2-1....	0-1....	2-0....	1-1....	0-0....	3-0....	1-0....	0-0....	1-0....	2-0....	1-1....	0-1....	14-8
3 points	0-1....	4-0....	1-2....	3-2....	1-1....	1-0....	2-1....	0-0....	0-1....	4-0....	2-3....	0-0....	0-1....	0-0....	18-12
4 points	1-0....	0-0....	0-1....	1-2....	2-0....	1-0....	0-0....	0-1....	1-0....	0-3....	0-0....	2-1....	0-1....	2-1....	10-10
5 points	0-3....	2-0....	0-0....	0-1....	2-0....	0-0....	0-1....	0-0....	1-2....	0-2....	0-1....	0-1....	0-1....	0-0....	5-11
6-10 points	7-3....	5-0....	5-2....	2-4....	6-0....	5-2....	4-2....	3-2....	5-5....	5-1....	4-3....	2-6....	1-5....	4-2....	58-37
11-15 points	9-2....	1-3....	7-0....	2-1....	5-1....	4-1....	2-1....	4-0....	1-6....	4-3....	4-4....	1-4....	5-0....	7-2....	56-28
16+ points	3-2....	11-3...	8-1....	6-2....	8-2....	13-3..	14-3..	11-6...	8-0....	6-4....	5-2....	3-5....	7-4....	13-1...	116-38

New Mexico Head Coach Ritchie McKay



Ritchie McKay may have completed just his third season at the University of New Mexico, but he was born and raised on the rich tradition of Lobo basketball. In fact, like many UNM fans, Coach McKay grew up with powerful visions of Cherry and Silver glory which were fostered by his late father, Joe McKay, a standout player for New Mexico from 1960-63. While the younger McKay completed his playing days and began his promising coaching career in the Pacific Northwest, the University of New Mexico was always in his heart.

Coach McKay learned about the proud legacy of Lobo basketball, beginning with his father's days playing at a packed Johnson Gymnasium under legendary head coach Bob King. Attending his first college game as a 12-year-old, Coach McKay cheered on the nationally-ranked Lobos as they battled Cal-State Fullerton in an NCAA Tournament game in Tempe, Ariz. Now after 15 years of coaching, McKay is guiding the University of New Mexico men's basketball program back to national prominence.

The 40-year-old McKay was named the 18th head men's basketball coach at the University of New Mexico on March 28, 2002. McKay's first season was all about rebuilding - rare for a program with just three losing seasons in the previous 40 years. Due to circumstances before he arrived and injuries after he took over, McKay was in command of a squad that featured just eight scholarship players for most of the year. While the 10-18 record was tough to swallow, McKay enjoyed coaching a hard-working group that featured the nation's leading scorer in Ruben Douglas and a cast of underclassmen who showed up to play every game and improved as the season progressed.

It was clear to Lobo fans that McKay instilled much-needed stability into a program that endured more than its share of issues before he took over the reins. McKay's refreshing philosophy was welcomed by his team, and the result was an infusion of trust and respect between coach and player.

McKay continued to show progress in his second season, posting a 14-14 record and having very competitive showings against top competition. The Lobos led late in the game against Texas Tech before falling in the final minute. UNM also put a scare into No. 6 Wake Forest on the road before falling by nine. The Lobos did knock out a pair of big home wins over BYU and Utah, as well as taking down San Diego State, Colorado State and Wyoming in The Pit.

The 2004-05 season was definitely a breakout year for McKay and the Lobos. Picked to finish fourth in the Mountain West

RITCHIE MCKAY YEAR-BY-YEAR RECORD

<u>PORTLAND STATE (24-29)</u>	<u>All</u>	<u>Big Sky</u>	<u>Finish</u>	<u>Postseason</u>
1996-97	9-17	6-10	7th	
1997-98	15-12	10-6	T3rd	
<u>COLORADO STATE (37-23)</u>	<u>All</u>	<u>WAC/MWC</u>	<u>Finish</u>	<u>Postseason</u>
1998-99	19-11	7-7	T4th	NIT (2-1): beat Mississippi St., Colorado; lost to California
1999-2000	18-12	8-6	4th	
<u>OREGON STATE (22-37)</u>	<u>All</u>	<u>Pac-10</u>	<u>Finish</u>	<u>Postseason</u>
2000-01	10-20	4-14	T9th	
2001-02	12-17	4-14	9th	
<u>NEW MEXICO (50-39)</u>	<u>All</u>	<u>MWC</u>	<u>Finish</u>	<u>Postseason</u>
2002-03	10-18	4-10	7th	
2003-04	14-14	5-9	T5th	
2004-05	26-7	10-4	2nd	NCAA (0-1)
TOTALS	133-128	58-80		

McKay as an Assistant Coach

1988-89	Washington
1989-90	Queens College (N.C.)
1990-91	Seattle Pacific
1991-93	Bradley
1993-95	Washington

Conference in the preseason poll, UNM roared to a 14-2 start, ending a nasty 29-game road losing streak along the way. Everything looked rosy entering conference play until standout forward Danny Granger went down with a knee injury on Jan. 8. Sidelined for three road games, the Lobos stumbled to three straight losses and a 1-3 conference record.

Granger returned in late-January and so did New Mexico. The Lobos went 12-1 down the stretch, including a second-place finish in the regular season of the MWC. The 10-4 conference record is UNM's best in seven years. New Mexico popped No. 13 Utah at home, ending the Utes' 18-game winning streak. UNM then rolled through the MWC Tournament, defeating a nationally-ranked Utah team again in the championship game and securing the school's first NCAA Tournament appearance in six years.

Finishing 26-7, McKay far and away enjoyed the best season of his career. It's the second-most wins in UNM history and a 12-win improvement from 2003-04, a number surpassed by only two other schools, one of those being national champion North Carolina. The 2004-05 Lobos won more games than McKay's first two UNM teams combined and the nine-game winning streak in February and March is the longest of his career. Most impressive was a five-game victory run away from The Pit, the longest such skein in 27 years.

In nine years as a head coach, McKay has a career record of 133-128, including two-year stints each at Portland State, Colorado State and Oregon State.

McKay posted a 37-23 (.627) record at Colorado State, which included a 1999 National Invitational Tournament berth. The Rams defeated Mississippi State and in-state rival Colorado, before losing to eventual tournament champion California.

The 1999-2000 season featured the first year of play for CSU in the Mountain West Conference, and the Rams logged an 18-12 record and a fourth-place finish. A pair of victories over nationally-ranked opponents - the first time that had happened at CSU in a decade - and capturing the title of the second annual Pearl Harbor Classic in Hawaii were some of the highlights of the season. *College Hoops Insider* magazine noticed the success of the 2000 Rams and tabbed McKay as its MWC Coach of the Year.

Before arriving on the Colorado State campus in 1998, McKay served as the head coach at Portland State University. He was actually at PSU for three years. The first season of 1995-96 was spent developing a program that had been dormant for 15 years. McKay led the program to nine victories in the school's first season (1996-97) since the early 1980s.

After that initial season at Portland State, McKay was named one of six finalists for the Clair Bee Award, given annually to the coach with the most influence and innovation on the game of basketball. The other two finalists were Dean Smith of North Carolina and Mike Krzyzewski of Duke. The 1997-98 PSU team followed with a 15-12 mark and a third-place finish in the Big Sky Conference.

McKay's coaching career began in 1988 as a graduate assistant at the University of Washington. He then made stops as an assistant at Queens College in North Carolina (1989-90) where he worked for current Colorado State head coach Dale Layer, Seattle Pacific (1990-91), Bradley (1991-93), and back to Washington (1993-95). His coaching stints also include serving as an assistant to Jim Molinari at the 1997 World University Games in Italy where the USA captured the gold medal.

Now at the helm of the team he adored as a child, McKay has high hopes for the future success of New Mexico basketball. Armed with an intense work ethic and unwavering devotion to the well-being of the program, McKay is eager to once again show the people of Albuquerque and the nation the power of Lobo pride.

"I'm very confident in myself and my staff, and what we can do with a basketball program," said McKay. "Having grown up with the tradition of Lobo basketball and knowing the success that former coaches have had with this program, I think we have a blueprint that will lead to success. Everyone will be proud to see the program where hopefully we'll get it, and that's the NCAA Tournament. I think fans are going to be really proud of what they see from Lobo basketball."

McKay earned his bachelor of arts degree in Athletic Administration from Seattle Pacific in 1987. A stellar player for the Falcons, McKay left the program as the school's single-season and career record-holder for steals, and he was third in career assists. He still holds the school record with 10 steals in a 1987 game against Pacific Lutheran.

McKay is married to the former Julie Summers. The couple has two sons, Luke and Gabriel, a daughter, Ellie, and a niece, Chelsea.

Head Coach Ritchie McKay Record Breakdown

<u>Portland State (24-29)</u>	<u>All</u>	<u>Big Sky</u>	<u>Finish</u>	<u>Postseason</u>
1996-97	9-17	6-10	7th	
1997-98	15-12	10-6	T3rd	

<u>Colorado State (37-23)</u>	<u>All</u>	<u>WAC/MWC</u>	<u>Finish</u>	<u>Postseason</u>
1998-99	19-11	7-7	T4th	NIT (2-1)
1999-2000	18-12	8-6	4th	

<u>Oregon State (22-37)</u>	<u>All</u>	<u>Pac-10</u>	<u>Finish</u>	<u>Postseason</u>
2000-01	10-20	4-14	T9th	
2001-02	12-17	4-14	9th	

<u>New Mexico (50-39)</u>	<u>All</u>	<u>MWC</u>	<u>Finish</u>	<u>Postseason</u>
2002-03	10-18	4-10	7th	
2003-04	14-14	5-9	T5th	
2004-05	26-7	10-4	2nd	NCAA (0-1)
Totals	133-128	58-80		

<u>Portland State</u>	<u>Overall</u>	<u>Home</u>	<u>Away</u>	<u>Neu.</u>	<u>Conf.</u>	<u>Non-Con.</u>	<u>Nov.</u>	<u>Dec.</u>	<u>Jan.</u>	<u>Feb.</u>	<u>March</u>	<u>OT</u>
1996-97	9-17	8-5	1-12	0-0	6-10	3-7	0-3	2-4	4-6	3-4	0-0	0-0
1997-98	15-12	12-1	3-11	0-0	10-6	5-6	3-0	2-5	6-3	4-4	0-0	1-1
Totals	24-29	20-6	4-13	0-0	16-16	8-13	3-3	4-9	10-9	7-8	0-0	1-1


<u>Colorado State</u>	<u>Overall</u>	<u>Home</u>	<u>Away</u>	<u>Neu.</u>	<u>Conf.</u>	<u>Non-Con.</u>	<u>Nov.</u>	<u>Dec.</u>	<u>Jan.</u>	<u>Feb.</u>	<u>March</u>	<u>OT</u>
1998-99	19-11	14-2	4-8	1-1	7-7	12-4	4-1	5-1	4-4	4-3	2-2	1-1
1999-2000	18-12	10-3	5-7	3-2	8-6	10-6	1-2	8-1	3-5	5-2	1-2	0-0
Totals	37-23	24-5	9-15	4-3	15-13	22-10	5-3	13-2	7-9	9-5	3-4	1-1

<u>Oregon State</u>	<u>Overall</u>	<u>Home</u>	<u>Away</u>	<u>Neu.</u>	<u>Conf.</u>	<u>Non-Con.</u>	<u>Nov.</u>	<u>Dec.</u>	<u>Jan.</u>	<u>Feb.</u>	<u>March</u>	<u>OT</u>
2000-01	10-20	7-7	1-10	2-3	4-14	6-6	4-1	2-5	2-5	2-6	0-3	0-2
2001-02	12-17	8-7	3-8	1-2	4-14	8-3	4-2	4-2	2-6	2-6	0-1	0-0
Totals	22-37	15-14	4-18	3-5	8-28	14-9	8-3	6-7	4-11	4-12	0-4	0-2

<u>New Mexico</u>	<u>Overall</u>	<u>Home</u>	<u>Away</u>	<u>Neu.</u>	<u>Conf.</u>	<u>Non-Con.</u>	<u>Nov.</u>	<u>Dec.</u>	<u>Jan.</u>	<u>Feb.</u>	<u>March</u>	<u>OT</u>
2002-03	10-18	10-7	0-10	0-1	4-10	6-8	1-2	3-4	3-4	2-5	1-3	0-1
2003-04	14-14	14-4	0-9	0-1	5-9	9-5	2-0	5-3	4-5	3-3	0-3	
2004-05	26-7	18-1	5-5	3-1	10-4	16-3	5-1	7-1	4-3	6-1	4-1	

UNM Totals	50-39	42-12	5-24	3-3	19-23	31-16	8-3	15-8	11-12	11-9	5-7	0-1
-------------------	--------------	--------------	-------------	------------	--------------	--------------	------------	-------------	--------------	-------------	------------	------------

Career Totals	133-128	101-37	22-80	10-11	58-80	75-48	24-12	38-26	32-41	31-34	8-15	2-5
----------------------	----------------	---------------	--------------	--------------	--------------	--------------	--------------	--------------	--------------	--------------	-------------	------------



BAMBALE OSBY • 00

Forward • 6-7 • 245 • Fr-HS • Richmond, Va.

GENERAL INFORMATION/CAREER

- Averaged 16.5 points and 16.8 rebounds as a senior at Benedictine Catholic HS
- Name is pronounced bahm-BAH-lay AHZ-bee
- Very physical inside player who is an excellent rebounder
- Decided to transfer following the 2005 spring semester

2005 NCAA TOURNAMENT

- Did not play in the Lobos' first round loss to Villanova

2005 MWC TOURNAMENT

- Averaged 1.7 ppg in 4.0 mpg and played in all three games
- Did not score in four minutes against Utah
- Did not score in one minute against San Diego State
- Provided a spark in the early part of the game against BYU, scoring five points on 2-2 shooting, 1-2 from the FT line, in seven minutes...Also had a rebound, two assists and a block

2004-05 STATS/TRENDS

- Averaging 1.6 ppg and 1.9 rpg in 7.4 mpg off the bench

2004-05 HIGHLIGHTS

- Had a steal and a rebound in three minutes against Colorado State
- Went 0-2 from the floor, scoring two points, in 10 minutes at Colorado State...Also had a block and four rebounds
- Tied for the team-high with four rebounds, all offensive, in 15 minutes at Utah...Tied a career-high with seven points on 3-3 shooting and 1-4 from the FT line
- Set season-highs with seven points, nine rebounds and 16 minutes against Arkansas-Pine Bluff...Went 2-3 from the field and 3-4 from the FT line
- Scored two points on 1-3 shooting in 11 minutes off the bench against Northern Colorado...Also grabbed two rebounds and had a block
- Scored five points on 1-1 shooting, 3-4 from the FT line in eight minutes off the bench at New Mexico State...Grabbed two offensive rebounds
- Scored four points on 1-1 shooting, 2-2 from the FT line, in eight minutes against New Mexico State
- Grabbed six rebounds in 10 minutes against Northern Arizona
- Had four points and four rebounds in 15 minutes off the bench against Western New Mexico
- Grabbed four rebounds in 15 minutes off the bench against Santa Clara
- Came off the bench to grab seven rebounds, four offensive, in 11 minutes against NC A&T...Scored five points on 2-4 shooting, 1-2 from the FT line, in collegiate debut

SUPERLATIVES

Points

Season...7 (Twice) Last at Utah (1-22-05)

Rebounds

Season...9 vs. Arkansas-Pine Bluff (12-12-04)

Field Goals

Season...3 at Utah (1-22-05)

Field Goal Attempts

Season...4 vs. N.C. A&T (11-12-04)

Three-Point Field Goals

Season...none

Three-Point Field Goal Attempts

Season...none

Free Throws

Season...3 (Twice) Last vs. Arkansas-Pine Bluff (12-12-04)

Free Throw Attempts

Season...4 (6 Times) Last vs. BYU (2-19-05)

Assists

Season...2 vs. BYU (3-10-05)

Steals

Season...2 vs. BYU (2-19-05)

Blocked Shots

Season...1 (6 Times) Last vs. BYU (3-10-05)

Minutes Played

Season...16 vs. Arkansas-Pine Bluff (12-12-04)

Miscellaneous

Led UNM in Rebounds

Season

2

• OSBY GAME-BY-GAME STATS •


Opponent	GS	MP	FG-FGA	PCT	3P-3PA	PCT	FT-FTA	PCT	O/D/TOT.	PF	A	TO	BS	ST	TP
NC A&T		11	2-4	.500	0-0	.000	1-2	.500	4/3/7	2	0	1	1	0	5
Santa Clara		15	0-0	.000	0-0	.000	0-2	.000	2/2/4	4	1	3	0	0	0
Duquesne		3	0-0	.000	0-0	.000	0-0	.000	0/1/1	0	0	1	0	1	0
Western New Mexico		15	1-2	.500	0-0	.000	2-4	.500	0/4/4	2	0	1	1	1	4
at Oregon		1	0-0	.000	0-0	.000	0-0	.000	0/1/1	0	0	0	0	0	0
Northern Arizona		10	0-0	.000	0-0	.000	0-2	.000	2/4/6	2	0	0	0	0	0
New Mexico State		8	1-1	1.000	0-0	.000	2-2	.000	0/0/0	1	0	1	0	0	4
at New Mexico State		8	1-1	1.000	0-0	.000	3-4	.750	2/0/2	1	0	1	0	0	5
Northern Colorado		11	1-3	.333	0-0	.000	0-0	.000	1/1/2	2	0	0	1	0	2
Arkansas-Pine Bluff		16	2-3	.667	0-0	.000	3-4	.750	3/6/9	3	0	0	0	0	7
Tennessee		9	0-0	.000	0-0	.000	0-0	.000	0/0/0	0	1	0	0	0	0
Wake Forest		4	0-0	.000	0-0	.000	0-0	.000	0/0/0	1	0	0	0	0	0
Mississippi Valley State		11	1-2	.500	0-0	.000	0-2	.000	1/1/2	0	1	3	0	1	2
Troy		4	0-1	.000	0-0	.000	0-0	.000	1/0/1	0	0	0	0	0	0
at Texas-Arlington		5	0-0	.000	0-0	.000	0-0	.000	0/2/2	2	0	0	0	0	0
Wyoming		11	0-0	.000	0-0	.000	0-0	.000	0/4/4	1	1	0	0	0	0
at Air Force		2	1-1	1.000	0-0	.000	0-0	.000	0/0/0	1	0	0	0	0	2
at Utah		15	3-3	1.000	0-0	.000	1-4	.333	4/0/4	3	0	1	0	1	7
at BYU		8	0-1	.000	0-0	.000	0-0	.000	0/1/1	1	0	2	0	0	0
UNLV		1	0-1	.000	0-0	.000	0-0	.000	0/0/0	0	0	0	0	0	0
San Diego State		5	0-1	.000	0-0	.000	0-0	.000	0/1/1	2	0	3	0	0	0
at Colorado State		10	1-2	.500	0-0	.000	0-0	.000	1/3/4	2	0	0	1	0	2
at Wyoming		12	0-0	.000	0-0	.000	2-2	1.000	0/1/1	5	0	1	1	0	2
Air Force		3	0-0	.000	0-0	.000	1-4	.250	0/0/0	0	0	1	0	0	1
BYU		8	0-0	.000	0-0	.000	1-4	.250	0/0/0	3	0	1	0	2	1
Utah		6	0-0	.000	0-0	.000	0-0	.000	0/0/0	2	0	0	0	0	0
at San Diego State		2	0-0	.000	0-0	.000	0-0	.000	0/0/0	1	0	1	0	0	0
Colorado State		3	0-0	.000	0-0	.000	0-0	.000	0/1/1	0	0	0	0	1	0
BYU ^{MWC Tour.}		7	2-2	.000	0-0	.000	1-2	.500	0/1/1	0	2	0	1	0	5
San Diego State ^{MWC Tour.}		1	0-0	.000	0-0	.000	0-0	.000	0/0/0	1	0	0	0	0	0
Utah ^{MWC Tour.}		4	0-0	.000	0-0	.000	0-0	.000	0/0/0	2	0	1	0	0	0
Season Totals		229	16-28	.571	0-0	.000	17-38	.447	21/37/58	44	6	22	6	7	49

CAREER CONFERENCE STATS

Year	G	GS	FG	FGA	Pct.	3FG	3FGA	Pct.	FT	FTA	Pct.	Pts.	Avg	Off Reb	Def Reb	Tot Reb	Avg	PF	DQ	A	TO	B	S	Min.
2004-05	13	0	5	9	.556	0	0	.000	5	14	.357	15	1.2	5	11	16	1.2	21	1	1	10	2	4	86

CAREER POSTSEASON STATS

	G	GS	FG	FGA	Pct.	3FG	3FGA	Pct.	FT	FTA	Pct.	Pts.	Avg	Off Reb	Def Reb	Tot Reb	Avg	PF	DQ	A	TO	B	S	Min.
MWC '05	3	0	2	2	1.000	0	0	.000	1	2	.500	5	1.7	0	1	1	0.3	3	0	2	1	1	0	12



KELLEN WALTER • 1

Post • 6-10 • 220 • So-1L • Grand Junction, Colo.

GENERAL INFORMATION/CAREER

- Walk-on forward who has added 15 pounds since last season
- First name is pronounced KELL-en
- Has a good touch from 3-pt. range...For his career he is 12-25 (48.0%) from 3-pt. range and 6-6 from inside the arc...Has attempted 11 FGs in conference play during his career, all coming from 3-pt. range
- Was a redshirt candidate for this season until he played in both of UNM's exhibitions

2005 NCAA TOURNAMENT

- Did not score in two minutes in a first-round loss to Villanova

2005 MWC TOURNAMENT

- Averaged 3.0 ppg and 4.5 mpg in two games
- Did not score in three minutes against Utah
- DNP against San Diego State
- Scored six points on 2-3 shooting from 3-pt. range in six minutes against BYU

2004-05 STATS/TRENDS

- Saw action in 15 games...averaging 2.3 ppg and 4.1 mpg
- Shot 60.0% from the floor and 50.0% from 3-pt. range

2004-05 HIGHLIGHTS

- Had a rebound and an assist in four minutes against Colorado State
- Did not score in one minute against UNLV
- Scored two points in two minutes at San Diego State
- Hit a huge 3-pt. FG against Utah with 58 seconds left in the first half to give UNM a 31-26 halftime lead...Played four minutes of solid defense against Utah's post players
- Scored three points, hitting his only 3-pt. FG attempt, in six minutes of the bench against Northern Colorado...Also grabbed two rebounds and had a steal
- Scored four points on 2-3 shooting in a career-high 11 minutes against Western New Mexico

2003-04 FRESHMAN SEASON

Played in eight games • Averaged 2.1 ppg and 0.3 rpg • shot 44.4% (4/9) from 3-pt. range, 2-2 from the inside the arc

SUPERLATIVES

Points

Season...8 vs. BYU (2-19-05)
Career...8 (Twice)

Rebounds

Season...2 (Twice) Last vs. Northern Colorado (12-9-04)
Career...2 (4 Times)

Field Goals

Season...2 (3 Times) Last vs. BYU (2-19-05)
Career...3 vs. San Francisco State (11-22-03)

Field Goal Attempts

Season...4 vs. BYU (2-19-05)
Career...same

Three-Point Field Goals

Season...2 (3 Times) Last vs. BYU (3-10-05)
Career...2 (4 times)

Three-Point Field Goal Attempts

Season...4 vs. BYU (2-19-05)
Career...same

Free Throws

Season...2 vs. BYU (2-19-05)
Career...same

Free Throw Attempts

Season...2 vs. BYU (2-19-05)
Career...2 (Twice)

Assists

Season...1 (4 Times) Last vs. Colorado State (3-5-05)
Career...same

Steals

Season...1 (Twice) Last vs. BYU (3-10-05)
Career...1 (3 Times)

Blocked Shots

Season...none
Career...1 (Twice) Last vs. Northwestern State (12-28-03)

Minutes Played

Season...11 vs. Western New Mexico (11-19-04)
Career...same

• WALTER GAME-BY-GAME STATS •

Opponent	GS	MP	FG-FGA	PCT	3P-3PA	PCT	FT-FTA	PCT	O/D/TOT.	PF	A	TO	BS	ST	TP
Santa Clara		6	2-3	.667	2-3	.667	0-0	.000	1/1/2	1	1	0	0	0	6
Western New Mexico		11	2-3	.667	0-1	.000	0-1	.000	0/1/1	0	1	1	0	0	4
Northern Arizona		1	0-0	.000	0-0	.000	0-0	.000	0/1/1	0	0	1	0	0	0
Northern Colorado		6	1-1	1.000	1-1	1.000	0-0	.000	1/1/2	0	0	2	0	1	3
Arkansas-Pine Bluff		5	1-2	.500	0-1	.000	0-0	.000	0/1/1	0	0	0	0	0	2
Mississippi Valley State		2	0-0	.000	0-0	.000	0-0	.000	0/0/0	2	0	1	0	0	0
San Diego State		2	0-1	.000	0-1	.000	0-0	.000	0/0/0	0	0	0	0	0	0
BYU		7	2-4	.500	2-4	.500	2-2	1.000	0/0/0	1	1	0	0	0	8
Utah		4	1-1	1.000	1-1	1.000	0-0	.000	0/0/0	0	0	1	0	0	3
at San Diego State		2	1-1	1.000	0-0	.000	0-0	.000	0/0/0	0	0	0	0	0	2
at UNLV		1	0-0	.000	0-0	.000	0-0	.000	0/0/0	0	0	0	0	0	0
Colorado State		4	0-1	.000	0-1	.000	0-0	.000	0/1/1	0	1	0	0	0	0
BYU ^{MWC Tourn.}		6	2-3	.667	2-3	.667	0-0	.000	0/0/0	0	0	2	0	1	6
Utah ^{MWC Tourn.}		3	0-0	.000	0-0	.000	0-0	.000	0/0/0	2	0	0	0	0	0
Villanova ^{NCAA Tourn.}		2	0-0	.000	0-0	.000	0-0	.000	0/0/0	0	0	0	0	0	0
Season Totals		62	12-20	.600	8-16	.500	2-3	.667	2/6/8	6	4	8	0	2	34

CAREER STATS


Year	G	GS	FG	FGA	Pct.	3FG	3FGA	Pct.	FT	FTA	Pct.	Pts.	Avg	Off Reb	Def Reb	Tot Reb	Avg	PF	DQ	A	TO	B	S	Min.
2003-04	8	0	6	11	.545	4	9	.444	1	2	.500	17	2.1	1	5	6	0.8	3	0	0	3	2	1	36
2004-05	15	0	12	20	.600	8	16	.500	2	3	.667	34	2.3	2	6	8	0.5	6	0	4	8	0	2	62
Totals	23	0	18	31	.581	12	25	.480	3	5	.600	51	2.2	3	11	14	0.6	7	0	4	11	2	3	98

CAREER CONFERENCE STATS

Year	G	GS	FG	FGA	Pct.	3FG	3FGA	Pct.	FT	FTA	Pct.	Pts.	Avg	Off Reb	Def Reb	Tot Reb	Avg	PF	DQ	A	TO	B	S	Min.
2003-04	4	0	1	5	.200	1	5	.200	1	2	.500	4	1.0	1	0	1	0.3	2	0	0	2	0	0	15
2004-05	5	0	4	7	.571	3	6	.500	2	2	1.000	13	2.6	0	0	0	0.0	1	0	1	1	0	0	16
Totals	9	0	5	12	.417	4	11	.364	3	4	.750	17	2.1	1	0	1	0.1	3	0	1	3	0	0	31

CAREER POSTSEASON STATS

	G	GS	FG	FGA	Pct.	3FG	3FGA	Pct.	FT	FTA	Pct.	Pts.	Avg	Off Reb	Def Reb	Tot Reb	Avg	PF	DQ	A	TO	B	S	Min.
MWC '05	2	0	2	3	.667	2	3	.667	0	0	.000	6	3.0	0	0	0	0.0	2	0	0	2	0	1	9
NCAA '05	1	0	0	0	.000	0	0	.000	0	0	.000	0	0.0	0	0	0	0.0	0	0	0	0	0	0	2
Totals	3	0	2	3	.667	2	6	.667	0	0	.000	6	2.0	0	0	0	0.0	2	0	0	2	0	1	11



TROY DEVRIES • 2

Guard • 6-4 • 195 • Sr-1L • Mount Vernon, Wash.

GENERAL INFORMATION/CAREER

- 2005 3rd Team All-Mountain West Conference
- 2005 CoSIDA Academic All-District VI
- MVP of the 2004 Comcast Lobo Invitational...Scored 49 points on 16-24 shooting, 13-20 from 3-pt. range, in the two-game event
- Last name is pronounced da-VREES
- Shooting guard who transferred from Portland State after the 2002 fall semester
- Played in five games at Portland State in the fall of 2002, costing him the entire 2002-03 year of eligibility
- Excellent outside shooter and deceptively quick
- Played with the late Billy Feeney as a freshman at Portland State in 2001-02
- Named honorable mention All-MWC for the 2003-04 season
- 2004 MWC Scholar Athlete and CoSIDA Academic All-District VI
- **Career 3-pt. FG% of 45.0% is the highest career mark in UNM history...His 48.0% career accuracy in MWC games is the highest in MWC history**
- 93 3-pt. FGs is fourth most in a season at UNM and the third most in MWC history
- 147 career 3-pt. FGs is ties with Lamont Long (1997-00) for eighth place in UNM history
- 45.1 3-pt. FG% is the fifth highest single season mark in UNM history

2005 NCAA TOURNAMENT

- Scored two points on 1-8 shooting, 0-7 from 3-pt. range, in a first-round loss to Villanova...Grabbed a rebound, two assists and a steal in 26 minutes...Snapped a streak of 29 games in which he hit a 3-pointer...Second longest streak in school history

2005 MWC TOURNAMENT

- Averaged 9.0 ppg and 2.3 rpg in three games...Shot 38.9% (7-18) from 3-pt. range and led the team with 35.7 mpg
- Scored nine points on 3-8 shooting from 3-pt. range in 37 minutes against Utah
- Scored 15 points on 5-10 shooting, 3-7 from 3-pt. range, in 37 minutes against San Diego State...Also had five rebounds
- Scored three points on 1-5 shooting, 1-3 from 3-pt. range, in 33 minutes against BYU...Also had three assists and two steals

2004-05 STATS/TRENDS

- Averaged 11.0 ppg, 2.4 rpg and 2.5 apg
- Shot 45.1% from 3-pt. range, ranked third in the MWC
- 3-pt. FG% was 9th in the NCAA...must make 2.5 per game to qualify for NCAA ranking
- Led the MWC with 2.82 3-pt. FG's per game...ranked 38th in the NCAA
- Shot 51.3% (41-80) from 3-pt. range in conference play...Third highest in MWC history
- Only player in the MWC to average 2.5+ 3-pointers per game and shoot 45+ % from 3-pt. range...Also only player in the top-4 in MWC rankings in both categories
- Hit a 3-pt. FG in 29 consecutive games...Second longest streak in UNM history
- Just 46.7% (14-30) from the FT line in MWC games

2004-05 HIGHLIGHTS

- Scored 11 points on 4-9 shooting, 3-8 from 3-pt. range, in 36 minutes against Colorado State
- Scored 18 points on 6-8 shooting, all from 3-pt. range, at UNLV...Grabbed four rebounds in 37 minutes
- Scored 13 points on 4-9 shooting, 3-7 from 3-pt. range, in 34 minutes at San Diego State
- Scored seven points on 2-9 shooting, 1-5 from 3-pt. range, against Utah...Led the team with three assists...Tied a career-high with 38 minutes...Also had first blocked shot of the season
- Scored 15 points on 5-9 shooting, 5-6 from 3-pt. range, in 33 minutes against BYU...Tied for team-high with five assists...Also

SUPERLATIVES

Points

Season...27 vs. Troy (12-29-04)
Career...27 (Twice)

Rebounds

Season...6 vs. San Diego State (1-31-05)
Career...9 at Wake Forest (1-3-04)

Field Goals

Season...9 vs. Troy (12-29-04)
Career...same

Field Goal Attempts

Season...13 (Twice) Last vs. Troy (12-29-04)
Career...14 @ Cascade (12-3-02)*

Three-Point Field Goals

Season...7 vs. Troy (12-29-04)
Career...same

Three-Point Field Goal Attempts

Season...10 (3 Times) Last vs. Troy (12-29-04)
Career...11 @ Cascade (12-3-02)*

Free Throws

Season...5 vs. San Diego State (1-31-05)
Career...6 vs. Colorado State (2-7-04)

Free Throw Attempts

Season...7 vs. San Diego State (1-31-05)
Career...9 vs. Colorado State (2-7-04)

Assists

Season...6 vs. Troy (12-29-04)
Career...12 vs. Coppin State (12-21-03)

Steals

Season...4 (Twice) Last at Utah (1-22-05)
Career...4 (3 Times)

Blocked Shots

Season...1 vs Utah (2-21-05)
Career...1 (Twice)

Minutes Played

Season...38 vs. Utah (2-21-05)
Career...38 (3 Times)

*while at Portland State

Miscellaneous	Season	@UNM	Career
Double-Figure Scoring	17	31	37
Double Figure Rebounds	0	0	0
Double Figure Assists	0	1	1
Double-Doubles	0	1	1
Led UNM in Scoring	4	6	-
Led UNM in Rebounds	1	1	-
Led UNM in Assists	10	15	-
Led UNM in Steals	5	8	-
Scored 20+ Points	2	3	4

grabbed four rebounds

- Team-high 19 points on 6-10 shooting, 5-6 from 3-pt. range, in 35 minutes at Utah...Four rebounds which also tied for the team-high...Tied a career-high with four steals
- Tied a collegiate career-high and set a new Lobo career mark with 27 points against Troy...Career-high nine FGs on 13 attempts...Career-high seven 3-pt. FGs on 10 attempts...Season high six assists and four rebounds...Named MVP of the Comcast Lobo Invitational...Scored 22 of his 27 points in the first half
- 22 points on 7-11 shooting in 23 minutes against Mississippi Valley State...Shot 6-10 from 3-pt. range...and grabbed three rebounds...Had 17 points, including five 3-pt. FGs in the first half
- Scored 16 points on 5-10 shooting, 2-7 from 3-pt. range and 4-5 from the FT line in 35 minutes against Tennessee...Also had five assists, three steals and no turnovers
- Scored 11 points on 4-5 shooting, 3-4 from 3-pt. range, in 21 minutes against Arkansas-Pine Bluff
- Scored 11 points on 4-8 shooting, 3-7 from 3-pt. range, in 24 minutes against Northern Colorado
- Scored 16 points on 5-8 shooting from 3-pt. range, 1-2 from the FT line, in 32 minutes against New Mexico State...Also had two rebounds and two assists...Hit his first four 3-pt. FG attempts in the first 10 minutes of the game.
- Scored 11 points on 4-7 shooting, 3-6 from 3-pt. range, in 30 minutes against Northern Arizona
- Scored 12 points on 4-7 shooting, 3-6 from 3-pt. range, in 26 minutes against Santa Clara...Dished out a team-high five assists

2003-04 JUNIOR SEASON

Started 21 of 22 games after making his debut against Coppin State on 12-21-03 • Averaged 10.7 ppg, 2.9 rpg and 2.95 apg • Shot 44.4% from the field and 44.6% from 3-pt. range • 44.6% from 3-pt. range is 6th all-time for a season at UNM...Would have been 13th in the NCAA had he made one more 3-pt. FG to qualify for listing • Second in the MWC in 3-pt. shooting at 44.6% and third in 3-pt. FG's per game with 2.45...Only player to rank in the top-3 of both categories

2002-03 SOPHOMORE SEASON (PORTLAND STATE)

Played in five games before transferring to UNM • Averaged 11.8 ppg and 4.2 rpg

2001-02 FRESHMAN SEASON (PORTLAND STATE)

Saw action in 27 games with six starts • Averaged 4.7 ppg, 1.1 apg and hit 41.2% of his 3-point attempts • Named academic All-Big Sky

• DEVRIES GAME-BY-GAME STATS •

Opponent	GS	MP	FG-FGA	PCT	3P-3PA	PCT	FT-FTA	PCT	O/D/TOT.	PF	A	TO	BS	ST	TP
N.C. A&T	*	23	3-5	.600	2-4	.500	0-0	.000	1/2/3	3	3	4	0	2	8
Santa Clara	*	26	4-7	.571	3-6	.500	1-2	.500	0/0/0	1	5	1	0	0	12
Duquesne	*	24	0-5	.000	0-4	.000	3-4	.750	0/2/2	0	3	2	0	0	3
Western New Mexico	*	15	3-4	.750	3-4	.750	0-0	.000	0/1/1	1	2	0	0	1	9
at Oregon	*	29	2-10	.200	1-9	.111	3-3	1.000	0/1/1	2	4	3	0	0	8
Northern Arizona	*	30	4-7	.571	3-6	.500	0-0	.000	0/1/1	0	3	2	0	0	11
New Mexico State	*	32	5-8	.625	5-8	.625	1-2	.500	0/2/2	0	2	0	0	0	16
at New Mexico State	*	30	3-6	.500	2-5	.400	0-0	.000	0/1/1	3	0	0	0	1	8
Northern Colorado	*	24	4-8	.500	3-7	.429	0-0	.000	0/1/1	0	2	1	0	0	11
Arkansas-Pine Bluff	*	21	4-5	.800	3-4	.750	0-0	.000	0/1/1	2	1	1	0	0	11
Tennessee	*	35	5-10	.500	2-7	.286	4-5	.800	0/2/2	2	5	0	0	3	16
Wake Forest	*	36	3-13	.231	3-10	.300	0-0	.000	0/3/3	3	0	3	0	0	9
Mississippi Valley State	*	23	7-11	.636	6-10	.600	2-3	.667	0/3/3	2	2	1	0	1	22
Troy	*	34	9-13	.692	7-10	.700	2-4	.500	0/4/4	0	6	3	0	0	27
at Texas-Arlington	*	28	2-8	.250	2-7	.286	1-2	.500	1/2/3	2	1	4	0	0	7
Wyoming	*	37	6-9	.667	3-4	.750	0-2	.000	0/1/1	0	4	3	0	4	15
at Air Force	*	34	2-6	.333	1-2	.500	1-2	.500	1/2/3	3	6	4	0	2	6
at Utah	*	35	6-10	.600	5-6	.833	2-5	.400	1/3/4	2	2	1	0	4	19
at BYU	*	30	2-5	.400	2-4	.500	0-0	.000	0/3/3	2	0	2	0	0	6
UNLV	*	26	2-5	.400	2-4	.500	0-0	.000	0/1/1	1	5	4	0	2	6
San Diego State	*	34	5-10	.500	3-7	.429	5-7	.714	0/6/6	2	4	2	0	0	18
at Colorado State	*	25	1-8	.125	1-7	.143	0-2	.000	0/5/5	0	1	0	0	0	3
at Wyoming	*	34	4-8	.500	4-6	.667	1-2	.000	1/2/3	2	3	3	0	1	13
Air Force	*	35	2-7	.286	2-6	.333	1-2	.500	0/3/3	2	2	3	0	0	7
BYU	*	33	5-9	.556	5-6	.833	0-2	.000	0/4/4	3	5	3	0	1	15
Utah	*	38	2-9	.222	1-5	.200	2-2	1.000	0/2/2	0	3	0	1	0	7
at San Diego State	*	34	4-9	.444	3-7	.429	2-4	.500	2/0/2	3	1	1	0	0	13
at UNLV	*	37	6-8	.750	6-8	.750	0-0	.000	0/4/4	3	1	3	0	0	18
Colorado State	*	36	4-9	.444	3-8	.375	0-0	.000	0/1/1	1	1	0	0	0	11
BYU ^{MWC Tour.}	*	33	1-5	.200	1-3	.333	0-3	.000	0/1/1	0	3	3	0	2	3
San Diego State ^{MWC Tour.}	*	37	5-10	.500	3-7	.429	2-4	.500	0/5/5	3	1	1	0	0	15
Utah ^{MWC Tour.}	*	37	3-8	.375	3-8	.375	0-0	.000	0/1/1	1	1	2	0	2	9
Villanova ^{NCAA Tour.}	*	26	1-8	.125	0-7	.000	0-0	.000	0/1/1	3	2	3	0	1	2
Season Totals	33	1011	119-263	.452	93-206	.451	33-62	.532	7/71/78	51	84	63	1	27	364

CAREER STATS

Year	G	GS	FG	FGA	Pct.	3FG	3FGA	Pct.	FT	FTA	Pct.	Pts.	Avg	Off Reb	Def Reb	Tot Reb	Avg	PF	DQ	A	TO	B	S	Min.
2001-02*	27	6	39	93	.419	35	85	.412	13	18	.722	126	4.7	2	25	27	1.0	47	1	29	23	0	18	387
2002-03*	5	2	18	43	.419	11	29	.379	12	18	.667	59	11.8	2	19	21	4.2	11	1	10	12	0	6	141
@PSU	32	8	57	136	.419	46	114	.404	25	36	.694	185	5.8	4	44	48	1.5	58	2	39	35	0	24	528
2003-04	22	21	75	169	.444	54	121	.446	31	48	.646	235	10.7	6	58	64	2.9	42	1	65	41	1	15	696
2004-05	33	33	119	263	.452	93	206	.451	33	62	.532	364	11.0	7	71	78	2.4	51	0	84	63	1	27	1,011
@UNM	55	54	194	432	.449	147	327	.450	64	110	.582	599	10.9	13	129	142	2.6	93	1	149	104	2	42	1,707
Total	87	62	251	568	.442	193	441	.438	89	146	.610	784	9.0	17	173	190	2.2	151	3	188	139	2	66	2,235


*while at Portland State

CAREER CONFERENCE STATS

Year	G	GS	FG	FGA	Pct.	3FG	3FGA	Pct.	FT	FTA	Pct.	Pts.	Avg	Off Reb	Def Reb	Tot Reb	Avg	PF	DQ	A	TO	B	S	Min.
2003-04	14	13	42	100	.420	30	68	.441	19	31	.613	133	9.5	2	26	28	2.0	27	1	31	21	1	7	445
2004-05	14	14	51	112	.455	41	80	.513	14	30	.467	157	11.2	5	37	42	3.0	23	0	38	29	1	14	468
Total	28	27	93	212	.439	71	148	.480	33	61	.541	290	10.4	7	63	70	2.5	50	1	69	50	2	21	913

CAREER POSTSEASON STATS

	G	GS	FG	FGA	Pct.	3FG	3FGA	Pct.	FT	FTA	Pct.	Pts.	Avg	Off Reb	Def Reb	Tot Reb	Avg	PF	DQ	A	TO	B	S	Min.
MWC '04	1	1	1	3	.333	1	3	.333	0	0	.000	3	3.0	0	7	7	7.0	2	0	2	2	0	0	24
MWC '05	3	3	9	23	.391	7	18	.389	2	7	.286	27	9.0	0	7	7	2.3	4	0	5	6	0	4	107
NCAA '05	1	1	1	8	.125	0	7	.000	0	0	.000	2	2.0	0	1	1	1.0	3	0	2	3	0	1	26
2005	4	4	10	31	.323	7	25	.280	2	7	.286	29	7.3	0	8	8	2.0	7	0	7	9	0	5	133
MWC	4	4	10	26	.385	8	21	.381	2	7	.286	30	7.5	0	14	14	3.5	6	0	7	8	0	4	131
Totals	5	5	11	34	.324	8	28	.286	2	7	.286	32	6.4	0	15	15	3.0	9	0	9	11	0	5	157



KRIS COLLINS • 3

Guard • 6-2 • 190 • Jr-Tr • San Antonio, Texas

GENERAL INFORMATION/CAREER

- Transferred from Iowa Western CC
- 1st Team NJCAA All-Region XI in 2003-04
- Rated as a top-10 junior college point guard
- **Fractured the fifth metatarsal in his right foot in practice on 1-26-05...Had successful surgery on the injury on 1-31-05...Out of a walking boot on Feb. 24...DNP the rest of the season**

2004-05 STATS/TRENDS

- Averaged 8.0 ppg, 2.2 rpg and led the team with 2.9 apg
- Shot 50.9% from the field...just 3-25 (12.0%) from 3-pt. range, but 52-83 (62.7%) from inside the arc
- 0-13 from 3-pt. range in last 12 games and missed 14 straight overall

2004-05 HIGHLIGHTS

- Scored 13 points on 5-12 shooting in 28 minutes against Wyoming...Scored double figures for the first time in seven games...Also had three rebounds and three assists
- Scored eight points on 3-3 shooting, 2-2 from the FT line, in 25 minutes against Troy...Also tied a season-high with six assists
- Scored six points on 2-6 shooting, 2-6 from the FT line, in 22 minutes against Northern Colorado...Tied season-highs with six assists and three steals...Also grabbed three rebounds
- Scored 10 points on 4-9 shooting, 2-5 from the FT line, in 25 minutes at New Mexico State
- Scored 18 points on 7-10 shooting, 1-2 from 3-pt. range and 3-7 from the FT line, in 29 minutes against New Mexico State...Also had two rebounds, five assists and two steals.
- Tied a team-high with 19 points on 5-9 shooting, 9-12 from the FT line against Duquesne...Had four rebounds and dished out three assists
- Started his first Division I game and scored 10 points and had three steals in 28 minutes against NC A&T...Went 2-4 from the field and 6-8 from the FT line...Also grabbed four rebounds

SUPERLATIVES

Points

Season...19 vs. Duquesne (11-14-04)

Rebounds

Season...4 (Twice) Last vs. Duquesne (11-14-04)

Field Goals

Season...7 vs. New Mexico State (12-1-04)

Field Goal Attempts

Season...12 vs. Wyoming (1-8-05)

Three-Point Field Goals

Season...1 (3 Times) Last vs. New Mexico State (12-1-04)

Three-Point Field Goal Attempts

Season...3 vs. Duquesne (11-14-04)

Free Throws

Season...9 vs. Duquesne (11-14-04)

Free Throw Attempts

Season...12 vs. Duquesne (11-14-04)

Assists

Season...6 (3 Times) Last vs. Troy (12-29-04)

Steals

Season...3 (Twice) Last vs. Northern Colorado (12-9-04)

Blocked Shots

Season...1 (Twice) Last vs. Arkansas-Pine Bluff (12-12-04)

Minutes Played

Season...33 at BYU (1-24-05)

Miscellaneous

Season

Double-Figure Scoring
Led UNM in Scoring
Led UNM in Assists
Led UNM in Steals


5
1
4
3

• COLLINS GAME-BY-GAME STATS •

Opponent	GS	MP	FG-FGA	PCT	3P-3PA	PCT	FT-FTA	PCT	O/D/TOT.	PF	A	TO	BS	ST	TP
NC A&T	*	28	2-4	.500	0-1	.000	6-8	.750	1/3/4	2	1	3	1	3	10
Santa Clara	*	20	3-5	.600	1-2	.500	0-2	.000	1/2/3	1	4	1	0	2	7
Duquesne	*	32	5-9	.556	0-3	.000	9-12	.750	1/3/4	2	3	3	0	1	19
Western New Mexico	*	19	3-5	.600	0-1	.000	1-2	.500	0/1/1	1	6	1	0	1	7
at Oregon	*	21	1-4	.250	0-2	.000	2-2	1.000	0/0/0	4	2	3	0	1	4
Northern Arizona	*	18	3-4	.750	1-1	.000	0-0	.000	0/0/0	3	1	2	0	0	7
New Mexico State	*	29	7-10	.700	1-2	.500	3-7	.429	0/2/2	2	5	3	0	2	18
at New Mexico State	*	25	4-9	.444	0-1	.000	2-5	.400	2/1/3	2	3	0	0	0	10
Northern Colorado	*	22	2-6	.333	0-1	.000	2-6	.333	1/2/3	1	6	0	0	3	6
Arkansas-Pine Bluff	*	19	3-6	.500	0-2	.000	2-3	.667	0/2/2	0	1	3	1	1	8
Tennessee	*	23	3-5	.600	0-2	.000	0-0	.000	0/1/1	4	1	3	0	1	6
Wake Forest	*	23	2-7	.286	0-3	.000	0-1	.000	0/2/2	3	2	0	0	2	4
Mississippi Valley State	*	21	2-4	.500	0-0	.000	2-3	.667	0/3/3	0	3	2	0	1	6
Troy	*	25	3-3	1.000	0-0	.000	2-2	1.000	0/1/1	0	6	2	0	2	8
at Texas-Arlington	*	26	1-2	.500	0-1	.000	0-2	.000	0/1/1	2	2	5	0	0	2
Wyoming	*	28	5-12	.417	0-1	.000	3-5	.600	0/3/3	5	3	2	0	1	13
at Air Force	*	29	1-1	1.000	0-0	.000	0-0	.000	0/3/3	2	1	4	0	0	2
at Utah	*	23	3-7	.429	0-1	.000	2-2	1.000	1/0/1	3	2	3	0	1	8
at BYU	*	33	2-5	.400	0-1	.000	3-6	.500	1/3/4	1	4	3	0	1	7
Season Totals	19	464	55-108	.509	3-25	.120	39-68	.574	8/33/41	38	56	43	2	23	152

CAREER CONFERENCE STATS

Year	G	GS	FG	FGA	Pct.	3FG	3FGA	Pct.	FT	FTA	Pct.	Pts.	Avg	Off Reb	Def Reb	Tot Reb	Avg	PF	DQ	A	TO	B	S	Min.
2004-05	4	4	11	25	.440	0	3	.000	8	13	.615	30	7.5	2	9	11	2.8	11	1	10	12	0	3	113



MARK WALTERS • 5

Guard • 6-2 • 225 • Jr-2L • Albuquerque, N.M.

GENERAL INFORMATION/CAREER

- **2005 Honorable Mention All-Mountain West Conference**
- Was the primary ball-handler after Kris Collins' foot injury on Jan. 26
- Spent most of last year recovering from a torn ACL suffered in a pick-up game in May of 2003...Had surgery on May 22, 2003
- Had back surgery on March 28, 2005, to repair a buldging disc that had plagued him for two seasons
- Given the Leadership Award at the 2005 men's basketball awards banquet
- Named 2002-03 honorable mention All-MWC team
- Named Most Improved Player (along with David Chiotti) at the 2003 men's basketball awards banquet following his sophomore season
- A redshirt in 2001-02
- Increased his scoring, rebounding, FG% and 3-pt. FG% since last season...Also in-creased his playing time by over nine minutes per game due to better health
- 13-13 for his career from the FT line during postseason play
- Has 735 career points, giving him an outside shot at breaking the 1,000-point barrier...Would take 32 games at his current career average of 8.5 ppg

2005 NCAA TOURNAMENT

- Scored 14 points on 6-11 shooting, 2-2 from the FT line, in a first-round loss to Villanova...Also added six rebounds and two assists in the game

2005 MWC TOURNAMENT

- Averaged 9.3 ppg, 2.7 rpg and 6.0 apg in three games...Had a 6:1 assist-to-turnover ration in the three games
- Scored seven points on 3-9 shooting in 25 minutes before fouling out against Utah...Fouled out for the first time this season
- Scored nine points on 2-5 shooting, 4-4 from the FT line, in 32 minutes against San Diego State...Also grabbed three rebounds, five assists and a steal
- Career-high 12 assists in 31 minutes against BYU...Went 4-8 from the floor and 2-4 from 3-pt. range to score 12 points for his second double-double of the season...Also had four rebounds and a steal...12 assists is a post-season school record and the second most in MWC Tournament history

2004-05 STATS/TRENDS

- Averaged 10.5 ppg, 3.6 rpg, 2.8 apg and 1.3 spg
- Shot 47.8% from the field and 37.2% from 3-pt. range
- Scored in double figures 16 times this season...10+ points only twice in 2003-04
- 17-18 from the FT line in the last three minutes of MWC games...29-32 overall
- Scored in double figures six of last eight games
- Had two double-doubles on the season
- Made his last 16 consecutive FTs...Last miss was at UNLV on 2-28-05

2004-05 HIGHLIGHTS

- Scored 10 points on 3-10 shooting, 2-5 from 3-pt. range, in 23 minutes against Colorado State...Had two rebounds, two steals and tied for team-high with four assists
- Scored 14 points, all in the second half, and had two assists and four rebounds in 38 minutes at UNLV...Went 2-5 from the floor and 9-11 from the FT line...FTA and FTM were both career highs
- Led the team with 20 points on 8-12 shooting in 37 minutes at San Diego State...Also had six rebounds and three steals
- Season-high 22 points on 7-11 shooting in 36 minutes against Utah...Went 3-6 from 3-pt. range and 5-8 from the FT line...Also had six rebounds and three steals...One point shy of his career-high set against Air Force during his freshman season

SUPERLATIVES

Points

- Season...22 vs. Utah (2-21-05)
- Career...23 at Air Force (3-8-03)

Rebounds

- Season...9 at Oregon (11-2-04)
- Career...14 at Air Force (3-8-03)

Field Goals

- Season...8 at San Diego State (2-26-05)
- Career...9 at Air Force (3-8-03)

Field Goal Attempts

- Season...13 (3 Times) Last vs. UNLV (1-29-05)
- Career...18 at Air Force (3-8-03)

Three-Point Field Goals

- Season...4 vs. Duquesne (11-14-04)
- Career...same

Three-Point Field Goal Attempts

- Season...7 vs. Duquesne (11-14-04)
- Career...9 at Texas Tech (12-18-02)

Free Throws

- Season...9 at UNLV (2-28-05)
- Career...same

Free Throw Attempts

- Season...11 at UNLV (2-28-05)
- Career...same

Assists

- Season...12 vs. BYU (3-10-05)
- Career...same

Steals

- Season...4 vs. New Mexico State (12-1-04)
- Career...5 at Air Force (3-8-03)

Blocked Shots

- Season...3 vs. Northern Arizona (11-27-04)
- Career...same

Minutes Played

- Season...39 vs. Air Force (2-14-05)
- Career...same

Miscellaneous	Season	Career
Double-Figure Scoring	16	27
Double Figure Rebounds	0	4
Double Figure Assists	2	2
Double-Doubles	2	4
Led UNM in Scoring	5	6
Led UNM in Rebounds	2	3
Led UNM in Assists	11	16
Led UNM in Steals	8	24
Scored 20+ Points	2	3

- Team-high 15 points on 4-13 shooting in 29 minutes against UNLV...Went 2-6 from 3-pt. range and 5-6 from the FT line
- Scored 10 points on 4-7 shooting, 1-2 from 3-pt. range, in 29 minutes at Utah...Also had two assists, two rebounds and a steal
- Scored 13 points on 6-13 shooting, 1-2 from 3-pt. range against Air Force...Tied a career-high with 38 minutes played...Led the team with seven rebounds...First double figure scoring in six games
- Scored nine points on 3-10 shooting, 3-4 from the FT line, tying a career-high with 38 minutes against Wake Forest...Also had three rebounds and two assists
- Scored 14 points on 6-12 shooting, 2-4 from 3-pt. range, in 33 minutes against Tennessee...Also had three rebounds and three steals
- Scored 17 points on 6-12 shooting, 3-5 from 3-pt. range, in 32 minutes at New Mexico State...Grabbed three rebounds and had two steals
- Scored 18 points on 7-10 shooting, 2-4 from 3-pt. range and 2-2 from the FT line against New Mexico State...Third career double-double with a career-high 10 assists...Season-high four steals and two rebounds in 31 minutes
- Five rebounds, four points, four assists, three steals and a career-high three blocks in 25 minutes against Northern Arizona
- Scored 14 points in 36 minutes at Oregon...Grabbed nine rebounds...Most rebounds since grabbing 10 at New Mexico State last season
- Tied for the team lead with 19 points on 7-10 shooting, 3-5 from 3-pt. range, in 30 minutes against Duquesne...Also had four rebounds, four assists, two blocks and two steals...First time for back-to-back double figure scoring games since the last two games of freshman year
- Led the team with 19 points on 7-10 shooting, 4-7 from 3-pt. range, in 19 minutes against Santa Clara...4 3-pt. FG's is a career-high...Had two assists, one block and two steals...Most points since scoring 23 against Air Force during freshman season

2003-04 SOPHOMORE SEASON

Played in 25 games, starting 11 • Missed two games (Dec. 21-22) due to personal reasons • Averaged 4.9 ppg and 2.9 rpg • Tied for the team lead with 10 charges drawn • Fouled out of three conference games

2002-03 FRESHMAN SEASON

Played in every game, starting 20, including 10 of the last 11 • Averaged 9.5 ppg, 5.6 rpg, 1.8 apg and 28.1 mpg • Led MWC freshmen in scoring and rebounding in all games • Second on the team in rebounding (5.6 rpg) • Led the team in rebounding eight times...only current Philadelphia 76er Kenny Thomas had more rebounds (256) as a freshman • Scored in double figures nine times • 265 points is the ninth best total by a Lobo freshman • 52 points the last three games on 20-38 FGs, 4-11 on 3s, 8-9 FTs, 23 rebounds, 5 assists and 6 steals

• **WALTERS GAME-BY-GAME STATS** •

Opponent	GS	MP	FG-FGA	PCT	3P-3PA	PCT	FT-FTA	PCT	O/D/TOT.	PF	A	TO	BS	ST	TP
NC A&T	*	24	2-3	.667	0-1	.000	0-0	.000	0/2/2	3	3	0	0	0	4
Santa Clara	*	19	7-10	.700	4-7	.571	1-2	.500	1/0/1	2	2	0	1	2	19
Duquesne	*	30	7-10	.700	3-5	.600	2-2	1.000	1/2/3	4	4	2	2	2	19
Western New Mexico	*	12	4-5	.800	0-1	.000	0-0	.000	0/1/1	0	1	0	0	1	8
at Oregon	*	36	5-13	.385	1-5	.200	3-4	.750	4/5/9	1	1	5	0	1	14
Northern Arizona	*	25	1-4	.250	0-1	.000	2-3	.667	1/4/5	1	4	3	3	2	4
New Mexico State	*	31	7-10	.700	2-4	.500	2-2	1.000	0/3/3	3	10	3	0	4	18
at New Mexico State	*	32	6-12	.500	3-5	.600	2-2	1.000	0/3/3	0	1	2	0	2	17
Northern Colorado	*	18	1-3	.333	0-1	.000	0-0	.000	0/1/1	4	1	1	0	0	2
Arkansas-Pine Bluff	*	22	1-5	.200	0-1	.000	4-4	1.000	1/2/3	1	3	2	1	0	6
Tennessee	*	33	6-12	.500	2-4	.500	2-4	.500	1/2/3	3	1	1	0	3	14
Wake Forest	*	38	3-10	.300	0-4	.000	3-4	.750	1/2/3	3	2	3	0	0	9
Mississippi Valley State	*	24	2-2	1.000	1-1	1.000	0-0	.000	0/5/5	2	5	1	0	0	5
Troy	*	35	3-6	.500	1-3	.333	1-2	.500	0/4/4	0	2	3	0	1	8
at Texas-Arlington	*	33	2-6	.333	1-3	.333	4-6	.667	1/3/4	4	2	1	0	1	9
Wyoming	*	34	2-8	.250	0-2	.000	2-2	1.000	3/3/6	4	2	3	1	3	6
at Air Force	*	38	6-13	.462	1-2	.500	0-0	.000	2/5/7	3	2	5	0	1	13
at Utah	*	29	4-7	.571	1-2	.500	1-3	.333	1/2/2	3	1	1	0	1	10
at BYU	*	32	3-12	.250	1-2	.500	2-2	1.000	0/2/2	4	0	0	0	2	9
UNLV	*	29	4-13	.308	2-6	.333	5-6	.833	2/5/7	1	0	1	0	0	15
San Diego State	*	30	4-7	.571	1-2	.500	4-8	.500	2/3/5	2	3	1	0	0	13
at Colorado State	*	22	1-4	.250	0-2	.500	0-0	.000	1/2/3	2	3	2	0	0	2
at Wyoming	*	25	1-2	.500	0-1	.000	1-2	.500	0/1/1	1	0	1	0	0	3
Air Force	*	39	1-2	.500	0-0	.000	4-4	1.000	2/1/3	1	5	3	1	1	6
BYU	*	31	3-3	1.000	1-1	1.000	0-0	.000	1/1/2	3	3	1	1	1	7
Utah	*	36	7-11	.636	3-6	.500	5-8	.625	1/5/6	1	1	2	0	3	22
at San Diego State	*	37	8-12	.667	0-3	.000	4-6	.667	2/4/6	2	2	1	0	3	20
at UNLV	*	38	2-5	.400	1-1	1.000	9-11	.818	0/2/2	2	4	1	0	2	14
Colorado State	*	23	3-10	.300	2-5	.400	2-2	1.000	1/1/2	2	4	1	0	2	10
BYU ^{MWC Tour.}	*	31	4-8	.500	2-4	.500	2-2	1.000	0/4/4	1	12	1	0	1	12
San Diego State ^{MWC Tour.}	*	32	2-5	.400	1-2	.500	4-4	1.000	0/3/3	3	5	2	0	1	9
Utah ^{MWC Tour.}	*	25	3-9	.333	1-4	.250	0-0	.000	0/1/1	5	1	0	0	0	7
Villanova ^{NCAA Tour.}	*	31	6-11	.545	0-3	.000	2-2	1.000	3/3/6	4	2	2	0	1	14
Season Totals	33	974	121-253	.478	35-94	.385	71-95	.747	32/86/118	75	92	55	10	43	348

CAREER STATS


Year	G	GS	FG	FGA	Pct.	3FG	3FGA	Pct.	FT	FTA	Pct.	Pts.	Avg	Off Reb	Def Reb	Tot Reb	Avg	PF	DQ	A	TO	B	S	Min.
2002-03	28	20	95	235	.404	28	89	.315	47	70	.671	265	9.5	51	106	157	5.6	68	1	50	46	5	32	788
2003-04	25	11	41	115	.357	16	48	.333	24	33	.727	122	4.9	23	50	73	2.9	64	3	35	36	2	16	504
2004-05	33	33	121	253	.478	35	94	.372	71	95	.747	348	10.5	32	86	118	3.6	75	1	92	55	10	43	974
Totals	86	64	257	603	.426	79	231	.342	142	198	.717	735	8.5	106	242	348	4.0	207	5	177	137	17	91	2,266

CAREER CONFERENCE STATS

Year	G	GS	FG	FGA	Pct.	3FG	3FGA	Pct.	FT	FTA	Pct.	Pts.	Avg	Off Reb	Def Reb	Tot Reb	Avg	PF	DQ	A	TO	B	S	Min.
2002-03	14	11	47	107	.439	13	38	.342	24	37	.649	131	9.4	23	47	70	5.0	36	0	24	27	3	23	412
2003-04	13	4	16	53	.302	5	17	.294	7	10	.700	44	3.4	6	17	23	1.8	37	3	6	9	0	5	244
2004-05	14	14	49	109	.450	13	35	.371	39	54	.722	150	10.7	18	36	54	3.9	31	0	30	23	3	19	443
Totals	41	29	112	267	.419	31	90	.344	70	101	.693	325	7.9	47	100	147	3.6	104	3	60	60	6	47	1,099

CAREER POSTSEASON STATS

	G	GS	FG	FGA	Pct.	3FG	3FGA	Pct.	FT	FTA	Pct.	Pts.	Avg	Off Reb	Def Reb	Tot Reb	Avg	PF	DQ	A	TO	B	S	Min.
MWC '03	1	1	5	10	.500	0	1	.000	1	1	1.000	11	11.0	0	4	4	4.0	4	0	1	2	0	0	32
MWC '04	1	1	2	9	.222	1	6	.167	4	4	1.000	9	9.0	1	3	4	4.0	2	0	2	1	0	1	32
MWC '05	3	3	9	22	.409	4	10	.400	6	6	1.000	28	9.3	0	8	8	2.7	9	1	18	3	0	2	88
NCAA '05	1	1	6	11	.545	0	3	.000	2	2	1.000	14	14.0	3	3	6	6.0	4	0	2	2	0	1	31
2005	4	4	15	33	.455	4	13	.308	8	8	1.000	42	10.5	3	11	14	3.5	13	1	20	5	0	3	42
MWC	5	5	16	41	.390	5	18	.278	11	11	1.000	48	9.6	1	15	15	3.2	15	1	21	6	0	3	152
Totals	6	6	22	52	.423	5	20	.250	13	13	1.000	62	10.3	4	18	22	3.7	19	1	25	8	0	4	1830



DAVID CHIOTTI • 13

Post • 6-9 • 245 • Jr-2L • San Jose, Calif.

GENERAL INFORMATION/CAREER

- 2005 3rd Team All-Mountain West Conference
- Tough post player who visibly got stronger in the offseason
- Last name is pronounced key-OH-tee
- Earned the Most Inspirational award at the 2005 men's basketball banquet
- Earned the Most Improved Player Award at the men's basketball postseason banquet following his freshman and sophomore seasons
- Named honorable mention All-MWC after the 2003-04 season
- Missed the second half at BYU due to a pulled a hip-flexor muscle in his right hip...Played only 11 minutes total in the game
- 54.5 career FG% ranks seventh all-time at UNM
- Has 790 career points, giving him a chance to break the 1,000-point barrier in his senior season...Would take 24 games at his current career average of 9.0 ppg

2005 NCAA TOURNAMENT

- Scored five points on 2-8 shooting, 1-2 from the FT line, in 34 minutes in a first-round loss to Villanova...Also had nine rebounds, two assists, two blocks and three steals

2005 MWC TOURNAMENT

- Averaged 9.7 ppg and 3.0 rpg in three games...Also averaged 31.3 mpg
- Scored seven points on 3-7 shooting in 35 minutes against Utah...Also had two assists and a block
- Scored 10 points on 5-11 shooting in a season-high 38 minutes against San Diego State...Also had six rebounds, two assists and two steals
- Scored 12 points on 4-9 shooting, 4-4 from the FT line, in 21 minutes against BYU...Grabbed two rebounds before fouling out

2004-05 STATS/TRENDS

- Averaged 10.4 ppg and 5.1 rpg
- Led the team in shooting at 54.0% from the field
- 54.0 FG% ranked eighth in the MWC
- Scored 10+ points in eight of last 11 games after hitting double figures just once in the previous five games

2004-05 HIGHLIGHTS

- Tied a season-high with 18 points on 7-9 shooting, 4-4 from the FT line, in a season-high 37 minutes at UNLV...Four assists tied for team high...Had six rebounds and two blocks
- Scored 14 points on 4-5 shooting, 6-8 from the FT line, in 34 minutes at San Diego State...Led the team with eight rebounds, the most since grabbing eight against Tennessee on 12-18-04
- Scored 10 points on 5-9 shooting against Utah...Tied a season-high with 36 minutes
- Scored 16 points on 6-13 shooting, 4-6 from the FT line, in 26 minutes against BYU...13 FGAs are a season-high...Also grabbed five rebounds
- Scored 14 points on 7-10 shooting in 34 minutes against Air Force...Also had seven rebounds
- Scored 11 points on 3-8 shooting, 5-7 from the FT line, in 23 minutes at Wyoming...Also had six rebounds
- Scored five points on 2-2 shooting, 1-3 from the FT line, in 13 minutes against San Diego State...Played the entire game with foul trouble but did not foul out
- Scored 11 points on 3-8 shooting in 32 minutes against UNLV...Went 5-6 from the line
- Scored nine points on 3-10 shooting in 29 minutes at Utah...Hit first career 3-pt. FG in the game...10 FGA is a season-high
- Scored 17 points on 8-8 shooting in a season-high 36 minutes at Air Force...Most points since scoring 18 against NC A&T in the season-opener...Eight FGs tied a career-high...Also tied a career-high with two steals
- Scored 10 points on 4-9 shooting in 30 minutes at Texas-Arlington...Grabbed six rebounds and tied for the team lead with three assists

SUPERLATIVES

Points

Season...18 (Twice) Last at UNLV (2-28-05)
Career...24 vs. Sacramento State (12-8-03)

Rebounds

Season...11 vs. Northern Colorado (12-9-04)
Career...11 (Twice)

Field Goals

Season...8 (Twice) Last at Air Force (1-15-05)
Career...(Twice)

Field Goal Attempts

Season...13 vs. BYU (2-19-05)
Career...15 at New Mexico State (12-3-03)

Three-Point Field Goals

Season...1 at Utah (1-22-05)
Career...none

Three-Point Field Goal Attempts

Season...2 vs. UNLV (1-29-05)
Career...same

Free Throws

Season...5 (4 Times) Last vs. UNLV (1-29-05)
Career...12 vs. Sacramento State (12-8-03)

Free Throw Attempts

Season...9 at Oregon (11-22-04)
Career...16 vs. Sacramento State (12-8-03)

Assists

Season...5 vs. Northern Arizona (11-27-04)
Career...5 (Twice)

Steals

Season...5 at Colorado State (2-5-05)
Career...same

Blocked Shots

Season...3 vs. Northern Arizona (11-27-04)
Career...3 (Twice)

Minutes Played

Season...38 vs. San Diego State (3-11-05)
Career...39 vs. UNLV (3-11-04)

Miscellaneous	Season	Career
Double-Figure Scoring	21	39
Double Figure Rebounds	2	7
Double-Doubles	1	4
Led UNM in Scoring	2	5
Led UNM in Rebounds	5	11
Led UNM in Assists	6	9
Led UNM in Steals	4	14
Scored 20+ Points	0	4

- Scored 11 points on 5-8 shooting in 32 minutes against Tennessee...Also had two blocks and grabbed eight rebounds
- Scored 11 points on 4-7 shooting, 3-4 from the FT line, in 20 minutes against Arkansas-Pine Bluff...Missed his first career 3-pt FG attempt
- Scored 14 points on 6-9 shooting, 2-2 from the FT line in 27 minutes against Northern Colorado...Tied a career-high with 11 rebounds for his first double-double of the season and the fourth of his career
- Scored 11 points on 3-6 shooting, 5-6 from the FT line, in 25 minutes against New Mexico State...Grabbed a team-high six rebounds to go with two assists
- Scored 14 points on 5-7 shooting, 4-5 from the FT line, in 26 minutes against Northern Arizona...Grabbed four rebounds and tied career-highs with five assists, three blocks and two steals
- Scored 13 points on 4-8 shooting, 5-9 from the FT line in 34 minutes at Oregon
- Scored 18 points on 8-9 shooting, 2-2 from the FT line against NC A&T...Grabbed five rebounds and three assists in 26 minutes

2003-04 SOPHOMORE SEASON

Started 25 of 27 games in the post • Averaged 12.5 ppg and 5.3 rpg • Had three double-doubles • Led the team with a 54.8 FG% • Shot 70.4% from the FT line • The Lobos' best post defender who usually defended the opponents best post player • DNP at SDSU (2-1-04) due to a left ankle sprain he suffered in practice the night before

2002-03 FRESHMAN SEASON

Played in all 28 games with 20 starts, including the last 15 • Averaged 3.9 ppg, 4.0 rpg and 20.8 mpg in all games, but 4.9 ppg, 4.6 rpg and 26.8 mpg in MWC games • Had 59 points (26-43 FGs) and 41 rebounds in last nine games • Led the team with a 54.9 FG%, and shot 57% in MWC contests • Second on the team with 16 blocks, including 11 in conference play

• CHIOTTI GAME-BY-GAME STATS •

Opponent	GS	MP	FG-FGA	PCT	3P-3PA	PCT	FT-FTA	PCT	O/D/TOT.	PF	A	TO	BS	ST	TP
NC A&T	*	26	8-9	.889	0-0	.000	2-2	1.000	1/4/5	0	3	2	1	0	18
Santa Clara	*	17	2-4	.500	0-0	.000	0-0	.000	2/3/5	5	2	3	2	0	4
Duquesne	*	34	4-7	.571	0-0	.000	2-4	.500	1/4/5	4	1	2	1	0	10
Western New Mexico	*	17	5-7	.714	0-0	.000	0-0	.000	1/5/6	1	0	1	0	0	10
at Oregon	*	34	4-8	.500	0-0	.000	5-9	.556	1/4/5	3	1	2	0	0	13
Northern Arizona	*	26	5-7	.714	0-0	.000	4-5	.800	0/4/4	2	5	4	3	2	14
New Mexico State	*	25	3-6	.500	0-0	.000	5-6	.833	2/4/6	1	2	2	0	0	11
at New Mexico State	*	24	0-4	.000	0-0	.000	5-6	.833	5/5/10	4	2	2	0	0	5
Northern Colorado	*	27	6-9	.667	0-0	.000	2-2	1.000	4/7/11	2	1	1	1	1	14
Arkansas-Pine Bluff	*	20	4-7	.571	0-1	.000	3-4	.750	1/4/5	2	1	3	1	1	11
Tennessee	*	32	5-8	.625	0-0	.000	1-2	.500	3/5/8	2	0	1	2	0	11
Wake Forest	*	24	1-5	.200	0-0	.000	1-2	.500	3/3/6	4	3	2	1	0	3
Mississippi Valley State	*	20	2-4	.500	0-0	.000	2-2	1.000	2/5/7	1	1	1	1	1	6
Troy	*	26	4-4	1.000	0-0	.000	0-1	.000	1/4/5	0	0	1	0	1	8
at Texas-Arlington	*	30	4-9	.444	0-0	.000	2-2	1.000	1/5/6	1	3	0	0	0	10
Wyoming	*	18	3-6	.500	0-0	.000	8-9	.889	2/1/3	4	1	1	0	0	14
at Air Force	*	36	8-8	1.000	0-0	.000	1-1	.000	0/3/3	2	0	3	0	2	17
at Utah	*	34	3-10	.300	1-1	1.000	2-4	.500	0/2/2	3	1	2	0	1	9
at BYU	*	11	2-3	.667	0-0	.000	0-2	.000	1/3/4	0	1	1	1	0	4
UNLV	*	32	3-8	.375	0-2	.000	5-6	.833	1/1/2	2	1	2	0	0	11
San Diego State	*	13	2-2	1.000	0-0	.000	1-3	.333	0/1/1	4	0	5	0	0	5
at Colorado State	*	31	2-6	.333	0-0	.000	4-5	.800	2/2/4	2	2	2	0	5	8
at Wyoming	*	23	3-8	.375	0-0	.000	5-7	.714	2/4/6	2	0	1	0	1	11
Air Force	*	34	7-10	.700	0-0	.000	0-0	.000	2/5/7	4	0	1	0	1	14
BYU	*	26	6-13	.462	0-0	.000	4-6	.667	3/2/5	2	2	1	0	1	16
Utah	*	36	5-9	.556	0-0	.000	0-1	.000	0/1/1	1	2	2	1	0	10
at San Diego State	*	34	4-5	.800	0-0	.000	6-8	.750	2/6/8	1	2	3	0	2	14
at UNLV	*	37	7-9	.778	0-0	.000	4-4	1.000	2/4/6	2	4	4	2	0	18
Colorado State	*	27	3-9	.333	0-0	.000	3-6	.500	3/2/5	3	1	3	0	3	9
BYU ^{MWC Tourn.}	*	21	4-9	.444	0-0	.000	4-4	1.000	0/2/2	5	1	3	0	0	12
San Diego State ^{MWC Tourn.}	*	38	5-11	.455	0-0	.000	0-2	.000	2/4/6	2	2	2	0	2	10
Utah ^{MWC Tourn.}	*	35	3-7	.429	0-0	.000	1-2	.500	0/1/1	1	2	1	1	0	7
Villanova ^{NCAA Tourn.}	*	34	2-8	.250	0-0	.000	1-2	.500	5/4/9	1	2	2	2	3	5
Season Totals	33	902	129-239	.540	1-4	.250	83-119	.697	55/114/169	73	49	66	20	27	342

CAREER STATS

Year	G	GS	FG	FGA	Pct.	3FG	3FGA	Pct.	FT	FTA	Pct.	Pts.	Avg	Off Reb	Def Reb	Tot Reb	Avg	PF	DQ	A	TO	B	S	Min.
2002-03	28	20	45	82	.549	0	0	.000	20	39	.513	110	3.9	37	75	112	4.0	60	1	23	20	16	12	582
2003-04	27	25	125	228	.548	0	0	.000	88	125	.704	338	12.5	47	96	143	5.3	73	1	44	47	14	16	803
2004-05	33	33	129	239	.540	1	4	.250	83	119	.697	342	10.4	55	114	169	5.1	73	2	49	66	20	27	902
Totals	88	78	299	549	.545	1	4	.250	191	283	.675	790	9.0	139	285	424	4.8	206	4	116	133	50	55	2,287

CAREER CONFERENCE STATS

Year	G	GS	FG	FGA	Pct.	3FG	3FGA	Pct.	FT	FTA	Pct.	Pts.	Avg	Off Reb	Def Reb	Tot Reb	Avg	PF	DQ	A	TO	B	S	Min.
2002-03	14	13	29	51	.569	0	0	.000	10	22	.455	68	4.9	19	46	65	4.6	40	1	14	12	11	8	375
2003-04	13	11	57	110	.518	0	0	.000	41	56	.732	155	11.9	18	33	51	3.9	39	0	19	22	3	8	381
2004-05	14	14	58	106	.547	1	3	.333	43	62	.694	160	11.4	20	37	57	4.1	31	0	17	31	4	16	392
Totals	41	38	144	267	.539	1	3	.333	94	137	.686	383	9.3	57	116	173	4.2	110	0	50	65	18	32	1,148

CAREER POSTSEASON STATS

Year	G	GS	FG	FGA	Pct.	3FG	3FGA	Pct.	FT	FTA	Pct.	Pts.	Avg	Off Reb	Def Reb	Tot Reb	Avg	PF	DQ	A	TO	B	S	Min.
MWC '03	1	1	5	8	.625	0	0	.000	0	2	.000	10	10.0	2	1	3	3.0	4	0	1	1	0	0	35
MWC '04	1	1	4	10	.400	0	0	.000	0	0	.000	8	8.0	3	2	5	5.0	3	0	1	2	1	0	39
MWC '05	3	3	12	27	.444	0	0	.000	5	8	.625	29	9.7	2	7	9	3.0	8	1	5	6	1	2	94
NCAA '05	1	1	2	8	.250	0	0	.000	1	2	.500	5	5.0	5	4	9	9.0	1	0	2	2	2	3	34
2005	4	4	14	35	.400	0	0	.000	6	10	.600	34	8.5	7	11	18	4.5	9	0	7	8	3	5	128
MWC	5	5	21	45	.467	0	0	.000	5	10	.500	47	9.4	7	10	17	3.4	15	1	7	9	2	2	168
Totals	6	6	23	53	.434	0	0	.000	6	12	.500	52	8.7	12	14	26	4.3	16	1	9	11	4	5	202



RYAN WALL • 20

Guard • 6-0 • 165 • So-1L • Coppell, Texas

GENERAL INFORMATION/CAREER

- Solid floor leader who was a back-up at point guard
- Decided to transfer following the 2005 spring semester
- 2004 Academic All-MWC
- Hometown/high school is pronounced kaw-PELL, which is north of Dallas
- A pass-first, shoot-second player
- Recovered from a stress fracture in his foot that slowed him at the start of practice

2005 NCAA TOURNAMENT

- Scored two points on 2-2 shooting from the FT line in a first round loss to Villanova...Also had a rebound and a steal in 14 minutes

2005 MWC TOURNAMENT

- Averaged 10.0 mpg in three games...Scored two points, two assists and four rebounds overall
- Had one rebound in three minutes against Utah
- Came off the bench for nine minutes against San Diego State...Grabbed one rebound
- Scored two points on 2-2 shooting from the FT line in 18 minutes against BYU...Also had two assists, two rebounds and a steal

2004-05 STATS/TRENDS

- Averaged 1.2 ppg and 9.0 mpg in 25 games
- Played 10+ minutes in seven of last 12 games

2004-05 HIGHLIGHTS

- Did not score in four minutes at UNLV
- Did not score in three minutes against Utah...Drew a technical foul from Utah guard Marc Jackson
- Had two assists in 12 minutes against BYU
- Scored three points on 3-4 shooting from the FT line in 21 minutes at Wyoming
- Scored 12 points on 3-5 shooting, 2-4 from 3-pt. range and 4-4 from the FT line, in 21 minutes at Colorado...Led UNM in scoring for the first time in his career...Career-highs in points, FGs, FG attempts, 3-pt. FGs, 3-pt. FG attempts, and tied career-highs in FTs and FT attempts
- Had one point, one rebound and one steal in five minutes against UNLV
- Scored two points in nine minutes at BYU
- Did not score but had two assists and two steals in 11 minutes at Utah...Most minutes played since logging 15 against Northwestern State on 12-28-03
- Scored one point on 1-2 from the FT line in eight minutes off the bench against Arkansas-Pine Bluff...Recorded his first career block
- Scored three points on 1-3 shooting, 1-2 from the FT line, in seven minutes against Northern Colorado...Also had two steals
- Played nine minutes against Santa Clara...Scored two points on 1-2 shooting...Had two assists

2003-04 FRESHMAN SEASON

Played in 16 games with one start • Played just 26 minutes in five MWC games • Averaged 1.0 ppg, 1.0 rpg and 8.1 mpg

SUPERLATIVES

Points

Season...12 at Colorado State (2-5-05)
Career...same

Rebounds

Season...1 (6 Times) Last at Colorado State (2-5-05)
Career...3 vs. Northwestern State (12-28-03)

Field Goals

Season...3 at Colorado State (2-5-05)
Career...same

Field Goal Attempts

Season...5 at Colorado State (2-5-05)
Career...same

Three-Point Field Goals

Season...2 at Colorado State (2-5-05)
Career...same

Three-Point Field Goal Attempts

Season...4 at Colorado State (2-5-05)
Career...same

Free Throws

Season...4 at Colorado State (2-5-05)
Career...4 (Twice)

Free Throw Attempts

Season...4 (Twice) Last at Wyoming (2-7-05)
Career...4 (5 Times)

Assists

Season...3 vs. Mississippi Valley State (12-28-04)
Career...4 (Twice) Last vs. Northwestern State (12-28-03)

Steals

Season...2 (3 Times) Last at Colorado State (2-5-05)
Career...3 vs. San Francisco State (11-22-03)

Blocked Shots

Season...1 vs. Arkansas-Pine Bluff (12-12-04)
Career...same

Minutes Played

Season...21 (Twice) Last at Wyoming (2-7-05)
Career...23 vs. San Francisco State (11-22-03)

Miscellaneous	Season	Career
Double-Figure Scoring	1	1
Led UNM in Scoring	1	1
Led UNM in Assists	0	1
Led UNM in Steals	2	3

• WALL GAME-BY-GAME STATS •

Opponent	GS	MP	FG-FGA	PCT	3P-3PA	PCT	FT-FTA	PCT	O/D/TOT.	PF	A	TO	BS	ST	TP
N.C. A&T		6	0-0	.000	0-0	.000	0-0	.000	0/1/1	1	0	2	0	0	0
Santa Clara		9	1-2	.500	0-1	.000	0-1	.000	0/0/0	1	2	1	0	0	2
Duquesne		0+	0-0	.000	0-0	.000	0-0	.000	0/0/0	0	0	0	0	0	0
Western New Mexico		8	0-2	.000	0-0	.000	0-0	.000	0/0/0	0	1	1	0	0	0
Northern Arizona		4	0-0	.000	0-0	.000	0-0	.000	0/0/0	0	0	0	0	0	0
Northern Colorado		7	1-3	.333	0-2	.000	1-2	.500	1/0/1	1	0	0	0	2	3
Arkansas-Pine Bluff		8	0-0	.000	0-0	.000	1-2	.500	0/1/1	2	1	3	1	1	1
Mississippi Valley State		9	0-1	.000	0-0	.000	0-0	.000	0/0/0	0	3	2	0	0	0
at Texas-Arlington		1	0-0	.000	0-0	.000	0-0	.000	0/0/0	0	0	0	0	0	0
at Utah		11	0-2	.000	0-2	.000	0-0	.000	0/0/0	2	2	0	0	2	0
at BYU		9	1-1	1.000	0-0	.000	0-0	.000	0/1/1	2	0	0	0	1	2
UNLV		5	0-1	.000	0-0	.000	1-2	.500	1/0/1	2	0	0	0	1	1
San Diego State		11	0-0	.000	0-0	.000	0-1	.000	0/0/0	0	0	3	0	0	0
at Colorado State		21	3-5	.600	2-4	.500	4-4	1.000	0/1/1	1	2	1	0	2	12
at Wyoming		21	0-2	.000	0-1	.000	3-4	.750	1/1/2	2	2	1	0	0	3
Air Force		4	0-1	.000	0-1	.000	0-0	.000	0/0/0	1	0	0	0	0	0
BYU		12	0-0	.000	0-0	.000	0-0	.000	0/0/0	0	2	0	0	0	0
Utah		3	0-0	.000	0-0	.000	0-0	.000	0/0/0	1	0	0	0	0	0
at San Diego State		10	0-0	.000	0-0	.000	0-0	.000	0/1/1	3	1	1	0	0	0
at UNLV		4	0-1	.000	0-1	.000	0-0	.000	0/0/0	1	0	0	0	0	0
Colorado State		19	1-3	.000	1-3	.500	0-0	.000	2/0/2	2	2	2	0	3	3
BYU ^{MWC Tour.}		18	0-2	.000	0-0	.000	2-2	1.000	0/2/2	4	2	1	0	1	2
San Diego State ^{MWC Tour.}		9	0-2	.000	0-0	.000	0-0	.000	0/1/1	1	0	2	0	0	0
Utah ^{MWC Tour.}		3	0-0	.000	0-0	.000	0-0	.000	1/0/1	0	0	1	0	0	0
Villanova ^{NCAA Tour.}		14	0-0	.000	0-0	.000	2-2	1.000	0/1/1	0	0	4	0	1	2
Season Totals		226	7-28	.250	3-14	.214	14-20	.700	6/10/16	27	19	25	1	14	31

CAREER STATS


Year	G	GS	FG	FGA	Pct.	3FG	3FGA	Pct.	FT	FTA	Pct.	Pts.	Avg	Off Reb	Def Reb	Tot Reb	Avg	PF	DQ	A	TO	B	S	Min.
2003-04	16	1	3	17	.176	1	10	.100	9	14	.643	16	1.0	5	11	16	1.0	18	1	16	22	0	6	130
2004-05	25	0	7	28	.250	3	14	.214	14	20	.700	31	1.2	6	10	16	0.6	27	0	19	25	1	14	2226
Totals	41	1	10	45	.222	4	24	.167	23	34	.676	47	1.1	11	21	32	0.8	45	1	35	47	1	20	356

CAREER CONFERENCE STATS

Year	G	GS	FG	FGA	Pct.	3FG	3FGA	Pct.	FT	FTA	Pct.	Pts.	Avg	Off Reb	Def Reb	Tot Reb	Avg	PF	DQ	A	TO	B	S	Min.
2003-04	5	0	1	5	.200	0	3	.000	0	2	.000	2	0.5	2	1	3	0.6	3	0	3	1	0	0	26
2004-05	12	0	5	15	.333	3	11	.273	8	11	.727	21	1.8	4	4	8	0.7	17	0	11	8	0	9	130
Totals	17	0	6	21	.286	3	14	.214	8	13	.615	23	1.4	6	5	11	0.6	20	0	14	9	0	9	156

CAREER POSTSEASON STATS

	G	GS	FG	FGA	Pct.	3FG	3FGA	Pct.	FT	FTA	Pct.	Pts.	Avg	Off Reb	Def Reb	Tot Reb	Avg	PF	DQ	A	TO	B	S	Min.
MWC '05	3	0	0	4	.000	0	0	.000	2	2	1.000	2	0.7	1	3	4	1.3	5	0	2	4	0	1	30
NCAA '05	1	0	0	0	.000	0	0	.000	2	2	1.000	2	2.0	0	1	1	1.0	0	0	0	4	0	1	14
Totals	4	0	0	4	.000	0	0	.000	4	4	1.000	4	1.0	1	4	5	1.3	5	0	2	8	0	2	44



ALFRED NEALE • 21

Forward • 6-6 • 200 • Sr-1L • Summit, Okla.

GENERAL INFORMATION/CAREER

- **2005 Honorable Mention All-Mountain West Conference**
- Received the Most Improved award to the 2005 men's basketball banquet
- Is competing for the Lobos' track team in the high jump
- Small forward who transferred from Northeastern Oklahoma A&M in Miami, Okla.
- Last name is pronounced Neal
- Has great leaping ability and still holds the Oklahoma prep high jump record of 7'2" set in 2000 at Muskogee High School..Personal best is 7' 4.5" set at Barton County (Kan.) Community College in 2001
- Played most of his junior year with a groin injury, which he had surgically repaired following the season....Also had hernia surgery over the summer of 2004, and was healthy for his senior season
- Only returning player who saw action in every game in 2003-04
- 2003 Lobo Invitational All-Tournament team
- MWC Player of the Week for Jan. 31-Feb. 5, 2005

2005 MWC TOURNAMENT

- Scored nine points on 3-8 shooting, 3-7 from 3-pt. range, in a first-round loss to Villanova...Also had four rebounds and a steal in 31 minutes

2005 MWC TOURNAMENT

- **2005 MWC All-Tournament Team**
- Averaged 13.7 ppg and 5.0 rpg in three games...Also averaged 31.3 mpg...Shot a scorching 68.2% from the field and 64.3% from 3-pt. range
- Scored nine points on 4-6 shooting in 36 minutes...Also had four rebounds and two steals...Put-back dunk with 3:14 left in the game over Ute center Andrew Bogut gave UNM a 50-49 lead that they never gave up
- Scored 17 points on 6-9 shooting, 4-6 from 3-pt. range, in 30 minutes against San Diego State...Also had four rebounds
- Scored 15 points on 5-7 shooting, 4-5 from 3-pt. range, in 28 minutes against BYU...Also had seven rebounds

2004-05 STATS/TRENDS

- Averaged 10.3 ppg and 4.4 rpg
- Shot 52.7% from the field and 40.7% from 3-pt. range
- 40.7% from 3-pt. range ranked sixth in the MWC
- Seventh in the MWC with 1.79 3-pt. FGs per game
- Hit four 3-pt. FGs in a game six times this season...three times since Nov. 22 at Oregon
- Averaged 12.5 ppg on 60.0% (18-30) shooting and 57.1% (12-21) from 3-pt. range during the 2005 postseason

2004-05 HIGHLIGHTS

- Scored 11 points on 4-7 shooting, 2-5 from 3-pt. range, in 29 minutes against Colorado State...Also tied a career-high with three steals
- Scored eight points on 3-7 shooting in a career-high 38 minutes against Utah...Tied for team-high and season-high with nine rebounds...Had two crowd-pleasing put-back slams...Second dunk was No. 2 in ESPN's top plays of the day
- Scored 15 points on 4-5 shooting, 3-4 from 3-pt. range and 4-4 from the FT line, in 29 minutes against BYU...Tied for team-high with five rebounds
- Led the team with 18 points on 8-11 shooting in a season-high 34 minutes against Air Force...Also had three rebounds and two assists...Ignited the crowd with three alley-oop slams...Scored nine of UNM's first 11 points, igniting an 11-0 run to start the game
- Scored 14 points on 5-8 shooting, 3-6 from 3-pt. range, in 31 minutes at Wyoming...Also had four rebounds and three assists
- Scored 10 points on 3-6 shooting, 2-5 from 3-pt. range and 2-2 from the FT line, in 19 minutes off the bench at Colorado State...Also had four rebounds and an assist

SUPERLATIVES

Points

Season...20 vs. San Diego State (1-31-05)
Career...24 vs. San Diego (1-6-04)

Rebounds

Season...9 (Twice) Last vs. Utah (2-21-05)
Career...13 vs. Portland (12-1-03)

Field Goals

Season...8 vs. Air Force (2-14-05)
Career...9 vs. San Diego (1-6-04)

Field Goal Attempts

Season...15 at BYU (1-24-05)
Career...same

Three-Point Field Goals

Season...4 (6 Times) Last vs. San Diego State (3-11-05)
Career...5 vs. San Diego (1-6-04)

Three-Point Field Goal Attempts

Season...7 (3 Times) Last vs. Wyoming (1-8-05)
Career...8 (Twice) Last vs. Wyoming (2-9-04)

Free Throws

Season...4 (3 Times) Last vs. Wyoming (1-8-05)
Career...6 (Twice) Last at SDSU (2-2-04)

Free Throw Attempts

Season...6 (Twice) Last vs. Wyoming (1-8-05)
Career...10 vs. Portland (12-1-03)

Assists

Season...5 vs. San Diego State (1-31-05)
Career...7 vs. Penn State (12-29-03)

Steals

Season...3 (Twice) Last vs. Colorado State (2-19-05)
Career...3 (4 Times)

Blocked Shots

Season...2 vs. Northern Colorado (12-9-04)
Career...4 vs. NM Highlands (11-24-03)

Minutes Played

Season...38 vs. Utah (2-21-05)
Career...same

Miscellaneous	Season	Career
Double-Figure Scoring	20	29
Double Figure Rebounds	0	1
Double-Doubles	0	1
Led UNM in Scoring	2	4
Led UNM in Rebounds	5	13
Led UNM in Assists	3	5
Led UNM in Steals	3	8
Scored 20+ Points	1	3

- Scored a season-high 20 points on 7-8 shooting, 4-5 from 3-pt. range, in 28 minutes off the bench against San Diego State...Grabbed six rebounds to go along with a season-high five assists and no turnovers...20+ points for the first time this season and third time as a Lobo
- Scored 12 points on 5-9 shooting in 27 minutes against UNLV...Added four rebounds and a steal
- Led the team with 12 points on 5-15 shooting in 33 minutes at BYU...Also had a team-high six rebounds...Went 1-5 from 3-pt. range...15 FG attempts is a career-high and 33 minutes is a season-high
- Scored 15 points on 6-7 shooting in his first start of the season at Air Force...Replaced the injured Danny Granger and played 29 minutes...Also grabbed six rebounds...Hit a three-pointer with 49 sec. left in the game to give UNM a 57-58 lead
- Scored 12 points on 5-10 shooting, 2-6 from 3-pt. range, in 19 minutes against Troy...Also grabbed seven rebounds
- Scored 13 points on 6-11 shooting in 28 minutes against Wake Forest...Tied a career-high with three steals...Was 1-6 from 3-pt. range and 5-5 from inside the arc
- Scored 10 points on 3-7 shooting, 2-6 from 3-pt. range, in 23 minutes off the bench at New Mexico State...Also grabbed three rebounds and two assists
- Scored 11 points on 3-6 shooting, 1-3 from 3-pt. range and 4-4 from the FT line, in 25 minutes off the bench against Northern Arizona
- Scored 15 points on 5-9 shooting, 4-7 from 3-pt. range in 24 minutes off the bench at Oregon...Grabbed five rebounds to go along with two assists
- Scored 17 points on 5-7 shooting, 4-4 from 3-pt. and 3-4 from the FT line in 30 minutes off the bench against Duquesne...tied for team-high with eight rebounds
- Scored 16 points on 6-7 shooting, 4-4 from 3-pt. range in 22 minutes against Santa Clara...Grabbed three rebounds and had an assist

2003-04 JUNIOR SEASON

One of only three Lobos to play in every game...Also had 25 starts • Averaged 8.8 ppg and 5.4 rpg • 11.0 ppg in non-conference on 47% (47-101) FGs and 39% (24-61) from 3-pt. range... 6.8 ppg in MWC games on 34.8% (30-86) FGs and 27.8% (15-54) from 3-pt. range • Tied for the team lead with 10 charges drawn • Ranked 10th in the MWC in blocks (0.82) and 3-pt. FGs per game (1.39) and 12th in rebounds (5.4)...Only forward to rank in the top-10 in 3-pt. FG's per game • Averaged 5.8 ppg and shot 32.5% from the field (13-40) over the last seven games

• NEALE GAME-BY-GAME STATS •

Opponent	GS	MP	FG-FGA	PCT	3P-3PA	PCT	FT-FTA	PCT	O/D/TOT.	PF	A	TO	BS	ST	TP
N.C. A&T		20	1-3	.333	0-2	.000	0-0	.000	0/1/1	2	3	2	0	0	2
Santa Clara		22	6-7	.857	4-4	1.000	0-0	.000	0/3/3	3	1	1	0	0	16
Duquesne		30	5-7	.714	4-4	1.000	3-4	.750	2/6/8	3	1	0	0	0	17
Western New Mexico		19	1-6	.167	0-4	.000	2-4	.500	1/3/4	1	1	0	0	0	4
at Oregon		24	5-9	.556	4-7	.571	1-1	1.000	1/4/5	3	2	1	0	0	15
Northern Arizona		25	3-5	.600	1-3	.333	4-4	1.000	1/7/8	1	1	4	0	0	11
New Mexico State		19	2-3	.667	0-1	.000	0-0	.000	0/4/4	1	0	0	0	0	4
at New Mexico State		23	3-7	.429	2-6	.333	2-2	1.000	0/3/3	2	2	1	0	0	10
Northern Colorado		16	2-6	.333	1-4	.250	0-1	.000	0/3/3	1	1	2	2	0	5
Arkansas-Pine Bluff		20	1-2	.500	0-1	.000	2-2	1.000	1/3/4	1	3	0	0	1	4
Tennessee		26	2-7	.286	2-7	.286	4-6	.667	2/7/9	1	3	1	0	2	10
Wake Forest		28	6-11	.545	1-6	.167	0-0	.000	2/1/3	1	2	1	0	3	13
Mississippi Valley State		22	1-3	.667	0-2	.000	1-2	.500	1/2/3	1	4	1	1	0	3
Troy		19	5-10	.500	2-6	.333	0-0	.000	2/5/7	3	1	1	0	0	12
at Texas-Arlington		18	2-4	.500	1-3	.333	0-0	.000	0/1/1	2	0	1	0	0	5
Wyoming		27	3-9	.333	1-7	.143	4-6	.667	0/4/4	1	3	0	0	1	11
at Air Force	*	29	6-7	.857	2-3	.667	1-1	1.000	1/5/6	2	1	4	0	0	15
at Utah	*	25	2-10	.200	1-6	.167	0-1	.000	0/2/2	2	0	0	0	0	5
at BYU	*	33	5-15	.333	1-5	.200	1-1	1.000	3/3/6	3	2	1	0	0	12
UNLV		27	5-9	.556	1-5	.200	1-2	.500	2/2/4	2	0	1	0	1	12
San Diego State		28	7-8	.875	4-5	.800	2-2	1.000	1/5/6	3	5	0	0	0	20
at Colorado State		19	3-6	.500	2-5	.400	2-2	1.000	2/2/4	3	1	0	0	0	10
at Wyoming		31	5-8	.625	3-6	.500	1-2	.500	2/2/4	1	3	2	0	0	14
Air Force	*	36	8-11	.727	2-4	.500	0-0	.000	1/2/3	2	2	0	1	0	18
BYU	*	29	4-5	.800	3-4	.750	4-4	1.000	1/4/5	0	0	0	0	0	15
Utah	*	38	3-7	.429	0-1	.000	2-2	1.000	4/5/9	2	1	1	0	0	8
at San Diego State	*	27	2-6	.333	2-5	.400	0-0	.000	0/3/3	3	1	1	0	0	6
at UNLV	*	34	1-4	.250	1-3	.333	0-0	.000	0/2/2	3	4	2	1	1	3
Colorado State	*	29	4-7	.571	2-5	.400	1-4	.250	1/0/1	0	0	1	1	3	11
BYU ^{MWC Tourn.}	*	28	5-7	.714	4-5	.800	1-2	.500	2/5/7	3	1	0	0	1	15
San Diego State ^{MWC Tourn.}	*	30	6-9	.667	4-6	.667	1-2	.500	0/4/4	2	1	1	0	0	17
Utah ^{MWC Tourn.}	*	36	4-6	.667	1-3	.333	0-0	.000	2/2/4	0	1	0	0	2	9
Villanova ^{NCAA Tourn.}	*	31	3-8	.375	3-7	.429	0-0	.000	0/4/4	4	0	2	0	1	9
Season Totals	13	868	121-232	.522	59-145	.407	40-57	.702	35/109/144	62	51	32	6	16	341

CAREER STATS

Year	G	GS	FG	FGA	Pct.	3FG	3FGA	Pct.	FT	FTA	Pct.	Pts.	Avg	Off Reb	Def Reb	Tot Reb	Avg	PF	DQ	A	TO	B	S	Min.
2003-04	28	25	80	192	.417	39	116	.336	47	68	.691	246	8.8	42	108	150	5.4	63	1	35	40	23	22	774
2004-05	33	13	121	232	.522	59	145	.407	40	57	.702	341	10.3	35	109	144	4.4	62	0	51	32	6	16	868
Totals	61	38	201	424	.474	98	261	.375	87	125	.696	587	9.6	77	217	294	4.8	125	1	86	72	29	38	1,642

CAREER CONFERENCE STATS

Year	G	GS	FG	FGA	Pct.	3FG	3FGA	Pct.	FT	FTA	Pct.	Pts.	Avg	Off Reb	Def Reb	Tot Reb	Avg	PF	DQ	A	TO	B	S	Min.
2003-04	14	13	30	86	.348	15	54	.278	20	26	.769	95	6.8	20	47	67	4.8	33	0	12	17	6	11	378
2004-05	14	9	58	112	.518	25	64	.391	19	27	.704	160	11.4	18	41	59	4.2	27	0	21	13	3	6	412
Totals	28	22	88	202	.435	40	118	.339	39	53	.736	255	9.1	38	88	126	4.5	63	0	33	30	9	17	780

CAREER POSTSEASON STATS

	G	GS	FG	FGA	Pct.	3FG	3FGA	Pct.	FT	FTA	Pct.	Pts.	Avg	Off Reb	Def Reb	Tot Reb	Avg	PF	DQ	A	TO	B	S	Min.
MWC '04	1	0	3	5	.600	0	1	.000	2	2	1.000	8	8.0	3	0	3	3.0	2	0	0	1	1	1	19
MWC '05	3	3	15	22	.682	9	14	.643	2	4	.500	41	13.7	4	11	15	5.0	5	0	3	1	0	3	94
NCAA '05	1	1	3	8	.375	3	7	.429	0	0	.000	9	9.0	0	4	4	4.0	4	0	0	2	0	1	31
2005	4	4	18	30	.600	12	21	.571	2	4	.500	50	12.5	4	15	19	4.8	9	0	3	3	0	4	125
MWC	4	3	18	27	.667	9	15	.600	4	6	.667	49	12.3	7	11	18	4.5	7	0	3	2	1	4	113
Totals	5	4	21	35	.600	12	22	.545	4	6	.667	58	11.6	7	15	22	4.4	11	0	3	4	1	5	144



JEFF HART • 22

Guard • 6-1 • 170 • Jr-2L • Albuquerque, N.M.

GENERAL INFORMATION/CAREER

- Third year player who was a walk-on during his freshman and sophomore season but was put on scholarship for the 2004-05 season
- Given the Inspirational Award at the 2004 men's basketball awards banquet
- 2004 MWC Scholar Athlete

2005 NCAA TOURNAMENT

- Did not score in six minutes in a first-round loss to Villanova...0-2 from 3-pt. range

2005 MWC TOURNAMENT

- Did not score in seven total minutes in three games
- Played the last minute against Utah as a FT shooter
- Did not score in two minutes against San Diego State
- Did not score in four minutes against BYU

2004-05 STATS/TRENDS

- Averaged 1.3 ppg in 24 games...Started four games
- 6-26 from 3-pt. range, 3-5 from inside the arc

2004-05 HIGHLIGHTS

- Scored two points on 2-2 shooting from the FT line in three minutes against Colorado State...Played the final minutes of the game as a ball-handler and FT shooter
- Scored five points on 2-6 shooting, 1-5 from 3-pt. range, in 22 minutes at Colorado State...Also had an assist, steal and a rebound
- Scored four points on 1-3 shooting from 3-pt. range, 1-2 from the FT line, in 19 minutes against San Diego State...Also had two rebounds and three assists
- Started and scored six points on 2-5 shooting in 26 minutes against UNLV...Most minutes since Southern Utah in his freshman season...Tied a career-high with five rebounds...Career-high three steals
- Scored three points on 1-2 shooting from 3-pt. range in seven minutes against Arkansas-Pine Bluff...Recorded third career block
- Played 10 minutes against Western New Mexico...Scored seven points on 2-3 shooting, 1-2 from 3-pt. range and 2-2 from the FT line...Also dished out two assists
- Played seven minutes against Santa Clara...Scored three points on 1-3 shooting from 3-pt. range

2003-04 SOPHOMORE SEASON

Played in 18 games • Averaged 1.2 ppg and 5.2 mpg • 15 points in 50 minutes the last 7 games on 5-9 shooting and 2-2 FTs...7 points in 43 minutes the first 21 games

2002-03 FRESHMAN SEASON

Played in every game with 5 starts from Dec. 2 - Dec. 21 • Averaged 3.5 ppg, 1.0 rpg, and 15.8 mpg overall, but just 1.5 ppg, 0.5 rpg and 10.4 mpg in MWC games • 25 of 69 (36.2%) from 3-point range...7 of 13 from inside the arc • Averaged 24.8 mpg the first 10 games

SUPERLATIVES

Points

Season...7 vs. Western New Mexico (11-19-04)
Career...15 vs. IPFW (12-6-02)

Rebounds

Season...5 vs. UNLV (1-29-05)
Career...5 (Twice)

Field Goals

Season...2 (3 Times) Last at Colorado State (2-5-05)
Career...5 vs. Texas Tech (12-18-02)

Field Goal Attempts

Season...6 at Colorado State (2-5-05)
Career...14 vs. Texas Tech (12-18-02)

Three-Point Field Goals

Season...1 (5 Times) Last at Colorado State (2-5-05)
Career...4 vs. Texas Tech (12-18-02)

Three-Point Field Goal Attempts

Season...5 at Colorado State (2-5-05)
Career...11 vs. Texas Tech (12-18-02)

Free Throws

Season...2 (Twice) Last vs. Western New Mexico (11-19-04)
Career...4 vs. IPFW (12-6-02)

Free Throw Attempts

Season...2 (4 Times) Last vs. San Diego State (1-31-05)
Career...4 (Twice) Last vs. Southern Utah (12-21-02)

Assists

Season...3 vs. San Diego State (1-31-05)
Career...5 vs. IPFW (12/6/02)

Steals

Season...3 vs. UNLV (1-29-05)
Career...same

Blocked Shots

Season...1 vs. Arkansas-Pine Bluff (12-12-04)
Career...1 (3 Times)

Minutes

Season...26 vs. UNLV (1-29-05)
Career...39 vs. Texas Tech (12-18-02)

Miscellaneous

	Season	Career
Double-Figure Scoring	0	3
Led UNM in Assists	0	1

• HART GAME-BY-GAME STATS •

Opponent	GS	MP	FG-FGA	PCT	3P-3PA	PCT	FT-FTA	PCT	O/D/TOT.	PF	A	TO	BS	ST	TP
N.C. A&T		6	0-0	.000	0-0	.000	2-2	1.000	0/1/1	0	0	1	0	0	2
Santa Clara		7	1-3	.333	1-3	.333	0-0	.000	0/0/0	1	0	1	0	0	3
Western New Mexico		10	2-3	.667	1-1	1.000	2-2	1.000	1/0/1	2	2	0	0	0	7
Northern Arizona		3	0-1	.000	0-1	.000	0-0	.000	0/0/0	0	0	0	0	0	0
New Mexico State		1	0-0	.000	0-0	.000	0-0	.000	0/1/1	0	0	0	0	0	0
at New Mexico State		2	0-0	.000	0-0	.000	0-0	.000	0/0/0	0	0	0	0	0	0
Northern Colorado		6	0-1	.000	0-1	.000	0-0	.000	0/0/0	0	0	0	0	0	0
Arkansas-Pine Bluff		7	1-2	.500	1-2	.500	0-0	.000	0/0/0	1	0	0	1	0	3
at Air Force		3	0-0	.000	0-0	.000	0-0	.000	0/0/0	0	0	0	0	0	0
at BYU		1	0-0	.000	0-0	.000	0-0	.000	0/0/0	0	0	0	0	0	0
UNLV	*	26	2-5	.400	1-4	.250	1-2	.500	2/3/5	4	2	1	0	3	6
San Diego State	*	19	1-3	.333	1-3	.333	1-2	.500	1/1/2	1	3	1	0	0	4
at Colorado State	*	22	2-6	.333	1-5	.200	0-0	.000	0/1/1	1	1	1	0	1	5
at Wyoming	*	7	0-3	.000	0-2	.000	0-0	.000	0/0/0	0	0	0	0	0	0
Air Force		3	0-0	.000	0-0	.000	0-0	.000	0/0/0	1	0	0	0	0	0
BYU		3	0-0	.000	0-0	.000	0-0	.000	0/0/0	1	2	0	0	1	0
Utah		2	0-0	.000	0-0	.000	0-0	.000	0/0/0	1	1	0	0	0	0
at San Diego State		4	0-1	.000	0-1	.000	0-0	.000	0/0/0	1	0	1	0	0	0
at UNLV		4	0-0	.000	0-0	.000	0-0	.000	0/1/1	1	0	1	0	0	0
Colorado State		3	0-0	.000	0-0	.000	2-2	1.000	0/1/1	1	0	0	0	0	2
BYU ^{MWC Tour.}		4	0-0	.000	0-0	.000	0-0	.000	0/0/0	0	0	0	0	0	0
San Diego State ^{MWC Tour.}		2	0-1	.000	0-1	.000	0-0	.000	0/0/0	0	0	0	0	0	0
Utah ^{MWC Tour.}		1	0-0	.000	0-0	.000	0-0	.000	0/0/0	0	0	0	0	0	0
Villanova ^{NCAA Tour.}		6	0-2	.000	0-2	.000	0-0	.000	0/0/0	2	0	0	0	0	0
Season Totals	4	152	9-31	.290	6-26	.231	8-10	.800	4/11/13	18	11	7	1	5	32

CAREER STATS


Year	G	GS	FG	FGA	Pct.	3FG	3FGA	Pct.	FT	FTA	Pct.	Pts.	Avg	Off Reb	Def Reb	Tot Reb	Avg	PF	DQ	A	TO	B	S	Min.
2002-03	28	5	32	82	.390	25	69	.362	10	17	.588	99	3.5	3	24	27	1.0	28	0	23	16	2	5	443
2003-04	18	0	8	17	.471	4	8	.500	2	2	1.000	22	1.2	2	5	7	0.4	13	0	6	4	0	3	93
2004-05	24	4	9	31	.290	6	26	.231	8	10	.800	32	1.3	4	9	13	0.5	18	0	11	7	1	5	152
Totals	70	9	49	130	.377	35	103	.340	20	29	.690	153	2.2	9	38	47	0.7	59	0	40	27	3	13	688

CAREER CONFERENCE STATS

Year	G	GS	FG	FGA	Pct.	3FG	3FGA	Pct.	FT	FTA	Pct.	Pts.	Avg	Off Reb	Def Reb	Tot Reb	Avg	PF	DQ	A	TO	B	S	Min.
2002-03	13	0	7	12	.583	6	10	.600	1	4	.250	21	1.6	0	7	7	0.5	11	0	5	4	0	1	126
2003-04	9	0	5	9	.556	3	4	.750	2	2	1.000	15	1.7	2	2	4	0.4	4	0	3	3	0	1	51
2004-05	12	4	5	18	.278	3	15	.200	4	6	.667	17	1.4	3	7	10	0.8	12	0	9	5	0	5	97
Totals	33	4	17	39	.436	12	29	.414	7	12	.583	53	1.6	5	16	21	0.6	26	0	16	12	0	7	272

CAREER POSTSEASON STATS

Year	G	GS	FG	FGA	Pct.	3FG	3FGA	Pct.	FT	FTA	Pct.	Pts.	Avg	Off Reb	Def Reb	Tot Reb	Avg	PF	DQ	A	TO	B	S	Min.
MWC '03	1	0	0	0	.000	0	0	.000	0	0	.000	0	0.0	0	1	1	1.0	0	0	0	0	0	0	7
MWC '04	1	0	0	0	.000	0	0	.000	0	0	.000	0	0.0	0	0	0	0.0	0	0	0	0	0	0	1
MWC '05	3	0	0	1	.000	0	1	.000	0	0	.000	0	0.0	0	0	0	0.0	0	0	0	0	0	0	7
NCAA '05	1	0	0	2	.000	0	2	.000	0	0	.000	0	0.0	0	0	0	0.0	2	0	0	0	0	0	6
2005	4	0	0	3	.000	0	3	.000	0	0	.000	0	0.0	0	0	0	0.0	2	0	0	0	0	0	13
MWC	5	0	0	1	.000	0	1	.000	0	0	.000	0	0.0	0	1	1	0.2	0	0	0	0	0	0	15
Totals	6	0	0	3	.000	0	3	.000	0	0	.000	0	0.0	0	1	1	0.2	2	0	0	0	0	0	21



DARREN PRENTICE • 24

Guard • 6-1 • 170 • Fr-HS • Alamogordo, N.M.

GENERAL INFORMATION/CAREER

- Quick, athletic guard who provided depth at the point
- Was granted a scholarship in April 2004 after the NCAA repealed the 5/8 rule
- 1st team all-state as a senior at Alamogordo HS

2005 MWC TOURNAMENT

- Played four minutes in two games
- Did not score in one minute against San Diego State
- Did not score in three minutes against BYU

2004-05 STATS/TRENDS

- Saw action in 25 games
- Averaged 1.9 ppg and 7.8 mpg
- First collegiate start at Utah

2004-05 HIGHLIGHTS

- Did not score in one minute against Colorado State...DNP previous three games
- Did not score in five minutes at Utah...Had one assist in his first collegiate start
- Scored five points on 2-2 shooting, 1-1 from 3-pt. range, in eight minutes at Air Force...had an assist, rebound, steal and no turnovers
- Did not score in 13 minutes at Texas-Arlington...Had two rebounds and an assist
- Career-highs with 11 points and three rebounds in 12 minutes against Mississippi Valley State...Went 3-6 from the floor, 1-2 from 3-pt. range and 4-7 from the FT line...Also had two assists
- Scored five points on 2-2 shooting, 1-1 from the FT line, in 13 minutes against Northern Colorado...Also had two rebounds and a season-high four assists
- Scored five points on 2-5 shooting, 1-3 from 3-pt. range, while also equalling a season-high with 18 minutes at New Mexico State
- Scored four points on 2-2 shooting in 15 minutes off the bench against Northern Arizona...Also had two rebounds, two assists and a steal.
- Came off the bench to score two points in seven minutes at Oregon
- Scored five points on 1-3 shooting, 3-4 from the FT line, in 18 minutes off the bench against Western New Mexico...Had a game-high three steals to go along with two assists

SUPERLATIVES

Points

Season...11 vs. Mississippi Valley State (12-28-04)

Rebounds

Season...3 vs. Mississippi Valley State (12-28-04)

Field Goals

Season...3 vs. Mississippi Valley State (12-28-04)

Field Goal Attempts

Season...6 vs. Mississippi Valley State (12-28-04)

Three-Point Field Goals

Season...1 (5 Times) Last at BYU (1-24-05)

Three-Point Field Goal Attempts

Season...3 at New Mexico State (12-4-04)

Free Throws

Season...4 vs. Mississippi Valley State (12-28-04)

Free Throw Attempts

Season...7 vs. Mississippi Valley State (12-28-04)

Assists

Season...4 vs. Northern Colorado (12-9-04)

Steals

Season...3 vs. Western New Mexico (11-19-04)

Blocked Shots

Season...1 vs. Santa Clara (11-13-04)

Minutes Played

Season...18 (Twice) Last at New Mexico State (12-4-04)

Miscellaneous

Season

Double-Figure Scoring
Led UNM in Steals

1
1

• PRENTICE GAME-BY-GAME STATS •


Opponent	GS	MP	FG-FGA	PCT	3P-3PA	PCT	FT-FTA	PCT	O/D/TOT.	PF	A	TO	BS	ST	TP
NC A&T		8	1-1	1.000	1-1	1.000	0-0	.000	0/1/1	1	1	2	0	0	3
Santa Clara		12	0-3	.000	0-2	.000	0-0	.000	0/0/0	1	2	0	1	0	0
Duquesne		5	0-1	.000	0-1	.000	0-2	.000	0/0/0	0	1	0	0	0	0
Western New Mexico		18	1-3	.333	0-2	.000	3-4	.750	0/1/1	1	2	1	0	3	5
at Oregon		7	1-2	.500	0-1	.000	0-0	.000	0/0/0	1	0	0	0	0	2
Northern Arizona		15	2-2	1.000	0-0	.000	0-1	.000	1/1/2	1	2	3	0	1	4
New Mexico State		10	0-0	.000	0-0	.000	0-0	.000	1/0/1	2	1	0	0	1	0
at New Mexico State		18	2-5	.400	1-3	.333	0-0	.000	0/0/0	0	0	1	0	0	5
Northern Colorado		13	2-2	1.000	0-0	.000	1-1	1.000	1/1/2	2	4	2	0	0	5
Arkansas-Pine Bluff		12	0-1	.000	0-1	.000	0-0	.000	0/2/2	0	0	2	0	0	0
Tennessee		5	0-1	.000	0-1	.000	0-0	.000	1/0/1	0	0	0	0	1	0
Wake Forest		4	0-0	.000	0-0	.000	0-0	.000	0/0/0	0	0	0	0	0	0
Mississippi Valley State		12	3-6	.500	1-2	.500	4-7	.571	2/1/3	1	2	1	0	0	11
Troy		8	1-2	.500	0-1	.000	2-2	1.000	0/1/1	0	1	1	0	0	4
at Texas-Arlington		13	0-0	.000	0-0	.000	0-2	.000	0/2/2	0	1	0	0	0	0
Wyoming		5	0-0	.000	0-0	.000	1-2	.500	1/0/1	1	1	1	0	0	1
at Air Force		8	2-2	1.000	1-1	.000	0-0	.000	0/1/1	1	1	0	0	1	5
at Utah		5	0-1	.000	0-1	.000	0-0	.000	0/0/0	1	1	0	0	0	0
at BYU		5	1-2	.500	1-1	1.000	0-0	.000	0/0/0	1	0	0	0	0	3
UNLV		1	0-0	.000	0-0	.000	0-0	.000	0/0/0	0	0	0	0	0	0
San Diego State		0+	0-0	.000	0-0	.000	0-0	.000	0/0/0	1	0	0	0	0	0
BYU		5	0-1	.000	0-1	.000	0-0	.000	0/0/0	0	1	1	0	2	0
Colorado State		1	0-1	.000	0-1	.000	0-0	.000	0/0/0	0	0	0	0	0	0
BYU ^{MWC Tour.}		3	0-0	.000	0-0	.000	0-0	.000	0/0/0	0	0	0	0	0	0
San Diego State ^{MWC Tour.}		1	0-0	.000	0-0	.000	0-0	.000	0/0/0	0	0	0	0	0	0
Season Totals		194	16-36	.444	5-20	.250	11-21	.524	7/11/18	15	21	15	1	9	48

CAREER CONFERENCE STATS

Year	G	GS	FG	FGA	Pct.	3FG	3FGA	Pct.	FT	FTA	Pct.	Pts.	Avg	Off Reb	Def Reb	Tot Reb	Avg	PF	DQ	A	TO	B	S	Min.
2004-05	8	1	3	7	.429	2	5	.400	1	2	.500	9	1.1	1	1	2	0.3	5	0	4	2	0	3	30

CAREER POSTSEASON STATS

Year	G	GS	FG	FGA	Pct.	3FG	3FGA	Pct.	FT	FTA	Pct.	Pts.	Avg	Off Reb	Def Reb	Tot Reb	Avg	PF	DQ	A	TO	B	S	Min.
MWC '05	2	0	0	0	.000	0	0	.000	0	0	.000	0	0.0	0	0	0	0.0	0	0	0	0	0	0	4



BLAKE HARDEN • 25

Guard/Forward • 6-4 • 180 • Fr-Tr • Pepperdine

GENERAL INFORMATION/CAREER

- Walk-on guard/forward who transferred to UNM after beginning his freshman year at Pepperdine in the fall of 2003
- Very athletic and provided depth at a variety of positions...Very good at position defense...Albe to guard bigger players for short periods of time

2005 NCAA TOURNAMENT

- Did not score in two minutes in a first-round loss against Villanova

2005 MWC TOURNAMENT

- Totaled just over one minute in three games
- Had one defensive rebound at the end of the half against Utah
- Did not score in less than a minutes against San Diego State
- Did not score in one minute against BYU

2004-05 STATS/TRENDS

- Became eligible for the Wake Forest game on 12-22-04...Sat out after transferring from Pepperdine in the spring of 2004
- Averaged 0.8 ppg, 0.7 rpg and 4.9 mpg in 22 games

2004-05 HIGHLIGHTS

- Did not score in one minute against BYU
- Did not score in five minutes against Colorado State
- Had one rebound and an assist in four minutes at San Diego State
- Scored five points on 2-3 shooting, 1-1 from the FT line, in 11 minutes against BYU...Most points in a MWC game
- Scored two points in five minutes at Wyoming
- Grabbed two rebounds in seven minutes at Utah
- Came off the bench in the second half to provide six valuable minutes against Wyoming when David Chiotti was in foul trouble and Danny Granger was out with an injury in an 89-75 win on 1-8-05...Scored four points, grabbed three rebounds and had two assists as an undersized power forward...Also drew a charge on defense
- Scored six points on 1-3 shooting, including 1-2 from 3-pt. range and 3-4 from the FT line, in 11 minutes against Mississippi Valley State
- Played one minute in his first game of eligibility against Wake Forest

SUPERLATIVES

Points

Season...6 vs. Mississippi Valley State (12-28-04)

Rebounds

Season...3 vs. Wyoming (1-8-05)

Field Goals

Season...2 vs. BYU (2-19-05)

Field Goal Attempts

Season...3 (Twice) Last vs. BYU (2-19-05)

Three-Point Field Goals

Season...1 vs. Mississippi Valley State (12-28-04)

Three-Point Field Goal Attempts

Season...2 vs. Mississippi Valley State (12-28-04)

Free Throws

Season...3 vs. Mississippi Valley State (12-28-04)

Free Throw Attempts

Season...4 vs. Mississippi Valley State (12-28-04)

Assists

Season...2 (Twice) Last vs. San Diego State (1-31-05)

Steals

Season...2 vs. San Diego State (1-31-05)

Blocked Shots

Season...1 vs. San Diego State (1-31-05)

Minutes Played

Season...16 vs. San Diego State (1-31-05)

• HARDEN GAME-BY-GAME STATS •

Opponent	GS	MP	FG-FGA	PCT	3P-3PA	PCT	FT-FTA	PCT	O/D/TOT.	PF	A	TO	BS	ST	TP
Wake Forest		1	0-0	.000	0-0	.000	0-0	.000	0/0/0	0	0	0	0	0	0
Mississippi Valley State		11	1-3	.333	1-2	.500	3-4	.750	2/0/2	1	0	2	0	0	6
Troy		4	0-0	.000	0-0	.000	0-0	.000	0/0/0	2	0	1	0	0	0
Texas-Arlington		1	0-0	.000	0-0	.000	0-0	.000	0/0/0	0	0	0	0	0	0
Wyoming		6	1-1	1.000	0-0	.000	2-2	1.000	2/1/3	0	2	0	0	0	4
at Air Force		3	0-0	.000	0-0	.000	0-0	.000	0/0/0	0	0	1	0	0	0
at Utah		7	0-0	.000	0-0	.000	0-0	.000	1/1/2	1	0	1	0	0	0
at BYU		10	0-0	.000	0-0	.000	1-2	.500	0/2/2	0	1	2	0	0	1
UNLV		4	0-0	.000	0-0	.000	0-0	.000	1/0/1	1	0	1	0	0	0
San Diego State		16	0-1	.000	0-0	.000	0-0	.000	1/0/1	0	2	0	1	2	0
at Colorado State		3	0-1	.000	0-0	.000	0-0	.000	0/0/0	0	0	0	0	0	0
at Wyoming		5	1-1	1.000	0-0	.000	0-0	.000	0/0/0	2	0	0	0	0	2
Air Force		7	0-0	.000	0-0	.000	0-0	.000	0/1/1	0	1	0	0	0	0
BYU		11	2-3	.667	0-0	.000	1-1	1.000	1/0/1	0	1	3	0	0	5
Utah		5	0-1	.000	0-0	.000	0-0	.000	0/1/1	1	0	0	0	0	0
at San Diego State		4	0-0	.000	0-0	.000	0-0	.000	0/1/1	0	1	0	0	0	0
at UNLV		2	0-0	.000	0-0	.000	0-0	.000	0/0/0	1	0	0	0	0	0
Colorado State		5	0-0	.000	0-0	.000	0-0	.000	0/0/0	1	0	0	0	1	0
BYU ^{JMWC Tour.}		1	0-1	.000	0-0	.000	0-0	.000	0/0/0	0	0	0	0	0	0
San Diego State ^{MWC Tour.}		0+	0-0	.000	0-0	.000	0-0	.000	0/0/0	1	0	0	0	0	0
Utah ^{MWC Tour.}		0+	0-0	.000	0-0	.000	0-0	.000	0/1/1	0	0	0	0	0	0
Villanova ^{NCAA Tour.}		2	0-0	.000	0-0	.000	0-0	.000	0/0/0	0	0	0	0	0	0
Totals		108	5-12	.417	1-2	.500	7-9	.778	8/8/16	11	8	11	1	3	18

CAREER CONFERENCE STATS

Year	G	GS	FG	FGA	Pct.	3FG	3FGA	Pct.	FT	FTA	Pct.	Pts.	Avg	Off Reb	Def Reb	Tot Reb	Avg	PF	DQ	A	TO	B	S	Min.
2004-05	14	0	4	8	.500	0	0	.000	4	5	.800	12	0.9	6	7	13	0.9	7	0	8	8	1	3	88

CAREER POSTSEASON STATS

Year	G	GS	FG	FGA	Pct.	3FG	3FGA	Pct.	FT	FTA	Pct.	Pts.	Avg	Off Reb	Def Reb	Tot Reb	Avg	PF	DQ	A	TO	B	S	Min.
MWC '05	3	0	0	1	.000	0	0	.000	0	0	.000	0	0.0	0	1	1	0.3	1	0	0	0	0	0	1
NCAA '05	1	0	0	0	.000	0	0	.000	0	0	.000	0	0.0	0	0	0	0.0	0	0	0	0	0	0	2
Totals	4	0	0	1	.000	0	0	.000	0	0	.000	0	0.0	0	1	1	0.3	1	0	0	0	0	0	3



TONY DANRIDGE • 32

Guard/Forward • 6-5 • 205 • Fr-HS • San Bernardino, Calif.

GENERAL INFORMATION/CAREER

- John Wooden Award winner as the top prep player in southern California's Division II
- Can play multiple positions due to his size and athletic ability
- MVP and slam-dunk champion in the 2004 San Bernardino/Riverside County All-Star game

2005 MWC TOURNAMENT

- Did not score in a first-round loss to Villanova...Went 0-3 from the floor with a rebound, block and steal in 12 minutes

2005 MWC TOURNAMENT

- Averaged 3.7 ppg in 15.3 mpg in three games...Shot 55.6% (5-9) from the field
- Went 0-2 from the field in 17 minutes against Utah...Had two rebounds and a steal
- Scored four points on 2-4 shooting in 13 minutes against San Diego State...Also had a rebound and an assist
- Scored seven points on 3-3 shooting in 16 minutes against BYU...Also had two rebounds and a steal

2004-05 STATS/TRENDS

- Averaged 3.0 ppg, 1.0 rpg and 12.1 mpg
- Saw action in every game this season

2004-05 HIGHLIGHTS

- Scored seven points on 3-3 shooting in 15 minutes against Colorado State...Also had two rebounds and a block
- Scored two points on 1-1 shooting in 10 minutes at UNLV
- Scored four points on 2-3 shooting in 13 minutes at San Diego State...Also grabbed two rebounds
- Scored 4 points on 2-3 shooting in 10 minutes against BYU
- Scored four points on 2-2 shooting to go with two rebounds and two steals in 12 minutes at Wyoming
- Scored two points on 1-3 shooting at Colorado State...Played 10 minutes and grabbed one rebound
- Scored five points on 2-3 shooting, 1-3 from the FT line, in 11 minutes against San Diego State...Also had one rebound and one assist
- Scored two points on 1-5 shooting in 15 minutes at BYU...Also had a career-high five rebounds
- Came off the bench to tie a season-high with 10 points in 18 minutes against Wyoming...Shot 5-6 from the floor and had an assist...Also had two crowd-pleasing slams in the first half
- Came off the bench to spark a 10-0 first half run, scoring six points on 2-3 shooting and 2-3 from the FT line, helping UNM take the lead for good against Texas-Arlington
- Scored four points on 2-5 shooting in 15 minutes against Northern Colorado...Also had two assists
- Scored four points on 2-4 shooting in 12 minutes against New Mexico State...Also had one rebound, an assist and a steal
- Scored six points on 1-4 shooting, 4-5 from the FT line, in 19 minutes off the bench against Northern Arizona.
- Scored 10 points against Western New Mexico...Went 4-6 from the field and 2-2 from the FT line in 20 minutes...Also had four rebounds and two assists

SUPERLATIVES

Points

Season...10 (Twice) Last vs. Wyoming (1-8-05)

Rebounds

Season...5 at BYU (1-24-05)

Field Goals

Season...5 vs. Wyoming (1-8-05)

Field Goal Attempts

Season...6 (Twice) Last vs. Wyoming (1-8-05)

Three-Point Field Goals

Season...none

Three-Point Field Goal Attempts

Season...none

Free Throws

Season...4 vs. Northern Arizona (11-27-04)

Free Throw Attempts

Season...5 vs. Northern Arizona (11-27-04)

Assists

Season...2 (Twice) Last vs. Northern Colorado (12-9-04)

Steals

Season...2 at Wyoming (2-7-05)

Blocked Shots

Season...1 (4 Times) Last vs. Villanova (3-18-05)

Minutes Played

Season...20 vs. Western New Mexico (11-19-04)

Miscellaneous

Double-Figure Scoring

Season

2

• DANRIDGE GAME-BY-GAME STATS •


Opponent	GS	MP	FG-FGA	PCT	3P-3PA	PCT	FT-FTA	PCT	O/D/TOT.	PF	A	TO	BS	ST	TP
NC A&T		17	2-3	.667	0-0	.000	0-2	.000	0/1/1	0	1	1	0	1	4
Santa Clara		19	2-4	.500	0-0	.000	0-0	.000	0/1/1	1	1	0	0	0	4
Duquesne		11	0-0	.000	0-0	.000	0-0	.000	0/0/0	2	0	0	0	0	0
Western New Mexico		20	4-6	.667	0-0	.000	2-2	.000	1/3/4	3	2	2	0	0	10
at Oregon		9	0-2	.000	0-0	.000	0-0	.000	0/0/0	2	0	0	0	0	0
Northern Arizona		19	1-4	.250	0-0	.000	4-5	.800	1/0/1	4	0	2	0	1	6
New Mexico State		12	2-4	.500	0-0	.000	0-0	.000	1/0/1	0	1	0	0	1	4
at New Mexico State		8	1-1	1.000	0-0	.000	0-0	.000	1/0/1	0	0	0	0	0	2
Northern Colorado		15	2-5	.400	0-0	.000	0-0	.000	1/0/1	0	2	0	0	0	4
Arkansas-Pine Bluff		19	1-5	.200	0-0	.000	0-0	.000	0/0/0	2	1	1	0	0	2
Tennessee		4	0-1	.000	0-0	.000	0-0	.000	0/0/0	0	0	0	0	0	0
Wake Forest		2	0-0	.000	0-0	.000	0-0	.000	0/0/0	0	0	0	0	0	0
Mississippi Valley State		15	2-4	.500	0-0	.000	1-2	.500	0/3/3	1	2	3	0	0	5
Troy		9	1-2	.500	0-0	.000	0-0	.000	0/1/1	1	0	1	0	0	2
at Texas-Arlington		7	2-3	.667	0-0	.000	2-3	.000	0/0/0	0	0	2	1	0	6
Wyoming		18	5-6	.833	0-0	.000	0-0	.000	0/0/0	4	1	0	0	0	10
at Air Force		13	0-0	.000	0-0	.000	0-0	.000	0/0/0	2	1	2	0	0	0
at Utah		13	0-2	.000	0-0	.000	0-0	.000	1/0/1	1	0	1	0	1	0
at BYU		15	1-5	.200	0-0	.000	0-0	.000	2/3/5	1	0	0	0	0	2
UNLV		10	0-1	.000	0-0	.000	0-0	.000	0/0/0	0	0	0	1	1	0
San Diego State		11	2-3	.667	0-0	.000	1-3	.333	1/0/1	1	1	0	0	0	5
at Colorado State		10	1-3	.333	0-0	.000	0-0	.000	1/0/1	0	0	0	0	0	2
at Wyoming		12	2-2	1.000	0-0	.000	0-0	.000	1/1/2	1	0	0	0	2	4
Air Force		2	0-0	.000	0-0	.000	0-0	.000	0/0/0	0	0	1	0	0	0
BYU		10	2-3	.667	0-0	.000	0-0	.000	0/0/0	1	0	1	0	0	4
Utah		3	0-0	.000	0-0	.000	0-0	.000	0/0/0	1	0	0	0	0	0
at San Diego State		13	2-3	.667	0-0	.000	0-0	.000	1/1/2	2	0	0	0	0	4
at UNLV		10	1-1	1.000	0-0	.000	0-0	.000	0/0/0	1	0	0	0	0	2
Colorado State		15	3-3	1.000	0-0	.000	1-2	.500	2/0/2	3	0	0	1	0	7
BYU ^{MWC Tour.}		16	3-3	1.000	0-0	.000	1-4	.250	0/2/2	4	0	0	0	1	7
San Diego State ^{MWC Tour.}		13	2-4	.500	0-0	.000	0-0	.000	0/1/1	1	1	2	0	0	4
Utah ^{MWC Tour.}		17	0-2	.000	0-0	.000	0-0	.000	1/1/2	1	0	0	0	1	0
Villanova ^{NCAA Tour.}		12	0-3	.000	0-0	.000	0-0	.000	1/0/1	2	0	2	1	1	0
Season Totals		399	44-88	.500	0-0	.000	12-23	.522	16/18/34	43	14	21	4	10	100

CAREER CONFERENCE STATS

Year	G	GS	FG	FGA	Pct.	3FG	3FGA	Pct.	FT	FTA	Pct.	Pts.	Avg	Off	Def	Tot	Avg	PF	DQ	A	TO	B	S	Min.
														Reb	Reb	Reb								
2004-05	14	0	19	32	.594	0	0	.000	2	5	.400	40	2.9	9	5	14	1.0	18	0	3	5	2	4	155

CAREER POSTSEASON STATS

Year	G	GS	FG	FGA	Pct.	3FG	3FGA	Pct.	FT	FTA	Pct.	Pts.	Avg	Off	Def	Tot	Avg	PF	DQ	A	TO	B	S	Min.
														Reb	Reb	Reb								
2004-05	3	0	5	9	.556	0	0	.000	1	4	.250	11	3.7	1	4	5	1.7	6	0	1	2	0	2	46
NCAA '05	1	0	0	3	.000	0	0	.000	0	0	.000	0	0.0	1	0	1	1.0	2	0	0	2	1	1	12
Totals	4	0	5	12	.417	0	0	.000	1	4	.250	11	2.8	2	4	6	1.5	8	0	1	4	1	3	58



DANNY GRANGER • 33

Forward • 6-8 • 225 • Sr-1L • Metairie, La.

GENERAL INFORMATION/CAREER

- Talented forward who transferred from Bradley in January of 2003
- Had off-season surgery to repair a torn tendon in his right shoulder...Suffered the injury during the 2003-04 season, but played through the pain
- **2005 3rd Team All-American (Basketball Times)**
- **2005 Honorable Mention All-American (AP)**
- **2005 1st Team All-Mountain West Conference**
- Dick Vitale's 2005 All-Rolls Royce 5th Team
- 2005 NABC 1st Team All-District 13
- 2005 USBWA All-District 8
- 2005 Scout.com honorable mention All-American
- 2005 MWC MVP by CollegeInsider.com
- 2004 Comcast Lobo Invitational All-Tournament team
- Nominated for the 2005 Bayer Advantage Senior CLASS Award...The Senior CLASS Award recognizes these student athletes for great achievement on the court and in the classroom while staying in school....CLASS stands for Celebrating Loyalty and Achievement for Staying in School
- Injured his left knee in the Wyoming game on 1/8/05...Left the game with 6:27 left in the first half and did not return...Had minor arthroscopic surgery on January 10 to repair a tear in his lateral meniscus...DNP at Air Force, Utah and BYU
- 91 career blocks is sixth all-time at UNM
- Finished six points shy of 1,000 for his Lobo career, despite playing three semesters

2005 NCAA TOURNAMENT

- Tied for game-high with 15 points on 5-16 shooting, 1-5 from 3-pt. range and 4-6 from the FT line, in a first-round loss to Villanova...Recorded his third straight double-double with 12 rebounds...Also had a block and steal in a career high 40 minutes

2005 MWC TOURNAMENT

- **2005 MWC Tournament MVP**
- Averaged 24.3 ppg, 11.0 rpg, 3.7 apg, 3.0 bpg, and 1.7 spg in three games....Shot 57.1% (24-42) from the field, 44.4% (4-9) from 3-pt. range and 91.3% (21-23) from the FT line in the three games
- Season-high 28 points on 9-17 shooting, 2-3 from 3-pt. range and 8-8 from the FT line, in a career-high 39 minutes...Grabbed 11 rebounds for his 12th double-double of the season...Also had three assists and a steal...Scored the team's final eight points, including 4-4 from the FT line
- Scored 22 points on 8-12 shooting, 1-3 from 3-pt. range and 5-6 from the FT line, in 37 minutes against San Diego State...11th double-double of the year with 14 rebounds...Added three assists, season-high five blocks and a steal...Five blocks were the most by a Lobo in a conference tournament game in school history
- Scored 23 points on 7-13 shooting, 1-3 from 3-pt. range and 8-9 from the FT line, in 29 minutes against BYU...Also had eight rebounds, five assists, four blocks and three steals in the game

2004-05 STATS/TRENDS

- Led the team with 18.8 ppg, 8.9 rpg, 2.1 spg and 2.0 bpg and 13 double-doubles
- Shot 52.4% from the field and 43.3% from 3-pt. range
- Second in the MWC in scoring, steals and blocks, 3rd in rebounding and 3-pt. FG%
- Was one rebound shy of a double-double six times
- **Only player in the NCAA averaging 18.8 ppg, 8.9 rpg, 2 bpg, 2 spg and 2 apg**
- First player in school history to record 60 assists, blocks and steals in a season
- 60 blocks are the 10th highest season mark in school history
- 63 steals are the seventh most in a season at UNM

SUPERLATIVES

Points	Season...25 at Texas-Arlington (1-3-05)
	Career...37 at Evansville (1-11-03)*
Rebounds	Season...15 (Twice) Last at New Mexico State (12-4-04)
	Career...20 vs. Pepperdine (11-20-02)*
Field Goals	Season...9 (3 Times) Last at UNLV (2-28-05)
	Career...13 at Evansville (1-11-03)*
Field Goal Attempts	Season...17 at UNLV (2-28-05)
	Career...21 vs. Pepperdine (11-20-02)*
Three-Point Field Goals	Season...5 vs. Santa Clara (11-13-04)
	Career...same
Three-Point Field Goal Attempts	Season...7 at UNLV (2-28-05)
	Career...same
Free Throws	Season...13 vs. Wake Forest (12-22-04)
	Career...14 at Colorado State (3-6-04)
Free Throw Attempts	Season...15 vs. Wake Forest (12-22-04)
	Career...18 at Colorado State (3-6-04)
Assists	Season...6 at New Mexico State (12-4-04)
	Career...same
Steals	Season...5 (5 Times) Last vs. Colorado State (3-5-05)
	Career...8 vs. Penn State (12-29-03)
Blocked Shots	Season...5 (Twice) Last vs. San Diego State (3-11-05)
	Career...7 vs. Southwest Missouri St. (12-20-02)*
Minutes Played	Season...37 (Twice) Last vs. San Diego State (3-11-05)
	Career...40 vs. Villanova (3-18-05)

*while at Bradley

Miscellaneous	Season	@UNM	Career
Double-Figure Scoring	29	49	79
Double Figure Rebounds	14	21	34
Double-Doubles	13	20	31
Led UNM in Scoring	19	37	—
Led UNM in Rebounds	22	39	—
Led UNM in Assists	8	14	—
Led UNM in Steals	12	20	—
Scored 20+ Points	14	24	30
Scored 30+ Points	0	2	3
Grabbed 15+ Rebounds	2	4	6
Grabbed 20+ Rebounds	0	0	1

2004-05 HIGHLIGHTS

- Scored 19 points on 7-12 shooting, 5-8 from the FT line, in 33 minutes against Colorado State...Had four rebounds, four assists and five steals
- Scored 22 points on 9-17 shooting, 2-7 from 3-pt. range and 2-4 from the FT line, in 33 minutes at UNLV...Also had eight rebounds...FG and 3-pt. FG attempts were both career-highs...22 points were the most in a conference game this season
- Scored 17 points on 5-9 shooting, 2-4 from 3-pt. range and 5-6 from the FT line...Tied a season-low with only two rebounds...Played 32 minutes despite foul trouble...Led the team with three assists
- Scored 15 points on 5-12 shooting, 2-4 from 3-pt. range, in 29 minutes against Utah...Also grabbed a team-high nine rebounds to go with three blocks and two steals
- Scored 20 points on 7-9 shooting, 2-3 from 3-pt. range and 9-11 from the FT line, in 25 minutes against BYU...Also had three rebounds, five assists and two steals
- Scored 17 points on 4-12 shooting, 9-11 from the FT line in 36 minutes against Air Force...10th double-double of the season with 14 rebounds...Also had three assists
- Scored 19 points on 7-14 shooting in 30 minutes at Wyoming...Went 2-3 from 3-pt. range and had five assists
- Ninth double-double of the year with 11 points and 10 rebounds in 34 minutes at Colorado State...Went 3-14 from the floor, 1-4 from 3-pt. range and 4-5 from the FT line...Also had an assist, two blocks and a steal
- Scored 11 points on 4-12 shooting against UNLV in his first game back after knee surgery...Eighth double-double of the season with 10 rebounds...Added five assists, two blocks and four steals
- Season-high 25 points on 9-13 shooting, 4-5 from 3-pt. range, in 36 minutes at Texas Arlington...Also had a season-high five blocks, game-high 10 rebounds and tied for the team lead with three assists...Recorded his seventh double-double of the season
- Scored 21 points on 6-8 shooting, 2-2 from 3-pt. range and 7-8 from the FT line, in 23 minutes against Mississippi Valley State...Also had three assists and a game-high nine rebounds
- Scored game-high 24 points on 5-15 shooting, season-high 13-15 from the FT line, in a season-high 37 minutes against Wake Forest...Grabbed nine rebounds and tied a season-high with four blocks
- Scored 20 points, 17 in the second half, on 6-11 shooting in 32 minutes against Tennessee...Went 2-5 from 3-pt. range and 6-9 from the FT line...Also had four rebounds, three blocks and three steals
- Sixth double, third consecutive, with 18 points and 12 rebounds in 22 minutes against Arkansas-Pine Bluff...Went 6-10 from the field, 2-4 from 3-pt. range and 4-5 from the FT line...Tied for team-high with three assists
- 22 points and 15 rebounds at New Mexico State...Had eight offensive rebounds while shooting 8-15 from the field and 2-3 from 3-pt. range...Also had three blocks and one steal
- Game-high 24 points on 9-14 shooting, 1-3 from 3-pt. range, in 31 minutes against New Mexico State...Had three rebounds, two blocks and two steals
- Game-high 24 points and 10 rebounds in 21 minutes against Northern Arizona...Went 9-12 from the field, 2-3 from 3-pt. range and 4-5 from the FT line...Season-high five steals...Scored 16 points on 7-7 shooting in just 12 minutes in the second half
- Scored 19 points and grabbed a game-high 15 rebounds in 36 minutes at Oregon...Shot 7-15 from the field, 1-5 from 3-pt. range and 4-6 from the FT line...Also had four blocks and four steals...15 rebounds tied his second-highest mark at UNM
- Scored 18 points on 5-10 shooting, 5-6 from 3-pt. range, in 25 minutes against Santa Clara...Also grabbed a game-high 10 rebounds for first double-double of the season...Five 3-pt. FG's is a career-high

2003-04 JUNIOR SEASON

- Named 1st Team All-MWC, 1st Team All-District 13 by the National Association of Basketball Coaches and All-District 8 by the National Basketball Writers Association for the 2003-04 season • Earned Bob King Team MVP at the men's basketball awards banquet for 2003-04 • Played and started in 22 games after becoming eligible on Dec. 21, 2003 • Twice named MWC Player of the Week (Dec. 22-28 and Jan. 18-25) • Averaged 19.5 ppg (1st in the MWC), 9.0 rpg (5th in the MWC), 1.32 spg (7th in the MWC), 1.41 bpg (4th in the MWC)...first in school history to lead team in each category • Shot 49.1% from the floor, 33.3% from 3-pt. range and 76.0% from the FT line • Scored 30 points twice (both against Wyoming) and 20+ points 10 times • Became just the second Lobo in the past 33 years to average more than 19 points and 9 rebounds for an entire season, joining Luc Longley (19.1 and 9.2 in 1991), Willie Long (23.9/12.9 in 1970 and 23.9/10.6 in '71), Mel Daniels (21.2/10.3 in 1966 and 21.5/11.6 in '67) and Ira Harge (21.1 and 13.2 in 1963) • A Lobo has now led the MWC in scoring four times in the past five years...Lamont Long averaged 18.7 ppg in 2000, while Ruben Douglas averaged 18.1 ppg in 2002 and a nation-leading 28.0 ppg in 2003 • Led the team in scoring in 18 of 22 games...led in rebounding in 16 times

2002-03 SOPHOMORE SEASON (BRADLEY)

Averaged 19.2 ppg and 7.9 rpg - both team highs - in 14 games as a sophomore before transferring to UNM • Recorded five double-doubles • Scored a career-high 37 points against Evansville (1-11-03) in his final game at Bradley • Had 29 points and 20 rebounds against Pepperdine (11-22-02)

2001-02 FRESHMAN SEASON (BRADLEY)

Missouri Valley All-Freshman Team • Averaged 11.1 ppg, 7.1 rpg and 24.6 mpg • Recorded six double-doubles

• GRANGER GAME-BY-GAME STATS •

Opponent	GS	MP	FG-FGA	PCT	3P-3PA	PCT	FT-FTA	PCT	O/D/TOT.	PF	A	TO	BS	ST	TP
N.C. A&T	*	28	5-8	.625	0-0	.000	8-14	.571	1/4/5	2	3	6	2	3	18
Santa Clara	*	25	5-10	.500	5-6	.833	3-4	.750	1/9/10	1	1	2	2	2	18
Duquesne	*	31	3-8	.375	1-4	.250	7-13	.538	2/6/8	3	1	4	2	3	14
Western New Mexico	*	20	2-6	.333	0-0	.000	5-6	.833	4/7/11	0	1	2	1	2	9
at Oregon	*	36	7-15	.467	1-5	.200	4-6	.667	6/9/15	4	1	3	4	4	19
Northern Arizona	*	21	9-12	.750	2-3	.667	4-5	.800	2/8/10	2	0	3	0	5	24
New Mexico State	*	31	9-14	.642	1-3	.333	5-6	.833	0/3/3	1	1	1	2	2	24
at New Mexico State	*	30	8-15	.533	2-3	.667	4-4	1.000	8/7/15	2	6	2	3	1	22
Northern Colorado	*	27	6-9	.667	0-0	.000	9-10	.900	5/6/11	1	1	3	1	5	21
Arkansas-Pine Bluff	*	22	6-10	.600	2-4	.500	4-5	.800	2/10/12	1	3	2	1	0	18
Tennessee	*	32	6-11	.545	2-5	.400	6-9	.667	1/3/4	4	2	1	3	3	20
Wake Forest	*	37	5-14	.357	1-4	.250	13-15	.867	2/7/9	3	0	1	4	1	24
Mississippi Valley State	*	23	6-8	.750	2-2	1.000	7-8	.875	2/7/9	2	3	1	0	1	21
Troy	*	28	6-10	.600	1-2	.500	3-4	.750	1/8/9	2	4	1	4	5	16
at Texas-Arlington	*	36	9-13	.692	4-5	.800	3-5	.600	2/8/10	4	3	2	5	1	25
Wyoming	*	12	5-7	.714	2-2	1.000	0-0	.000	1/1/2	0	0	1	3	1	12
at Air Force	DNP		Injured												
at Utah	DNP		Injured												
at BYU	DNP		Injured												
UNLV	*	35	4-12	.333	0-6	.000	3-5	.600	3/7/10	1	5	5	2	4	11
San Diego State	*	29	6-10	.600	3-6	.500	6-7	.857	1/8/9	4	3	1	3	2	21
at Colorado State	*	34	3-14	.214	1-4	.250	4-5	.800	2/8/10	4	1	2	2	1	11
at Wyoming	*	30	7-14	.500	2-3	.667	3-6	.500	1/8/9	4	5	4	1	1	19
Air Force	*	36	4-12	.333	0-2	.000	9-11	.818	3/11/14	1	3	3	2	1	17
BYU	*	25	7-9	.778	2-3	.667	4-4	1.000	2/1/3	1	5	1	0	2	20
Utah	*	29	5-12	.417	2-4	.500	3-5	.600	0/9/9	4	1	2	3	2	15
at San Diego State	*	32	5-9	.556	2-4	.500	5-6	.833	0/2/2	4	3	2	0	0	17
at UNLV	*	33	9-17	.529	2-7	.286	2-4	.500	1/7/8	3	0	6	0	0	22
Colorado State	*	33	7-12	.529	0-3	.000	5-8	.625	1/3/4	3	4	0	0	5	19
BYU ^{MWC Tourn.}	*	27	7-13	.538	1-3	.333	8-9	.889	3/5/8	2	5	2	4	3	23
San Diego State ^{MWC Tourn.}	*	37	8-12	.667	1-3	.333	5-6	.833	4/10/14	3	3	3	5	1	22
Utah ^{MWC Tourn.}	*	39	9-17	.529	2-3	.667	8-8	1.000	5/6/11	2	3	4	0	1	28
Villanova ^{NCAA Tourn.}	*	40	5-16	.313	1-5	.200	4-6	.667	3/9/12	4	0	2	1	1	15
Season Totals	30	900	183-349	.524	45-104	.433	154-204	.755	69/197/266	72	71	72	60	63	565

CAREER STATS

Year	G	GS	FG	FGA	Pct.	3FG	3FGA	Pct.	FT	FTA	Pct.	Pts.	Avg	Off Reb	Def Reb	Tot Reb	Avg	PF	DQ	A	TO	B	S	Min.
2001-02*	29	17	111	249	.446	3	17	.176	98	124	.790	323	11.1	79	128	207	7.1	107	5	21	55	70	37	712
2002-03*	14	13	99	191	.518	6	20	.300	65	95	.684	269	19.2	32	79	111	7.9	54	4	16	31	19	19	380
@Bradley	43	30	210	440	.477	9	37	.243	163	219	.774	592	13.8	111	207	318	7.4	161	9	37	86	89	58	1,092
2003-04	22	22	136	277	.491	24	72	.333	133	175	.760	429	19.5	58	139	197	9.0	69	2	46	59	31	29	703
2004-05	30	30	183	349	.524	45	104	.433	154	204	.755	565	18.8	69	197	266	8.9	72	0	71	72	60	63	900
@UNM	52	52	319	626	.510	69	176	.392	287	379	.757	994	19.1	127	336	463	8.9	141	2	117	131	91	92	1,603
Totals	95	82	529	1,066	.496	78	213	.366	450	598	.753	1,586	16.7	238	543	781	8.2	302	11	154	217	180	150	2,695

*while at Bradley

CAREER CONFERENCE STATS

Year	G	GS	FG	FGA	Pct.	3FG	3FGA	Pct.	FT	FTA	Pct.	Pts.	Avg	Off Reb	Def Reb	Tot Reb	Avg	PF	DQ	A	TO	B	S	Min.
2003-04	14	14	84	173	.486	15	46	.326	91	125	.728	274	19.6	32	83	115	8.2	48	2	29	37	23	16	454
2004-05	11	11	62	128	.484	16	44	.364	44	61	.721	184	16.7	15	65	80	7.3	29	0	30	27	16	19	328
Totals	25	25	146	301	.485	31	90	.344	135	186	.736	458	18.3	47	148	195	7.8	77	2	59	64	39	35	782

CAREER POSTSEASON STATS

	G	GS	FG	FGA	Pct.	3FG	3FGA	Pct.	FT	FTA	Pct.	Pts.	Avg	Off Reb	Def Reb	Tot Reb	Avg	PF	DQ	A	TO	B	S	Min.
MWC '04	1	1	5	12	.417	0	2	.000	4	5	.800	14	14.0	1	7	8	8.0	4	0	3	2	0	0	33
MWC '05	3	3	24	42	.571	4	9	.444	21	23	.913	73	24.3	12	21	33	11.0	7	0	11	9	9	5	105
NCAA '05	1	1	5	16	.313	1	5	.200	4	6	.667	15	15.0	3	9	12	12.0	4	0	0	2	1	1	40
2005	4	4	29	58	.500	5	14	.357	25	29	.862	88	22.0	15	30	45	11.3	11	0	11	11	10	6	145
MWC	4	4	29	54	.537	4	11	.364	25	28	.893	87	21.8	13	28	41	10.3	11	0	14	11	9	5	138
Totals	5	5	34	70	.486	5	16	.313	29	34	.853	102	20.4	16	37	53	10.6	15	0	14	13	10	6	178



SEAN PHALER • 35

Forward • 6-9 • 195 • Fr-RS • Anaheim Hills, Calif.

GENERAL INFORMATION/CAREER

- Initially signed with UCLA out of high school under former head coach Steve Lavin...Was let out of national letter of intent by current Bruin head coach Ben Howland
- Name is pronounced FAY-ler
- Redshirt last season after car accident on June 26, 2003, left him with two broken vertebrae
- Considered a top-100 prospect at Villa Park HS
- Excellent outside shooter who plays mostly the small forward position
- High energy player who became a crowd favorite at The Pit
- Decided to transfer due to personal reasons on April 14, 2005

2005 NCAA TOURNAMENT

- Had a rebound in two minutes in a first-round loss to Villanova

2005 MWC TOURNAMENT

- Had two rebounds in three minutes against BYU

2004-05 STATS/TRENDS

- Averaged 2.5 ppg, 1.0 rpg and 4.1 mpg in 27 games
- Shot 39.1% from the field and 31.3% from 3-pt. range...Missed last 11 3-pt. FGs
- Scored in double figures three times this season
- Has scored 68 points in 111 minutes this season
- 10 of his 18 FGs have been from behind the arc

2004-05 HIGHLIGHTS

- Did not score in two minutes against Colorado State
- Scored two points in one minute at San Diego State
- Played less than a minute against Air Force...Received a technical foul in the first half for shoving Falcon forward Nick Welch
- Scored two points in two minutes against San Diego State
- Scored seven points in 13 minutes off the bench at BYU...Went 1-6 from the floor and 5-5 from the FT line...Also had three rebounds
- Scored three points on 1-2 shooting, 1-1 from the FT line, in four minutes against Wyoming
- Scored 14 points and got three rebounds in just seven minutes against Mississippi Valley State...Went 4-7 from the floor, 3-6 from 3-pt. range and 3-4 from the FT line
- Scored two points on 2-2 shooting from the FT line in three minutes against Wake Forest...Also grabbed two rebounds
- Scored 10 points on 3-4 shooting, 2-3 from 3-pt. range and 2-2 from the FT line, in eight minutes against Northern Colorado...Also had an assist, steal and rebound
- Scored a game-high 16 points on 5-10 shooting, 4-7 from 3-pt. range in 16 minutes against Western New Mexico...Also had seven rebounds and two blocks in the game

SUPERLATIVES

Points

Season...16 vs. Western New Mexico (11-19-04)

Rebounds

Season...7 vs. Western New Mexico (11-19-04)

Field Goals

Season...5 vs. Western New Mexico (11-19-04)

Field Goal Attempts

Season...10 vs. Western New Mexico (11-19-04)

Three-Point Field Goals

Season...4 vs. Western New Mexico (11-19-04)

Three-Point Field Goal Attempts

Season...7 vs. Western New Mexico (11-19-04)

Free Throws

Season...5 at BYU (1-24-05)

Free Throw Attempts

Season...5 at BYU (1-24-05)

Assists

Season...1 (3 Times) Last at BYU (1-24-05)

Steals

Season...1 (3 Times) Last vs. Colorado State (3-5-05)

Blocked Shots

Season...2 vs. Western New Mexico (11-19-04)

Minutes Played

Season...16 vs. Western New Mexico (11-19-04)

Miscellaneous

Season

Double-Figure Scoring
Led UNM in Scoring

3
1

• PHALER GAME-BY-GAME STATS •

Opponent	GS	MP	FG-FGA	PCT	3P-3PA	PCT	FT-FTA	PCT	O/D/TOT.	PF	A	TO	BS	ST	TP
NC A&T		3	0-1	.000	0-1	.000	1-2	.500	1/0/1	0	0	2	0	0	1
Santa Clara		3	0-1	.000	0-1	.000	2-2	1.000	1/0/1	3	0	1	0	0	2
Duquesne		0+	0-0	.000	0-0	.000	0-0	.000	0/0/0	0	0	0	0	0	0
Western New Mexico		16	5-10	.500	4-7	.000	2-2	.000	2/5/7	3	0	0	2	1	16
at Oregon		3	0-0	.000	0-0	.000	0-0	.000	0/0/0	2	1	1	0	0	0
Northern Arizona		3	0-0	.000	0-0	.000	0-2	.000	0/1/1	2	1	1	0	0	0
New Mexico State		2	0-0	.000	0-0	.000	0-0	.000	0/0/0	1	0	1	0	0	0
Northern Colorado		8	3-4	.750	2-3	.667	2-2	1.000	0/1/1	1	1	0	0	1	10
Arkansas-Pine Bluff		9	0-1	.000	0-1	.000	4-4	1.000	1/2/3	2	1	1	0	0	4
Tennessee		1	0-0	.000	0-0	.000	0-0	.000	0/0/0	0	0	0	0	0	0
Wake Forest		3	0-1	.000	0-0	.000	2-2	1.000	2/0/2	1	0	1	0	0	2
Mississippi Valley State		7	4-7	.571	3-6	.500	3-4	.750	3/0/3	3	0	1	0	0	14
Troy		8	1-2	.500	1-2	.500	0-0	.000	0/1/1	1	0	0	0	0	3
at Texas-Arlington		2	0-1	.000	0-1	.000	0-0	.000	0/0/0	0	0	0	0	0	0
Wyoming		4	1-2	.500	0-1	.000	1-1	1.000	0/0/0	0	0	0	0	0	3
at Air Force		5	1-1	1.000	0-0	.000	0-0	.000	1/0/1	1	0	0	0	0	2
at Utah		3	0-1	.000	0-1	.000	0-0	.000	0/0/0	0	0	0	0	0	0
at BYU		13	1-6	.167	0-2	.000	5-5	1.000	2/1/3	0	1	0	0	0	7
UNLV		4	0-1	.000	0-1	.000	0-0	.000	0/0/0	0	0	0	0	0	0
San Diego State		2	1-2	.500	0-1	.000	0-0	.000	0/1/1	0	0	0	0	0	2
at Colorado State		3	0-0	.000	0-0	.000	0-0	.000	0/0/0	0	0	0	0	0	0
at Wyoming		0+	0-1	.000	0-1	.000	0-0	.000	0/0/0	1	0	0	0	0	0
Air Force		1	0-0	.000	0-0	.000	0-0	.000	0/0/0	1	0	1	0	0	0
at San Diego State		1	1-2	.500	0-1	.000	0-0	.000	0/0/0	0	0	1	0	0	2
Colorado State		2	0-1	.000	0-1	.000	0-0	.000	0/0/0	0	0	0	0	1	0
BYU ^{MWC Tour.}		3	0-0	.000	0-0	.000	0-0	.000	0/2/2	1	0	0	0	0	0
Villanova ^{NCAA Tour.}		2	0-1	.000	0-1	.000	0-0	.000	0/1/1	0	0	0	0	0	0
Season Totals		111	18-46	.391	10-32	.313	22-26	.846	13/15/28	23	5	11	2	3	68

CAREER CONFERENCE STATS

Year	G	GS	FG	FGA	Pct.	3FG	3FGA	Pct.	FT	FTA	Pct.	Pts.	Avg	Off Reb	Def Reb	Tot Reb	Avg	PF	DQ	A	TO	B	S	Min.
2004-05	11	0	5	17	.294	0	9	.000	6	6	1.000	16	1.5	3	2	5	0.5	3	0	1	2	0	1	38

CAREER POSTSEASON STATS

Year	G	GS	FG	FGA	Pct.	3FG	3FGA	Pct.	FT	FTA	Pct.	Pts.	Avg	Off Reb	Def Reb	Tot Reb	Avg	PF	DQ	A	TO	B	S	Min.
MWC '05	1	0	0	0	.000	0	0	.000	0	0	.000	0	0.0	0	2	2	2.0	1	0	0	0	0	0	3
NCAA '05	1	0	0	1	.000	0	1	.000	0	0	.000	0	0.0	0	1	1	1.0	0	0	0	0	0	0	2
Totals	2	0	0	1	.000	0	1	.000	0	0	.000	0	0.0	0	3	3	1.5	1	0	0	0	0	0	5

2004-05 Miscellaneous Statistics

Top Single Game Individual Performances...

NEW MEXICO

Points:	28, Danny Granger vs. Utah
FG Made:	9, (4 Times) Last by Danny Granger at Texas-Arlington
FG Att:	17, (Twice) Last by Danny Granger at UNLV
FG% (5 att. min):	1.000 (8-8), (Twice) Last by Danny Granger vs. Utah
3-Pt FG Made:	7, Troy DeVries vs. TROY
3-Pt FG Att:	10, (3 Times) Last by Troy DeVries vs. TROY
FT Made:	13, Danny Granger vs. WAKE FOREST
FT Att:	15, Danny Granger vs. WAKE FOREST
FT% (7 att):	.900 (9-10), Danny Granger vs. NORTHERN COLORADO
Rebounds:	15, (Twice) Last by Danny Granger at New Mexico State
Assists:	12, Mark Walters vs. BYU
Steals:	5, (5 Times) Last by Danny Granger vs. COLORADO STATE
Blocks:	5, (Twice) Danny Granger vs. San Diego State

OPPONENT

24, (3 Times) Last by Jay Straight, Wyoming
11, Andrew Bogut, Utah
19, Brandon Heath, San Diego State
.900 (9-10), Jared Jensen, BYU
5, (4 Times) Last by Matt McCraw, AIR FORCE
10, (Twice) Last by Randy Foye, Villanova
9, Marcus Slaughter, San Diego State
11, Marcus Slaughter, San Diego State
.857 (6-7), (Twice) Last by Dion Sherrell, Wyoming
20, Andrew Bogut, Utah
12, Jay Straight, Wyoming
4, (Twice) Last by Jay Straight, Wyoming
4, (3 Times) Last by Derek Dawes, BYU

NEW MEXICO'S RECORD WHEN...

	MWC	All
leading at the half:	9-0	25-1
trailing at the half:	1-4	1-6
tied at the half:	0-0	0-0
outshoot opponent:	8-1	24-2
outshot by opponent:	2-3	2-5
shooting tied:	0-0	0-0
outrebound opponent:	3-1	15-2
outrebounded by opponent:	5-3	9-5
rebounds tied:	2-0	2-0
commit fewer turnovers:	5-1	13-3
commit more turnovers:	4-3	10-4
turnovers tied:	1-0	3-0
UNM shoots 50% or better:	6-1	17-1
UNM shoots below 50%:	4-3	9-6
opponent shoots 50% or better:	2-3	3-4
opponent shoots less than 50%:	8-1	23-3
UNM out-scores opponent in 2nd half:	7-1	20-2
opponent out-scores UNM in 2nd half:	2-3	5-5
scoring tied in the second half:	1-0	1-0

UNM scores between:

	30-39	40-49	50-59	60-69	70-79	80-89	90-99	100+
All	0-0	0-1	1-2	5-2	7-2	8-0	4-0	1-0
MWC	0-0	0-0	1-2	3-1	3-1	2-0	1-0	0-0

Opponent scores between:

	30-39	40-49	50-59	60-69	70-79	80-89	90-99	100+
All	0-0	1-0	11-1	7-3	6-1	1-2	0-0	0-0
MWC	0-0	1-0	3-0	3-3	3-0	0-1	0-0	0-0

FT% IN LAST 3 MINUTES-OVERTIME

	MWC	Pct.	All	Pct.
Chiotti	8-9	.889	10-11	.909
Collins	1-2	.500	5-9	.556
Danridge	1-1	1.000	2-5	.400
DeVries	2-5	.400	11-19	.579
Granger	11-19	.579	25-36	.694
Harden	3-4	.750	4-6	.667
Hart	3-4	.750	3-4	.750
Neale	5-6	.833	8-10	.800
Osby	0-1	.000	1-2	.500
Phaler	3-3	1.000	7-8	.875
Prentice	1-2	.500	4-7	.571
Wall	2-2	1.000	3-4	.750
Walter	2-2	1.000	2-2	1.000
Walters	17-18	.944	29-32	.906
UNM	61-80	.763	116-157	.739
Opponents	41-54	.759	93-130	.715

RECORDS OF UNM LINEUPS

Chiotti, Granger, Walters,
DeVries, Collins (14-2)

Chiotti, Neale, Walters,
DeVries, Collins (0-2)

Choitti, Neale, Walters,
DeVries, Prentice (0-1)

Choitti, Neale, Walters,
DeVries, Hart (3-1)

Choitti, Neale, Granger,
Walters, DeVries (9-1)

GAMES SCORING DOUBLE FIGURES

Granger	28
Chiotti	21
Neale	20
DeVries	17
Walters	16
Collins	6
Phaler	3
Danridge	2
Prentice	1
Wall	1

GAMES LEADING UNM IN SCORING

Granger	19
Walters	5
DeVries	4
Chiotti	2
Neale	2
Collins	1
Phaler	1
Wall	1

DOUBLE-DOUBLE

Granger	13
Walters	2
Chiotti	1

DOUBLE FIGURE REBOUNDS

Granger	14
Chiotti	2

GAMES LEADING UNM IN REBOUNDS

Granger	22
Chiotti	5
Neale	5
Walters	2
Osby	2
DeVries	1

DUNKS

Granger	24
Neale	23
Chiotti	20
Danridge	9
Walters	4
Osby	1

CHARGES DRAWN

Walters	12
Chiotti	11
Granger	6
Harden	3
Neale	2
Osby	2
Prentice	1
Phaler	1
Wall	1

WIN-LOSS BY DAY

Monday:	5-3
Tuesday:	1-0
Wednesday:	2-1
Thursday:	2-0
Friday:	3-1
Saturday:	11-2
Sunday:	2-0

WIN-LOSS BY MONTH

November:	5-1
December:	7-1
January:	4-3
February:	6-1
March:	4-1

NEW MEXICO WIN-LOSS POINT DIFFERENTIAL

All	1	2	3	4	5	6	7	8	9	10	11-15	16-20	20+
WIN	0	0	0	2	0	0	0	2	1	1	7	7	6
LOSS	0	1	0	1	0	0	0	1	0	1	2	1	0

MWC	1	2	3	4	5	6	7	8	9	10	11-15	16-20	20+
WIN	0	0	0	1	0	0	0	1	0	0	5	3	0
LOSS	0	1	0	0	0	0	0	0	0	1	2	0	0

2004-05 New Mexico Men's Basketball
New Mexico Game-by-Game Points-Rebounds-Assists (as of Mar 18, 2005)
All games

Opponent	Date	Score	00	01	02	03	05	13	20	21	22
			WL OSBY,BAMB	WALTER,KE	DEVRIES,T	COLLINS,K	WALTERS,M	CHIOTTI,D	WALL,RYAN	NEALE,ALF	HART,JEFF
NORTH CAROLINA A & T	11-12-04	75-59	W	5- 7- 0	DNP	8- 3- 3	10- 4- 1	4- 2- 3	18- 5- 3	0- 1- 0	2- 1- 3
SANTA CLARA	11-13-04	93-59	W	0- 4- 1	6- 2- 1	12- 0- 5	7- 3- 4	19- 1- 2	4- 5- 2	2- 0- 1	16- 3- 1
DUQUESNE	11-14-04	82-74	W	0- 1- 0	DNP	3- 2- 3	19- 4- 3	19- 3- 4	10- 5- 1	0- 0- 0	17- 8- 1
WESTERN NEW MEXICO	11/19/04	93-53	W	4- 4- 0	4- 1- 1	9- 1- 2	7- 1- 6	8- 1- 1	10- 6- 0	0- 0- 1	4- 4- 1
at Oregon	11-22-04	75-79	L	0- 1- 0	DNP	8- 1- 4	4- 0- 2	14- 9- 1	13- 5- 1	DNP	15- 5- 2
NORTHERN ARIZONA	11/27/04	81-70	W	0- 6- 0	0- 1- 0	11- 1- 3	7- 0- 1	4- 5- 4	14- 4- 5	0- 0- 0	11- 8- 1
NEW MEXICO STATE	12/01/04	99-80	W	4- 0- 0	DNP	16- 2- 2	18- 2- 5	18- 3-10	11- 6- 2	DNP	4- 4- 0
at New Mexico State	12/04/04	84-66	W	5- 2- 0	DNP	8- 1- 0	10- 3- 3	17- 3- 1	5-10- 2	DNP	10- 3- 2
NORTHERN COLORADO	12/9/04	86-52	W	2- 2- 0	3- 2- 0	11- 1- 2	6- 3- 6	2- 1- 1	14-11- 1	3- 1- 0	5- 3- 1
ARKANSAS-PINE BLUFF	12/12/04	77-53	W	7- 9- 0	2- 1- 0	11- 1- 1	8- 2- 1	6- 3- 3	11- 5- 1	1- 1- 1	4- 4- 3
TENNESSEE	12/18/04	77-58	W	0- 0- 1	DNP	16- 2- 5	6- 1- 1	14- 3- 1	11- 8- 0	DNP	10- 9- 3
WAKE FOREST	12/22/04	64-81	L	0- 0- 0	DNP	9- 3- 0	4- 2- 2	9- 3- 2	3- 6- 3	DNP	13- 3- 2
MISSISSIPPI VALLEY ST.	12/28/04	101-68	W	2- 2- 1	0- 0- 0	22- 3- 2	6- 3- 3	5- 5- 5	6- 7- 1	0- 0- 3	3- 3- 4
TROY	12/29/04	88-66	W	0- 1- 0	DNP	27- 4- 6	8- 1- 6	8- 4- 2	8- 5- 0	DNP	12- 7- 1
at Texas-Arlington	1/3/05	64-55	W	0- 2- 0	DNP	7- 3- 1	2- 1- 2	9- 4- 2	10- 6- 3	0- 0- 0	5- 1- 0
WYOMING	1/8/05	89-75	W	0- 4- 1	DNP	15- 1- 4	13- 3- 3	6- 6- 2	14- 3- 1	DNP	11- 4- 3
at Air Force	1-15-05	62-64	L	2- 0- 0	DNP	6- 3- 6	2- 3- 1	13- 7- 2	17- 3- 0	DNP	15- 6- 1
at UTAH	01/22/05	58-69	L	7- 4- 0	DNP	19- 4- 2	8- 1- 2	10- 2- 1	9- 2- 1	0- 0- 2	5- 2- 0
at Brigham Young	01/24/05	53-68	L	0- 1- 0	DNP	6- 3- 0	7- 4- 4	9- 2- 0	4- 4- 1	2- 1- 0	12- 6- 2
UNLV	01/29/05	62-58	W	0- 0- 0	DNP	6- 1- 5	DNP	15- 7- 0	11- 2- 1	1- 1- 0	12- 4- 0
SDSU	01/31/05	88-71	W	0- 1- 0	0- 0- 0	18- 6- 4	DNP	13- 5- 3	5- 1- 0	0- 0- 0	20- 6- 5
at Colorado State	2-5-05	55-47	W	2- 4- 0	DNP	3- 5- 1	DNP	2- 3- 3	8- 4- 2	12- 1- 2	10- 4- 1
at Wyoming Cowboys	2-7-05	71-81	L	2- 1- 0	DNP	13- 3- 3	DNP	3- 1- 0	11- 6- 0	3- 2- 2	14- 4- 3
AIR FORCE	02/14/05	63-52	W	1- 0- 0	DNP	7- 3- 2	DNP	6- 3- 5	14- 7- 0	0- 0- 0	18- 3- 2
BYU	02/19/05	91-72	W	1- 0- 0	8- 0- 1	15- 4- 5	DNP	7- 2- 3	16- 5- 2	0- 0- 2	15- 5- 0
UTAH	02/21/05	65-54	W	0- 0- 0	3- 0- 0	7- 2- 3	DNP	22- 6- 1	10- 1- 2	0- 0- 0	8- 9- 1
at SAN DIEGO STATE	02-26-05	78-61	W	0- 0- 0	2- 0- 0	13- 2- 1	DNP	20- 6- 2	14- 8- 2	0- 1- 1	6- 3- 1
at UNLV	02/28/05	77-66	W	DNP	0- 0- 0	18- 4- 1	DNP	14- 2- 4	18- 6- 4	0- 0- 0	3- 2- 4
COLORADO ST.	03/05/05	72-61	W	0- 1- 0	0- 1- 1	11- 1- 1	DNP	10- 2- 4	9- 5- 1	3- 2- 2	11- 1- 0
vs Brigham Young Univ	03-10-05	85-71	W	5- 1- 2	6- 0- 0	3- 1- 3	DNP	12- 4-12	12- 2- 1	2- 2- 2	15- 7- 1
vs San Diego State Univ	03-11-05	77-67	W	0- 0- 0	DNP	15- 5- 1	DNP	9- 3- 5	10- 6- 2	0- 1- 0	17- 4- 1
vs University of Utah	03-12-05	60-56	W	0- 0- 0	0- 0- 0	9- 1- 1	DNP	7- 1- 1	7- 1- 2	0- 1- 0	9- 4- 1
vs Villanova	3/18/05	47-55	L	DNP	0- 0- 0	2- 1- 2	DNP	14- 6- 2	5- 9- 2	2- 1- 0	9- 4- 0

Opponent	Date	Score	24	25	32	33	35
			WL PRENTICE,	HARDEN,BL	DANRIDGE,	GRANGER,D	PHALER,SE
NORTH CAROLINA A & T	11-12-04	75-59	W	3- 1- 1	DNP	4- 1- 1	18- 5- 3
SANTA CLARA	11-13-04	93-59	W	0- 0- 2	DNP	4- 1- 1	18-10- 1
DUQUESNE	11-14-04	82-74	W	0- 0- 1	DNP	0- 0- 0	14- 8- 1
WESTERN NEW MEXICO	11/19/04	93-53	W	5- 1- 2	DNP	10- 4- 2	9-11- 1
at Oregon	11-22-04	75-79	L	2- 0- 0	DNP	0- 0- 0	19-15- 1
NORTHERN ARIZONA	11/27/04	81-70	W	4- 2- 2	DNP	6- 1- 0	24-10- 0
NEW MEXICO STATE	12/01/04	99-80	W	0- 1- 1	DNP	4- 1- 1	24- 3- 1
at New Mexico State	12/04/04	84-66	W	5- 0- 0	DNP	2- 1- 0	22-15- 6
NORTHERN COLORADO	12/9/04	86-52	W	5- 2- 4	DNP	4- 1- 2	21-11- 1
ARKANSAS-PINE BLUFF	12/12/04	77-53	W	0- 2- 0	DNP	2- 0- 1	18-12- 3
TENNESSEE	12/18/04	77-58	W	0- 1- 0	DNP	0- 0- 0	20- 4- 2
WAKE FOREST	12/22/04	64-81	L	0- 0- 0	0- 0- 0	24- 9- 0	2- 2- 0
MISSISSIPPI VALLEY ST.	12/28/04	101-68	W	11- 3- 2	6- 2- 0	5- 3- 2	21- 9- 3
TROY	12/29/04	88-66	W	4- 1- 1	0- 0- 0	2- 1- 0	16- 9- 4
at Texas-Arlington	1/3/05	64-55	W	0- 2- 1	0- 0- 0	6- 0- 0	25-10- 3
WYOMING	1/8/05	89-75	W	1- 1- 1	4- 3- 2	10- 0- 1	12- 2- 0
at Air Force	1-15-05	62-64	L	5- 1- 1	0- 0- 0	0- 0- 1	DNP
at UTAH	01/22/05	58-69	L	0- 0- 1	0- 2- 0	0- 1- 0	DNP
at Brigham Young	01/24/05	53-68	L	3- 0- 0	1- 2- 1	2- 5- 0	DNP
UNLV	01/29/05	62-58	W	0- 0- 0	0- 1- 0	0- 0- 0	11-10- 5
SDSU	01/31/05	88-71	W	0- 0- 0	0- 1- 2	5- 1- 1	21- 9- 3
at Colorado State	2-5-05	55-47	W	DNP	0- 0- 0	2- 1- 0	11-10- 1
at Wyoming Cowboys	2-7-05	71-81	L	DNP	2- 0- 0	4- 2- 0	19- 9- 5
AIR FORCE	02/14/05	63-52	W	DNP	0- 1- 1	0- 0- 0	17-14- 3
BYU	02/19/05	91-72	W	0- 0- 1	5- 1- 1	4- 0- 0	20- 3- 5
UTAH	02/21/05	65-54	W	DNP	0- 1- 0	0- 0- 0	15- 9- 1
at SAN DIEGO STATE	02-26-05	78-61	W	DNP	0- 1- 1	4- 2- 0	17- 2- 3
at UNLV	02/28/05	77-66	W	DNP	0- 0- 0	2- 0- 0	22- 8- 0
COLORADO ST.	03/05/05	72-61	W	0- 0- 0	0- 0- 0	7- 2- 0	19- 4- 4
vs Brigham Young Univ	03-10-05	85-71	W	0- 0- 0	0- 0- 0	7- 2- 0	23- 8- 5
vs San Diego State Univ	03-11-05	77-67	W	0- 0- 0	0- 0- 0	4- 1- 1	22-14- 3
vs University of Utah	03-12-05	60-56	W	DNP	0- 1- 0	0- 2- 0	28-11- 3
vs Villanova	3/18/05	47-55	L	DNP	0- 0- 0	0- 1- 0	15-12- 0

2004-05 New Mexico Men's Basketball
New Mexico Season Schedule/Results & Leaders (as of Mar 18, 2005)
All games

RECORD:	OVERALL	HOME	AWAY	NEUTRAL
ALL GAMES.....	(26-7)	(18-1)	(5-5)	(3-1)
CONFERENCE.....	(10-4)	(7-0)	(3-4)	(0-0)
NON-CONFERENCE.....	(16-3)	(11-1)	(2-1)	(3-1)

DATE	TIME	OPPONENT		SCORE	ATTEND	HIGH POINTS	HIGH REBOUNDS
11-12-04	6:05 PM MST	NORTH CAROLINA A & T	W	75-59	12436	(18)GRANGER, Danny (18)CHIOTTI, David	(7)OSBY, Bambale
11-13-04	6:05 PM MST	SANTA CLARA	W	93-59	12608	(19)WALTERS, Mark	(10)GRANGER, Danny
11-14-04	4:15 PM MST	DUQUESNE	W	82-74	11317	(19)WALTERS, Mark (19)COLLINS, Kris	(8)GRANGER, Danny (8)NEALE, Alfred
11/19/04	7:05 PM MST	WESTERN NEW MEXICO	W	93-53	11898	(16)PHALER, Sean	(11)GRANGER, Danny
11-22-04	7 p.m.	at Oregon		75-79	L 9087	(19)GRANGER, Danny	(15)GRANGER, Danny
11/27/04	1:05 PM MST	NORTHERN ARIZONA	W	81-70	12061	(24)GRANGER, Danny	(10)GRANGER, Danny
12/01/04	7:05 PM MST	NEW MEXICO STATE	W	99-80	15812	(24)GRANGER, Danny	(6)CHIOTTI, David
12/04/04	7:05 p.m.	at New Mexico State	W	84-66	8125	(22)GRANGER, Danny	(15)GRANGER, Danny
12/9/04	7:05 PM MST	NORTHERN COLORADO	W	86-52	12178	(21)GRANGER, Danny	(11)CHIOTTI, David (11)GRANGER, Danny
12/12/04	3:05 PM MST	ARKANSAS-PINE BLUFF	W	77-53	12846	(18)GRANGER, Danny	(12)GRANGER, Danny
12/18/04	7:35 PM MST	TENNESSEE	W	77-58	15311	(20)GRANGER, Danny	(9)NEALE, Alfred
12/22/04	7:05 PM MST	WAKE FOREST		64-81	L 18018	(24)GRANGER, Danny	(9)GRANGER, Danny
12/28/04	6:05 PM MST	MISSISSIPPI VALLEY ST.	W	101-68	12003	(22)DEVRIES, Troy	(9)GRANGER, Danny
12/29/04	8:15 PM MST	TROY	W	88-66	12557	(27)DEVRIES, Troy	(9)GRANGER, Danny
1/3/05	7 p.m.	at Texas-Arlington	W	64-55	847	(25)GRANGER, Danny	(10)GRANGER, Danny
1/8/05	7:05 PM MST	* WYOMING	W	89-75	17130	(15)DEVRIES, Troy	(6)WALTERS, Mark
1-15-05	4:05 pm	* at Air Force		62-64	L 5187	(17)CHIOTTI, David	(7)WALTERS, Mark
01/22/05	1:04 p.m.	* at UTAH		58-69	L 12031	(19)DEVRIES, Troy	(4)DEVRIES, Troy (4)OSBY, Bambale
01/24/05	8:07 PM	* at Brigham Young		53-68	L 12161	(12)NEALE, Alfred	(6)NEALE, Alfred
01/29/05	7:05 PM MST	* UNLV	W	62-58	16038	(15)WALTERS, Mark	(10)GRANGER, Danny
01/31/05	7:05 PM MST	* SDSU	W	88-71	14875	(21)GRANGER, Danny	(9)GRANGER, Danny
2-5-05	8:00 p.m.	* at Colorado State	W	55-47	4434	(12)WALL, Ryan	(10)GRANGER, Danny
2-7-05	7:07 p.m.	* at Wyoming Cowboys		71-81	L 6497	(19)GRANGER, Danny	(9)GRANGER, Danny
02/14/05	10:05 PM MST	* AIR FORCE	W	63-52	13311	(18)NEALE, Alfred	(14)GRANGER, Danny
02/19/05	7:05 PM MST	* BYU	W	91-72	16087	(20)GRANGER, Danny	(5)CHIOTTI, David (5)NEALE, Alfred
02/21/05	7:05 PM MST	* UTAH	W	65-54	17360	(22)WALTERS, Mark	(9)NEALE, Alfred (9)GRANGER, Danny
02-26-05	7:07 pm PST	* at SAN DIEGO STATE	W	78-61	7069	(20)WALTERS, Mark	(8)CHIOTTI, David
02/28/05	9:00 PM	* at UNLV	W	77-66	11199	(22)GRANGER, Danny	(8)GRANGER, Danny
03/05/05	7:05 PM MST	* COLORADO ST.	W	72-61	18018	(19)GRANGER, Danny	(5)CHIOTTI, David
03-10-05	7:00pm	vs Brigham Young University	W	85-71		(23)GRANGER, Danny	(8)GRANGER, Danny
03-11-05	10:00pm	vs San Diego State University	W	77-67	9415	(22)GRANGER, Danny	(14)GRANGER, Danny
03-12-05	8:15 p.m.	vs University of Utah	W	60-56	10628	(28)GRANGER, Danny	(11)GRANGER, Danny
3/18/05	2:14 PM CT	vs Villanova		47-55	L 17018	(15)GRANGER, Danny	(12)GRANGER, Danny

* - Conference game

ATTENDANCE SUMMARY	GAMES	TOTALS	AVG/GAME
HOME.....	19	271864	14309
AWAY.....	10	76637	7664
NEUTRAL.....	4	37061	9265
TOTAL.....	33	385562	11684

2004-05 New Mexico Men's Basketball
New Mexico Combined Team Statistics (as of Mar 18, 2005)
All games

RECORD:	OVERALL	HOME	AWAY	NEUTRAL
ALL GAMES.....	(26-7)	(18-1)	(5-5)	(3-1)
CONFERENCE.....	(10-4)	(7-0)	(3-4)	(0-0)
NON-CONFERENCE.....	(16-3)	(11-1)	(2-1)	(3-1)

##	Player	GP-GS	Min--Avg	---TOTAL---		---3-PTS---		---REBOUNDS---				PF	FO	A	TO	Blk	Stl	Pts	Avg	
				FG-FGA	Pct	3FG-FGA	Pct	FT-FTA	Pct	Off	Def									Tot
33	GRANGER, Danny.....	30-30	900 30.0	183-349	.524	45-104	.433	154-204	.755	69	197	266	8.9	72	0	71	72	60	63	565 18.8
02	DEVRIES, Troy.....	33-33	1011 30.6	119-263	.452	93-206	.451	33-62	.532	7	71	78	2.4	51	0	84	63	1	27	364 11.0
05	WALTERS, Mark.....	33-33	974 29.5	121-253	.478	35-94	.372	71-95	.747	32	86	118	3.6	75	1	92	55	10	43	348 10.5
13	CHIOTTI, David.....	33-33	902 27.3	129-239	.540	1-4	.250	83-119	.697	55	114	169	5.1	73	2	49	66	20	27	342 10.4
21	NEALE, Alfred.....	33-13	868 26.3	121-232	.522	59-145	.407	40-57	.702	35	109	144	4.4	62	0	51	32	6	16	341 10.3
03	COLLINS, Kris.....	19-18	464 24.4	55-108	.509	3-25	.120	39-68	.574	8	33	41	2.2	38	1	56	43	2	23	152 8.0
32	DANRIDGE, Tony.....	33-0	399 12.1	44-88	.500	0-0	.000	12-23	.522	16	18	34	1.0	43	0	14	21	4	10	100 3.0
35	PHALER, Sean.....	27-0	111 4.1	18-46	.391	10-32	.313	22-26	.846	13	15	28	1.0	23	0	5	11	2	3	68 2.5
01	WALTER, Kellen.....	15-0	62 4.1	12-20	.600	8-16	.500	2-3	.667	2	6	8	0.5	6	0	4	8	0	2	34 2.3
24	PRENTICE, Darren...	25-1	194 7.8	16-36	.444	5-20	.250	11-21	.524	7	11	18	0.7	15	0	21	15	1	9	48 1.9
00	OSBY, Bambale.....	31-0	229 7.4	16-28	.571	0-0	.000	17-38	.447	21	37	58	1.9	44	1	6	22	6	7	49 1.6
22	HART, Jeff.....	24-4	152 6.3	9-31	.290	6-26	.231	8-10	.800	4	9	13	0.5	18	0	11	7	1	5	32 1.3
20	WALL, Ryan.....	25-0	226 9.0	7-28	.250	3-14	.214	14-20	.700	6	10	16	0.6	27	0	19	25	1	14	31 1.2
25	HARDEN, Blake.....	22-0	108 4.9	5-12	.417	1-2	.500	7-9	.778	8	8	16	0.7	11	0	8	11	1	3	18 0.8
TEAM.....										44	76	120	3.6	0		4				

Total.....	33	6600	855-1733	.493	269-688	.391	513-755	.679	327	800	1127	34.2	558	5	491	455	115	252	2492	75.5
Opponents.....	33	6600	774-1860	.416	218-692	.315	355-513	.692	370	689	1059	32.1	667	-	442	480	108	234	2121	64.3

TEAM STATISTICS	NM	OPP	DATE	OPPONENT	W/L	SCORE	ATTEND	

SCORING.....	2492	2121	11-12-04	NORTH CAROLINA A & T	W	75-59	12436	
Points per game.....	75.5	64.3	11-13-04	SANTA CLARA	W	93-59	12608	
Scoring margin.....	+11.2	-	11-14-04	DUQUESNE	W	82-74	11317	
FIELD GOALS-ATT.....	855-1733	774-1860	11/19/04	WESTERN NEW MEXICO	W	93-53	11898	
Field goal pct.....	.493	.416	11-22-04	at Oregon	L	75-79	9087	
3 POINT FG-ATT.....	269-688	218-692	11/27/04	NORTHERN ARIZONA	W	81-70	12061	
3-point FG pct.....	.391	.315	12/01/04	NEW MEXICO STATE	W	99-80	15812	
3-pt FG made per game..	8.2	6.6	12/04/04	at New Mexico State	W	84-66	8125	
FREE THROWS-ATT.....	513-755	355-513	12/9/04	NORTHERN COLORADO	W	86-52	12178	
Free throw pct.....	.679	.692	12/12/04	ARKANSAS-PINE BLUFF	W	77-53	12846	
REBOUNDS.....	1127	1059	12/18/04	TENNESSEE	W	77-58	15311	
Rebounds per game.....	34.2	32.1	12/22/04	WAKE FOREST	L	64-81	18018	
Rebounding margin.....	+2.1	-	12/28/04	MISSISSIPPI VALLEY ST.	W	101-68	12003	
ASSISTS.....	491	442	12/29/04	TROY	W	88-66	12557	
Assists per game.....	14.9	13.4	1/3/05	at Texas-Arlington	W	64-55	847	
TURNOVERS.....	455	480	*1/8/05	WYOMING	W	89-75	17130	
Turnovers per game.....	13.8	14.5	*1-15-05	at Air Force	L	62-64	5187	
Turnover margin.....	+0.8	-	*01/22/05	at UTAH	L	58-69	12031	
Assist/turnover ratio..	1.1	0.9	*01/24/05	at Brigham Young	L	53-68	12161	
STEALS.....	252	234	*01/29/05	UNLV	W	62-58	16038	
Steals per game.....	7.6	7.1	*01/31/05	SDSU	W	88-71	14875	
BLOCKS.....	115	108	*2-5-05	at Colorado State	W	55-47	4434	
Blocks per game.....	3.5	3.3	*2-7-05	at Wyoming Cowboys	L	71-81	6497	
WINNING STREAK.....	0	-	*02/14/05	AIR FORCE	W	63-52	13311	
Home win streak.....	9	-	*02/19/05	BYU	W	91-72	16087	
ATTENDANCE.....	271864	113698	*02/21/05	UTAH	W	65-54	17360	
Home games-Avg/Game....	19-14309	10-7664	*02-26-05	at SAN DIEGO STATE	W	78-61	7069	
Neutral site-Avg/Game..	-	4-9265	*02/28/05	at UNLV	W	77-66	11199	
			*03/05/05	COLORADO ST.	W	72-61	18018	

SCORE BY PERIODS:	1st	2nd	Total	03-10-05	vs Brigham Young University	W	85-71	-
			----	03-11-05	vs San Diego State University	W	77-67	9415
New Mexico.....	1170	1322	-	03-12-05	vs University of Utah	W	60-56	10628
Opponents.....	958	1163	-	3/18/05	vs Villanova	L	47-55	17018

Game 1

North Carolina A&T 59
New Mexico 75

Nov. 12, 2004 • Albuquerque, N.M. (NABC)

N. C. A&T	MP	FG-A	3P-A	FT-A	REB	PF	A	TO	B	S	TP
Roberts*	24	2-5	0-0	0-0	0-1-1	4	1	1	1	1	4
Alvis*	21	4-6	0-0	0-0	2-2-4	2	0	2	0	3	8
Hayes*	14	0-2	0-1	0-0	1-1-2	2	1	1	0	1	2
Carter*	13	0-2	0-1	0-0	0-0-0	1	4	2	0	0	4
Booker*	26	5-10	3-5	5-6	0-1-1	2	1	7	1	2	18
Guions	17	1-5	0-3	0-0	4-1-5	2	1	2	0	1	2
Koger	17	1-8	0-6	0-0	0-0-0	2	0	0	0	0	2
Chaplain	7	2-4	0-1	0-0	2-1-3	2	0	0	0	0	4
Powell	19	0-4	0-1	0-0	1-1-2	2	1	2	0	1	0
Morrison	9	0-2	0-2	0-0	0-1-1	0	1	0	0	0	0
Crumpton	6	1-1	1-1	0-0	0-0-0	0	0	1	0	0	3
Wills	9	0-1	0-0	4-4	3-0-3	0	1	0	0	0	4
Booth	5	2-4	0-1	0-0	0-0-0	0	0	0	0	0	4
Davis	8	1-1	0-0	0-0	0-1-1	4	0	3	0	0	2
Morgan	5	3-4	2-2	0-0	0-0-0	3	0	0	0	0	8
Team					1-0-1						
TOTALS	200	22-59	6-24	9-10	14-10-24	26	11	21	2	9	59
FG% (37.3)		3Pt% (25.0)			FT% (90.0)						

New Mexico	MP	FG-A	3P-A	FT-A	REB	PF	A	TO	B	S	TP
Chiotti*	26	8-9	0-0	2-2	1-4-5	0	3	2	1	0	18
Granger*	28	5-8	0-0	8-14	1-4-5	2	3	6	2	3	18
DeVries*	23	3-5	2-4	0-0	1-2-3	3	3	4	0	2	8
Collins*	28	2-4	0-1	6-8	1-3-4	2	1	3	1	3	10
Walters*	24	2-3	0-1	0-0	0-2-2	3	3	0	2	4	0
Osby	11	2-4	0-0	1-2	4-3-7	2	0	1	1	0	5
Wall	6	0-0	0-0	0-0	0-1-1	1	0	2	0	0	0
Neale	20	1-3	0-2	0-0	0-1-1	2	3	2	0	0	2
Hart	6	0-0	0-0	2-2	0-1-1	0	0	1	0	0	2
Prentice	8	1-1	1-1	0-0	0-1-1	1	1	2	0	0	3
Danridge	17	2-3	0-0	0-2	0-1-1	0	1	1	0	1	4
Phaler	3	0-1	0-1	1-2	1-0-1	0	0	2	0	0	1
Team					3-1-4						
TOTALS	200	26-41	3-10	20-32	12-24-36	16	18	26	5	11	75
FG% (63.4)		3Pt% (30.0)			FT% (62.5)						

Attendance: 12,436 Technical Fouls: None
Officials: Hall, Wood Eggers UNM's Record: 1-0

North Carolina A&T 31 28 - 59
New Mexico 38 37 - 75

GAME NOTES

- The Lobos improve to 73-29 all-time in season openers, including a 37-record since the 1962-63 season. UNM also improves to 73-25 in home openers and have now won 40 of their last 44.
- UNM opened the second half with a 10-1 run over the first eight minutes. They led by 25 points (67-42) with 6:05 left in the game.
- New Mexico outscored NC A&T in the paint, 44-22, and 11-2 on fast break points.

Game 4

Western N.M. 53
New Mexico 93

Nov. 19, 2004 • Albuquerque, N.M.

Western N.M.	MP	FG-A	3P-A	FT-A	REB	PF	A	TO	B	S	TP
Martinez*	19	2-4	0-1	0-0	2-1-3	0	0	0	0	1	4
Grimes*	19	1-5	0-2	3-5	1-3-4	2	1	1	0	0	5
Enriquez*	24	2-11	1-7	0-0	2-1-3	3	4	4	0	1	5
Malone*	29	2-8	1-1	0-2	0-3-3	3	4	4	0	1	5
Sells*	23	5-9	3-4	0-1	0-1-1	3	1	5	0	2	13
Clarkson	18	0-6	0-4	2-4	1-2-3	0	0	0	1	0	2
Jackson	19	2-5	1-4	0-0	0-0-0	0	1	0	0	0	5
Crevelone	10	2-6	1-3	0-0	1-1-2	0	1	0	0	0	5
Taylor	6	0-0	0-0	0-0	0-0-0	5	0	0	0	0	0
Gaiser	7	1-2	0-0	0-0	0-0-0	1	0	0	0	0	2
Voorhees	2	0-0	0-0	0-0	1-0-1	1	0	1	0	0	2
Newell	24	3-6	1-2	0-0	2-2-4	3	1	2	2	0	7
Team					2-4-6						
TOTALS	200	20-62	8-28	5-12	12-18-30	23	10	18	6	4	53
FG% (32.3)		3Pt% (28.6)			FT% (41.7)						

New Mexico	MP	FG-A	3P-A	FT-A	REB	PF	A	TO	B	S	TP
Chiotti*	17	5-7	0-0	0-0	1-5-6	1	0	1	0	0	10
Granger*	20	2-6	0-0	5-6	4-7-11	0	1	2	1	2	9
DeVries*	15	3-4	3-4	0-0	0/1/1	1	2	0	0	1	9
Collins*	19	3-5	0-1	1-2	0/1/1	1	6	1	0	1	7
Walters*	12	4-5	0-1	0-0	0/1/1	0	1	0	0	1	8
Osby	15	1-2	0-0	2-4	0/4/4	2	0	1	1	1	4
Walter	11	2-3	0-1	0-1	0/1/1	0	1	1	0	0	4
Wall	8	0-2	0-0	0-0	0-0-0	0	1	1	0	0	0
Neale	19	1-6	0-4	2-4	1-3-4	1	1	0	0	0	4
Hart	10	2-3	1-1	2-2	1-0-1	2	2	0	0	0	7
Prentice	18	1-3	0-2	3-4	0-1-1	1	2	1	0	3	5
Danridge	20	4-6	0-0	2-2	1-3-4	3	2	2	0	10	10
Phaler	16	5-10	4-7	2-2	2-5-7	3	0	0	2	1	16
Team					4-1-5						
TOTALS	200	33-62	8-21	19-27	14-33-47	15	19	10	4	10	93
FG% (53.2)		3Pt% (38.1)			FT% (70.4)						

Attendance: 11,898 Technical Fouls: Neale, Phaler
Officials: McCall, Danner, Curry UNM's Record: 4-0

Western N.M. 21 32 - 53
New Mexico 43 50 - 93

GAME NOTES

- The Lobos continue their best start since the 1998-99 season with the win over the Mustangs.
- The Lobo starters did not play near their average minutes, giving the reserve players some much-needed experience. Senior Danny Granger did not score in double figures for just the second time in his Lobo career.
- Even with the younger players in most of the second half, the Lobos still outscored WNMU, 50-32.

Game 2

Santa Clara 58
New Mexico 93

Nov. 13, 2004 • Albuquerque, N.M. (NABC)

Santa Clara	MP	FG-A	3P-A	FT-A	REB	PF	A	TO	B	S	TP
Niesen*	27	7-16	0-0	3-3	1-2-3	3	0	1	0	0	17
Legge*	16	0-0	0-0	1-2	0-0-0	1	0	1	0	0	1
Bailey*	30	2-8	0-4	0-0	1-3-4	2	5	2	0	0	4
Perkins*	30	3-8	0-4	4-5	1-6-7	4	3	6	0	3	10
Rohde*	15	1-4	1-3	0-0	0-1-1	1	1	0	0	0	3
Angley	14	3-6	1-3	0-0	0-0-0	1	0	1	0	0	7
Dougherty	16	2-4	0-0	0-0	0-2-2	1	0	0	0	1	4
Neuburger	2	0-0	0-0	0-0	0-0-0	0	0	0	1	0	0
Henke	13	0-2	0-0	1-2	1-2-3	2	0	2	0	0	1
Borchart	5	1-1	0-0	1-1	1-2-3	0	1	1	0	0	3
Parham	23	2-4	0-0	5-6	3-0-3	3	0	2	1	0	9
Tibbitts	9	0-2	0-0	0-0	0-1-1	1	0	0	0	0	0
Team					1-1-2						
TOTALS	200	21-55	2-14	15-19	9-20-29	19	10	16	2	4	59
FG% (38.2)		3Pt% (14.3)			FT% (78.9)						

New Mexico	MP	FG-A	3P-A	FT-A	REB	PF	A	TO	B	S	TP
Chiotti*	17	2-4	0-0	0-0	2-3-5	5	2	3	2	0	4
Granger*	25	5-10	5-6	3-4	1-9-10	1	1	2	2	18	18
DeVries*	26	4-7	3-6	1-2	0-0-0	1	5	1	0	0	12
Collins*	20	3-5	1-2	0-2	1-2-3	1	4	1	0	2	7
Walters*	19	7-10	4-7	1-2	1-0-1	2	2	0	1	2	19
Osby	15	0-0	0-0	0-2	2-2-4	4	1	3	0	0	0
Wall	6	2-3	2-3	0-0	1-1-2	1	1	0	0	0	6
Neale	9	1-2	0-1	0-1	0-0-0	1	1	1	0	0	2
Prentice	22	6-7	4-4	0-0	0-3-3	3	1	1	0	0	16
Hart	7	1-3	1-3	0-0	0-0-0	1	0	1	0	0	3
Danridge	12	0-3	0-2	0-0	0-0-0	1	2	0	1	0	0
Phaler	3	0-1	0-1	2-2	1-0-1	3	0	1	0	0	2
Team					1-5-6						
TOTALS	200	33-59	20-35	7-15	10-26-36	25	21	14	6	6	93
FG% (55.9)		3Pt% (57.1)			FT% (46.7%)						

Attendance: 12,608 Technical Fouls: None
Officials: Staffen, Kennedy, Christman UNM's Record: 2-0

Santa Clara 23 36 - 59
New Mexico 46 47 - 93

GAME NOTES

- The Lobos set a school record with 20 three-pointers in the game, breaking the previous record of 18 set against Holy Cross on Dec. 29, 1997, and UTEP on Feb. 21, 1998.
- The 34-point margin was the eighth-worst defeat in Santa Clara history.
- UNM went on a 23-6 run in the last eight minutes of the first half, including a 12-0 run in the two minutes to go up 46-23.
- New Mexico hit four three-pointers in the last 1:30 of the first period, including two in the final 10 seconds.

Game 5

New Mexico 75
Oregon 79

Nov. 22, 2004 • Eugene, Ore.

New Mexico	MP	FG-A	3P-A	FT-A	REB	PF	A	TO	B	S	TP
Chiotti*	34	4-8	0-0	5-9	1-4-5	3	1	2	0	0	13
Granger*	36	7-15	1-5	4-6	6-9-15	4	3	1	4	4	19
DeVries*	29	2-10	1-9	3-3	0-1-1	2	4	3	0	0	8
Collins*	21	1-4	0-2	2-2	0-0-0	4	2	3	0	1	4
Walters*	36	5-13	1-5	3-4	4-5-9	1	1	5	0	1	14
Osby	1	0-0	0-0	0-0	0-1-1	0	0	0	0	0	0
Neale	24	5-9	4-7	1-1	1-4-5	3	2	1	0	0	15
Prentice	7	1-2	0-1	0-0	0-0-0	1	0	0	0	0	2
Danridge	9	0-2	0-0	0-0	0-0-0	3	0	0	0	0	0
Phaler	3	0-0	0-0	0-0	0-0-0	2	1	1	0	0	0
Team					2-2-4						
TOTALS	200	25-63	7-28	18-25	14-26-40	23	12	18	4	6	75
FG% (39.7)		3Pt% (24.1)			FT% (72.0)						

Oregon	MP	FG-A	3P-A	FT-A	REB	PF	A	TO	B	S	TP
Hariston*	25	4-7	0-0	3-4	0-0-2	3	1	2	0	0	11
Crosswhite*	23	3-8	1-3	5-6	0-1-1	4	0	2	0	0	12
Platt*	9	0-0	0-0	0-0	0-1-1	1	0	1	0	1	0
Brooks*	40	7-15	4-9	4-6	1-5-6	1	8	3	1	1	22
Taylor	15	4-6	2-4	1-4	0-2-2	3	2	3	1	1	11
Kent	20	6-8	1-2	1-3	0-2-2	1	3	1	0	3	14
Short	1	0-0	0-0	0-0	0-0-0	0	0	0	0	0	0
Leunen	22	0-1	0-1	2-2	0-4-4	0	1	1	0	0	2
Lincoln	27	1-2	0-0	2-2	0-5-5	2	2	0	2	0	4
Oguci	4	0-2	0-2	1-2	0-0-0	0	0	0	0	0	1
Schafer	14	1-3	0-0	0-0	0-2-2	4	1	1	1	0	2
Team					4-1-5						
TOTALS	200	26-52	8-21	19-29	3-25-28	19	18	14	5	6	75

Game 7

New Mexico State 80
New Mexico 99

Dec. 1, 2004 • Albuquerque, N.M.

NMSU	MP	FG-A	3P-A	FT-A	REB	PF	A	T	O	B	S	TP
Jones*	21	3-6	0-0	0-0	3-6-9	4	1	3	1	1	6	0
Lawrence*	20	4-6	0-0	2-2	0-1-1	2	1	3	0	1	10	0
Mitchell*	24	3-9	1-7	1-1	2-0-2	1	4	2	0	0	8	0
Davis*	33	4-8	3-6	1-2	2-4-6	3	4	1	0	0	12	0
Haynes*	30	3-5	3-5	0-0	0-1-1	2	0	2	0	0	9	0
Frazier	16	3-6	0-2	0-0	0-2-2	5	0	3	0	0	6	0
Dominguez	1	0-0	0-0	0-0	0-0-0	0	1	0	0	0	0	0
Alexander	20	7-15	1-6	0-0	1-3-4	2	1	0	0	0	15	0
Funston	9	0-0	0-0	0-0	0-0-0	2	0	1	0	0	0	0
Jenkins	26	5-8	4-6	0-0	1-2-3	3	8	4	0	0	2	14
Team					2-2-4							
TOTALS	200	32-63	12-32	4-5	11-21-32	24	20	19	1	4	80	0
FG% (50.8)		3Pt% (37.5)			FT% (80.0)							

New Mexico	MP	FG-A	3P-A	FT-A	REB	PF	A	T	O	B	S	TP
Chiotti*	25	3-6	0-0	5-6	2-4-6	1	2	2	0	0	11	0
Granger*	31	9-14	1-3	5-6	0-3-3	1	1	1	2	2	24	0
DeVries*	32	5-8	5-8	1-2	0-2-2	0	2	0	0	0	16	0
Collins*	29	7-10	1-2	3-7	0-2-2	2	5	3	0	2	18	0
Walters*	31	7-10	2-4	2-2	0-3-3	3	10	3	0	4	18	0
Osby	8	1-1	0-0	2-2	0-0-0	1	0	0	0	0	4	0
Neale	19	2-3	0-1	0-0	0-4-4	1	0	1	0	0	4	0
Hart	1	0-0	0-0	0-0	0-1-1	0	0	0	0	0	0	0
Prentice	10	0-0	0-0	0-0	1-0-1	2	1	0	0	0	1	0
Danridge	12	2-4	0-0	0-0	1-0-1	0	1	0	0	1	4	0
Phaler	2	0-0	0-0	0-0	0-0-0	1	0	1	0	0	0	0
Team					0-1-1							
TOTALS	200	36-56	9-18	18-25	4-20-24	12	22	11	2	10	99	0
FG% (64.3)		3Pt% (50.0)			FT% (72.0)							

Attendance: 15,812 Technical Fouls: None
Officials: Chrisman, Whitehead, Lehigh UNM's Record: 6-1

New Mexico State	35	45	-	80
New Mexico	58	41	-	99

GAME NOTES

- The Lobos missed their first shot then hit 12-straight, including seven three pointers in the first 10 minutes of the game.
- UNM hit a season-high 64.3% of its FG attempts, the best mark since hitting 67.9% against Air Force on Feb. 14, 1998. The Lobos have won 22-straight games when outshooting their opponent.
- All five of the Lobo starters scored in double figures for the first time since Dec. 2, 2002 against Northeastern.
- This game marked the 38th anniversary of the opening of The Pit on December 1, 1966.
- The win improves UNM to 6-1 on the year, equalling the best start for a Ritchie McKay coached team (Colorado State 1998-99).

Game 10

Arkansas-Pine Bluff 53
New Mexico 77

Dec. 12, 2004 • Albuquerque, N.M.

UAPB	MP	FG-A	3P-A	FT-A	REB	PF	A	T	O	B	S	TP
Byrd*	35	4-6	0-1	1-2	4-9-13	0	2	1	4	1	9	0
Culp*	19	0-7	0-0	0-2	2-1-3	4	0	1	0	1	0	0
Gunter*	23	1-8	0-0	2-2	2-0-2	5	1	1	1	0	4	0
Coleman*	33	6-14	4-8	1-2	0-1-1	1	3	1	0	0	3	17
Brown	29	4-14	0-4	0-0	1-2-3	1	1	1	0	1	8	0
Friereson	3	0-1	0-1	0-0	0-0-0	0	0	0	0	0	0	0
Bibbles	16	2-5	1-3	2-2	1-1-2	3	0	1	0	1	7	0
Harris	11	1-3	0-0	0-0	0-0-0	2	0	3	0	0	2	0
Williams	6	2-4	0-1	0-1	3-0-3	0	1	0	0	0	4	0
Young	22	1-5	0-1	0-1	1-5-6	2	0	0	0	2	2	0
Lee	3	0-2	0-0	0-0	0-0-0	0	0	1	0	0	0	0
Team					1-1-2							
TOTALS	200	21-69	5-19	6-12	15-20-35	18	8	11	5	9	53	0
FG% (30.4)		3Pt% (26.3)			FT% (50.0)							

New Mexico	MP	FG-A	3P-A	FT-A	REB	PF	A	T	O	B	S	TP
Chiotti*	20	4-7	0-1	3-4	1-4-5	2	1	3	1	1	11	0
Granger*	22	6-10	2-4	4-5	2-10-12	1	3	2	1	0	18	0
DeVries*	21	4-5	3-4	0-0	0-1-1	2	1	1	0	0	11	0
Collins*	19	3-6	0-2	2-3	0-2-2	0	1	3	1	1	8	0
Walters*	22	1-5	0-1	4-4	1-2-3	1	3	2	1	0	6	0
Osby	16	2-3	0-0	3-4	3-6-9	3	0	0	0	0	7	0
Neale	5	1-2	0-1	0-0	0-1-1	0	0	0	0	0	2	0
Wall	8	0-0	0-0	1-2	0-1-1	2	1	3	1	1	1	0
Neale	20	1-2	0-1	2-2	1-3-4	1	3	0	0	1	4	0
Hart	7	1-2	1-2	0-0	0-0-0	1	0	0	1	0	3	0
Prentice	12	0-1	0-1	0-0	0-2-2	0	0	2	0	0	0	0
Danridge	19	1-5	0-0	0-0	0-0-0	2	1	1	0	0	2	0
Phaler	9	0-1	0-1	4-4	1-2-3	2	1	1	0	0	4	0
Team					0-3-3							
TOTALS	200	24-49	6-18	23-28	37-46	17	15	19	6	4	77	0
FG% (49.0)		3Pt% (33.3)			FT% (82.1)							

Attendance: 12,846 Technical Fouls: UAPB - Bench
Officials: Hall, Whitehead, Jackson UNM's Record: 9-1

Arkansas-Pine Bluff	18	35	-	53
New Mexico	38	39	-	77

GAME NOTES

- New Mexico earned its fifth-straight victory, improving to 9-1 on the season, which is the best start by a Lobo squad since the 2000-01 team began 10-1...UNM head coach Ritchie McKay evened his record at New Mexico, improving to 33-33 in his third season in Albuquerque.
- The Golden Lobs .304 field goal percentage is the lowest by a UNM opponent in nearly a year when Northwestern State hit 24.2% (15-62) of its shots in a 87-51 loss in The Pit on Dec. 28, 2003.
- UNM senior forward Danny Granger notched his third straight double-double, sixth this season and the fifth in the last 6 games

Game 8

New Mexico 84
New Mexico State 66

Dec. 4, 2004 • Las Cruces, N.M.

New Mexico	MP	FG-A	3P-A	FT-A	REB	PF	A	T	O	B	S	TP
Chiotti*	24	0-4	0-0	5-6	5-5-10	4	2	2	0	0	5	0
Granger*	30	8-15	2-3	4-4	8-7-15	2	6	2	3	1	22	0
DeVries*	30	3-6	2-5	0-0	0-1-1	3	0	0	0	1	8	0
Collins*	25	4-9	0-1	2-5	2-1-3	2	3	0	0	0	10	0
Walters*	32	6-12	3-5	2-2	0-3-3	0	1	2	0	2	17	0
Osby	8	1-1	0-0	3-4	2-0-2	1	0	1	0	0	5	0
Neale	23	3-7	2-6	2-2	0-3-3	2	2	1	0	0	10	0
Hart	2	0-0	0-0	0-0	0-0-0	0	0	0	0	0	0	0
Prentice	18	2-5	1-3	0-0	0-0-0	0	0	1	0	0	5	0
Danridge	8	1-1	0-0	0-0	1-0-1	0	0	0	0	0	2	0
Team					0-1-1							
TOTALS	200	28-60	10-23	18-21-39	14	14	9	3	4	84	0	0
FG% (46.7)		3Pt% (43.5)			FT% (78.3)							

NMSU	MP	FG-A	3P-A	FT-A	REB	PF	A	T	O	B	S	TP
Jones*	26	3-4	0-0	0-0	5-1-6	2	2	0	2	0	6	0
Lawrence*	32	7-12	0-0	4-8	2-5-7	3	0	2	0	4	18	0
Mitchell*	39	8-14	4-7	4-4	2-4-6	1	4	3	0	3	24	0
Davis*	28	0-6	0-3	0-0	0-5-5	1	1	2	0	0	8	0
Haynes*	21	3-5	2-4	0-0	1-2-3	4	1	1	0	0	8	0
Frazier	15	1-5	0-1	0-0	0-1-1	5	2	1	1	0	2	0
Alexander	16	2-4	0-2	0-0	0-0-0	3	1	2	0	0	4	0
Funston	5	0-0	0-0	0-0	0-0-0	0	0	0	0	0	0	0
Jenkins	2-6	0-3	0-0	0-0	0-0-0	1	1	2	0	0	4	0
Team					1-0-1							
TOTALS	200	26-56	6-20	8-12	11-18-29	20	12	13	7	3	66	0
FG% (46.4)		3Pt% (30.0)			FT% (66.7)							

Attendance: 8,125 Technical Fouls: None

Officials: Self, Littlewood, Jacobs UNM's Record: 7-1

New Mexico	42	42	-	84
New Mexico State	37	29	-	66

GAME NOTES

- UNM snapped its 29-game losing streak away from The Pit and scored its first win on the road since defeating Colorado State 70-64 on Jan. 28, 2002.
- The 7-1 start is the best for a Ritchie McKay-coached team, who is in his 8th season as a head coach and third at New Mexico...his 2000-01 Colorado State team began 6-1.
- New Mexico sweeps New Mexico State for the first time since the 2001-02 season...the 18-point margin is the Lobos' biggest over the Aggies in Las Cruces since an 86-66 win on Jan. 29, 1969...UNM has won 6 of the past 10 meetings at the Pan American Center.
- The Lobos had a 39-29 rebounding edge, including a 29-14 bulge in the 2nd half...UNM posted 18 offensive rebounds...it's the most offensive boards since getting 19 at Texas Tech in December of 2002.

Game 11

Tennessee 58
New Mexico 77

Dec. 18, 2004 • Albuquerque, N.M.

Tennessee	MP	FG-A	3P-A	FT-A	REB	PF	A	T	O	B	S	TP
Crump*	28	1-5	0-0	0-0	1-7-8	3	0	3	2	0	2	0
Hendrix*	15	0-0	0-0	0-0	0-0-0	5	0	0	1	0	0	0
McFagdon*	28	4-12	1-8	5-5	1-2-3	1	2	2	0	2	14	0
Lofon*	31	7-8	5-5	0-0	0-6-6	1	1	2	0	0	19	0
Watson*	37	0-4	0-3	3-4	0-2-2	2	2	3	0	2	3	0
Wingate	10	2-5	0-0	3-4	1-1-2	1	0	1	0	0	7	0
Smith	12	2-5	1-4	0-0	1-0-1	2	1	2	0	0	5	0
Howell	1	0-0	0-0	0-0	0-0-0	0	0	1	0	0	0	0
Patterson	26	3-6	1-1	1-2	0-3-3	4	1	4	1	0	8	0
Bradshaw	12	0-0	0-0	0-0	0-1-1	0	1	0	0	0	0	0
Team					1-1-2							
TOTALS	200	19-45	8-21	12-15	5-23-28	19	8	18	4	4	58	0
FG% (42.2)		3Pt% (38.1)			FT% (80.0)							

New Mexico	MP	FG-A	3P-A	FT-A	REB	PF	A	T	O	B	S	TP
Chiotti*	32	5-8	0-0	1-2	3-5-8	2	0	1	2	0	11	0
Granger*	32	6-11	2-5	6-9	1-3-4	4	2	1	3	3	20	0
DeVries*	35	5-10	2-7	4-5	0-2-2	2	5	0	0	3	16	0
Collins*	23	3-5	0-2	0-0	0-1-1	4	1	3	0	1	6	0
Walters*	33	6-12	2-4	0-2	1-2-3	3	1	1	0	3	14	0
Osby	9	0-0	0-0	0-0	0-0-0	0	1	0	0	0	0	0
Neale	26	2-7	2-7	4-6	2-7-9	1	3	1	0	2	10	0
Prentice	5	0-1	0-1	0-0	1-0-1	0	0	0	0	1	0	0
Danridge	4	0-1	0-0	0-0	0-0-0	0	0	0	0	0	0	0
Phalar	1	0-0	0-0	0-0	0-0-0	0	0	0	0	0	0	0
Team					0-2-2							
TOTALS	200	27-55	8-26	15-24	8-22-30	17	13	8	5	13	77	0
FG% (49.1)		3Pt% (30.8)			FT% (62.5)							
Attendance:	15,831				Technical Fouls:	none						

Game 13

Mississippi Valley State 68
New Mexico 101

Dec. 28, 2004 • Albuquerque, N.M.

MVSU	MP	FG-A	3P-A	FT-A	REB	PF	A	TO	B	S	TP
Forbes*	24	2-7	1-5	0-0	0-2-2	2	2	2	0	1	5
Luttrell*	26	4-11	1-4	2-2	3-4	1	0	0	0	1	11
Alexander*	12	0-0	0-0	0-1-1	1	0	0	0	1	0	0
Butler*	29	2-9	0-6	2-5	0-3-3	4	5	1	0	4	6
Speech*	31	4-10	0-6	4-6	2-3-5	4	2	3	0	3	12
Clay	1	0-0	0-0	0-0-0	1	0	0	0	0	0	0
Clark	1	0-0	0-0	0-0-0	1	0	0	0	1	0	0
Lucas	24	7-14	0-0	0-0	0-0-0	5	4	0	1	0	14
Price	17	2-4	0-0	0-0	1-0-1	5	4	4	0	0	4
McCoy	9	3-5	0-1	1-3	1-0-1	1	0	1	0	2	7
Taylor	13	2-3	2-3	0-0	0-0-0	0	1	0	0	0	6
McGhee	13	1-8	0-1	1-4	3-5-8	3	0	0	1	0	4
Team					1-12						
TOTALS	200	27-71	4-26	10-20	14-16-32	28	14	13	2	13	68
FG% (38.0)		3P% (15.4)			FT% (50.0)						

New Mexico	MP	FG-A	3P-A	FT-A	REB	PF	A	TO	B	S	TP
Chiotti*	20	2-4	0-0	2-2	2-5-7	1	1	1	1	1	6
Granger*	23	6-8	2-2	7-8	2-7-9	2	3	1	0	1	21
DeVries*	23	7-11	6-10	2-3	0-3-3	2	2	1	0	1	22
Collins*	21	2-4	0-0	2-3	0-3-3	0	3	2	0	1	6
Walters*	24	2-2	1-1	0-0	0-5-5	2	5	1	0	0	5
Osby	11	1-2	0-0	0-2	1-1-2	0	1	3	0	1	2
Walter	2	0-0	0-0	0-0	0-0-0	2	0	1	0	0	0
Wall	9	0-1	0-0	0-0	0-0-0	0	3	2	0	0	0
Neale	22	1-3	0-2	1-3	1-2-3	1	4	1	1	0	3
Prentice	12	3-6	1-2	4-7	2-1-3	1	2	1	0	0	11
Harden	11	1-3	1-2	3-4	2-0-2	1	0	2	0	0	6
Danridge	15	2-4	0-0	1-2	0-3-3	1	2	3	0	0	5
Phaler	7	4-7	3-6	3-4	3-0-3	3	0	1	0	0	14
Team					0-5-5						
TOTALS	200	31-55	14-25	25-37	13-35-48	16	26	20	2	5	101
FG% (56.4)		3P% (56.0)			FT% (67.6)						

Attendance: 12,003 Technical Fouls: None
Officials: Kennedy, Littlewood, Curry UNM's Record: 11-2

Mississippi Valley State	33	35	-	68
New Mexico	50	51	-	101

GAME NOTES

- The Lobos dished out 26 assists on 31 field goals...the 26 assists are the most since recording 27 against San Diego in an 88-75 win on January 6, 2004...Walters led the way with 5 assists and 10 players had at least 1 assist.
- Troy DeVries tied a UNM career-high with 22 points and tied a career-high with 6 3-pointers...DeVries was 7-of-11 from the field and 6-of-10 from the 3-point line.
- UNM scored 100+ points for the first time since a 107-49, win over Western New Mexico on January 22, 2003.

Game 16

Wyoming 75
New Mexico 89

Jan. 8, 2005 • Albuquerque, N.M.

Wyoming	MP	FG-A	3P-A	FT-A	REB	PF	A	TO	B	S	TP
Dunn*	32	8-13	0-0	3-5	5-7-12	3	1	4	1	1	19
Wabbington*	26	4-8	0-0	0-0	2-5-7	5	0	1	1	0	8
Sherrell*	26	2-7	0-4	4-4	1-2-3	4	1	2	0	1	8
Loven*	23	2-7	1-4	1-2	2-2-4	1	2	1	0	1	2
Straight*	40	7-14	0-4	6-7	1-0-1	4	4	4	0	2	20
Webb	26	1-3	1-1	0-0	0-3-3	1	3	1	2	0	3
Lewis	6	0-0	0-0	0-0	0-2-2	3	0	3	0	0	0
Ebert	2	0-1	0-0	0-0	0-0-0	1	0	0	0	0	0
Williams	19	5-10	0-0	1-2	4-3-7	5	0	1	3	0	11
Team					1-0-1						
TOTALS	200	29-63	2-13	15-20	16-24-40	27	11	17	8	6	75
FG% (46.0)		3P% (15.4)			FT% (75.0)						

New Mexico	MP	FG-A	3P-A	FT-A	REB	PF	A	TO	B	S	TP
Chiotti*	18	3-6	0-0	8-9	2-1-3	4	1	1	0	0	14
Granger*	12	5-7	2-2	0-0	1-1-2	0	0	1	3	1	12
DeVries*	37	6-9	3-4	0-2	0-1-0	0	4	3	0	4	15
Collins*	28	5-12	0-1	3-5	0-3-3	5	3	2	0	1	13
Walters*	34	2-8	0-2	2-2	3-3-6	4	2	3	1	3	6
Osby	11	0-0	0-0	0-0	0-4-4	1	1	0	0	0	0
Neale	27	3-9	1-7	4-6	0-4-4	1	3	0	0	1	11
Prentice	5	0-0	0-0	1-2	1-0-1	1	1	1	0	0	1
Harden	6	1-1	0-0	2-2	1-0-1	0	2	0	0	0	4
Danridge	18	5-6	0-0	0-0	0-0-0	4	1	0	0	0	10
Phaler	4	1-2	0-1	1-1	0-0-0	0	0	0	0	0	3
Team					2-2-4						
TOTALS	200	31-60	6-17	21-29	11-20-31	20	18	11	4	10	89
FG% (51.7)		3P% (35.3)			FT% (72.4)						

Attendance: 17,130 Technical Fouls: None
Officials: McCall, Burks, Lehigh UNM's Record: 14-2, 1-0 MWC

Wyoming	31	44	-	75
New Mexico	49	40	-	89

GAME NOTES

- UNM shot 51% (31-of-60) from the field...the Lobos have shot 50% or better in 10 of their 16 games this season...the Lobos have won 30 straight games when shooting better than their opponent...the Lobos have made a 3-point basket in 469 straight games.
- The Lobos made 16 of their last 17 free throws...they shot 72% for the game (21-for-29).
- The Lobos had six players score in double-figures for the first time since Dec. 30, 2000 vs. Drexel...the Lobos won that game, 93-60...UNM had five players score in double-figures earlier this season against Tennessee and Duquesne.
- Senior Danny Granger left the game in the first half and did not return...he scored 12 points on 5-of-7 shooting in the first half with three blocks...UNM led 39-19 with 6:27 left in the first half when Granger left the floor with a knee injury.

Game 14

Troy 66
New Mexico 88

Dec. 29, 2004 • Albuquerque, N.M.

Troy	MP	FG-A	3P-A	FT-A	REB	PF	A	TO	B	S	TP
Baker*	24	3-11	1-2	0-1	0-3-3	3	3	2	1	2	7
Heck*	27	4-8	4-7	0-0	0-1-1	0	2	1	0	0	12
Hornsby*	23	7-10	3-4	2-2	1-6-7	5	1	2	0	2	19
Dixon*	35	5-11	3-9	0-0	1-1-2	0	6	3	0	1	13
Hazzouri*	27	0-3	0-3	0-0	0-0-0	3	2	1	0	1	0
Mathis	7	0-1	0-1	0-0	0-0-0	0	1	1	0	0	0
Damus	12	0-3	0-0	0-0	2-2-4	1	0	0	0	0	0
Lee	12	1-2	0-1	0-0	0-0-0	2	0	0	0	1	2
Antoine	13	2-2	1-1	0-0	1-2-3	0	1	2	1	0	5
Acker	11	1-4	0-0	2-2	1-0-1	0	1	1	0	1	4
Holmes	1	0-0	0-0	0-0	0-0-0	0	0	0	0	0	0
Phillips	0-4	0-0	0-0	0-1	0-0-0	0	0	0	0	0	0
Woodstock	8	1-2	1-2	1-2	0-1-1	1	0	1	0	1	4
Team					1-0-1						
TOTALS	200	24-57	13-30	5-8	7-16-23	15	16	14	2	9	66
FG% (42.1)		3P% (43.3)			FT% (62.5)						

New Mexico	MP	FG-A	3P-A	FT-A	REB	PF	A	TO	B	S	TP
Chiotti*	26	4-4	0-0	0-1	1-4-5	0	0	1	0	1	8
Granger*	28	6-10	1-2	3-4	1-8-9	2	4	1	4	5	16
DeVries*	34	9-13	7-10	2-4	0-4-4	0	6	3	0	0	27
Collins*	25	3-3	0-0	2-2	0-1-1	0	6	2	0	2	8
Walters*	35	3-6	1-3	1-2	0-4-4	0	2	3	0	1	8
Osby	4	0-1	0-0	0-0	1-0-1	0	0	0	0	0	0
Neale	19	5-10	2-6	0-0	2-5-7	3	1	1	0	0	12
Prentice	8	1-2	1-2	2-2	0-1-1	0	1	1	0	0	4
Harden	4	0-0	0-0	0-0	0-0-0	2	0	1	0	0	0
Danridge	9	1-2	0-0	0-0	0-1-1	1	0	1	0	0	2
Phaler	8	1-2	1-2	0-0	0-1-1	1	0	0	0	0	3
Team					2-0-2						
TOTALS	200	33-53	12-24	10-15	7-29-36	9	20	14	4	9	88
FG% (62.3)		3P% (50.0)			FT% (66.7)						

Attendance: 12,557 Technical Fouls: None
Officials: Jackson, Kennedy, Curry UNM's Record: 12-2

Troy	27	39	-	66
New Mexico	44	44	-	88

GAME NOTES

- UNM shot 64.0% in the first half on 16-25 shooting and 8-13 from behind the arc for 61.5% for a 44-27 lead. UNM never trailed in the game and their largest lead was 63-37, in the second half.
- Troy DeVries finished with a career-high tying 27 points, the most points for him in a Lobo uniform. DeVries went 7-10 from behind the line, hitting the most 3-pt. FGs by a Lobo since Javin Tindall hit nine at UNLV on 1-31-04. DeVries was also named the Lobo Invitational MVP.
- All-tournament team members include DeVries and Danny Granger - new Mexico; Corey Hornsby and Bobby Dixon - Troy; Glen McGowan - Pepperdine; Jeffrey Price - MVSU.

Game 17

New Mexico 62
Air Force 64

Jan. 15, 2005 • Colorado Springs, Colo.

New Mexico	MP	FG-A	3P-A	FT-A	REB	PF	A	TO	B	S	TP
Chiotti*	36	8-8	0-0	1-1	0-3-3	2	0	3	0	2	17
Neale*	29	6-7	2-3	1-1	1-5-6	2	1	4	0	0	15
DeVries*	34	2-6	1-2	1-2	1-2-3	3	6	4	0	2	6
Collins*	29	1-1	0-0	0-0	2-5-7	3	2	5	0	1	13
Walters*	38	6-13	1-2	0-0	0-0-0	1	0	0	0	0	2
Osby	2	1-1	0-0	0-0	0-0-0	0	0	0	0	0	0
Hart	3	0-0	0-0	0-0	0-0-0	0	0	0	0	0	0
Prentice	8	2-2	1-1	0-0	0-1-1	1	1	0	0	1	5
Harden	3	0-0	0-0	0-0	0-0-0	0	0	0	0	0	0
Danridge	13	0-0	0-0	0-0	0-0-0	2	1	2	0	0	0
Phaler	5	1-1	0-0	0-0	1-0-1	1	0	0	0	0	2
Team					3-1-4						
TOTALS	200	27-39	5-8	3-4	8-20-28	17	12	23	0	6	62
FG% (69.2)		3P% (62.5)			FT% (75.0)						

FG% (69.2)		3PT% (62.5)		FT% (75.0)							
Air Force	MP	FG-A	3P-A	FT-A	REB	PF	A	TO	B	S	TP
Hood*	38	5-10	1-2	1-1	1-1-2	1	4	2	0	3	12
Burtschi*	30	3-8	0-3	0-0	0-1-1	2	2	1	0	3	6
Welch*	35	6-12	2-2	5-6	1-0-1	1	2	1	1	3	19
McCraw*	30	3-5	2-4	2-2	0-1-1	1	1	2	0	1	10
Keller	36	2-5	1-4	0-0	0-1-1	3	4	2	0	3	5
Anderson	15	2-5	1-4	0-0	0-0-0	1	0	1	0	2	9
Holm	9	0-1	0-0	0-0	0-0-0	1	1	0	0	0	0
Buchanan	7	1-1	1-1	0-0	1-1-2	1	0	0	0	1	3
Team					1-0-1						
TOTALS	200	22-44	8-17	12-14	4-5-9	11	14	10	1	16	64
FG% (50.0)	3PT% (47.1)		FT% (85.7)								

Game 19

New Mexico 53
BYU 68

Jan. 24, 2005 • Provo, Utah

New Mexico	MP	FG-A	3P-A	FT-A	REB	PF	A	T	B	S	TP
Chiotti*	11	2-3	0-0	0-2	1-3-4	0	1	1	1	0	4
Neale*	33	5-15	1-5	1-1	3-3-6	3	2	1	0	0	12
DeVries*	30	2-5	2-4	0-0	0-3-3	2	0	2	0	0	6
Collins*	33	2-5	0-1	3-6	1-3-4	1	4	3	0	1	7
Walters*	32	3-12	1-2	2-2	0-2-4	4	0	0	0	2	9
Osby	8	0-1	0-0	0-0	0-1-1	1	0	2	0	0	0
Wall	9	1-1	0-0	0-0	0-1-1	2	0	0	0	1	2
Hart	1	0-0	0-0	0-0	0-0-0	0	0	0	0	0	0
Prentice	5	1-2	1-1	0-0	0-0-0	1	0	0	0	0	3
Harden	10	0-0	0-0	1-2	0-2-2	0	1	2	0	0	1
Danridge	15	1-5	0-0	0-0	2-3-5	1	0	0	0	0	2
Phaler	13	1-6	0-2	5-5	2-1-3	0	1	0	0	0	7
Team					1-2-3						
TOTALS	200	18-55	5-15	12-18	10-24-34	15	9	11	1	4	53
FG% (32.7)		3P% (33.3)		FT% (66.7)							

BYU	MP	FG-A	3P-A	FT-A	REB	PF	A	T	B	S	TP
Young*	36	6-8	0-0	2-3	2-5-7	3	0	0	1	1	14
Balderson*	11	0-4	0-2	0-0	0-3-3	1	0	2	0	0	0
Dawes*	32	6-7	0-0	2-2	4-6-10	4	2	1	4	1	14
Hall*	38	7-18	1-6	1-3	3-5-8	1	2	0	0	1	16
Ainge*	23	0-6	0-4	0-0	0-4-4	4	8	2	0	1	0
Rose	29	7-12	5-9	2-2	1-2-3	1	1	1	0	1	21
Nachif	12	0-1	0-1	3-4	0-2-2	0	3	1	0	1	3
Reichner	1	0-0	0-0	0-0	0-0-0	0	0	0	0	0	0
Burgess	8	0-2	0-1	0-0	0-1-1	1	1	1	0	0	0
Meads	3	0-0	0-0	0-0	0-0-0	0	1	0	0	0	0
Miles	7	0-0	0-0	0-0	0-1-1	1	0	2	0	0	0
Team					1-0-1						
TOTALS	200	26-58	6-23	10-14	11-29-40	16	18	10	5	6	68
FG% (44.8)		3P% (26.1)		FT% (71.4)							

Attendance: 12,161 Technical Fouls: None
Officials: Staffen, Reynolds, Whitehead UNM's Record: 14-5, 1-3 MWC

New Mexico	25	28	-	53
BYU	33	35	-	68

GAME NOTES

- New Mexico has lost 3 in a row overall, 5 straight to BYU in Provo and 25 consecutive road games against MWC opponents...the Cougars have won 10 of the past 12 contests against UNM
- The Lobos had season-lows for points (53) and FG accuracy (32.7%).
- If the injury situation wasn't bad enough for UNM with leading scorer and rebounder Danny Granger out the past 3 games following arthroscopic knee surgery, 6-9 junior post David Chiotti was limited to just 11 first-minutes in the BYU loss after aggravating a sore hip...Chiotti, who was already playing with a tender ankle, too, came into the game averaging 10.4 points and 5.7 rebounds a game...he finished with 4 points and 4 rebounds.

Game 22

New Mexico 55
Colorado State 47

Feb. 5, 2005 • Fort Collins, Colo.

New Mexico	MP	FG-A	3P-A	FT-A	REB	PF	A	T	B	S	TP
Chiotti*	31	2-6	0-0	4-5	2-2-4	2	2	2	0	5	8
Granger*	34	3-14	1-4	4-5	2-8-10	4	1	2	2	1	11
DeVries*	25	1-8	1-7	0-2	0-5-5	0	1	0	0	0	3
Walters*	22	1-4	0-2	0-0	1-2-3	2	3	2	0	0	2
Hart*	22	2-6	1-5	0-0	0-1-1	1	1	1	0	1	5
Osby	10	1-2	0-0	0-0	1-3-4	2	0	0	1	0	2
Wall	21	3-5	2-4	4-4	0-1-1	1	2	1	0	2	12
Neale	19	3-6	2-5	2-2	2-2-4	3	1	0	0	0	10
Harden	3	0-1	0-0	0-0	0-0-0	0	0	0	0	0	0
Danridge	10	1-3	0-0	0-0	1-0-1	0	0	0	0	0	2
Phaler	3	0-0	0-0	0-0	0-0-0	0	0	0	0	0	0
Team					2-3-5						
TOTALS	200	17-55	7-27	14-18	11-27-38	15	11	8	3	9	55
FG% (30.9)		3P% (25.9)		FT% (77.8)							

Colorado State	MP	FG-A	3P-A	FT-A	REB	PF	A	T	B	S	TP
Creson*	15	1-6	0-0	0-0	4-2-6	5	0	1	0	0	2
Nelson*	35	6-14	0-0	4-4	1-7-8	1	0	2	0	0	16
Morris, S.*	34	5-14	5-11	0-0	3-6-9	1	1	3	0	1	15
Patterson*	19	0-2	0-1	0-0	1-1-2	2	1	1	0	2	0
Morris, M.*	35	2-10	1-5	3-3	0-3-3	4	6	1	1	1	8
Ball	3	0-0	0-0	0-0	0-0-0	0	0	0	0	0	0
Rakiecki	19	0-5	0-3	0-1	0-4-4	3	1	2	0	0	0
Thomasson	24	2-3	0-0	0-0	1-2-3	1	3	2	1	0	4
Venwers	16	1-3	0-0	0-0	1-2-3	2	1	1	0	0	2
Team					3-2-5						
TOTALS	200	17-57	6-20	7-8	14-29-43	19	13	13	2	4	47
FG% (29.8)		3P% (30.0)		FT% (87.5)							

Attendance: 4,434 Technical Fouls: None
Officials: Jackson, Littlewood, LeHigh UNM's Record: 17-5, 4-3 MWC

New Mexico	22	33	-	55
Colorado State	19	28	-	47

GAME NOTES

- UNM snaps a 22-game losing streak in MWC road games and it was a 25-game skid if you include the past 3 seasons (losses) in the MWC Tournament...the last win had been on Jan. 28, 2002, also at Colorado State, by a score of 70-64
- Sophomore Ryan Wall, who came into the game having scored just 9 points on the season, came off the bench to score a career-high 12, which also led the team...he was just 1 of 15 from 3-point in his career coming in, but hit 2 of 4 against the Rams...Wall also had 2 assists and 2 steals
- The Lobos shot a season-low 31% (17-55) from the floor, including just 7 of 27 (26%) from 3-point...however, UNM allowed a season-low 47 points and the Rams' 29.8% (17-57) shooting from the field is the lowest by an opponent this season
- The Lobos tied a season-low with 8 turnovers

Game 20

UNLV 58
New Mexico 62

Jan. 29, 2005 • Albuquerque, N.M.

UNLV	MP	FG-A	3P-A	FT-A	REB	PF	A	T	B	S	TP
Blankson*	32	7-11	1-3	6-6	3-6-9	3	1	6	0	1	21
Amundson*	27	5-8	0-0	0-0	2-6-8	5	1	3	0	1	10
Beck*	26	4-9	0-4	0-0	0-2-2	0	1	3	0	0	8
Balsingame*	31	2-10	1-3	3-5	0-4-4	3	4	4	1	0	8
Hannan*	29	1-3	1-2	0-0	0-1-1	3	0	1	0	0	3
Umeh	14	1-3	1-3	0-0	1-2-3	1	3	1	1	1	3
Terry	11	1-2	1-2	0-0	1-1-2	0	0	0	0	0	3
Morgan	9	1-4	0-1	0-0	0-0-0	0	1	3	0	2	2
Anthony	6	0-0	0-0	0-0	1-0-1	3	0	0	0	0	0
Villepigue	15	0-1	0-0	0-0	0-2-2	4	1	1	0	0	0
Team					1-2-3						
TOTALS	200	22-51	5-18	9-11	9-26-35	22	12	22	2	5	58
FG% (43.1)		3P% (27.8)		FT% (81.8)							

New Mexico	MP	FG-A	3P-A	FT-A	REB	PF	A	T	B	S	TP
Chiotti*	32	3-8	0-2	5-6	1-1-2	2	1	2	0	0	11
Granger*	35	4-12	0-6	3-5	3-7-10	1	5	5	2	4	11
DeVries*	26	2-5	2-4	0-0	0-1-1	1	5	4	0	2	6
Walters*	29	4-13	2-6	5-6	2-5-7	1	0	1	0	0	15
Hart*	26	2-5	1-4	1-2	2-3-5	4	2	1	0	3	6
Osby	1	0-1	0-0	0-0	0-0-0	0	0	0	0	0	0
Wall	5	0-1	0-0	1-2	1-0-1	2	0	0	0	1	1
Neale	27	5-9	1-5	1-2	2-2-4	2	0	1	0	1	12
Prentice	1	0-0	0-0	0-0	0-0-0	0	0	0	0	0	0
Harden	4	0-0	0-0	0-0	1-0-1	1	0	1	0	0	0
Danridge	10	0-1	0-0	0-0	0-0-0	0	0	0	1	1	0
Phaler	4	0-1	0-1	0-0	0-0-0	0	0	0	0	0	0
Team					2-2-4						
TOTALS	200	20-56	6-28	16-23	14-21-35	14	13	15	3	12	62
FG% (35.7)		3P% (21.4)		FT% (69.6)							

Attendance: 16,038 Technical Fouls: None
Officials: Stupin, LeHigh, Rastatter UNM's Record: 15-5, 2-3 MWC

UNLV	24	34	-	58
New Mexico	29	33	-	62

GAME NOTES

- New Mexico snapped a seven-game losing streak to the Rebels...it was the first Lobo win over UNLV since a 84-81 win overtime victory at The Pit on Feb. 5, 2002...it was also the first win over UNLV for UNM head coach Ritchie McKay.
- UNLV scored the first 14 points of the second half to go up 38-29 with 13:57 left in the game...the Lobos were held scoreless in the second half until the 13:46 mark when Ryan Wall hit a free throw...UNM missed its first six shots from the field in the second half...Mark Walters hit UNM's first field goal with a 3-pointer at the 13:15 mark...The nine-point deficit in the second half was the largest UNM has overcome under Ritchie McKay

Game 23

New Mexico 71
Wyoming 81

Feb. 7, 2005 • Laramie, Wyo.

New Mexico	MP	FG-A	3P-A	FT-A	REB	PF	A	T	B	S	TP
Chiotti*	23	3-8	0-0	5-7	2-4-6	2	0	1	0	1	11
Granger*	30	7-14	2-3	3-6	1-8-9	4	5	4	1	1	19
DeVries*	34	4-8	4-6	1-2	1-2-3	2	3	3	0	1	13
Walters*	25	1-2	0-1	1-2	0-1-1	1	0	1	0	0	3
Hart*	7	0-3	0-2	0-0	0-0-0	0	0	0	0	0	0
Osby	12	0-0	0-0	2-2	0-1-1	5	0	1	1	0	2
Wall	21	0-2	0-1	3-4	1-1-2	2	2	1	0	0	3
Neale	31	5-8	3-6	1-2	2-2-4	1	3	2	0	0	14
Harden	5	1-1	0-0	0-0	0-0-0	2	0	0	0	0	2
Danridge	12	2-2	0-0	0-0	1-1-2	1	0	0	0	2	4
Phaler	0+	0-1	0-1	0-0	0-0-0	1	0	0	0	0	0
Team					1-1-2						
TOTALS	200	23-49	9-20	16-25	9-21-30	21	13	13	2	5	71
FG% (46.9)		3P% (45.0)		FT% (64.0)							

Wyoming	MP	FG-A	3P-A	FT-A	REB	PF	A	TO	B	S	TP
Webb*	16	2-6	0-0	0-0	1-3-4	1	0	0	0	0	4
Williams*	32	5-8	0-0	2-6	4-7-11	4	0	2	2	0	12
Dunn*	17	1-6	0-0	1-1	1-3-4	3	0	1	0	0	3
Sherrell*	32	7-11	2-5	6-7	2-0-2	2	3	3	0	2	22
Straight*	40	9-18	4-8	2-3	1-1-2	1	12	2	0	4	24
Leven	17	1-3	1-3	0-0	1-1-2	1	1	1	1	1	3
Lewis	15	2-4	1-3	0-0	1-1-2	1	0	0	0	0	5
Anderson	6	1-1	0-0	0-1	0-0-0	2	0	0	0	0	2
Boswell	1	0-0	0-0	0-0	0-0-0	0	0	0	0	0	0
Wabington	24	3-3	0-0	0-2	1-0-1	2	0	2	1	2	6
Team					2-5-7						
TOTALS	200	31-60	8-19	11-20	14-21-35	17	16	11	4	9	81

Game 25

BYU 72
New Mexico 91

Feb. 19, 2005 • Albuquerque, N.M.

BYU	MP	FG-A	3P-A	FT-A	REB	PF	A	TO	B	S	TP
Miles*	23	2-2	0-0	0-0	1-1-2	4	3	1	1	0	5
Dawes*	19	3-7	0-0	0-0	2-4-6	2	1	2	0	1	6
Hall*	33	6-12	2-5	5-7	1-1-2	2	2	1	1	3	19
Ainge*	34	3-9	2-5	1-2	0-0-0	2	4	3	0	1	9
Balderson*	13	0-2	0-0	1-2	0-2-2	2	0	4	0	0	1
Rose	20	1-2	1-2	0-0	0-2-2	1	4	0	0	0	3
Burgess, J.	2	0-0	0-0	0-0	0-0-0	0	0	0	0	0	0
Nashif	3	0-0	0-0	0-0	0-0-0	0	2	0	0	0	0
Reichner	17	1-2	1-2	1-2	0-1-1	0	1	2	0	1	4
Burgess, S.	15	2-3	0-0	1-2	2-0-2	3	0	2	0	2	5
Jensen	21	9-10	0-0	2-2	2-3-5	4	0	2	1	1	20
Team					3-0-3						
TOTALS	200	27-49	6-16	12-19	11-14-25	21	17	17	3	9	71
FG% (55.1)		3P% (37.5)		FT% (63.2)							

New Mexico	MP	FG-A	3P-A	FT-A	REB	PF	A	TO	B	S	TP
Chiotti*	26	6-13	0-0	4-6	3-2-5	2	2	1	0	1	16
Neale*	29	4-5	3-4	4-4	1-4-5	0	0	0	0	0	15
Granger*	25	7-9	2-3	4-4	2-1-4	1	5	1	0	2	20
DeVries*	33	5-9	5-6	0-2	0-4-4	2	5	3	0	1	15
Walters*	31	3-3	1-1	0-0	1-1-2	3	3	1	1	1	7
Osby	8	0-0	0-0	1-4	0-0-0	3	0	1	0	2	1
Walter	7	2-4	2-4	2-2	0-0-0	1	1	0	0	0	8
Wall	12	0-0	0-0	0-0	0-0-0	0	2	0	0	0	0
Hart	3	0-0	0-0	0-0	0-0-0	1	2	0	0	1	0
Prentice	5	0-1	0-1	0-0	0-0-0	0	1	1	0	2	0
Harden	11	2-3	0-0	1-1	1-0-1	0	1	3	0	0	5
Danridge	10	2-3	0-0	0-0	0-0-0	1	0	1	0	0	4
Team					0-2-2						
TOTALS	200	31-50	13-19	16-23	8-14-22	14	22	12	1	10	91
FG% (62.0)		3P% (68.4)		FT% (69.6)							

Attendance: 16,087 Technical Fouls: NM - Danny Granger
Officials: Harris, McCall, Reischling UNM's Record: 19-6, 6-4 MWC

BYU	32	40	-	72
New Mexico	51	40	-	91

GAME NOTES

- With the victory New Mexico tied Air Force (15-10, 6-4) for second in the MWC...UNM has won five of its past six...the Lobos' six conference wins this season are already one more than last year and the most since UNM was 6-8 in 2000-01 and 2001-02
- New Mexico has won back-to-back games over BYU in Albuquerque for the first time since winning in 1999 and 2000...the Lobos' 91 points are the most they have scored against BYU since a 95-84 overtime victory at The Pit in 1992...it's the most the team has scored in regulation versus the Cougars since posting 93 in 1987...the 19-point margin of victory is the Lobos' biggest in the series since a 21-point win (85-64) in Provo in 1999

Game 28

New Mexico 77
UNLV 66

Feb. 28, 2005 • Las Vegas, Nev.

New Mexico	MP	FG-A	3P-A	FT-A	REB	PF	A	TO	B	S	TP
Chiotti*	37	7-9	0-0	4-4	4-4-6	2	4	4	0	2	18
Neale*	34	1-4	1-3	0-0	0-2-2	3	4	2	1	1	3
Granger*	33	9-17	2-7	2-4	1-7-8	3	0	6	0	0	22
DeVries*	37	6-8	6-8	0-0	0-4-4	3	1	3	0	0	18
Walters*	38	2-5	1-1	9-11	0-2-2	2	4	1	0	2	14
Waller	1	0-0	0-0	0-0	0-0-0	0	0	0	0	0	0
Wall	4	0-1	0-1	0-0	0-0-0	1	0	0	0	0	0
Hart	4	0-0	0-0	0-0	0-1-1	1	0	1	0	0	0
Harden	2	0-0	0-0	0-0	0-0-0	1	0	0	0	0	0
Danridge	10	1-1	0-0	0-0	0-0-0	1	0	0	0	0	2
Team					1-7-8						
TOTALS	200	26-45	10-20	15-19	4-27-31	17	13	17	3	3	77
FG% (57.8)		3P% (50.0)		FT% (78.9)							

UNLV	MP	FG-A	3P-A	FT-A	REB	PF	A	TO	B	S	TP
Blankson*	36	8-18	1-4	3-5	3-5-8	4	0	1	0	1	20
Hannan*	13	1-2	1-2	0-0	0-2-2	0	0	1	0	1	3
Amundson*	19	2-4	0-0	0-0	1-1-2	1	0	0	1	0	4
Umeh*	33	7-14	4-8	0-0	1-3-4	2	4	0	0	0	18
Morgan*	17	0-3	0-1	0-0	0-0-0	3	4	1	0	0	0
Beck	23	3-10	2-6	2-2	2-1-3	1	1	1	0	0	10
Terry	9	1-4	0-2	1-2	2-2-4	1	0	0	0	0	3
Blassingame	24	1-5	0-1	1-2	0-3-3	3	6	0	0	0	3
Anthony	13	1-1	0-0	0-1	0-1-1	1	0	0	1	1	2
Villeplue	13	1-1	0-0	1-1	2-0-2	4	0	0	0	0	3
Team					1-1-2						
TOTALS	200	25-62	8-24	8-13	12-19-31	20	15	10	2	3	66
FG% (40.3)		3P% (33.3)		FT% (61.5)							

Attendance: 11,119 Technical Fouls: none
Officials: Hall, Thornley, O'Neill UNM's Record: 22-6, 9-4 MWC

New Mexico	29	48	-	77
UNLV	24	42	-	66

GAME NOTES

- New Mexico's 77-66 win at UNLV - its largest winning margin ever over the Rebels in Las Vegas - snapped UNLV's 5-game winning streak
- The 22 wins are the most for UNM in six years, since the 1998-99 Lobos finished 25-9
- UNM sweeps UNLV for first time in MWC play...the Lobos swept during the 1998 season while both schools were in the Western Athletic Conference...UNM snapped a 7-game losing streak at UNLV, the last win being in 1998
- New Mexico has won consecutive MWC road games for the first time in 5 years, since winning 3 straight (at San Diego State, Air Force and BYU) in 1999-2000
- In the 2nd half, UNM was 14-19 (74%) from the field, 5-8 from beyond the arc

Game 26

No. 12 Utah 54
New Mexico 65

Feb. 21, 2005 • Albuquerque, N.M.

Utah	MP	FG-A	3P-A	FT-A	REB	PF	A	TO	B	S	TP
Hawkins*	18	2-4	0-0	0-0	0-2-2	5	0	2	0	1	4
Markson*	18	1-6	0-2	0-0	1-2-3	2	1	3	0	0	2
Bogut*	35	7-17	0-2	1-2	3-10-13	4	2	0	2	0	15
Jackson*	39	4-12	2-7	2-2	0-2-2	2	5	2	0	0	12
Chaney*	23	1-4	0-2	2-2	1-0-1	1	2	1	0	1	4
Calvin	12	0-2	0-0	0-0	1-0-1	0	2	0	0	0	0
Drisdorn	29	3-7	2-5	0-0	2-2-4	4	2	0	0	0	8
Jackson	9	1-1	0-0	1-2	1-0-1	0	0	0	1	0	3
Langvad	17	3-7	0-3	0-0	1-2-3	1	0	0	0	2	6
Team					3-3-6						
TOTALS	200	22-60	4-21	6-8	13-23-36	19	14	8	3	4	54
FG% (36.7)		3P% (19.0)		FT% (75.0)							

New Mexico	MP	FG-A	3P-A	FT-A	REB	PF	A	TO	B	S	TP
Chiotti*	36	5-9	0-0	0-1	0-1-1	1	2	2	1	0	10
Neale*	38	3-7	0-1	2-2	4-5-9	2	1	1	0	0	8
Granger*	29	5-12	2-4	3-5	0-9-9	4	1	2	3	2	15
DeVries*	38	2-9	1-5	2-2	0-2-2	0	3	0	1	0	7
Walters*	36	7-11	3-6	5-6	1-5-6	1	1	2	0	3	22
Osby	6	0-0	0-0	0-0	0-0-0	2	0	0	0	0	0
Walter	4	1-1	1-1	0-0	0-0-0	0	0	1	0	0	3
Wall	3	0-0	0-0	0-0	0-0-0	1	0	0	0	0	0
Hart	2	0-0	0-0	0-0	0-0-0	1	1	0	0	0	0
Harden	5	0-1	0-0	0-0	0-1-1	1	0	0	0	0	0
Danridge	3	0-0	0-0	0-0	0-0-0	0	0	0	0	0	0
Team					3-4-7						
TOTALS	200	23-50	7-17	12-18	8-27-35	14	9	8	5	5	65
FG% (46.0)		3P% (41.2)		FT% (66.7)							

Attendance: 17,360 Technical Fouls: Utah - Marc Jackson
Officials: Burks, Whitehead, Littlewood UNM's Record: 20-6, 7-4 MWC

Utah	26	28	-	54
New Mexico	31	34	-	65

GAME NOTES

- The Lobos notched their third straight win over Utah in Albuquerque...it's the seventh conference win, the most since finishing 9-5 in 1999-2000...UNM notched its 20th win on the season, reaching that plateau for the 20th time in school history, but first since 2000-01 (21-13)
- Head coach Ritchie McKay now has the highest season win total of his nine-year coaching career and evened his career record at 127-127, including 44-38 at New Mexico
- Utah had its 18-game winning streak snapped, falling for the first time since a 67-62 setback at Arizona on Dec. 11, 2004
- Junior guard Mark Walters finished with a season-high 22 points, one shy of his career-high 23, on 7-11 shooting, including 3-6 from beyond the arc
- Danny Granger tallied 3 blocks, moving past Jimmy Allen (79, 1977-78) into 8th place all-time at UNM with 81 career rejections

Game 29

Colorado State 61
New Mexico 72

March 5, 2005 • Albuquerque, N.M.

Colorado State	MP	FG-A	3P-A	FT-A	REB	PF	A	TO	B	S	TP
Smith*	35	4-8	0-0	4-6	2-6-8	3	1	2	2	0	12
Williams*	28	3-6	0-0	2-2	2-6-8	4	2	3	1	0	8
Nelson*	33	6-7	0-0	3-4	1-7-8	1	1	3	1	0	15
Morris, S.*	31	1-3	1-3	2-2	0-2-2	2	5	3	0	2	5
Morris, M.*	32	2-3	0-1	4-4	0-2-2	3	4	7	0	1	8
Rakleicki	22	3-6	3-6	0-1	1-2-3	2	2	3	0	0	9
Thomasson	4	0-0	0-0	0-0	0-0-0	0	0	0	0	0	0
Patterson	6	1-2	0-1	0-0	0-0-0	2	0	0	0	0	2
Vervens	9	1-1	0-0	0-0	0-0-0	3	0	3	1	0	2
Team					1-1-2						
TOTALS	200	21-36	4-11	15-19	7-26-33	20	15	24	5	3	61
FG% (58.3)		3P% (36.4)		FT% (78.9)							

New Mexico	MP	FG-A	3P-A	FT-A	REB	PF	A	TO	B	S	TP
Chiotti*	27	3-9	0-0	3-6	3-2-5	3	1	3	0	3	9
Neale*	29	4-7	2-5	1-4	1-0-1	0	0	1	1	3	11
Granger*	33	7-12	0-3	5-8	1-3-4	3	4	0	0	5	19
DeVries*	36	4-9	3-8	0-0	0-1-1	1	1	0	0	0	11
Walters*	23	3-10	2-5	2-2	1-1-2	2	4	1	0	2	10
Osby	3	0-0	0-0	0-0	0-1-1	0	0	0	0	0	0
Walter	4	0-1	0-1	0-0	0-1-1	0	1	0	0	0	0
Wall	19	1-3	1-2	0-0	2-0-2	2	2	2	0	3	3
Hart	3	0-0	0-0	2-2	0-1-1	1	0	0	0	0	2
Prentice	1	0-1	0-1	0-0	0-0-0	0	0	0	0	0	0
Harden	5	0-0	0-0	0-0	0-0-0	1	0	0	0	1	0
Danridge	15	3-3	0-0	1-2	2-0-2	3	0	0	1	0	7
Phaler	2	0-1	0-1	0-0	0-0-0	0	0	0	0	1	0

Game 31 • MWC Tournament

San Diego State 67
New Mexico 77

March 11, 2005 • Denver, Colo.

San Diego State	MP	FG-A	3P-A	FT-A	REB	PF	A	TO	B	S	TP
Walton*	26	2-10	2-8	2-2	2-1-3	2	3	1	1	1	8
Slaughter*	29	7-13	0-1	9-11	5-4-9	4	1	2	1	3	23
Heath*	39	8-19	3-8	3-5	0-3-3	1	4	2	0	2	22
Sharper*	34	2-5	2-5	0-0	1-0-1	3	1	1	0	1	6
Thomas*	27	0-7	0-0	0-0	3-3-6	3	1	0	1	1	0
Johnson	1	0-0	0-0	0-0	0-0-0	0	0	0	0	0	0
Smith	8	0-0	0-0	0-2	0-0-0	0	0	1	0	0	0
Davis	18	2-6	0-0	0-0	1-4-5	2	0	1	1	1	4
Manker	10	1-2	0-0	2-3	2-2-4	3	0	0	0	0	4
Camara	8	0-1	0-0	0-0	1-2-3	1	2	0	0	0	0
Team					1-2-3						
TOTALS	200	22-63	7-22	16-23	16-21-37	19	12	9	4	9	67
FG% (34.9)		3Pt% (31.8)		FT% (69.6)							

New Mexico	MP	FG-A	3P-A	FT-A	REB	PF	A	TO	B	S	TP
Chiotti*	38	5-11	0-0	0-2	2-4-6	2	2	2	0	2	10
Neale*	30	6-9	4-6	1-2	0-4-4	2	1	1	0	0	17
Granger*	37	8-12	1-3	5-6	4-10-14	3	3	3	5	1	22
DeVries*	37	5-10	3-7	2-4	0-5-5	3	1	1	0	0	15
Walters*	32	2-5	1-2	4-4	0-3-3	3	5	2	0	1	9
Osby	1	0-0	0-0	0-0	0-0-0	1	0	0	0	0	0
Wall	9	0-2	0-0	0-0	0-1-1	1	0	0	0	0	0
Hart	2	0-1	0-1	0-0	0-0-0	0	0	0	0	0	0
Prentice	1	0-0	0-0	0-0	0-0-0	0	0	0	0	0	0
Harden	0+	0-0	0-0	0-0	0-0-0	1	0	0	0	0	0
Danridge	13	2-4	0-0	0-0	0-1-1	1	1	2	0	0	4
Team					3-1-4						
TOTALS	200	28-54	9-19	12-18	9-29-38	17	13	13	5	4	77
FG% (51.9)		3Pt% (47.4)		FT% (66.7)							

Attendance: 9,415 Technical Fouls: none
Officials: Hall, McCall, Spaulding UNM's Record: 25-6, 10-4 MWC

San Diego State	28	39	-	67
New Mexico	36	41	-	77

GAME NOTES

- UNM improves to 25-6, tying for the second-most wins in school history...that is an 11-win improvement from last year and 15 wins better than 2002-03
- The Lobos never trailed in the game, taking a 9-0 lead 73 seconds into the game on 3-pointers by Troy DeVries, Alfred Neale and Danny Granger....The Lead was 26-14 before SDSU went on a 10-2 run to cut the margin to 28-24 as UNM went 4:31 without a basket...The Lobos answered with an 8-0 spurt, capped by consecutive 3s by Neale...SDSU trimmed the margin to 56-62 in the second half, but a 12-5 burst salted it away for the Lobos
- Alfred Neale hit four 3-pointers for the second game in a row.
- The Lobos' win streak improved to eight games with Chiotti, Neale, Granger, DeVries and Walters in the starting line-up.

Game 32 • MWC Tournament

New Mexico 60
No. 15 Utah 56

March 12, 2005 • Denver, Colo.

New Mexico	MP	FG-A	3P-A	FT-A	REB	PF	A	TO	B	S	TP
Chiotti*	35	3-7	0-0	1-2	0-1-1	1	2	1	1	0	7
Neale*	36	4-6	1-3	0-0	2-2-4	0	1	0	0	2	9
Granger*	39	9-17	2-3	8-8	5-6-11	2	3	4	0	1	28
DeVries*	37	3-8	3-8	0-0	0-1-1	1	1	2	0	2	9
Walters*	25	3-9	1-4	0-0	0-1-1	5	1	0	0	0	7
Osby	4	0-0	0-0	0-0	0-0-0	2	0	1	0	0	0
Walter	3	0-0	0-0	0-0	0-0-0	2	0	0	0	0	0
Wall	3	0-0	0-0	0-0	1-0-1	0	0	1	0	0	0
Hart	1	0-0	0-0	0-0	0-0-0	0	0	0	0	0	0
Harden	0+	0-0	0-0	0-0	0-1-1	0	0	0	0	0	0
Danridge	17	0-2	0-0	0-0	1-1-2	1	0	0	0	1	0
Team					1-3-4						
TOTALS	200	22-49	7-18	9-10	10-16-26	14	8	9	1	6	60
FG% (44.9)		3Pt% (38.9)		FT% (90.0)							

Utah	MP	FG-A	3P-A	FT-A	REB	PF	A	TO	B	S	TP
Hawkins*	29	1-4	0-0	0-0	3-1-4	2	3	2	0	0	2
Markson*	30	6-9	2-3	0-2	0-2-2	3	2	0	0	2	14
Bogut*	37	8-15	1-2	2-2	9-7-16	2	1	2	2	1	19
Jackson, M.*	40	2-8	1-6	4-4	1-1-2	2	4	4	0	1	9
Drisdorf*	38	3-9	3-7	0-0	0-5-5	4	5	2	0	1	9
Calvin	2	0-0	0-0	0-0	0-0-0	1	0	0	0	0	0
Chaney	10	0-3	0-2	0-0	0-0-0	0	0	1	0	0	0
Jackson, C.	3	0-0	0-0	0-0	0-0-0	1	0	1	0	0	0
Langvad	11	1-2	1-1	0-0	0-0-0	0	0	0	0	1	3
Team					1-1-2						
TOTALS	200	21-50	8-21	6-8	14-17-31	15	15	12	2	6	56
FG% (42.0)		3Pt% (38.1)		FT% (75.0)							

Attendance: 10,628 Technical Fouls: none
Officials: Hall, McCall, Harris UNM's Record: 26-6, 10-4 MWC

New Mexico	30	30	-	60
Utah	24	32	-	56

GAME NOTES

- The 60-56 victory over 15th-ranked Utah in the MWC Tournament title game gives New Mexico a 26-6 record and sends UNM to the NCAA Tournament for the 11th time in school history and the first time since 1999...it's the first NCAA appearance for Ritchie McKay, who is in his 9th year as a head coach and 3rd season at New Mexico
- New Mexico is 8-5 on the road and in neutral games in 2004-05...that's the most wins since the 1997-98 team finished 9-7...UNM entered the season with a 29-game losing streak in contests away from Albuquerque
- Tournament MVP Danny Granger scored a season-high 28 points and pulled down 11 rebounds for his 12th double-double of the season, 20th while at UNM and 31st in his collegiate career
- Alfred Neale scored 41 points in the tournament, drilling 9 of 14 shots from beyond the arc and was named to the all-tournament team

Game 33 • NCAA Tournament

New Mexico (12th Seed) 47
No. 22 Villanova (5th Seed) 55

March 18, 2005 • Nashville, Tenn. • Syracuse Region

New Mexico	MP	FG-A	3P-A	FT-A	REB	PF	A	TO	B	S	TP
Chiotti*	31	2-8	0-0	1-2	5-4-9	1	2	2	2	3	5
Neale*	31	3-8	3-7	0-0	0-4-4	4	0	2	0	1	9
Granger*	40	5-16	1-5	4-6	3-9-12	4	0	2	1	1	15
DeVries*	26	1-8	0-7	0-0	0-1-1	3	2	3	0	1	2
Walters*	31	6-11	0-3	2-2	3-3-6	4	0	2	0	1	14
Walter	2	0-0	0-0	0-0	0-0-0	0	0	0	0	0	0
Wall	14	0-0	0-0	2-2	0-1-1	0	0	0	4	0	2
Hart	6	0-2	0-2	0-0	0-0-0	2	0	0	0	0	0
Harden	2	0-0	0-0	0-0	0-0-0	0	0	0	0	0	0
Danridge	12	0-3	0-0	0-0	1-0-1	2	0	2	1	1	0
Phalar	2	0-1	0-1	0-0	0-1-1	0	0	0	0	0	0
Team					1-1-2						
TOTALS	200	17-57	4-25	9-12	12-23-35	20	6	17	4	9	47
FG% (29.8)		3Pt% (16.0)		FT% (75.0)							

Villanova	MP	FG-A	3P-A	FT-A	REB	PF	A	TO	B	S	TP
Foye*	36	4-12	4-10	2-2	3-6-9	2	4	7	1	2	14
Sumpter*	37	1-10	0-1	0-2	4-8-12	3	0	4	0	2	2
Sheridan*	28	2-4	0-0	4-4	5-3-8	2	1	1	2	3	8
Nardi*	35	4-8	3-7	4-6	0-3-3	1	2	3	0	2	15
Ray*	27	1-12	1-9	1-2	1-2-3	3	0	4	0	0	4
Lowry	20	2-6	0-2	4-6	2-3-5	2	1	0	0	3	8
Fraser	14	0-0	0-0	2-2	2-2-4	2	1	1	1	0	2
Austin	3	1-1	0-0	0-0	0-1-1	0	0	0	0	0	2
Team					1-1-2						
TOTALS	200	15-53	8-29	17-24	18-29-47	15	9	20	4	12	55
FG% (28.3)		3Pt% (27.6)		FT% (70.8)							

Attendance: 17,081 Technical Fouls: none
Officials: Cartmell, Janssen, Edsall UNM's Record: 26-7, 10-4 MWC

New Mexico	11	36	-	47
Villanova	34	21	-	55

GAME NOTES

- The Lobos' season and a 9-game winning streak come to an end with a 55-47 loss to Villanova in the first round of the NCAA Tournament...New Mexico finishes 26-7 on the season and also had a 5-game winning streak snapped in games away from Albuquerque...that was UNM's best streak since 1978.
- UNM trailed 34-10 at one point in the first half and 34-11 at halftime, making just 4-22 FGs...the Lobos battled back to make it a 52-47 game with 29.3 seconds remaining, but could get no closer.
- UNM had season-lows for points (47), FG% (29.8%) and 3-point FG% (16%).
- Villanova made just 3 of 23 FGs in the second half, the last bucket coming at the 12:16 mark that gave them a 40-21 advantage.
- New Mexico is now 6-12 in 11 NCAA appearances
- The starting lineup of David Chiotti, Troy DeVries, Danny Granger, Alfred Neale and Mark Walters lost for the first time in the past 10 games