

NEW MEXICO FOOTBALL



2018 MEDIA GUIDE



TERANCE MATHIS



GLOVER QUIN

BRIAN URLACHER

BYRON BELL

GENERAL INFORMATION

Name of School	University of New Mexico
City/Zip	Albuquerque, N.M. 87106
Founded	1889 by Territorial Legislature
Enrollment	25,015
Nickname	Lobos
School Colors	Cherry and Silver
Stadium	Dreamstyle Stadium
Capacity	39,224
Conference	Mountain West
Affiliation	NCAA I
President	Dr. Garnett Stokes
Athletic Director	Eddie Nuñez
Athletic Dept. Phone	505-925-5501
Ticket Office Phone	505-925-LOBO

COACHING STAFF

Head Coach	Bob Davie
Alma Mater, Year	Youngstown State, 1977
Record at School (years)	30-45, 7th season
Career Record (years)	65-70, 12th season
Football Office Phone	505-925-5700
Best Time of Day to Reach Coach	Contact SID
Assistant Coaches	
Calvin Magee	Off. Coord./RB
Saga Tuitele	Offensive Run Game Coord./OL
Apollo Wright	Offensive Pass Game Coord./QB
Scott Baumgartner	WR
Clay Davie	TE
Jacob Girdle	Grad. Asst. (Offense)
Greg Svarczkopf	Grad. Asst. (Offense)
Kevin Cosgrove	Def. Coord./ILB
Perry Eliano	Special Teams Coord./CB
Jordan Peterson	Defensive Pass Game Coord./S
Stan Eggen	DL
Archie McDaniel	OLB
Michael Smith	Grad. Asst. (Defense)
Jake Rothschilder	Grad. Asst. (Defense)
Greg Svarczkopf	Grad. Asst. (Defense)
Asst. A.D. for Football	Brian DeSpain
Video Coordinator	Chris Crooks
Videographer	Paul Kasero
Dir. of Recruiting	Mitchel Kleinschrodt
Director of Athletic Performance	Aurmon Satchell
Asst. Athletic Performance Dir.	John McWilliams

TEAM INFORMATION

2017 Overall Record	3-9
2017 Mountain West Record/Finish	1-7/T-5th Mt.

HISTORY

First Year of Football	1892
Overall All-Time Record	483-590-31
Number of Bowls/last	13/2016
Bowl Record	4-8-1
NFL Draft Picks	65

COMMUNICATIONS

Press Box Phone	505-925-5805
SID Mailing Address	New Mexico Athletics
Colleen J. Maloof Administration Building	
1 University of New Mexico	
MSC04 2680	
Albuquerque, NM 87131-0001	
Overnight Address	New Mexico Athletics
Colleen J. Maloof Administration Building	
1414 University Boulevard SE	
Albuquerque, NM 87106	

2018 SCHEDULE

Date	Opponent (TV)	Time (MT)
9/1	Incarinate Word (ESPN3)	6 pm
9/8	at Wisconsin (Big Ten Network)	10 am
9/15	%at New Mexico State (AggieVision)	6 pm
9/29	Liberty	4 pm
10/6	*at UNLV (AT&T Sports Network)	2 pm
10/13	*at Colorado State (AT&T Sports Network)	2 pm
10/20	*Fresno State (ESPN Family of Networks)	TBA
10/27	*at Utah State (Stadium/Facebook)	2 pm
11/3	*San Diego State (ESPN Family of Networks)	TBA
11/10	*at Air Force (CBS Sports Network)	1:30 pm
11/16	*^Boise State (CBS Sports Network)	7 pm
11/24	*Wyoming (AT&T Sports Network)	12:30 pm

^denotes Friday night

%denotes Rio Grande Rivalry Game

2018 ROSTER BREAKDOWN**STARTERS/LETTERWINNERS RETURNING**

Letterwinners Returning/Lost:	51/18
Offensive Letterwinners Returning/Lost:	27/9
Defensive Letterwinners Returning/Lost:	24/9
Specialist Letterwinners Returning/Lost	2/2
Offensive Starters Returning/Lost:	7/4
Other Off. Returners with Career Starts.	5
Defensive Starters Returning/Lost:	6/5
Other Def. Returners with Career Starts.	5
Specialists Starters Returning/Lost:	2/2

ON THE INSIDE

Quick Facts/Schedule	1
Roster Breakdown/Policies & Procedures	2
University of New Mexico	3-4
Center for Student-Athlete Success	5
Academic Success/Support	6-7
Lobos in the NFL	8-13
Lobos in the NFL Draft	14
Dreamstyle Stadium	15-16
Athletic Performance Center	17
Famous Alumni	18-19

COACHING STAFF & PLAYERS

Head Coach Bob Davie	20-22
Assistant Coaches and Support Staff	23-40
2017 Rosters	41-42
Where the Lobos are From	43
Returning Player Pages	44-73
Newcomer Player Pages	74-77
Markel Byrd Dedication	78

2017 SEASON REVIEW

2017 Statistics	79-92
Last Time It Happened	93
2017 Game-By-Game Boxscores/Recaps	94-99
2017 Honors/Final Standings	100-101

RECORDS

New Mexico Man	102
Records	103-114
Offensive Year-By-Year	115
Offensive Year-By-Year	116
Honors/Players of the Week	117-120
Attendance Records	121
Home Openers	122
Season Openers	123
Homecoming	124
NCAA Rankings	125
End of Season Honors	126
Bowl History	127-131
All-Time Lettermen	132-137
All-Time Season Results	138-143

ADMINISTRATION/MEDIA INFORMATION

President Garnett T. Stokes	144
Athletic Director Eddie Nuñez	144
Board of Regents	144
Media Outlets	145
Media Information	146
Mountain West	147-148

NEW MEXICO ATHLETICS**Mission**

DEVELOPING LOBOS FOR LIFE!

Vision Statement

The University of New Mexico athletics aspires to be the premier athletic program in our Conference and recognized as a national leader in inter-collegiate athletics with an international reputation for excellence.

Core Values

Student Athlete Experience - We provide an environment that promotes personal, academic, athletic, and social development. We prepare Lobos for Life!

Integrity - We are honest, respectful, and accountable.

Excellence - We maximize our efforts and talents to ensure success of the Lobos.

Respect - We value the importance of diversity, fairness, goodwill and sportsmanship.

Lobo Pride - We support an atmosphere that embraces school spirit, honors tradition, and develops Lobos for Life!

ROSTER BREAKDOWN

2017 LETTERMEN RETURNING (50)
(49 from 2017, 1 2016 redshirt returned)

Offense (25): QB (2) Coltin Gerhart*, Tevaka Tuoti* **RB (4)** Jahvon Jones**, Kentrail Moran*, Tyrone Owens***, Zahneer Shuler*, **WR (11)** Q' Drennan**, Jay Griffin IV*, Delane Hart-Johnson**, Rafael Hidalgo*, Emmanuel Harris*, Elijah Lilly**, Aaron Molina*, Patrick Reed***, Anu Somoye**, Anselem Umeh*, Thomas Vieira*; **TE (2)** Erik Beilman*, Marcus Williams*; **OL (6)** Erik Beilman**, Chris Estrella*, Charlie Grammel**, Beau Hott**, Aaron Jenkins***, Teton Saltes*

Defense (22): DL (5) Cody Baker**, Aaron Blackwell*, Jermaine Conyers*, Nahje Flowers*, Everett Powell**; **LB (7)** DaQuan Baker*, Rayshawn Boyce*, Rhashaun Epting*, Jordan Flack*, Alex Hart***, Sitivena Tamiavena*, Evahalotu Tohi*; **S (5)** Stanley Barnwell, Jr., Kameron Miller*, Gabe Ortega*, Bijon Parker***, Michael Sewell, Jr.*; **CB (5)** Jalin Burrell*, Corey Hightower*, Willie Hobdy, Jr.*, Blair Manly**, D'Angelo Ross*

Specialists (2): Jared EnRico*, Lon Hampton*; denotes letters won

STARTERS RETURNING (15)

Offense (7): QB Lamar Jordan, RB Tyrone Owens, OL Charlie Grammel, OL Aaron Jenkins, TE Marcus Williams, TE, WR Q' Drennan, WR Patrick Reed

Defense (6): DL Cody Baker, LB, Rhashaun Epting, LB Alex Hart, CB Jalin Burrell, CB D'Angelo Ross, S Bijon Parker

Specialists (2): LS Jared EnRico, LS Lon Hampton

STARTERS LOST (11)

Offense (4): QB Lamar Jordan, OL Ray Baylor III, OL Blaise Fountain, OL Avery Jordan

Defense (5): DL Garrett Hughes, DL Johnny Williams, LB Austin Ocasio, S Jacob Girdle, NICK Jake Rothschilder

Specialists (2): P Corey Bojorquez, K Jason Sanders

REDSHIRTS/SQUAD RETURNING (25)

Offense (11): QB (1) Jonah Leyva (RS) **RB (4)** Bryson Carroll (SQ), Bobby Cole (RS), Micah Gray (RS), Daevon Vigilant (RS), **WR (1)** Cade Hackey (RS); **TE (2)** Aaron Overacker (SQ), Daniel Peabody (RS) **OL (3)** Radson Jang (RS), Nick Iacovangelo (RS), Hayden Wilson (RS)

Defense (11): DL (1) Langston Murray (RS); **LB (6)** David Brown (SQ), Matt French (SQ), James Portilla (SQ), Brandon Shook (RS); Xavier Vigil (RS); Joshua Woison (RS); **S (4)** Nico Bolden (RS), Marcus Hayes (RS), Johnny Hernandez (RS)

Specialists (3): K Dylan Kelly-Romero (RS), P John Mitchell (RS), K Andrew Shelley (RS)
denotes letters won

NEW MEXICO MEDIA POLICIES & PROCEDURES

New Mexico Media Luncheon

In the fall, the New Mexico Media Luncheons are Tuesdays from noon to 1 p.m. Coach Davie is available at 12:30 p.m. Audio and video clips from Davie are available at www.golobos.com. The press conferences are also streamed on GoLobos.com by LoboTV. Please note that the Mountain West no longer conducts a football coaches teleconference. The luncheon is on the Zia II level of the West Pressbox.

Bob Davie Interview Opportunities

Coach Davie is available after practice on Monday, Wednesday and Thursday during game week. His first interview opportunity after road games will be on Monday morning after practice. LoboTV does post raw footage of postgame interviews for television stations and media. For access, contact Frank Mercogliano at fmercog@unm.edu.

New Mexico Player Interview Opportunities

All player interviews must be arranged through the UNM athletics communications office. In the fall, the main time for interviews is after practice. Wednesday is the last day for player interviews, and Thursday is the last day for coach interviews. For lengthier interviews, please call the communications office to arrange.

Postgame: The UNM locker room is closed. Requested players will be brought to the football classroom on the second floor of the Tow Diehm football building and outside the locker room for road games.

Wireless in the Press Box

The press box at University Stadium is fully equipped for wireless connections. Access is free, but those wanting access need their own internal or external wireless cards. Phone lines are available.

www.collegepressbox.com

CollegePressBox.com gives the media one-stop access to updated contact information, media guides, game books, photos, quotes, links and more for each of the league's schools and the Mountain West office. Log-in information will be provided by the MW office to accredited media, or you can apply for a password by sending an e-mail to password@collegepressbox.com.

Live Stats

The University of New Mexico is proud to utilize Sidearmstats for Live Stats. Media members in the arena for home games can log onto www.golobos.com/sidearmstats/football/media from any laptop or tablet. From a mobile phone, media members can log into www.golobos.com/sidearmstats/football/media, download the app and have instant access to stats on your mobile device.

Ticket Information

- online at unmtickets.com
- by calling 925-5858 or toll-free at 800-955-HOWL.
- Albertson's stores in Albuquerque, Rio Rancho, Los Lunas and Santa Fe
- Lobo Ticket Office inside the Pit at the NW corner of University & Cesar Chavez boulevards from 8:30-5 Monday-Friday
- UNM Bookstore (Bookstore Ticket Office is closed on Mondays) For more information call the New Mexico Athletics Ticket Office at (505) 925-5626 or 1-800-955-HOWL (4695). Call (505) 925-5500 for group tickets and ask to speak to a customer service representative.

On Game Day, the northeast box office at Dreamstyle Stadium opens four hours prior to kickoff, and the Lobo Ticket Office at Dreamstyle Arena opens three hours before game time. The northwest Dreamstyle Stadium box office opens 90 minutes before kickoff.

Lobo Talk & The Lobo Coaches Show

In the fall, host Robert Portnoy and coach Bob Davie discuss UNM football at Lobo Talk Wednesdays. The show airs from 7-8 p.m. at Uptown Sports Bar in Uptown. Fans can call 866-350-4309 to ask coach Davie a question. Also in the fall, the Lobo Coaches Show will be produced by LoboTV, with distribution channels to be announced in the fall.

Game Credentials

Regular UNM media will receive game credentials prior to the start of the season. Media members with season credentials will also serve as a parking pass for the Baseball East or Baseball South lot across from the stadium.

Visiting team media should request single-game credentials through their team's media relations office. Media passes work as parking passes for the Baseball East and media lots.

Media members not associated directly with a team can email requests to fmercog@unm.edu. Please have these Wednesday of game week (Tuesday for Friday night home games).

For media members picking up credentials at will call without parking passes, it is located in the Northeast corner of the stadium by Gate 7 or 8. With parking passes credentials will be located at the University Drive entrance to the Baseball & Pit East lots with the parking attendant. This should allow you to get your credential without having to wait in line or deal with parking on the north side of the stadium.

Parking

Media parking is located across and just south of the stadium off University Drive. Media members can park in the Baseball East lot which is located next to University Drive. The Baseball East lot entrance is off University Drive between Lobo Baseball Field and the Rudy Davalos Center.

Visiting Radio

The visiting radio booth is located on the 4th level of the main press box, next to the main media area.

THE UNIVERSITY OF NEW MEXICO

Founded in 1889 as New Mexico's flagship institution, The University of New Mexico now occupies nearly 800 acres near old Route 66 in the heart of Albuquerque, a metropolitan area of more than 500,000 people. From the magnificent mesas to the west, past the banks of the historic Rio Grande to the Sandia Mountains to the east, Albuquerque is a blend of culture and cuisine, styles and stories, people, pursuits and panoramas.

Offering a distinctive campus environment with a Pueblo Revival architectural theme, the campus buildings echo nearby Pueblo Indian villages. The nationally recognized campus arboretum and the popular duck pond offer an outstanding botanical experience in the midst of one of New Mexico's great public open spaces.

The People

As a Hispanic-Serving Institution, the University represents a cross-section of cultures and backgrounds. In fall of 2017 25,015 students, attended main campus with another 7,609 students at branch campuses and education centers.

UNM boasts an outstanding faculty that includes a Nobel Laureate, two MacArthur Fellows, 35 Fulbright scholars and several members of national academies. Faculty publish in many professional journals including Scientific American, The New England Journal of Medicine and Nature. UNM professors have been quoted in Newsweek, Los Angeles Times, Business Week, People Magazine, Parade Magazine, U.S. News and World Report, and The New Yorker, among others. They have shared their expertise on CNN, the Today Show, Good Morning America, Nova National Geographic and other news shows.

UNM employs more than 20,000 people statewide, including employees of University Hospital. It has more than 159,000 active alumni, with Lobos in every state and more than 1,400 alumni outside the U.S. More than half of UNM's alumni choose to remain in New Mexico.

The Places

The University has branch campuses in Gallup, Los Alamos, Taos and Valencia County, plus UNM West, an extension campus in Rio Rancho. UNM offers bachelor and graduate degree completion programs throughout the state via Extended Learning and has education centers located at the four branch campus locations as well as in Santa Fe, Farmington, and at Kirtland Air Force Base. UNM's libraries, museums, galleries and performance spaces are a rich cultural resources for the state. Home to the Lobos and contenders in the Mountain West Conference, UNM athletics draw fans from all over. Wise Pies Arena aka The Pit is one of college basketball's most famous and recognizable buildings. In fact, The Pit was ranked 8th by USA Today as one of the best arenas to watch college basketball.

The Programs

UNM is a place where cutting-edge research and creative endeavors flourish. UNM research injects millions of dollars into New Mexico's economy, funds new advancements in health-care, and augments teaching – giving students valuable hands-on training in state-of-the-art laboratories.

The Health Sciences Center is the state's largest integrated health care treatment, research and education organization. U.S. News and World Report's 2015 edition of "America's Best Graduate Schools" ranks the UNM School of Medicine 40th in primary care and 83rd in research, while specific areas also rank again among the top 10 – rural medicine, second, and family medicine, ninth. Additionally, in health disciplines, UNM's nursing/midwifery program is ranked fifth. UNM School of Law is ranked 72th, while ranking ninth in clinical training. UNM College of Fine Arts is ranked 53rd, with its photography program ranked fifth in the nation. The engineering program is ranked 87th nationally, with electrical engineering coming in at 53rd, and Chemical Engineering ranking at 58th.

UNM is the only Hispanic-Serving Institution in the U.S. that is also classified a Carnegie Research University with Very High Activity. Recently, Hispanic Business Magazine ranked four University schools among the top 10. The list included: UNM School of Law, seventh; UNM Anderson School of Management, fourth; UNM School of Medicine, seventh; and the UNM School of Engineering, sixth.


Among the University's outstanding research units are the Center for Advanced Research Computing, Cancer Center, New Mexico Engineering Research Institute, Center for High Technology Materials, Design Planning Assistance Center, and the Mind Research Network.

UNM Traditions-The Lobo Nickname

A number of legends have arisen over the years as to how The University of New Mexico got "Lobo" as its official nickname. When the university began playing football in 1892, the team was simply referred to as "The University Boys" or "Varsities" to distinguish themselves from the prep school kids.

The student body, at least as early as 1917, began to seriously explore the possibilities for both a mascot and a new name for the student newspaper, which was then called simply the "U.N.M. Weekly." Several names for the paper were suggested, including The Rattler, the Sand Devil, the Ki-yo-te and the Cherry and Silver. However, there was no single name that struck a responsive chord among the students and when school opened in the Fall of 1920 the U.N.M. Weekly was still there.

On Sept. 22, 1920, sophomore George S. Bryan, editor of the U.N.M. Weekly and student manager of the football team, was present at a Student Council meeting for the purpose of suggesting that the University teams be given a mascot name as at that time many universities had mascot names for their teams. Bryan suggested Lobo, the Spanish word for wolf, as the nickname. The name was enthusiastically received. The Oct. 1 issue of the student paper said, "The Lobo is respected for his cunning, feared for his prowess, and is the leader of the pack. It is the ideal name for the Varsity boys who go forth to battle for the glory of the school. All together now; fifteen rahs for the LOBOS."



From that beginning, the Lobo nickname has remained with The University of New Mexico for over almost 100 years.

UNM Traditions - The Lobo Mascot

After "Lobo" was adopted as the school's nickname in 1920, it was not long thereafter that a real Lobo became the mascot.

Bruno Dieckmann, class of 1902, and by 1920 a successful Albuquerque insurance and real estate agent, acquired the first Lobo for the University at his own expense. At the time he was treasurer of the Athletic Association and "one of the most admired men in town."

Elsie Ruth Chant, class of 1923, recalled, "All of the girls on campus wanted to be seen with him.

He was an accomplished concert violinist as well as being a successful businessman, and he was rich. He drove a Stutz Bearcat convertible around town and all of the girls would compete to get rides with him. Sometimes he had five or six girls in the car, and when he finally got married, he left broken hearts all over campus. Anyway, he either caught it himself or he paid to have a wolf captured in the Mount Taylor area. The wolf was brought into the school and a student by the name of Bowman would take it on a leash to the football practice area."

Apparently, a government trapper named Jim Young caught a wolf pup on the Floyd Lee Ranch near Mount Taylor in western part of the state. The cub became the responsibility of the cheerleaders and it appeared in harness at every football game. However, in the late 20s, a child teased the wolf and the child was bitten at one of the games. UNM officials were forced to dispose of the wolf, as one historian put it, "for fear other ill-bred brats might become tempted to play with the wolf and bring a damage suit."

A live wolf was not a part of the scene for over 90 years, but recently, Zoerro the Wolf from the Wild Spirit Wolf Sanctuary has been at events for photo opportunities and to educate UNM fans on the wolves and to "educate the public about wolves, wolf-dogs, and other related species, our eco-system and how we all play a part in it, and the excellent, ethical care and treatment of all animals domestic and wild." In the early 1960s a human mascot named "Lobo Louie" was created. A second mascot, "Lobo Lucy" was created in the early 1980s. Both are now members of the school's cheerleading squad.

UNM Traditions - Cherry and Silver

The most common origin of New Mexico's school colors dates back nearly 100 years. Apparently, the school colors in the early 1890s were black and gold. Ms. Harriet Jenness, a faculty member who taught drawing, drama, penmanship, and music, suggested a change in school colors because black and gold did not give a true feeling of New Mexico. She suggested the crimson evening glow of the majestic Sandia mountains to the east. The silver came from when students and faculty took picnics in the Sandias and noted the Rio Grande looked like a silver ribbon winding through the valley below. Her ideas were enthusiastically adopted by the faculty and staff. The crimson was later changed to cherry, the color of a Sandia sunset. Miss Jenness died in 1895, two years before the colors were adopted as "official." From 1973-79, turquoise was integrated into the official school colors, at least, for the athletics teams. The football team wore turquoise jerseys at home during those years. Cherry and silver returned as the predominant colors in 1980, and teams will now wear turquoise as an alternate or throwback jersey.



UNM Traditions - The Alma Mater

The Alma Mater (in Latin means "Nourishing" or "Dear Mother") was a source of contention at UNM in 1947. The original Alma Mater was set to the tune of "Annie Lyle," which was an unpopular tune with the student body for a long period of time. The student body voted in a general election to change the Alma Mater and found Glee Club Director Craig Summers to oblige. Actually Mr. Summers and his father wrote the present Alma Mater three years before and called it "The New Mexico Hymn."

New Mexico, New Mexico
We sing to honor thee.
This golden haze of college days
Will live in memory.
This praise we sing will ever ring
With truth and loyalty New Mexico, your fame we know
Will last eternally.

UNM Traditions - The Fight Song

The UNM fight Song was written in 1930. The music to the Fight Song was written by Dean Lena Clauve, who served the University for 32 years as a professor of music education and as the Dean of Women. Dr. George St. Clair, professor in the English Department, wrote the lyrics.

Hail to thee, New Mexico,
Thy loyal sons are we. Marching down the field we go,
Fighting for thee.
RAH! RAH! RAH!
Now we pledge our faith to thee,
Never shall we fail.
Fighting ever, yielding never.
HAIL! HAIL! HAIL!



CENTER FOR STUDENT-ATHLETE SUCCESS

**Mission**

The Lobo Center for Student-Athlete Success, in conjunction with the University of New Mexico, provides support services for prospective, current, as well as former student-athletes in an effort to increase academic and personal success. Student athletes are encouraged to develop personal responsibility, intelligent decision making, and leadership skills through the provision of educational experiences both inside and outside of the classroom. The Lobo Center also celebrates the academic and civic achievements by our student-athletes.

Services Offered Study Hall

The study halls are sport specific and designed to accommodate each athletic team in a structured and professional academic setting. The atmosphere is intended to foster an environment that is conducive to learning and group facilitation.

Each team study hall is staffed and monitored by at least one study hall monitor. The study hall monitors are

proficient in a myriad of subjects and provide assistance to the student-athletes when needed

Athletic Computer Labs

The athletic computer lab is an academic aid to student-athletes, and its primary purpose is to facilitate the scholastic pursuits of student athletes at the University of New Mexico.

Laptop Computers

Laptop computers are available to all student-athletes on a first come, first serve basis. The laptops are for student-athletes to use when they are on the road traveling for competition.

Learning Strategist

The Center also has an in-house Learning Strategist devoted to providing support to student-athletes who have been diagnosed with a learning disability as well as those who need additional instruction in specific content areas and general study skills. The Learning Strategist also provides workshops that address study skills and time management. Individual appointments can be made as needed as well as class specific reviews can be coordinated.

Books on Loan

A benefit of being a student-athlete on scholarship is an in-house bookroom where student-athletes can get their textbooks for their classes. Our bookroom administrator can look up student's class schedules to determine the necessary textbooks, which eliminates the time-consuming tasks of going to the bookstore to research the books for each class and then standing in long lines to purchase them!

Academic Monitoring

Student-athlete progress is monitored by the Student Support Staff, housed in the Lobo Center. Three times a semester instructors will provide feedback on student-athletes academic progress. Progress forms are sent at the 4th, 8th, and 12th week during the academic semester. The information provided in these forms are forwarded to coaches and used to help student-athletes with their academic progression.

**Academic Advisement**

Each student-athlete at UNM is required to meet with their athletic academic advisor at least once a semester for class registration advisement. Once a major is declared, the student athlete is required to meet their assigned major advisor at least once per semester and then return a completed pre-enrollment form to their assigned athletic advisor. An athletic academic advisor is always available to answer any and all questions.

University 101

University 101 is a three (3) credit hour course that is designed to help freshmen student-athletes successfully transition into life and learning at the university. This course provides freshman student-athletes with a special orientation to the university community, the UNM athletics program, and the NCAA rules and regulations. Although the course does not fulfill core curriculum requirements, it is applicable towards elective credit. Furthermore, it is required for all incoming freshmen scholarship student-athletes.

ACADEMIC SUCCESS


**Lobo Football Posts Best Spring Semester GPA Under Davie**

Under Coach Bob Davie, the Lobo Football team has had the mantra of Outwork, Outhit, Outdiscipline. When it comes to the books, and the classroom, that certainly was true in the Spring 2018 semester.

The Lobo Football team recorded a cumulative 2.85 GPA, the highest academic semester in the 13 overseen by head coach Bob Davie. That semester came of the heels of 23 Lobos earning Mountain West All-Academic, the most in the program's history since the Mountain West implemented the teams back in 2002.

Pictured to the left is head coach Bob Davie with Garrett Hughes, Chris Davis, Blaise Fountain, Romell Jordan, Austin Ocasio, Everett Powell and Evahelotu Tohi, who all walked at graduation ceremonies in the Spring.


2017 MOUNTAIN WEST ALL-ACADEMIC



Erik Beilman
Liberal Arts



Aaron Blackwell
Liberal Arts



Corey Bojorquez
Liberal Arts




Chris Davis
Liberal Arts



Q' Drennan
Liberal Arts




Jordan Flack
Liberal Arts



Blaise Fountain
Liberal Arts




Coltin Gerhart
Liberal Arts




Jacob Girdle
Liberal Arts



Charlie Grammel
Liberal Arts



Lon Hampton
Liberal Arts



Alex Hart
Liberal Arts




Rafael Hidalgo
Liberal Arts




Elijah Lilly
Liberal Arts



Blair Manly
Liberal Arts



Kene Okonkwo
Liberal Arts



Gabe Ortega
Liberal Arts



D'Angelo Ross
Liberal Arts




Jake Rothschiller
Liberal Arts



Kyle Rothschiller
Liberal Arts



Teveka Tuioti
Liberal Arts



Jason Sanders
Liberal Arts



Anselem Umeh
Liberal Arts

ACADEMIC SUPPORT



ACADEMIC SERVICES OFFERED

STUDY HALL

The study halls are sport specific and designed to accommodate each athletic team in a structured and professional academic setting. The atmosphere is intended to foster an environment that is conducive to learning and group facilitation.

ATHLETIC COMPUTER LABS

The athletic computer lab is an academic aid to student-athletes, and its primary purpose is to facilitate the scholastic pursuits of student-athletes at the University of New Mexico. Laptop computers are available to all student-athletes when they are on the road traveling for competition.

LEARNING DISABILITIES SUPPORT LEARNING STRATEGIST

The Center also has an in-house Learning Strategist devoted to providing support to student-athletes who have been diagnosed with a learning disability as well as those who need additional instruction in specific content areas and general study skills.

BOOKS ON LOAN

A benefit of being a student-athlete on scholarship is an in-house book room where student-athletes can get their textbooks for their classes.

ACADEMIC MONITORING

Student-athlete progress is monitored by the Center. Three times a semester instructors will provide feedback on student-athletes academic progress.

ACADEMIC ADVISEMENT

Each student-athlete at UNM is required to meet with their athletic academic advisor at least once a semester for class registration advisement.

DEREK SOKOLOFF SENIOR STUDENT SUCCESS MANAGER, FOOTBALL

Derek Sokoloff rejoined the Lobo Athletic Department in February 2016 as Senior Student Success Manager for football, coordinating the academics support services for the team as well as supervising a full-time advisor.

He returned after taking a one-year stint as a corporate accountant for Gap Inc. Prior to this, Sokoloff worked from 2011-2014 as the academic coordinator for football at UNM, coordinating all of the academic support services for the team. During his time at UNM he has led the team to record setting APR scores and team GPAs.

Sokoloff earned his Bachelors from Marywood University in Psychology in 2009. A Masters in Higher Education Counseling from Syracuse University in 2011. A MBA from the University of New Mexico in 2014 and he is currently working on his Ph.D. in Physical Education, Sports, and Exercise Science.





LOBOS IN THE NFL

Ben Agajanian

Height: 6' 0" Weight: 195

Born: 8/28/1919, in Santa Ana, CA, USA

High School: San Pedro (CA)


		FGM	FGA	XPM	XPA
1945	Philadelphia Eagles	0	0	0	0
1945	Pittsburgh Steelers	0	0	0	0
1947	Los Angeles Dons	0	0	0	0
1948	Los Angeles Dons	0	0	0	0
1949	New York Giants	8	13	35	36
1953	Los Angeles Rams	10	24	36	37
1954	New York Giants	13	25	35	35
1955	New York Giants	10	15	32	33
1956	New York Giants	5	13	23	23
1957	New York Giants	10	18	32	32
1960	Los Angeles Chargers	13	24	46	47
1961	Dallas Texans	1	2	8	8
1961	Green Bay Packers	1	2	8	8
1962	Oakland Raiders	5	14	10	11
1964	San Diego Chargers	2	4	8	8
Career Totals:		78	154	273	278

(2 AAFC Seasons)

(4 AFL Seasons)

(8 NFL Seasons)

Ben Agajanian is one of only two players in the history of professional football to play in the AAFC, the NFL, and the AFL, joining Hardy Brown. Agajanian has the distinction of scoring the first points in the inaugural AFL Championship game, a 38-yard field goal.



Walt Arnold

Position: TE

Height: 6' 3" Weight: 225

Born: 8/31/1958, in Galveston, TX, USA

High School: Los Alamos (NM)

		REC	YDS	AVG	TD	LNG
1980	Los Angeles Rams	5	75	15.0	1	33
1981	Los Angeles Rams	20	212	10.6	2	24
1982	Houston Oilers	0	0	0.0	0	0
1983	Houston Oilers	12	137	11.4	1	37
1984	Kansas City Chiefs	11	95	8.6	1	15
1984	Washington Redskins	0	0	0.0	0	0
1985	Kansas City Chiefs	28	339	12.1	1	38
1986	Kansas City Chiefs	20	169	8.5	1	27
1987	Kansas City Chiefs	3	26	8.7	0	10
Career Totals:		99	1053	10.6	7	38

(8 NFL Seasons)

Billy Austin

Position: DB/S

Height: 5' 10" Weight: 195

Born: 3/8/1975, in Washington, DC, USA

High School: Kempner (Sugar Land, TX)

		TKL	AST
1998	Indianapolis Colts	1	0
1999	Indianapolis Colts	12	3
2000	Indianapolis Colts	7	2
Career Totals:		20	5

(3 NFL Seasons)

Charlie Baker

Position: LB

Height: 6' 2" Weight: 230

Born: 9/26/1957, in Mount Pleasant, TX, USA

High School: Ector (Odessa, TX)

Drafted: 1980, Round 3, Pick 25 (81 Overall) by St. Louis Cardinals

		GP	GS	SCK	FR
1980	St. Louis Cardinals	16	1	0	0
1981	St. Louis Cardinals	14	8	0	1
1982	St. Louis Cardinals	9	9	0	2
1983	St. Louis Cardinals	16	16	0	0
1984	St. Louis Cardinals	9	6	0	0
1985	St. Louis Cardinals	15	3	0	0
1986	St. Louis Cardinals	16	16	3.5	1
1987	St. Louis Cardinals	14	3	0	0
Career Totals:		109	62	3.5	4

(8 NFL Seasons)

Hank Baskett

Position: WR

Height: 6' 4" Weight: 220

Born: 9/4/1982, in Clovis, NM, USA

		REC	YDS	AVG	TD	LNG
2006	Philadelphia Eagles	22	464	21.2	2	89T
2007	Philadelphia Eagles	16	142	8.9	1	25
2008	Philadelphia Eagles	33	440	13.3	3	90T
2009	Philadelphia Eagles	1	6	6.0	0	6
2009	Indianapolis Colts	4	28	7.0	0	9
2010	Minnesota Vikings	1	18	18.0	0	18
2010	Philadelphia Eagles	0	0	0.0	0	0
Career Totals:		77	1098	14.3	6	90T

(5 NFL Seasons)

Hank Baskett played seven seasons after starring at UNM and Clovis High School. Baskett was named the 2007 Philadelphia Eagles' Special Teams MVP.



Jarrold Baxter

Position: RB

Height: 6' 0" Weight: 245

Born: 3/9/1979, in Dayton, OH, USA

High School: Highland (Albuquerque, NM)

Drafted: 2002, Round 5, Pick 1 (136 Overall) by Houston Texans

		ATT	YDS	AVG	TD	REC	YDS	AVG	TD
2002	Houston Texans	7	14	2.0	0	5	33	6.6	1
2004	Houston Texans	2	1	0.5	0	1	3	3.0	0
2005	Arizona Cardinals	0	0	0.0	0	1	4	4.0	0
Career Totals:		9	15	1.7	0	7	40	5.7	1

(3 NFL Seasons)

Byron Bell

Position: LT

Height: 6' 5" Weight: 340

Born: 1/17/1989, in Greenville, TX, USA

High School: Greenville (Greenville, TX)

		GP	GS
2011	Carolina Panthers	16	12
2012	Carolina Panthers	15	15
2013	Carolina Panthers	16	14
2014	Carolina Panthers	15	15
2015	Tennessee Titans	16	16
2016	Tennessee Titans	0	0
2017	Dallas Cowboys	12	2
Career Totals:		90	74

(7 NFL Seasons)

Walter Bernard

Position: CB

Height: 6' 2" Weight: 200

Born: 5/3/1978, in San Diego, CA, USA

High School: Rancho Buena Vista (San Diego, CA)

		GP	GS	TKL
2002	Seattle Seahawks	1	0	0

(1 NFL Season)

Quincy Black

Position: LB

Height: 6' 3" Weight: 227

Born: 2/28/1984, in Chicago, IL, USA

Drafted: 2007, Round 3, Pick 4, (68 Overall) by Tampa Bay Buccaneers

		TKL	SCK	INT	FR
2007	Tampa Bay Buccaneers	18	0	0	2
2008	Tampa Bay Buccaneers	12	0	0	0
2009	Tampa Bay Buccaneers	69	1.5	1	0
2010	Tampa Bay Buccaneers	54	2.0	1	1
2011	Tampa Bay Buccaneers	48	0	1	1
2012	Tampa Bay Buccaneers	28	0	0	0
Career Totals:		283	3.5	3	4

(6 NFL Seasons)

Quincy Black was one of the top linebackers in the 2007 draft according to Mel Kiper, and he had a productive six year NFL career.



Ken Brown

Position: C/OG

Height: 6' 1" Weight: 245

Born: 4/19/1954, in Saginaw, MI, USA

High School: Ganesha (Pomona, CA)

		GP	GS	FR
1979	Denver Broncos	16	0	1
1980	Green Bay Packers	7	0	0
Career Totals:		23	0	1

(2 NFL Seasons)

Marquis Bundy

Position: WR

Height: 6' 4" Weight: 215

Born: 8/5/1994, in Phoenix, AZ, USA

High School: Boulder Creek (Anthem, AZ)

		REC	YDS	AVG	TD	LNG
2016	Arizona Cardinals	0	0	0.0	0	0
2017	New York Giants	0	0	0.0	0	0

(2 NFL Season)

Jimmie Carter

Position: LB
 Height: 6' 1" Weight: 220
 Born: 7/26/1961, in Weimar, TX, USA
 High School: Reagan (Austin, TX)

	GP	GS
1987 St. Louis Cardinals	1	0

(1 NFL Season)**Stoney Case**

Position: QB
 Height: 6' 2" Weight: 206
 Born: 7/7/1972, in Odessa, TX, USA
 High School: Permian (Odessa, TX)
 Drafted: 1995, Round 3, Pick 16 (80 Overall) by Arizona Cardinals

	ATT	CMP	YDS	TD	INT
1995 Arizona Cardinals	2	1	19	0	1
1996 Arizona Cardinals	0	0	0	0	0
1997 Arizona Cardinals	55	29	316	0	2
1998 Arizona Cardinals	0	0	0	0	0
1999 Baltimore Ravens	170	77	988	3	8
2000 Detroit Lions	91	56	503	1	4

Career Totals:**(6 NFL Seasons)**

Stoney Case, who was the back-up quarterback at Permian "Friday Night Lights", and spent six seasons in the NFL

**Devin Clark**

Position: OL
 Height: 6' 4" Weight: 305
 Born: 5/22/1986, in Austin, TX, USA
 High School: Mountain View HS (Mesa, AZ)

	GP	GS
2008 Washington Redskins	2	0

(1 NFL Season)**Robin Cole**

Position: LB
 Height: 6' 2" Weight: 225
 Born: 9/11/1955, in Los Angeles, CA, USA
 High School: Compton (CA)
 Drafted: 1977, Round 1, Pick 21 (21 Overall) by Pittsburgh Steelers

	SCK	INT	FF	FR
1977 Pittsburgh Steelers	0	0	0	2
1978 Pittsburgh Steelers	0	0	0	0
1979 Pittsburgh Steelers	0	0	0	1
1980 Pittsburgh Steelers	0	1	0	1
1981 Pittsburgh Steelers	0	1	0	1
1982 Pittsburgh Steelers	5.0	0	0	0
1983 Pittsburgh Steelers	5.0	0	0	2
1984 Pittsburgh Steelers	2.0	1	0	1
1985 Pittsburgh Steelers	3.0	1	0	3
1986 Pittsburgh Steelers	0.5	0	0	2
1987 Pittsburgh Steelers	1.0	1	0	1
1988 New York Jets	3.0	0	0	1

Career Totals:**(12 NFL Seasons)**

A member of the Steel Curtain defense, Robin Cole started at linebacker in Super Bowl XIV, a 31-19 win by the Steelers over the Los Angeles Rams

**Chris Combs**

Position: TE
 Height: 6' 4" Weight: 238
 Born: 3/17/1958, in National City, CA, USA
 High School: Sweetwater (National City, CA)
 College: University of New Mexico

	REC	YDS	AVG	TD	LNG
1980 St. Louis Cardinals	2	52	26.0	1	38T
1981 St. Louis Cardinals	5	54	10.8	0	13

Career Totals:**(2 NFL Seasons)****Erik Cook**

Position: C
 Height: 6' 6" Weight: 308
 Born: 7/5/1987, in Albuquerque, NM, USA
 Drafted: 2010, Round 7, Pick 22, (229 Overall) by Washington Redskins

	GP	GS
2010 Washington Redskins	0	0
2011 Washington Redskins	6	2

Career Totals:**(2 NFL Seasons)****Ryan Cook**

Position: C
 Height: 6' 6" Weight: 328
 Born: 5/8/1983, in Albuquerque, NM, USA
 Drafted: 2006, Round 2, Pick 19, (51 Overall) by Minnesota Vikings

	GP	GS
2006 Minnesota Vikings	6	3
2007 Minnesota Vikings	16	16
2008 Minnesota Vikings	16	14
2009 Minnesota Vikings	16	0
2010 Minnesota Vikings	16	7
2011 Miami Dolphins	7	0
2012 Dallas Cowboys	13	11


Career Totals:**(8 NFL Seasons)****Preston Dennard**

Position: WR
 Height: 6' 1" Weight: 184
 Born: 11/28/1955, in Cordele, GA, USA
 High School: South Mountain (Phoenix, AZ)/Marcos de Niza (Tempe, AZ)

	REC	YDS	AVG	TD	LNG
1978 Los Angeles Rams	3	35	11.7	0	15
1979 Los Angeles Rams	43	776	17.8	4	50
1980 Los Angeles Rams	36	596	16.6	6	44
1981 Los Angeles Rams	49	821	16.8	4	64
1982 Los Angeles Rams	25	383	15.3	2	39
1983 Los Angeles Rams	33	465	14.1	5	61T
1984 Buffalo Bills	30	417	13.9	7	68T
1985 Green Bay Packers	13	182	14.0	2	34

Career Totals:**(8 NFL Seasons)**

Preston Dennard also started in Super Bowl XIV opposite his former teammate Robin Cole, catching two passes for 32 yards.

**John Duff**

Position: DE/TE
 Height: 6' 7" Weight: 250
 Born: 7/31/1967, in Columbus, OH, USA
 High School: Tustin (CA)

	GP	GS
1993 Los Angeles Raiders	1	0
1994 Los Angeles Raiders	4	0
1995 Jacksonville Jaguars	0	0

Career Totals:**(3 NFL Seasons)****SaQwan Edwards**

Position: CB
 Height: 6' 0" Weight: 200
 Born: 5/13/1992, in Houston, TX, USA
 High School: Manvel (TX)

	TKL	SCK	INT	FF
2015 Oakland Raiders	0	0	0	0

Career Totals:**(1 NFL Season)****Andy Frederick**

Position: OT/T
 Height: 6' 6" Weight: 265
 Born: 7/25/1954, in Oak Park, IL, USA
 High School: St. Joseph (Westchester, IL)
 Drafted: 1977, Round 5, Pick 25 (137 Overall) by Dallas Cowboys

	GP	GS
1977 Dallas Cowboys	13	0
1978 Dallas Cowboys	16	0
1979 Dallas Cowboys	16	0
1980 Dallas Cowboys	16	0
1981 Dallas Cowboys	16	0
1982 Cleveland Browns	7	0
1983 Chicago Bears	16	0
1984 Chicago Bears	16	0
1985 Chicago Bears	16	0

Career Totals:**(9 NFL Seasons)****Dillon Farrell**

Position: C
 Height: 6' 5" Weight: 303
 Born: 9/7/1990, in Baton Rouge, LA, USA
 High School: Christian Life (Baton Rouge, LA)

	GP	GS
2014 San Francisco 49ers	8	0

Career Totals:**(1 NFL Seasons)**

Frank Giddens

Position: OT
Height: 6' 7" Weight: 300
Born: 1/20/1959, in Lubbock, TX, USA
High School: Cralsbad (NM)

	GP	GS
1981 Philadelphia Eagles	16	0
1982 Philadelphia Eagles	9	0
Career Totals:	25	0

(2 NFL Seasons)

Lennox Gordon

Position: RB
Height: 6' 0" Weight: 201
Born: 9/9/1978, in Higley, AZ, USA
High School: Red Mountain (Mesa, AZ)

	ATT	YDS	AVG	TD	LNG
1999 Buffalo Bills	11	38	3.5	0	13
2000 Indianapolis Colts	4	13	3.3	0	6
Career Totals:	15	51	3.4	0	13

(2 NFL Seasons)

Bruce Herron

Position: LB
Height: 6' 2" Weight: 220
Born: 4/14/1954, in Victoria, TX, USA
High School: Bloomington (TX)

	GP	GS	SCK
1978 Chicago Bears	15	0	0
1979 Chicago Bears	16	0	0
1980 Chicago Bears	15	0	0
1981 Chicago Bears	16	0	0
1982 Chicago Bears	9	0	1.0
Career Totals:	71	0	1.0

(5 NFL Seasons)

Dave Hettema

Position: T
Height: 6' 4" Weight: 249
Born: 11/7/1942, in Pasadena, CA, USA
High School: Pasadena (CA)

	GP	GS
1967 San Francisco 49er's	7	0
1970 Atlanta Falcons	6	0
Career Totals:	13	0

(2 NFL Seasons)

Shawn Hollingsworth

Position: T
Height: 6' 2" Weight: 260
Born: 12/4/1961, in Brownwood, TX, USA
High School: Brownwood (TX)

	GP	GS
1983 Denver Broncos	5	0
Career Totals:	5	0

(1 NFL Season)

Eric Jack

Position: CB
Height: 5' 10" Weight: 177
Born: 4/19/1972, in Dallas, TX, USA
High School: Eastwood (El Paso, TX)

	GP	GS
1994 Atlanta Falcons	16	0
1995 Atlanta Falcons	0	0
Career Totals:	16	0

(2 NFL Seasons)

Joe Maese

Position: C
Height: 6' 0" Weight: 241
Born: 12/2/1978, in Morenci, AZ, USA
High School: Cortez (Phoenix, AZ)
Drafted: 2001, Round 6, Pick 31 (194 Overall) by Baltimore Ravens

	GP	GS
2001 Baltimore Ravens	15	0
2002 Baltimore Ravens	16	0
2003 Baltimore Ravens	16	0
2004 Baltimore Ravens	15	0
2005 Detroit Lions	3	0
Career Totals:	65	0

(5 NFL Seasons)

Terance Mathis

Position: WR
Height: 5' 10" Weight: 185
Born: 6/7/1967, in Detroit, MI, USA
High School: Redan (Stone Mountain, GA)
Drafted: 1990, Round 6, Pick 3 (140 Overall) by New York Jets

	REC	YDS	AVG	TD	LNG
1990 New York Jets	19	245	12.9	0	23
1991 New York Jets	28	329	11.8	1	39
1992 New York Jets	22	316	14.4	3	55T
1993 New York Jets	24	352	14.7	0	46
1994 Atlanta Falcons	111	1342	12.1	11	81
1995 Atlanta Falcons	78	1039	13.3	9	54T
1996 Atlanta Falcons	69	771	11.2	7	55
1997 Atlanta Falcons	62	802	12.9	6	49
1998 Atlanta Falcons	64	1136	17.8	11	78T
1999 Atlanta Falcons	81	1016	12.5	6	52
2000 Atlanta Falcons	57	679	11.9	5	44T
2001 Atlanta Falcons	51	564	11.1	2	34
2002 Pittsburgh Steelers	23	218	9.5	2	22
Career Totals:	689	8809	12.8	63	81

(12 NFL Seasons)

Terance Mathis had a superb 12-year career. He caught a TD in Super Bowl XXXIII and lead Atlanta in receiving in that game. He is second on the Falcons' career list for catches and yards.



Ramos McDonald

Position: CB/DB
Height: 5' 11" Weight: 198
Born: 4/30/1976, in Dallas, TX, USA
High School: Liberty Elyau (Texarkana, TX)
Drafted: 1998, Round 3, Pick 19 (80 Overall) by Minnesota Vikings

	GP	GS	INT
1998 Minnesota Vikings	15	0	0
1999 Minnesota Vikings	5	5	0
1999 San Francisco 49er's	9	7	1
2000 New York Giants	3	0	0
Career Totals:	32	12	1

(3 NFL Seasons)

Scott McGarrahan

Position: DB
Height: 6' 1" Weight: 198
Born: 2/12/1974, in Arlington, TX, USA
High School: Lamar (Arlington, TX)
Drafted: 1998, Round 6, Pick 3 (156 Overall) by Green Bay Packers

	TKL	INT	SCK
1998 Green Bay Packers	0	0	0
1999 Green Bay Packers	0	0	0
2000 Green Bay Packers	0	0	0.5
2001 Miami Dolphins	8	0	0
2002 Miami Dolphins	8	0	1.0
2003 Tennessee Titans	47	0	1.0
2004 Tennessee Titans	40	1	0.5
2005 San Diego Chargers	1	0	0
2005 Detroit Lions	0	0	0
Career Totals:	104	1	3.0

(8 NFL Seasons)

Avery Monfort

Position: HB
Height: 5' 10" Weight: 178
Born: 12/19/1918, in Copan, OK, USA

	ATT	YDS	AVG	TD	LNG
1942 Chicago Cardinals	3	8	2.7	0	11
Career Totals:	3	8	2.7	0	11

(1 NFL Season)

Bobby Morgan

Position: DB
Height: 6' 0" Weight: 205
Born: 8/7/1940, in Warnego, KS, USA
High School: Warnego (KS)

	GP	GS
1967 Pittsburgh Steelers	5	0
Career Totals:	5	0

(1 NFL Season)

Steve Myer

Position: QB
Height: 6' 2" Weight: 191
Born: 7/17/1954, in Covina, CA, USA
High School: West Covina (CA)

	ATT	CMP	YDS	TD	INT
1976 Seattle Seahawks	0	0	0	0	0
1977 Seattle Seahawks	130	70	729	6	12
1978 Seattle Seahawks	22	11	94	0	2
1979 Seattle Seahawks	8	2	28	0	0
Career Totals:	160	83	851	6	14

(4 NFL Seasons)

Winslow Oliver

Position: RB
 Height: 5' 7" Weight: 180
 Born: 3/3/1973, in Houston, TX, USA
 High School: Clements (Sugar Land, TX)/Kempner (Houston, TX)
 Drafted: 1996, Round 3, Pick 12 (73 Overall) by Carolina Panthers

	ATT	YDS	AVG	TD	LNG
1996 Carolina Panthers	47	183	3.9	0	16
1997 Carolina Panthers	1	0	0.0	0	0
1998 Carolina Panthers	0	0	0.0	0	0
1999 Atlanta Falcons	8	32	4.0	0	10
2000 Atlanta Falcons	0	0	0.0	0	0
Career Totals:	56	215	3.8	0	16
(5 NFL Seasons)					

Winslow Oliver carved out a nice five-year career in the NFC South with the Carolina Panthers and the Atlanta Falcons. His biggest NFL play came in 1996 when he recorded an 84-yard punt return for a touchdown against the New Orleans Saints.

**Terrance Pennington**

Position: OT
 Height: 6' 7" Weight: 319
 Born: 9/25/1983, in Los Angeles, CA, USA
 Drafted: 2006, Round 7, Pick 8 (216 Overall) by Buffalo Bills


	GP	GS
2006 Buffalo Bills	11	0
2007 Atlanta Falcons	5	0
Career Totals:	16	0
(2 NFL Seasons)		

Don Perkins

Position: FB/HB/OHB/RB
 Height: 5' 10" Weight: 200
 Born: 3/4/1938, in Waterloo, IA, USA
 High School: West (Waterloo, IA)

	ATT	YDS	AVG	TD	LNG
1961 Dallas Cowboys	200	815	4.1	4	47
1962 Dallas Cowboys	222	945	4.3	7	35
1963 Dallas Cowboys	149	614	4.1	7	19T
1964 Dallas Cowboys	174	768	4.4	6	59
1965 Dallas Cowboys	177	690	3.9	0	43
1966 Dallas Cowboys	186	726	3.9	8	24
1967 Dallas Cowboys	201	823	4.1	6	30
1968 Dallas Cowboys	191	836	4.4	4	28T
Career Totals:	1500	6217	4.1	42	59
(8 NFL Seasons)					

Perkins was the NFL Rookie of the Year for Dallas in 1961, and he finished in the top-10 in the NFL in rushing in all eight of his seasons. He was the first Cowboy to ever rush for 100 yards in a game. He was the second inductee to the Cowboys Ring of Honor.

**Jhurrell Pressley**

Position: RB
 Height: 5' 10" Weight: 206
 Born: 5/20/1992, in Newark, DE, USA
 High School: Red Lion Christian Academy (New Castle, DE)

	ATT	YDS	AVG	TD	LNG
2016 Green Bay Packers	0	0	0.0	0	0
2016 Atlanta Falcons	0	0	0.0	0	0
2017 Jacksonville Jaguars	0	0	0.0	0	0
Career Totals:	0	0	0.0	0	0
(1 NFL Season)					

Glover Quin

Position: DB
 Height: 6' 0" Weight: 207
 Born: 1/15/86, in McComb, Mississippi, USA
 High School: Summit North Pike (McComb, Miss.)
 Drafted: 2009, Round 4, Pick 12 (112 Overall) by Houston Texans

	GP	GS	TKL	SCK	INT	PD	FF
2009 Houston Texans	15	12	68	0.0	0	11	0
2010 Houston Texans	16	16	85	0.0	3	14	1
2011 Houston Texans	16	16	77	0.0	0	9	0
2012 Houston Texans	16	16	84	1.0	2	14	2
2013 Detroit Lions	16	16	57	2.0	3	8	1
2014 Detroit Lions	16	16	73	0.0	7	10	0
2015 Detroit Lions	16	16	67	0.0	4	5	1
2016 Detroit Lions	16	16	68	0.0	2	5	0
2017 Detroit Lions	16	16	84	0.0	3	6	0
Career Totals:	143	140	663	3.0	24	82	5
(9 NFL Seasons)							

Glover Quin has quickly become one of the best in the NFL. He was named one of the Top 100 players in the NFL for the 2014 season after a career-best seven interceptions.

**Randy Rich**

Position: CB/DB/S
 Height: 5' 10" Weight: 178
 Born: 12/28/1953, in Bakersfield, CA, USA
 High School: Bakersfield (CA)

	GP	GS
1977 Detroit Lions	2	0
1978 Cleveland Browns	9	0
1978 Oakland Raiders	1	0
1979 Cleveland Browns	16	0
Career Totals:	28	0
(3 NFL Seasons)		

Sam Scarber

Position: RB
 Height: 6' 2" Weight: 232
 Born: 6/24/1949, in St. Louis, MO, USA
 High School: O'Fallon Technical (St. Louis, MO)

	ATT	YDS	AVG	TD	LNG
1975 San Diego Chargers	15	68	4.5	1	18
1976 San Diego Chargers	61	236	3.9	1	14
Career Totals:	76	304	4.0	2	18
(2 NFL Seasons)					

David Sloan

Position: TE
 Height: 6' 6" Weight: 258
 Born: 6/8/1972, in Fresno, CA, USA
 High School: Sierra (Tollhouse, CA)
 College: Fresno City College, University of New Mexico
 Drafted: 1995, Round 3, Pick 6 (70 Overall) by Detroit Lions

	REC	YDS	AVG	TD	LNG
1995 Detroit Lions	17	184	10.8	1	24
1996 Detroit Lions	7	51	7.3	0	18
1997 Detroit Lions	29	264	9.1	0	25
1998 Detroit Lions	11	146	13.3	1	33
1999 Detroit Lions	47	591	12.6	4	74T
2000 Detroit Lions	32	379	11.8	2	59
2001 Detroit Lions	37	409	11.1	7	27
2002 New Orleans Saints	12	127	10.6	0	29
2003 New Orleans Saints	0	0	0.0	0	0
Career Totals:	192	2151	11.2	15	74T
(9 NFL Seasons)					

Ken Smith

Position: TE
 Height: 6' 4" Weight: 225
 Born: 7/25/1951, in Houston, TX, USA
 High School: Malakoff (TX)
 College: Navarro Junior College, University of New Mexico

	GP	GS
1973 Cleveland Browns	13	0
Career Totals:	13	0
(1 NFL Season)		

Marcus Smith

Position: WR
 Height: 6' 1" Weight: 215
 Born: 1/11/1985, in San Diego, CA, USA
 High School: Samuel F.B. Morse HS (San Diego, CA)


	GP	GS
2008 Baltimore Ravens	7	0
2009 Baltimore Ravens	0	0
2010 Baltimore Ravens	14	0
Career Totals:	21	0
(3 NFL Seasons)		

Paul Smith

Position: DE/DT
 Height: 6' 3" Weight: 254
 Born: 8/13/1945, in Ada, OK, USA
 High School: Roswell (NM)
 Drafted: 1968, Round 9, Pick 3 (222 Overall) by Denver Broncos

	GP	GS	FR	TD
1968 Denver Broncos	12	3	0	0
1969 Denver Broncos	14	1	1	0
1970 Denver Broncos	14	14	0	0
1971 Denver Broncos	14	14	1	0
1972 Denver Broncos	14	14	0	0
1973 Denver Broncos	14	14	1	0
1974 Denver Broncos	4	2	0	0
1975 Denver Broncos	13	12	2	1
1976 Denver Broncos	11	10	0	0
1977 Denver Broncos	12	2	1	0
1978 Denver Broncos	11	0	1	0
1979 Washington Redskins	15	2	0	0
1980 Washington Redskins	16	7	0	0
Career Totals:	164	95	7	1
(2 AFL Seasons)				
(11 NFL Seasons)				

Paul Smith had a distinguished AFL and NFL career after being drafted by the Denver Broncos. The two-time Pro Bowl pick grew up in Roswell, New Mexico. In 1986 he was inducted into the Denver Broncos Ring of Honor. He was a part of Denver's Super Bowl XII squad that lost to Dallas 27-10.



Lamaar Thomas

Position: WR
Height: 6' 30" Weight: 185
Born: 4/23/1990, in Fort Washington, MD, USA
High School: Friendly (Fort Washington, MD)

	ATT	YDS	REC	YDS	TD
2013 Jacksonville Jaguars	0	0	2	21	0
Career Totals: (1 NFL Season)	0	0	2	21	0

Robert Turner

Position: OT
Height: 6' 4" Weight: 308
Born: 8/20/1984, in Austin, TX, USA

	GP	GS
2007 New York Jets	2	0
2008 New York Jets	10	0
2009 New York Jets	13	2
2010 New York Jets	16	0
2011 New York Jets	0	0
2012 St. Louis Rams	16	16
2013 Tennessee Titans	6	6
Career Totals: (8 NFL Seasons)	63	24

Willie Turrell

Position: RB
Height: 5' 10" Weight: 190
Born: 2/1/1964, in Tallahassee, FL, USA
High School: Amos P. Godby (Tallahassee, FL)


	GP	GS
1987 Philadelphia Eagles	1	0
Career Totals: (1 NFL Season)	1	0

Brian Urlacher

Position: LB
Height: 6' 3" Weight: 250
Born: 5/25/1978, in Pasco, WA, USA
High School: Lovington (NM)
College: University of New Mexico
Drafted: 2000, Round 1, Pick 9, (9 Overall) by Chicago Bears

	TKL	SCK	INT	FR
2000 Chicago Bears	101	8.0	2	1
2001 Chicago Bears	89	6.0	3	2
2002 Chicago Bears	115	4.5	1	2
2003 Chicago Bears	87	2.5	0	0
2004 Chicago Bears	52	5.5	1	0
2005 Chicago Bears	97	6.0	0	0
2006 Chicago Bears	92	0.0	3	1
2007 Chicago Bears	92	5.0	5	2
2008 Chicago Bears	79	0.0	2	1
2009 Chicago Bears	3	0.0	0	0
2010 Chicago Bears	96	4.0	1	2
2011 Chicago Bears	84	0.0	3	2
2012 Chicago Bears	53	0.0	1	2
Career Totals: (13 NFL Seasons)	1040	41.5	22	15

The list of Urlacher's accomplishments in the NFL are numerous. An eight-time Pro Bowl pick, five-time All-Pro, AP NFL Defensive Rookie of the Year, AP NFL Defensive Player of the Year (2005), and a member of the 2000 All-Decade team, Urlacher is UNM's most accomplished NFL alum.



Emilio Vallez

Position: LB/TE
Height: 6' 2" Weight: 210
Born: 4/30/1946, in Vegvita, NM, USA
High School: Belen (NM)
Drafted: 1968, Round 12, Pick 16 (316 Overall) by Chicago Bears

	GP	GS
1968 Chicago Bears	6	0
1969 Chicago Bears	2	0
Career Totals: (2 NFL Seasons)	8	0

Rod Wallace

Position: DT/G
Height: 6' 5" Weight: 255
Born: 2/10/1949, in Pueblo, CO, USA
High School: Central (Pueblo, CO)
Drafted: 1971, Round 10, Pick 25 (259 Overall) by Dallas Cowboys

	GP	GS
1971 Dallas Cowboys	11	0
1972 Dallas Cowboys	14	1
1973 Dallas Cowboys	12	3
Career Totals: (3 NFL Seasons)	37	4

Dave Ward

Position: E
Height: 5' 10" Weight: 195
Born: 3/10/1907,

	GP	GS
1933 Boston Redskins	1	0
Career Totals: (1 NFL Season)	1	0

Derwin Williams

Position: WR
Height: 6' 1" Weight: 185
Born: 5/6/1961, in Bronwood, TX, USA
High School: Brownwood (TX)

	REC	YDS	AVG	TD	LNG
1985 New England Patriots	9	163	18.1	0	30
1986 New England Patriots	2	35	17.5	0	26
1987 New England Patriots	3	30	10.0	0	12
Career Totals: (3 NFL Seasons)	14	228	16.3	0	30

Nick Speegle

Position: LB
Height: 6' 6" Weight: 241
Born: 11/29/1981, in Albuquerque, NM, USA
High School: La Cueva (NM)
Drafted: 2005, Round 6, Pick 2 (176 Overall) by Cleveland Browns

	GP	GS	TKL
2005 Cleveland Browns	14	0	10
2006 Cleveland Browns	2	0	0
Career Totals: (2 NFL Seasons)	16	0	10

Billy Strother

Position: LB
Height: 6' 0" Weight: 230
Born: 1/8/1982,
High School: Harrison (Evansville, IN)

	GP	GS
2004 Miami Dolphins	1	0
2004 Washington Redskins	2	0
Career Totals: (2 NFL Season)	3	0

Jon Sutton

Position: CB
Height: 6' 1" Weight: 195
Born: 1/1/1957, in New Orleans, LA, USA
High School: Morningside (Inglewood, CA)

	GP	GS
1987 New Orleans Saints	2	0
Career Totals: (1 NFL Season)	2	0

Claude Terrell

Position: OG
Height: 6' 2" Weight: 343
Born: 4/20/1982, in Texas City, TX, USA
High School: La Marque (TX)
Drafted: 2005, Round 4, Pick 33 (134 Overall) by St. Louis Rams

	GP	GS
2005 St. Louis Rams	14	10
2007 St. Louis Rams	6	3
Career Totals: (2 NFL Seasons)	20	13

Mike Williams

Position: FB/TE

Height: 6' 3" Weight: 222

Born: 10/14/1957, in New Kingston, PA, USA

High School: Parkland (El Paso, TX)

Drafted: 1979, Round 8, Pick 3 (195 Overall) by Kansas City Chiefs

	ATT	YDS	REC	YDS	TD
1979 Kansas City Chiefs	69	261	16	129	3
1980 Kansas City Chiefs	0	0	2	9	1
1981 Kansas City Chiefs	2	0	1	3	0
Career Totals:	71	261	19	141	4

(3 NFL Seasons)**Ray Wilson**

Position: S

Height: 6' 2" Weight: 202

Born: 8/26/1971, in Panama City, FL, USA

High School: A. Crawford Mosley (Panama City, FL)

	GP	GS
1994 Green Bay Packers	3	0
1994 New Orleans Saints	3	0
Career Totals:	6	0

(2 NFL Seasons)**John Woodcock**

Position: DE/DT

Height: 6' 3" Weight: 252

Born: 3/19/1954, in Eureka, CA, USA

High School: Washington (Fremont, CA)

Drafted: 1976, Round 3, Pick 16 (76 Overall) by Detroit Lions

	GP	GS
1976 Detroit Lions	14	0
1977 Detroit Lions	14	0
1978 Detroit Lions	16	0
1980 Detroit Lions	8	0
1981 San Diego Chargers	12	0
1982 San Diego Chargers	6	0
Career Totals:	70	0

(6 NFL Seasons)**Don Woods**

Position: RB

Height: 6' 1" Weight: 209

Born: 2/17/1951, in Denton, TX, USA

High School: Fred Moore (Denton, TX)

	ATT	YDS	REC	YDS	TD
1974 San Diego Chargers	227	1162	26	349	10
1975 San Diego Chargers	87	317	13	101	2
1976 San Diego Chargers	126	450	34	224	4
1977 San Diego Chargers	118	405	18	218	2
1978 San Diego Chargers	151	514	34	295	3
1979 San Diego Chargers	0	0	0	0	0
1980 San Diego Chargers	4	10	0	0	0
1980 San Francisco 49ers	50	229	20	171	0
Career Totals:	763	3087	145	1358	21

(7 NFL Seasons)

Lobos in other leagues

Along with the NFL, the Lobos have been well represented in other professional leagues. The United States Football League (USFL) lasted from 1983-85. Don Elliott was the 288th and final pick of the inaugural USFL first-year player draft in 1983, selected by the Los Angeles Express in the 24th round. In NFL terms, he would have been Mr. Irrelevant.

The same year three Lobos, Mike Carter, Keith McGee and Dave Osborn, were taken in the USFL Territorial Draft by the Arizona Wranglers. Three other Lobos saw action in the USFL, with Frank Giddens playing for Arizona in 1984 and Jimmie Carter playing for the Arizona Outlaws in 1985.

The best run in the USFL might go to Jonathon Sutton, a defensive back with the Philadelphia Stars, who was on their title winning team in 1984, winning the USFL Championship Game 23-3 over Arizona. The next year the Stars moved to Baltimore and won the championship again, winning 28-24 over the Oakland Invaders.

Many Lobos have played in the various indoor leagues around the country. Six former Lobos spent the 2017 season with the Duke City Gladiators, including Brett Bowers, Darryl Johnson, Donovan Porterie, Fatu Ulale, Jaymar Latchison and Chris Smalls, and the 2018 season saw two former players under Bob Davie, Austin Apodaca and Avery Jordan, get playing time in the CFL with the Montreal Alouettes and the Hamilton Tiger Cats.





LOBOS IN THE NFL DRAFT



Year drafted	Round	Pick in round	Overall Pick	Player	Team	Position
2018	7	15	229	Jason Sanders	Dolphins	K
2010	7	22	229	Erik Cook	Redskins	G
2009	4	12	112	Glover Quin	Texans	DB
2009	6	27	200	DeAndre Wright	Giants	DB
2008	4	7	106	Marcus Smith	Ravens	WR
2007	3	4	68	Quincy Black	Buccaneers	LB
2006	2	19	51	Ryan Cook	Vikings	C
2006	7	8	216	Terrance Pennington	Bills	T
2005	4	33	134	Claude Terrell	Rams	G
2005	6	2	176	Nick Speegle	Browns	LB
2002	5	1	136	Jarrod Baxter	Texans	RB
2001	6	31	194	Joe Maese	Ravens	C
2000	1	9	9	Brian Urlacher	Bears	LB
2000	7	20	226	Casey Tisdale	Patriots	LB
1998	3	19	80	Ramos McDonald	Vikings	DB
1998	6	3	156	Scott McGarrahan	Packers	DB
1996	3	12	73	Winslow Oliver	Panthers	RB
1996	6	6	173	Chris Griffin	Patriots	TE
1995	3	6	70	David Sloan	Lions	TE
1995	3	16	80	Stoney Case	Cardinals	QB
1991	12	23	329	Ron Shipley	Chiefs	G
1990	6	3	140	Terance Mathis	Jets	WR
1985	10	17	269	Buddy Funck	Broncos	QB
1984	7	10	178	Jimmie Carter	Lions	LB
1984	7	24	192	Derwin Williams	Patriots	WR
1981	4	13	96	Brad Wright	Dolphins	QB
1981	5	16	127	Ricky Martin	Steelers	WR
1981	12	12	316	Bob Shupryt	Bears	LB
1980	3	25	81	Charles Baker	Cardinals	LB
1980	4	23	106	Chris Combs	Oilers	TE
1979	8	3	195	Mike Williams	Chiefs	RB
1977	1	21	21	Robin Cole	Steelers	LB
1977	5	25	137	Andy Frederick	Cowboys	T
1977	7	13	180	Bruce Herron	Dolphins	LB
1977	9	11	234	Dave Green	Chiefs	T
1976	4	1	93	Steve Myer	Seahawks	QB
1976	17	18	477	Bob Berg	Bills	K
1974	6	4	134	Don Woods	Packers	RB
1973	9	13	221	Larry Dibbles	Vikings	DE
1973	17	11	427	Fred Henry	Rams	RB
1971	3	17	69	Sam Scarber	Cowboys	RB
1971	10	25	259	Rodney Wallace	Cowboys	DT
1970	11	22	282	David Bookert	Rams	RB
1969	13	19	336	Rene Matison	Cowboys	WR
1968	9	3	222	Paul Smith	Broncos	LB
1968	12	16	316	Emilio Vallez	Bears	LB
1967	12	19	309	Ben Monroe	Eagles	QB
1966	11	7	162	Stan Quintana	Vikings	DB
1965	16	2	212	Dave Hettema	49ers	T
1964	15	9	205	Cliff Stallings	Cardinals	B
1963	15	4	200	George Heard	Eagles	E
1960	7	1	73	Ron Morrison	Rams	T
1960	9	10	106	Don Perkins	Colts	B
1958	29	4	341	Glen Hakes	Bears	G
1955	12	12	145	Jack Eaton	Browns	T
1955	17	1	194	Larry White	Cardinals	C
1953	14	12	169	Jack Barger	Lions	T
1953	28	2	327	Mike Prokopiak	Cardinals	B
1952	27	4	317	Chuck Hill	Eagles	B
1949	12	1	112	Virgil Boeler	Lions	C
1948	19	9	174	Rudy Krall	Eagles	B
1946	13	3	113	George Poppin	Steelers	T
1945	27	9	283	Bill Thompson (tackle)	Eagles	T
1939	7	1	51	Bill Dwyer (American football)	Cardinals	B
1939	18	7	167	Dutch Niemant	Lions	B

DREAMSTYLE STADIUM & BRANCH FIELD



Entering its 58th season, Dreamstyle Stadium is the home of the New Mexico Lobos. The stadium complex has seen plenty of upgrades over the last five seasons, including a new athletic performance center in the Tow Diehm Football Building, the largest scoreboard and video board in the Mountain West, and a new synthetic playing surface courtesy of a generous gift from Turner and Margaret Branch.

In April of 2017, it was announced that Dreamstyle Remodeling has reached a 10-year, \$10 million agreement to rename the football stadium Dreamstyle Stadium, and The Pit as Dreamstyle Arena.

The stadium opened its gates Sept. 17, 1960, when UNM hosted the National University of Mexico. The Lobos thumped their foreign visitors, 77-6, UNM's biggest margin of victory at University Stadium.

Prior to 1960, UNM played its home games at Zimmerman Field (1938-59) and University Field (1892-1937), where Ortega Hall, the Humanities building and Woodward Hall presently stand.

DIRECTIONS

Located on the southeast corner of Avenida Cesar Chavez and University Boulevard, Dreamstyle Stadium can be easily accessed by exiting off I-25, just south of the Big-I, at Avenida Cesar Chavez. Head east on Avenida Cesar Chavez. After crossing University Boulevard, Dreamstyle Stadium is located on the right.



LARGEST HOME CROWDS

ATTEN.	DATE	OPPONENT	SCORE
44,760	Sept. 17, 2005	New Mexico State	W, 38-21
44,075	Sept. 27, 2003	New Mexico State	W, 24-7
41,771	Sept. 1, 2001	UTEP	W, 26-6
41,003	Sept. 8, 2007	New Mexico State	W, 44-34
40,182	Oct. 1, 2004	Utah	L, 28-7
39,233	Oct. 8, 2005	BYU	L, 27-24
38,746	Sept. 11, 2004	Texas Tech	W, 27-24
37,533	Sept. 5, 2005	UNLV	W, 24-22
37,287	Oct. 23, 2004	San Diego State	W, 19-9
37,156	Oct. 18, 1997	Rice	L, 35-23

YEAR-BY-YEAR AT DREAMSTYLE STADIUM

Year	G	Record	Attendance	Average
1960	6	3-3	101,776	16,963
1961	6	5-1	102,111	17,019
1962	5	5-0	118,648	23,730
1963	6	4-2	125,822	20,970
1964	6	5-1	132,463	22,077
1965	6	2-4	122,762	20,460
1966	5	1-4	85,305	17,061
1967	6	1-5	72,972	14,504
1968	5	0-5	58,884	11,777
1969	5	2-3	72,972	14,594
1970	5	4-1	67,636	13,527
1971	6	3-2-1	120,389	20,064
1972	5	1-4	88,554	17,710
1973	5	3-2	77,766	15,553
1974	6	2-3-1	102,956	17,159
1975	6	4-2	98,624	17,437
1976	5	2-3	104,653	20,930
1977	5	3-2	87,858	17,571
1978	6	3-3	99,504	16,584
1979	6	4-2	125,443	20,907
1980	5	2-3	89,242	17,848
1981	5	2-2-1	82,014	16,402
1982	6	5-1	139,414	23,236
1983	5	4-1	95,621	19,124
1984	6	3-3	128,587	21,431
1985	5	1-4	98,762	19,752
1986	5	3-2	79,845	15,969
1987	4	0-4	62,515	15,629
1988	6	1-5	68,305	11,384
1989	5	2-3	103,628	20,726
1990	5	1-4	78,233	15,647
1991	5	2-3	79,112	15,822
1992	6	3-3	115,479	19,247
1993	6	4-2	151,844	25,307
1994	5	2-3	134,239	26,848
1995	7	3-4	177,683	25,383
1996	6	4-2	147,982	23,585
1997	6	5-1	183,972	30,662
1998	6	2-4	158,838	26,473
1999	6	3-3	150,664	25,111
2000	6	3-3	141,935	23,656
2001	6	4-2	187,608	31,268
2002	6	5-1	183,074	30,512
2003	7	5-2	245,891	35,127
2004	5	3-2	186,408	37,282
2005	5	2-3	191,707	38,341
2006	8	3-5	234,542	29,318
2007	7	6-1	208,259	29,751
2008	6	3-3	178,275	29,712
2009	6	1-5	161,661	26,944
2010	6	1-5	125,330	20,888
2011	6	1-5	120,160	20,027
2012	6	2-4	133,840	22,307
2013	6	2-4	141,220	23,537
2014	6	1-5	131,624	21,937
2015	8	5-3	188,224	23,528
2016	7	6-1	141,938	20,277
2017	6	2-4	127,161	21,194
Totals (58 yrs)	334	164-167-3	7,323,906	21,927

DREAMSTYLE REMODELING

In what is the largest philanthropic agreement in the history of The University of New Mexico Athletic Department, Dreamstyle Remodeling, Inc., a local company with roots in Albuquerque since the 1980s, has signed an agreement for 10 years and \$10 million that will rename two major athletic facilities. The Pit is now formally known as Dreamstyle Arena, and University Stadium is now known as Dreamstyle Stadium.

The agreement served as one of the lead gifts in UNM's comprehensive campaign, Changing Worlds 2020: The Campaign for UNM.

Dreamstyle Remodeling, Inc. owner Larry Chavez, born in Springer, New Mexico, is a life-long Lobo fan and has made his mark in the business world. The University of New Mexico graduate founded Dreamstyle Remodeling in 1989 and it is currently one of the largest home remodeling companies in the country. Totalling over 60,000 customers throughout the Western United States, Dreamstyle employs approximately 500 people and has locations in New Mexico, Arizona, California, Idaho and Western Texas.

Chavez has been a community fixture for many years, and he is well known at The University of New Mexico. He earned his BBA in accounting in 1969 from the Anderson School at UNM. Since founding Dreamstyle Remodeling in 1989, he has shown that giving back to the community is one of his great passions. He contributes to several nonprofit organizations and UNM, where his company remodeled the Lobo Football Offices at no cost to the university. Larry is a mentor for Stanford University's Latino Entrepreneurship Leadership Program and serves on the Harvard University Steering Committee for the Joint Center for Housing Studies Remodeling Futures Program.

In March of 2017, Chavez was inducted into the UNM Anderson School of Management Hall of Fame in a ceremony held at the Albuquerque Convention Center.

The agreement saw Dreamstyle present UNM Athletics with a \$1 million initial payment, presented at the press conference announcing the agreement. The remaining payments of \$900,000 over the next 10 years began in June of 2018 and continue through June of 2027. However, Chavez's philanthropy isn't just solely to athletics. As a part of the agreement, \$9 million is for the naming rights to the football and basketball facilities, and \$1 million will be distributed to the university with the initial beneficiaries being the UNM Children's Hospital, the Anderson School of Management and Popejoy Hall.

"This is truly a historic day for our department, and for the university," said Paul Krebs, then-Vice President for Athletics. "Larry Chavez and Dreamstyle have been wonderful members of our community for many years. Larry has a deep love for his university and Lobo Athletics, and this agreement not only benefits our department, but many other areas of the university. I'm very thankful for Larry's generosity and friendship."

"The learning experience at UNM for myself and other management personnel in the company has been a significant element of our success and it's our desire to repay the university in a big way," said Chavez. "I, and some neighborhood kids, watched the first UNM Football game at University Stadium in September of 1960 through the fence. I went home that night and dreamed of being a Lobo."



Chavez continues, "My first job was selling sodas in the stands at University Stadium as a 15-year-old teenager; naming two UNM facilities is a fulfillment of a lifelong dream that really brings things full circle."

The agreement isn't the first time this year that Chavez' philanthropy will have an impact on the university, or the football program for that matter. "We learned about this opportunity as a result of the \$250,000 renovation project of the UNM Football facilities we are completing, of which we donated \$150,000 and we helped raise another \$100,000 from other donors."


When you look at the rise of UNM's programs and the rise of Chavez in the business community, they are mirror-type images of each other. In Lobo Football, it's a program rebuilt under Bob Davie from the ground up, with a hallmark of "out work, out hit, out discipline". That has seen the Lobos under Bob Davie qualify for back-to-back bowl games for just the fourth time in school history and win both the Mountain Division title and the 2016 Gildan New Mexico Bowl.

The same can be said of Chavez and his successes. A native New Mexican who put himself through school, saw the value of New Mexico and carried the state's flag as a source of pride and honor. With half of his employees based in New Mexico, Chavez' successes in the business world have championed New Mexico and Albuquerque. That's no different than the university he attended and the athletic teams he rooted for as a kid, and now supports as a successful businessman.

"As a lifelong New Mexican, I am proud to have built a company that has a capability of making this investment in the university and our community," said Chavez.

University Stadium has been the home of Lobo football for the past 58 years, since 1960. Since Bob Davie came on board in 2012, the stadium has seen several upgrades from the largest video board in the Mountain West to a new playing surface and a state of the art sound system. The most recent addition is a refurbished locker room, the first locker room renovation since the Tow Diehm Complex was built in the 1980s. The Lobo football team went 12-4 over the 2015-16 seasons. The stadium is also home to many other events, including a large Easter Service and the Gildan New Mexico Bowl.

"Larry Chavez's commitment to the university and our community is truly inspiring," said Jalen Dominguez, Interim Director of Development with the UNM Foundation. "The impact of his generosity will be felt not only by our student-athletes but across all of campus."



ATHLETIC PERFORMANCE CENTER

The 2014 season saw the debut of perhaps one of the most important pieces in the facility puzzle for head coach Bob Davie and the University of New Mexico football team. The new Athletic Performance Center for Football opened for business in August of 2014, giving the Lobo football team a state of the art athletic performance and training center for year-round dedicated use.

The New Mexico football team never had the chance to see the center being constructed, as it was locked away from the players and prying eyes. The team got to see the facility for the first time after the completion of fall camp in Ruidoso, and the team was stunned at what they saw. Along with brand new flooring and branding with the Lobo shield everywhere, racks and racks of dumbbells, machines, and every other piece of strength



equipment you can imagine was there at their disposal (including a 40-yard turf sprinting area). Every single thing brand new, gleaming and sparkling under all-new lighting as well.

"There was so much energy going through my body as soon as I walked through the door," said then-captain LaMar Bratton, one of the first players through the door to the new facility. "When I came here as a freshman, I could never imagine a weight room like it is now." The Athletic Performance Center reveal video made the national rounds on sites like SI.com and FootballScoop.com, and it remained the most viewed UNM football video for the program for four years.

"We ask these players to give us everything they have," said head coach Bob Davie. "And in return what we talk about is giving them the very best we can possibly provide for them."

The new Athletic Performance Center for Football is one of many major facility upgrade for the program, joining the FieldTurf installation in 2012, the Mountain West's largest scoreboard in 2013 and a state-of-the-art sound system for the

stadium in 2015 and refurbishing the office space, including all meeting rooms, in Tow Diehm in 2017. The 2018 season saw a refurbished locker room, the first locker room renovation in over 30 years.

"We have great facilities here, and each year we have been able to add to them," said Davie. "It shows a great commitment to this program, to these players, and for this school."

Under Coach Davie getting bigger, stronger and faster was a definitive goal, and now Lobo football can take that to another level with the equipment and facility at the teams' disposal.

Said current sthen-captain Dakota Cox, "It just shows how much Coach Davie and the staff, everyone around here, how much they care about us, and how much they want us to achieve greatness. This is one of the nicest weight rooms I've seen around the country."





Tim Herron has been on the PGA Tour since the 1993, and he owns four PGA victories. He finished sixth in the 1999 U.S. Open Championships and to date has won \$18.5 million in prize money over his career.




Kathleen Kennedy Townsend was the Sixth Lieutenant Governor of Maryland from 1995-2003. She is the oldest daughter of Robert F. and Ethel Kennedy, and she is the oldest grandchild of Joseph Kennedy, Sr. and Rose Kennedy.



Tony Booth was a part of the "Bakersfield Sound" movement in country music in the 1970s, and he boasts five top 30 albums and 10 top-50 country songs on the Country Music charts from 1970-77 as well as four American Country Music Awards, including 1971's Most Promising Male Vocalist



Shirley Hufstede was at one time the only female on a federal Court of Appeals when she served the U.S. Court of Appeals for the Ninth Circuit in 1968, appointed by President Lyndon B. Johnson. She served on the Court of Appeals for 11 years until President Jimmy Carter appointed her as the first United States Secretary of Education. She was even featured on a "Supersisters" trading card set that celebrated 72 important women in the United States in 1979.



Luc Longley played 11 years in the NBA, the first Australian to play in the league. He was the starting center for the Chicago Bulls during the final three championships of their six in eight years, from 1996-98. He played alongside Michael Jordan, and was the starting center for Chicago's 72-10 season, at the time a record for wins in a season. Longley was originally drafted seventh overall by the Minnesota Timberwolves, and he also saw time later in his career with the Phoenix Suns and New York Knicks.



Penny Marshall gained fame on television as Laverne DeFazio on *Laverne and Shirley*, which ran for seven seasons and saw Marshall earn three Golden Globe nominations. She moved on to become an accomplished director. "Big", directed by Marshall and starring Tom Hanks, became the first film directed by a woman to top the \$100 million mark. She later would direct "A League of Their Own" (also starring Hanks along with Geena Davis, Rosie O'Donnell and Madonna among others), a movie about the All-American Girls Professional Baseball League. That movie in 2012 was selected for preservation by the U.S. National Film Registry by the Library of Congress.




Holly Holm, who attended UNM in the early 2000s, went 33-2-3 as a professional boxer from 2002-13 with 18 World Titles in three weight classes. Holm has since switched to Mixed Martial Arts, defeating Rhonda Rousey to become the UFC Bantamweight World Champion.

Now retired after a distinguished 37-year career in the Marine Corps, William L. "Spyder" Nyland was a four-star general and Assistant Commander of the Marine Corps from 2002-05. Nyland was commissioned as a Second Lieutenant after serving in the Naval ROTC Program at UNM. He flew 122 combat missions in the Vietnam War, and earned the Defense Distinguished Service Medal and Distinguished Service Medal Legion of Merit. After retirement from the military, Nyland served as Deputy Director for Defense Research and Development for the Florida Institute for Human and Machine Cognition. He also spent time as Chairman of Toys for Tots.



Other Notable Alumni

Edward Abbey	Writer
Paige Ackerson-Kiely	Poet
John Adair	Pioneer of Navajo and Zuni cultural studies. In 1948, the university's first doctoral candidate in anthropology.
James Anaya	United Nations Special Rapporteur for Indigenous Human Rights
Christopher Andronikos	Geologist
Jerry Apodaca	Former Governor of New Mexico
Charlie Beljan	PGA Tour winner
Gary Berntsen	Former CIA Senior Operations Officer
Robert W. Bigelow	Attorney/Television Commentator
Sarah Bird	Novelist, screenwriter, and journalist
Charles W. Blackwell	First Ambassador of the Chickasaw Nation to the United States (1995-2013)
Paul Bloom	Former lawyer working as a special counsel for the United States Department of Energy
Timothy Braun	Author
Kirk Bryan	Geologist
Gregory R. Bryant	Rear Admiral U.S. Navy
Terry Calvani	Commissioner of the U.S. Federal Trade Commission
Michael Cooper	Former NBA player
Barbara Degenevieve	Photographer
Diane Dimond	Journalist, author, TV anchor
John Dodson	current mixed martial artist competing for the Ultimate Fighting Championship
Jack Dongarra	Mathematician and Computer Scientist, Distinguished Professor, University of Tennessee
James G. Ellis	Dean of USC Marshall School of Business
Julio Gea-Banacloche	Quantum physics expert
J.R. Giddens	NBA Player
Janice Gould	Koyangk'auwi Maidu writer and scholar
Danny Granger	NBA player
Eddie Guerrero	WWE wrestler
James Haskins	Award-winning children's author
Bashirul Haq	Prominent architect and educator
Donald L. Ivers	Former judge of the United States Court of Appeals for Veterans Claims
Gary Johnson	Former Governor of New Mexico and 2012 presidential candidate
George Johnson	Science author
Brian Jay Jones	New York Times bestselling biographer of Washington Irving and Jim Henson
L. Luis Lopez	American poet.
Miguel Marquez	ABC News correspondent
John H. Morrison	Lawyer and former President of the Association of American Rhodes Scholars
Lori Ostlund	American short story writer
Jordan Pacheco	Major League Baseball player
Antoine Predock	Architect
V.B. Price	Journalist, poet, author, scholar and New Mexico historian
Devon Sandoval	Soccer player for Real Salt Lake
Caswell Silver	Geologist and CEO of Sundance Oil Company, endowed Caswell Silver Foundation at UNM
Leon Silver	Professor of Geology, California Institute of Technology, member National Academy of Sciences, winner of NASA Scientific Achievement Medal, trained Apollo astronauts in field geology for their lunar mission
Carol Jean Vigil	First Native American woman to be state district judge in the U.S.
John Wertheim	Former member of the Executive Committee of the Democratic National Committee
Cody Willard	Fox Business Network anchor



BOB DAVIE HEAD COACH 7TH YEAR AT NEW MEXICO

Bob Davie enters his seventh season at The University of New Mexico, where he has led the program to back-to-back bowl games, a 2016 Gildan New Mexico Bowl title, and increased respect in the form of nationally televised games and increased media attention.

The 2017 season saw him complete his 31st season as a collegiate football coach, and it marked his 41st season overall in the sport, including 10 years as a broadcaster at ESPN.

The 2017 season had many successful moments. The season culminated with four Lobos making it into NFL camps, including the program's first draft choice in eight years with Jason Sanders as a seventh-round selection of the Miami Dolphins. Additionally, Lamar Jordan signed a free agent contract with the Atlanta Falcons and Corey Bojorquez did likewise with the New England Patriots.

The Lobos finished among the national leaders in kickoff coverage and punt coverage, and running back Richard McQuarley tied the school record with five touchdown runs against Air Force.

In addition, the Lobos continued their streak in which the team has returned a kickoff for a touchdown in all six of Bob Davie's seasons as Elijah Lilly took one back against Texas A&M. The touchdown was the 10th in the last six seasons, and that is tied for the third-most in the nation over that time period, and UNM's streak of one kickoff return for a touchdown over the last eight years is the second-longest active streak nationally.

UNM was also strong off the field, with a program record 23 Mountain West All-Academic selections and a 2.85 GPA in the Spring semester, the highest on record.

It's safe to say that his first six years at New Mexico has seen him orchestrate one of the best rebuilding jobs in the history of the sport. When he arrived on campus in 2012, he inherited a program that had gone just 3-37 in the previous 40 games and had the lowest number of scholarship players in Division I. Knowing that back story makes UNM's recent stretch all the more remarkable.

Over the 2015 and 2016 seasons, New Mexico went 16-10, tying a school record for the most

wins in back-to-back seasons in school history. The Lobos tied a school record with six conference wins in 2016, and UNM's 11 conference wins over those two seasons is the most in school history. New Mexico's 12-5 Mountain West record over the 2014 to 2016 seasons was tied for the best in the Mountain Division and was the second-best in the league overall.

Perhaps there is no better stat to show how far Davie has brought the Lobos than this: after no wins over Bowl eligible teams from 2008-14, the Lobos have defeated seven bowl eligible teams in the last two seasons.

Davie has completely flipped and turned his rosters over, combining an energetic mix of talent from Texas and California while averaging nearly 25 native New Mexican players per season on the roster, with many being major contributors.

The 2016 season saw the Lobos go 9-4 overall, winning seven of their final eight games including the 2016 Gildan New Mexico Bowl. Under Davie, the Lobos won a share of their first Division title since the 1997 season, going 6-2 in the Mountain West, going 3-1 down the stretch with all of those games on ESPN2.

UNM's fantastic season saw the Lobos on ESPN's Family of Networks seven times during the season, including each of the final five games. The year culminated with a 23-20 Gildan New Mexico Bowl victory against UTSA in front of nearly 30,000 fans at Dreamstyle Stadium.

Davie's Lobos led the nation in rushing, averaging 350.0 yards per game. It's the first time the Lobos have ever led the nation in a major statistical category. UNM not only led the nation in rushing average, but also in total rushing yards, yards per carry, and in rushing plays of 10, 20, 30, 40, 50, 60 and 70 yards. UNM also set a school record with 48 rushing touchdowns and had two 1,000-yard rushers for the first time in school history.

Defensively, New Mexico scored three touchdowns, making the Lobos one of

BOB DAVIE NOTES

*Led UNM to its first Division title in 19 years, and first bowl win in nine.


*The 2015 and 2016 teams tied the school record for combined wins (16) and set record for combined conference wins (11)

*Had a program-record 23 Mountain West All-Academic selections in 2017.

*Has coached at some of the biggest and most popular programs in the country, including stops at Texas A&M, Pittsburgh, Arizona and of course, Notre Dame.

*Spent 10 years with ESPN as one of the top analysts in college football.

*Saw his team accomplish the second-best academic semester GPA-wise since records were kept in the Spring of 2018.



BOB DAVIE
HC

only 16 FBS teams to have scored at least three defensive touchdowns in 2015 and 2016, along with the likes of Alabama, BYU, Florida, Ohio State, Stanford and Utah.

In addition, the Lobos under Bob Davie had a national award finalist in Garrett Adcock, who was one of three finalists for the Wuerffel Trophy. Adcock also became the program's 10th CoSIDA Academic All-American and the eighth First Team selection. The 2016 season culminated with New Mexico's first bowl win since the 2007 season, and just the second in 56 seasons. Along with eight All-Mountain West honors, including four second-team selections, the Lobos picked up 19 Mountain West All-Academic honors, the second-highest total in program history.

The big turnaround actually came in 2015. After 11 wins in his first three seasons (which nearly quadrupled the previous three seasons' total), the program took a big leap. Picking up three signature wins in the month of November, the Lobos clinched their first winning season and bowl game since the 2007 season. The Lobos knocked off three 10-win teams during the season, including a pair of stunning upsets to open November. First UNM took down first place Utah State 14-13. Then, UNM announced their presence to the college football world with a 31-24 victory on the road over Boise State to clinch bowl eligibility. UNM then defeated Mountain Division champions Air Force 47-35.

The Lobos tied for its most conference wins since the 1997 season with five. Offensively the team tied a school record with 42 rushing touchdowns, finishing in the top 10 in the NCAA in rushing for the fourth straight season, ninth nationally in fourth down conversion percentage and 11th in total conversions. UNM also led the nation in total plays from scrimmage of 60 yards or more (11) and 70 yards or more (7), showcasing the explosive offense.

On defense, UNM ranked as the fourth-most improved defense in the nation in terms of yards allowed, shaving off 81.6 yards per game from 2014. UNM also shaved 7.5 points per game off their 2014 scoring defense, the 15th most improved in the NCAA. UNM's rushing defense was the nation's third-most improved in terms of yards per game (76.3 yards per game less than 2014) and it was fourth in terms of yards per carry (1.29 yards per carry less than 2014).

All of that added up to a 7-5 regular season, a 5-3 mark and second place in the Mountain West's Mountain Division and a berth in the 2015 Gildan New Mexico Bowl, which UNM fought down to the wire in a 45-37 loss to Arizona. UNM picked up four All-Mountain West honors, including a Second Team selection as a returner for Carlos Wiggins. The Lobos earned 19 Mountain West All-Academic selections.

In six seasons under Davie, the Lobos have picked up 111 Mountain West All-Academic selections, including a program record 23 in 2017, 20 in 2014, and 19 in 2015 and 2016, those being the four best totals for football in school history. UNM also had eight Mountain West Scholar-Athletes in 2018, the second-best total among the MW's 12 football programs.

Over his time, the Lobos have posted the two of the highest single semester GPA in program history (Spring of 2016 and 2018) and three of the top four Fall

semester GPAs in program history (Fall of 2013, 2015 and 2016). UNM has also consistently established new single-year and four-year rolling scores for APR.

The seeds of 2015 were planted in 2014 as the Lobos showed that they were on the right path as the team battled to a 4-8 record, with plenty of close games and great performances along the way.

The 2014 Lobos featured three players on the Capital One/CoSIDA All-District team in Reece White, Garrett Adcock and Dakota Cox. The three players were exactly half of the honorees in the Mountain West as the rest of the league had three players combined.

New Mexico went 4-8 in 2014, a one-game improvement from 2013, but the improvement was certainly bigger than the win column. The Lobos shaved a full touchdown off of their points allowed, and 14.5 points off their defensive average against unranked opponents from a year prior.

The 2013 Lobos continued to represent Davie's hard-nosed mentality. Rushing the football again was the team's calling card on offense. After Air Force led the Mountain West in rushing for every year of the league's existence from 1999 (14 in all), UNM repeated as conference rushing champion in 2014. The Lobos' 301.4-yard average per game ranked fourth nationally, and UNM was the only team from 2012-14 to average 300 yards per game on the ground and finish in the top five nationally. The Lobos were in the top five nationally in runs of 10, 20, 30, 40, 50 and 60 yards as well.

Once again, UNM's special teams lived up to billing, with UNM leading the Mountain West in average return with a 22.4-yard average. UNM was the only school to return a kickoff for a touchdown, and it accomplished that twice, with two different returners.

The kickoff return for a touchdown has become a hallmark of the Bob Davie era. UNM now has eight kickoff returns for touchdowns in his four years as the head coach, tying for the most in the last four years.

Despite a rush of injuries that would have decimated most teams, Davie's young defense was able to weather the storm and turn in some clutch performances. No bigger storm was weathered than that of his first team All-MW linebacker Dakota Cox, who despite missing the final three games of the season with a torn ACL, led the nation in tackles per game with 12.9 tackles per game. UNM's defense vastly improved from 2013 to 2014, picking up 19 takeaways just a year after recording none during the second half of the season. The Lobos, while struggling against nationally-ranked foes, were on pretty even terms with the rest of the schedule, holding its nine unranked opponents to almost 15 points fewer in 2014.

Along with Cox, center LaMar Bratton earned First Team All-Mountain West honors, and three Lobos were honorable mention picks in safety David Guthrie, running back Jhurrell Pressley and offensive lineman Jamal Price.

The Lobos' special teams also enjoyed another strong season. Sophomore kick returner Carlos Wiggins led the nation with three returns for touchdowns and in total kick return yards with 1,303. Wiggins was named the Mountain West Special Teams Player of the Year and was the College Football Performance Awards' National Kick Returner of the Year.

Senior punter Ben Skaer finished fifth in the nation in punting with an average of 45.8 yards per attempt and along with Wiggins earned first-team All-MW honors. A total of eight Lobos earned All-MW recognition in 2013, giving Davie 17 during his first two seasons -- nine more than the program had in 2010-11.

Davie's young defense also had some bright spots, despite having to play six true freshmen and have 11 players make at least one start who weren't even on the Lobo defense in 2012.

True freshman Dakota Cox became the first freshman since Blake Irwin in 1994 to lead the team in tackles with 99. Cox earned Football Writers Association of America Freshman All-America Team honors.

Senior Dallas Bollema and junior Brett Bowers made honorable mention All-MW and junior cornerback SaQwan Edwards led the MW and ranked ninth nationally with three fumble recoveries.

In 2012, UNM went 4-9 and 1-7 in Mountain West play. The program's four wins represented a 400 percent



BOB DAVIE PROFILE**Full Name:** Robert Edwin Davie, Jr.**Born:** Sept. 30, 1954**Birthplace:** Sewickley, Pa.**Alma Mater:** Youngstown State, 1977, B.S., Education**Playing Experience:** Youngstown State, 1974-76**Family:** Wife, Joanne, daughter Audra, son Clay**Head Coaching Record:**

2017	New Mexico	3-9
2016	New Mexico	9-4
2015	New Mexico	7-6
2014	New Mexico	4-8
2013	New Mexico	3-9
2012	New Mexico	4-9
2001	Notre Dame	5-6
2000	Notre Dame	9-3
1999	Notre Dame	5-7
1998	Notre Dame	9-3
1997	Notre Dame	7-6
Totals	11 seasons	65-70

Assistant Coaching Record:

1996	Notre Dame (Defensive Coordinator)	8-3
1995	Notre Dame (Defensive Coordinator)	9-3
1994	Notre Dame (Defensive Coordinator)	6-5-1
1993	Texas A&M (Defensive Coordinator)	10-2
1991	Texas A&M (Defensive Coordinator)	12-1
1991	Texas A&M (Defensive Coordinator)	10-2
1990	Texas A&M (Defensive Coordinator)	9-3-1
1989	Texas A&M (Defensive Coordinator)	8-4
1988	Texas A&M (Outside Linebackers)	7-5
1987	Texas A&M (Outside Linebackers)	10-2
1986	Texas A&M (Outside Linebackers)	9-3
1985	Texas A&M (Outside Linebackers)	10-2
1984	Tulane (Defensive Coordinator)	3-8
1983	Tulane (Defensive Coordinator)	4-7
1982	Pittsburgh (Linebackers)	9-3
1981	Pittsburgh (Linebackers)	11-1
1980	Pittsburgh (Linebackers)	11-1
1979	Arizona (Linebackers)	6-5-1
1978	Arizona (Linebackers)	5-6
1977	Pittsburgh (Grad Assistant)	9-2-1
Totals	20 seasons	167-68-4

Bowl Games Coached (corresponding to the season, not the actual year of the bowl game):

2016	Gildan New Mexico Bowl (New Mexico, W 23-20 vs. UTSA)
2015	Gildan New Mexico Bowl (New Mexico, L 45-37 to Arizona)
2000	Fiesta Bowl (Notre Dame, L 41-9 to Oregon State)
1998	Gator Bowl (Notre Dame, L 35-28 to Georgia Tech)
1997	Independence Bowl (Notre Dame, L 27-9 to USC)
1995	Orange Bowl (Notre Dame, L 31-26 to Florida State)
1994	Fiesta Bowl (Notre Dame, L 41-24 to Colorado)
1993	Cotton Bowl (Texas A&M, L 24-21 to Notre Dame)
1992	Cotton Bowl (Texas A&M, L 28-3 to Notre Dame)
1991	Cotton Bowl (Texas A&M, L 10-2 to Florida State)
1990	Holiday Bowl (Texas A&M, W 65-14 vs. BYU)
1989	Sun Bowl (Texas A&M, L 31-28 to Pittsburgh)
1987	Cotton Bowl (Texas A&M, W 35-10 vs. Notre Dame)
1986	Cotton Bowl (Texas A&M, L 28-12 to Ohio State)
1985	Cotton Bowl (Texas A&M, W 36-16 vs. Auburn)
1982	Cotton Bowl (Pittsburgh, L 7-3 to SMU)
1981	Sugar Bowl (Pittsburgh, W 24-20 vs. Georgia)
1980	Gator Bowl (Pittsburgh, W 37-9 vs. South Carolina)
1979	Fiesta Bowl (Arizona, L 16-10 to Pittsburgh)
1977	Gator Bowl (Pittsburgh, W 34-3 vs. Clemson)

improvement from 2011 when the school won one game; UNM had the greatest improvement by percentage of any school in the Football Bowl Subdivision.

Davie led UNM to one of the best statistical turnarounds in college football from 2011 to 2012. The Lobos showed the greatest improvement among the 120 FBS schools in scoring margin and rushing offense. The Lobos improved by 25.21 points in scoring margin and 188.14 rushing yards. The 2012 UNM team also ranked second nationally in time of possession improvement, fourth in net punting improvement and fifth in turnover margin improvement from the previous season.

Of the 32 statistical categories that the Mountain West tracked in its in-season weekly releases, UNM improved in 26 of them from the 2011 season to the 2012 season.

Davie became New Mexico's 31st football head coach on Nov. 17, 2011. Davie, 61, had been a college football analyst on television since 2002. He had served as the lead analyst on ABC Saturday Night Primetime college football telecasts, as well as ESPN and ESPN2 Saturday Night Primetime games.

In his time with ABC/ESPN, he teamed with Brent Musburger and Kirk Herbstreit calling the Saturday night prime time game. Among the games he covered were some of the greatest in the history of college football. Along with two BCS National Championship games for ESPN Radio, he was the analyst for ESPN Radio's coverage of the 2005 USC/Texas Rose Bowl Game, considered by many as the best ever. He also was the analyst for the television broadcast of the 2006 classic between No. 1 Ohio State and No. 2 Michigan, dubbed the "Game of the Century". That game was watched by 21.8 million viewers, the most-watched college football game in history at the time. Davie was a part of the Big Ten Network's 10-year anniversary show reliving that contest, filmed and broadcast in 2016.

Other historic games that Davie broadcast for ESPN included the 2007 Rose Bowl Game between Michigan and USC, and a 2010 matchup between Illinois and Northwestern that was played at Wrigley Field, the first football game played in the oldest MLB stadium in 40 years.

Prior to that, Davie served as head football coach at the University of Notre Dame for five seasons (1997-2001). He was defensive coordinator for three years (1994-96) with the Fighting Irish under head coach Lou Holtz before taking over the program in 1997. Davie spent nine years as an assistant coach at Texas A&M University (1985-93) under head coaches Jackie Sherrill (1985-88) and R.C. Slocum (1989-93). Davie was linebackers coach for Sherrill and was promoted to defensive coordinator and assistant head coach under Slocum. He also served as assistant head coach/defensive coordinator at Tulane (1984-85) and linebackers coach at the University of Pittsburgh (1980-82) and the University of Arizona (1978-79).

In 26 years of coaching, Davie has been a part of teams that have compiled a combined record of 206-102-4. He has coached in 18 bowl games, including the Fiesta Bowl, Orange Bowl, Sugar Bowl and Cotton Bowl.

Davie had a 35-25 career record at Notre Dame, leading the Irish to three bowl games and taking the program to its first-ever BCS postseason game, the 2001 Fiesta Bowl. He also was the first coach to lead Notre Dame to a bowl game in his first season. Year in and year out, Notre Dame plays one of the toughest schedules in the nation. During Davie's tenure, 19 of those games were against Top-25 foes and 52 of the 60 were against BCS foes. Seven of the other eight were against service academies and one was against another non-BCS foe.

Davie also has been a two-time finalist for a National Coach of the Year award (by the Walter Camp Foundation and Football News).

In 2001 at Notre Dame, Davie earned an American Football Coaches Association Award for Academic Achievement as his team had a 100 percent graduation rate.

At Notre Dame, Davie received a Football News National Coach of the Year finalist citation and finished sixth in The Associated Press Coach of the Year balloting in 2000, finishing with a 9-3 record and earning a berth in the Fiesta Bowl. That team tied an NCAA record for fewest turnovers in a season with eight, despite starting three different quarterbacks - Battle, Gary Godsey and Matt LoVecchio.

Davie earned a National Coach of the Year semifinalist nod in 1998 after producing another 9-3 record with the Irish. The team ranked 16th nationally in rushing that season behind career rushing leader Autry Denson. Quarterback Jarious Jackson ranked 13th in the country in passing efficiency.

During Davie's first year as head coach in 1997, Notre Dame completed four fourth-quarter comebacks to finish with a 7-5 record and earn an Independence Bowl invitation.

As an Irish assistant, Davie's defense finished 10th in passing efficiency defense and 11th in total defense in 1996, forcing 30 turnovers and ranking 16th in

pass defense in 1995.

Before he became coordinator at Texas A&M in 1989, Davie coached outside linebackers and was part of a staff that led the Aggies to finishes of eighth, fourth, seventh and 14th in the nation in total defense from 1985-88, respectively.

Davie was assistant head coach and defensive coordinator at Tulane from 1983-84. Prior to that, he was linebackers coach at the University of Pittsburgh from 1980-82 helping the unit rank first nationally in total defense in 1980 and 1981 and third in 1982.

He started his coaching career as a graduate assistant in 1977 at Pittsburgh under Sherill and moved on to the University of Arizona as a part-time linebackers coach and strength coach from 1978-79.

Davie is a 1977 graduate of Youngstown State and was a three-year starter at tight end.

Davie and his wife, Joanne, have two children - daughter Audra and son Clay.



CALVIN MAGEE

OFFENSIVE COORD./RBs

1ST YEAR AT NEW MEXICO

South Florida, 1990
New Orleans, La.



Calvin Magee joined the Lobo football program in January of 2018 as offensive coordinator and running backs coach. Magee is a coaching veteran at the collegiate level, with the upcoming 2018 season his 23rd in coaching, and his 14th straight as offensive coordinator.

He has spent 12 of his previous 13 seasons as the offensive coordinator on Rich Rodriguez staffs, and he has managed the spread option offense which Rodriguez has been widely credited for innovating. He spent the last six seasons at the University of Arizona as co-offensive coordinator, associate head coach and running backs coach. He also served as offensive coordinator and running backs coach at Pittsburgh, Michigan and West Virginia.

While at Arizona the offense has broken Wildcat records for team scoring, total offense and rushing offense. In 2017, Arizona was third nationally in rushing at 309.3 yards per game, and they were led by quarterback Khalil Tate, who despite only playing 11 games, was a four-time Pac-12 Offensive Player of the Week (all consecutive) and finished seventh in rushing yards per game and amassed 1,411 rushing yards.

Overall, Arizona finished 12th in total offense in 2017. He coached two-time All-America Ka'Deem Carey, who played for three seasons with the Chicago Bears. With Arizona, Magee helped the Wildcats to five bowl appearances, including two Gildan New Mexico Bowl wins and a 2017 berth in the Foster Farms Bowl. All told in his career, Magee has coached in 13 bowl games, including a pair of Fiesta Bowls and a Sugar Bowl.

Under Magee's direction, Arizona has established the school's single-game records



CALVIN MAGEE NOTES

*Comes to UNM having served as an offensive coordinator on the collegiate level for 13 straight seasons.

*Coached Arizona to the 12th ranked total offense, and third nationally in rushing.

*Helped Arizona to five bowl appearances including two Gildan New Mexico Bowls.

*Has also served as the offensive coordinator at West Virginia, Michigan and Pittsburgh.

*Played five seasons with the Tampa Bay Buccaneers

for team scoring, total offense and rushing offense. In addition, the Wildcats have produced three of their 10 highest single-game rushing performances. Individually, Ka'Deem Carey reestablished the program's individual game rushing record, while current backs Nick Wilson and J.J. Taylor own six of the 10 best single-game freshman rushing performances.

In 2016, Arizona's rushing attack overcame numerous injuries to lead the Pac-12 Conference in rushing with 235 yards per game, which was the ninth-best average in UA history. The Wildcats set the school single-game rushing record with 511 yards in the Territorial Cup victory over Arizona State. Included in the record-breaking performance were three individual 100-yard rushers in the same contest for only the second time in program history.

The 2014 season saw a true freshman successfully emerge at running back in Wilson. He collected seven games with 100+ yards and with his 1,375 markers, setting the UA freshman rushing record. Magee's running backs totaled 2,067 yards and 21 touchdowns during the year, with redshirt senior Terris Jones-Grigsby chipping in 567 yards and three scores. He put together a 115-yard outing with one touchdown in the Wildcats' 31-24 road victory at No. 2 Oregon.

In 2013, Carey paced the Wildcats and anchored an offense that posted an 8-5 record and a second-straight bowl win (AdvoCare V100 Bowl). He was a consensus All-American again in 2013, a Doak Walker Award finalist and the 2013 Pac-12 Offensive Player of the Year. Carey departed as Arizona's all-time career rushing leader (4,239 yards) and all-time all-purpose yardage leader (5,483). He finished the season with 1,885 yards (No. 3 nationally) on 349 carries and 19 touchdowns while averaging 157.1 yards per game (No. 2 nationally) and 29.08

CALVIN MAGEE PROFILE

Birthdate: Sept. 30, 1959
Hometown: New Orleans, La.
Alma Mater: B.S., South Florida '90
Playing Experience: Southern, 1981-84; Tampa Bay Buccaneers 1985-89
Family: wife Rosie; daughters Jade, Jasmine; son Bryson

Coaching Experience:

2017-12 Arizona (Assoc. Head Coach/Co-Off. Coord./RBs/TEs)
 2011 Pittsburgh (Asst. Head Coach/Co-Offensive Coordinator/RBs)
 2008-10 Michigan (Offensive Coordinator/Running Backs)
 2007 West Virginia (Asst. Head Coach/Offensive Coordinator/RBs)
 2005-07 West Virginia (Offensive Coordinator/Running Backs)
 2001-06 West Virginia (Running Backs)
 1999-00 South Florida (Running Backs/Run Game Coordinator)
 1997-98 South Florida (Running Backs)
 1996 South Florida (Tight Ends)

Postseason Coached (corresponding to the season, not the actual year of the bowl game):

2017 Foster Farms Bowl
 2015 Gildan New Mexico Bowl
 2014 VIZIO Fiesta Bowl
 2013 AdvocCare V100 Bowl
 2012 Gildan New Mexico Bowl
 2011 BBVA Compass Bowl
 2010 Gator Bowl
 2007 Fiesta Bowl
 2006 Gator Bowl
 2005 Sugar Bowl
 2004 Gator Bowl
 2003 Gator Bowl
 2002 Continental Tire Bowl

carries per game (No. 1 nationally). Carey recorded 16-straight games in which he eclipsed the century mark rushing, the longest streak in Pac-12 history and the longest for any FBS player in the last 10 seasons.

Magee's first campaign with the Cats in 2012 was a banner year for the Wildcat offense. Carey led the nation in total rushing yards (1,929) and yards per game (148.38) while rewriting the Arizona record book. For his efforts, Carey was named first-team All-Pac-12 and a consensus All-American, UA's first on the offensive side of the ball.

UA led the Pac-12 in total offense for four-straight weeks (weeks 6-9) and ranked as high as fourth nationally in weeks three, seven and nine. Arizona's offensive triple-threat attack featured a 3,000-yard passer (Matt Scott - 3,620 yards), a 1,500-yard rusher (Carey - 1,929 yards) and a 1,000-yard receiver (Austin Hill - 1,364 yards).

Magee served as assistant head coach and co-offensive coordinator at Pittsburgh in 2011 after coaching under Rodriguez for three years at Michigan (2008-10) and seven years at West Virginia (2001-07). He was associate head coach, offensive coordinator and running backs coach at Michigan, and coached running backs throughout his tenure in Morgantown while adding the coordinator post his final three seasons and assistant head coach his last year at West Virginia.

He began his college coaching career at South Florida where he coached tight ends (1996), running backs (1999-00) and served as running game coordinator the final two years.

Magee was an All-American tight end at Southern University, earning first-team honors in 1983 and 1984. He led the Jaguars each of his four seasons (1981-84) and was MVP of the 1985 Freedom Bowl. A three-time All-Southwestern Athletic Conference selection, he was inducted into the Southern University Hall of Fame in 2000.

Following his playing tenure at Southern, he had a five-year stint in the National Football League with the Tampa Bay Buccaneers (1985-89).

A native of New Orleans, Magee earned a bachelor's degree from South Florida in 1990. He and his wife, Rosie, have two daughters, Jade and Jasmine, a son, Bryson, two grandsons and a granddaughter.



KEVIN COSGROVE

DEFENSIVE COORD./LBs

7TH YEAR AT NEW MEXICO

Wisconsin-Oshkosh, 1980

Chicago, Ill.

Kevin Cosgrove enters his fifth season as UNM's defensive coordinator, and his sixth as linebackers coach at New Mexico. His first three seasons he was the inside linebackers coach, but he has overseen the entire corps since 2015 when UNM went to the 3-3-5.

The 2017 Lobos once again held opponents to under 400 yards per game, marking the first back-to-back seasons of allowing fewer than 400 yards since the 2007 and 2008 seasons.

The highlight of the season defensively was UNM's 16-13 win over Tulsa, holding the high flying Golden Hurricanes to their second-lowest scoring output of the Phillip Montgomery era, behind Ohio State, which allowed just three points. In that game, a late interception set up UNM's game-winning walk-off field goal.

The Lobo defense scored twice in 2017 including a 91-yard touchdown in the season opener by captain Jake Rothschilder, which earned him Mountain West Defensive Player of the Week honors, the sixth player so honored in the

last five seasons under Cosgrove.

The Lobo defense was a veteran group in 2016 that came up big time and time again when called upon. The Lobo defense in 2016 was led by Dakota Cox, who became the first player UNM history, and just the 14th in the history of the FBS, to lead his team in tackles for four straight seasons.

Perhaps the biggest moment of the season for UNM's defense came outside of the continental United States. In a 21-21 game with Hawai'i, Daniel Henry forced a fumble behind the line of scrimmage, and Lee Crosby scooped and scored for what was the game-winning touchdown in a 28-21 road win. The defense also came up big after that score, stopping a fourth-and-one inside the 10-yard line to seal the win.

That was the first of two times in which UNM's defense basically won a game on a goal line stand. The other came in front of a national audience on ESPN2, against Utah State. With the game tied at 21-21, Utah State has second and goal from the UNM 2-yard line. Three straight run stops, including a stop

KEVIN COSGROVE NOTES

*Coached Dakota Cox, who became first Lobo in school history (and 14th in FBS history) to lead the team in tackles for four straight seasons.

*Helped guide the 2016 Lobo defense to 124.2 fewer total yards allowed than in 2014, improving 71 places in the NCAA rankings.

*Named the top coordinator in the Big Ten in 2002.

*Nearly half of his 34 years of coaching college football defense has been as defensive coordinator at Power Five programs.

*Was part of four Big Ten Championship teams that went to the Rose Bowl.

*As defensive coordinator, coached 50 players who went on to the NFL.

just inches short of the goal line gave the ball back to UNM, setting up a drive for a winning field goal and a 24-21 win.

Overall, UNM's defense is one of 14 that has scored at least three times in each of the last two seasons, and allowed just 398.4 yards per game, good for 56th nationally, an improvement of 124.2 yards and 71 places in the NCAA rankings from just two seasons ago.

Four players earned All-Conference honors and four were invited to NFL camps after the season.

UNM's defense was of particular importance in UNM's 2015 season as the Lobos earned their first bowl appearance since 2007 with a trip to the Gildan New Mexico Bowl.

Defensively, UNM ranked as the fourth-most improved defense in the nation in terms of yards allowed, shaving off 81.6 yards per game from 2014. UNM also shaved 7.5 points per game off their 2014 scoring defense, and that was the 15th most improved in the NCAA. UNM's rushing defense was the nation's third-most improved in terms of yards per game (76.3 yards per game less than 2014) and it was fourth in terms of yards per carry (1.29 yards per carry less than 2014).

In addition, linebacker Dakota Cox led the team in tackles for a third straight season earning All-Conference accolades. The Lobos spent much of the year in the national top 20 in terms of sacks and tackles for loss as the Lobos displayed an aggressive, attacking defense. The defense also scored three touchdowns and a safety during the season.

The 2014 Lobos improved on the defensive side of the ball with Cosgrove

calling the plays. UNM's scoring defense improved 6.9 points per game, and against non-ranked teams UNM improved a whopping 14.5 points per game. The Lobos picked off seven more passes than in 2013 and had eight more sacks as well.

Two Lobos earned all-conference honors, including first team All-MW honors for Dakota Cox and honorable mention honors for David Guthrie. Cox and freshman Kimmie Carson both earned Mountain West

KEVIN COSGROVE PROFILE

Birthdate: Dec. 27, 1955

Hometown: Chicago, Ill.

Alma Mater: B.S., physical education - Wisconsin Oshkosh, '80

Family: wife Shelly; sons Clint, Connor; daughter Shannon

Coaching Experience:

2015-present	New Mexico (Defensive Coordinator/Linebackers)
2014	New Mexico (Defensive Coordinator/Inside Linebackers)
2012-13	New Mexico (Inside Linebackers)
2011	Akron (Defensive Coordinator)
2009-10	Minnesota (Co-Defensive Coordinator)
2004-07	Nebraska (Defensive Coordinator)
1995-2003	Wisconsin (Defensive Coordinator/Linebackers)
1990-94	Wisconsin (Linebackers)
1989	Colorado State (Linebackers)
1988	Southeast Missouri State (Defensive Coordinator)
1983-87	Illinois (Linebackers)
1983	Morehead State (Linebackers)
1980-83	Illinois (Graduate Assistant)

Postseason Coached (corresponding to the season, not the actual year of the bowl game):

2016 Gildan New Mexico Bowl
 2015 Gildan New Mexico Bowl
 2012 East-West Shrine Game
 2009 Insight Bowl
 2007 Cotton Bowl
 2005 Alamo Bowl
 2003 Music City Bowl
 2002 Alamo Bowl
 2000 Sun Bowl
 2000 Rose Bowl (1999 season)
 1999 Rose Bowl (1998 season)
 1997 Outback Bowl
 1996 Copper Bowl
 1995 Hall of Fame Bowl
 1995 Blue-Gray Bowl
 1994 Rose Bowl (1993 season)
 1985 Peach Bowl
 1984 Rose Bowl (1983 season)
 1982 Liberty Bowl

Player of the Week honors.

Cosgrove guided a pair of Lobos to postseason accolades in 2013. True freshman middle linebacker Dakota Cox, the first freshman to lead UNM in tackles (99) since Blake Irwin in 1994, earned Football Writers Association of America Freshman All-America honors. And senior inside linebacker Dallas Bollema, who finished his career at No. 20 on the school's all-time tackles list, was named honorable mention All-MW for the second straight year.

During his first year at UNM, Cosgrove helped the Lobo defense improve 42 spots in the NCAA's Football Bowl Subdivision in rushing yards allowed per game (119th in 2011 to 77th in 2012) and 21 spots in total yards allowed (118th in 2011 to 97th in 2012).

Under Cosgrove's tutelage, junior LB Dallas Bollema earned All-Mountain West honorable mention honors after leading the team with 83 tackles (16th in the Mountain West) with two interceptions, two sacks, two forced fumbles and two fumble recoveries.

Cosgrove has 38 years' experience coaching on the defensive side of the ball, including 22 years as a coordinator. He has coached in 18 bowl games, including four appearances in the Rose Bowl.

Cosgrove is a member of the Wisconsin Football Coaches Hall of Fame, being inducted in 2008. In 2006, he was recognized by CBS College Sports Network analyst Tom Lemming as one of the nation's top recruiters, and in 2002 was named the top coordinator in the Big Ten by The Sporting News. ESPN analyst Mel Kiper Jr. identified Cosgrove as one of the top coordinators in the country



in 1999.

Cosgrove has spent 25 seasons coaching Big Ten football. Most recently, he was defensive coordinator at the University of Minnesota from 2009-10, during which time he oversaw a unit that improved its pass defense from 93rd nationally in 2008 to 55th in 2009 and 33rd in 2010. Three of his linebackers - Lee Campbell, Simoni Lawrence and Nate Triplett - earned invites to the 2009 NFL Combine.

From 2004-07, Cosgrove was defensive coordinator at Nebraska. The Cornhuskers ranked 11th nationally in rushing defense in 2004, led the nation in sacks (50, 4.17 per game) and tackles for loss (124, 10.33 per game) in 2005, while also ranking in the top 25 nationally in scoring defense and pass efficiency defense in 2005 and 2006. He helped the program to a Big 12 North Division Championship in 2006 and appearances in the 2005 Alamo and 2007 Cotton Bowls. In his four seasons, Cosgrove mentored seven first- or second-team All-Big 12 defenders.

Prior to his time at Nebraska, he spent 14 seasons (1990-2003) at Wisconsin under head coach Barry Alvarez and coordinated the Badger defense from

1995-2003. During that span, UW won Big Ten titles in 1993, 1998 and 1999, following each with a victory in the Rose Bowl. During Cosgrove's tenure in Madison, the program posted a 7-2 record in bowl games. Cosgrove also coached the linebackers at Wisconsin (1990-94), tutoring three who led the conference in tackles in three different seasons. Included in that trio is the program's all-time leading tackler, Pete Monty, whom Cosgrove also recruited.

Cosgrove served as defensive coordinator at the University of Akron in 2011. He also coached in the 2012 East-West Shrine Game.

A native of Chicago, he coached linebackers at Colorado State in 1989, was defensive coordinator at Southeast Missouri State in 1988 and linebackers coach at Illinois (1983-87) and Morehead State (1983). He served as graduate assistant at Illinois from 1980-83.

Cosgrove competed collegiately at Benedictine College (Ill.) in 1974 and at Wisconsin-Oshkosh from 1976-78, where he completed a Bachelor of Science degree in physical education in 1980.

He and his wife Shelly have two sons, Clint and Connor, and one daughter, Shannon.



APOLLO WRIGHT

PASSING GAME COORD./QBs

6TH YEAR AT NEW MEXICO

Cheyney (Pa.), 1998
Philadelphia, Pa.



Apollo Wright begins his sixth year at UNM and his first as the passing game coordinator. He spent the previous three seasons as special teams coordinator. The 2018 will be his third season coaching New Mexico's quarterbacks after coaching UNM's highly successful stable of running backs over his first three seasons.

UNM used three starting quarterbacks in the 2017 season, and the three combined for 1,489 yards passing and eight touchdowns along with 685 yards rushing and four touchdowns. One of his charges, Lamar Jordan, signed a free agent contract after the season with the Atlanta Falcons.

UNM's special teams continued to excel under Wright, with Corey Bojorquez earning first team All-MW honors as a punter and signing a free agent contract with New England, and kicker Jason Sanders getting drafted by Miami in the seventh round. Elijah Lilly

returned a kickoff for a touchdown against Texas A&M, and had two others during the season called back as well. That touchdown ran UNM's streak of consecutive seasons with a kickoff return touchdown to eight straight, and it was the 10th under head coach Bob Davie, tying for the third-most in the nation in that time frame.

UNM's special teams were special as well in 2016 as Lilly, who at the time a true freshman, averaged 27.4 yards per return, including a touchdown. Additionally, UNM's kickoff coverage unit was phenomenal, with an NCAA top touchback percentage of 82.1%. UNM hit 69 of 84 kickoffs for touchbacks, and only 14 kickoffs were actually returned.

Under Wright, UNM's quarterbacks were terrific, especially late in the season. UNM starting quarterback Lamar Jordan had a 145.3 rating, throwing for six touchdowns and 681 yards, rushing for another 739 yards and three touchdowns. Overall UNM's quarterbacks completed 53.6% of their passes for 1,389 yards and 11 touchdowns, and they rushed for 987 yards and six touchdowns.

In 2015, UNM's special teams were truly special, with Carlos Wiggins returning a kickoff for a touchdown against Hawai'i, and a pair of successful faked punts. The Lobos were also seventh nationally in kickoff touchback percentage and punter Zack Rogers finished his career fifth on the career average list at UNM.

UNM's stable of rushers under Wright had a solid season as the Lobos at the time tied a school record with 42 rushing touchdowns. UNM ranked either second or third nationally in rushes of 30, 40, 50, 60 and 70 yards, and Jhurrell Pressley finished his career seventh in career rushing at UNM, second in career rushing touchdowns, and signed a free agent contract with the Minnesota Vikings.

In 2014, UNM's running back corps combined for 2,590 yards and 27 touchdown runs. The Lobos had a 1,000 yard rusher in Jhurrell Pressley, who hit the 1,083-yard mark despite just 114 carries. His 9.5 yards per carry led the nation and was the best mark in school history. Lobo running backs averaged 6.7 yards per carry, better than the overall team average of 6.4 yards per carry.

Pressley was an honorable mention All-Mountain West selection after his



APOLLO WRIGHT

QB

2014 season after rushing for more 60-yard runs individually than all but four other schools in the FBS.

UNM's running backs combined for 2,387 yards and 29 touchdowns in 2013. Second-team All-Mountain West selection Kasey Carrier ranked 16th in the nation in rushing yards per game with an average of 112.2. Carrier's 1,122 yards represented the ninth best single-season rushing total in UNM history.

Wright arrived at UNM in February of 2013. He spent six seasons at Florida International University, the last three as the Panthers' running backs coach. In 2012, Wright worked with a trio of backs who combined to rush for 1,452 yards and 15 touchdowns despite each missing games due to injury.

One of the players was Kedrick Rhodes, who set a school record with 1,149 rushing yards on 234 carries in 2011 and was a second-team All-Sun Belt Conference selection. Twice during the 2011 year, Rhodes carried the ball 30 times, tying for third all-time in a single-game.

Rhodes has seven 100-yard rushing games during his career, which is an FIU record. He had five 100-yard games in 2011.

FIU running back Darriet Perry finished his career in 2011, and under the tutelage of Wright, the veteran established several FIU rushing records. During the 2010 season, Perry scored a school-record 16 rushing touchdowns while the team finished with 26 total scores on the ground. Perry would ultimately finish his collegiate career a year later with 27 rushing touchdowns.

Wright previously served as Florida International's special teams coordinator (2007-11) and helped turn kicker Jack Griffin into one of the nation's finest and a Lou Groza Award semifinalist in 2011. Griffin set school records for extra points and field goals for the Panthers.

Wright's punt return unit, which included future Indianapolis Colts wide receiver T.Y. Hilton, finished No. 1 in the country with an average of 15.93 yards per punt return in 2011.

In 2009, the punt return unit ranked 18th overall and first among the Sun Belt Conference teams. The Panthers also ranked second in the SBC in kickoff returns and third in net punting. Hilton, who was an '09 Freshman All-America,

led the Sun Belt and finished ninth nationally with an average of 14.78 yards per punt return and was also among the national leaders in kickoff-return average.

Wright also coached current Tampa Bay Buccaneers defensive back Anthony Gaitor from 2007-09 at FIU. Gaitor led the Sun Belt Conference with five interceptions in 2008, returning two for TDs.

Prior to arriving at FIU in 2007, Wright served as a member of the Villanova staff for six seasons as running backs coach and spent three years as the Wildcats' special teams coordinator. He played a major role in the performance and development of former NFL All-Pro Brian Westbrook, who rushed for 1,603 yards and 22 touchdowns en route to earning the Walter Payton Award as the Division I-AA National Player of the Year, the Atlantic 10 Conference Offensive Player of the Year and the ECAC Offensive Player of the Year in 2001.

Wright also mentored Wildcats running back Terry Butler, who accumulated 2,080 yards on 464 carries (4.5 avg.) and 17 touchdowns in his four-year collegiate career before spending a brief career with the New York Jets.

Wright's responsibilities at Villanova also included the breakdown of opponent film and serving as the program's pro liaison.

Prior to Villanova, Wright was the secondary coach at LaSalle University from 1999-2000. Besides his duties as secondary coach, Wright was also in charge of the kick and punt return units.

In 1999, he was a graduate assistant at Wagner College, drilling the defensive backs and wide receivers. Wright began his coaching career with his first stint at LaSalle as the assistant defensive backs coach in 1998.

Wright played football for four years at Cheyney (Pa.) University, including two seasons as the starting quarterback. He graduated cum laude with a bachelor's degree in recreation and leisure services in 1998. Wright earned his master's degree in education from Wagner (N.Y.) College in 2001.

He and his wife Melanie have three sons; twins Jayden and Micheal, and Mason.

APOLLO WRIGHT NOTES

*Both of his 2017 kickers made it to the NFL, with punter Corey Bojorquez, a Ray Guy semifinalist, signing with New England, and Jason Sanders getting drafted by Miami.

*Has seen a kickoff return for a touchdown in each of his five seasons at UNM, running the Lobos' streak to eight straight years with a kickoff return touchdown.

*In 2015 he coached Jhurell Pressley, who finished his career seventh in UNM rushing history and second in career rushing touchdowns.

*His charges in 2014 were third nationally in rushing yards per carry with 6.4 yards per carry. UNM also led the nation with the most 50 and 60-yard runs.

*Played a significant role in the development of former NFL All-Pro and Philadelphia Eagles running back Brian Westbrook. Westbrook rushed for 1,603 yards and 22 TDs for Villanova in 2001, earning Division I-AA National Player of the Year honors.

*Coached Florida International's Kedrick Rhodes to a school-record 1,149 rushing yards, along with 15 touchdowns, in 2011.

*Served as special teams coach for FIU's T.Y. Hilton, a rookie wide receiver for the Indianapolis Colts in 2012.

*Coached Florida International kicker Jack Griffin, who was a Lou Groza Award (nation's best kicker) semifinalist in 2011.

APOLLO WRIGHT PROFILE

Birthday: October 31, 1975

Hometown: Philadelphia, Pa.

Playing Experience: Cheyney University 1994-97

Alma Mater: B.A., Recreation and Leisure Services - Cheyney (Pa.) University, 1998; M.A., Education - Wagner (N.Y.) College, 2001

Family: Wife Melanie; sons Jayden, Micheal and Mason

Coaching Experience:

2016	New Mexico (Special Teams Coord./Quarterbacks)
2015	New Mexico (Special Teams Coord./Running Backs)
2013-14	New Mexico (Running Backs)
2012	Florida International (Running Backs)
2009-11	Florida International (Special Teams Coordinator/RBs)
2007-09	Florida International (Special Teams Coordinator/CBs)
2004-06	Villanova (Running Backs/Special Teams Coordinator)
2001-03	Villanova (Running Backs)
1999-2000	LaSalle (Pa.) University (Defensive Backs/Special Teams)
1999	Wagner College (Graduate Assistant)
1998	LaSalle (Pa.) University (Assistant Defensive Backs Coach)

Postseason Coached (corresponding to the season, not the actual year of the bowl game):

2016	Gildan New Mexico Bowl
2015	Gildan New Mexico Bowl
2011	Beef O'Brady Bowl
2010	Little Caesars Pizza Bowl



PERRY ELIANO

SPECIAL TEAMS COORD/CBS

1ST YEAR AT NEW MEXICO

Stephen F. Austin, 2000
Killeen, Texas



Perry Eliano joined The University of New Mexico coaching staff in January of 2018, and he will coach cornerbacks as well as serve as special teams coordinator. He comes to the Lobos after a two-year stint serving as the Associate Head Coach and Defensive Coordinator at Bowling Green.

Last season the Falcons forced 24 turnovers, including 15 fumble recoveries and they scored two touchdowns. The defense racked up 292 return yards on interceptions and fumbles, and the 15 fumble recoveries was tied for fourth nationally.

Prior to Bowling Green, Eliano spent five seasons at UTSA, starting with its inaugural season in 2011 through the 2015 season, coaching safeties and serving as special teams coordinator. Overall, he coached eight all-conference players spanning two different conferences. He also coached safety Tristan Wade, who in 2014 became UTSA's first Jim Thorpe semifinalist.

Eliano coached two players who earned All-CUSA honors in cornerback Bennett Okotcha (second team) and safety Michael Egwuagu (honorable mention).

In 2014, Eliano helped lead a defense that ranked in the Conference USA top five in five different statistical categories, including second in rushing defense (140.8 ypg). UTSA forced 19 turnovers (10 fumbles/9 INTs) with his safeties combining for seven of the picks. Free safety Triston Wade signed with the Seattle Seahawks as an undrafted free agent in May 2015.

Eliano's special teams also excelled in 2014 as the Roadrunners led the league in net punting (39.3 avg.) on the strength of honorable mention all-conference punter Kristian Stern, who set school records for punts (83) and punting average (41.2). The team was tied for third in field goals behind second-team all-conference place-kicker Sean Ianno, who made 17-of-21, including a schoolrecord 53-yarder against Florida Atlantic, along with registering 16 touchbacks on kickoffs. Deep snapper Jesse Medrano also collected second-team all-conference honors.

In 2013, Eliano helped lead UTSA to a 7-5 overall record, including victories over a pair of bowl teams. The Roadrunners finished second in the West Division with a 6-2 mark in their first season in Conference USA. He helped tutor a defense that forced 14 turnovers (6 fumbles/8 INTs), with the safeties combining for six of the picks, and allowed just 143.1 rushing yards per game. Wade led the team in tackles (94), solo tackles (54) and interceptions (two), while Nic Johnston was third in stops (70). On special teams, Ianno established a school record for touchbacks with 21 and connected on all 38 of his extra-point attempts. Wade earned second-team All-Conference USA honors, while Johnston and Stern were honorable mention all-conference.

In 2012, Eliano helped lead UTSA to an 8-4 overall record and a 3-3 mark in its

PERRY ELIANO PROFILE

Birthdate: May 3, 1978

Hometown: Killeen, Texas

Playing Experience: Stephen F. Austin, 1995-99

Alma Mater: B.S., Stephen F. Austin, 2000; M.S. secondary education, 2003

Family: Wife, Regenia; sons, Amari, Evan

Coaching Experience:

2018-present	New Mexico (Special Teams Coordinator/Cornerbacks)
2016-17	Bowling Green (Defensive Coordinator/Assoc. Head Coach)
2011-15	UTSA (Special Teams Coordinator/Safeties)
2010	Central Arkansas (Associate Head Coach/Secondary)
2006-09	Central Arkansas (Secondary)
2005	Sam Houston State (Secondary)
2003-04	Central Arkansas (Running Backs/Wide Receivers)
2001-02	Stephen F. Austin (Graduate Assistant)

PERRY ELIANO NOTES

*Defense at UTSA in 2014 led Conference USA in five different statistical categories.

*Has been a coordinator or associate head coach in each of his previous eight seasons prior to coming to UNM.

*Mentored Triston Wade, a three-time all-conference pick over two conferences that signed with the Seattle Seahawks.

*Defenses have a reputation for takeaways, including 24 at Bowling Green in 2017.

NEW
MEXICO



PERRY
ELIANO

NM



CB

first and only season in the Western Athletic Conference (WAC). The campaign was highlighted by historic wins against South Alabama, the program's first road and Football Bowl Subdivision (FBS) victory, and New Mexico State, its first league win. The defense forced 29 turnovers (16 fumbles/13 interceptions), which led to 22 scores (15 TDs/7 FGs), and Wade garnered first-team All-WAC accolades.

In his first year overseeing special teams, the placekickers combined to make 15-of-19 field goals and all 45 PATs. Kenny Harrison finished second in the FBS in punt return average (17.3), had a program-record 79-yard TD return in the season-ending victory against I-35 rival Texas State and was an honorable mention all-league selection.

Eliano helped lead the Roadrunners to a 4-6 record during their inaugural campaign in 2011. The defense allowed just 21.4 points and 126.2 yards rushing per game and forced 21 turnovers (11 fumbles, 10 interceptions), which led to 15 scores. His safeties recovered six fumbles — three by Johnston — and picked off five passes.

Prior to his time on the Roadrunners coaching staff, Eliano was an assistant at Central Arkansas from 2006-10. He coached defensive backs throughout his tenure and was named associate head coach prior to his final season. Eliano

coached the 2005 season as Sam Houston State's secondary coach after an earlier two-season stint at Central Arkansas as the running backs and wide receivers coach. Eliano coached wide receiver Mike Norvell at Central Arkansas, who was recently hired as Memphis' head coach.

A Killeen, Texas native, Eliano got his coaching start as a graduate assistant at his alma mater, Stephen F. Austin, from 2001-02. Eliano played linebacker for the Lumberjacks from 1996-99. He was the team's Defensive Most Valuable Player and leading tackler in both 1998 and '99. Playing strong safety as a senior, he registered a team-high 99 tackles to help guide the Lumberjacks to the Southland Championship and was named all-conference following that campaign. He also was named the Ralph Todd Award (University Outstanding Male Athlete) winner the following spring.

A standout prep defensive back, Eliano was a three-year letterwinner at Ellison High School from 1993-95. He earned all-state honors following his senior season after helping the Eagles reach the Class 5A state quarterfinals.

Eliano earned his bachelor's degree from Stephen F. Austin in 2000 and a master's in secondary education three years later. He and his wife, Regenia, have two sons, Amari and Evan.



SAGA TUI TELE **RUN GAME COORDINATOR/OL** **3RD YEAR AT NEW MEXICO** **Portland State, 2002** **San Bernardino, Calif.**



Saga Tuitele enters his third season as the run game coordinator/offensive line coach at The University of New Mexico. Previously, he served as the offensive coordinator and offensive line coach at Cal Poly in San Luis Obispo where he has led the Mustang offense to the top of the NCAA FCS charts in terms of points and yards.

Last year despite injuries that decimated the offensive line and three different players starting at quarterback, the Lobos still managed to rush for 2,825 yards and 21 touchdowns. Offensive lineman Aaron Jenkins anchored the front five and earned plenty of preseason accolades for the 2018 season.

In Tuitele's first season, the Lobo rushing attack set records and was the tops in the nation. The Lobos led the nation in rushing yards, rushing yards per game and rushing yards per carry, as well as rushes of 10, 20, 30, 40, 50, 60 and 70 yards. The Lobos also had two 1,000-yard rushers for the first time in school history in Teriyon Gipson and Tyrone Owens. Gipson led the nation in rushing yards per carry as well.

UNM did all of that with an offensive line that saw three new starters, including center Blaise Fountain. That offensive line allowed just 12 sacks on the season.

Tuitele is a veteran of option offenses, having spent time at both Cal Poly and at Army coaching the offensive line. For the past seven seasons, Tuitele has served as the offensive line coach. He was the co-offensive coordinator from 2009-2012, and the co- was removed from his title for the 2013 through 2015 seasons.

Under Tuitele, the Cal Poly Mustangs led the FCS in rushing yards per game from 2013-15, including averaging 387.3 yards per game in 2015. The Mustangs finished fourth in rushing in 2010, sixth in 2011 and third in 2012.

Last season Cal Poly also finished in the top 10 in fourth down conversions (5th), first downs (6th) and total offense (8th).

Prior to Cal Poly, he served as the offensive line coach at Army under Tim

Walsh, whom he also coached with and played under at Portland State. Tuitele coached the defensive line at Portland State, helping the Vikings lead the Big Sky in total defense, rushing defense and scoring defense in 2004.

Tuitele was a two-time All-Big Sky performer at Portland State, earning honorable mention All-America honors as a senior offensive guard after starting his career as a defensive tackle, where he played for two seasons.

Tuitele earned a bachelor's degree in social science from Portland State in 2002. An All-CIF Southern Section and All-State defensive lineman at Pacific High School in San Bernardino in the mid-1990s.

Tuitele and his wife, Rachel, have four children, To'omalatai, Tifaimoana, Saga III and Teuila.



SAGA TUI TELE NOTES

*Saw his offensive lines lead the nation in rushing four straight seasons, with New Mexico leading the FBS in 2016 and Cal Poly leading the FCS in 2013, 2014 and 2015.

*His offensive lines have finished in the top six in rushing in seven of the last eight seasons.

*Spent time as well at Army under Tim Walsh.

*Has experience as a coach and player on both sides of the line.

SAGA TUI TELE PROFILE

Birthdate: Sept. 15, 1979

Hometown: San Bernardino, Calif.

Playing Experience: Portland State 1997-2000

Alma Mater: B.S., Social Science - Portland State, 2002

Family: wife Rachel; children To'omalatai, Tifaimoana, Saga III and Teuila

Coaching Experience:

2016-present New Mexico (Offensive Line)

2013-15 Cal Poly (Offensive Coordinator/Offensive Line)

2009-12 Cal Poly (Co-Offensive Coordinator/Offensive Line)

2007-08 Army (Offensive Line)

2003-06 Portland State (Defensive Line)

Postseason Coached (corresponding to the season, not the actual year of the bowl game):

2016 Gildan New Mexico Bowl

2012 FCS Playoffs



SCOTT BAUMGARTNER
WIDE RECEIVERS
6TH YEAR AT NEW MEXICO
Pacific, 1989
La Mirada, Calif.

NEW MEXICO



SCOTT BAUMGARTNER

Scott Baumgartner begins his sixth season at The University of New Mexico and he returns to coach wide receivers after spending the past two seasons coaching the running backs. Baumgartner coached the wide receivers his first three seasons at UNM.

His two seasons coaching the running backs at UNM were highlighted by the 2016 group. They produced two 1,000-yard rushers in Teriyon Gipson (1,269) and Tyrone Owens (1,097). It marked the first time in school history that

UNM rushed for an NCAA-leading 4,550 yards, averaging 350.0 yards per game, which also led the nation.

The Lobos finished in the top 20 in rushing both seasons he was at the helm of the running backs. Last season saw Richard McQuarley tied a long-standing UNM record with five rushing touchdowns in the same game.

In 2016, UNM's 4,550 yards came out to 6.6 yards per carry, which also led the nation. The rushing attack was explosive as well, leading the nation in rushes of 10, 20, 30, 40, 50, 60 and 70 yards or more. In fact, UNM's opening play of the season was an 84-yard touchdown run, the longest opening play in the history of the university, and tying for the fastest touchdown to start a season at UNM.

The 2015 season was a superb one for New Mexico wideouts, coached by Baumgartner. Junior receiver Dameon Gamblin led the team with 35 catches, the most in the Bob Davie era. Of similar note was the record breaking performance of Delane Hart-Johnson, who in his first season with New Mexico set a season and career record for 80-yard receptions, with catches of 86 against Utah State, 81 against Boise State and 92 against Arizona.

Overall, UNM's receiving corps caught 78 passes, the most by the receiver group since 2011, and they accounted for 83.3 percent of all of UNM's receiving touchdowns in 2015.

For the second year in a row, UNM's receiving corps improved upon the previous season. In 2014, the receiving corps was led by Tyler Duncan, who recorded the longest touchdown catch of the Bob Davie era with a 75-yard haul. He led the team with a pair of touchdown catches, 293 yards, and a 24.4 yards per catch average. Baumgartner's receivers also helped UNM spring an NCAA leading 14 rushes of 50 or more yards.

UNM had ever produced two 1,000-yard rushers in the same season. Overall,

SCOTT BAUMGARTNER NOTES

*In first year with running backs, had two 1,000-yard rushers for the first time in the history of the university.

*Guided a receiver corps unit that helped UNM's pistol option offense break 1,000 yards receiving for the first time since 2011.

*Was integral to the development of the pistol offense under head coach Chris Ault at Nevada.

*Five straight seasons of producing all-conference wide receivers (first- or second-team).

*Nevada pupil Brandon Wimberly earned first-team All-Mountain West honors in 2012.

Perhaps no bigger play showcased UNM's blocking abilities from the wideouts than Jhurell Pressley's 69-yard touchdown run against Wyoming where Tyler Duncan decleated a potential tackler at the 10-yard line.

Baumgartner did a fantastic job with an entirely new starting unit in 2013. The young Lobo wideouts in 2013 produced 10 more receptions, 317 more receiving yards and four more touchdowns than the unit did in 2012.

Prior to UNM, Baumgartner coached for nine years at the University of Nevada.

Baumgartner spent nine years with the Wolf Pack, seven as the wide receivers coach. In 2012, Baumgartner coached All-Mountain West selection Brandon Wimberly, who had 63 receptions for 788 yards and five touchdowns.

While Baumgartner coached at Nevada, the Wolf Pack had seven finishes in the top 15 nationally in total offense. Nevada has ranked in the top 10 in total offense in each of the past five years, including No. 2 in 2009. The Wolf Pack were No. 8 in 2012.

Baumgartner helped develop Rishard Matthews into a two-time All-Western Athletic Conference selection and an NFL draft pick (2012, Miami Dolphins) from 2010-11. Matthews tallied 1,364 yards as a senior in '11, giving Baumgartner yet another 1,000-yard receiver. Baumgartner also saw another pupil head to the NFL as Tray Session signed (2012) with the Oakland Raiders.

With Matthews earning All-WAC honors in 2010 and 2011, it marked the fourth straight season that one of Baumgartner's pupils earned all-league accolades as Wimberly was a second-team All-WAC pick in 2009. In 2008, Baumgartner mentored a 1,000-yard receiver for the second straight season as Marko Mitchell had 61 catches for 1,141 yards and 10 touchdowns. Mitchell, a 2009 draftee of the Washington Redskins, is now with the Detroit Lions. He was selected first-team All-WAC in 2008. That same year, Baumgartner had three receivers with at least 40 receptions and 500 yards in Mitchell, Mike McCoy and Chris Wellington.

In 2007, Baumgartner developed Mitchell into a 1,000-yard receiver, and the Wolfpack wideouts caught 17 touchdown passes. Three different players (Mitchell, McCoy and Kyle Sammons) each had at least 30 catches, 600 yards and four touchdowns.

In the previous seasons, Baumgartner helped wide receiver Caleb Spencer

SCOTT BAUMGARTNER PROFILE

Birthdate: June 19, 1965

Hometown: La Mirada, Calif.

Playing Experience: Cerritos College -- two-year starter at wide receiver (1985-86); Pacific (Ore.) -- two-time all-conference as a wide receiver (1987-88)

Alma Mater: B.S., Bachelor's, Physical Education and Health - Pacific (Ore.), 1989; Master's, Athletic Administration - Central Missouri State, 2003

Family: Wife, Lori; stepdaughter, McKenzie; stepson, Tyler

Coaching Experience:

2016-present	New Mexico (Running Backs)
2013-15	New Mexico (Wide Receivers)
2005-12	Nevada (Wide Receivers)
2004	Nevada (Quarterbacks)
1996-2003	Central Missouri State (Assistant Coach)
1992-95	West Valley College (Assistant Coach)
1988-1991	Pacific (Ore.) (Assistant Coach)

Postseason Coached (corresponding to the season, not the actual year of the bowl game):

2016	Gildan New Mexico Bowl
2015	Gildan New Mexico Bowl
2012	New Mexico Bowl
2011	Hawai'i Bowl
2010	Kraft Fight Hunger Bowl
2009	Hawai'i Bowl
2008	Humanitarian Bowl
2007	New Mexico Bowl
2006	MPC Computers Bowl
2005	Hawai'i Bowl

earn All-WAC honors and finish among Nevada's career leaders in receptions, yards and touchdowns.

In 2004, his first year in Reno, Baumgartner worked with the quarterbacks - including Jeff Rowe, who would go on to the NFL. Baumgartner has also been an integral part of the Wolf Pack's special teams over the years. In 2005, punter Justin Bergendahl earned first-team All-WAC honors after ranking in the national top 50 in punting.

Prior to arriving in Reno, Baumgartner, who has more than 20 years of college coaching experience, spent eight years coaching receivers, quarterbacks and special teams at Central Missouri State.

A noted West Coast recruiter, Baumgartner hails from California and has many ties to high school and junior college coaches throughout the Golden State from his time as an assistant coach at West Valley College in Saratoga, Calif., and as a player at Cerritos College in Norwalk, Calif. He coached four years at West Valley College (1992-95), and spent four seasons at his alma mater, Pacific University in Forest Grove, Ore. (1988-91).



CLAY DAVIE

TIGHT ENDS

6TH YEAR AT NEW MEXICO

Arizona State, 2010

College Station, Texas



CLAY DAVIE PROFILE

Birthdate: September 26, 1987

Hometown: College Station, Texas

Playing Experience: Arizona State 2007-09

Alma Mater: B.A., Secondary Education/History - Arizona State '10

M.A., Education (Curriculum and Instruction) - Arizona State '11

M.S., Sports Administration - New Mexico '14

Family: wife; Nora

Coaching Experience:

2015-present	New Mexico (Tight Ends)
2012-14	New Mexico (Graduate Assistant)
2010-11	Arizona State (Graduate Intern)

Postseason Coached (corresponding to the season, not the actual year of the bowl game):

2016	Gildan New Mexico Bowl
2015	Gildan New Mexico Bowl

CLAY DAVIE NOTES

*Tight ends group were key for 2016 team leading the nation in rushing.

*Oversees UNM's long snappers, including coaching Lon Hampton, who in his first game was a part of the field goal operations for the longest walk-off field goal in New Mexico history.

*Has had tremendous success with local student-athletes as tight ends, including Reece White, Cole Gautsche (Rio Rancho) and Michael Walsh (Albuquerque).



Clay Davie enters his seventh year with the Lobos, and his fourth as a full-time assistant coach, working with the tight ends. Previously he served for three seasons as an offensive graduate assistant. He came to UNM from a two-year graduate internship at Arizona State.

Despite a whole new crop of tight ends, UNM saw plenty of success at the position. Zahneer Shuler caught five passes and true freshman Marcus Williams from Rio Rancho emerged as a starter.

The 2016 season saw the successful conversion of former starting quarterback

Cole Gautsche into a bruising tight end. Gautsche, along with UNM's other senior tight ends, helped UNM lead the nation in rushing, and also helped UNM finish in the top five nationally in fewest sacks allowed.

The 2015 season saw tight end Reece White have a stellar season under Davie's tutelage, with White finishing third on the team in receptions (14) and yards (273). As always, UNM's tight ends were a key in the Lobos once again finishing in the top-10 nationally in rushing.

While 2015 was his first season as a full-time coach at UNM, Davie wasn't new to the coaching world or UNM.


As an offensive graduate assistant with the program from 2012-14, Davie gained tremendous knowledge of UNM's pistol-option offense. He also handled a variety of duties from scouting, analyzing game and practice film and on-the-field coaching.

Davie was part of the 2011 Arizona State staff that led the Sun Devils to the Las Vegas Bowl. He assisted with the day-to-day operations of the program.

Davie played three years at Arizona State (2007-09) as a long snapper. He earned his Bachelor's degree in Secondary Education/History in 2010 and his Master's from ASU in Education. He also earned a Master's in Sports Administration from New Mexico while serving as a G.A. from 2012-14 and he is currently pursuing a doctorate in sports administration.

A 2006 graduate from Arizona's Pinnacle High School, Clay was named to the Arizona High School Football Coaches Association All-State team as a center.

He is the son of Lobo football coach Bob Davie and his wife Joanne. Clay is married to the former Nora Hickey, who is an instructor for UNM Honors and University College.



STAN EGGEN

DEFENSIVE LINE

4TH YEAR AT NEW MEXICO

Moorhead State, 1977
Dilworth, Minn.



STAN EGGEN NOTES

*Was UNM's defensive line coach the last two times UNM has won a division title. In 2016 when the team won the Mountain West's Mountain Division and in 1997 when the Lobos won a division title, advanced to the WAC Championship game and made it to the Insight.com Bowl.

*Coached Von Miller at Texas A&M. Miller was named the Most Valuable Player of Super Bowl 50.

*Has coached in 12 bowl games.

Stan Eggen begins his fourth season overall with The University of New Mexico as the defensive line coach. Eggen is in his third season in his second stint with UNM, having coached the defensive line in 1997.

Eggen in 2017 coached All-MW selection Garrett Hughes, who went on to be signed by the Buffalo Bills. Hughes was second on the team in sacks in 2017 and recorded a forced fumble and 15 solos. The 2017 line was a key part of UNM allowing under 400 yards per game for the second straight year, the first time UNM turned that trick in nine years.

In his first season back with the Lobos, UNM had a pair of Second Team All-Conference picks in defensive linemen Nik D'Avanzo and Garrett Hughes. UNM recorded 27 sacks on the season, with D'Avanzo and Hughes teaming up for 11.5 sacks for 78 yards.

While with the Iowa State Cyclones, Eggen's defensive line picked up several accolades in 2015, including Demond Tucker, who was the Big XII Defensive Newcomer of the Year. Tucker was second on the club with 6.0 sacks and with 13.5 TFLs. He also coached Dale Pierson to second team All-Big XII honors (8.5 sacks, 12.5 TFLs) and Demond Tucker to honorable mention honors.

Eggen has coached several players that have gone on to the



STAN EGGEN DL
NEW MEXICO LOBOS

STAN EGGEN PROFILE

Born: February 23, 1953

Hometown: Dilworth, Minn.

Alma Mater: Moorhead State, 1977, B.S., Education; North Dakota, 1981, M.S., Education

Playing Experience: Moorhead State, 1972-76

Family: Wife, Tina; daughters, Sloane, Paige and Shelby

Coaching Experience:

2016-present	New Mexico (Defensive Line)
2014-15	Iowa State (Defensive Line)
2009-13	Louisiana Tech (Defensive Line/Recruiting Coordinator)
2008	Louisiana Tech (Defensive Line)
2003-07	Texas A&M (Defensive Line)
2001-02	Alabama (Defensive Line)
1998-00	TCU (Defensive Line)
1997	New Mexico (Defensive Line)
1994-96	UNLV (Defensive Coordinator/Inside Linebackers)
1993	Nevada (Inside Linebackers)
1991-92	UNLV (Defensive Ends/Linebackers)
1986-90	Utah State (Recruiting Coordinator/Inside Linebackers)
1984-85	Drake (Outside Linebackers)
1982-83	Memphis (Inside Linebackers)
1981	Southeast Missouri State (Linebackers)
1979-80	North Dakota (Defensive Backs Coach)

Postseason Coached (corresponding to the season, not the actual year of the bowl game):

2016	Gildan New Mexico Bowl
2011	Poinsettia Bowl
2008	Independence Bowl
2007	Alamo Bowl
2006	Holiday Bowl
2005	Cotton Bowl
2001	Independence Bowl
2000	Mobile Bowl
1999	Mobile Bowl
1998	Sun Bowl
1997	Insight.com Bowl
1994	Las Vegas Bowl

NFL, most recently Michael Bennett (Seattle), Von Miller (Denver), Red Bryant (Seattle), IK Enemkpali (Buffalo) and Justin Ellis (Oakland). Miller was named the Most Valuable Player of Super Bowl 50 in 2016.

Eggen developed a reputation as one of the top recruiters in the country, earning the title of recruiting coordinator title at Louisiana Tech for his final four seasons. He's been named as one of the top 20 recruiters in the country multiple times by Rivals.com and was named as one of the top 10 recruiters in

the country by Scout.com.

Eggen has had a 32-year career in coaching at the collegiate level, including a previous stop at The University of New Mexico. Eggen coached the defensive line for the Lobos in the 1997 season under Dennis Franchione. That season ended with UNM's first Bowl appearance in 36 years as UNM faced off with Arizona in the Insight.com Bowl. Eggen was a mainstay of Franchione's staffs from New Mexico through TCU, Alabama and Texas A&M, an association that lasted 11 seasons.

Eggen and the Lobos participated in the 1997 Insight.com Bowl. His post-season resume speaks for itself. He has been a part of 12 bowl games. Two of his defensive linemen from the 2007 A&M squad - Red Bryant and Chris Harrington

- were selected in the 2008 NFL Draft.

Over his last three coaching stops, Eggen has coached more than a dozen defensive linemen who were selected in the NFL Draft and a total of 20 who signed NFL contracts. He has mentored the likes of the Tennessee Titans' Antwan Odom, Green Bay Packers' Johnny Jolly and Buffalo Bills' Aaron Schobel.

Eggen began his coaching career at the University of North Dakota in 1979-80 after playing free safety at Moorhead State in Minnesota, where he was a three-year starter for the Dragons. He graduated from Moorhead State in 1977 with a bachelor's in education, and he graduated with his master's in education from North Dakota in 1981.



ARCHIE McDANIEL

OUTSIDE LINEBACKERS

4TH YEAR AT NEW MEXICO

Texas A&M, 2005
Bay City, Texas



NEW
MEXICO



ARCHIE
McDANIEL

NM



LB

Archie McDaniel returned to The University of New Mexico in January of 2018, and he will coach outside linebackers. McDaniel, who was on Coach Davie's inaugural staff and stayed at UNM for three seasons, comes back to the Lobos after a three-year stint at SMU under Chad Morris.

With SMU in 2016, the Mustangs' defense was statistically one of the 10 most-improved in college football. SMU ranked seventh nationally in interceptions per game and forced 26 turnovers.

Overall, SMU's win total improved each season with McDaniel on staff, culminating with the 2017 DXL Frisco Bowl berth.

McDaniel made the switch to coaching outside linebackers in 2014 after coaching the defensive line his first two seasons at UNM.

The 2013 Lobo defensive line accounted for 65.6 percent of the team's sacks and 38.3 percent of the team's tackles for loss. All-Mountain West honorable mention Brett Bowers had nine tackles for loss, six sacks and three forced fumbles for the Lobos in 2013.

His defensive line unit in 2012 helped the Lobos improve from a No. 119 ranking among the 120 Football Bowl Subdivision teams in rush defense in 2011 to a No. 74 ranking in 2012.

His line (including the rush outside linebacker position) produced 38 tackles for loss and 15 sacks in 2012. Defensive end Jacori Greer earned honorable

mention All-Mountain West honors after leading the team with eight tackles for loss and five sacks. Greer's sack total put him 10th in the conference.

McDaniel came to UNM after a two-year stay at the University of Tulsa. He coached the Hurricane's defensive tackles in 2011 and their tight ends/H-backs in 2010, when the Golden Hurricane ranked sixth in the nation in total offense.

Under McDaniel's leadership, Tulsa's Cory Dorris earned honorable mention All-Conference USA honors in 2011. In addition, H-back Charles Clay was an honorable mention all-conference performer in 2010.

McDaniel came to Tulsa following one season as the linebackers coach at Texas Southern University, where the TSU defense was ranked 22nd in the nation for total defense during the 2009 campaign. He helped that defensive unit rank first in the SWAC for total defense and second for rush defense.

McDaniel spent the 2008 season as a defensive graduate assistant at his

ARCHIE McDANIEL PROFILE

Hometown: Bay City, Texas

Playing Experience: Texas A&M 2002-05

Alma Mater: Texas A&M, 2005, B.S., Agricultural Development

Family: Wife, LaTrenia; son, Christian

Coaching Experience:

2015-17	SMU (Linebackers)
2014	New Mexico (Outside Linebackers)
2012-13	New Mexico (Defensive Line)
2011	Tulsa (Defensive Tackles)
2010	Tulsa (Tight Ends/H-Backs)
2009	Texas Southern (Linebackers)
2008	Texas A&M (Graduate Assistant)
2007	Trinity Valley Community College (Linebackers)

Postseason Coached (corresponding to the season, not the actual year of the bowl game):

2017	DXL Frisco Bowl
2011	Armed Forces Bowl
2010	Hawai'i Bowl
2005	Cotton Bowl (Player)

alma mater, Texas A&M. He assisted with coaching the Aggies' defensive line. McDaniel spent the 2007 season coaching linebackers at Trinity Valley Community College and produced three all-conference players at linebacker that season.

He played linebacker at Texas A&M, where he was a three-year starter and team captain his senior season. McDaniel totaled 213 tackles, five sacks and two interceptions as a starter from 2003-05. He earned his degree from A&M in agricultural development in 2005.

McDaniel has also served an internship with the Houston Texans in the NFL Minority Coaching Fellowship Intern program.

McDaniel is married to the former LaTrenia Byrd of Tuscaloosa, Ala., and has one son, Christian.

ARCHIE McDANIEL NOTES

*Helped SMU to the DXL Frisco Bowl, returning the Mustangs to the postseason after a five-year drought.

*His defensive line unit in 2012 helped the Lobos improve from a No. 119 ranking among the 120 Football Bowl Subdivision teams in rush defense in 2011 to a No. 74 ranking in 2012.

*SMU's 2016 defense in 2016 was one of the 10-most improved statistically in the FBS.

*Coached at UNM from 2012-14.



JORDAN PETERSON
DEF. PASS GAME COORD./SAFETIES
2ND YEAR AT NEW MEXICO
Texas A&M, 2009
Lexington, Texas

JORDAN PETERSON NOTES

*Helped Fresno State to three straight Bowl games, Mountain West titles in 2012 and 2013 and a West Division title in 2014.

*Coached safety Phillip Thomas to Mountain West Defensive Player of the Year and Jim Thorpe Award Finalist honors.

ler went from a former walk-on to the team leader in tackles, with a team-best 76. In fact, the top two tacklers on the team were safeties in Rothschiller and Jacob Girdle.

The safeties also accounted for 83% of UNM's interceptions, including a 91-yard pick-six by Rothschiller and a late interception by Bijon Parker that set up the game-winning field goal versus Tulsa.

Peterson coached at Fresno State for five seasons, from 2012-16, helping the Bulldogs to three bowl games and a 2014 Mountain West Championship game appearance and a 2013 Mountain West title. He served a variety of positions with Fresno State, coaching both the secondary and outside linebackers.

Jordan Peterson begins his second season as the safeties coach at The University of New Mexico. Peterson brings plenty of ties to the talent-rich recruiting grounds of Texas having most recently coached at Texas State and having played at Texas A&M.

Peterson will handle all duties associated with coaching UNM safeties, and he will also assist with special teams.

In his first season with UNM, Lobo safety Jake Rothschil-

JORDAN PETERSON PROFILE

Born: August 18, 1987

Hometown: Lexington, Texas

Alma Mater: Texas A&M, 2009, B.S., Sport Management; 2010, M.S., Education

Playing Experience: Texas A&M, 2006-09

Family: Wife, Melissa; daughters, Ellie and Emery

Coaching Experience:

2017-present	New Mexico (Safeties)
2017	Texas State (Outside Linebackers/Special Teams Coord.)
2014-16	Fresno State (Outside Linebackers)
2012-13	Fresno State (Safeties)
2010-11	Texas A&M (Graduate Assistant)

Postseason Coached (corresponding to the season, not the actual year of the bowl game):

2014	Hawai'i Bowl
2013	Royal Purple Las Vegas Bowl
2012	Hawai'i Bowl



He has also served as recruiting coordinator and a special teams coach.

Peterson excelled in his role of secondary coach at Fresno State, coaching that position in 2012 when Fresno State went 9-4 and ranked second nationally in pass defense and fourth in pass efficiency defense.

One of his players, safety Phillip Thomas, was one of three finalists for the Thorpe Award and was a unanimous All-American, the first unanimous selection in Fresno State history. Thomas was the Mountain West's Defensive Player of the Year.

Fresno State safeties Thomas and Derron Smith were both highly decorated as all four starting defensive backs earned all-conference honors.

Peterson got his start as a graduate assistant coach at Texas A&M in 2010 and 2011. That followed a four-year career with the Aggies, where he made

81 tackles and broke up 15 passes. He also forced two fumbles, recovered one fumble and picked off four passes. He returned one of those passes 48 yards for a touchdown, ironically against New Mexico. He was a two-time All-Big 12 Academic First Team selection, and he was a CoSIDA Academic All-Region selection in 2008.

Peterson received his bachelor's degree in sport management from Texas A&M in 2009 along with his master's in education curriculum and instruction in 2010.

He graduated from Lexington High School in Central Texas, where he earned first-team all-state honors as a defensive back and honorable mention honors as a quarterback his senior year. He was named Texas Prep Xtra Central Texas MVP.

He and his wife Melissa have two daughters, Ellie and Emery.



AURMON SATCHELL
DIR. OF ATH. PERFORMANCE
3RD YEAR AT NEW MEXICO
Texas, 2007
Denver, Colo.

Aurmon Satchell, who has experience working with Power Five football schools South Carolina, Indiana and Minnesota, is in his third season as UNM's Head Athletic Performance Coach, working specifically with UNM's football team.

With New Mexico, Satchell's experience and enthusiasm helped the Lobos to a 9-4 record and a trip to the Gildan New Mexico Bowl.

Satchell comes to UNM most recently from South Carolina, where he served as an assistant strength and conditioning coach for four seasons. He also spent the 2009 and 2010 seasons with South Carolina as an assistant. In between those two stints he spent one year at Indiana University.

While with South Carolina he coordinated the athletic performance program for the Gamecocks, who went to bowls in three of his four seasons, winning the Outback Bowl, the Capital One Bowl, and Duck Commander Independence Bowl. South Carolina went 11-2 in back-to-back seasons in 2012 and 2013.

Overall in his time with South Carolina he worked with 26 NFL Draft choices including 2014 number one pick Jadeveon Clowney, Alshon Jeffrey, Marcus Lattimore and D.J. Swearingen.

He also spent the 2011 season with Indiana after two years as a volunteer strength and conditioning coach at Minnesota, where he got his first bowl experience as a coach in the Insight Bowl.

Satchell, who will oversee all aspects of athletic performance for the

Lobo football program, is a graduate of the University of Texas, where he lettered for three seasons with the Longhorns, including helping them pick up a win in the 2005 Rose Bowl Game 38-37 over Michigan. At Texas he played linebacker and defensive end and was a part of four Bowl teams.

Aurmon and his wife, Veronica, have one daughter, Jayln, and two sons, Sean and Joni. He has a bachelor's from Texas in education (2007).





BRIAN DeSPAIN

ASST. A.D. FOR FOOTBALL

7TH YEAR AT NEW MEXICO

Texas A&M, 2007
College Station, Texas

Brian DeSpain was one of football coach Bob Davie's first hires in December of 2011. He begins his seventh season with the program and his third as Assistant Athletic Director for Football after the previous four as Director of Operations.

With New Mexico, DeSpain handles all of the behind the scenes duties that allow the Lobo football operation to run smoothly. DeSpain serves as a liaison between the program and many campus constituents, and he works closely with UNM's Athletic Academic Advisors on team academics.

In the Spring of 2018, Lobo Football's student-athletes turned in the second-highest GPA, 2.85, in program history. The team also broke a program record with 23 Mountain West All-Academic selections.

DeSpain also aids in practice planning and managing the office personnel. He works closely with the athletic communications office on publicity and handles all manners of budgeting, fundraising, facilities, game scheduling and compliance.

He serves as the NFL Liaison for the program, and handles all matters of student-athlete welfare. He also coordinates all team travel and handles all Bowl logistics for the program. DeSpain has served on the Mountain West Football Championship Game Committee since 2013.

DeSpain regularly handles in-season scouting visits from all 32 NFL teams as well as teams from the Canadian Football League. Last year the Lobos had one player drafted by the NFL, two others signed to free agent contracts and two others earn tryouts.

One of his more visible contributions to the program is his continued efforts in the realm of branding and facility improvements. DeSpain, working closely with Coach Davie, has helped with branding initiatives inside of Dreamstyle Stadium that have included giant photos of current players to the complete redesign and remodel of the football offices in the Tow Diehm End Zone Complex. DeSpain also had a lead role in UNM's newly refurbished locker room project, set to debut in time for the 2018 season.

DeSpain was a football operations and recruiting assistant at Texas A&M from 2008-11. He initially worked in the Texas A&M sports information department after graduating from the university in 2007 with a major in kinesiology. He received his master's degree in education administration from A&M in 2010.

In three years with the Texas A&M football program, DeSpain helped the Aggies sign three consecutive national top 25 recruiting classes as well as coordinated the team's trips to the Independence Bowl, Cotton Bowl and Texas Bowl.

Brian and his wife Audra live in Albuquerque, have a son, Beau, born in June of 2016.





BOB WALLER
HEAD ATHLETIC TRAINER
12TH YEAR AT NEW MEXICO
Chico State, 1995
Los Angeles, Calif.

Bob Waller enters his sixth season with the University of New Mexico as the Head Athletic Trainer, overseeing the entire athletic training department at UNM. He is the lead athletic trainer for the football program.

He knows UNM well, as this is his second tour of duty with the program, having served as the associate athletic trainer from 2003-09 under former boss Dave Binder, whom he replaced in 2013.

Waller came to UNM from fellow Mountain West rival Wyoming, where he was the athletic trainer for the Cowboy Football team, and also oversaw the athletic training unit. Waller served in that capacity from 2009-13.

In addition to serving as the associate athletic trainer at New Mexico from 2003 to 2009, Waller spent four summers, from 2002-2005, working in NFL Europe. He was an assistant athletic trainer for the Rhein Fire of NFL Europe in 2002. During the summer of 2003, he was hired as the head trainer for the Barcelona Dragons. In the summer of 2004, Waller was head athletic trainer for the Scottish Claymores, and in his final year in NFL Europe he was the head trainer for the Hamburg Sea Devils.

He has served internships with ESPN's X-Games and with the Arizona Cardinals of the NFL. Waller also has worked with the Justin Sports Medicine Team at rodeo events since 1999.

Waller holds a certification from the National Academy of Sports Medicine as a corrective exercise specialist. He has been certified by the National Athletic Trainers Board of Certification, and has completed his American Heart Association Basic Life Support Certification.

Waller was an accredited clinical instructor at the University of New Mexico, teaching among other things therapeutic modality, therapeutic rehabilitation exercises and athletic training mock/muscle testing.

A former college baseball player at California State University Chico, Waller earned his bachelor's degree in exercise physiology from Chico State in 1995. He then completed a second bachelor's degree in athletic training from New Mexico in 2001, and received his master's degree in sports administration from UNM in 2004.

After graduating from Chico State in 1995 and prior to pursuing his studies at New Mexico, Waller worked at the Kerlan-Jobe Orthopaedic clinic in Los Angeles as a research assistant from 1995-98.

Waller and his wife Addie have three children -- daughter Harlee was born March 26, 2009, and twins Ashtyn, a girl, and Trace, a boy, were born Dec. 6, 2010.



BOB WALLER



CHRIS SCHIEDER

Chris Schieder is in his seventh year with the University of New Mexico as the Equipment Manager for the football team, handling all the needs for UNM's 100+ football players and UNM's staff.

Schieder began his professional career as the equipment manager at Wofford College in 1997, before moving on to East Carolina for six years (1998-03).

He graduated from Cincinnati in 1995 with a bachelor's degree in criminal justice. Following the completion of his undergraduate degree, he went to Johnson City, Tenn., for two seasons as a graduate assistant at East Tennessee State. He and his wife Lisa reside in Albuquerque.



MITCHELL KLEINSCHRODT
DIR. OF RECRUITING
3RD YEAR AT NEW MEXICO
Gustavus Adolphus, 2012
Alden, Minn.

Mitchell Kleinschrodt is in his first year as the Director of Recruiting for New Mexico, but he is well versed in the program, having spent time on the staff previously.

He returns to UNM after a stint as the quarterbacks coach and offensive coordinator at Upper Iowa University, which went 6-5 in 2017.

As the director of recruiting, his responsibilities include the organization of all recruiting efforts. Kleinschrodt also will work with compliance regarding initial eligibility and admissions with incoming recruits. He also handles many aspects of UNM's social media.

Kleinschrodt in his first stint with UNM served as an offensive

graduate assistant coach for two seasons after spending some time as the Director of Player Personnel. As a coach he worked with UNM's offense in practice, particularly the skill positions. He also handled video breakdown and advance scouting. As Director of Player Personnel, Mitchell worked as a liaison with the staff and administration, handling player schedules, community service initiatives and training table.

Kleinschrodt came to UNM after spending the 2014 season at Highland Community College as running backs coach. Previously he served as a graduate assistant at St. Cloud State University in his home state of Minnesota. In 2013, Mitchell assisted coaching the defensive backs after assisting in coaching the running backs. During his time at St. Cloud State University, the Huskies finished 7-4 in 2012 and 12-2 in 2013. That 2013 squad advanced to the NCAA II quarterfinals.

Mitchell, a native of Alden, Minn., graduated in 2008 from Alden-Conger High School. He went on to Gustavus Adolphus College where he bounced around both sides of the ball playing quarterback, wide receiver, and later finished as a defensive back. Mitchell graduated in 2012 with a B.A. in Communication Studies and also holds a master's degree in educational administration and leadership from St. Cloud State University.



MITCHELL KLEINSCHRODT



CHRIS SCHIEDER
EQUIPMENT MANAGER
7TH YEAR AT NEW MEXICO
Cincinnati, 1995
Ft. Lauderdale, Fla.



JOHN MCWILLIAMS
ATHLETIC PERFORMANCE C.A.
3RD YEAR AT NEW MEXICO
Valdosta State, 2015
Norcross, Ga.

John McWilliams enters his first season with the New Mexico Lobos as Assistant Athletic Performance Coach after working as a graduate assistant with the program for two seasons.

Working alongside Coach Aurmon Satchell, John will help in all facets of the strength and conditioning program. McWilliams, who also oversees the baseball team, will assist with the nutrition program, as well as facilitating strength training sessions, teaching safe and proper technique, and assisting in the nutrition program.

John comes to New Mexico from The University of Alabama, where he was an intern and a graduate student. As an intern, John directed the strength and conditioning program for men's cheerleading. He also facilitated training sessions for all of Alabama's track and field teams, women's rowing and softball. A great deal of his experience came from working directly with the Alabama running backs as a football spotter.

John brings a great deal of athletic experience to New Mexico. In 2015, he qualified for the American Open for Olympic weightlifting. Prior to competing as a weightlifter, John played football and rugby for his alma mater, Valdosta State University.

During his time at The University of Alabama, under Coach Scott Cochran, Coach Michelle Diltz, and Coach Terry Jones, John was nominated and received the CSCCa Lance Vermeil Award. He is certified through the NSCA, CSCCa, and USAW.

John lives in Albuquerque, New Mexico with his wife, the former Deshaia King. He received his master's in Human Performance



MICHAEL SMITH
DEFENSIVE C.A.
2ND YEAR AT NEW MEXICO
Rice, 2012
Bay City, Texas

Michael Smith enters his second season as a defensive graduate assistant with the Lobos. With the defense, Smith handles on-the-field coaching, game preparation, film work, and statistical analysis. He works closely with the defensive line.

Smith spent last year as a defensive graduate assistant at Dordt College in Sioux City, Iowa.

Smith played at Rice University from 2008-11, where he was a three-year starter on the defensive line, finishing his career starting 32 consecutive games.



GREG SVARZKOPF
OFFENSIVE C.A.
2ND YEAR AT NEW MEXICO
Indiana, 2012
Ft. Wayne, Ind.

Greg Svarczkopf enters his second season as a graduate assistant with the Lobos, and he will switch to the offense in 2018. With the offense, Svarczkopf handles on-the-field coaching, game preparation, film work, and statistical analysis.

He comes to UNM after a season as a defensive graduate assistant with Kent State. Originally from Fort Wayne, Indiana, Svarczkopf graduated from Indiana University. He works closely with the offensive line.

Svarczkopf joined the staff after serving one season as a quality control coach at Indiana, where he assisted with cornerbacks and safeties.

Prior to Indiana, Svarczkopf coached outside linebackers and defensive backs at Trine University in 2014 and defensive tackles in 2013.

Svarczkopf began coaching at the University of St. Francis where he worked with defensive ends and was part of a Co-Mid States Football Association Championship.


Greg played linebacker at Indiana from 2008-2011, earning a varsity letter in 2011. Immediately following his senior season, he worked with the linebackers as a student coach at Indiana in the spring of 2012.



CHRIS CROOKS
VIDEO COORDINATOR
8TH YEAR AT NEW MEXICO
Sacramento State, 2006
Cypress, Calif.

Chris Crooks is entering his eighth year with The University of New Mexico as the team's Video Coordinator. Crooks handles a staff that is vital for the UNM Coaching staff.

Crooks' main visibility is shooting game and practice footage but his job duties go well beyond that. Crooks and his staff cut game and practice film and code everything into a complex computer system that is sortable by team, down, distance, type of play, types of offense or defense, and player number. His staff also breaks down opposing game film the same way, and then uploads all to tablets for the coaching staff to have immediate film access for study and



JACOB GIRGLE
OFFENSIVE G.A.
1ST YEAR AT NEW MEXICO
New Mexico, 2018
Rancho Cucamonga, Calif.

Jacob Girgle enters his first season as an offensive graduate assistant with the Lobos. He will work closely with the running backs.

Girgle was a two year letter winner for Bob Davie, playing in 2016 and 2017, and redshirting in 2015. He was a key member of the defense, starting at safety, and he was second on the team in tackles in 2017.



JAKE ROTHSCILLER
DEFENSIVE G.A.
1ST YEAR AT NEW MEXICO
New Mexico, 2018
West Lake Village, Calif.

Jake Rothschiller enters his first season as a defensive graduate assistant with the Lobos. He will work closely with the safeties.

Rothschiller was a two-year letter winner for Bob Davie, playing in 2016 and 2017, and redshirting in 2015. He was a key member of the defense, starting at nickel, and he led the team in tackles in 2017.



2018 UNIVERSITY OF NEW MEXICO FOOTBALL ROSTER

No.	Name	Pos.	Ht.	Wt.	Cl-Exp.	Hometown (Last School)	Pronunciation
2	Delane Hart-Johnson	WR	6-3	219	Sr-2L-RS	Philadelphia, Pa. (L.A. Valley College/Martin Luther King HS)	
2	A.J. Greeley	S	5-9	215	Jr-JC	Fresno, Calif. (College of the Sequoias/Fresno State/Edison HS)	
3	Zahneer Shuler	RB	6-1	232	Sr-1L	Woodbridge, N.J. (Lackawanna College/Woodbridge HS)	
3	D'Angelo Ross	CB	5-9	180	Sr-1L	La Puente, Calif. (Fullerton JC/South Hills HS)	
4	Sheron Jones	QB	6-3	196	Jr-JC	Moreno Valley, Calif. (Mt. San Jacinto HC/Tennessee/Rancho Verde HS)	sher ON
4	Bijon Parker	S	6-1	197	Sr-3L-RS	Los Angeles, Calif. (Fairfax HS)	bee ZHAHN
5	Patrick Reed	WR	6-2	190	Sr-3L-RS	Silsbee, Texas (Silsbee HS)	
5	Michael Sewell, Jr.	S	6-1	201	Sr-1L	Palmdale, Calif. (L.A. Valley College/Highland HS)	
6	De'John Rogers	CB	5-9	170	Jr-JC	Paramus, N.J. (Monroe College/Paramus Catholic HS)	DAY zhahn
7	Anselem Umeh	WR	5-11	176	So-1L-RS	Bellflower, Calif. (St. John Bosco HS)	
7	Blair Manly	CB	6-2	205	Jr-2L-RS	Albuquerque, N.M. (Cibola HS)	
8	Q' Drennan	WR	6-2	194	Jr-2L-RS	El Paso, Texas (Americas HS)	QUE
8	Willie Hobdy	CB	6-2	181	Jr-1L	Garland, Texas (Coffeyville CC/North Garland HS)	
9	Bryson Carroll	RB	5-6	185	So-SQ	San Antonio, Texas (Roosevelt HS)	
9	Stanley Barnwell, Jr.	S	6-2	200	Sr-2L	Opa-Locka, Fla. Coffeyville CC/Monsignor Pace)	
10	Trae Hall	QB	6-2	181	Fr-HS	Henderson, Texas (Henderson HS)	
10	DaQuan Baker	OLB	6-2	250	Sr-1L-1SQ-RS	Compton, Calif. (University of North Dakota/Dorsey HS)	dah KWAN
11	Coltin Gerhart	QB	5-11	214	Sr-1L	Murrieta, Calif. (Arizona State/Vista HS)	
11	Rhashaun Epting	OLB	6-2	218	So-1L-RS	Chicago, Ill. (Proviso West HS)	ra SHAWN
12	Anu Somoye	WR	6-2	195	Jr-2L-RS	Houston, Texas (Alief Taylor HS)	ah NEW sa MOY yea
12	Patrick Peek	S	5-10	199	Jr-JC	Ft. Worth, Texas (Trinity Valley JC/Aledo HS)	
13	Jalin Burrell	CB	6-0	195	Sr-1L	Riverside, Calif. (Moorpark JC/Patriot HS)	
14	Rafael Hidalgo	WR	5-10	173	Sr-1L-RS	Brooklyn, N.Y. (Hudson Valley JC/Lane HS)	
14	Gabe Ortega	S	6-1	199	So-1L	Rio Rancho, N.M. (Cleveland HS)	
15	Emmanuel Harris	WR	5-9	202	Sr-1L-RS	Dallas, Texas (Trinity Valley JC/Skyline HS)	
15	Kameron Miller	S	6-2	204	So-1L-RS	Las Cruces, N.M. (Las Cruces HS)	
16	Tevaka Tuoti	QB	6-1	199	So-1L-RS	La Mirada, Calif. (La Mirada HS)	teh VAH KAH TOO ee OH tea
16	Donte Martin	CB	5-9	167	Fr-HS	Oxnard, Calif. (Rio Mesa HS)	
17	Cedric Patterson III	WR	5-11	168	Fr-HS	Crosby, Texas (Crosby HS)	
17	Ben Bertram	DL	6-2	226	Fr-HS	Albuquerque, N.M. (Sandia HS)	
18	Dylan Horton	OLB	6-4	222	Fr-HS	Frisco, Texas (Frisco HS)	
18	Jonah Leyva	WR	6-0	189	Fr-RS	Carlsbad, N.M. (Carlsbad HS)	
19	Elijah Lilly	WR	6-0	159	Jr-2L	San Bernardino, Calif. (Cajon HS)	
20	Reece Wilkinson	RB	5-8	165	Fr-HS	Albuquerque, N.M. (La Cueva HS)	
21	Daevon Vigilant	RB	5-7	180	Fr-2RS	Downey, Calif. (Downey HS)	DAY von
21	Nico Bolden	S	6-3	207	Fr-RS	Woodbury, Minn. (Woodbury HS)	
23	Jay Griffin IV	WR	5-10	159	So-1L-RS	Huntsville, Texas (Huntsville HS)	
23	Marcus Hayes	S	6-0	199	Fr-RS	Rockford, Ill. (Rockford East HS)	
24	Kentrail Moran	RB	5-9	203	So-1L-RS	O'Fallon, Ill. (O'Fallon HS)	ken TRAIL
24	Corey Hightower	CB	5-11	176	So-1L-RS	Huntsville, Texas (Huntsville HS)	
25	Tyrone Owens	RB	5-9	188	Sr-3L-RS	Manor, Texas (Manor HS)	
25	Blake Fehrmann	OLB	6-3	221	Fr-HS	Brookfield, Wisc. (Brookfield HS)	
26	Lawrence "L.O." Johnson	RB	5-9	195	Fr-HS	Waunakee, Wisc. (Waunakee HS)	
26	Sitiveni Tamaivena	LB	6-0	231	So-1L	Renton, Wash. (Mt. San Antonio College/Palo Alto HS)	tah MAY VEY na
27	Daniel Peabody	TE	6-1	220	Fr-RS	Tucson, Ariz. (Ironwood Ridge HS)	
27	Brandon Burton	S	6-0	200	Jr-TR	Los Angeles, Calif. (Junipero Serra HS)	
28	Ahmari Davis	RB	5-10	182	Jr-JC	Oakland, Calif. (Laney College/James Logan HS)	aah MARR ee
28	Joshua Woisin	LB	5-10	214	Fr-RS	Albuquerque, N.M. (La Cueva HS)	Rhymes with Poison
29	Jordan Flack	OLB	6-3	215	Sr-1L	Newbury Park, Calif. (Moorpark JC/Newbury Park HS)	
30	Alexander "Moana" Vainikolo	LB	5-11	246	Jr-JC	Kihei, Haw. (Mt. San Antonio JC/Maui HS)	VAIN ih KO lo
31	Thomas Vieira	WR	5-10	182	Jr-1L-1SQ-RS	Albuquerque, N.M. (La Cueva HS)	
31	Nic Wilson	CB	5-10	177	Fr-HS	San Bernardino, Calif. (El Cajon HS)	
32	Micah Gray	RB	5-11	191	Fr-RS	Clovis, N.M. (Clovis HS)	
33	Javohn Jones	RB	5-10	185	Jr-2L-RS	Albuquerque, N.M. (La Cueva HS)	jah VON
33	Alex Hart	LB	6-3	235	Sr-3L	Prior Lake, Minn. (Prior Lake HS)	
34	Bobby Cole	RB	5-9	199	Fr-RS	Chatsworth, Calif. (Sierra Canyon HS)	
34	Jared EnRico	LS	6-1	195	So-1L	La Mirada, Calif. (La Mirada HS)	on REE coh
35	Dequez Irving	LB	5-10	227	Jr-HS	Wichita, Kan. (Wichita East HS)	
36	Xavier Vigil	LB	5-11	231	Fr-RS	Santa Fe, N.M. (St. Michael's HS)	VEE hill
38	Matt French	LB	6-0	224	So-1SQ-RS	Crestview, Fla. (Crestview HS)	
39	Johnny Hernandez	S	5-10	187	Jr-RS	Temecula, Calif. (Saddleback JC/Great Oak HS)	
41	James Portilla	LB	6-1	220	Sr-2SQ-RS	El Dorado Hills, Calif. (Oak Ridge HS)	
45	Evahelotu Tohi	LB	6-2	227	Sr-1L-RS	Phoenix, Ariz. (Glendale CC/North Canyon HS)	EH vah TOE ee
46	Brandon Shook	LB	6-2	231	So-RS	Simi Valley, Calif. (Westlake HS/College of the Canyons)	
47	Dylan Kelly-Romero	K	5-10	192	Fr-RS	Los Lunas, N.M. (Los Lunas HS)	
49	David Brown	LB	6-1	217	So-1SQ-RS	Albuquerque, N.M. (Eldorado HS)	

No.	Name	Pos.	Ht.	Wt.	Cl-Exp.	Hometown (Last School)	Pronunciation
50	Teton Saltes	OL	6-6	284	So-1L-RS	Albuquerque, N.M. (Valley HS)	TEE tahn
52	Aaron Blackwell	DL	6-3	288	Jr-1L	Peoria, Ariz. (Mesa CC/Liberty HS)	
53	Cody Baker	DL	6-3	293	Sr-3L	Issaquah, Wash. (Eastside Catholic HS)	
54	Radson Jang	OL	6-1	242	Fr-RS	Honolulu, Hi. (Army Prep/Kamehameha HS)	
54	Langston Murray	DL	6-2	318	Fr-RS	Logansport, La. (Logansport HS)	
55	Aaron Jenkins	OL	6-2	293	Sr-3L-RS	Dallas, Texas (Lincoln HS)	
56	Austin Cook	OL	6-5	295	Jr-JC	Fort Scott, Kan. (Butler Community College/Fort Scott HS)	
57	Everett Powell	OLB	6-4	235	Sr-2L-RS	Livermore, Calif. (Laney College/Livermore HS)	
60	Colston Chacon	OL	6-3	275	Fr-HS	La Habra, Calif. (Corona Del Mar HS)	
64	Kyle Stapley	OL	6-3	307	So-JC	Morgan, Utah (Snow College/Morgan HS)	
66	Javon Mosley	OL	6-7	335	Jr-JC	Fort Worth, Texas (Kilgore JC)	
67	Hayden Wilson	OL	6-3	281	Fr-RS	Rio Rancho, N.M. (Cleveland HS)	
68	Nick Iacovangelo	OL	6-7	314	Jr-1SQ-RS	Rochester, N.Y. (ASA College-Brooklyn/McQuaid Jesuit HS)	YOCK oh van JEL oh
69	Beau Hott	OL	6-4	268	Jr-2L-RS	Plano, Texas (Plano HS)	
70	Brad Murphy	OL	6-3	290	So-JC	San Jose, Calif. (CC of San Francisco/Valley Christian HS)	
71	David Zavala	OL	6-4	297	Jr-JC	Lakewood, Calif. (Cerritos College/Nevada/Lakewood HS)	
75	Erik Beilman	OL	6-4	275	Jr-2L-RS	San Antonio, Texas (Brandeis HS)	BEEL man
76	Jarred Sylvester	OL	6-5	309	Jr-JC	Clayton, N.J. (Dodge City CC/Clayton HS)	
77	Charlie Grammel	OL	6-3	307	Jr-2L-RS	Frisco, Texas (Lone Star HS)	
78	Louis Harden	DL	6-1	290	Fr-HS	San Clemente, Calif. (San Clemente HS)	
79	Chris Estrella	OL	6-4	294	Jr-1L	San Jacinto, Calif. (Mt. San Jacinto JC/San Jacinto HS)	
80	Cade Hackey	WR	6-3	196	Fr-RS	Hatch, N.M. (Hatch Valley HS)	
81	Aaron Molina	WR	6-3	200	Sr-1L	Albuquerque, N.M. (College of the Canyons/Valley HS)	
82	Andrew Erickson	WR	6-2	185	Fr-HS	Albuquerque, N.M. (Manzano HS)	
84	Brayden Dickey	TE	6-5	230	Gr-TR	North Vancouver, B.C. (Washington/Chaminade Prep)	
84	Trent Sellers	DL	6-3	271	Jr-JC	Fayetteville, Ga. (Coffeyville CC/Georgia Tech/Sandy Creek HS)	
85	Aaron Overacker	TE	6-3	227	Jr-2SQ-RS	Albuquerque, N.M. (La Cueva HS)	
87	Jeffrey Jones, Jr.	TE	6-3	212	Jr-JC	St. Louis, Mo. (Bakersfield College/Eastern Illinois/O'Fallon Township)	
88	Marcus Williams	TE	6-3	205	So-1L	Rio Rancho, N.M. (Cleveland HS)	
90	Erin Austin	DL	6-2	269	Jr-JC	Vallejo, Calif. (Laney College/Heritage HS)	
91	John Mitchell	P	6-1	194	Fr-RS	Great Falls, Va. (Our Lady of Good Counsel HS)	
92	Jermane Conyers	DL	6-3	334	Sr-1L	Rossville, Ga. (Dodge City CC/Ridgeland HS)	
93	Nahje Flowers	DL	6-3	278	So-1L-RS	Los Angeles, California (Dorsey HS)	NAH zhay
94	Andrew Shelley	K	6-1	198	Fr-RS	Albuquerque, N.M. (Eldorado HS)	
95	Stephen Ruiz	K	6-4	228	Fr-HS	Naperville, Ill. (Neuqua Valley HS)	
95	Adebayo Soremekun	DL	6-2	298	Jr-JC	Los Angeles, Calif. (Long Beach City College/Dorsey HS)	
96	Tyson Dyer	P	6-2	198	So-JC	Queensland, Australia (Palomar College/Palm Beach Currumbin State HS)	
97	Lon Hampton	LS	6-1	221	Sr-1L	Zena, Okla. (Northeast Okla. A&M College/Grove HS)	
98	Danny Sutton	K	6-0	195	Gr-TR	New Hope, Pa. (Maryland/Towson/New Hope Solebury HS)	
99	Donovan Murphree	K	6-2	175	Fr-HS	Ft. Collins, Colo. (Fossil Ridge HS)	

Coaching Staff**Head Coach:** Bob Davie (Youngstown State, 1976)**Offensive Coordinator/RBs:** Calvin McGee (Southern, 1985)**Defensive Coordinator/ILBs:** Kevin Cosgrove (Wisconsin-Oshkosh, 1980)**Offensive Run Game Coordinator/OL:** Saga Tuitele (Portland State, 2002)**Special Teams Coordinator/CBs:** Perry Eliano (Stephen F. Austin, 2000)**Running Backs:** Scott Baumgartner (Pacific, 1989)**Tight Ends:** Clay Davie (Arizona State, 2007)**Defensive Line:** Stan Eggen (Moorhead State, 1977)**Outside Linebackers:** Archie McDaniel (Texas A&M, 2005)**Safeties:** Jordan Peterson (Texas A&M, 2009)**Quarterbacks:** Apollo Wright (Cheyney [PA], 1998)**Offensive Graduate Assistants:** Jacob Girgle, Greg Svarczkopf**Defensive Graduate Assistants:** Jake Rothschilder, Michael Smith**Assistant Athletic Director for Football:** Brian DeSpain**Director of Athletic Performance:** Aurmon Satchell**Asst. Director of Athletic Performance:** John McWilliams**Director of Recruiting:** Mitchell Kleinschrodt**Assistant Athletic Director for Communications (Football Contact):** Frank Mercogliano



Aaron Blackwell	Peoria
Evahelotu Tohi	Phoenix
Daniel Peabody	Tucson

Anselm Umeh	Bellflower
Erin Austin	Vallejo
Bobby Cole	Chatsworth
DaQuan Baker	Compton
Daevon Vigilant	Downey
James Portilla	El Dorado
A.J. Greeley	Fresno
Jared EnRico	La Mirada
Tevaka Tuioti	La Mirada
D'Angelo Ross	La Puente
David Zavala	Lakewood
Everett Powell	Livermore
Brandon Burton	Los Angeles
Nahje Flowers	Los Angeles
Bijon Parker	Los Angeles
Adebayo Soremekun	Los Angeles
Sheriron Jones	Moreno Valley
Coltin Gerhart	Murrieta
Jordan Flack	Newbury Park
Colston Chacon	Newport Beach
Ahmari Davis	Oakland
Donte Martin	Oxnard
Michael Sewell, Jr.	Palmdale
Jalin Burrell	Riverside
Elijah Lilly	San Bernardino
Nic Wilson	San Bernardino
Louis Harden	San Clemente
Chris Estrella	San Jacinto
Brad Murphy	San Jose
Brandon Shook	Simi Valley
Johnny Hernandez	Temecula

Donovan MurpheeFossil Ridge

Matthew French Crestview
Stanley Barnwell, Jr..... Opa-Locka

Trent Sellers..... Fayetteville
Jermame Convers..... Rossville

Radson Jang..... Honolulu
Alexander "Moana" Vainikolo Kihei

Rhashaun Epting.....Chicago
Stephen Ruiz.....Naperville
Kentrail Moran.....O'Fallon
Marcus Hayes.....Rockford

Austin Cook Fort Scott
Dequez Irving..... Wichita

Langston Murray Logansport

Alex Hart..... Prior Lake
Nico Bolden Woodbury

Jeffrey Jones, Jr. St. Louis

Jarred Sylvester Clayton
Juwan Mitchell Middletown
De'John Rogers Paramus
Zahneer Shuler Woodbridge

Ben Bertram	Albuquerque
David Brown	Albuquerque
Andrew Erickson	Albuquerque
Javohn Jones	Albuquerque
Blair Manly	Albuquerque
Aaron Molina	Albuquerque
Aaron Overacker	Albuquerque
Teton Saltes	Albuquerque
Andrew Shelley	Albuquerque
Thomas Vieira	Albuquerque
Reece Wilkinson	Albuquerque
Josh Woisin	Albuquerque
Jonah Leyva	Carlsbad
Micah Gray	Clovis
Cade Hackey	Hatch
Kameron Miller	Las Cruces
Dylan Kelly-Romero	Los Lunas
Gabe Ortega	Rio Rancho
Marcus Williams	Rio Rancho
Hayden Wilson	Rio Rancho
Xavier Vigil	Santa Fe

Rafael Hidalgo.....Brooklyn
Nick Iacovangelo.....Rochester

Lon Hampton..... Zena

Danny Sutton New Hope
Delane Hart-Johnson Philadelphia

Cedric Patterson III	Crosby
Emmanuel Harris	Dallas
Aaron Jenkins	Dallas
Q' Drennan	El Paso
William Hobdy	Garland
Javon Mosley	Ft. Worth
Patrick Peek	Ft. Worth
Charlie Grammel	Frisco
Dylan Horton	Frisco
Trae Hall	Henderson
Anu Somoye	Houston
Jay Griffin IV	Huntsville
Corey Hightower	Huntsville
Tyrone Owens	Manor
Beau Hott	Plano
Erik Beilman	San Antonio
Bryson Carroll	San Antonio
Patrick Reed	Silsbee

Kyle StapleyMorgan

John Mitchell Olney

Cody Baker.....Issaquah
Sitiveni Tamaivena.....Renton

Blake Fehrmann.....Brookfield
Lawrence "L.O." Johnson.....Waunakee

Tyson Dyer Queensland

Brayden Dickey North Vancouver



53 CODY BAKER
DEFENSIVE LINE
6-3 * 293 * SR * 3UL
Issaquah, Wash.
Eastside Catholic HS

New Mexico: Played as a true freshman in 2015 ... came from one of the top high school programs in Washington.

2017 (Junior Season): Started all 12 games at defensive end ... recorded 24 tackles, 2.0 TFLs for 13 yards, 1.5 sacks for 12 yards, one hurry and one pass breakup ... had a season-high five tackles against Air Force ... added a sack in that game along with a hurry ... had four tackles against Colorado State ... broke up a pass against Tulsa while adding three tackles.

2016 (Sophomore Season): Played in all 12 games, starting one game, the regular season finale against Wyoming ... recorded 14 tackles, 0.5 tackles for loss and a pass breakup ... had a season-high of three tackles in the regular season finale against Wyoming ... had a pair of tackles against South Dakota ... registered a half-tackle for loss against Nevada and had a pass break-up against Hawai'i.

2015 (Freshman Season): Played in all 13 games, starting the last five games ... recorded 31 tackles, 30 tackles in the last seven games ... also has 1.0 sacks for eight yards and 1.5 tackles for loss ... came in for an injured Garrett Hughes

against Hawai'i and recorded six tackles ... came off the bench against San Jose State and racked up a career-high seven tackles with four solos ... started his first career game against Utah State, recording a pair of tackles ... had six tackles and a sack against Boise State ... added five tackles in the regular season finale against Air Force ... had three tackles, one for loss in the Gildan New Mexico Bowl against Arizona.

High School: Lettered in football for four seasons at Eastside

Catholic High School for head coach Jeremy Theilbahr ... played in 43 varsity games in his career with 133 total tackles ... recorded 7.5 sacks during his senior season and 5.0 in his sophomore season ... also forced three fumbles and broke up three passes as a senior ... helped Issaquah to a 13-2 record ... Issaquah won the 3A championship, defeating perennial power Bellvue High School ... also lettered in baseball as a first baseman, a designated hitter, and as a pitcher.

Personal: His parents are Ben and Pansy Baker ... birthday is June 20, 1997 ... majoring in liberal arts.

Personal: His parents are Ben and Pansy Baker ... birthday is June 20, 1997 ... majoring in biology.




CODY BAKER
DL

CODY BAKER CAREER STATISTICS

Year	GP	UA	Asst	Tcks	TFLs-Yds	Sks-Yds	PBU	INT-Yds	FF	FR-Yds
2015	13	14	17	31	2.5-13	1.0-8	0	0-0	0	0-0
2016	13	3	13	16	1.0-2	0.0-0	1	0-0	0	0-0
2017	12	11	13	24	2.0-13	1.5-12	1	0-0	0	0-0
Totals	37	27	42	69	5.5-28	2.5-20	2	0-0	0	0-0

Career Highs: Tackles - 7 at San Jose State 10/24/15; TFLs - 1.0 at Boise State 11/14/15, 1.0 vs. Arizona 12/19/15, 1.0 vs. Air Force 9/30/17; Sacks - 1.0 at Boise State 11/14/15, 1.0 vs. Air Force 9/30/17; Passes Broken Up - 1 at Hawai'i 10/29/16, 1 at Tulsa 9/23/17



10 DaQUAN BAKER
LINEBACKER
6-2 * 250 * SR * IL-ISO-RS
Compton, Calif.
Centennial HS

New Mexico: Sat out the 2016 season after transferring from the University of North Dakota.

2017 (Redshirt Junior): Earned his first letter, playing in six games, working himself into the rotation at linebacker ... recorded three tackles, one TFL for four yards, a sack for four yards and one forced fumble ... his key moment was on special teams, forcing a kickoff return fumble that led to 14 answered points for UNM in under a minute in a victory over Air Force ... recorded his first UNM sack in the finale against San Diego State, one of his two tackles in that game.

2016 (Redshirt Sophomore): Was on the squad as a practice player after transferring back to UNM from North Dakota

2015 (Redshirt Freshman): Transferred to North Dakota ... appeared in three games after switching to defensive end midway through the season ... had three assisted tackles in collegiate debut at No. 19 Montana ... registered two solo tackles in home finale vs. Northern Colorado.

2014 (Freshman): Redshirted.

High School: Lettered at Centennial High School in Compton, California.

Personal: Full name is DaQuan Amire Baker ... born August 18, 1996 ... his parents are Tamika Mitchell and Antwan Baker ... majoring in liberal arts ... his cousin Denzel Fisher plays at UCLA.




DaQUAN BAKER
LB

DAQUAN BAKER CAREER STATISTICS

Year	GP	UA	Asst	Tcks	TFLs-Yds	Sks-Yds	PBU	INT-Yds	FF	FR-Yds
2017	6	3	0	3	1.0-4	1.0-4	0	0-0	1	0-0
Totals	6	3	0	3	1.0-4	1.0-4	0	0-0	1	0-0

Career Highs: Tackles - 2 at San Diego State 11/24/17; TFLs - 1.0 at San Diego State 11/24/17; Sacks - 1.0 at San Diego State 11/24/17; Forced Fumbles - 1 Air Force 9/30/17

**9 STANLEY BARNWELL, JR.****SAFETY****6-2 * 200 * SR * 2VL****Opa-Locka, Fla.
Coffeyville CC
Monsignor Pace**

STANLEY BARNWELL, JR. DB
NEW MEXICO LOBOS

New Mexico: Rangy safety who became a full-time contributor in 2017.

2017 (Junior Season): Played in eight games with three starts before an injury ended his season in game nine ... recorded 28 tackles with 1.0 TFLs, one forced fumble and one interception ... recorded an interception on the opening play of the game against Utah State, returning it eight yards into Utah State territory ... had a career-high tying six tackles against Wyoming, a game that followed five tackles against Colorado State ... had four tackles, all solo, against Fresno State.

2016 (Sophomore Season): Played in all 12 games, mostly special teams, although he got into the safety rotation in the back half of the season ... registered eight tackles with one for a loss ... had his best game against ULM, registering a career-best six tackles, all solo ... also had tackles against South Dakota and Utah State.

Junior College: Lettered for one season at Coffeyville Community College, where he played for coach Aaron Flores ... as a freshman, he recorded 55 tackles, 2.5 for loss, with four passes broken up and two fumble recoveries ... had two pass break ups in a 49-48 win over Ellsworth Community College ... had seven tackles, including a 26-yard touchdown on a fumble recovery in a 79-21 win over Independence Community College ... recovered a fumble against Butler Community College ... had a career-high 11 tackles in a 41-34 loss to Highland Community College.


High School: Lettered in football at Monsignor Pace for coach Mario Smith ... played both receiver and cornerback ... sure tackler who had a pick six on defense as a senior with a pair of receiving touchdowns as well.

Personal: His parents are Stanley and Bobbie Barnwell ... has two sisters, Angelica and Annika and four brothers, Leondre, Dion, Alberts and Henderson ... birthday is April 25, 1996 ... majoring in liberal arts.

STANLEY BARNWELL, JR. CAREER STATISTICS

Year	GP	UA	Asst	Tcks	TFLs-Yds	Sks-Yds	PBU	INT-Yds	FF	FR-Yds
2016	12	7	1	8	1.0-1	0.0-0	0	0-0	0	0-0
2017	8	15	13	28	1.0-1	0.0-0	0	1-8	1	0-0
Totals	20	22	24	36	2.0-2	0.0-0	0	1-8	1	0-0

Career Highs: Tackles - 6 vs. ULM 10/22/16, 6 at Wyoming 10/28/17; TFLs - 1.0 vs. ULM 10/22/16, 1.0 vs. New Mexico State 9/9/17, Forced Fumbles - 1 at Fresno State 10/14/17; Interceptions - 1 vs. Utah State 11/4/17

**75 ERIK BEILMAN****OFFENSIVE LINE****6-4 * 275 * JR * 2L-RS**
San Antonio, Texas
Brandeis HS

New Mexico: Was a tight end his first three seasons ... a Lobo Scholar-Athlete in 2015-16 and 2016-17 ... Mountain West All-Academic in 2016 and 2017.

2017 (Redshirt Sophomore Season): Played in 11 games ... saw action as both a tight end and on special teams.

2016 (Redshirt Freshman Season): Played in 11 games ... saw most of his action on special teams, but worked his way into the tight end rotation by mid-season.

2015 (Freshman Season): Redshirted.

High School: Lettered in football for three seasons at Brandeis High School for the Broncos and head coach John Campbell ... helped his team to the semi-finals in 2012, 2013 and 2014 ... Brandeis won the 2012 and 2013 district titles ... was named both first team all-district and first team all-region ... was a 2014 All-Academic selection and was also academic all-district ... is also an accomplished basketball player, earning top re-



ERIK BEILMAN
OL

bounding honors for his AAU squad the San Antonio Hustlers.

Personal: Full name is Erik Michael Beilman ... his parents are Michael Beilman, Christine Cimino and Jennifer Steele ... is related to Matt Cimino, who plays basketball at George Washington, and Ashley Cimino, who played basketball at Stanford ... birthday is February 10, 1997 ... majoring in liberal arts.



52 AARON BLACKWELL

DEFENSIVE LINE

6-3 * 288 * JR * IUL

Peoria, Ariz.

Mesa CC

Liberty HS

New Mexico: Physical lineman that transferred to UNM with three years of eligibility ... named Lobo and Mountain Scholar-Athlete in 2017-18 as well as Mountain West All-Academic in 2017.

2017 (Sophomore Season): Played in 11 games, starting the final four at nose tackle ... recorded 10 tackles with 3.5 TFLs for nine yards ... had a three QB hurries ... recorded one pass breakup ... had a career-high two tackles twice, against

Colorado State and Wyoming ... both tackles against Wyoming were for loss ... had a tackle for loss against Texas A&M ... recorded a pass breakup against Colorado State.

Junior College: Lettered at Mesa Community College for coach Ryan Felker ... played in 11 games for Mesa CC, registering 42 tackles, including 29 solos ... recorded 6.5 sacks for 39 yards and 11.0 tackles for loss, one forced fumble and two fumble recoveries ... signed with Weber State out of high school before transferring to Mesa.

High School: Lettered at Liberty High School for coach

Dan Filimen ... named All-West Valley Defensive Player of the Year ... named American Family Insurance All-USA Arizona football team and First Team AFI All-Arizona Division II ... named First Team All-State by Arizona Football Coaches Association ... named MaxPreps Second Team All-American for medium schools in 2014 ... was also named First Team All-West Valley as a defensive lineman.

Personal: Full name is Aaron Nicholas Blackwell ... his parents are Randy and Myra Blackwell, brothers are Sam and Morgan ... his birthday is July 5, 1997 ... wants to major in Business or Digital Media.

AARON BLACKWELL CAREER STATISTICS

Year	GP	UA	Asst	Tcks	TFLs-Yds	Sks-Yds	PBU	INT-Yds	FF	FR-Yds
2017	11	6	4	10	3.5-9	0.0-0	1	0-0	0	0-0
Totals	11	6	4	10	3.5-9	0-0.0	1	0-0	0	0-0

Career Highs: Tackles - 2 vs. Colorado State 10/20/17, 2 at Wyoming 10/28/17; TFLs - 2.0 at Wyoming 10/28/17; Passes Broken Up - 1 at Texas A&M 11/11/17.



17 NICO BOLDEN

SAFETY

6-3 * 207 * FR * RS

Woodbury, Minn.

Woodbury HS

New Mexico: Talented safety that should factor into the mix as a freshman a 2017-18 Lobo Scholar-Athlete.

2017 (Redshirt Freshman Season): Redshirted.

High School: Lettered three times at Woodbury High School for coach Andy Hill ... listed as the No. 4 recruit out of Minnesota in 2016 by 247sports.com ... in 2016, recorded 40 tackles, 2 interceptions, 131 yards receiving and 1 TD, 9 kick-off returns for 312 yards and 2 TDs and 6 punt returns for 106 yards ... in 2015,

recorded 43 tackles, 2 interceptions and 1 forced fumble ... named Suburban Eastern Conference Defensive Player of the Year and 1st Team All-State as a senior ... named two-time All-District ... named to the All-Combine Team at the 2016 US Army National Combine ... also lettered twice in track ... chose the Lobos over Vanderbilt, Syracuse, Washington State, Wyoming and Buffalo.

Personal: His parents are Darryl and Angel ... has two brothers, Tim and Caleb, and a sister, Ryan ... his birthday is October 15, 1998 ... majoring in Business and Sports Management



NICO BOLDEN



49 DAVID BROWN
LINEBACKER
6-1 * 217 * 50 * 150-RS
Albuquerque, N.M.
Eldorado HS

New Mexico: Strong, smart linebacker who provided a great look on the scout team.


2017 (Redshirt Freshman Season): Did not see action.

2016 (Freshman Season): Red-shirted.

High School: Lettered in football, track and field and wrestling at Eldorado High School ... named First Team All-Metro and First Team All-State 6A on defense as a senior ... played in the New Mexico 6A All-Star Game.

Personal: Full name is David Wilkens-Brown ... his mother is Marissa Brown ... Birthday is

May 17, 1998 ... majoring in business administration.



13 JALIN BURRELL
CORNER BACK
6-0 * 195 * SR * IL
Riverside, Calif.
Moorpark JC
Patriot HS

New Mexico: Strong coverage corner that is also a sure tackler.

2017 (Junior Season): Played and started all 12 games at corner, finishing fourth on the team in tackles with 53, and second on the team with 10 pass breakups ... also had a half tackle for a loss ... had a career-high of eight tackles, along with a pass breakup, against New Mexico State ... also scored two points when he returned a botched snap on an extra point 83 yards for a two-point defensive conversion ... had a career-high three pass breakups in the season opener against Abilene Christian ... had two breakups against Utah State ... recorded seven tackles at Texas A&M and six at Tulsa ... had five tackles against both Air Force and Colorado State.

Junior College: Lettered at Moorpark Junior College for coach Mike Stuart ... played free safety, cornerback, wide receiver, punt returner and kick returner ... named First Team All-Conference defensive back as a sophomore ... named Second Team All-Conference all-purpose as a freshman ... as a sophomore he recorded 48 tackles, which was second on the team ... led team with seven pass break-ups, and also added two interceptions, four tackles for loss, a forced fumble and a fumble recovery ... chose the Lobos over Colorado, Tulsa, Iowa State, Arkansas State, Louisiana Tech, UL-Lafayette, Alabama and Cal.

High School: Lettered at Patriot High School for coach Chris Fowler ... recorded



JALIN BURRELL

79 tackles over his last two seasons, along with a forced fumble, a fumble recovery, an interception and a blocked field goal ... also played on offense, rushing for 1,163 yards of those two season and catching 59 passes for 714 yards ... scored 20 touchdowns in his career and added three two-point conversions ... named First Team All-Conference and All-County as a junior and senior.

Personal: Full name is Jalin Danté Burrell ... his mother is

Patricia Ann Tyler, and has a sister, Ariana ... his birthday is September 20, 1996 ... majoring in liberal arts.

JALIN BURRELL CAREER STATISTICS

Year	GP	UA	Asst	Tcks	TFLs-Yds	Sks-Yds	PBU	INT-Yds	FF	FR-Yds
2017	12	40	13	53	0.5-0	0.0-0	0	0-0	0	0-0
Totals	12	40	13	53	0.5-0	0.0-0	0	0-0	0	0-0

Career Highs: Tackles - 8 vs. New Mexico State 9/9/17; TFLs - 0.5 at Air Force 9/30/17; Passes Broken Up - 3 vs. Abilene Christian 9/2/17.



9 BRYSON CARROLL
RUNNING BACK
5-6 * 185 * 50 * 150
San Antonio, Texas
Roosevelt HS

New Mexico: Quick running back that who has history running the option offense as a quarterback, and played there in 2017.

2017 (Freshman Season): Saw emergency action for two plays at Tulsa when UNM had lost three quarterbacks due to injury.

High School: Lettered at Roosevelt for coach Matt Carroll ... blistering fast quarterback with 4.4 speed who rushed for 2,417 as a junior and a senior ... in 2015 vs Lee HS, rushed for 351 yards and 8 TDs, also passed for 218 yards and 2 TDs ... also runs track, where he ran a



BRYSON CARROLL

10.4 in the 100-meter as a junior ... lettered a total of 3 times in football and 4 times in track ... a 4.0 student at Roosevelt, graduating Summa Cum Laude ... named District 26 6A offensive MVP as a senior ... named First Team All-District as a junior ... named to Dave Campbell's Subway Super Team ... named First Team Utility Player ... chose the Lobos over Tulane, Southern Miss, Bowling Green, Army, Navy and Air Force.

Personal: Full name is Bryson Matthew Carroll ... his parents are Matt and Dawn Carroll, and has a brother, Brennan ... his birthday is May 17, 1999 ... wants to major in Education.

BRYSON CARROLL CAREER STATISTICS

Year	GP	Att	Yards	TD	Long	Rec	Yards	TD	Long
2017	1	1	10	0	10	0	0	0	0
Totals	1	1	10	0	10	0	0	0	0

Career Highs: Rushes - 1 at Tulsa, 9/23/17; Yards - 10 at Tulsa, 9/23/17; Long - 10 at Tulsa, 9/23/17.



92 JERMANE CONYERS

DEFENSIVE LINE

6-3 * 334 * SR * IL

Rossville, Ga.

Dodge City CC

Ridgeland HS

New Mexico: Big run-stuffing lineman that is an adept pass rusher as well.

2017 (Junior Season): Played in all 12 games, starting one, against Wyoming ... recorded 17 tackles with 1.0 TFLs for three yards ... also had a forced fumble and a pass breakup ... recorded a career-high three tackles against Air Force ... had two tackles six times; against New Mexico State, Boise State, Fresno State, Colorado State, Texas A&M and UNLV ... forced a fumble against New Mexico State ... broke up a pass against Fresno State.

Junior College: Lettered and started for two years at Dodge City for coach Gary Thomas as a defensive end and defensive tackle ... played in nine games, recording 41 tackles including 10.0 for losses of 28 yards ... added 2.0 sacks, four quarterback hurries, a pass break-up and a blocked kick ... had a tremendous game against Iowa Western with a career-high 11 tackles including ... 1.5 for loss and had a career-high three TFLs in a 7-3 win over Butler ... named Second Team All-Conference ... helped Dodge City win a conference championship in 2015 ...



JERMANE CONYERS DL

chose the Lobos over Toledo, Northern Illinois, Bowling Green and Southern Miss.


High School: Lettered and started for three years at Ridgeland HS for coach Mark Mariakis ... originally signed with Indiana out of high school ... suffered a broken leg during his senior season, but still recorded 25 tackles, two for a loss and a blocked kick ... ran a 4.71 40 in high school.

Personal: Full name is Jermame Kane Conyers ... his parents are Laura Stewart and Tracy Wade ... has two brothers, Jermiah and Tracy, and three sisters, Kaylee, Kia and Jasmine ... his birthday is June 4, 1996 ... majoring in liberal arts.

JERMANE CONYERS CAREER STATISTICS

Year	GP	UA	Asst	Tcks	TFLs-Yds	Sks-Yds	PBU	INT-Yds	FF	FR-Yds
2017	12	8	9	17	1.0-3	0.0-0	1	0-0	1	0-0
Totals	12	8	9	17	1.0-3	0.0-0	1	0-0	1	0-0

Career Highs: Tackles - 3 vs. Air Force, 9/30/17; TFLs - 1.0 at Boise State, 9/14/17; Passes Broken Up - 1 at Fresno State, 10/14/17; Forced Fumbles - 1 vs. New Mexico State 9/9/17



8 Q'DRENNAN

WIDE RECEIVER

6-2 * 194 * JR * 2L-RS

El Paso, Texas

Americas HS

New Mexico: A two-position player in high school, has was a receiver as a sophomore and junior ... was also a talented high school quarterback and has practiced some there ... a 2015-16, 2016-17 and 2017-18 Lobo Scholar-Athlete ... Mountain West All-Academic in 2016 and 2017.

2017 (Redshirt Sophomore Season): Started and played in all 12 games at outside receiver ... was fourth on the team with nine receptions, and 182 yards ... had a season-high two catches against Fresno State, and followed that up the next week with two catches against Colorado State, including a season-long catch of 47 yards ... had a 42-yard reception against Abilene Christian, one of two 40-yard catches on the season.

2016 (Redshirt Freshman Season): Played in all 12 games, and caught 11 passes for a team leading 284 yards ... tied for the team lead with three touchdown receptions ... opened his career with a leaping 26-yard touchdown catch against South Dakota ... had a career-high three catches against Rutgers for 23 yards



Q'DRENNAN WR

... had two catches, including a 45-yard touchdown grab, against Air Force ... caught a pair of long balls against Utah State for 37 and 41 yards ... had a career-long 49-yard touchdown reception against Wyoming.

2015 (Freshman Season): Redshirted.

High School: Lettered in football at Americas High School for head coach Patrick Melton ... caught 50 passes for 888 yards as a junior, his final full-season as a non-quarterback ... averaged 98.7 receiving yards per game, and had seven touchdowns through the air, including a long of 80 ... also rushed the ball 37 times for 292 yards with three more scores ... also managed to go 6-for-10 passing with two touchdowns ... during his senior season he was primarily a quarterback, going 84-for-169 for 1,561 yards and 12 touchdowns with just five interceptions ... rushed for 1,255 yards with 14 more touchdowns ... had seven 100-yard rushing games as a senior ... also caught two touchdowns on four receptions, giving him 28 touchdowns responsible for as a senior ... also served as his team's punter as a senior, averaging 36.3 yards per punt.

Personal: Full name is Q' D'Angelo Drennan ... his parents are Chris and LaDonna Drennan ... has four brothers, Jason, Romeo, Sir'Christopher and Cae'sar, and three sisters, Skyler, Leigha and Alex ... birthday is March 18, 1997 ... majoring in liberal arts.

Q' DRENNAN CAREER STATISTICS

Year	GP	Rec	Yards	TD	Long	Att	Yards	TD	Long
2016	12	11	284	3	49	1	10	0	10
Totals	12	11	284	3	49	1	10	0	10

Career Highs: Receptions - 3 at Rutgers 9/17/16; Long - 49 vs. Wyoming 11/26/16; Yards - 78 at Utah State 11/12/16; TDs - 1 vs. Wyoming 11/26/16, 1 vs. Air Force 10/15/16, vs. South Dakota vs. 9/1/16



34 JARED ENRICO

LONG SNAPPER

6-1 * 199 * FR * RS

La Mirada, Calif.
La Mirada HS

New Mexico: Considered one of the top HS long snappers in 2015 ... a 2016-17 Lobo Scholar-Athlete.

2017 (Redshirted Freshman Season): Served as the teams' long snapper for all 12 games on UNM's punt squad ... he also served as the short-snapper on placements for the opening three games.

2016 (Freshman Season): Redshirted.

High School: Lettered at La Mirada High School for three years under Mike Moschetti ... team won CIFSS, Regional and III-AA



JARED ENRICO

LS

NEW MEXICO LOBOS

State championships ... was an Honor Roll member.

Personal: Full name is Jared Robert Michael EnRico ... his parents are John Mark and Celia EnRico ... has three brothers, Israel, Jourdan and Joshua ... birthday is September 15, 1997 ... majoring in biology.



11 RHASHAUN EPTING

LINEBACKER

6-2 * 218 * 50 * IL-RS

Chicago, Ill.
Proviso West HS

New Mexico: Talented linebacker with a knack for being around the ball that came to UNM from the Chicago area that originally committed to Western Michigan.

2017 (Redshirt Freshman Season):

Played in 10 games for the Lobos at the rush backer position, starting eight ... finished seventh on the team in tackles with 37, including 2.5 TFLs for nine yards, and 1.0 sacks for eight yards ... had a career-high seven tackles twice in back-to-back games, against Boise State and against Tulsa ... recorded his first career sack against Tulsa, ending a Tulsa drive at midfield ... added six tackles against Air Force and New Mexico State ... had five tackles against Fresno State.

2016 (Freshman Season): Redshirted.

High School: Lettered at Proviso West High School where he played both football for coach Famous Hulbert, as well as soccer ... named both all-conference and all-state as a senior and also all-area ... recorded 40 tackles his senior year along with an interception and a tackle for loss ... also scored four touchdowns on offense, three rushing and one receiving ... caught 11 passes for 152 yards and rushed for 264 yards and three more scores ... also was a top prep basketball player, breaking the 1,000-point barrier for his career when he was just a junior.

Personal: His parents are Rico Epting and Lanequa Marshall, and his grandfather is Pedro Epting ... has a brother, Jesse and a sister, Aniyah ... birthday is February 14, 1998 ... is majoring in athletic training and physical education.

RHASHAUN EPTING CAREER STATISTICS

Year	GP	UA	Asst	Tcks	TFLs-Yds	Sks-Yds	PBU	INT-Yds	FF	FR-Yds
2017	10	19	18	37	2.5-9	1.0-8	0	0-0	0	0-0
Totals	10	19	18	37	2.5-9	1.0-8	0	0-0	0	0-0

Career Highs: Tackles - 7 at Boise State, 9/14/17; at Tulsa, 9/23/17; TFLs - 1.0 at Boise State, 9/14/17; at Tulsa, 9/23/17; Sacks: - 1.0 at Tulsa, 9/23/17



RHASHAUN EPTING

LB

NEW MEXICO LOBOS



79 CHRIS ESTRELLA
OFFENSIVE LINE
6-4 * 294 * JR * TL
San Jacinto, Calif.
Mt. San Jacinto JC
San Jacinto HS



CHRIS ESTRELLA

Galliano ... was named First Team all-conference as a senior ... also named First Team all-league both as a junior and as a senior.

Personal: His parents are Silvestre and Maria Estrella ... has two brothers, Bryan and Silvestre, Jr., and three sisters, Denise, Jasmine and Elizabeth ... birthday is June 22, 1998 ... majoring in business.



29 JORDAN FLACK
LINEBACKER
6-3 * 215 * SR * IL
Newbury Park, Calif.
Moorpark JC
Newbury Park HS

New Mexico: Earned Mountain West All-Academic and Lobo Scholar-Athlete honors in 2017-18.

2017 (Junior Season): Played in all 12 games with four starts ... started against Colorado State and Wyoming as well as the final two games against UNLV and San Diego State ... recorded 22 tackles with 4.0 TFLs for 24 yards, 2.0 sacks for 15 yards, one interception for 29 yards, a forced fumble and a fumble recovery ... had a career-high five tackles against New Mexico State ... had a sack against Tulsa and UNLV ... recorded his first career interception against San Diego State, returning it 29 yards ... recovered a fumble against Air Force ... forced a fumble against UNLV.

Junior College: Lettered at Moorpark College for coach Mike Stuart ... played 10 games in 2016 and was fifth on the team in tackles with 46 ... named First Team All-Conference and team Defensive MVP as a sophomore ... named All-Conference and All-Academic as a freshman ... led team with 14.5 tackles for a loss for 81 yards and 10 sacks for 64 yards ... broke up two passes, forced two fumbles, recovered a fumble and picked off one pass which he returned 60 yards for a

score ... chose the Lobos over Colorado State, Hawaii, San Jose State, Ohio, and Bowling Green.

High School: Lettered at Newbury Park for coach Gary Fabricius ... recorded 56 tackles over his final two seasons with 15.0 tackles for loss and scored two defensive touchdowns ... also added 10.0 sacks for 75 yards, two interceptions, three fumble recoveries and five passes defended ... scored three offensive touchdowns, catching 31 passes for 387 yards ... named First Team All-Conference and 1st Team All-Ventura County as a junior and senior.

Personal: Full name is Jordan Kenneth Flack ... his parents are Kenneth and Donna Flack ... has two sisters, Karissa and Abria ... his birthday is July 12, 1996 ... majoring in liberal arts.

JORDAN FLACK CAREER STATISTICS

Year	GP	UA	Asst	Tcks	TFLs-Yds	Sks-Yds	PBU	INT-Yds	FF	FR-Yds
2017	12	14	8	22	4.0-24	2.0-15	0	1-29	1	1-0
Totals	12	14	8	22	4.0-24	2.0-15	0	1-29	1	1-0

Career Highs: Tackles - 5 vs. New Mexico State 9/9/17; TFLs - 1.0, four times, last at San Diego State, 11/24/17; Sacks - 1.0 vs. UNLV 11/17/17 and at Tulsa, 9/23/17; Forced Fumbles - 1 vs. UNLV 11/17/17; Fumble Recoveries - 1 vs. Air Force, 9/30/17; Interceptions - 1 at San Diego State, 11/24/17



93 NAHJE FLOWERS
DEFENSIVE LINE
6-3 * 278 * SO * TL-RS
Los Angeles, Calif.
Dorsey HS

New Mexico: Highly recruited defensive end that provides speed and strength.

2017 (Redshirt Freshman Season): Played in all 12 games as a defensive end ... recorded three tackles on the season ... had tackles against Air Force, Fresno State and Wyoming.

2016 (Freshman Season): Redshirted.

High School: Lettered in football, wrestling and track at Dorsey High School ... named First Team All-Coliseum League and First Team All-City for Los Angeles as a senior and as a



NAHJE FLOWERS

junior ... was also an All-City wrestler as a junior ... named First Team All-City in the shot put, finishing third in Los Angeles ... was named all-league in both wrestling and football as a sophomore.

Personal: His parents are La'Vonte Flowers and Vickie Gilmore ... has a brother Albert and a sister Sah'Quira ... birthday is May 3, 1998 ... majoring in physical education/athletic training.

NAHJE FLOWERS CAREER STATISTICS

Year	GP	UA	Asst	Tcks	TFLs-Yds	Sks-Yds	PBU	INT-Yds	FF	FR-Yds
2017	12	1	2	3	0.0-0	0.0-0	0	0-0	0	0-0
Totals	12	1	2	3	0.0-0	0.0-0	0	0-0	0	0-0

Career Highs: Tackles - 1 at Wyoming 10/28/17; at Fresno State 10/14/17; vs. Air Force 9-/30/17



38 MATT FRENCH
LINEBACKER
6-0 * 224 * 50 * 150-RS
Crestview, Fla.
Crestview HS

New Mexico: Strong physical linebacker who proved to be a valuable member of the scout team in 2016 ... A 2016-17 and 2017-18 Lobo-Scholar.

2017 (Redshirt Freshman Season): Did not see action.

2016 (Freshman Season): Redshirted.

High School: Lettered in football, at Crestview High School.

Personal: Full name is Matthew Dylan French ... parents are Bruce and Ursula French ... has a brother, Austin ... birthday is April 18, 1998 ... is majoring in biology and minoring in chemistry.



11 COLTIN GERHART
QUARTERBACK
5-11 * 214 * SR * IL
Murrieta, Calif.
Arizona State
Vista HS

New Mexico:

Graduate transfer that played both quarterback and on special teams ... Named Mountain West All-Academic for 2017 ... Named a Mountain West Scholar-Athlete and a Lobo Scholar-Athlete for 2017-18.

2017 (Junior Season):

Played in 10 games, four as a quarterback and six others on special teams ... was 17-for-29 passing with a touchdown, throwing for 180 yards ... rushed for 218 yards on 35 carries with a touchdown

... saw first action as a quarterback late in the first half against Boise State and went 7-for-13 passing with a touchdown, throwing for 67 yards ... also added 49 yards rushing on eight carries ... had his only start against Tulsa, leading UNM to a 16-13 win ... was 9-for-14 passing for 108 yards with a long of 27 ... had a career-high 156 yards rushing on 24 carries, including a long of 40 and a 19-yard touchdown run ... also saw action at quarterback against Wyoming and Texas A&M.

Arizona State: Lettered at Arizona State for two seasons for coach Todd Graham ... saw action in seven games in 2016 and also played in four games in 2015 ... also played baseball for the seasons at Arizona State, serving as an outfielder.

High School: Lettered at Vista Murrieta HS for coach Cooley Candaele ... nearly amassed 4,500 passing yards and 3,500 rushing yards over four years on varsity ... posted 3,151 yards of total offense as a senior with 1,418 rushing yards with 25 scores on 140 carries (10.1 avg.) averaging 101.3 rushing yards per game ... rated the No. 41 dual-threat quarterback by ESPN and the No. 43 quarterback by Scout.com ... recruited by Stanford, Cal, Vanderbilt, Nebraska, Oklahoma, Colorado, BYU, Boise State, Fresno State, Hawaii, and Iowa State.

Personal: Full name is Coltin Roq Brodrick Gerhart ... his parents are Todd and Lori Gerhart ... has two brothers, Toby and Garth, and three sisters, Teagan, Whitley and Kelsey ... brother Toby was the 2009 Doak Walker Award winner at Stanford and was the runner-up for the 2009 Heisman Trophy ... plans to go to medical school after completing his master's in sports management.



COLTIN GERHART
QB

COLTIN GERHART CAREER STATISTICS

Year	GP	C-A-I	Yds	TD	Long	.PCT	Eff.	Att	Yards	TD	Long
2017	10	17-29-2	180	1	27	.586	108.3	35	218	1	40
Totals	10	17-29-2	180	1	27	.586	108.3	35	218	1	40

Career Highs: Completions - 9 at Tulsa 9/23/17; Attempts - 14 at Tulsa 9/23/17; Yards - 108 at Tulsa 9/23/17; Long - 27 at Tulsa 9/23/17; TDs - 1 at Boise State 9/14/17; Rushes - 24 at Tulsa 9/23/17; Yards - 156 at Tulsa 9/23/17; Long - 40 at Tulsa 9/23/17; TDs - 1 at Tulsa 9/23/17.



77 CHARLIE GRAMMEL
OFFENSIVE LINE
6-3 * 307 * JR * 2L-RS
Frisco, Texas
Lone Star HS

New Mexico: A strong offensive lineman who brings both run-blocking and pass blocking abilities to the line ... comes from a Texas hotbed of football ... a 2016-17 and 2017-18 Lobo Scholar-Athlete ... Mountain West All-Academic in 2016 and 2017.

2017 (Redshirt Sophomore Season): Played in 10 games, starting six ... he started the opener against Abilene Christian at tackle, and then he started the final five games of the season at guard ... also served on all UNM field goal and PAT protect teams.

2016 (Redshirt Freshman Season): Played in all 12 games, starting seven ... started six at left guard, and one at right guard ... also served on all UNM field goal and PAT protect teams.

2015 (Freshman Season): Redshirted.

High School: Lettered in football at Lone Star High School for coach Jeff Rayburn ... helped LSHS to a 7-3 record in 2014 and an 8-5 record in 2013, earning all-conference honors.

Personal: Full name is Charles Osburn Grammel ... is parents are Michael and Mary Grammel ... has a brother, Gary and two sisters, Kate and Emily ... birthday is December 21, 1996 ... majoring in psychology.



32 MICAH GRAY
RUNNING BACK
5-11 * 191 * FR * RS
Clovis, N.M.
Clovis HS

New Mexico: Shifty running back who has shown solid pass-catching ability ... Named a Lobo Scholar-Athlete for 2017-18.

2017 (Freshman Season): Redshirted.



High School: Lettered at Clovis High School in football, basketball and track ... was named Clovis' Offensive Player of the Year ... rushed for 2,784 yards over his final two seasons, including 1,684 yards as a senior ... hit that yardage on just 288 carries, averaging 140.3 yards per game ... scored 29 touchdowns and had seven 100-yard rushing games ... had a long of 77 ... also caught 13 passes for 142 yards with two touchdowns and a long of 58 ... rushed for 1,100 yards as a junior in just eight games ... added 13 rushing touchdowns.

Personal: Birthday is September 23, 1998 ... majoring in business.



23 JAY GRIFFIN IV
WIDE RECEIVER
5-10 * 159 * SO * 1L-RS
Huntsville, Texas
Huntsville HS

New Mexico: A high school teammate of fellow 2016 signee Corey Hightower.

2017 (Redshirt Freshman Season): Had a dynamic, breakout season, leading the team with 29 receptions and 393 yards ... also led the team with four receiving touchdowns ... added 116 yards rushing on 13 carries with one touchdown ... caught two passes against Abilene Christian, including a 37-yard touchdown ... had a breakout game against New Mexico State, catching five passes for 95 yards and a touchdown, and rushing one time for a 61-yard touchdown ... caught two passes against Air Force, including a 71-yard touchdown ... caught five passes for 35 yards against Utah State ... added four catches for 15 yards against Texas A&M ... had a career-high six catches for a career-high 110 yards, including a 62-yard touchdown against San Diego State.

2016 (Freshman Season): Redshirted.

High School: Lettered at Huntsville High School for coach Rodney Southern ... also lettered in basketball and track ... was listed at No. 22 on the Houston



Chronicle's Area Top 100 ... earned first team all-district honors as a wide receiver in 2015 and 2016, and second team honors as a kick returner in 2016 ... had 37 catches for 409 yards and 3 receiving touchdowns as a senior ... added 482 yards on the ground with 10 touchdowns, and he also had a pair of kickoff return touchdowns ... had 24 catches for 367 yards and five touchdowns as a junior, adding one rushing touchdown as well with 226 yards on the ground ... his one rushing TD as a junior was on a 72-yard run ... was the 200-meter district champion as well as area runner-up with a best time of 21.17.

Personal: Full name is Jay Vance Griffin IV ... parents are Jay Vance Griffin III and Kiwynna Thomas ... has a brother Jayavwon, and a sister, Jaida ... birthday is August 1, 1998 ... majoring in criminal justice ... his grandfather Jay Vance Griffin II played football at Southern.

JAY GRIFFIN IV CAREER STATISTICS

Year	GP	Rec	Yards	TD	Long	Att	Yards	TD	Long
2016	12	29	393	4	71	13	116	1	61
Totals	12	29	393	4	71	13	116	1	61

Career Highs: Receptions - 6 at San Diego State 11/24/17; Yards - 110 at San Diego State 11/24/17; TDs - 1, four times, last at San Diego State 11/24/17; Long - 71 vs. Air Force 9/30/17; Rushes - 3 vs. UNLV 11/17/17; at Fresno State 10/14/17; Yards - 61 vs. New Mexico State 9/9/17; TD - 1 vs. New Mexico State 9/9/17; Long - 61 vs. New Mexico State 9/9/17



80 CADE HACKEY
WIDE RECEIVER
6-3 * 196 * FR * RS
Hatch, N.M.
Hatch Valley HS

New Mexico: Lanky receiver who showcased solid hands on the scout team.



2017 (Freshman Season): Redshirted.

High School: Lettered at Hatch High School in football, basketball, track and field and baseball ... named First Team All-State 4A by the NMHSCA at both receiver and at safety ... caught 36 passes for 840 yards and 10 touchdowns as a senior ... had a long of 73 yards ... added 55 yards rushing ... also played defensive back and recorded 10 interceptions as a senior, and he recovered one fumble as well ...

caught 20 passes for 457 yards and five touchdowns as a junior and also picked off five passes.

Personal: Full name is Thomas Cade Hackey ... birthday is June 16, 1999 ... majoring in business administration.



97 LON HAMPTON
LONG SNAPPER
6-1 * 221 * SR * TL
Zeno, Okla.
Northeast Okla. A&M Coll.
Grove HS

New Mexico: Long snapper who was named Mountain West All-Academic in 2017 and a Lobo Scholar-Athlete in 2017-18.

2017 (Junior Season): Played the final nine games as the long snapper for all of UNM's placements ... his first game was in his home state of Oklahoma at Tulsa.

Junior College: Lettered at North-eastern Oklahoma A&M College for coach Clay Patterson ... served as a long snapper for two seasons on both punts and field goals ... named All-Southwest Conference ... chose the Lobos over Kansas, ULM and New Mexico State.

High School: Lettered at Grove HS for coach Dennis Millican ... named All-District, All-Conference and All-State as a senior ... served as Team Captain and was Team MVP.

Personal: Full name is Lon Case Hampton ... his parents are David and Kim Hampton ... has a brother, Ben and a sister, Kellea ... his birthday is June 7, 1996 ... majoring in liberal arts.



15 EMMANUEL HARRIS
WIDE RECEIVER
5-9 * 202 * SR * TL-RS
Dallas, Texas
Trinity Valley CC
Skyline HS

New Mexico: Quick receiver with speed but good size for a slot receiver.

2017 (Senior Season): Redshirted.

2016 (Junior Season): Played in all 12 games, catching six passes for 82 yards and a touchdown ... also had one rush ... caught a pass in five consecutive

games ... had a 44-yard touchdown in the second half against Utah State ... had a 13-yard catch against ULM and a 10-yarder against Hawai'i.

Junior College: Lettered at Trinity Valley Community College as a receiver for head coach Brad Smiley ... caught 32 passes as a sophomore for 509 yards and five TDs ... was third on the team in receiving yards for a team that averaged 57.7 points per game ... had a career-best 10 catches for 127 yards and two touchdowns against Nassau Community College ... was named honorable mention all-conference.

High School: Lettered at Skyline High School for coach Reginald Samples.

Personal: Full name is Emmanuel King Harris ... his mother is Stephanie Harris ... has a brother, Terrence, and two sisters, Shan'Tegra and Shan'Nish ... birthday is August 4, 1995 ... majoring in liberal arts.

EMMANUEL HARRIS CAREER STATISTICS

Year	GP	Rec	Yards	TD	Long	Att	Yards	TD	Long
2016	12	6	82	1	44	1	1	0	1
Totals	12	6	82	1	44	1	1	0	1

Career Highs: Receptions - 1, six times, last at Colorado State 11/19/16; Yards - 44 vs. Nevada 11/5/16; TDs - 1 vs. Nevada 11/5/16; Long - 44 vs. Nevada 11/5/16. Rushes - 1 vs. San Jose State 10/1/16; Yards - 1 vs. San Jose State 10/1/16; Long - 1 vs. San Jose State 10/1/16



33 ALEX HART
LINEBACKER
6-3 * 235 * SR * 3L
Prior Lake, Minn.
Prior Lake HS

New Mexico: Physical linebacker who was rated the number one wrestler in Minnesota, and was ranked No. 8 in the nation ... attracted to UNM because of the history of linebackers at New Mexico, including his favorite player Brian Urlacher ... one of two true freshmen to see playing time in 2015 ... a 2015, 2016 and 2017 Academic All-Mountain West selection ... a 2015-16, 2016-17 and 2017-18 Lobo Scholar-Athlete ... a 2015-16 Mountain West Scholar-Athlete.

2017 (Junior Season): Played and started in all 12 games at middle linebacker ... was third on the team with 58 tackles and he led the team in hurries with five ... also had 5.5 TFLs for 19 yards, had one sack for eight yards, three pass breakups,

one forced fumble and one fumble recovery ... recorded a career-high in tackles twice, against Air Force and against UNLV ... added 1.5 TFLs, including a sack, against Air Force along with a hurry and a forced fumble ... recovered a fumble against Abilene Christian ... had six tackles against New Mexico State with a tackle for loss, a hurry and a career-high two breakups ... had five tackles against Colorado State.

2016 (Sophomore Season): Saw action in all 12 games, starting one at middle linebacker ... recorded 26 tackles, 4.0 for loss, with a sack, a forced fumble and a fumble recovery ... had a career-best four tackles in back-to-back games, against New Mexico State and Rutgers ... the Rutgers game was his one start at middle linebacker ... also had three tackles against ULM and Nevada ... forced a fumble against Colorado State ... recovered a fumbled punt against Wyoming that led to a short touchdown drive.

2015 (Freshman Season): Saw action in the final nine games, mostly on special teams ... recorded two tackles on the season, but was a key blocker on UNM's kickoff return unit ... had special teams tackles against Hawai'i and at Boise State.

High School: Lettered in football for three seasons at Prior Lake, Minnesota under head coach Matt Gegenheiner ... helped Prior Lake to the 2012 and 2014 section title and the 2012 and 2013 state playoffs ... served as a team captain and was named Associated Press First Team All-State as senior ... also earned Minnesota Vikings First Team All-State, Kare 11 All-Metro and Star/Tribune All-Metro ... was named all-conference all three seasons (2012, 2013 and 2014) ... was named Offensive Team MVP as a senior after being named the Defensive Team MVP in 2013 ... in wrestling he was the Minnesota state champion at the 220-pound class in 2014 ... he finished third in 2013 at the 195-pound class ... team captain as a junior and a senior and was team MVP as a junior ... a member of the Prior Lake Honor Roll with a 3.7 GPA.

Personal: Full name is Alexander William Hart ... his parents are Pat and Nancy Hart ... has two brothers, Nick and Sam ... birthday is May 23, 1997 ... majoring in liberal arts.

ALEX HART CAREER STATISTICS

Year	GP	UA	Asst	Tcks	TFLs-Yds	Sks-Yds	PBU	INT-Yds	FF	FR-Yds
2015	9	1	1	2	0.0-0	0.0-0	0	0-0	0	0-0
2016	12	17	9	26	4.0-8	1.0-1	1	0-0	1	1-0
2017	12	30	28	58	5.5-19	1.0-8	3	0-0	1	1-0
Totals	33	48	38	86	9.5-27	2.0-9	4	0-0	2	2-0


Career Highs: Tackles - 9 vs. UNLV 11/17/18, 9 vs. Air Force 9/30/18; Tackles for Loss - 1.5 vs Air Force 9/30/18; Sacks - 1.0 vs. Air Force 9/30/19, 1.0 at New Mexico State 9/10/16; Passes Defended - 2 vs. New Mexico State 9/9/18; Forced Fumbles - 1 vs. Air Force 9/30/18, 1 at Colorado State 11/19/16; Fumbles Recovered - 1 vs. Abilene Christian 9/2/181 vs. Wyoming 11/26/16.



EMMANUEL HARRIS WR



ALEX HART LB



2 DELANE HART-JOHNSON
WIDE RECEIVER
6-4 * 219 * SR * 2L-RS
Philadelphia, Penn.
L.A. Valley College
Martin Luther King HS

New Mexico: Tall wide receiver with great hands who is a dangerous target ... became first player in school history with three career catches of 80 yards or more, and he did that in a span of five games ... a 2015 Academic All-Mountain West selection ... missed the 2015 season with an injury.

2017 (Redshirt Junior Season): Played in all 12 games, and he was third on the team in catches with 15 and he was second in yards with 310 ... caught one touchdown ... caught a career-high three passes for 77 yards with a long of 47 against Abilene Christian ... also had two catches against New Mexico State, Boise State, Fresno State, Texas A&M and San Diego State ... had one catch against Air Force, but it was a 49-yard touchdown ... had three 40+ yard catches ... along with his 49-yard touchdown against Air Force, had a 47-yarder against Abilene Christian and a 44-yard catch against Fresno State.

2016 (Junior Season): Redshirted.

2015 (Sophomore Season): Played in all 13 games with three starts ... caught 11 passes for 327 yards and two touchdowns ... his 29.7 yards per catch led the team ... also had one kickoff return for 18 yards ... recorded one special teams tackle ... had a pair of catches against Mississippi Valley State and Nevada ... became the first player to not only have three 80-yard catches in a career, but he did it in the span of five games ... raced 86 yards after getting behind the defense for the fifth-longest completion in school history, scoring his first Lobo touchdown in the process ... nearly duplicated the feat the next game against Boise State, catching an 81-yard pass before getting knocked out of bounds at the 1-yard line ... caught a 92-yard touchdown pass against Arizona in the Gildan New Mexico Bowl, the second-longest in school history the fourth-longest in NCAA bowl history ... not only recovered an onside kick from Air Force, but returned it the Falcon 27-yard line, leading to the clinching touchdown in a 47-35 win.

Junior College: Played one season at L.A. Valley College for head coach Juan Navarro ... caught 35 passes for 561 yards and four touchdowns ... averaged 16 yards per catch ... his 35 catches were good for ninth in the Pacific Conference, and his 561 yards were fifth ... had L.A. Valley's opening touchdown of the season on a 4-yard catch against San Diego Mesa ... was superb against L.A. Southwest with a career-best six catches for a career-high 106 yards ... his only



DELANE HART-JOHNSON **WR**

catch against Antelope Valley was a big one, a 71-yard touchdown with 4:48 left to give his team a 30-27 win ... finished the season in style with a five-catch, two-touchdown effort against West L.A.

High School: Lettered in football at Martin Luther King High School for head coach Ed Dunn ... MLK was the 3A public school champions ... as a senior he was named first team all-state, first team all-Southeastern Pennsylvania, and first team all-city ... played in three high school all-star games, the Big33, the Chesapeake Bowl and the Pennsylvania East vs. West Game ... set the school record with 1,179 receiving yards as a senior.

Personal: His mother is Tiameca Hart ... has four brothers James Johnson, Will Parks, Antwain Kitt and Nadir McLeod ... birthday is November 17, 1995 ... is majoring in liberal arts.

DELANE HART-JOHNSON CAREER STATISTICS

Year	GP	Rec	Yards	TD	Long	Att	Yards	TD	Long
2015	13	11	327	2	92	0	0	0	0
2017	12	15	310	1	49	0	0	0	0
Totals	25	26	637	3	92	0	0	0	0

Career Highs: Receptions - 3 vs. Abilene Christian 9/2/17; Receiving Yards - 92 vs. Arizona 12/19/15; Long - 92 vs. Arizona 12/19/15; TDs - 1 vs. Air Force 9/30/18, 1 vs. Utah State 11/7/15; 1 vs. Arizona 12/19/15



23 MARCUS HAYES
SAFETY
6-0 * 199 * FR * RS
Rockford, Ill.
Rockford East HS

New Mexico: Talented safety who is an excellent tackler.

2017 (Freshman Season): Redshirted.

High School: Lettered at Rockford East for coach Gary Griffin ... recorded 85 tackles as a senior with 4.0 tackles for a loss and five interceptions, adding three passes defended, three forced fumbles and a fumble recovery ... overall he recorded eight interceptions over his varsity career, and he added four punt return touchdowns ... also played on offense, where he scored 28 offensive touchdowns

in three seasons, including 12 receiving as a junior when as caught 37 passes for 725 yards ... named All-State and All-Conference as a junior and senior ... chose the Lobos over Western Michigan, Central Michigan and Buffalo.

Personal: Full name is Marcus Anthony Hayes ... his mother is Jill Sullivan ... his birthday is May 8, 1999 ... majoring in business.



MARCUS HAYES **S**



39 JOHNNY HERNANDEZ
SAFETY
 5-10 * 187 * JR * RS
 Temecula, Calif.
 Saddleback JC
 Great Oak HS

New Mexico: Late JC addition that gave great depth during his redshirt year.

2017 (Junior Season): Redshirted.

Junior College: Lettered at Saddleback Junior College ... recorded 32 tackles as a sophomore with one sack, two fumble recoveries and two breakups ... had a career-best seven tackles with a half-sack against L.A. Harbor in a 46-14 win ... also had a half sack as part of a two-tackle game in a 28-21 win over Orange Coast ... had fumble recoveries against Grossmont and Riverside.

High School: Lettered at Great Oak High School ... recorded 93 tackles with 2.0 TFLs as a senior ... also recorded three interceptions, 12 passes defended, two forced fumbles and a blocked punt ... also played on offense, catching 18 passes for 233 yards and a touchdown, and he also rushed for 137 yards on 24 carries ... as a junior, he recorded 52 tackles with eight passes defended and three forced fumbles ... rushed for 385 yards on 54 carries ... also caught a pair of passes for 64 yards.

Personal: Majoring in liberal arts.



14 RAFAEL HIDALGO
WIDE RECEIVER
 5-10 * 173 * SR * IL-RS
 Brooklyn, N.Y.
 Hudson Valley JC
 Lane HS

New Mexico: Talented wide receiver who searched out UNM after a career as a JC quarterback ... a 2016-17 and 2017-18 Lobo Scholar-Athlete ... a 2017 Mountain West All-Academic selection.

2017 (Redshirt Junior Season): Played in six games as a receiver and on special teams ... caught one pass, on the final UNM drive against New Mexico State, for 13 yards.

2016 (Junior Season): Redshirted.

Junior College: Played two seasons as a quarterback at Hudson Valley Junior



**N
E
W
M
E
X
I
C
O**



RAFAEL HIDALGO
WR

College where he led HVJC to a Bowl game ... was a two-year starter.
High School: Lettered in football at Lane High School ... led his team to the 2013 New York state title.

Personal: Full name is Rafael Hidalgo Javet ... father is Jonas Rodriguez ... has four brothers, Ronny, Sadiel, Jancel and Wandel, and six sisters, Jossy, Yinesi, Sharon, Amber, Pudi and Maribel ... birthday is January 2, 1996 ... picked his number because his parents' favorite number is seven, so

RAFAEL HIDALGO CAREER STATISTICS

Year	GP	Rec	Yards	TD	Long	Att	Yards	TD	Long
2017	6	1	13	0	13	0	0	0	0
Totals	6	1	13	0	13	0	0	0	0

Career Highs: Receptions - 1 vs. New Mexico State 9/9/18; Yards - 13 vs. New Mexico State 9/9/18; Long - 13 vs. New Mexico State 9/9/18



24 COREY HIGHTOWER
CORNERBACK
 5-11 * 176 * SO * IL-RS
 Huntsville, Texas
 Huntsville HS

New Mexico: A high school teammate of fellow 2016 signee Jay Griffin.

2017 (Redshirt Freshman Season): Played in all 12 games, mostly on special teams ... did get some time at cornerback.

2016 (Freshman Season): Redshirted.

High School: Lettered at Huntsville High School for coach Rodney Southern ... recorded three interceptions as a senior, and returned those for 99 yards ... also served as his teams' kick-off returner ... three-year starter ... named to the Dave Campbell



COREY HIGHTOWER
CB

Super Team Top Defensive Backs (one of four on the squad) ... named First Team All-District at Corner as a senior and a junior.

Personal: Full name is Corey Dohn Hightower ... is parents are Corey Freeman and Tinita Hightower ... has two brothers Dohn and Dacoby, and a sister Kiersten ... birthday is September 22, 1997 ... Is undecided on a major.



8 WILLIE HOBDY

CORNER BACK

6-2 * 181 * JR * 1L

Garland, Texas
Coffeyville CC
North Garland HS

New Mexico: A natural corner who can also play safety.

2017 (Sophomore Season): Played in 11 games with one start, recording nine tackles ... started against Texas A&M ... had a career-high four tackles against Wyoming ... added three tackles against Texas A&M ... had tackles against Abilene Christian and Utah State.

Junior College: Lettered at Coffeyville CC for coach Aaron Flores ... named Second Team Kansas Jayhawk Community College All-Conference ... had 44 tackles, 9 pass break-ups and 3 interceptions ... picked off two passes, including one for a touchdown, against Hutchinson ... chose the Lobos over UNLV, Arkansas State, Southern Miss, Texas State and Western Kentucky.

High School: Lettered at North Garland for coach Joe Castillo ... was named Second Team All-District 11-5A both in 2012 and 2013 ... also lettered twice in track where he clocked the fourth-fastest 110-hurdle time in school history with a 15.19 and a triple jump of 42-11.5, seventh-best ... regional qualifier in the 110 hurdles.

Personal: Full name is Willie Thomas Hobdy, Jr. ... his parents Willie Hobdy and Loretta Prince ... has four brothers, Joe, Jason, Brandon and Jaylan, and a sister, Laprinca ... his birthday is August 4, 1996 ... majoring in liberal arts.

WILLIE HOBDY CAREER STATISTICS

Year	GP	UA	Asst	Tcks	TFLs-Yds	Sks-Yds	PBU	INT-Yds	FF	FR-Yds
2017	11	6	3	9	0.0-0	0.0-0	0	0-0	0	0-0
Totals	11	6	3	9	0.0-0	0.0-0	0	0-0	0	0-0

Career Highs: Tackles - 4 at Wyoming 10/28/18;



69 BEAU HOTT

OFFENSIVE LINE

6-4 * 268 * JR * 2L-RS

Plano, Texas
Plano HS

New Mexico: Gifted lineman that Lobo coaches have recruited heavily.

2017 (Redshirt Sophomore Season): Served as a back-up center and protector on field goals and PATs, playing in all 12 games ... saw action at center against Abilene Christian and Texas A&M.

2016 (Redshirt Freshman Season): Served as a back-up center and protector on field goals and PATs, playing in all 12 games for UNM.

2015 (Freshman Season): Redshirted.

High School: Lettered in football at Plano High School under coach Jaydon McCullough ... as a senior he was named First Team Texas District 6-6A ... rated a three-star recruit by ESPN.

Personal: Full name is Beau Charles Hott ... his parents are John and Susie Hott ... has a sister, Casey ... birthday is May 20, 1996 ... majoring in liberal arts.



68 NICK IACOVANGELO

OFFENSIVE LINE

6-7 * 314 * JR * 1SQ-RS


Rochester, N.Y.
ASA College-Brooklyn
McQuaid Jesuit HS

New Mexico: Brings immediate size to the offensive line ... was a teammate of former Lobo Ray Baylor III at ASA College-Brooklyn.

2017 (Redshirt Sophomore Season): Did not see any action.


2016 (Sophomore Season): Red-shirted.

Junior College: Lettered for two seasons at ASA College-Brooklyn, where he played on the offensive line ... Second Team All-Northeastern Football Conference as a sophomore ... was an All-American Academic Scholar pick.



High School: Lettered at McQuaid Jesuit High School.

Personal: Full name is Nicholas Iacovangelo ... his mother is Denise Iacovangelo ... has a brother, Alex ... birthday is February 21, 1996 ... majoring in liberal arts.



54 RADSON JANG
OFFENSIVE LINE
6-1 * 242 * FR * RS
Honolulu, HI.
Army Prep/Kamehameha HS

New Mexico: Spent time at Army Prep after attending Kamehameha High School in Honolulu.

2017 (Freshman Season): Redshirted.

High School: Lettered at Kamehameha High School for coach Doug Cosby ... was named First Team All-ILH as a senior center ... was named Second Team All-State by the Honolulu Advertiser.

Personal: Full name is Radson Yu Sung Jang ... majoring in physical education.



55 AARON JENKINS
OFFENSIVE LINE
6-2 * 307 * JR * 2L-RS
Dallas, Texas
Lincoln HS

New Mexico: Very intelligent lineman ... a 2014-15 Lobo Scholar-Athlete ... can set the UNM record for most games played ... a 2015 Academic All-Mountain West selection.

2017 (Redshirt Junior Season): Started and played in all 12 games, starting the opening seven games at right guard and the final five games at right tackle ... was named Honorable Mention All-Mountain West.

2016 (Redshirt Sophomore Season): Started and played in all 12 games, starting two games at right tackle and the other 10 at right guard ... was named Honorable Mention All-Mountain West.

2015 (Redshirt Freshman Season): Started and played in all 13 games, starting the opener at right tackle before moving to right guard for the 12 games ... had an overall grade of 75 percent, and he led the team with 127 knockdown ... had six games of double-digit knockdown ... was at his best against New Mexico State, with 20 knockdowns and an overall grade of 78 percent ... registered 16 knockdowns against Colorado State ... had 14 knockdowns against Utah State ...

NEW MEXICO



AARON JENKINS
OL

was superb against Air Force with nine knock-downs and an overall grade of 83 percent against Air Force.

2014 (Freshman Season): Played in the first two games of the season before injuring his shoulder ... received a medical hardship.

High School: A three-star Scout.com recruit who was a two-time All-District 12-4A performer on both sides of the ball for Lincoln High School ... rated a top-100 offensive guard in the nation by 247 Sports ... helped the Tigers reach the

area round of the Texas State Class 4A playoffs with an 8-4 record in 2013 ... a first-team All-District 12-4A offensive guard and defensive tackle as a senior ... Lincoln averaged 34.4 points per game offensively and ranked eighth in Texas 4A in total defense, surrendering just 256.0 yards per game ... a first-team All-District 12-4A selection at offensive guard and defensive tackle as a junior in 2012 ... helped Lincoln advance to the area round of the state 4A playoffs with a 10-3 record ... the Tigers offense averaged 35.0 points per game, and their defense ranked second in 4A in yards allowed at 206.0 per game ... also received offers from Rice and Texas Tech.

Personal: Full name is Aaron Alexander Jenkins ... mother is Lisa Jenkins ... has a brother, Samuel ... born on September 13, 1995 ... majoring in liberal arts.



33 JAVOHN JONES
RUNNING BACK
5-10 * 185 * JR * 2L-RS
Albuquerque, N.M.
LaCueva HS

NEW MEXICO



JAVOHN JONES
RB

New Mexico: Former walk-on running back who added depth to the position, earning a scholarship after the 2017 season ... a 2014-15, 2016-17 and 2017-18 Lobo Scholar-Athlete ... a 2016-17 and 2017-18 Mountain West Scholar-Athlete.

2017 (Redshirt Sophomore Season): Played in four games ... had one rush on the season ... also saw some action on special teams.

2016 (Redshirt Freshman Season): Played in four games, rushing six times for 37 yards ... had a career-best 37 yards on five carries against ULM.

2015 (Freshman Season): Redshirted.

High School: Lettered in football and basketball at LaCueva High School ... rushed for 907 yards and eight touchdowns as a senior, including a career-best 92-yard run ... averaged 7.5 yards per carry and had three 100-yard games ... added 336 yards receiving with two TDs on 14 catches.

Personal: Full name is Javohn Ray Jones ... parents are Jason Jones and April Rey ... has four brothers, Tyrell, Javion, Perris and Justin, and three sisters, Chantelle, Jerzie and Shanessa ... birthday is January 16, 1997 ... is majoring in liberal arts.

JAVOHN JONES CAREER STATISTICS

Year	GP	Att	Yards	TD	Long	Rec	Yards	TD	Long
2016	4	6	37	0	11	0	0	0	0
2017	4	1	-2	0	0	0	0	0	0
Totals	8	7	35	0	11	0	0	0	0

Career Highs: Rushes - 5 vs. ULM 10/22/16; Yards - 38 vs. ULM 10/22/16; Long - 11 vs. ULM 10/22/16



47 DYLAN KELLY-ROMERO

KICKER

5-10 *192 *FR *RS

Los Lunas, N.M.

Los Lunas HS

New Mexico: Walk-on kicker who displayed a strong leg in practice ... a 2017-18 Lobo Scholar-Athlete.

2017 (Sophomore Season): Redshirted.


High School: Lettered in football at Los Lunas High School ... was named to the 5A all-state team and also played in the state all-star game.

Personal: Full name is Dylan Kelly-Romero ... majoring in liberal arts.

NEW MEXICO



DYLAN KELLY-ROMERO **K**



18 JONAH LEYVA
QUARTERBACK
6-0 * 189 * FR * RS
Carlsbad, N.M.
Carlsbad HS

New Mexico: Walk-on quarterback that gained great experience in 2017.

2017 (Freshman Season): Redshirted.

High School: Lettered in football at Carlsbad High School ... threw for 699 yards on 83-of-142 passing with three touchdowns ... also rushed for 334 yards and a touchdown ... served as his teams' punter, averaging 34.1 yards per kick.

Personal: Majoring in business.



JONAH LEYVA
QB

93 yards for a touchdown against ULM, giving UNM a kickoff return for a touchdown in seven straight seasons ... reeled off a 48-yard return against Colorado State.

High School: Lettered in football at Cajon High School ... recorded 64 career tackles on varsity over two seasons plus one game ... had 46 tackles as a junior with five interceptions ... overall had seven career interceptions ... also played on offense, rushing for 196 yards as a senior with three touchdowns ... had 13 catches as a senior for 269 yards and four touchdowns after 14 catches for 135 yards and a touchdown as a junior ... was unreal as a kickoff returner, returning 13 kickoffs for five touchdowns and a 60.5 yard average ... also returned 12 kickoffs for a 32.1 yard average with a touchdown as a junior ... averaged 20.9 yards per punt return as a senior.

Personal: Full name is Elijah Marcel Lilly ... parents are Jerry Lilly and Monique Ware ... has two brothers, Tahjhay and Syrano, and six sisters, Jazmine, Amori, Liric, Justice, Emajea and Solana ... birthday is February 10, 1998 ... majoring in history.



ELIJAH LILLY
WR/KR

ELIJAH LILLY CAREER STATISTICS

Year	PR	Yards	Avg.	TD	Long	KOR	Yards	Avg.	TD	Long
2016	0	0	0.0	0	0	19	521	27.4	1	93
2017	0	0	0.0	0	0	31	731	23.6	1	100
Totals	0	0	0.0	0	0	50	1252	25.0	2	100

Career Highs: Kickoff Returns - 6 at Wyoming 10/28/17; Yards - 181 at Texas A&M 11/11/17; Long - 100 at Texas A&M 11/11/17; TDs - 1 at Texas A&M 11/11/17, 1 vs. ULM 10/22/16.




19 ELIJAH LILLY
CORNERBACK
6-0 * 159 * JR * 2L
San Bernardino, Calif.
Cajon HS

New Mexico: Only true freshman to break into the lineup in 2016 ... Coach Davie referred to him as "The Magic Man" in preseason camp for his kick returning ability ... Mountain West All-Academic in 2016 and 2017 ... a 2017-18 Lobo Scholar-Athlete

2017 (Sophomore Season): Played in all 12 games, returning kickoffs and serving as a corner ... as a kickoff returner he averaged 23.6 yards per return on 31 returns ... scored a touchdown, his second career kickoff return touchdown, on a 100-yard return against Texas A&M ... had a touchdown earlier in that game of 98 yards called back upon review, and had a 100-yard kickoff return called back against New Mexico State on a penalty well behind play ... had a 43-yard return against UNLV to open that game ... also recorded 14 tackles on defense, 13 solos with one pass breakup ... had a career-high three tackles against both Abilene Christian and New Mexico State.

2016 (Freshman Season): Was originally slated to redshirt, but due to injuries at corner, he was pressed into service against Boise State ... while he has played corner at times, biggest contribution has been as a kickoff returner ... opened his return career with four returns for 160 yards, including a long of 51 as he earned Mountain West Special Teams Player of the Week ... returned a kickoff



7 BLAIR MANLY
CORNERBACK
6-1 * 196 * SO * 1L-RS
Albuquerque, N.M.
Cibola HS

New Mexico: One of the top New Mexico prep athletes in his class ... is a valuable special teams player ... a 2015-16 Lobo Scholar-Athlete ... a Mountain West All-Academic pick in 2017.

2017 (Redshirt Sophomore Season): Saw action in all 12 games mostly on special teams ... recorded one tackle on the season, against UNLV.

NEW MEXICO



BLAIR MANLY

NM



CB

2016 (Redshirt Freshman Season): Saw action in three games, recording a tackle against ULM.

2015 (Freshman Season): Redshirted.

High School: Lettered in football at Cibola High School in Albuquerque ... played for head coach Rod Williams ... earned all-state, all-district and all-metro honors ... was a dual threat at Cibola as both a defensive back and a receiver ... on defense as a senior, he helped Cibola to a 6-5 record, recording 35 tackles, picking off two passes

(and returning them 67 total yards) and breaking up another nine ... that came on the heels of a junior season that saw him record 45 tackles and four take-aways (three interceptions and a fumble recovery) along with two pass break-ups ... as a senior he also caught 19 passes for 425 yards and seven touchdowns and rushed for 133 yards and a score ... all told as a senior he scored 56 points on seven touchdown catches, a touchdown run, an interception return for a touchdown, and a two-point conversion ... also returned kickoffs and punts as a junior and a senior ... was sometimes used on gadget plays to throw, going 3-for-4 in the last two seasons for 133 yards and a touchdown throwing ... also was outstanding in track, running in several relays along with the 400-meter.

Personal: His parents are John and Monica Manly ... has two sisters Bria and Brailee ... birthday is October 27, 1996 ... majoring in communications.

BLAIR MANLY CAREER STATISTICS

Year	GP	UA	Asst	Tcks	TFLs-Yds	Sk-Yds	PBU	INT-Yds	FF	FR-Yds
2016	3	0	1	1	0.0-0	0.0-0	0	0-0	0	0-0
2017	12	1	0	1	0.0-0	0.0-0	0	0-0	0	0-0
Totals	15	1	1	2	0.0-0	0.0-0	0	0-0	0	0-0

Career Highs: Tackles - 1 vs. UNLV 11/11/17; 1 vs. ULM 10/22/16.



10 KAMERON MILLER
SAFETY
6-2 * 197 * FR * RS
Las Cruces, N.M.
Las Cruces HS

New Mexico: Talented player who comes from a state powerhouse program in Las Cruces ... started as a quarterback but switched to safety early in his freshman year.

2016 (Freshman Season): Redshirted.

High School: Lettered at Las Cruces High School and coach Jim Miller in football

NEW MEXICO



KAMERON MILLER

NM



S

... also was a three-year letterman in baseball ... was named First team All-District for three seasons, and he was the 2013 Offensive Newcomer of the Year ... was named Second Team All-State in 2015 and was a two-time MVP by NMPreps.com ... threw for 2,199 yards, completing 62.1% of his passes with 17 touchdowns and just three interceptions as a senior, leading Las Cruces to the state semifinals ... also ran for 1,542 yards and 26 touchdowns, averaging 128.5 yards per game on the ground with five 100-yard games ... threw for 1,960 yards and 20 touchdowns as a junior,

completing 63.4% of his passes ... also rushed for 724 yards and five touchdowns with five 100-yard games ... sported career numbers of 6,069 yards with 63 touchdowns and a completion rate of 62% to go with 3,340 yards rushing and 36 touchdowns ... a four-time academic achievement winner (3.5 GPA or better) and took part in community service initiative such as reading at Las Cruces elementary schools and working with local veterans groups.

Personal: Full name is Kameron Kain Miller ... parents are Jim and Amy Miller ... has two sisters, Kaitlyn and Taylor ... date of birth is February 16, 1998 ... majoring in business.



91 JOHN MITCHELL

PUNTER

6-1 * 194 * FR * RS

Great Falls, Va.

Our Lady of Good Counsel

New Mexico: Served as the backup punter in 2017 ... a 2017-18 Lobo Scholar-Athlete.

2017 (Freshman Season): Redshirted.

High School: Lettered at Our Lady of Good Counsel, where he punted and served as the placekicker ... averaged 38.6 yards per punt as a senior on 35 punts, with a long of 53 yards ... had eight punts punted inside the 20 ... was 2-for-3 on field goals with a long of 35 ... went 24-for-29 on extra points.

Personal: Full name is John Michael Mitchell, but also goes by J.T. ... birthday is July 18, 1999 ... majoring in business.

NEW MEXICO




JOHN MITCHELL

NM



P



81 AARON MOLINA
WIDE RECEIVER
6-3 * 200 * SR * 1L
Albuquerque, N.M.
College of the Canyons
Valley HS



24 KENTRAIL MORAN
RUNNING BACK
5-9 * 203 * SO * 1L-RS
O'Fallon, Ill.
O'Fallon HS



New Mexico: Strong receiver with good hands that originally signed with UNM in 2014.

2017 (Junior Season): Saw action in all 12 games, catching two passes for 20 yards with a touchdown ... also recorded two tackles ... made his first UNM catch at Fresno State ... scored his first UNM touchdown on a 12-yard pass against Colorado State.

Junior College: Lettered at Mesa Community College ... played in 10 games as a sophomore, catching 23 passes for 485 yards

and four touchdowns ... had a season-high five catches in the season opener against Phoenix College, going for 95 yards ... had three catches for 108 yards against Snow with two touchdowns, including an 87-yard score ... only catch in a rematch with Phoenix was a 54-yard touchdown ... only catch against Pima went for a career-long 95 yard touchdown ... played in nine games as a freshman, with 37 receptions for 553 yards and six touchdowns ... had five catches three different times, including against Snow when he had a career-high 142 yards receiving ... had a pair of touchdowns against Phoenix and New Mexico Military ... two touchdowns were part of a four-catch day.

High School: Lettered at Valley High School ... played in just seven games as a senior, catching 25 balls for 663 yards ... had a long reception of 87 yards ... as a junior he played in 11 games, catching 33 passes for 588 yards and seven touchdowns ... had a long of 59.

AARON MOLINA CAREER STATISTICS

Year	GP	Rec	Yards	TD	Long	Att	Yards	TD	Long
2017	12	2	20	1	12	0	0	0	0
Totals	12	2	20	1	12	0	0	0	0

Career Highs: Receptions - 1 vs. Colorado State 10/20/17, 1 at Fresno State 10/14/17; Yards - 12 vs. Colorado State 10/20/17; Long - 12 vs. Colorado State 10/20/17; TDs - 1 vs. Colorado State 10/20/17



New Mexico: Late signee, but extremely talented and one of UNM's most highly sought after recruits ... had offers from Big Ten schools including Iowa, Wisconsin and Illinois

2017 (Redshirt Freshman Season): Saw action in six games, rushing 14 times for 32 yards ... had a career-best 13 yards on just three carries against Abilene Christian ... had 10 yards against San Diego State.

2016 (Freshman Season): Redshirted.

High School: Lettered at O'Fallon High School ... rated a three-star recruit by Rivals and 247 Sports ... rated by Rivals as one of the country's top-20 running backs, and 247 Sports rated him 17th ... rushed for 3,569 yards on 692 carries in his career with 27 rushing TDs ... rushed for 1,379 yards in nine games as a senior with 13 TDs and seven 100-yard games ... caught 65 career passes, with a long of 67, and completed two career passes ... named All-State and All-Metro East.

Personal: Full name is Kentrail Myriek Moran ... parents are Kenneth and Andrea Moran ... has three brothers, Tae, Keyon and Kenneth, and a sister, Tarnisha ... born on November 18, 1997 ... majoring in business administration.

KENTRAIL MORAN CAREER STATISTICS

Year	GP	Att	Yards	TD	Long	Rec	Yards	TD	Long
2017	6	14	32	0	10	0	0	0	0
Totals	1	1	10	0	10	0	0	0	0

Career Highs: Rushes - 4 at San Diego State 11/24/17, 4 at Wyoming, 10/28/17; Yards - 13 vs. Abilene Christian 9/2/17; Long - 10 vs. Abilene Christian 9/2/17.



54 LANGSTON MURRAY
DEFENSIVE LINE
6-2 * 318 * FR * RS
Logansport, La.
Logansport HS


New Mexico: Highly sought-after lineman from Louisiana that is very quick for his size.

2017 (Freshman Season): Redshirted.

High School: Lettered and started for three years at Logansport for coach Kevin McGee ... named First Team All-State and First Team All-District ... helped Logansport to the Class 1A Louisiana State Championship in 2016, played in the Mercedes-Benz Superdome ... as a junior recorded 92 total tackles, 36

tackles for a loss and 7 sacks ... played on both sides of the line ... rushed for 40 yards as a Wildcat QB in the quarterfinal game of his senior year ... chose the Lobos over ULM and TCU.

Personal: Full name is Langston LaClark Murray ... his mother is Jamecia Murray and his grandmother is Patricia Murray ... his birthday is April 20, 1999 ... majoring in business.



14 GABE ORTEGA
SAFETY
6-1 * 199 * SO * IL-RS
Rio Rancho, N.M.
Cleveland HS

New Mexico: Local product who quarterbacked Cleveland to a state title ... a 2016-17 and 2017-18 Lobo Scholar-Athlete and a 2017-18 Mountain West Scholar-Athlete ... a 2017 Mountain West All-Academic selection.

2017 (Redshirt Freshman Season): Saw action in all 12 games, and earned time at safety by the end of the season ... recorded five tackles on the year ... had a career-high two in his first game, against Abilene Christian and again in the finale against San Diego State ... also had a tackle against Texas A&M.

2016 (Freshman Season): Redshirted.

High School: Lettered at Cleveland High School and coach Heath Ridenour ...

threw for 2,486 yards and 25 touchdowns with just five interceptions, completing 65.2% of his passes ... additionally rushed for 912 yards and nine touchdowns ... had a long pass of 76 yards and a long rush of 73, and also caught a 68-yard touchdown ... also recorded 41 tackles as a defensive back with three interceptions ... as a junior he threw for 1,639 yards and 14 touchdowns with four interceptions ... rushed for 729 yards and seven touchdowns ... had an 86-yard rushing touchdown ... named Gatorade Player of the Year for New Mexico.

Personal: Full name is Gabriel James Ortega ... parents are Gabe and Annette Ortega ... has a brother, Trey, and a sister, Kyla ... birthday is August 30, 1997 ... is undecided on a major.

GABE ORTEGA CAREER STATISTICS

Year	GP	UA	Asst	Tcks	TFLs-Yds	Sks-Yds	PBU	INT-Yds	FF	FR-Yds
2017	12	4	1	5	0.0-0	0.0-0	0	0-0	0	0-0
Totals	12	4	1	5	0.0-0	0.0-0	0	0-0	0	0-0

Career Highs: Tackles - 2 at San Diego State 11/24/17; 2 vs. Abilene Christian



85 AARON OVERACKER
TIGHT END
6-3 * 232 * SO * 150-RS
Albuquerque, N.M.
La Cueva HS

New Mexico: A walk-on who quickly grasped the offense ... will look to make an impact on special teams ... a 2016-17 and 2017-18 Lobo Scholar-Athlete.

2017 (Redshirt Sophomore Season): Did not see any action.

2016 (Redshirt Freshman Season): Did not see any action.

2015 (Freshman Season): Redshirted

High School: Lettered at La Cueva High School in Albuquerque in football, basketball and



track ... a two-year starter at defensive end and tight end ... caught 14 passes for 203 yards with four TDs as a senior ... as a senior he was named 6A Second Team All-State at tight end, 6A First Team All-Metro, First Team All-District 2-6A after earning First Team All-District 2-5A as a tight end as a junior ... caught eight passes for 164 yards and 2 TDs as a junior ... was a Second Team All-District 2-5A pick in basketball, and was a state qualifier in the shot put.

Personal: Full name is Aaron Alfred Hernandez Overacker ... birthday is October 10, 1996 ... parents are Patrick and Rosa ... majoring in General Engineering.



25 TYRONE OWENS
RUNNING BACK
5-9 * 187 * JR * 2L-RS
Manor, Texas
Manor HS

New Mexico: Turned into a tremendous asset offensively and enters his senior season 17th in career rushing at UNM ... a 2015 Spring Camp Hard Hat winner.

2017 (Redshirt Junior Season): Played in all 12 games, starting 11 ... led the Lobos in rushing with 770 yards and he was tied for second with four rushing touchdowns ... also added seven receptions for 20 yards ... had a pair of 100-yard games ... had a season-high 164 yards on just 15 carries with a touchdown ... had a long of 67 yards in that game, his longest of the season ... rushed for 159 yards on 16 carries with a touchdown against Colorado State with a long of 54 yards ... rushed for 84 yards against Air Force ... had 44 yards against Utah State with a pair of receptions ... rushed for 41 yards in the opener against Abilene Christian with a touchdown ... had 46 yards and a touchdown against Boise State.

2016 (Redshirt Sophomore Season): Played in 11 games with seven starts ... became the 19th player in school history to break the 1,000-yard mark ... rushed for 1,084 yards on 134 carries with a long of 83 and seven touchdowns ... has also caught seven passes for 54 yards ... has five 100-yard rushing games ... rushed for a career-high 171 yards on just nine carries against ULM, including an 83-yard run, a career-long run ... rushed for 157 yards on 12 carries against Colorado State with a 79-yard touchdown ... had 134 yards rushing, including a

72-yard touchdown run, including two receptions ... had 117 yards rushing with a touchdown on 16 carries along with two catches for 27 yards ... had a 126 yards and a touchdown against Air Force ... added a touchdown and 82 yards against Boise State.

2015 (Redshirt Freshman Season): Saw action in 12 games, rushing 24 times for 118 yards

NEW MEXICO



TYRONE OWENS

RB

and three touchdowns ... got his career off to a nice start with two touchdowns against Mississippi Valley State, coming on his first two carries ... made his biggest impact of the season against Arizona State when he raced for a 65-yard touchdown ... had 15 yards on three carries against Nevada.

2014 (Freshman Season): Redshirted.

High School: A member of two All-State, two All-Central Texas and three All-District 17-4A teams, he rushed for 2,975 yards and had 688 receiving yards during his high school career at Manor ... an honorable mention All-State, a third-team All-Central Texas and a first-team All-District 17-4A selection his senior year for the Mustangs ... 122 carries for 1,146 yards and 22 touchdowns, and six receptions for 58 yards ... Manor went 9-2 in 2013 and advanced to the Texas 4A state playoffs ... enjoyed an outstanding year as a junior in 2012 in earning third-team All-State, third team All-Central Texas and first-team 17-4A honors ... rushed for 1,551 yards and 17 TDs on 171 carries, and added 37 receptions for 421 yards and five TDs ... the Mustangs finished 12-4 and advanced to the semifinals of the 4A playoffs ... in 2011, had 40 carries for 278 yards and eight touchdowns and 19 receptions for 209 yards ... a second-team All-District 17-4A selection ... the Mustangs finished 5-6 and advanced to the 4A state championship bracket ... is a power lifter and runs track for Manor.

Personal: Born on September 30, 1994 ... is majoring in liberal arts.

TYRONE OWENS CAREER STATISTICS

Year	GP	Att	Yards	TD	Long	Rec	Yards	TD	Long
2015	12	24	118	3	65	0	0	0	0
2016	11	134	1084	7	83	7	54	0	23
2017	12	139	770	4	67	7	20	0	6
Totals	35	297	1972	14	83	14	74	0	23

Career Highs: Rushes - 18 at Texas A&M 11/11/17; Yards - 171 vs. ULM 10/22/16; TDs - 2 vs. Mississippi Valley State 9/5/15; Long - 83 vs. ULM 10/22/16; Receptions - 2 vs. Utah State, 11/4/17, 2 at Hawai'i 10/29/16, 2 vs. San Jose State 10/1/16; Yards - 27 vs. San Jose State 10/1/16; Long - 23 vs. San Jose State 10/1/16



4 BIJON PARKER
DEFENSIVE BACK
6-0 * 200 * JR * 2L-RS
Los Angeles, Calif.
Fairfax HS

New Mexico: Redshirted in 2014 but was in school and participated in spring practice in 2014 ... one of UNM's top coverage players.

2017 (Redshirt Junior Season): Played and started eight games at safety ... missed four games with a broken arm but returned for the finale ... recorded 23 tackles with an interception, three breakups, a fumble recovery and 2.0 sacks for eight yards ... recorded a career-high six tackles against Abilene Christian in the season opener ... recorded his first career interception late in the fourth quarter against Tulsa ... that pick came in a tie game and UNM drove for the winning walk-off field goal ... also had a pass breakup in that game ... recovered a fumble against Fresno State ... had four tackles against Colorado State, but suffered a broken arm in that game ... returned just four weeks later with a padded cast and made two tackles against San Diego State.

2016 (Redshirt Sophomore Season): Played in 12 games as a reserve corner and special teamer ... recorded six tackles on the season along with a fumble recovery ... had a tackle and a fumble recovery against Rutgers ... had a pair of tackles

against San Jose State and Boise State.

2015 (Redshirt Freshman Season): Played in five games as a reserve corner before suffering a broken collarbone in practice, forcing him to miss the final eight games ... recorded two tackles, one against Mississippi Valley State and one against New Mexico State.

2014 (Freshman Season): Redshirted.

High School: Was an All-California Interscholastic Federation Division I All-City first-team selection and All-Western League first-teamer in 2012 at cornerback

for Fairfax High School ... finished the season with 20 tackles and four interceptions ... also totaled 19 catches for 208 yards and three touchdowns as a wide receiver ... Fairfax finished 6-5 and advanced to the CIF Los Angeles City Section playoffs ... as a junior in 2011, he recorded 29 catches for 378 yards and three TDs, playing primarily on offense ... helped lead Fairfax to another 6-5 record and a spot in the CIF Los Angeles City Section playoffs ... was the Los Angeles Sentinel Student-Athlete of the Week on Oct. 24, 2012 and was named



BIJON PARKER

the overall camp most valuable player at the National Underclassmen Combine 5 Star Showcase in Los Angeles in August of 2012.

Personal: Full name is Bill-Bijon Parker ... parents are Bill Parker and Sharon Dillard ... has two sisters, Shaw and Shanae ... birthday is March 1, 1995 ... is majoring in liberal arts.

BIJON PARKER CAREER STATISTICS

Year	GP	UA	Asst	Tcks	TFLs-Yds	Sks-Yds	PBU	INT-Yds	FF	FR-Yds
2015	5	2	0	2	0.0-0	0.0-0	0	0-0	0	0-0
2016	12	5	1	6	0.0-0	0.0-0	0	0-0	0	1-0
2017	8	13	10	23	2.0-8	2.0-8	3	1-0	0	1-0
Totals	25	20	11	31	2.0-8	2.0-8	3	1-0	0	2-0

Career Highs: Tackles - 6 vs. Abilene Christian, 9/2/17; TFLs - 1.0 vs. Air Force 9/30/17, 1.0 at Boise State 9/14/17; Sacks - 1.0 vs. Air Force 9/30/17, 1.0 at Boise State 9/14/17; Passes Defended - 1 vs Air Force 9/30/17, 1 at Tulsa 9/23/17, 1 vs. New Mexico State 9/9/17; Interceptions - 1 at Tulsa 9/23/17; Fumble Recoveries - 1 at Fresno State 10/14/17; 1 at Rutgers 9/17/16.



27 DANIEL PEABODY
TIGHT END
6-1 * 220 * FR * RS
Tucson, Ariz.
Ironwood Ridge HS


New Mexico: Very strong tight end with a great feel for the offense.

2017 (Freshman Season): Redshirted.

High School: Lettered three times at Ironwood Ridge for coach Matt Johnson ... named All-State by the Arizona Football Coaches Association in 2016 as well as All-Section in 2016 ... caught 42 passes for 794 yards and eight touchdowns over his final two seasons ... also rushed for 302 yards and four touchdowns, and recorded 61 tackles

on defense with two fumble recoveries and three forced fumbles ... also lettered in wrestling and track and field during his high school career ... chose the Lobos over San Jose State and Army.

Personal: Full name is Daniel Guy Peabody ... his parents are Guy and Susan Peabody ... his birthday is February 20, 1999 ... majoring in exercise science.



DANIEL PEABODY



41 JAMES PORTILLA
LINEBACKER
6-1 * 215 * JR * 150 * RS
El Dorado Hills, Calif.
Oak Ridge HS

New Mexico: Walk-on linebacker who turned into a valuable scout team player in his first season ... a 2015-16, 2016-17 and 2017-18 Lobo Scholar-Athlete.

2017 (Redshirt Junior Season): Saw action in one game, against Abilene Christian.

2016 (Redshirt Sophomore Season): Did not see any action.

2015 (Sophomore Season): Redshirted.



JAMES PORTILLA

High School: Lettered in football and wrestling at Oak Ridge High School ... was named Second Team All-Delta River League as a senior in football ... was also named First Team All-Delta River League as a senior in wrestling, winning his weight class.

Personal: Full name is James Michael Portilla ... parents are James and Christine ... has two brothers, Christian and Martin ... born on March 29, 1996 ... is majoring in mechanical engineering.

JAMES PORTILLA CAREER STATISTICS

Year	GP	UA	Asst	Tcks	TFLs-Yds	Sks-Yds	PBU	INT-Yds	FF	FR-Yds
2017	1	0	0	0	0.0-0	0.0-0	0	0-0	0	0-0
Totals	1	0	0	0	0.0-0	0.0-0	0	0-0	0	0-0


EVERETT POWELL CAREER STATISTICS

Year	GP	UA	Asst	Tcks	TFLs-Yds	Sks-Yds	PBU	INT-Yds	FF	FR-Yds
2016	12	1	1	2	0.5-1	0.0-0	0	0-0	0	0-0
2017	12	5	1	6	0.0-0	0.0-0	0	0-0	0	0.0
Totals	24	6	2	8	0.5-1	0.0-0	0	0-0	0	0-0

Career Highs: Tackles - 3 vs. Utah State 11/4/17; TFLs - 0.5 vs. Nevada 11/5/16.



57 EVERETT POWELL
LINEBACKER
6-4 * 235 * SR * 2L-RS
Livermore, Calif.
Laney College
Livermore HS



5 PATRICK REED
WIDE RECEIVER
6-2 * 188 * JR * 2L-RS
Silsbee, Texas
Silsbee HS

New Mexico: Switched late in 2015 Spring Camp from quarterback to wide receiver ... redshirted as a quarterback in 2014.

2017 (Redshirt Junior Season): Played and started in all 12 games, catching six passes for 52 yards ... also added a pair of special teams tackles ... had two catches for 17 yards against Boise State ... also had two catches, for 16 yards, at Wyoming ... had a season-long reception of 21 yards against Colorado State.

2016 (Redshirt Sophomore Season): Played in all 12 games, catching 14 passes for 237 yards and a touchdown ... caught a season-high four passes for 47 yards in the opener against South Dakota ... had three catches against Utah State for 32 yards, including a key third down catch that set up UNM's tying score ... had two catches against Rutgers, including his first career touchdown on a 36-yard catch ... caught two passes for 26 yards against Nevada.

2015 (Redshirt Freshman Season): Played in the first six games before undergoing a medical procedure which forced him to miss the final seven games ... had one catch against Nevada.



New Mexico: Strong, big linebacker that has speed and quickness ... adds to the experience with his defensive line JC background ... extremely strong in the weight room as well.

2017 (Redshirt Junior Season): Saw action in 12 games, recording six tackles ... had a career-high three tackles against Utah State ... added two tackles against San Diego State.

2016 (Redshirt Sophomore Season): Saw action in 12 games, recording two tackles, a half-sack and two quarterback hurries ... had both of his tackles against

ULM ... recorded both quarterback hurries against Nevada.

2015 (Sophomore Season): Redshirted

Junior College: Lettered at Laney College for one season ... played in eight games for Laney ... registered 19 tackles, including five for a loss ... had two sacks for 20 yards ... also added a fumble recovery.

High School: Played both defensive end and tight end at Livermore High School ... had 25 tackles as a senior, including a sack.

Personal: Full name is Everett Marshall Powell ... parents are Marcus Powell and Elizabeth Kraft ... has a brother, Maximus, and three sisters, Mahogany, Allison and Scarlet ... birthday is June 22, 1996 ... majoring in liberal arts.



2014 (Freshman Season): Redshirted.

High School: A three-year starter and two-time District 21-3A Most Valuable Player for the Tigers (junior and senior seasons) ... threw for 4,843 career yards with 46 TDs ... also rushed for 2,772 yards and 24 TDs ... was an honorable mention All-State and a finalist for the Willey Ray Award, which annually goes to the best player in South-east Texas in 2013 ... the Beaumont Enterprise named


him the 2013 Offensive MVP of its Super Gold Football Team ... completed 117 of 199 passes for 1,832 yards with 21 touchdowns and five interceptions during his senior season in 2013 ... also carried the ball 168 times for 1,258 yards and 15 touchdowns ... Silsbee advanced to the regional round of the Class 3A Division I playoffs ... in 2012, completed 132 of 242 passes for 2,159 yards with 18 TDs and eight interceptions ... also ran for 1,087 yards and seven TDs on 141 carries ... named second-team All-State and the Southeast Texas Junior of the Year by TheOldCoach.com ... the Tigers went 10-3 and advanced to the Class 3A quarterfinals ... as a sophomore in 2010, completed 59 of 123 passes for 852 yards with seven touchdowns and eight interceptions ... also ran for 427 yards and three scores on 93 carries ... the Tigers advanced to the 3A playoffs and finished with an 8-3 record.

Personal: Full name is Patrick Lavon Reed ... parents are Paul and Charlotte Hope ... has two brothers, Harry and Paul, and four sisters, Lou, Denise, Desiree and Kennedy ... birthday is December 17, 1995 ... majoring in liberal arts.

PATRICK REED CAREER STATISTICS

Year	GP	Rec	Yards	TD	Long	Att	Yards	TD	Long
2015	6	1	1	0	1	0	0	0	0
2016	12	14	237	1	45	0	0	0	0
2017	12	6	52	0	21	0	0	0	0
Totals	30	21	290	1	45	0	0	0	0

Career Highs: Receptions - 4 vs. South Dakota 9/1/16; Yards - 55 at Rutgers 9/17/16; TDs - 1 at Rutgers 9/17/16; Long - 45 vs. Nevada 11/5/16.



3 D'ANGELO ROSS
CORNER BACK
5-9 * 180 * SR * IL
La Puente, Calif.
Fullerton JC
South Hills HS

New Mexico: Terrific coverage player that can shut down opposing receivers ... one of UNM's top athletes.

2017 (Junior Season): Played in all 12 games and started 11 at corner ... tied for eighth on the team with 28 tackles ... added one TFL and he led the team with 11 pass breakups, tying for 10th in a single-season at UNM ... had a career-high five tackles against Colorado State, and then equaled that against San Diego State ... had two

pass breakups in a game four times; against Tulsa, Fresno State, Colorado State and Texas A&M ... also had breakups against Abilene Christian and Utah State ... recorded four tackles against UNLV.

Junior College: Lettered at Fullerton for Tim Byrnes ... named First Team All SCFA National Division ... recorded 45 tackles his sophomore season with 15 passes broken up and six interceptions ... returned two picks for touchdowns, and also scored on a two-point conversion ... helped his team win the California JC Championship ... chose the Lobos over Arkansas State.

High School: Lettered at South Hills for coach Albert Rodriguez ... recorded 27 tackles as a senior ... added 13 passes defended with three interceptions and a forced fumble ... scored six offensive touchdowns, four receiving on 22 catches for 279 yards, and two rushing on 123 yards.

Personal: Full name is D'Angelo Julius Skyler Ross ... his parents are Daniel and Wendy Ross ... has two brothers, Eddie and D.J., and two sisters, Kimberlee and Tasha ... his birthday is October 29, 1996 ... wants to major in Business Management.

D'ANGELO ROSS CAREER STATISTICS

Year	GP	UA	Asst	Tcks	TFLs-Yds	Sks-Yds	PBU	INT-Yds	FF	FR-Yds
2017	12	21	7	28	1.0-1	0.0-0	11	0-0	0	0-0
Totals	12	21	7	28	1.0-1	0.0-0	11	0-0	0	0-0

Career Highs: Tackles - 5 at San Diego State, 11/24/17; TFLs - 1.0 vs. Utah State 11/4/17; Passes Defended - 2, four times, last at Texas A&M 11/11/17.



50 TETON SALTES
OFFENSIVE LINE
6-6 * 284 * SO * IL-RS
Albuquerque, N.M.
Valley HS

New Mexico: Talented local player who was highly recruited and has tremendous potential having only two years of organized football ... extremely well-rounded individual who is self-taught in several musical instruments (guitar, piano and saxophone) ... spends each summer traveling to the Pine Ridge Indian Reservation in South Dakota to take part in the Ogala Lakota ceremony ... a 2016-17 and 2017-18 Lobo Scholar-Athlete.

2017 (Redshirt Freshman Season): Saw action in four games before an injury ended his season ... switched from defensive line to offensive line a week before

the season opener and was one of UNM's top lineman when he was lost for the

NEW MEXICO



D'ANGELO ROSS **CB**

NEW MEXICO



TETON SALTES **OL**

year ... started at right tackle against Air Force and Fresno State, and played the majority of the game at tackle against Tulsa.

2016 (Freshman Season): Redshirted.

High School: Lettered at Valley High School and coach Enrico Marcelli ... also lettered in basketball and track (100m, 200m, 400m, shot put and discus) ... named Second Team 6A All-State for defensive line ... won a state title in basketball as a sophomore

Personal: His parents are Fontaine Saltes and Laticia DeCory, and his stepdad is Eric Sampson ... his great uncle is former NBA star World B. Free ... has two brothers Eric and Adonis, and he has a sister, Felicia ... father played basketball at Weber State and mother played basketball at BYU and ran track at Utah State.



5 MICHAEL SEWELL, JR.

SAFETY

6-1 * 201 * SR * IL-RS

Palmdale, Calif.

L.A. Valley College
Highland HS

NEW
MEXICO



MICHAEL SEWELL, Jr.

New Mexico: Junior college transfer who can play any defensive back position.

2017 (Junior Season): Played in six games during the season ... recorded 11 tackles ... recorded a career-high four tackles against Wyoming ... had three tackles against Tulsa, including a touch-down-saving tackle in the third quarter that kept UNM in the lead ... had two tackles against Abilene Christian and Air Force.

Junior College: Lettered at L.A. Valley College for coach

Robert Tucker ... recorded 28 tackles in 2016 with 20 solos ... named Conference Defensive Player of the Year and was First Team All-State ... named First Team All-Conference and team captain for a team that went 11-0 ... named All-American by California junior college coaches ... named First Team All-Conference as a junior as well ... had four passes broken up and four interceptions ... scored two touchdowns, one on an interception and one on a blocked punt return ... chose the Lobos over Cal, Fresno State, South Alabama, Arkansas State and North Texas.

High School: Lettered at Highland for coach Troy Jackson ... recorded at least 118 tackles in his varsity career, including two fumble recoveries ... also played offense, scoring four touchdowns ... named team captain as a senior.

Personal: Full name is Michael Rendy Sewell, Jr. ... his parents are Michael Sewell and Demetris Pierson ... has a brother Devonte, and a sister, Myla ... his birthday is September 7, 1996 ... majoring in liberal arts.

MICHAEL SEWELL, JR. CAREER STATISTICS

Year	GP	UA	Asst	Tcks	TFLs-Yds	Sks-Yds	PBU	INT-Yds	FF	FR-Yds
2017	6	7	4	11	0.0-0	0.0-0	0	0-0	0	0.0
Totals	6	7	4	11	0.0-0	0.0-0	0	0-0	0	0.0

Career Highs: Tackles - 4 at Wyoming, 10/28/17



94 ANDREW SHELLEY

KICKER

6-1 * 198 * FR * RS

Albuquerque, N.M.
Eldorado HS

NEW
MEXICO




ANDREW SHELLEY

New Mexico: Walk-on was served as the backup kicker in 2017 ... a 2017-18 Lobo Scholar-Athlete.

2017 (Freshman Season): Redshirted.

High School: Lettered in football at Eldorado for coach Charlie Dotson ... kicked a 38-yard walk-off field goal at Las Cruces to lead Eldorado to a 44-42 win and send the Eagles to the state title game.

Personal: Full name is Andrew Desmond Shelley ... birthday is February 17, 1999 ... majoring in mechanical engineering.



46 BRANDON SHOOK
LINEBACKER
6-2 * 231 * JR * RS
Simi Valley, Calif.
College of the Canyons
Westlake HS

New Mexico: Solid linebacker who should be in the rotation as a junior ... was a 2017-18 Lobo Scholar-Athlete.

2017 (Sophomore Season): Redshirted.

Junior College: Lettered for one season at College of the Canyons for coach Ted Iacenda ... played linebacker, seeing action in all 11 games for the 5-6 Cougars ... recorded 32 tackles, good for a tie for eighth on the team ... had 8.5 tackles for losses totaling 31 yards, 5.0 sacks for 23 yards, two passes broken up, a fumble recovery and a blocked kick ... recovered a blocked punt for a 16-yard touch-down.

High School: Lettered at Westlake High School for coach Tony Henney ... a two-time All-CIF performer ... recorded 102 tackles as a senior with 21.0 tackles for loss ... also added 13.0 sacks, one pass broken up, two forced fumbles and a blocked punt ... recorded 70 tackles as a junior with 5.0 tackles for loss ... added 4.0 sacks, two forced fumbles and two fumble recoveries.

Personal: His full name Brandon Alan Shook ... his parents are Alan and Christa Shook ... has two brothers, Tyler and Trevor ... birthday is December 14, 1997 ... majoring in criminology.



3 ZAHNEER SHULER
RUNNING BACK
6-1 * 232 * SR * TL
Woodbridge, N.J.
Lackawanna College
Woodbridge HS

New Mexico: Bruising offensive weapon who can play tight end or running back.

2017 (Junior Season): Played in all 12 games on special teams and as a tight end, starting three ... caught five passes for 60 yards and also had a pair of rushes on the season ... had his first career catch against Tulsa, and it went for a career-long 27 yards ... had two catches for 23 yards against Fresno State ... also added two catches against San Diego State in the season finale.

Junior College: Lettered at Lackawanna

College for coach Mark Duda, as Lackawanna went 8-2 his freshman season and 10-1 his sophomore season ... as a sophomore, rushed for 306 yards and seven touchdowns on 62 rushes ... also added 14 receptions for 220 yards and three touchdowns, and even went 2-for-2 passing ... as a freshman, rushed for 115 yards on 15 rushes ... also added two receptions for 36 yards.

High School: Lettered at Westlake High School for coach Tony Henney ... a two-time All-CIF performer ... recorded 102 tackles as a senior with 21.0 tackles for loss ... also added 13.0 sacks, one pass broken up, two forced fumbles and a blocked punt ... recorded 70 tackles as a junior with 5.0 tackles for loss ... added 4.0 sacks, two forced fumbles and two fumble recoveries.

Personal: Full name is Zahneer Daquan Shuler ... has a brother, Ahmad, and a sister, Zanaida ... birthday is June 21, 1997 ... his cousin Miles played at Rutgers and Northwestern and went on to play with the Carolina Panthers ... majoring in liberal arts.

ZAHNEER SHULER CAREER STATISTICS

Year	GP	Att	Yards	TD	Long	Rec	Yards	TD	Long
2017	12	2	-3	0	0	5	60	0	27
Totals	12	2	-3	0	0	5	60	0	27

Career Highs: Receptions - 2 at San Diego State 11/24/17; 2 at Fresno State 10/24/17; Yards - 27 at Tulsa 9/23/17; Long - 27 at Tulsa 9/23/17.



12 ANU SOMOYE
WIDE RECEIVER
6-2 * 195 * JR * 2L-RS
Houston, Texas
Alief Taylor HS

New Mexico: Two-way player in high school, he brings great athleticism to the squad.

2017 (Redshirt Sophomore Season): Played in all 12 games as a receiver and gunner on punt coverage ... recorded a pair of tackles on the season.

2016 (Redshirt Freshman Season): Played in all 12 games, catching two passes for 37 yards and a touchdown ... had his first career catch against Rutgers, for 25 yards ... caught a touchdown of 12 yards against Boise State.

2015 (Freshman Season): Redshirted.

High School: Lettered in football at Alief Taylor High School for coach Jody J.D. Jordan ... had a terrific senior campaign with a team leading 57 catches, over half of his teams' 102 completions ... those 57 catches went for 1,119 yards and 15 touchdowns ... had a long of 70 yards ... also rushed three times and scored a rushing touchdown ... caught 21 passes as a junior for 402 yards ... had a long of 65 yards and caught three touchdowns ... was a Houston Chronicle Top-100 selection ... named First Team All-Greater Houston.

Personal: His full name is Anuolowapo Ife-Oluwa Olumide Aremreyon Somoye ... his parents are Henry and Pat ... has two brothers, David and Tomi, and a sister Rachael ... birthday is December 22, 1996 ... majoring in business administration.

ANU SOMOYE CAREER STATISTICS

Year	GP	Rec	Yards	TD	Long	Att	Yards	TD	Long
2016	12	2	37	1	25	0	0	0	0
2017	12	0	0	0	0	0	0	0	0
Totals	12	2	37	1	25	0	0	0	0

Career Highs: Receptions - 1 vs. Boise State 10/7/16; 1 at Rutgers 9/17/16; Yards - 25 at Rutgers 9/17/16; TDs - 1 vs. Boise State 10/7/16; Long - 25 at Rutgers 9/17/16.



26 SITIVENI TAMAIVENA
LINEBACKER
6-0 * 231 * SR * 1L-RS
Renton, Wash.
Mt. San Antonio College
Palo Alto HS

New Mexico: Strong, physical linebacker who was highly recruited out of junior college.

2017 (Junior Season): Played in all 12 games as an outside linebacker ... recorded 20 tackles on the season with 1.0 sacks ... had a career-game against.

Junior College: Lettered at Mt. San Antonio College for coach Bob Jabstrab ... recorded 142 tackles and 17 sacks during his JC career ... named First Team All-American by California's community college coaches as a freshman ... named First Team All-State as a sophomore ... helped a defense that averaged 15.6 points allowed per game achieve an 8-3 record and a Golden State Bowl win over College of the Canyons ... chose the Lobos over Texas A&M, Oregon State, Washington State, San Jose State and Utah State.

High School: Lettered at Juanita HS in Kirkland, WA for coach Sean Parentolla ... named All-King County and All-Conference as a senior

Personal: His parents are Levi and Sera Tamaivena ... has a brother, Suliasi, and three sisters, Finau, Maggie and Filly ... father, Levi, played for Fiji National Rugby Team (1991-99) ... his birthday is June 20, 1993 ... majoring in criminology.

SITIVENI TAMAIVENA CAREER STATISTICS

Year	GP	UA	Asst	Tcks	TFLs-Yds	Skys-Yds	PBU	INT-Yds	FF	FR-Yds
2017	12	11	9	20	1.0-4	1.0-4	0	0-0	0	0-0
Totals	12	11	9	20	1.0-4	1.0-4	0	0-0	0	0-0

Career Highs: Tackles - 6 vs. UNLV 11/17/17; TFLs - 1.0 vs. UNLV 11/17/17; Sacks - 1.0 vs. UNLV 11/17/17



45 EVAHELOTU TOHI
LINEBACKER
6-2 * 227 * SR * IL-RS
Phoenix, Ariz.
Glendale CC
North Canyon HS



16 TEVAKA TUIOTI
QUARTERBACK
6-7 * 199 * SO * IL-RS
La Mirada, Calif.
La Mirada HS



New Mexico: Rangy linebacker who earned a medical redshirt in 2016.

2017 (Redshirt Junior Season): Saw action in 12 game at line-backer ... recorded 27 tackles on the season, 4.5 TFLs for 10 yards and 1.5 sacks for four yards ... recorded a career-high seven tackles against Wyoming ... added a career-best 2.0 TFLs in that game as well ... had four tackles in back-to-back games against Air Force and Fresno State ... also had four tackles, including 1.5 sacks, against UNLV.

2016 (Junior Season): Saw action in just one game, making a tackle against New Mexico State before suffering a season ending injury.

Junior College: Played two seasons at Glendale Community College ... registered 119 tackles over 14 career games, including a sack, three interceptions and two forced fumbles ... was named First Team All-ACCAC and Second Team All-WSL.

High School: Lettered at North Canyon High School ... recorded 99 tackles, 51 solos, with a sack and two blocked kicks as a senior ... was named to the All-Section team as well as Defensive MVP.

Personal: Full name is EvaheLotu Sese Tohi ... parents are Sese and Aniselisa Tohi ... has a brother Makahokoualu, and five sisters, Eniketi, Anitilose, Pouahi, Oliviamaire and Lavinia ... August 16, 1995 ... is majoring in liberal arts.

EVAHELOTU TOHI CAREER STATISTICS

Year	GP	UA	Asst	Tcks	TFLs-Yds	Sks-Yds	PBU	INT-Yds	FF	FR-Yds
2016	1	1	0	1	0.0-0	0.0-0	0	0-0	0	0-0
2017	12	17	10	27	4.5-10	1.5-4	0	0-0	0	0-0
Totals	13	18	10	28	4.5-10	1.5-4	0	0-0	0	0-0

Career Highs: Tackles - 7 at Wyoming, 10/28/17; TFLs - 2.0 at Wyoming, 10/28/17; Sacks - 1.5 vs. UNLV 11/17/17.



New Mexico: Talented do-everything player in high school ... strong-armed quarterback who has great mobility ... a 2016-17 Lobo Scholar-Athlete ... named 2017 Mountain West All-Academic.

2017 (Redshirt Freshman Season): Saw action in eight games with one start ... went 57-for-118 passing with four touchdowns, throwing for 705 yards ... also rushed for 142 yards on 28 carries with a touchdown ... saw his first extended action, coming in with UNM down 25 points and he led UNM to a near miracle comeback against New Mexico State,

going 10-for-19 for 151 yards and two touchdowns ... also threw for a two-point conversion as well ... came in in relief against Fresno State and had a career-high 200 yards on 13-of-24 passing ... threw for 84 yards with a touchdown in another near comeback against Colorado State ... threw for 47 yards in his only start, against Wyoming ... ended the season by throwing for 156 yards on 10-for-20 and a touchdown against San Diego State.

2016 (Freshman Season): Redshirted.

High School: Lettered at La Mirada High School and coach Mike Moschetti ... multi-threat option for La Mirada, playing quarterback, receiver and punter while serving as a kick returner and punt returner ... named Suburban League MVP ... was Named Daily News First Team All-Area and First Team All-CIF.

Personal: Full name is Tevakatogia Salanoa-Tuioti ... parents are Faafoi and Jackie Tuioti ... has four brothers, Jacob, Juijan, Navy and Lawrence, and two sisters, Tuki and Hia ... birthday is August 21, 1998 majoring in general engineering.

TEVAKA TUIOTI CAREER STATISTICS

Year	GP	C-A-I	Yds	TD	Long	.PCT	Eff.	Att	Yards	TD	Long
2017	8	57-118-6	705	4	62	.483	99.5	28	142	1	34
Totals	8	57-118-6	705	4	62	.483	99.5	28	142	1	34

Career Highs: Completions - 13 at Fresno State 10/14/17; Attempts - 24 at Fresno State 10/14/17; Yards - 200 at Fresno State 10/14/17; Long - 62 at San Diego State 11/24/17; TDs - 2 vs. New Mexico State 9/9/17; Rushes - 9 vs. Colorado State 10/20/17; Yards - 62 vs. Colorado State 10/20/17; Long - 34 vs. Utah State 11/4/17; TDs - 1 vs. Utah State 11/4/17.



7 ANSELEM UMEH
WIDE RECEIVER
5-11 * 181 * FR * RS
Bellflower, Calif.
St. John Bosco HS



New Mexico: A top prep receiver with solid hands ... a 2016-17 Lobo Scholar-Athlete.

2017 (Redshirt Freshman Season): Saw action in 10 games, catching three passes for 59 yards ... his first career catch went for a 14-yard touchdown against Boise State on ESPN ... had a pair of catches against Fresno State, including a career-long 23 yard catch.

2016 (Freshman Season): Red-shirted.

High School: Lettered at St. John Bosco High School ... caught 28 passes as a senior for 540 yards and five touchdowns as a senior ...

had a long of 49 yards as he averaged 19.3 yards per catch ... caught 29 passes as a junior for 536 yards and four touchdowns.

Personal: Parents are Cyprian and Peace Umeh ... has a brother, Osborn, and three sisters, Nelly, Lovet and Joy ... birthday is December 12, 1997 ... majoring in nursing.

ANU SOMOYE CAREER STATISTICS

Year	GP	Rec	Yards	TD	Long	Att	Yards	TD	Long
2017	10	3	59	1	23	0	0	0	0
Totals	10	3	59	1	23	0	0	0	0

Career Highs: Receptions - 2 at Fresno State 10/14/17; Yards - 45 at Fresno State 10/14/17; TDs - 1 at Boise State 9/14/17; Long - 23 at Fresno State 10/14/17.



31 THOMAS VIEIRA
WIDE RECEIVER
5-10 * 182 * JR * TL-SQ-RS
Albuquerque, N.M.
La Cueva HS

New Mexico: Former walk-on receiver who has showed tremendous progress and exceptional hands ... earned a scholarship after Spring 2018 camp ... was a valuable special teams player at the end of his sophomore season.

2017 (Redshirt Sophomore Season): Saw action, mostly on special teams, over the teams' final four games ... had a key moment to save a possession when he

recovered a UNM fumbled punt against UNLV.

2016 (Redshirt Freshman Season): Did not see any game action.

2015 (Freshman Season): Redshirted.

High School: Lettered in football at La Cueva ... was named Second Team All-State as a linebacker in 2014 ... was named the NM Preps Combine Underclassman MVP in 2013.

Personal: Full name is Thomas Anthony Vieira ... parents are Walt and Laura Vieira ... has a sister Valerie ... birthday is June 23, 1997 ... majoring in liberal arts.



36 XAVIER VIGIL
LINEBACKER
5-11 * 231 * FR * RS
Santa Fe, N.M.
St. Michael's HS

New Mexico: Well recruited walk-on out of New Mexico who was injured during his senior year ... a 2017-18 Lobo Scholar-Athlete.

2017 (Freshman Season): Redshirt.

High School: Lettered in football and wrestling at St. Michael's High School ... named First Team All-State 4A by the NMHSFA at both running back and linebacker ... suffered a season ending injury during his teams' state playoff win over Moriarty.

Personal: Majoring in exercise science.



21 DAEVON VIGILANT
RUNNING BACK
5-7 * 180 * FR * 2RS
Downey, Calif.
Downey HS

NEW MEXICO



DAEVON VIGILANT RB

New Mexico: Talented and quick running back who adds to UNM's stable of runners ... missed all of 2016 with an injury ... a 2016-17 Lobo Scholar-Athlete.

2017 (Freshman Season): Played one game, the season opener, before suffering a season-ending injury ... rushed four times for three yards against Abilene Christian.

2016 (Freshman Season): Redshirted.

High School: Lettered at Downey High School for coach Jack Williams ... named Offensive MVP of the San Ga-

briel Valley League ... also named All-CIF and was named Second Team All-State ... named to the California Dream Team ... rushed for 1,201 yards in 10 games as a senior, a 120.1 yards per game average ... scored 13 rushing touchdowns and had five 100-yard games ... added eight catches for 156 yards ... as a junior, rushed for 1,873 yards in 14 games, a 133.8 yards per game average ... averaged 8.8 yards per carry as a junior and scored 12 touchdowns and he had 11 100-yard games ... also caught 12 passes for 193 yards.

Personal: Full name is Daevon Tristan Vigilant ... parents are Sherman Vigilant and Shawna Stevens ... has a brother, Donovan ... birthday is January 2, 1998 ... majoring in communications.



88 MARCUS WILLIAMS
TIGHT END
6-3 * 205 * SR * IL
Rio Rancho, N.M.
Cleveland HS

New Mexico: High school teammate of current Lobo Gabe Ortega ... grayshirt who graduated high school in the Spring of 2016

2017 (Freshman Season): Redshirted.

High School: Lettered at Cleveland High School for coach Heath Ridenour ... caught a team-best 56 passes for a team-high 967 yards and 13 touchdowns as a senior ... recorded 55 tackles as a defensive back with six interceptions for 142 yards ... caught a team-best 35 passes for a team-high 639 yards and nine touchdowns as a junior ... record-

NEW MEXICO



MARCUS WILLIAMS TE

ed 39 tackles as a defensive back with 4.0 tackles for loss with two interceptions ... started for the 2015 New Mexico State Champions

Personal: Full name is Marcus Nathaniel Williams ... parents are Michael and Diedra Williams ... has a brother, Michael, and a sister, Courtney ... his birthday is March 25, 1998 ... majoring in business management

MARCUS WILLIAMS CAREER STATISTICS

Year	GP	Rec	Yards	TD	Long	Att	Yards	TD	Long
2017	12	1	27	0	27	0	0	0	0
Totals	12	1	27	0	27	0	0	0	0

Career Highs: Receptions - 1 vs. Colorado State 10/20/17; Yards - 27 vs. Colorado State 10/20/17; Long - 27 vs. Colorado State 10/20/17.



28 JOSH WOISIN
LINEBACKER
5-10 * 214 * FR * RS
Albuquerque, N.M.
La Cueva HS

New Mexico: Walk-on linebacker that gained great experience in 2017.

2017 (Freshman Season): Redshirted.


High School: Lettered in football at La Cueva High School ... rushed for 982 yards on 152 carries with 15 touchdowns as a senior at La Cueva ... averaged 98.2 yards per game and had three 100-yard games ... also added five catches for 40 yards with a touchdown.

Personal: Full name is Joshua Williams Woisin ... his birthday is February 22, 1999 ... majoring in liberal arts.

NEW MEXICO



JOSHUA WOISIN RB

**90 ERIN AUSTIN****DL / 6-2 / 269 / JR / JC****Vallejo, California | Laney College / Heritage HS**


Defensive Lineman who has two years to play two

JUNIOR COLLEGE

- Played two seasons at Laney College for coach John Beam
- Recorded 47 tackles, 29 solos, with five sacks for 28 yards 16.5 TFLs and one fumble recovery as Laney went 9-2 in 2017
- Recorded 28 tackles, 21 solos, with three sacks, 6.5 TFLs and an interception as Laney also went 9-2 in 2016
- Named a member of the 2017 All-America Junior College team

HIGH SCHOOL

- Lettered at Heritage High School for coach Don Sanders
- Named First Team All-Conference

**28 AHMARI DAVIS****RB / 5-10 / 182 / JR / JC****Oakland, Calif. | Laney College / James Logan HS**

Running back who put up big numbers in junior college with a nose for the end zone

JUNIOR COLLEGE

- Played two seasons at Laney College for coach John Beam
- In 2017, he rushed for 1,359 yards in 11 games, averaging 123.5 yards per game and averaging 6.86 yards per carry and scoring 17 touchdowns
- Added seven catches for 63 yards and averaged 20.8 yards per kickoff return on 20 returns
- Had six 100-yard games and scored a touchdown in 10 of his 11 games
- In 2016, he rushed for 684 yards in 10 games, averaging 68.4 yards per game and averaging 7.2 yards per carry and scoring seven touchdowns
- Named First Team All-America CCAA

HIGH SCHOOL

- Lettered at James Logan High School for coach George Zuber
- Played receiver and also returned kickoffs
- Had a 96-yard kickoff return touchdown against San Ramon
- Was a team captain

**96 TYSON DYER****P / 6-2 / 198 / SO / JC****Queensland, Australia | L.A. Valley College / Highland HS**

First Australian punter in program history with four years to play three

JUNIOR COLLEGE

- Played one season at Palomar College for coach Joe Early
- Punted 65 times for a 39.9 yard average with 23 of his 65 punts pinned inside the 20 with just one touchback
- Averaged 41.4 over last eight games and 42.5 over last four
- Had at least one 50-yarder in six of last seven games, and at least one 60-yarder in each of his last two, including a career-long 70 yard punt
- Was named First Team All-Southern California Football Association

**25 BLAKE FEHRMANN****LB / 6-3 / 221 / FR / HS****Brookfield, Wisc. | Brookfield HS**

Strong linebacker who garnered a lot of attention in the midwest

HIGH SCHOOL

- Lettered at Brookfield High School for coach Jed Kennedy
- Was named First Team All-State by the Wisconsin Journal Sentinel as a senior
- After his junior season he was rated the No. 3 defensive end in Wisconsin by Wissports.net after earning first team all-conference honors
- Helped Brookfield Central to six shutouts his senior season in leading BCHS to the state title game, where he played against fellow singing Lawrence "L.O." Johnson

**2 A.J. GREELEY****DB / 5-9 / 215 / JR / JC****Fresno, Calif. | College of the Sequoias / Edison HS**

Physical corner who was a highly touted recruit out of Fresno Edison

JUNIOR COLLEGE

- Played one season each at College of the Sequoias (2017) for coach Irv Pankey and at Fresno City College (2016) for Tony Caviglia
- Played in eight games, recording 13 tackles, one TFL, four breakups and an interception at College of the Sequoias
- Averaged 20.5 yards on six kickoff returns
- Played in nine games, recording 17 tackles and on interception at Fresno City
- Also returned three punts for a 7.7-yard average

HIGH SCHOOL

- Lettered at Edison High School for coach Matt Johnson
- Led Edison to a 12-2 record as a senior and the school's first section title in 39 years
- Named to the Fresno Bee's "Fab 50" players in the Central Section
- Ranked with three stars out of high school, he originally committed to Fresno State before going to junior college

**10 TRAE HALL****QB / 6-2 / 181 / FR / HS****Henderson, Texas | Henderson HS**

Talented prep quarterback who is a true dual threat

HIGH SCHOOL

- Lettered at Henderson High School for coach Phil Castles, and also lettered in basketball
- Led the Lions to an 11-3 mark as a senior, where he played as both a quarterback and a safety
- Rated a three-star recruit by 247Sports
- Was named District 9-4A Offensive MVP
- One of his top games came against rival Kilgore, totaling 402 yards of offense, throwing for one touchdown and rushing for four others, accounting for all of his teams' points




18 DYLAN HORTON
LB / 6-4 / 222 / FR / HS
 Frisco, Texas | Frisco HS

Physical high school safety that projects as a linebacker at UNM

HIGH SCHOOL

- Lettered in football and basketball at Frisco High School
- Earned First Team All-District 13-5A honors as a junior safety
- Earned All-District 13-5A Honors in basketball
- Also competed in the long jump and high jump in track



26 LAWRENCE "L.O." JOHNSON
RB / 5-9 / 195 / FR / HS
 Waunakee, Wisc. | Waunakee HS

Speedy running back who was a state titlist in track as well

HIGH SCHOOL

- Lettered at Waunakee High School for coach Pat

Rice

- As a senior he rushed for 595 yards on 102 carries with 10 touchdowns and added 205 yards receiving with two touchdowns on 15 receptions
- Was named First Team All-Badger North Conference and honorable mention Wisconsin State Journal/Wisconsin Prep Zone all-area
- Helped Waunakee finish 14-0 and win the WIAA Division 2 state championship
- Also was the WIAA Division 1 state champion in track in the 100-meter with a time of 10.99



87 JEFFREY JONES, JR.
TE / 6-3 / 212 / JR / JC
 St. Louis, Mo. | Bakersfield College/
 Eastern Illinois/
 O'Fallon Township HS

Physical tight end who has played both receiver and defensive line in college

JUNIOR COLLEGE


- Lettered one season at Bakersfield College for coach Jeff Chudy
- As a sophomore he played in just four games but had five catches for 113 yards and two touchdowns
- Had two catches against Riverside, including a 68-yard touchdown
- Also had a 16-yard touchdown against Long Beach

EASTERN ILLINOIS

- Spent two seasons at Eastern Illinois, redshirting in 2015 and playing in 2016
- Played in three games as a freshman defensive lineman, recording one tackle

HIGH SCHOOL

- Lettered in football at O'Fallon Township HS for coach Brandon Joggerst
- Named first team All-Southwestern Conference • Majoring in liberal arts



4 SHERIRON JONES
QB / 6-3 / 196 / JR / JC
 Moreno Valley, Calif. | Mt. San Jacinto/
 Tennessee/Rancho Verde HS

One of the top dual-threat QBs in junior college, he was a four-star prospect from four services out of high school

JUNIOR COLLEGE


- Played one season at Mt. San Jacinto for Casey Mazzotta
- Was 208 for 393 passing for 2,162 yards and 17 touchdowns
- Also rushed for 345 yards and five touchdowns
- Had a magnificent game against L.A. Valley in a 47-33 win with 272 yards passing and five touchdowns with no interceptions and 68 yards rushing

TENNESSEE

- Played two seasons for coach Butch Jones, redshirting in 2015

HIGH SCHOOL

- Lettered at Rancho Verde High School for coach Pete Duffy
- Threw for over 2,000 yards with 24 TDs as a senior
- Led Rancho Verde to a 10-3 mark and the second round of the state playoffs
- Played in the Semper Fidelis All-American Bowl
- Rated a four-star recruit by ESPN, Rivals, 247 Sports and Scout, and he was named to the ESPN 300



16 DONTÉ MARTIN
DB / 5-9 / 167 / FR / HS
 Oxnard, Calif. | Rio Mesa HS

Speedy defensive back who also ran track in high school

HIGH SCHOOL

- Lettered in football and track at Rio Mesa High School
- As a senior he caught 56 passes for 1,079 yards and 17 TDs, including an 88-yard in the state semifinals
- Added 83 yards rushing with three more TDs
- Also averaged 41.8 yards per kickoff return with two touchdowns, and he added a touchdown on an interception return
- Had 38 tackles on defense with three interceptions and 10 passes broken up
- Runs the 60, 100 and 200-meter, and ran a personal-best of 21.95 in the 200 last year



17 CEDRIC PATTERSON III
WR / 5-11 / 168 / FR / HS
 Crosby, Texas | Crosby HS

Receiver that show great big play ability

HIGH SCHOOL

- Lettered in football and track at Crosby High School

for coach Jeff Riorden

- Caught 54 passes for 1,047 yards and 13 touchdowns as a senior
- Averaged 116.3 yards receiving per game
- Earned Area 21-5A All-District honors
- Had a PR in track of 10.90 in the 100-meters in the Spring of 2017

**12 PATRICK PEEK****DB / 5-10 / 199 / JR / JC****Ft. Worth, Texas | Trinity Valley JC/
Aledo HS**

Skilled athlete who originally committed to UNM in 2015 ... will have three years to play two

JUNIOR COLLEGE

- Played for Brad Smiley at Trinity Valley Junior College
- Helped Trinity Valley go 20-4 over the past two seasons, playing in all 24 games
- Recorded 63 tackles in 2017, including 57 solos, with 3.0 TFLs for 10 yards, one sack, one interception, one forced fumble and five pass breakups
- Recorded 63 tackles as well in 2016, including 27 solos, with one sack, two forced fumbles, six pass breakups and five fumble recoveries
- Returned a fumble 47 yards for a touchdown against Northeast Oklahoma A&M

HIGH SCHOOL

- Lettered at Aledo High School for coach Steve Wood
- Team went 13-2 in 2015
- Named First Team All-District

**6 DE'JOHN ROGERS****DB / 5-9 / 161 / JR / JC****Paramus, N.J. | Monroe College/Paramus Catholic HS**

Enrolled in January 2018 and will get the benefit of an extra spring practice

JUNIOR COLLEGE

- Lettered two seasons at Monroe College
- As a sophomore he recorded 27 tackles, 1.5 TFLs for eight yards, 1.0 sacks for six yards, one fumble recovery, three interceptions and two pass breakups
- Also returned 13 kickoffs for an average of 26.3 yards per return, including an 87-yard touchdown ... also had a non-scoring 79-yard return
- Returned 17 punts for an average of 15.0 yards per return, including an 82-yard touchdown
- As a freshman had 19 tackles, 4.0 TFLs, one interception for 56 yards, three pass breakups, and one fumble recovery
- He was named All-NEFC as both a defensive back and a return specialist

HIGH SCHOOL

- Played four years of football at Paramus Catholic High School
- Also lettered in basketball
- Named All-Division and All-County for football

**95 STEPHEN RUIZ****K / 6-3 / 228 / FR / HS****Naperville, Ill. | Neuqua Valley HS**

Strong legged kicker who kicks with power and accuracy

HIGH SCHOOL

- Lettered in football and basketball at Neuqua Valley, playing football for coach Bill Ellinghaus

- DVC All-Conference and DVC Academic All-Conference
- IHSA Academic All-State
- Attended the prestigious Kohl's Kicking Camp, where he earned high marks, earning a 4.5 kicker rating.
- Carries a 4.1 GPA at Neuqua Valley

**84 TRENT SELLERS****DL / 6-5 / 265 / JR / JC****Fayetteville, Ga. | Coffeyville CC/
Georgia Tech/Sandy Creek HS**

Strong lineman who has two years to play two

JUNIOR COLLEGE


- Played for Aaron Flores at Coffeyville Community College
- Played in 11 games, recording 40 tackles including 8.5 tackles for a loss with two forced fumbles
- Named Honorable Mention All-Kansas Jayhawk Community College Conference

GEORGIA TECH

- Spent two seasons at Georgia Tech, redshirting in 2015

HIGH SCHOOL

- Lettered at Sandy Creek High School for coach Chip Walker, playing varsity all four seasons
- As a senior he was a team captain as well as being named first team all-region and honorable mention all-state
- Played in the Florida/Georgia All-Star Game
- Recorded 81 tackles, 8.5 sacks and 29 hurries as a senior

**95 ADEBAYO SOREMEKUN****DL / 6-2 / 298 / JR / JC****Los Angeles, Calif. | Long Beach City
College/Dorsey HS**


Very quick defensive lineman who has proven to be a disruptive force

JUNIOR COLLEGE

- Lettered in football for two seasons at Long Beach City College for coach Brett Peabody
- As a sophomore recorded 45 tackles and 9.5 sacks, 16.5 TFLs and two fumble recoveries
- As a freshmen recorded 37 tackles and 5.5 sacks, 10.0 TFLs and a forced fumble
- Earned First Team All-SFCA honors as a sophomore, and he was also conference defensive player of the week

HIGH SCHOOL

- Lettered in football and track at Dorsey High School
- Won the CIF L.A. City Section shot put title

**64 KYLE STAPLEY****OL / 6-3 / 307 / SO / JC****Morgan, Utah | Snow College/Morgan HS**

Powerful offensive lineman who has three years to play three and can play multiple positions

JUNIOR COLLEGE

- Spent two seasons at Snow College for coach Paul Peterson
- Redshirted in 2016 and lettered in 2017
- Blocked for a team that averaged 452.4 yards of offense, averaging 37.2 points per game
- Stapley helped block for NJCAA All-America running back D'Arman Notoa
- Led Snow to the El Toro Bowl and a No. 6 national ranking

HIGH SCHOOL

- Lettered at Morgan High School for coach Kovi Christensen
- A Two-time all-conference lineman who

**76 JARRED SYLVESTER****OL / 6-4 / 315 / JR / JC****Clayton, N.J. | Dodge City CC/Clayton HS**

Talented offensive lineman who has two years to play two, can play multiple positions

JUNIOR COLLEGE

- Played one year for Gary Thomas at Dodge City Community College
- Named GridironRR.com Second Team All-America
- Named First Team All-KJCCC and top voted offensive lineman in the KJCCC

PACE UNIVERSITY

- Played one season for Andrew Rondeau at Pace University
- Played in eight games as a true freshman and was named to the NEC-10 All-Rookie Team
- Also named to the ECAC All-Star Team
- Helped Pace to finish fifth in the conference in rushing and allow nine fewer sacks than the year previous

HIGH SCHOOL

- Lettered at Clayton High School for coach Corey Harvey
- Earned First Team Tri-County Conference at both offensive line and defensive line
- Named Second Team NJ Group 1 at offensive line
- Named South Jersey Playoff Player of the First Round in Group 1
- His team went 13-2 in 2015 and he was named All-District

**30 ALEXANDER "MOANA" VAINIKOLO****LB / 5-11 / 250 / JR / JC****Kihel, Hawaii | Mt. San Antonio JC/Maui HS**

Versatile linebacker who will get the benefit of Spring


Practice

JUNIOR COLLEGE

- Lettered for two seasons at Mt. San Antonio Junior College
- Recorded 45 tackles as a sophomore with 5.5 tackles for loss and two forced fumbles
- Had a season-high eight tackles with two tackles for loss and two forced fumbles
- Added seven tackles with a half-tackle for loss against Long Beach
- As a freshman he recorded 14 tackles with 2.0 sacks

HIGH SCHOOL

- Lettered in football and track and field at Maui High School
- Teamed with his brother Atunasia "Leka" Vainikolo

**71 DAVID ZAVALA****OL / 6-2 / 307 / JR / JC****Lakewood, Calif. | Cerritos College/Nevada/Lakewood HS**

Skilled offensive lineman, also an All-American wrestler who has two years to play two

JUNIOR COLLEGE

- Played one season at Cerritos College for coach Frank Mazzotta
- Named unanimous First Team All-National Division Northern League honors as a sophomore, playing in 10 games
- Went 25-7 and was named a junior college all-America in wrestling, placing fourth at the CCCAA state championships
- Named a scholar all-America

NEVADA

- Redshirted at Nevada

HIGH SCHOOL

- Lettered at Lakewood High School and coach Jimmy Nolan
- Named First Team offensive lineman from the Long Beach Press-Telegram
- Was named Moore League Offensive Lineman of the Year in 2014
- Earned First Team All-Moore League in 2013 and 2014
- Was a heavyweight wrestler at Lakewood
- Inducted into the Lakewood Hall of Fame in both football and wrestling

MARKEL BYRD 1995-2015

Markel Byrd, a sophomore safety from San Diego, California, was tragically killed in a single car accident near Gallup, New Mexico on Tuesday, December 22, 2015. Byrd was driving home for the holidays with his girlfriend when their car suffered a blowout on I-40.

"This is an absolute tragedy. Markel Byrd was an outstanding person and student-athlete and we will miss him," said Head Coach Bob Davie. "I was with the family late Tuesday night and obviously they are devastated. Our thoughts and prayers go to them. Markel will forever be a member of our family."

Byrd redshirted in 2013 and played safety for two years, recording 91 career tackles, four interceptions, four passes broken up, two tackles for loss, a sack and a forced fumble. In 2015 he tied for the team lead in interceptions with three, and he was eighth on the team with 44 tackles.

At Byrd's memorial service, Coach Davie announced that both Byrd's number 22, as well as the number 1, would not be worn in 2016 and 2017, which would have been Markel's junior and senior season. In May of 2016, Byrd was awarded with his degree in liberal arts from UNM.



The University of New Mexico

has conferred upon

Markel S. Byrd


the degree of

Bachelor of Liberal Arts

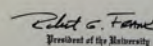
Liberal Arts

posthumous

with all the rights and privileges appertaining to that degree,
in testimony whereof the Regents of the University upon recommendation
of the Faculty have granted this diploma bearing the seal of the University
this twelfth day of December, two thousand and fifteen.


President of the Regents
Jacob Z. Fortson
Secretary of the Regents




President of the University
Robert G. Farnsworth
President of the University

Date	Opponent		Score	Overall	Conference	Time	Attend
Sep 02, 2017	ABILENE CHRISTIAN	W	38-14	1-0	0-0	3:16	21475
Sep 09, 2017	NEW MEXICO STATE	L	28-30	1-1	0-0	3:30	32427
* Sep 14, 2017	at Boise State	L	14-28	1-2	0-1	3:02	28385
Sep 23, 2017	at Tulsa	W	16-13	2-2	0-1	2:59	18026
* Sep 30, 2017	AIR FORCE	W	56-38	3-2	1-1	4:10	21864
* Oct 14, 2017	at Fresno State	L	0-38	3-3	1-2	2:57	28090
* Oct 20, 2017	COLORADO STATE	L	24-27	3-4	1-3	3:40	17358
* Oct 28, 2017	at Wyoming	L	3-42	3-5	1-4	3:14	18249
* Nov 04, 2017	UTAH STATE	L	10-24	3-6	1-5	3:01	19293
Nov 11, 2017	at Texas A&M	L	14-55	3-7	1-5	3:10	99051
* Nov 17, 2017	UNLV	L	35-38	3-8	1-6	3:20	14744
* Nov 24, 2017	at San Diego State	L	10-35	3-9	1-7	3:08	28978

Team Statistics

	NM	OPP
SCORING	248	382
Points Per Game	20.7	31.8
Points Off Turnovers	38	98
FIRST DOWNS	211	235
Rushing	130	87
Passing	59	131
Penalty	22	17
RUSHING YARDAGE	2825	1889
Yards gained rushing	3078	2189
Yards lost rushing	253	300
Rushing Attempts	542	406
Average Per Rush	5.2	4.7
Average Per Game	235.4	157.4
TDs Rushing	21	20
PASSING YARDAGE	1489	2887
Comp-Att-Int	120-242-14	222-373-6
Average Per Pass	6.2	7.7
Average Per Catch	12.4	13.0
Average Per Game	124.1	240.6
TDs Passing	8	28
TOTAL OFFENSE	4314	4776
Total Plays	784	779
Average Per Play	5.5	6.1
Average Per Game	359.5	398.0
KICK RETURNS: #-Yards	43-906	9-151
PUNT RETURNS: #-Yards	17-58	11-117
INT RETURNS: #-Yards	6-162	14-131
KICK RETURN AVERAGE	21.1	16.8
PUNT RETURN AVERAGE	3.4	10.6
INT RETURN AVERAGE	27.0	9.4
FUMBLES-LOST	26-15	16-7
PENALTIES-Yards	73-613	64-599
Average Per Game	51.1	49.9
PUNTS-Yards	67-3170	70-3073
Average Per Punt	47.3	43.9
Net punt average	42.0	41.6
KICKOFFS-Yards	48-3062	73-4439
Average Per Kick	63.8	60.8
Net kick average	40.3	39.5
TIME OF POSSESSION/Game	32:24	27:36
3RD-DOWN Conversions	49/163	62/162
3rd-Down Pct	30%	38%
4TH-DOWN Conversions	10/23	6/11
4th-Down Pct	43%	55%
SACKS BY-Yards	21-156	15-98
MISC YARDS	0	0
TOUCHDOWNS SCORED	31	50
FIELD GOALS-ATTEMPTS	10-15	11-12
ON-SIDE KICKS	1-4	0-0
RED-ZONE SCORES	(23-32) 72%	(36-38) 95%
RED-ZONE TOUCHDOWNS	(17-32) 53%	(30-38) 79%
PAT-ATTEMPTS	(28-28) 100%	(47-48) 98%
ATTENDANCE	127161	220779
Games/Avg Per Game	6/21194	6/36796
Neutral Site Games		0/0

Score by Quarters

	1st	2nd	3rd	4th	OT	Total
New Mexico	30	57	62	99	0	248
Opponents	88	171	33	90	0	382

Rushing	gp	att	gain	loss	net	avg	td	lg	avg/g
OWENS, Tyrone	12	139	801	31	770	5.5	4	67	64.2
McQUARLEY, Richard	10	92	489	16	473	5.1	6	65	47.3
CHESTNUT, Daryl	12	76	467	8	459	6.0	4	54	38.2
JORDAN, Lamar	11	78	459	114	345	4.4	2	41	31.4
JORDAN, Romell	12	56	281	14	267	4.8	2	44	22.2
GERHART, Coltin	10	35	233	15	218	6.2	1	40	21.8
TUIOTI, Tekava	8	28	172	30	142	5.1	1	34	17.8
GRIFFIN IV, Jay	12	13	126	10	116	8.9	1	61	9.7
MORAN, Kentraill	6	14	33	1	32	2.3	0	10	5.3
CARROLL, Bryson	1	1	10	0	10	10.0	0	10	10.0
VIGILANT, Daevon	1	4	7	4	3	0.8	0	4	3.0
JONES, Jahvon	4	1	0	2	-2	-2.0	0	0	-0.5
SHULER, Zahneer	12	2	0	3	-3	-1.5	0	0	-0.2
TEAM	12	3	0	5	-5	-1.7	0	0	-0.4
Total	12	542	3078	253	2825	5.2	21	67	235.4
Opponents	12	406	2189	300	1889	4.7	20	83	157.4

Passing	gp	effic	comp-att-int	pct	yds	td	lg	avg/g
TUIOTI, Tekava	8	99.51	57-118-6	48.3	705	4	62	88.1
JORDAN, Lamar	11	101.76	46-93-6	49.5	604	3	71	54.9
GERHART, Coltin	10	108.34	17-29-2	58.6	180	1	27	18.0
McQUARLEY, Richard	10	0.00	0-1-0	0.0	0	0	0	0.0
TEAM	12	0.00	0-1-0	0.0	0	0	0	0.0
Total	12	100.61	120-242-14	49.6	1489	8	71	124.1
Opponents	12	146.09	222-373-6	59.5	2887	28	81	240.6

Receiving	gp	no.	yds	avg	td	lg	avg/g
GRIFFIN IV, Jay	12	29	393	13.6	4	71	32.8
DAVIS, Chris	12	25	262	10.5	1	27	21.8
HART-JOHNSON, Dela	12	15	310	20.7	1	49	25.8
DRENNAN, Q'	12	9	182	20.2	0	47	15.2
JORDAN, Romell	12	8	48	6.0	0	22	4.0
OWENS, Tyrone	12	7	20	2.9	0	6	1.7
REED, Patrick	12	6	52	8.7	0	21	4.3
CHESTNUT, Daryl	12	6	38	6.3	0	18	3.2
SHULER, Zahneer	12	5	60	12.0	0	27	5.0
UMEH, Anselem	10	3	59	19.7	1	23	5.9
McQUARLEY, Richard	10	3	5	1.7	0	6	0.5
MOLINA, Aaron	12	2	20	10.0	1	12	1.7
WILLIAMS, Marcus	12	1	27	27.0	0	27	2.2
HIDALGO, Rafael	6	1	13	13.0	0	13	2.2
Total	12	120	1489	12.4	8	71	124.1
Opponents	12	222	2887	13.0	28	81	240.6

Punt Returns	no.	yds	avg	td	lg
DAVIS, Chris	10	31	3.1	0	16
JORDAN, Romell	7	27	3.9	0	17
Total	17	58	3.4	0	17
Opponents	11	117	10.6	1	90

Interceptions	no.	yds	avg	td	lg
GIRGLE, Jacob	2	34	17.0	0	17
FLACK, Jordan	1	29	29.0	0	29
ROTHSCHILLER, Jake	1	91	91.0	1	91
PARKER, Bijon	1	0	0.0	0	0
BARNWELL Jr., Stanley	1	8	8.0	0	8
Total	6	162	27.0	1	91
Opponents	14	131	9.4	0	37

Kick Returns	no.	yds	avg	td	lg
LILLY, Elijah	31	731	23.6	1	100
JORDAN, Romell	5	83	16.6	0	20
WILLIAMS, Marcus	5	45	9.0	0	21
CHESTNUT, Daryl	2	47	23.5	0	27
Total	43	906	21.1	1	100
Opponents	9	151	16.8	0	33

Fumble Returns	no.	yds	avg	td	lg
ROTHSCHILLER, Jake	1	7	7.0	0	7
Total	1	7	7.0	0	7
Opponents	4	90	22.5	1	70

Scoring	td	fg	PAT				dxp	saf	pts
			kick	rush	rcv	pass			
SANDERS, Jason	-	10-15	28-28	-	-	-	-	-	58
McQUARLEY, Richard	6	-	-	-	1	-	-	-	38
GRIFFIN IV, Jay	5	-	-	-	-	-	-	-	30
OWENS, Tyrone	4	-	-	-	-	-	-	-	24
CHESTNUT, Daryl	4	-	-	-	-	-	-	-	24
JORDAN, Lamar	2	-	-	-	-	-	-	-	12
JORDAN, Romell	2	-	-	-	-	-	-	-	12
GERHART, Coltin	1	-	-	-	-	-	-	-	6
TUIOTI, Tekava	1	-	-	-	-	1-3	-	-	6
HART-JOHNSON, Dela	1	-	-	-	-	-	-	-	6
MOLINA, Aaron	1	-	-	-	-	-	-	-	6
UMEH, Anselem	1	-	-	-	-	-	-	-	6
DAVIS, Chris	1	-	-	-	-	-	-	-	6
LILLY, Elijah	1	-	-	-	-	-	-	-	6
ROTHSCHILLER, Jake	1	-	-	-	-	-	-	-	6
BURRELL, Jalin	-	-	-	-	-	-	1	-	2
Total	31	10-15	28-28	-	1	1-3	1	-	248
Opponents	50	11-12	47-48	0-1	1	1-1	-	-	382

Total Offense	g	plays	rush	pass	total	avg/g
JORDAN, Lamar	11	171	345	604	949	86.3
TUIOTI, Tekava	8	146	142	705	847	105.9
OWENS, Tyrone	12	139	770	0	770	64.2
McQUARLEY, Richard	10	93	473	0	473	47.3
CHESTNUT, Daryl	12	76	459	0	459	38.2
GERHART, Coltin	10	64	218	180	398	39.8
JORDAN, Romell	12	56	267	0	267	22.2
GRIFFIN IV, Jay	12	13	116	0	116	9.7
MORAN, Kentrail	6	14	32	0	32	5.3
CARROLL, Bryson	1	1	10	0	10	10.0
VIGILANT, Daevon	1	4	3	0	3	3.0
JONES, Jahvon	4	1	-2	0	-2	-0.5
SHULER, Zahneer	12	2	-3	0	-3	-0.2
TEAM	12	4	-5	0	-5	-0.4
Total	12	784	2825	1489	4314	359.5
Opponents	12	779	1889	2887	4776	398.0

Field Goals	fg	pct.	01-19	20-29	30-39	40-49	50-99	lg	blk
SANDERS, Jason	10-15	66.7	0-0	3-3	2-3	3-6	2-3	53	0

FG Sequence	New Mexico	Opponents
Abilene Christian	(25)	51
New Mexico State	(23),(22)	(39)
Boise State	53	-
Tulsa	(34),(39),(53)	(50),(26)
Air Force	-	(33)
Fresno State	44	(37)
Colorado State	40,(51)	(40),(52)
Wyoming	(42)	-
Utah State	(42),47	(28)
Texas A&M	-	-
UNLV	-	(40),(22),(40)
San Diego State	(46),35	-

Punting	no.	yds	avg	lg	tb	fc	i20	50+	blk
BOJORQUEZ, Corey	67	3170	47.3	78	12	25	32	31	0
Total	67	3170	47.3	78	12	25	32	31	0
Opponents	70	3073	43.9	69	5	27	20	22	0

Kickoffs	no.	yds	avg	tb	ob	retn	net	ydln
SANDERS, Jason	48	3062	63.8	39	1			
Total	48	3062	63.8	39	1	16.8	40.3	24
Opponents	73	4439	60.8	26	1	21.1	39.5	25

Numbers in (parentheses) indicate field goal was made.

All Purpose	g	rush	rcv	pr	kr	ir	total	avg/g
OWENS, Tyrone	12	770	20	0	0	0	790	65.8
LILLY, Elijah	12	0	0	0	731	0	731	60.9
CHESTNUT, Da	12	459	38	0	47	0	544	45.3
GRIFFIN IV, Jay	12	116	393	0	0	0	509	42.4
McQUARLEY, R	10	473	5	0	0	0	478	47.8
JORDAN, Rome	12	267	48	27	83	0	425	35.4
JORDAN, Lamar	11	345	0	0	0	0	345	31.4
HART-JOHN SO	12	0	310	0	0	0	310	25.8
DAVIS, Chris	12	0	262	31	0	0	293	24.4
GERHART, Colti	10	218	0	0	0	0	218	21.8
DRENNAN, Q'	12	0	182	0	0	0	182	15.2
TUIOTI, Tekava	8	142	0	0	0	0	142	17.8
ROTHSCHILLE	12	0	0	0	0	91	91	7.6
WILLIAMS, Mar	12	0	27	0	45	0	72	6.0
UMEH, Anselem	10	0	59	0	0	0	59	5.9
SHULER, Zahne	12	-3	60	0	0	0	57	4.8
REED, Patrick	12	0	52	0	0	0	52	4.3
GIRGLE, Jacob	11	0	0	0	0	34	34	3.1
MORAN, Kentrai	6	32	0	0	0	0	32	5.3
FLACK, Jordan	12	0	0	0	0	29	29	2.4
MOLINA, Aaron	12	0	20	0	0	0	20	1.7
HIDALGO, Rafa	6	0	13	0	0	0	13	2.2
CARROLL, Brys	1	10	0	0	0	0	10	10.0
BARNWELL Jr.,	8	0	0	0	0	8	8	1.0
VIGILANT, Daev	1	3	0	0	0	0	3	3.0
JONES, Jahvon	4	-2	0	0	0	0	-2	-0.5
TEAM	12	-5	0	0	0	0	-5	-0.4
Total	12	2825	1489	58	906	162	5440	453.3
Opponents	12	1889	2887	117	151	131	5175	431.2

#	Defensive Leaders	gp	Tackles				Sacks		Pass defense			Fumbles		blkd	
			ua	a	tot	tfl/yds	no-yds		int-yds	brup	qbh	rcv-yds	ff	kick	saf
28	ROTHSCHILLER, Jake	12	46	30	76	6.0-41	2.0-31		1-91			3-7	2		
1G	GIRGLE, Jacob	11	33	35	68	1.0-2			2-34	6					
33	HART, Alex	12	30	28	58	5.5-19	1.0-8			3	5	1-0	1		
1B	BURRELL, Jalin	12	40	13	53	0.5-0				10					
6	OCASIO, Austin	12	24	25	49	6.0-18	2.0-11				1				
98	OKONKWO, Kene	12	19	24	43	6.0-16					2				
99	EPTING, Rashaun	10	19	18	37	2.5-9	1.0-8								
3R	ROSS, D'Angelo	12	21	7	28	1.0-1				11					
9	BARNWELL Jr., Stanle	8	15	13	28	1.0-1			1-8				1		
45	TOHI, Evaheleotu	12	17	10	27	4.5-10	1.5-4								
9H	HUGHES, Garrett	11	15	10	25	4.0-27	2.0-18						1		
53	BAKER, Cody	12	11	13	24	2.0-13	1.5-12			1	1				
4P	PARKER, Bijon	8	13	10	23	2.0-8	2.0-8		1-0	3		1-0			
29	FLACK, Jordan	12	14	8	22	4.0-24	2.0-15		1-29		1	1-0	1		
26	TAMAIVENA, Sitivena	12	11	9	20	1.0-4	1.0-4								
92	CONYERS, Jermane	12	8	9	17	1.0-3				1			1		
19	LILLY, Elijah	12	13	1	14	1.0-1				1					
35	MAXWELL, Kenneth	8	7	5	12	1.5-8	0.5-2				1				
5S	SEWELL, Jr., Michael	6	7	4	11										
52	BLACKWELL, Aaron	11	6	4	10	3.5-9				1	3				
8H	HOBDY, Jr., Willie	11	6	3	9										
32	ROTHSCHILLER, Kyle	11	2	6	8										
2C	CARSON, Kimmie	4	6	1	7					1					
57	POWELL, Everett	12	5	1	6										
10	ORTEGA, Gabe	12	4	1	5										
5J	JOSEPH, Emmanuel	12	3	2	5	2.5-18	2.5-18						1		
37	BAKER, DaQuan	6	3		3	1.0-4	1.0-4						1		
2B	BOYCE, Rayshawn	8	2	1	3	1.5-14	1.0-13								
4	JORDAN, Romell	12	3		3								1		
93	FLOWERS, Nahje	12	1	2	3										
96	WILLIAMS, Johnny	7	3		3								1		
8	DRENNAN, Q'	12	2		2										
81	MOLINA, Aaron	12	2		2										
5	REED, Patrick	12	2		2							1-0			
87	SOMOYE, Anu	12	1	1	2										
18	DAVIS, Chris	12	1		1										
88	WILLIAMS, Marcus	12	1		1										
7M	MANLY, Blair	12	1		1										
72	JORDAN, Avery	12	1		1										
16	TUIOTI, Tekava	8	1		1										
20	CHESTNUT, Daryl	12		1	1										
55	JENKINS, Aaron	12	1		1										
25	OWENS, Tyrone	12	1		1										
Total		12	421	295	716	59-250	21-156		6-162	38	14	7-7	11		
Opponents		12	500	269	769	53-198	15-98		14-131	33	4	15-90	12		

SEASON

CAREER

Rushing	gp	att	gain	loss	net	avg	td	lg	avg/g	gp	att	gain	loss	net	avg	td	lg	avg/g
OWENS, Tyrone	12	139	801	31	770	5.5	4	67	64.2	36	300	2040	55	1985	6.6	14	83	55.1
McQUARLEY, Richard	10	92	489	16	473	5.1	6	65	47.3	35	288	1405	44	1361	4.7	31	65	38.9
CHESTNUT, Daryl	12	76	467	8	459	6.0	4	54	38.2	38	149	874	31	843	5.7	8	64	22.2
JORDAN, Lamar	11	78	459	114	345	4.4	2	41	31.4	46	459	2976	473	2503	5.5	17	70	54.4
JORDAN, Romell	12	56	281	14	267	4.8	2	44	22.2	29	105	568	17	551	5.2	5	72	19.0
GERHART, Collin	10	35	233	15	218	6.2	1	40	21.8	10	35	233	15	218	6.2	1	40	21.8
TUIOTI, Tekava	8	28	172	30	142	5.1	1	34	17.8	8	28	172	30	142	5.1	1	34	17.8
GRIFFIN IV, Jay	12	13	126	10	116	8.9	1	61	9.7	12	13	126	10	116	8.9	1	61	9.7
MORAN, Kentrail	6	14	33	1	32	2.3	0	10	5.3	6	14	33	1	32	2.3	0	10	5.3
CARROLL, Bryson	1	1	10	0	10	10.0	0	10	10.0	1	1	10	0	10	10.0	0	10	10.0
VIGILANT, Daevon	1	4	7	4	3	0.8	0	4	3.0	1	4	7	4	3	0.8	0	4	3.0
JONES, Jahvon	4	1	0	2	-2	-2.0	0	0	-0.5	8	7	38	3	35	5.0	0	11	4.4
SHULER, Zahneer	12	2	0	3	-3	-1.5	0	0	-0.2	12	2	0	3	-3	-1.5	0	0	-0.2
TEAM	12	3	0	5	-5	-1.7	0	0	-0.4									
Total	12	542	3078	253	2825	5.2	21	67	235.4									
Opponents	12	406	2189	300	1889	4.7	20	83	157.4									

Passing	gp	effic	comp-att-int	pct	yds	td	lg	avg/g	gp	effic	comp-att-int	pct	yds	td	lg	avg/g
TUIOTI, Tekava	8	99.51	57-118-6	48.3	705	4	62	88.1	8	99.51	57-118-6	48.3	705	4	62	88.1
JORDAN, Lamar	11	101.76	46-93-6	49.5	604	3	71	54.9	46	124.85	206-398-23	51.8	3225	20	92	70.1
GERHART, Collin	10	108.34	17-29-2	58.6	180	1	27	18.0	10	108.34	17-29-2	58.6	180	1	27	18.0
McQUARLEY, Richard	10	0.00	0-1-0	0.0	0	0	0	0.0	35	0.00	0-2-0	0.0	0	0	0	0.0
TEAM	12	0.00	0-1-0	0.0	0	0	0	0.0								
Total	12	100.61	120-242-14	49.6	1489	8	71	124.1								
Opponents	12	146.09	222-373-6	59.5	2887	28	81	240.6								

Receiving	gp	no.	yds	avg	td	lg	avg/g	gp	no.	yds	avg	td	lg	avg/g
GRIFFIN IV, Jay	12	29	393	13.6	4	71	32.8	12	29	393	13.6	4	71	32.8
DAVIS, Chris	12	25	262	10.5	1	27	21.8	44	35	380	10.9	1	27	8.6
HART-JOHNSON, Dela	12	15	310	20.7	1	49	25.8	25	26	637	24.5	3	92	25.5
DRENNAN, O'	12	9	182	20.2	0	47	15.2	25	20	466	23.3	3	49	18.6
JORDAN, Romell	12	8	48	6.0	0	22	4.0	29	13	103	7.9	0	22	3.6
OWENS, Tyrone	12	7	20	2.9	0	6	1.7	36	14	74	5.3	0	23	2.1
REED, Patrick	12	6	52	8.7	0	21	4.3	31	21	290	13.8	1	45	9.4
CHESTNUT, Daryl	12	6	38	6.3	0	18	3.2	38	9	84	9.3	0	30	2.2
SHULER, Zahneer	12	5	60	12.0	0	27	5.0	12	5	60	12.0	0	27	5.0
UMEH, Anselem	10	3	59	19.7	1	23	5.9	10	3	59	19.7	1	23	5.9
McQUARLEY, Richard	10	3	5	1.7	0	6	0.5	35	8	99	12.4	0	30	2.8
MOLINA, Aaron	12	2	20	10.0	1	12	1.7	12	2	20	10.0	1	12	1.7
WILLIAMS, Marcus	12	1	27	27.0	0	27	2.2	12	1	27	27.0	0	27	2.2
HIDALGO, Rafael	6	1	13	13.0	0	13	2.2	6	1	13	13.0	0	13	2.2
Total	12	120	1489	12.4	8	71	124.1							
Opponents	12	222	2887	13.0	28	81	240.6							

Total Offense	g	plays	rush	pass	total	avg/g	g	plays	rush	pass	total	avg/g
JORDAN, Lamar	11	171	345	604	949	86.3	46	857	2503	3225	5728	124.5
TUIOTI, Tekava	8	146	142	705	847	105.9	8	146	142	705	847	105.9
OWENS, Tyrone	12	139	770	0	770	64.2	36	300	1985	0	1985	55.1
McQUARLEY, Richard	10	93	473	0	473	47.3	35	290	1361	0	1361	38.9
CHESTNUT, Daryl	12	76	459	0	459	38.2	38	149	843	0	843	22.2
GERHART, Collin	10	64	218	180	398	39.8	10	64	218	180	398	39.8
JORDAN, Romell	12	56	267	0	267	22.2	29	105	551	0	551	19.0
GRIFFIN IV, Jay	12	13	116	0	116	9.7	12	13	116	0	116	9.7
MORAN, Kentrail	6	14	32	0	32	5.3	6	14	32	0	32	5.3
CARROLL, Bryson	1	1	10	0	10	10.0	1	1	10	0	10	10.0
VIGILANT, Daevon	1	4	3	0	3	3.0	1	4	3	0	3	3.0
JONES, Jahvon	4	1	-2	0	-2	-0.5	8	7	35	0	35	4.4
SHULER, Zahneer	12	2	-3	0	-3	-0.2	12	2	-3	0	-3	-0.2
TEAM	12	4	-5	0	-5	-0.4						
Total	12	784	2825	1489	4314	359.5						

SEASON									CAREER									
Scoring	td	fg	PAT				dxp	saf	pts	td	fg	PAT				dxp	saf	pts
			kick	rush	rcv	pass						kick	rush	rcv	pass			
SANDERS, Jason	-	10-15	28-28	-	-	-	-	-	58	-	25-35	111-112	-	-	-	-	-	186
McQUARLEY, Richard	6	-	-	-	1	-	-	-	38	31	-	-	1-1	1	-	-	-	190
GRIFFIN IV, Jay	5	-	-	-	-	-	-	-	30	5	-	-	-	-	-	-	-	30
OWENS, Tyrone	4	-	-	-	-	-	-	-	24	14	-	-	-	-	-	-	-	84
CHESTNUT, Daryl	4	-	-	-	-	-	-	-	24	8	-	-	-	-	-	-	-	48
JORDAN, Lamar	2	-	-	-	-	-	-	-	12	17	-	-	1-2	-	-	-	-	104
JORDAN, Romell	2	-	-	-	-	-	-	-	12	5	-	-	-	-	-	-	-	30
GERHART, Coltin	1	-	-	-	-	-	-	-	6	1	-	-	-	-	-	-	-	6
LILLY, Elijah	1	-	-	-	-	-	-	-	6	2	-	-	-	-	-	-	-	12
MOLINA, Aaron	1	-	-	-	-	-	-	-	6	1	-	-	-	-	-	-	-	6
HART-JOHNSON, Dela	1	-	-	-	-	-	-	-	6	3	-	-	-	-	-	-	-	18
UMEH, Anselem	1	-	-	-	-	-	-	-	6	1	-	-	-	-	-	-	-	6
ROTHSCHILLER, Jake	1	-	-	-	-	-	-	-	6	1	-	-	-	-	-	-	-	6
DAVIS, Chris	1	-	-	-	-	-	-	-	6	1	-	-	-	-	-	-	-	6
TUIOTI, Tekava	1	-	-	-	-	1-3	-	-	6	1	-	-	-	-	1-3	-	-	6
BURRELL, Jalin	-	-	-	-	-	-	1	-	2	-	-	-	-	-	-	1	-	2
Total	31	10-15	28-28	-	1	1-3	1	-	248									
Opponents	50	11-12	47-48	0-1	1	1-1	-	-	382									

Punt Returns	no.	yds	avg	td	lg	no.	yds	avg	td	lg
DAVIS, Chris	10	31	3.1	0	16	40	216	5.4	0	34
JORDAN, Romell	7	27	3.9	0	17	7	27	3.9	0	17
Total	17	58	3.4	0	17					
Opponents	11	117	10.6	1	90					

Kick Returns	no.	yds	avg	td	lg	no.	yds	avg	td	lg
LILLY, Elijah	31	731	23.6	1	100	50	1252	25.0	2	100
JORDAN, Romell	5	83	16.6	0	20	5	83	16.6	0	20
WILLIAMS, Marcus	5	45	9.0	0	21	5	45	9.0	0	21
CHESTNUT, Daryl	2	47	23.5	0	27	16	313	19.6	0	32
Total	43	906	21.1	1	100					
Opponents	9	151	16.8	0	33					

Interceptions	no.	yds	avg	td	lg	no.	yds	avg	td	lg
GIRGLE, Jacob	2	34	17.0	0	17	2	34	17.0	0	17
ROTHSCHILLER, Jake	1	91	91.0	1	91	2	91	45.5	1	91
PARKER, Bijon	1	0	0.0	0	0	1	0	0.0	0	0
BARNWELL Jr., Stanley	1	8	8.0	0	8	1	8	8.0	0	8
FLACK, Jordan	1	29	29.0	0	29	1	29	29.0	0	29
Total	6	162	27.0	1	91					
Opponents	14	131	9.4	0	37					

Fumble Returns	no.	yds	avg	td	lg	no.	yds	avg	td	lg
ROTHSCHILLER, Jake	1	7	7.0	0	7	1	7	7.0	0	7
Total	1	7	7.0	0	7					
Opponents	4	90	22.5	1	70					

	SEASON								CAREER							
All Purpose	g	rush	rcv	pr	kr	ir	total	avg/g	g	rush	rcv	pr	kr	ir	total	avg/g
OWENS, Tyrone	12	770	20	0	0	0	790	65.8	36	1985	74	0	0	0	2059	57.2
LILLY, Elijah	12	0	0	0	731	0	731	60.9	21	0	0	0	1252	0	1252	59.6
CHESTNUT, Dar	12	459	38	0	47	0	544	45.3	38	843	84	0	313	0	1240	32.6
GRIFFIN IV, Jay	12	116	393	0	0	0	509	42.4	12	116	393	0	0	0	509	42.4
McQUARLEY, Ri	10	473	5	0	0	0	478	47.8	35	1361	99	0	7	0	1467	41.9
JORDAN, Romell	12	267	48	27	83	0	425	35.4	29	551	103	27	83	0	764	26.3
JORDAN, Lamar	11	345	0	0	0	0	345	31.4	46	2503	0	0	0	0	2503	54.4
HART-JOHN SO	12	0	310	0	0	0	310	25.8	25	0	637	0	18	0	655	26.2
DAVIS, Chris	12	0	262	31	0	0	293	24.4	44	-10	380	216	0	0	586	13.3
GERHART, Colti	10	218	0	0	0	0	218	21.8	10	218	0	0	0	0	218	21.8
DRENNAN, Q'	12	0	182	0	0	0	182	15.2	25	10	466	0	0	0	476	19.0
TUIOTI, Tekava	8	142	0	0	0	0	142	17.8	8	142	0	0	0	0	142	17.8
ROTHSCHILLER	12	0	0	0	0	91	91	7.6	38	0	0	0	0	91	91	2.4
WILLIAMS, Marc	12	0	27	0	45	0	72	6.0	12	0	27	0	45	0	72	6.0
UMEH, Anselem	10	0	59	0	0	0	59	5.9	10	0	59	0	0	0	59	5.9
SHULER, Zahne	12	-3	60	0	0	0	57	4.8	12	-3	60	0	0	0	57	4.8
REED, Patrick	12	0	52	0	0	0	52	4.3	31	0	290	0	0	0	290	9.4
GIRGLE, Jacob	11	0	0	0	0	34	34	3.1	24	0	0	0	0	34	34	1.4
MORAN, Kentrail	6	32	0	0	0	0	32	5.3	6	32	0	0	0	0	32	5.3
FLACK, Jordan	12	0	0	0	0	29	29	2.4	12	0	0	0	0	29	29	2.4
MOLINA, Aaron	12	0	20	0	0	0	20	1.7	12	0	20	0	0	0	20	1.7
HIDALGO, Rafee	6	0	13	0	0	0	13	2.2	6	0	13	0	0	0	13	2.2
CARROLL, Brys	1	10	0	0	0	0	10	10.0	1	10	0	0	0	0	10	10.0
BARNWELL Jr.,	8	0	0	0	0	8	8	1.0	21	0	0	0	0	8	8	0.4
VIGILANT, Daev	1	3	0	0	0	0	3	3.0	1	3	0	0	0	0	3	3.0
JONES, Jahvon	4	-2	0	0	0	0	-2	-0.5	8	35	0	0	0	0	35	4.4
TEAM	12	-5	0	0	0	0	-5	-0.4								
Total	12	2825	1489	58	906	162	5440	453.3								
Opponents	12	1889	2887	117	151	131	5175	431.2								

Field Goals	att	good	long	blkd	att	good	long	blkd
SANDERS, Jason	15	10	53	0	35	25	53	0
Total	15	10	53	0				
Opponents	12	11	52	0				

Punting	no.	yds	avg	lg	blk	no.	yds	avg	lg	blk
BOJORQUEZ, Corey	67	3170	47.3	78	0	116	5237	45.1	80	0
Total	67	3170	47.3	78	0					
Opponents	70	3073	43.9	69	0					

Kickoffs	no.	yds	avg	tb	ob	no.	yds	avg	tb	ob
SANDERS, Jason	48	3062	63.8	39	1	266	16897	63.5	195	4
Total	48	3062	63.8	39	1					
Opponents	73	4439	60.8	26	1					

SEASON												CAREER											
##	Defensive Leaders	gp	ua	a	total	tfl	sack	int	pbu	fr	ff	blk	gp	ua	a	total	tfl	sack	int	pbu	fr	ff	blk
28	ROTHSCHILLER, Jake	12	46	30	76	6.0	2.0	1	.	3	2	.	38	77	55	132	11.0	2.0	2	3	3	2	.
1G	GIRGLE, Jacob	11	33	35	68	1.0	.	2	6	.	.	.	24	45	42	87	2.0	.	2	6	.	.	.
33	HART, Alex	12	30	28	58	5.5	1.0	.	3	1	1	.	34	48	38	86	9.5	2.0	.	4	2	2	.
1B	BURRELL, Jalin	12	40	13	53	0.5	.	.	10	.	.	.	12	40	13	53	0.5	.	.	10	.	.	.
6	OCASIO, Austin	12	24	25	49	6.0	2.0	25	42	38	80	9.0	2.0	2	1	.	.	.
98	OKONKWO, Kene	12	19	24	43	6.0	38	30	44	74	9.0	1.5
99	EPTING, Rashaun	10	19	18	37	2.5	1.0	10	19	18	37	2.5	1.0
3R	ROSS, D'Angelo	12	21	7	28	1.0	.	.	11	.	.	.	12	21	7	28	1.0	.	.	11	.	.	.
9	BARNWELL Jr.,Stanley	8	15	13	28	1.0	.	1	.	.	1	.	21	23	15	38	2.0	.	1	1	.	1	.
45	TOHI, Evahelotu	12	17	10	27	4.5	1.5	13	18	10	28	4.5	1.5
9H	HUGHES, Garrett	11	15	10	25	4.0	2.0	.	.	.	1	.	47	38	33	71	18.0	10.5	.	2	.	2	.
53	BAKER, Cody	12	11	13	24	2.0	1.5	.	1	.	.	.	38	28	43	71	5.5	2.5	.	2	.	.	.
4P	PARKER, Bijon	8	13	10	23	2.0	2.0	1	3	1	.	.	26	20	11	31	2.0	2.0	1	3	2	.	.
29	FLACK, Jordan	12	14	8	22	4.0	2.0	1	.	1	1	.	12	14	8	22	4.0	2.0	1	.	1	1	.
26	TAMAIVENA, Sitivena	12	11	9	20	1.0	1.0	12	11	9	20	1.0	1.0
92	CONYERS, Jermane	12	8	9	17	1.0	.	.	1	.	1	.	12	8	9	17	1.0	.	.	1	.	1	.
19	LILLY, Elijah	12	13	1	14	1.0	.	.	1	.	.	.	21	13	1	14	1.0	.	.	1	.	.	.
35	MAXWELL, Kenneth	8	7	5	12	1.5	0.5	8	7	5	12	1.5	0.5
5S	SEWELL, Jr., Michael	6	7	4	11	0.0	6	7	4	11	0.0
52	BLACKWELL, Aaron	11	6	4	10	3.5	.	.	1	.	.	.	11	6	4	10	3.5	.	.	1	.	.	.
8H	HOBODY, Jr., Willie	11	6	3	9	0.0	11	6	3	9	0.0
32	ROTHSCHILLER, Kyle	11	2	6	8	0.0	18	2	6	8	0.0
2C	CARSON, Kimmie	4	6	1	7	0.0	.	.	1	.	.	.	41	112	81	193	20.5	5.5	.	6	1	2	.
57	POWELL, Everett	12	5	1	6	0.0	25	6	2	8	0.5	0.5
10	ORTEGA, Gabe	12	4	1	5	0.0	12	4	1	5	0.0
5J	JOSEPH, Emmanuel	12	3	2	5	2.5	2.5	.	.	.	1	.	12	3	2	5	2.5	2.5	.	.	.	1	.
37	BAKER, DaQuan	6	3	.	3	1.0	1.0	.	.	.	1	.	6	3	.	3	1.0	1.0	.	.	.	1	.
4	JORDAN, Romell	12	3	.	3	0.0	1	.	29	5	1	6	0.0	1	.
96	WILLIAMS, Johnny	7	3	.	3	0.0	1	.	19	10	2	12	3.0	1	.
2B	BOYCE, Rayshawn	8	2	1	3	1.5	1.0	8	2	1	3	1.5	1.0
93	FLOWERS, Nahje	12	1	2	3	0.0	12	1	2	3	0.0
87	SOMOYE, Anu	12	1	1	2	0.0	25	2	3	5	0.0
81	MOLINA, Aaron	12	2	.	2	0.0	12	2	.	2	0.0
5	REED, Patrick	12	2	.	2	0.0	.	.	.	1	.	.	31	3	.	3	0.0	.	.	.	1	.	.
8	DRENNAN, Q'	12	2	.	2	0.0	25	3	.	3	0.0
72	JORDAN, Avery	12	1	.	1	0.0	24	1	.	1	0.0
25	OWENS, Tyrone	12	1	.	1	0.0	36	1	.	1	0.0
16	TUIOTI, Tekava	8	1	.	1	0.0	8	1	.	1	0.0
88	WILLIAMS, Marcus	12	1	.	1	0.0	12	1	.	1	0.0
20	CHESTNUT, Daryl	12	.	1	1	0.0	38	.	1	1	0.0
55	JENKINS, Aaron	12	1	.	1	0.0	40	1	1	2	0.0
7M	MANLY, Blair	12	1	.	1	0.0	15	1	1	2	0.0
18	DAVIS, Chris	12	1	.	1	0.0	44	1	.	1	0.0
Total		12	421	295	716	59	21	6	38	7	11	.											
Opponents		12	500	269	769	53	15	14	33	15	12	.											

TEAM STATISTICS

Date	Opponent	Rushing				Receiving				Passing				Kick Returns				Punt Returns				tot off
		no.	yds	td	lg	no.	yds	td	lg	cmp-att-int	yds	td	lg	no.	yds	td	lg	no.	yds	td	lg	
Sep 02	ABILENE CHRISTIAN	40	259	3	54	12	222	1	47	12-18-0	222	1	47	2	47	0	27	1	-11	0	0	481
Sep 09	NEW MEXICO STATE	37	176	1	61	20	254	2	27	20-38-2	254	2	27	2	40	0	35	1	15	0	15	430
Sep 14	at Boise State	51	198	1	24	8	79	1	14	8-16-1	79	1	14	2	38	0	22	2	4	0	3	277
Sep 23	at Tulsa	59	338	1	40	9	108	0	27	9-14-1	108	0	27	3	45	0	21	1	16	0	16	446
Sep 30	AIR FORCE	41	363	6	65	4	146	2	71	4-9-0	146	2	71	2	32	0	19	1	9	0	9	509
Oct 14	at Fresno State	37	109	0	14	15	213	0	44	15-30-1	213	0	44	4	81	0	22	0	0	0	0	322
Oct 20	COLORADO STATE	48	318	2	54	7	132	1	47	7-19-0	132	1	47	2	35	0	20	3	15	0	11	450
Oct 28	at Wyoming	40	115	0	18	10	69	0	17	10-25-5	69	0	17	6	126	0	30	3	-12	0	5	184
Nov 04	UTAH STATE	57	265	1	34	12	75	0	19	12-22-0	75	0	19	2	44	0	23	1	17	0	17	340
Nov 11	at Texas A&M	42	120	1	14	7	24	0	7	7-17-1	24	0	7	7	204	1	100	1	-2	0	0	144
Nov 17	UNLV	56	482	5	67	0	0	0	0	0-4-1	0	0	0	7	143	0	43	3	7	0	10	482
Nov 24	at San Diego State	34	82	0	10	16	167	1	62	16-30-2	167	1	62	4	71	0	21	0	0	0	0	249
New Mexico		542	2825	21	67	120	1489	8	71	120-242-14	1489	8	71	43	906	1	100	17	58	0	17	4314
		406	1889	20	83	222	2887	28	81	222-373-6	2887	28	81	9	151	0	33	11	117	1	90	4776

Games: 12 • Avg/rush: 5.2 • Avg/catch: 12.4 • Pass effic: 100.61 • KR avg: 21.1 • PR avg: 3.4 • All purpose avg/game: 453.3 • Total offense avg/gm: 359.5

		Tackles				Sacks	Fumble		Pass Defense			blkd	PAT Attempts			off		
Date	Opponent	ua	a	total	tfl-yds	no-yds	ff	fr-yds	int-yds	qbh	brup	kick	kick	rush	rcv	saf	t/o	pts
Sep 02	ABILENE CHRISTIAN	38	24	62	4.0-38	2.0-31	1	1-0	2-108	4	5	0	5-5	0	0	0	10	38
Sep 09	NEW MEXICO STATE	42	22	64	6.0-12	1.0-4	2	1-7	1-17	1	6	0	0-0	0	1	0	5	28
Sep 14	at Boise State	30	28	58	7.0-17	1.0-1	0	0-0	0-0	0	0	0	2-2	0	0	0	0	14
Sep 23	at Tulsa	28	32	60	3.0-17	2.0-16	0	0-0	1-0	0	5	0	1-1	0	0	0	3	16
Sep 30	AIR FORCE	45	44	89	11.0-51	4.0-29	3	2-0	0-0	2	2	0	8-8	0	0	0	14	56
Oct 14	at Fresno State	37	4	41	1.0-13	1.0-13	2	1-0	0-0	0	4	0	0-0	0	0	0	0	0
Oct 20	COLORADO STATE	34	28	62	4.0-15	1.0-9	0	0-0	0-0	2	3	0	3-3	0	0	0	0	24
Oct 28	at Wyoming	32	28	60	5.0-13	0.0-0	0	0-0	0-0	0	0	0	0-0	0	0	0	0	3
Nov 04	UTAH STATE	26	14	40	2.0-5	0.0-0	0	1-0	1-8	0	3	0	1-1	0	0	0	3	10
Nov 11	at Texas A&M	37	8	45	4.0-14	1.0-9	1	0-0	0-0	1	5	0	2-2	0	0	0	0	14
Nov 17	UNLV	33	43	76	7.0-26	5.0-19	1	0-0	0-0	3	2	0	5-5	0	0	0	0	35
Nov 24	at San Diego State	39	20	59	5.0-29	3.0-25	1	1-0	1-29	1	3	0	1-1	0	0	0	3	10
New Mexico		421	295	716	59.0-250	21.0-156	11	7-7	6-162	14	38	0	28-28	0	1	0	38	248
		500	269	769	53.0-198	15.0-98	12	15-90	14-131	4	33	0	47-48	0	1	0	98	382

		Punting									Field Goals			Kickoffs				
Date	Opponent	no.	yds	avg	long	blkd	tb	fc	50+	i20	md-att	long	blkd	no.	yds	avg	tb	ob
Sep 02	ABILENE CHRISTIAN	1	37	37.0	37	0	0	1	0	1	1-1	25	0	7	440	62.9	5	0
Sep 09	NEW MEXICO STATE	8	401	50.1	77	0	2	3	5	2	2-2	23	0	5	321	64.2	4	0
Sep 14	at Boise State	6	250	41.7	52	0	2	2	1	0	0-1	0	0	2	130	65.0	1	0
Sep 23	at Tulsa	1	46	46.0	46	0	1	0	0	0	3-3	53	0	4	260	65.0	4	0
Sep 30	AIR FORCE	5	257	51.4	71	0	1	2	3	1	0-0	0	0	9	578	64.2	8	0
Oct 14	at Fresno State	9	414	46.0	62	0	1	6	3	7	0-1	0	0	1	65	65.0	1	0
Oct 20	COLORADO STATE	3	173	57.7	78	0	0	0	2	2	1-2	51	0	4	260	65.0	4	0
Oct 28	at Wyoming	6	322	53.7	75	0	2	0	5	3	1-1	42	0	2	130	65.0	2	0
Nov 04	UTAH STATE	5	234	46.8	68	0	1	1	1	3	1-2	42	0	2	130	65.0	2	0
Nov 11	at Texas A&M	10	418	41.8	62	0	0	4	5	6	0-0	0	0	3	195	65.0	3	0
Nov 17	UNLV	6	289	48.2	54	0	1	3	3	3	0-0	0	0	6	366	61.0	4	0
Nov 24	at San Diego State	7	329	47.0	59	0	1	3	3	4	1-2	46	0	3	187	62.3	1	1
New Mexico		67	3170	47.3	78	0	12	25	31	32	10-15	53	0	48	3062	63.8	39	1
		70	3073	43.9	69	0	5	27	22	20	11-12	52	0	73	4439	60.8	26	1

OPPONENT STATISTICS

Date	Opponent	Rushing				Receiving				Passing				Kick Returns				Punt Returns				tot off
		no.	yds	td	lg	no.	yds	td	lg	cmp-att-int	yds	td	lg	no.	yds	td	lg	no.	yds	td	lg	
Sep 02	ABILENE CHRISTIAN	21	8	0	12	35	274	2	36	35-55-2	274	2	36	2	34	0	17	0	0	0	0	282
Sep 09	NEW MEXICO STATE	26	99	0	16	34	401	4	81	34-57-1	401	4	81	1	7	0	7	0	0	0	0	500
Sep 14	at Boise State	32	127	2	28	15	137	2	47	15-19-0	137	2	47	1	19	0	19	2	28	0	29	264
Sep 23	at Tulsa	31	155	1	45	13	131	0	34	13-27-1	131	0	34	0	0	0	0	0	0	0	0	286
Sep 30	AIR FORCE	63	238	2	36	9	158	3	33	9-18-0	158	3	33	1	10	0	10	0	0	0	0	396
Oct 14	at Fresno State	36	227	2	57	13	299	3	75	13-23-0	299	3	75	0	0	0	0	1	1	0	1	526
Oct 20	COLORADO STATE	35	180	1	41	17	231	2	30	17-33-0	231	2	30	0	0	0	0	1	-21	0	0	411
Oct 28	at Wyoming	32	75	2	12	16	234	4	38	16-28-0	234	4	38	0	0	0	0	1	2	0	2	309
Nov 04	UTAH STATE	24	129	2	65	13	114	0	31	13-24-1	114	0	31	1	10	0	10	1	8	0	8	243
Nov 11	at Texas A&M	23	63	2	12	30	499	5	60	30-43-0	499	5	60	0	0	0	0	1	90	1	90	562
Nov 17	UNLV	46	323	3	83	13	211	1	50	13-25-0	211	1	50	2	38	0	23	2	6	0	6	534
Nov 24	at San Diego State	37	265	3	60	14	198	2	47	14-21-1	198	2	47	1	33	0	33	2	3	0	2	463
Opponents		406	1889	20	83	222	2887	28	81	222-373-6	2887	28	81	9	151	0	33	11	117	1	90	4776
		542	2825	21	67	120	1489	8	71	120-242-14	1489	8	71	43	906	1	100	17	58	0	17	4314

Games: 12 • Avg/rush: 4.7 • Avg/catch: 13.0 • Pass eff: 146.09 • KR avg: 16.8 • PR avg: 10.6 • All purpose avg/game: 431.2 • Total offense avg/gm: 398.0

		Tackles				Sacks	Fumble		Pass Defense			blkd	PAT Attempts			off		
Date	Opponent	ua	a	total	tfl-yds	no-yds	ff	fr-yds	int-yds	qbh	brup	kick	kick	rush	rcv	saf	t/o	pts
Sep 02	ABILENE CHRISTIAN	34	13	47	5.0-12	3.0-10	1	2-0	0-0	0	1	0	2-2	0	0	0	7	14
Sep 09	NEW MEXICO STATE	40	28	68	4.0-19	1.0-11	1	2-0	2-29	0	4	0	3-3	0	0	0	9	30
Sep 14	at Boise State	41	36	77	7.0-34	1.0-16	1	1-14	1-2	0	3	0	4-4	0	0	0	7	28
Sep 23	at Tulsa	51	30	81	3.0-10	1.0-5	1	2-0	1-18	1	0	0	1-1	0	0	0	6	13
Sep 30	AIR FORCE	31	12	43	2.0-5	0.0-0	0	0-0	0-0	0	1	0	5-5	0	0	0	0	38
Oct 14	at Fresno State	44	10	54	5.0-15	2.0-8	2	1-3	1-18	0	5	0	5-5	0	0	0	3	38
Oct 20	COLORADO STATE	40	20	60	5.0-25	2.0-17	1	1-0	0-0	1	1	0	3-3	0	0	0	3	27
Oct 28	at Wyoming	41	28	69	4.0-27	2.0-18	0	2-3	5-51	0	5	0	6-6	0	0	0	35	42
Nov 04	UTAH STATE	51	29	80	3.0-12	1.0-8	4	4-70	0-0	0	2	0	3-3	0	0	0	14	24
Nov 11	at Texas A&M	44	11	55	5.0-11	1.0-3	1	0-0	1-0	1	3	0	7-8	0	0	0	7	55
Nov 17	UNLV	46	20	66	4.0-13	1.0-2	0	0-0	1-13	0	1	0	3-3	0	1	0	0	38
Nov 24	at San Diego State	37	32	69	6.0-15	0.0-0	0	0-0	2-0	1	7	0	5-5	0	0	0	7	35
Opponents		500	269	769	53.0-198	15.0-98	12	15-90	14-131	4	33	0	47-48	0	1	0	98	382
		421	295	716	59.0-250	21.0-156	11	7-7	6-162	14	38	0	28-28	0	1	0	38	248

		Punting									Field Goals			Kickoffs				
Date	Opponent	no.	yds	avg	long	blkd	tb	fc	50+	i20	md-att	long	blkd	no.	yds	avg	tb	ob
Sep 02	ABILENE CHRISTIAN	6	274	45.7	69	0	0	2	2	5	0-1	0	0	3	173	57.7	0	0
Sep 09	NEW MEXICO STATE	9	350	38.9	52	0	1	2	2	1	1-1	39	0	6	332	55.3	3	0
Sep 14	at Boise State	6	258	43.0	63	0	0	1	2	3	0-0	0	0	5	325	65.0	3	0
Sep 23	at Tulsa	4	178	44.5	59	0	1	1	1	2	2-2	50	0	4	255	63.8	1	0
Sep 30	AIR FORCE	4	191	47.8	55	0	0	2	1	0	1-1	33	0	7	430	61.4	4	1
Oct 14	at Fresno State	6	246	41.0	51	0	0	3	1	0	1-1	37	0	7	451	64.4	3	0
Oct 20	COLORADO STATE	5	236	47.2	53	0	0	1	3	3	2-2	52	0	6	353	58.8	3	0
Oct 28	at Wyoming	8	326	40.8	62	0	0	3	1	3	0-0	0	0	7	440	62.9	1	0
Nov 04	UTAH STATE	6	279	46.5	63	0	1	4	2	0	1-1	28	0	5	302	60.4	3	0
Nov 11	at Texas A&M	6	294	49.0	54	0	1	4	4	0	0-0	0	0	9	538	59.8	2	0
Nov 17	UNLV	5	233	46.6	57	0	1	0	2	2	3-3	40	0	8	470	58.8	1	0
Nov 24	at San Diego State	5	208	41.6	50	0	0	4	1	1	0-0	0	0	6	370	61.7	2	0
Opponents		70	3073	43.9	69	0	5	27	22	20	11-12	52	0	73	4439	60.8	26	1
		67	3170	47.3	78	0	12	25	31	32	10-15	53	0	48	3062	63.8	39	1

PASSING

#10 APODACA, Austin	Comp	Att	Int	Pct	Yards	TD	Long	Sacked	Effic
South Dakota	12	16	0	75.0	172	2	62	2-9	206.55
New Mexico State	12	23	1	52.2	115	0	21	1-5	85.48
Rutgers	5	13	1	38.5	85	1	36	2-15	103.38
Air Force	0	2	0	0.0	0	0	0	0-0	0.00
Hawai'i	7	9	0	77.8	26	0	14	0-0	102.04
Nevada	7	9	0	77.8	96	1	44	0-0	204.04
Utah State	6	13	0	46.2	109	0	37	0-0	116.58
Colorado State	4	11	0	36.4	51	1	24	1-9	105.31
UTSA	0	2	0	0.0	0	0	0	0-0	0.00
TOTALS	53	98	2	54.1	654	5	62	6-38	122.89

#13 JORDAN, Lamar	Comp	Att	Int	Pct	Yards	TD	Long	Sacked	Effic
Rutgers	8	11	0	72.7	84	0	25	1-1	136.87
San Jose State	4	8	1	50.0	45	0	23	1-3	72.25
Boise State	4	14	1	28.6	39	1	13	3-19	61.26
Air Force	3	6	0	50.0	70	2	45	0-0	258.00
ULM	5	9	0	55.6	107	1	45	0-0	192.09
Hawai'i	4	6	1	66.7	58	0	20	0-0	114.53
Nevada	1	3	1	33.3	4	0	4	0-0	-22.13
Utah State	2	4	0	50.0	45	0	41	0-0	144.50
Colorado State	2	5	0	40.0	30	1	18	0-0	156.40
Wyoming	4	5	0	80.0	122	1	49	0-0	350.96
UTSA	3	4	0	75.0	77	0	34	1-10	236.70
TOTALS	40	75	4	53.3	681	6	49	6-33	145.34

#17 LAWSON, JuJuan	Comp	Att	Int	Pct	Yards	TD	Long	Sacked	Effic
South Dakota	1	2	0	50.0	15	0	15	0-0	113.00
Boise State	0	1	0	0.0	0	0	0	0-0	0.00
ULM	2	2	0	100.0	39	0	26	0-0	263.80
TOTALS	3	5	0	60.0	54	0	26	0-0	150.72

#TM TEAM	Comp	Att	Int	Pct	Yards	TD	Long	Sacked	Effic
South Dakota	0	1	0	0.0	0	0	0	0-0	0.00
TOTALS	0	1	0	0.0	0	0	0	0-0	0.00

RUSHING & RECEIVING

RUSHING	No-Yds/TD	ACU	NMS	BSU	TLS	AF	FS	CSU	WY	USU	TAMU	LV	SDSU
OWENS, Tyrone RB	139-770/4	8-41/1	9-33/0	14-46/1	6-43/0	16-84/0	10-29/0	16-159/1	7-42/0	14-44/0	18-58/0	15-164/1	6-27/0
McQUARLEY, R. RB	92-473/6	10-22/0	10-30/0	10-36/0	10-34/0	11-179/5	5-20/0	11-73/1	13-43/0	9-37/0	3-1/0	DNP	DNP
CHESTNUT, Daryl RB	76-459/4	4-64/2	9-44/0	5-28/0	4-23/0	-	5-29/0	6-27/0	1-0/0	9-42/0	8-41/1	17-145/1	8-16/0
JORDAN, Lamar QB	78-345/2	7-52/0	4-8/0	9-20/0	DNP	10-68/0	4-0/0	2-2/0	8-8/0	16-85/0	3-1/0	13-116/2	2-1/0
JORDAN, Romell RB	56-267/2	3-65/0	2-8/0	4-12/0	12-54/0	3-28/1	4-11/0	1-6/0	2-1/0	3-17/0	5-10/0	8-43/1	9-24/0
GERHART, Collin QB	35-218/1	-	-	8-49/0	24-156/1	DNP	DNP	-	2-12/0	-	1-1/0	-	-
TUIOTI, Tekava QB	28-142/1	-	2-8/0	DNP	DNP	DNP	5-14/0	9-62/0	3-3/0	5-39/1	2-9/0	DNP	2-7/0
GRIFFIN IV, Jay WR	13-116/1	-	1-61/1	1-7/0	1-20/0	1-4/0	3-7/0	2-3/0	-	-	-	3-14/0	1-0/0
MORAN, Kentrail RB	14-32/0	3-13/0	DNP	DNP	DNP	DNP	1-1/0	DNP	4-6/0	1-1/0	1-3/0	DNP	4-10/0
CARROLL, Bryson QB	1-10/0	DNP	DNP	DNP	1-10/0	DNP	DNP	DNP	DNP	DNP	DNP	DNP	DNP
VIGILANT, Dae. RB	4-3/0	4-3/0	DNP	DNP	DNP	DNP	DNP	DNP	DNP	DNP	DNP	DNP	DNP
JONES, Jahvon RB	1-2/0	-	DNP	DNP	-	DNP	DNP	DNP	DNP	DNP	1-2/0	DNP	-
SHULER, Zahneer RB	2-3/0	-	-	-	-	-	-	-	-	-	-	-	2-3/0
TEAM	3-5/0	1-1/0	-	-	1-2/0	-	-	1-2/0	-	-	-	-	-

RECEIVING	No-Yds/TD	ACU	NMS	BSU	TLS	AF	FS	CSU	WY	USU	TAMU	LV	SDSU
GRIFFIN IV, Jay WR	29-393/4	2-36/1	5-95/1	-	1-3/0	2-75/1	2-13/0	-	2-11/0	5-35/0	4-15/0	-	6-110/1
HART-JOHNSON, D WR	15-310/1	3-77/0	2-42/0	2-24/0	-	1-49/1	2-56/0	-	1-17/0	-	2-7/0	-	2-38/0
DAVIS, Chris WR	25-262/1	3-55/0	8-81/1	2-22/0	4-60/0	-	1-4/0	1-3/0	2-17/0	2-13/0	1-2/0	-	1-5/0
DRENNAN, O' WR	9-182/0	1-42/0	-	-	1-6/0	-	2-49/0	2-63/0	1-4/0	1-19/0	-	-	1-1/0
SHULER, Zahneer RB	5-60/0	-	-	-	1-27/0	-	2-23/0	-	-	-	-	-	2-10/0
UMEH, Anselem WR	3-59/1	-	-	1-14/1	-	-	2-45/0	DNP	DNP	-	-	-	-
REED, Patrick WR	6-52/0	-	-	2-17/0	-	-	-	1-21/0	2-16/0	1-2/0	-	-	-
JORDAN, Romell RB	8-48/0	-	1-5/0	1-2/0	-	1-22/0	2-8/0	-	1-1/0	1-8/0	-	-	1-2/0
CHESTNUT, Daryl RB	6-38/0	1-6/0	1-18/0	-	1-6/0	-	1-7/0	-	-	-	-	-	2-1/0
WILLIAMS, Mar. TE	1-27/0	-	-	-	-	-	-	1-27/0	-	-	-	-	-
MOLINA, Aaron WR	2-20/1	-	-	-	-	-	1-8/0	1-12/1	-	-	-	-	-

TACKLES

Total Tackles	UA-A	Total	ACU	NMS	BSU	TLS	AF	FS	CSU	WY	USU	TAMU	LV	SDSU
ROTHSCHILLER, J DB	46-30	76	4-4	5-1	1-1	2-5	6-6	3-1	4-2	3-1	3-3	6-0	5-2	4-4
GIRGLE, Jacob DB	33-35	68	3-4	3-1	2-4	2-4	7-6	DNP	1-5	1-1	2-4	3-1	4-2	5-3
HART, Alex LB	30-28	58	2-1	3-3	3-3	1-5	6-3	2-0	2-3	1-1	2-2	2-0	2-7	4-0
BURRELL, Jalin DB	40-13	53	4-1	5-3	2-1	5-1	3-2	1-0	5-0	2-1	3-1	6-1	2-1	2-1
OCASIO, Austin LB	24-25	49	1-3	1-0	5-3	0-1	3-6	-	3-3	0-2	3-0	2-1	2-4	4-2
OKONKWO, Kene DL	19-24	43	1-0	3-2	1-1	0-4	4-4	3-0	2-1	1-1	2-0	1-1	1-7	0-3
EPTING, Rashaun DB	19-18	37	1-0	4-2	3-4	3-4	1-5	4-1	DNP	-	0-1	3-1	-	DNP
ROSS, D'Angelo DB	21-7	28	1-0	1-0	0-2	1-0	-	2-1	4-1	1-2	2-0	1-0	3-1	5-0
BARNWELL, Jr. DB	15-13	28	1-1	1-2	2-3	1-0	DNP	4-0	1-4	4-2	1-1	DNP	DNP	DNP
TOHI, Evahelotu LB	17-10	27	1-2	-	-	2-0	2-2	3-1	-	4-3	1-0	2-0	2-2	-
HUGHES, Garrett DL	15-10	25	1-0	2-1	1-2	2-1	3-2	1-0	1-1	3-2	-	0-1	DNP	1-0
BAKER, Cody DL	11-13	24	1-1	0-2	-	2-1	3-2	2-0	2-2	0-1	-	1-1	0-2	0-1
PARKER, Bijon DB	13-10	23	4-2	1-2	2-1	0-2	1-1	1-0	3-1	DNP	DNP	DNP	DNP	1-1
FLACK, Jordan LB	14-8	22	-	4-1	1-1	1-1	-	-	1-3	0-1	2-0	1-0	3-0	1-1
TAMAIVENA, Siti LB	11-9	20	0-2	1-1	1-0	-	-	-	-	3-1	0-1	-	2-4	4-0
CONYERS, Jer. DL	8-9	17	-	1-1	1-1	0-1	1-2	2-0	1-1	-	1-0	1-1	0-2	-
LILLY, Elijah DB	13-1	14	3-0	3-0	2-0	2-0	1-0	-	-	1-1	-	1-0	-	-
MAXWELL, Ken. S	7-5	12	2-0	3-0	0-1	-	-	-	DNP	DNP	DNP	DNP	2-4	-
SEWELL, Jr., M. DB	7-4	11	2-0	-	DNP	3-0	1-1	DNP	DNP	1-3	DNP	DNP	-	DNP
BLACKWELL, Aa.	6-4	10	1-0	DNP	-	0-1	-	1-0	1-1	2-0	-	1-0	0-1	0-1
HOBDY, Jr., W. DB	6-3	9	1-0	-	-	-	DNP	-	-	1-3	1-0	3-0	-	-
ROTHSCHILLER, K DB	2-6	8	0-3	-	-	-	-	-	-	-	-	-	2-3	DNP
CARSON, Kimmie LB	6-1	7	DNP	DNP	DNP	0-1	-	4-0	2-0	DNP	DNP	DNP	DNP	DNP
POWELL, Everett DL	5-1	6	-	-	-	-	-	-	-	-	2-1	1-0	-	2-0
ORTEGA, Gabe DB	4-1	5	2-0	-	-	-	-	-	-	-	-	1-0	-	1-1
JOSEPH, Emman. DL	3-2	5	-	-	-	-	1-1	-	-	-	-	1-0	1-0	0-1
BAKER, DaQuan LB	3-0	3	-	DNP	DNP	-	1-0	-	-	DNP	DNP	DNP	DNP	2-0
BOYCE, Rayshawn LB	2-1	3	1-0	-	DNP	DNP	DNP	-	1-0	0-1	-	-	-	DNP
WILLIAMS, John. DL	3-0	3	-	-	-	-	1-0	2-0	-	DNP	DNP	DNP	DNP	DNP
JORDAN, Romell	3-0	3	1-0	-	-	1-0	-	-	-	-	-	-	-	1-0
FLOWERS, Nahje DL	1-2	3	-	-	-	-	0-1	1-0	-	0-1	-	-	-	-
DRENNAN, Q'	2-0	2	-	-	1-0	-	-	-	-	1-0	-	-	-	-
SOMOYE, Anu	1-1	2	-	-	-	-	-	-	-	-	1-0	-	-	0-1
MOLINA, Aaron	2-0	2	-	-	-	-	-	-	-	-	-	-	-	2-0
REED, Patrick	2-0	2	-	-	1-0	-	-	-	-	1-0	-	-	-	-
TUIOTI, Tekava	1-0	1	-	-	DNP	DNP	DNP	-	-	1-0	-	-	DNP	-
JORDAN, Avery	1-0	1	-	-	-	-	-	-	-	1-0	-	-	-	-
JENKINS, Aaron	1-0	1	-	-	1-0	-	-	-	-	-	-	-	-	-
DAVIS, Chris	1-0	1	-	1-0	-	-	-	-	-	-	-	-	-	-
CHESTNUT, Daryl	0-1	1	-	-	-	-	-	-	-	-	-	-	0-1	-
WILLIAMS, Mar.	1-0	1	-	-	-	-	-	-	-	-	-	-	1-0	-
MANLY, Blair DB	1-0	1	-	-	-	-	-	-	-	-	-	-	1-0	-
OWENS, Tyrone	1-0	1	-	-	-	-	-	1-0	-	-	-	-	-	-

SEPT. 2 VS. ABILENE CHRISTIAN



SEPT. 9 VS. NMSU



SEPT. 14 AT BOISE STATE



SEPT. 23 AT TULSA



SEPT. 30 VS. AIR FORCE



OCT. 14 AT FRESNO STATE



OCT. 20 VS. COLORADO ST.



OCT. 28 AT WYOMING



NOV. 4 VS. UTAH STATE



NOV. 11 AT TEXAS A&M



NOV. 17 VS. UNLV



NOV. 24 AT SAN DIEGO ST.



INDIVIDUAL**50-YARD TOUCHDOWN RUN**

New Mexico: 65, Richard McQuarley vs. Air Force (9/30/2017)
Opponent: 60, Juwan Washington, San Diego State (11/24/2017)

70-YARD RUN

New Mexico: 73, Teriyon Gipson vs. Wyoming (11/26/2016)
Opponent: 83, Armani Rogers, UNLV (11/17/2017)

70-YARD RECEPTION

New Mexico: 71, Jay Griffin IV from Lamar Jordan vs. Air Force (9/30/2017)
Opponent: 75, Keesean Johnson from Marcus McMariyon, Fresno State (10/14/2017)

30 RUSHING ATTEMPTS

New Mexico: 41, Kasey Carrier at UTEP (9/5/2013)
Opponent: 30, Arion Worthman, Air Force (9/30/2017)

150 YARDS RUSHING

New Mexico: 164, Tyrone Owens vs. UNLV (11/17/2017)
Opponent: 203, Rashaad Penny, San Diego State (11/24/2017)

200 YARDS RUSHING

New Mexico: 217, Teriyon Gipson vs. Wyoming (11/26/2016)
Opponent: 203, Rashaad Penny, San Diego State (11/24/2017)

TWO PLAYERS, 100 + YARDS RUSHING

New Mexico: Tyrone Owens (164), Daryl Chestnut (145) & Lamar Jordan (116) vs. UNLV (11/17/2017)
Opponent: Armani Rogers (193) & Lexington Thomas (127), UNLV (11/17/2017)

THREE PLAYERS, 100 + YARDS RUSHING

New Mexico: Tyrone Owens (164), Daryl Chestnut (145) & Lamar Jordan (116) vs. UNLV (11/17/2017)

Opponent: Marvin Kinsey (127), Izzy Matthews (107) & Dalyn Dawkins (102), Colorado State (11/19/2016)

30 PASS COMPLETIONS

New Mexico: 30, B.R. Holbrook vs. Texas Tech (2010)
Opponent: 34, Tyler Rogers, New Mexico State (9/9/2017)

50 PASS ATTEMPTS

New Mexico: 50, B.R. Holbrook vs. Texas Tech (2010)
Opponent: 57, Tyler Rogers, New Mexico State (9/9/2017)

400 YARDS PASSING

New Mexico: 408, Casey Kelly vs. UNLV (2003)
Opponent: 416, Nick Starkel, Texas A&M (11/11/2017)

100 YARDS RUSHING & PASSING

New Mexico: Coltin Gerhart (156 rushing, 108 passing) at Tulsa (9/23/2017)

Opponent: Armani Rogers (193 rushing, 211 passing), UNLV (11/17/2017)

500 YARDS TOTAL OFFENSE

New Mexico: 594, Jeremy Leach vs. Utah (1989)
Opponent: 527, Derek Carr, Fresno State (2013)

10 PASS RECEPTIONS

New Mexico: 11, Ty Kirk vs. New Mexico State (2011)
Opponent: 20, Thomas Sperbeck, Boise State (11/14/2015)

150 YARDS RECEIVING

New Mexico: 209, Deon Long vs. Sam Houston State (2011)
Opponent: 182, Jalen Robinette, Air Force (10/15/2016)

2+ PLAYERS, 100 + YARDS RECEIVING

New Mexico: Deon Long (209) & Ty Kirk (127) vs. Sam Houston State (2011)

Opponent: Roshaud Paul (129), Christian Kirk (120), Jhamon Ausbon (105), Texas A&M (11/11/2017)

SCORED THREE TOUCHDOWNS

New Mexico: 5, Richard McQuarley vs. Air Force (9/30/2017)
Opponent: 3, Austin Fort, Wyoming (10/28/2017)

FOUR TOUCHDOWN PASSES

New Mexico: 4, Graham Leigh vs. Utah State (1998)
Opponent: 4, Nick Starkel, Texas A&M (11/11/2017)

FOUR RUSHING TOUCHDOWNS

New Mexico: 5, Richard McQuarley vs. Air Force (9/30/2017)
Opponent: 5, Dee Hart, Colorado State (11/22/2014)

THREE TOUCHDOWN RECEPTIONS

New Mexico: 3, Deon Long vs. Sam Houston State (2011)
Opponent: 3, Cedrick Wilson, Boise State (10/7/2016)

FIVE FIELD GOALS

New Mexico: 5, James Aho vs. Arizona (2008)
Opponent: 5, Drew Dunning, Washington St. (2003)

50-YARD FIELD GOAL

New Mexico: 51, Jason Sanders vs. Colorado State (10/20/2017)
Opponent: 52, Wyatt Bryan, Colorado State (10/20/2017)

TWO INTERCEPTIONS

New Mexico: 2, Lee Crosby vs. Hawai'i (10/17/15)
Opponent: 2, Tariq Thompson, San Diego State (11/24/2017)

TWO FUMBLE RECOVERIES

New Mexico: 2, A.J. Butler vs. Utah (2010)
PUNT RETURN FOR TOUCHDOWN (no block)

New Mexico: 63 yards, Dwight Counter vs. Weber State (2002)
Opponent: 90 yards, Christian Kirk, Texas A&M (11/11/2017)

TWO PUNT RETURNS FOR TOUCHDOWN (no block)

New Mexico: Has not occurred
Opponent: 64 yards, 61 yards Cliff Harris, Oregon (2010)

KICKOFF RETURN FOR A TOUCHDOWN

New Mexico: 100 yards, Elijah Lilly vs. Texas A&M (11/11/2017)
Opponent: 100 yards, Mike Edwards, Hawai'i (2012)

INTERCEPTION RETURN FOR TOUCHDOWN

New Mexico: 91 yards, Jake Rothschilder vs. Abilene Christian (9/2/2017)
Opponent: 65 yards, Alex Means, Air Force (2012)

BLOCKED PAT

New Mexico: Ryan Santos vs. Nevada (11/5/2016)
Opponent: Kevin Strong, Jr., UTSA (12/17/2016)

BLOCKED FIELD GOAL

New Mexico: Nik D'Avanzo vs. Colorado State (11/21/2015)
Opponent: DeAndre Elliott, Colorado State (11/21/2015)

BLOCKED FIELD GOAL RETURN

New Mexico: 45 yards, Anthony Hooks vs. UTEP (2010)
Opponent: Has not occurred

BLOCKED PUNT

New Mexico: Victor James at San Diego State (2009)
Opponent: Kamalei Correa, Boise State (11/8/2014)

FUMBLE RETURN FOR A TOUCHDOWN

New Mexico: 46 yards, Lee Crosby at Hawai'i (10/29/2016)
Opponent: 70 yards, David Woodward, Utah State (11/4/2017)

DEFENSIVE TWO-POINT CONVERSION

New Mexico: Jalin Burrell vs. New Mexico State (9/9/2017)
Opponent: Has not occurred

TEAM**OVERTIME GAME**

Won 42-35 (OT) at UTEP (2013)

SHUTOUT

New Mexico: 66-0 vs. Mississippi Valley State (9/5/2015); FBS: 24-0 vs. Wyoming (2008)

Opponent: 38-0, Fresno State (10/14/2017)

50 POINTS

New Mexico: 56 vs. Air Force (9/30/2017)
Opponent: 55, Texas A&M (11/11/2017)

60 RUSHING ATTEMPTS

New Mexico: 64 vs. Nevada (11/5/2016)
Opponent: 63, Air Force (9/30/2017)

300 YARDS RUSHING

New Mexico: 482, vs. UNLV (11/17/2017)
Opponent: 323, UNLV (11/17/2017)

400 YARDS RUSHING

New Mexico: 482, UNLV (11/17/2017)
Opponent: 412, Colorado State (11/19/2016)

FOUR RUSHING TDS

New Mexico: 5, UNLV (11/17/2017)
Opponent: 5, Colorado State (11/19/2016)

400 YARDS PASSING

New Mexico: 434 vs. Sam Houston State (2011)
Opponent: 499, Texas A&M (11/11/2017)

FOUR PASSING TDS

New Mexico: 4 vs. Sam Houston State (2011)
Opponent: 5, Texas A&M (11/11/2017)

500 YARDS TOTAL OFFENSE

New Mexico: 509 vs. Air Force (9/30/2017)
Opponent: 534, UNLV (11/17/2017)

30 FIRST DOWNS

New Mexico: 33 vs. San Diego State (2005)
Opponent: 40, Boise State (11/14/2015)

INTERCEPTED FIVE PASSES

New Mexico: 5 vs. San Diego State (2003)
Opponent: 5, Wyoming (10/28/2017)

100 YARDS IN PENALTIES

New Mexico: 105 vs. Colorado State (10/20/2017)
Opponent: 141, BYU (2010)

LOST FIVE FUMBLES

New Mexico: 5 vs. Brigham Young (1984)
Opponent: 5, Air Force (2007)

FAILED TO GAIN 100 YARDS RUSHING

New Mexico: 82 vs. San Diego State (11/24/2017)
Opponent: 8, Abilene Christian (9/2/2017)

FAILED TO GAIN 100 YARDS PASSING

New Mexico: 0, UNLV (11/17/2017)
Opponent: 48 vs. Mississippi Valley State (9/5/2015)

FAILED TO GAIN 200 YARDS TOTAL OFFENSE

New Mexico: 144, at Texas A&M (11/11/2017)
Opponent: 74 vs. Mississippi Valley State (9/5/2015)

RECORDED A SAFETY

New Mexico: Maurice Daniels sacked New Mexico State's Nick Jeanty in the end zone (10/3/2015)

Opponent: Team safety, TCU (2009)

NO PUNTS

New Mexico: vs. Colorado State (2013)
Opponent: Colorado State (11/21/2015)

SCORED TDS ON OFFENSE, DEFENSE AND SPECIAL TEAMS

New Mexico: vs. ULM (10/22/2016)
Opponent: Utah (2010)

BOLD denotes occurred in 2017

TOP MARKS BY UNM OPPONENTS VS. LOBOS

INDIVIDUAL		TEAM	
First Downs	40, Boise State (11/14/2015)	INTs	3, Gerald Campbell, UTEP (1950)
Rushing Att.	47, Steve Bartalo, CSU (1985)		3, Gene Franz, BYU (1962)
			3, Derwin Gray, BYU (1990)
Rushing Yards	325, Andre Davis, TCU (1994)		7, UTEP (1950)
	646, Air Force (1987)		7, West Texas (1950)
Long TD	94, Alvester Alexander, Wyoming (2010)		7, Arizona (1953)
Rushing Tds	6, Kapri Bibbs, Colorado State (2013)	Rec. Yards	281, Thomas Sperbeck, Boise State (11/14/2015)
		Receptions	22, Jay Miller, BYU (1973)
Pass Att.	75, Brett Rypien, Boise State (11/14/2015)	TD Rec.	4, Kirk Pendleton, BYU (1983)
	75, Boise State (11/14/2015)		4, Roger Garidel, Utah (1971)
Pass Comp.	47, Chase Holbrook, New Mexico St. (2007)	INT Return	100, Larry Durham, UTEP (1962)
	47, New Mexico St. (2007)	Field Goals	5, Hawai'i (1981)
Passing Yards	585, Robbie Bosco, BYU (1985)		5, Washington St. (2003)
	585, BYU (1985)	Long FG	56, Owen Pochman, BYU (2000)
Long Pass	98, Jack Steptoe from Dan Hagemann, Utah (1976)	Punts	13, Lonnie Crittenden, UTEP (1962)
Total Plays	84, Brad Smith, Missouri (2005)		13, UTEP (1962)
	105, Missouri (2005)		13, UTEP (1983)
Total Off.	592, Robbie Bosco, BYU (1985)	Long Punt	89, Jeff Babcock, Colorado St. (2004)
	822, Fresno State (2013)	Punt Return	95, Morris Owens, Arizona St. (1972)
TD Passes	7, Derek Carr, Fresno State (2013)	KO Return	100, Cedric Johnson, UTEP (1996)
	7, Fresno State (2013)		100, Ivory McCann, Texas Tech (2001)
	7, UTEP (1967)		



14

Game 1: 9/2/2017
Albuquerque, N.M.
Att: 21,465

38

ALBUQUERQUE, N.M. — Lamar Jordan threw for a career-high 213 yards and a touchdown as New Mexico rolled to 481 yards of offense, and combined that with a stellar defensive effort for a 38-14 season-opening win over Abilene Christian. The win was UNM's eighth in the last nine games dating back to last season, and its third in a row.

Defensively, UNM put forth a terrific effort, scoring a touchdown and limiting the Wildcats to just eight yards rushing and 4.98 yards per passing attempt. The touchdown came in the fourth quarter after the Wildcats recovered a fumbled punt at the UNM 6-yard line. On fourth down from the UNM 5-yard line, Dallas Sealey's pass was picked off by Jake Rothschilder, and the defensive captain weaved his way 91 yards for his first career score.

UNM's defense actually got off to a slow start. After Richard McQuarley was stopped on fourth and goal at the 1-yard line, Abilene Christian drove 99 yards for a touchdown and a 7-0 lead. However, UNM would roll to the next 38 points in putting the contest away.

First, the Lobos answered on a five-play, 71-yard drive highlighted by a Jordan to Chris Davis 27-yard pass. Another pass, this to Delane Hart-Johnson, set up Daryl Chestnut's first touchdown of the evening, a four-yarder for a 7-7 tie. After a missed 51-yard field goal by ACU, UNM went to the air again with Hart-Johnson hauling in a 47-yard bomb. Tyrone Owens then scored two plays later to make it 14-7, and the score stayed that way through halftime.

In the third UNM scored on its opening possession with a 75-yard drive that took eight plays. On that eighth play, Chestnut got a crucial block from Romell Jordan, springing him like a bullet for a 54-yard touchdown. Rothschilder on the next drive sacked Sealey, forcing a fumble that Alex Hart recovered, leading to a 25-yard Jason Sanders field goal, making it 24-7.

It stayed that way until the fourth and Rothschilder's 91-yard touchdown. UNM got its last score when on fourth and six from the Abilene Christian 36, Jordan lofted a pass down the sideline that was hauled in by Jay Griffin IV for his first career catch and touchdown, making it 38-7.

ACU tacked on a touchdown with 14 seconds left to account for the final score.

Score by Quarters	1	2	3	4	Total
Abilene Christian	7	0	0	7	14
New Mexico	7	7	10	14	38

Qtr Time Scoring play

1st 03:54 ACU - C. Whitley 36 yd pass from D. Sealey (N. Grau kick), 15-99 5:46
 01:28 NM - CHESTNUT, Daryl 4 yd run (SANDERS, Jason kick), 5-71 2:20
 2nd 11:20 NM - OWENS, Tyrone 4 yd run (SANDERS, Jason kick), 3-66 1:30
 3rd 06:04 NM - CHESTNUT, Daryl 54 yd run (SANDERS, Jason kick), 8-75 3:25
 02:40 NM - SANDERS, Jason 25 yd field goal, 5-13 2:03
 4th 13:57 NM - GRIFFIN IV, Jay 37 yd pass from JORDAN, Lamar (SANDERS, Jason kick), 5-85 1:38
 11:06 NM - ROTHSCHILDER, Jake 91 yd interception return (SANDERS, Jason kick)
 00:14 ACU - H. Lees 34 yd pass from L. Anthony (N. Grau kick), 2-34 0:37

	ACU	NM
FIRST DOWNS	20	21
RUSHES-YARDS (NET)	21-8	40-259
PASSING YDS (NET)	274	222
Passes Att-Comp-Int	55-35-2	18-12-0
TOTAL OFFENSE PLAYS-YARDS	76-282	58-481
Fumble Returns-Yards	0-0	0-0
Punt Returns-Yards	0-0	1--11
Kickoff Returns-Yards	2-34	2-47
Interception Returns-Yards	0-0	2-108
Punts (Number-Avg)	6-45.7	1-37.0
Fumbles-Lost	2-1	2-2
Penalties-Yards	6-48	4-29
Possession Time	33:39	26:21
Third-Down Conversions	7 of 18	3 of 9
Fourth-Down Conversions	0 of 1	1 of 3
Red-Zone Scores-Chances	0-1	3-4
Sacks By: Number-Yards	3-10	2-31

RUSHING: Abilene Christian-J. Miller 4-26; T. James 4-19; D. Brown 5-minus 1; D. Sealey 7-minus 10; TEAM 1-minus 26. New Mexico-JORDAN, Romell 3-65; CHESTNUT, Daryl 4-64; JORDAN, Lamar 7-52; OWENS, Tyrone 8-41; McQUARLEY, Richard 10-22; MORAN, Kentrail 3-13; VIGILANT, Daevon 4-3; TEAM 1-minus 1.

PASSING: Abilene Christian-D. Sealey 33-53-2-240; L. Anthony 2-2-0-34. New Mexico-JORDAN, Lamar 11-17-0-213; TUIOTI, Tekava 1-1-0-9.

RECEIVING: Abilene Christian-D. Qualls 9-37; T. Grant 7-49; C. Whitley 4-59; D. Brown 4-19; J. Fink 3-24; J. Miller 3-16; H. Lees 2-34; C. Cokley 1-2. New Mexico-HART-JOHNSON, Delane 3-77; DAVIS, Chris 3-55; GRIFFIN IV, Jay 2-36; DRENNAN, Q' 1-42; CHESTNUT, Daryl 1-6; McQUARLEY, Richard 1-3; OWENS, Tyrone 1-3.

INTERCEPTIONS: Abilene Christian-None. New Mexico-ROTHSCHILDER, Jake 1-91; GIRGLE, Jacob 1-17.

FUMBLES: Abilene Christian-TEAM 1-0; D. Sealey 1-1. New Mexico-VIGILANT, Daevon 1-1; DAVIS, Chris 1-1.

Abilene Christian (0-1) vs. New Mexico (1-0)

Date: Sep 02, 2017 • Site: Albuquerque, N.M. • Stadium: Dreamstyle Stadium

Attendance: 21475

Kickoff time: 6:05 pm • End of Game: 9:21 • Total elapsed time: 3:16
 Officials: Referee: Kevin Boltmann; Umpire: Jason Parker; Linesman: Gregory Downum;
 Line Judge: Jay Bilbo; Back Judge: Al Moore; Field Judge: Robert Asel;
 Side Judge: Dave Curschman; Center Judge: Tyree Walton;
 Temperature: 91 • Wind: Calm • Weather: Hazy



30

Game 2: 9/9/2017
Albuquerque, N.M.
Att: 32,427

28

ALBUQUERQUE, N.M. — It was nearly the greatest comeback in Lobo football history.

Nearly.

Down 30-5 in the fourth quarter, New Mexico, behind backup redshirt freshman quarterback Tevaka Tuioti, went on a furious rally, but it fell just short as a potential tying 2-point conversion was knocked away and New Mexico State escaped with a 30-28 win in front of 32,427 fans, the largest home crowd for the Lobos since the 2009 Rio Grande Rivalry matchup.

After entering the fourth quarter down 30-5, the Lobos scored the final 23 points of the game as they found their rhythm late. Backup quarterback Tekava Tuioti spurred the UNM comeback with a five-yard touchdown pass to Chris Davis, but the failed two-point conversion kept the score at 30-11. Two minutes later, Jay Griffin IV ran the ball 61 yards into the end zone, and this time a successful two-point attempt made the score 30-19. The Lobos then cut the lead to eight points on their next possession with a 22-yard field goal. The field goal came about after it looked like Tyrone Owens was going to waltz into the end zone, but he got tripped up by the feet on one of his own linemen.

UNM got the ball back after a three-and-out with 2:38 on the clock needing 80 yards. After an incomplete pass, Tuioti hit Delane Hart-Johnson near midfield. Then Griffin caught a pass to move inside Aggie territory. After a false start, Rafael Hidalgo, seeing his first career action, made a 13-yard catch, and Romell Jordan picked up the first down on third-and-two.

With 1:11 left on the game clock, Tuioti completed a 19-yard touchdown pass to the Griffin IV, giving the Lobos a chance to tie with a two-point conversion, but the attempt failed and the Aggies recovered the UNM onside kick to run the clock out.

The Lobos compiled 226 of their total 430 yards of offense in the fourth quarter, and Tuioti threw his first career touchdown pass with 12:42 on the clock before adding another score to finish the night with 151 passing yards.

The Lobos struggled to take care of the ball, finishing the night with four turnovers for the first time since a 40-7 loss to BYU on Nov. 20, 2010. Lamar Jordan failed to find his stride, throwing two interceptions while compiling 103 yards in the air. Jay Griffin IV led the Lobos with 61 yards rushing and 95 receiving, while Chris Davis added another 81 on the ground including his first career touchdown.

On the other side, the NMSU offense compiled 500 total yards of offense, with Tyler Rogers throwing for 401 yards and four scores. Larry Rose III rushed for an additional 99 yards on 21 carries.

Score by Quarters	1	2	3	4	Total
New Mexico State	13	10	7	0	30
New Mexico	2	3	0	23	28

Qtr Time Scoring play

1st 12:56 NMS - Clark, OJ 30 yd pass from Rogers, Tyler (Cramer, Conner rush fumbled), 5-42 1:19
 12:56 NM - BURRELL, Jalin PAT return
 04:25 NMS - Lottie, Izalaih 81 yd pass from Rogers, Tyler (Brown, Dylan kick), 3-93 1:11
 11:02 NM - SANDERS, Jason 23 yd field goal, 11-56 4:27
 06:14 NMS - Brown, Dylan 39 yd field goal, 7-21 1:54
 02:22 NMS - Lottie, Izalaih 17 yd pass from Rogers, Tyler (Brown, Dylan kick), 7-80 2:09
 03:28 NMS - Scott, Jaleel 8 yd pass from Rogers, Tyler (Brown, Dylan kick), 9-63 2:09
 4th 12:42 NM - DAVIS, Chris 5 yd pass from TUIOTI, Tekava (TUIOTI, Tekava pass failed), 6-54 1:56
 10:09 NM - GRIFFIN IV, Jay 61 yd run (McQUARLEY, Richard pass from TUIOTI, Tekava), 1-61 0:13
 06:11 NM - SANDERS, Jason 22 yd field goal, 6-31 1:01
 01:11 NM - GRIFFIN IV, Jay 19 yd pass from TUIOTI, Tekava (TUIOTI, Tekava pass failed), 8-80 1:27

	NMS	NM
FIRST DOWNS	23	21
RUSHES-YARDS (NET)	26-99	37-176
PASSING YDS (NET)	401	254
Passes Att-Comp-Int	57-34-1	38-20-2
TOTAL OFFENSE PLAYS-YARDS	83-500	75-430
Fumble Returns-Yards	0-0	1-7
Punt Returns-Yards	0-0	1-15
Kickoff Returns-Yards	1-7	2-40
Interception Returns-Yards	2-29	1-17
Punts (Number-Avg)	9-38.9	8-50.1
Fumbles-Lost	3-1	2-2
Penalties-Yards	10-82	13-104
Possession Time	30:22	29:38
Third-Down Conversions	6 of 18	2 of 13
Fourth-Down Conversions	1 of 1	1 of 1
Red-Zone Scores-Chances	2-2	4-4
Sacks By: Number-Yards	1-11	1-4

RUSHING: New Mexico State-Rose III, Larry 21-99; Huntley, Jason 2-4; Rogers, Tyler 2-1; TEAM 1-minus 5. New Mexico-GRIFFIN IV, Jay 1-61; CHESTNUT, Daryl 9-44; OWENS, Tyrone 9-33; McQUARLEY, Richard 10-30; TUIOTI, Tekava 2-8; JORDAN, Romell 2-8; JORDAN, Lamar 4-minus 8.

PASSING: New Mexico State-Rogers, Tyler 34-57-1-401. New Mexico-JORDAN, Lamar 10-19-2-103; TUIOTI, Tekava 10-19-0-151.

RECEIVING: New Mexico State-Scott, Jaleel 8-91; Rose III, Larry 7-48; Clark, OJ 4-49; Cramer, Conner 4-19; Lottie, Izalaih 3-102; Boone, J. 2-25; Huntley, Jason 2-24; Aganon, Josh 2-11; Muse, Anthony 1-26; Dan, Drew 1-6. New Mexico-DAVIS, Chris 8-81; GRIFFIN IV, Jay 5-95; HART-JOHNSON, Delane 2-42; CHESTNUT, Daryl 1-18; HIDALGO, Rafael 1-13; JORDAN, Romell 1-5; OWENS, Tyrone 1-4; McQUARLEY, Richard 1-minus 4.

INTERCEPTIONS: New Mexico State-Laforce, Ron 2-29. New Mexico-GIRGLE, Jacob 1-17.

FUMBLES: New Mexico State-Huntley, Jason 2-0; Clark, OJ 1-1. New Mexico-OWENS, Tyrone 1-1; McQUARLEY, Richard 1-1.

New Mexico State (1-1) vs. New Mexico (1-1)

Date: Sep 09, 2017 • Site: Albuquerque, N.M. • Stadium: Dreamstyle Stadium

Attendance: 32427

Kickoff time: 6:06 pm • End of Game: 9:36 • Total elapsed time: 3:30
 Officials: Referee: Jason McArthur; Umpire: Chad Walker; Linesman: Greg LeFils, Sr.;
 Line Judge: Walter Flowers; Back Judge: Frank Sanchez; Field Judge: Dan Moore;
 Side Judge: Keith Claiborne; Center Judge: Greg LeFils, Jr.;
 Temperature: 88 F • Wind: SSW 11 • Weather: Mostly cloudy



14 Game 3: 9/14/2017
Boise, Idaho
28 Att: 28,385

BOISE, Idaho --- The New Mexico Lobos' defense kept them in the game, but in the end it wasn't enough to overcome a stout Boise State defense as the Lobos dropped a 28-14 decision in Boise to fall to 1-2 on the season and 0-1 in the Mountain West.

UNM stayed close the whole way, but got into trouble on offense when Lamar Jordan took a vicious late hit after throwing the ball away from Chase Hatada, who was ejected for targeting. Unfortunately, UNM lost the services of Jordan for the game as he was injured and couldn't return. With Tevaka Tuoti, the author of UNM's near comeback last week vs. New Mexico State back in Albuquerque with an injury, that left it up to Coltin Gerhart. Gerhart was not just taking his first snaps for UNM, but his first snaps since high school in 2013.

UNM fell behind after fumbling the ball on the opening drive, a drive which saw UNM move into Bronco territory. BSU got a 28-yard touchdown run from Montell Cozart in his first start at quarterback for a 7-0 lead. UNM answered early in the second quarter when Tyrone Owens took a pitch and scored from 5 yards out to make it 7-7, but BSU answered right back with an 8-play, 91-yard drive capped by a short touchdown catch by Jake Roh.

It stayed that way until just before half, when Jordan was knocked out of the game. Gerhart came in and led UNM into BSU territory, but a 53-yard field goal attempt by Jason Sanders was long enough but wide to the left. That kept the game 14-7, and it stayed that way until the fourth.

UNM's defense kept them in the game until early in the fourth quarter, when after getting pinned at its own 1-yard line, UNM was forced to punt from there, and BSU took the ensuing possession for a short 17-yard touchdown drive, capping it off with a trick-play touchdown as the tight end Roh took a direct snap for a 6-yard touchdown. Roh added another touchdown catch to make it 28-7 with 3:11 left.

Down 28-7, Gerhart threw a 14-yard touchdown to Anselem Umeh for his first career touchdown pass and Umeh's first career catch to make it 28-14. BSU recovered the onside kick and then took a pair of kneel-downs to end it.

UNM took a lot of chances, converting a fake punt for a first down and going 2-for-4 on fourth down, with one of the misses actually a conversion before the McQuarley fumble. UNM also tried a flea flicker in the fourth quarter that looked open but Gerhart was hit as he threw and the ball was picked off.

However, it was UNM's stout defense that kept it close, throwing five three-and-outs and allowing just 5.4 yards per play. UNM's offense was limited to just 267 yards on the night, outgaining Boise State 277-264.

Score by Quarters	1	2	3	4	Total
New Mexico	0	7	0	7	14
Boise State	7	7	0	14	28

Qtr Time Scoring play

1st 09:49 BSU - COZART, Montell 28 yd run (HOGGARTH, Haden kick), 5-46 2:03
2nd 14:15 NM - OWENS, Tyrone 5 yd run (SANDERS, Jason kick), 10-42 4:37
09:47 BSU - ROH, Jake 5 yd pass from COZART, Montell (HOGGARTH, Haden kick), 8-90 4:28
4th 11:55 BSU - ROH, Jake 6 yd run (HOGGARTH, Haden kick), 3-17 1:01
03:11 BSU - ROH, Jake 15 yd pass from COZART, Montell (HOGGARTH, Haden kick), 8-58 4:27
01:11 NM - UMEH, Anselem 14 yd pass from GERHART, Coltin (SANDERS, Jason kick), 6-75 2:00

	NM	BSU
FIRST DOWNS	18	12
RUSHES-YARDS (NET)	51-198	32-127
PASSING YDS (NET)	79	137
Passes Att-Comp-Int	16-8-1	19-15-0
TOTAL OFFENSE PLAYS-YARDS	67-277	51-264
Fumble Returns-Yards	0-0	1-14
Punt Returns-Yards	2-4	2-28
Kickoff Returns-Yards	2-38	1-19
Interception Returns-Yards	0-0	1-2
Punts (Number-Avg)	6-41.7	6-43.0
Fumbles-Lost	1-1	0-0
Penalties-Yards	1-5	8-73
Possession Time	33:04	26:56
Third-Down Conversions	3 of 13	4 of 11
Fourth-Down Conversions	2 of 4	0 of 1
Red-Zone Scores-Chances	2-2	3-3
Sacks By: Number-Yards	1-1	1-16

RUSHING: New Mexico-GERHART, Coltin 8-49; OWENS, Tyrone 14-46; McQUARLEY, Richard 10-36; CHESTNUT, Daryl 5-28; JORDAN, Lamar 9-20; JORDAN, Romell 4-12; GRIFFIN IV, Jay 1-7. Boise State-COZART, Montell 9-71; WOLPIN, Ryan 11-39; MATTISON, Alex 6-10; MAHONEY, Robert 2-7; ROH, Jake 1-6; TEAM 3-minus 6.

PASSING: New Mexico-GERHART, Coltin 7-13-1-67; JORDAN, Lamar 1-2-0-12; TEAM 0-1-0-0. Boise State-COZART, Montell 15-19-0-137.

RECEIVING: New Mexico-HART-JOHNSON, Delane 2-24; DAVIS, Chris 2-22; REED, Patrick 2-17; UMEH, Anselem 1-14; JORDAN, Romell 1-2. Boise State-WILSON, Cedrick 3-64; ROH, Jake 3-25; MODSTER, Sean 3-12; WOLPIN, Ryan 2-8; RICHARDSON, AJ 1-11; MATTISON, Alex 1-9; DHAENENS, Alec 1-8; THOMAS, CT 1-0.

INTERCEPTIONS: New Mexico-None. Boise State-VANDER ESCH, L. 1-2.

FUMBLES: New Mexico-McQUARLEY, Richard 1-1. Boise State-None.

New Mexico (1-2, 0-1) vs. Boise State (2-1, 1-0)

Date: Sep 14, 2017 • Site: Boise, Idaho • Stadium: Albertsons Stadium
Attendance: 28385

Kickoff time: 6:05 • End of Game: 9:07pm • Total elapsed time: 3:02
Officials: Referee: Mike Defee; Umpire: Robert Richeson; Linesman: Cal McNeil;
Line Judge: Derek Anderson; Back Judge: Terry Jones; Field Judge: Joe Blubaugh;
Side Judge: Lo'van Pham; Center Judge: Marvel Juiy;
Temperature: 70F • Wind: NW 10mph • Weather: Partly Cloudy



16 Game 4: 9/23/2017
Tulsa, Okla.
13 Att: 18,026

TULSA, Okla. --- There were heroes aplenty, but the biggest was certainly Jason Sanders, who kicked a career-long 53-yard field goal with no time left to propel the Lobos to a 16-13 win in the sweltering heat and humidity at Tulsa, evening UNM's record at 2-2.

Sanders' field goal was his third of the game, and it came after a false start penalty moved the attempt back five yards. The winning kick and drive was set up by a diving interception by Bijon Parker, which was UNM's only takeaway of the game and UNM effectively killed off the final 4:43 of the game.

Parker's interception was of the diving variety, and it gave UNM the ball on its own 44-yard line. UNM then went just 22 yards, but took up 10 plays, with Romell Jordan converting a huge 3rd-and-1 and then Coltin Gerhart converting a 3rd-and-4. UNM then ran it twice for three yards, setting up Sanders' kick.

UNM got an unbelievable effort from both Coltin Gerhart in his first start at quarterback since high school in 2013, rushing for 156 yards and throwing for another 108 yards. He also scored UNM's only touchdown of the game, diving in from 19-yards out to finish off UNM's opening drive of the game.

Defensively however might be where the real story lies, as UNM's stout defense allowed just 286 yards on 58 plays, 35 plays below its average. After UNM fumbled on fourth-and-1 at the Tulsa 2-yard line, Tulsa drove deep into UNM territory. It looked like D'Angelo Brewer would give the Golden Hurricane the lead as he broke free down the UNM sideline, but Michael Sewell, Jr., who had just entered the game, chased him down at the UNM 24-yard line. Tulsa had to settle for a short Redford Jones field goal to tie the game at 13-13 seven seconds into the fourth quarter.

UNM's defense consistently came up with big plays. Along with Sewell, Jr. and Parker, Jordan Flack's sack on fourth down ended a drive, and UNM forced four punts. Tulsa, which was averaging over 360 yards per game on the ground, totaled just 155, while UNM churned out 338.

Churning might be the operative word, as UNM had clock consuming drives of 8:41 and 9:55 in the game, playing an effective version of keep-away with Tulsa's offense. UNM held the ball for an unreal 42:41 in the game, and it was spread out, with over 21 minutes of possession time each half.

UNM took a 7-0 lead on the opening drive, going 79 yards in six plays, all on the ground, the last 19 from Gerhart. The two teams traded field goals, with Jones from 50 and Sanders from 34 before Tulsa tied it with 12:49 left in the first half on a 4-yard Brewer run. Sanders gave UNM a lead on the ensuing drive with a 39-yard field goal and it stayed 13-10 UNM through the half.

Jones' 26-yard field goal tied it seven seconds into the fourth and it stayed that way until Sanders' career-long boot into the wind walked it off.

Score by Quarters	1	2	3	4	Total
New Mexico	7	6	0	3	16
Tulsa	3	7	0	3	13

Qtr Time Scoring play

1st 11:32 NM - GERHART, Coltin 19 yd run (SANDERS, Jason kick), 6-79 3:28
07:45 TLS - JONES, R. 50 yd field goal, 7-14 1:20
2nd 13:57 NM - SANDERS, Jason 34 yd field goal, 17-73 8:41
12:49 TLS - BREWER, D. 4 yd run (JONES, R. kick), 5-75 1:08
08:08 NM - SANDERS, Jason 39 yd field goal, 8-59 4:35
4th 14:53 TLS - JONES, R. 26 yd field goal, 12-84 3:57
00:00 NM - SANDERS, Jason 53 yd field goal, 10-22 4:43

	NM	TLS
FIRST DOWNS	25	15
RUSHES-YARDS (NET)	59-338	31-155
PASSING YDS (NET)	108	131
Passes Att-Comp-Int	14-9-1	27-13-1
TOTAL OFFENSE PLAYS-YARDS	73-446	58-286
Fumble Returns-Yards	0-0	0-0
Punt Returns-Yards	1-16	0-0
Kickoff Returns-Yards	3-45	0-0
Interception Returns-Yards	1-0	1-18
Punts (Number-Avg)	1-46.0	4-44.5
Fumbles-Lost	4-2	0-0
Penalties-Yards	6-49	6-59
Possession Time	42:41	17:19
Third-Down Conversions	6 of 15	5 of 13
Fourth-Down Conversions	1 of 3	1 of 2
Red-Zone Scores-Chances	3-5	2-2
Sacks By: Number-Yards	2-16	1-5

RUSHING: New Mexico-GERHART, Coltin 24-156; JORDAN, Romell 12-54; OWENS, Tyrone 6-43; McQUARLEY, Richard 10-34; CHESTNUT, Daryl 4-23; GRIFFIN IV, Jay 1-20; CARROLL, Bryson 1-10; TEAM 1-minus 2. Tulsa-BREWER, D. 16-131; BROOKS, S. 9-28; PRESIDENT, C. 6-minus 4.

PASSING: New Mexico-GERHART, Coltin 9-14-1-108. Tulsa-PRESIDENT, C. 13-27-1-131.

RECEIVING: New Mexico-DAVIS, Chris 4-60; SHULER, Zahneer 1-27; McQUARLEY, Richard 1-6; CHESTNUT, Daryl 1-6; DRENNAN, Q. 1-6; GRIFFIN IV, Jay 1-3. Tulsa-HOBBS, J. 7-93; JOHNSON, K. 3-14; BREWER, D. 1-11; STEWART, J. 1-8; CARTER, N. 1-5.

INTERCEPTIONS: New Mexico-PARKER, Bijon 1-0. Tulsa-SUITS, C. 1-18.

FUMBLES: New Mexico-GERHART, Coltin 2-1; CHESTNUT, Daryl 1-0; McQUARLEY, Richard 1-1. Tulsa-None.

New Mexico (2-2) vs. Tulsa (1-3)

Date: Sep 23, 2017 • Site: Tulsa, Okla. • Stadium: H.A. Chapman Stadium
Attendance: 18026

Kickoff time: 12:30 pm • End of Game: 3:29 pm • Total elapsed time: 2:59
Officials: Referee: M. VanderVelde; Umpire: Rico Orsot; Linesman: Bill Scott;
Line Judge: John Kilmer; Back Judge: Robert Lewis; Field Judge: Matt Binford;
Side Judge: Steve Heiman; Center Judge: Greg Reid;
Temperature: 87 • Wind: SSE @ 11 • Weather: partly cloudy



38

56

Game 5: 9/30/2017
Albuquerque, N.M.
Att: 21,864

ALBUQUERQUE, N.M. --- Senior Richard McQuarley tied a 21-year-old program record with five rushing touchdowns on Saturday night to lead the Lobos to a 56-38 rout of the visiting Air Force Falcons. The 18-point margin of victory marks the first time in the Bob Davie era that a matchup between the two teams was decided by more than 12 points.

With the win, New Mexico improves to 3-2 on the season and 1-1 in the Mountain West.

In his first game back from an injury against Boise State on Sept. 14, Lamar Jordan threw for 146 yards and two touchdowns, in addition to rushing for 68 yards. Tyrone Owens compiled 84 yards on the ground, while Romell Jordan added 28 yards and a touchdown. New Mexico finished the night with 509 yards of total offense, while the defense recorded four sacks for a loss of 29 yards.

The Lobos went three-and-out on their opening possession, but forced Air Force to punt on its first two drives of the night. McQuarley put the Lobos on the board with a three-yard rush with 2:22 remaining in the first quarter, set up by a 15-yard carry by Tyrone Owens. After the 61-minute weather delay, the Falcons answered with a 15-yard run by Tim McVey to tie the game at seven with 12 minutes left in the second quarter.

A minute later, facing third-and-six on his own 29-yard line, Jordan found Jay Griffin IV for the 71-yard touchdown pass to take a 14-7 lead. Air Force tied the game again at 14 with a 28-yard pass from Arion Worthman to Geraud Sanders, and then forced the Lobos to punt on their following possession.

Following a fourth-and-one conversion at the New Mexico four-yard line, the Falcons took their first lead of the night with 1:39 remaining in the half on a one-yard rush by Worthman.

After the teams traded punts to open the third quarter, Jordan connected with Delane Hart-Johnson for a 49-yard score on the first play of the Lobos' next drive, tying the score at 21. Two minutes later, Garrett Hughes forced an Air Force fumble, which was recovered by Jake Rothschilder on the Falcons' 21-yard line. After two 10-yard carries from Owens and Lamar Jordan, McQuarley capped off the drive with a six-yard run to give the Lobos a 28-21 lead.

On its following drive, New Mexico seemed to stop Air Force in a fourth-and-three attempt, only to have the play negated by a facemask penalty. Three snaps later, an incomplete pass by Worthman left the Falcons facing fourth-and-10 on New Mexico's 16-yard line, and Air Force kicked a 33-yard field goal to slim the Lobo lead to four, 28-24.

After a touchback gave New Mexico the ball on its own 25-yard line, Lamar Jordan ran the Lobos into Air Force territory on a 39-yard carry. Romell Jordan finished the drive with a four-yard touchdown run to give New Mexico a 35-24 lead.

An Air Force fumble on the ensuing kickoff gave the ball back to New Mexico to end the third quarter, and the Lobos scored on a five-yard, McQuarley rush to make the score 42-24 Lobos.

The Falcons cut the lead to 42-31 on a 21-yard pass from Worthman to Ronald Cleveland, but McQuarley made the score 49-31 on a 63-yard rush, the longest of his career to that point. In nearly identical fashion, Air Force scored again on its next possession, only to have McQuarley break his career-long rush again with a 65-yard touchdown three minutes later.

Score by Quarters	1	2	3	4	Total
Air Force	0	21	3	14	38
New Mexico	7	7	21	21	56

2tr Time Scoring play

1st	02:22	NM - McQUARLEY, Richard 3 yd run (SANDERS, Jason kick), 13-70 6:49
2nd	12:04	AF - MCVEY, Tim 15 yd run (STREBEL, Luke kick), 12-75 5:18
	10:48	NM - GRIFFIN IV, Jay 71 yd pass from JORDAN, Lamar (SANDERS, Jason kick), 3-75 1:16
	07:58	AF - SANDERS, Geraud 28 yd pass from WORTHMAN, Arion (STREBEL, Luke kick), 6-70 2:50
	01:39	AF - WORTHMAN, Arion 1 yd run (STREBEL, Luke kick), 11-72 4:48
3rd	11:25	NM - HART-JOHNSON, Delane 49 yd pass from JORDAN, Lamar (SANDERS, Jason kick), 1-49 0:11
	08:31	NM - McQUARLEY, Richard 6 yd run (SANDERS, Jason kick), 3-21 0:54
	02:10	AF - STREBEL, Luke 33 yd field goal, 15-59 6:21
	00:21	NM - JORDAN, Romell 4 yd run (SANDERS, Jason kick), 4-75 1:57
4th	14:25	NM - McQUARLEY, Richard 5 yd run (SANDERS, Jason kick), 3-17 0:48
	11:01	AF - CLEVELAND, R. 21 yd pass from WORTHMAN, Arion (STREBEL, Luke kick), 9-75 3:24
	06:59	NM - McQUARLEY, Richard 63 yd run (SANDERS, Jason kick), 6-87 3:52
	04:07	AF - REFFITT, Ryan 17 yd pass from WORTHMAN, Arion (STREBEL, Luke kick), 9-75 2:52
	03:57	NM - McQUARLEY, Richard 65 yd run (SANDERS, Jason kick), 1-65 0:10

	AF	NM
FIRST DOWNS	26	16
RUSHES-YARDS (NET)	63-238	41-363
PASSING YDS (NET)	158	146
Passes Att-Comp-Int	18-9-0	9-4-0
TOTAL OFFENSE PLAYS-YARDS	81-396	50-509
Fumble Returns-Yards	0-0	0-0
Punt Returns-Yards	0-0	1-9
Kickoff Returns-Yards	1-10	2-32
Interception Returns-Yards	0-0	0-0
Punts (Number-Avg)	4-47.8	5-51.4
Fumbles-Lost	3-2	1-0
Penalties-Yards	2-15	7-65
Possession Time	35:17	24:43
Third-Down Conversions	7 of 15	4 of 9
Fourth-Down Conversions	2 of 2	0 of 0
Red-Zone Scores-Chances	4-4	4-4
Sacks By: Number-Yards	0-0	4-29

RUSHING: Air Force-WORTHMAN, Arion 30-90; MCVEY, Tim 14-74; BIRDOW, Taven 12-50; STAFFORD, Jacob 3-11; WILSON, Parker 3-9; MILLER, Malik 1-4. New Mexico-McQUARLEY, Richard 11-179; OWENS, Tyrone 16-84; JORDAN, Lamar 10-68; JORDAN, Romell 3-28; GRIFFIN IV, Jay 1-4.

PASSING: Air Force-WORTHMAN, Arion 9-17-0-158; ROMINE, Nate 0-1-0-0. New Mexico-JORDAN, Lamar 4-9-0-146.

RECEIVING: Air Force-SANDERS, Geraud 4-54; BENNETT, Marcus 2-49; CLEVELAND, R. 2-38; REFFITT, Ryan 1-17. New Mexico-GRIFFIN IV, Jay 2-75; HART-JOHNSON, Delane 1-49; JORDAN, Romell 1-22.

INTERCEPTIONS: Air Force-None. New Mexico-None.

FUMBLES: Air Force-WORTHMAN, Arion 1-1; MILLER, Malik 1-1; MCVEY, Tim 1-0. New Mexico-JORDAN, Lamar 1-0.

Air Force (1-3,0-2) vs. New Mexico (3-2,1-1)
 Date: Sep 30, 2017 • Site: Albuquerque, N.M. • Stadium: Dreamstyle Stadium
 Attendance: 21,864

Kickoff time: 5:02 pm • End of Game: 9:12 • Total elapsed time: 4:10
 Officials: Referee: C. Castleberry; Umpire: Jim Adams; Linesman: Cam McNeill;
 Line judge: Kelly Deterding; Back judge: Donnie Aultmann; Field judge: Scott Gaines;
 Side judge: Anth. Flemming; Center judge: Chris Tallent;
 Temperature: 68F • Wind: SSW 12 • Weather: Thunderstorms



0

38

Game 6: 10/14/2017
Fresno, Calif.
Att: 28,090

FRESNO, Calif. --- Not much went right for New Mexico as Fresno State rolled up 526 yards of offense and limited New Mexico to just 322 as the Bulldogs took a 38-0 win over the Lobos, dropping UNM to 3-3 overall and 1-2 in the Mountain West.

New Mexico had a shot at an early lead after both teams punted twice on its opening two possessions. Tervaka Tuioti hit Q' Drennan with a 38-yard pass to move into Fresno State territory where Jason Sanders lined up for a 44-yard field goal, but a low snap threw off the timing of the kick and it sailed wide left.

Fresno State took over and Marcus McMariyon hit Jamire Jordan for a 70-yard touchdown two plays later, and that made it 7-0. Fresno State wasn't done, getting another pass, this one 75 yards to Keesean Johnson to set up a 12 yard score, also to Johnson, to make it 14-0. It turned 21-0 in the second quarter on a short Ronnie Rivers run after a 57-yard McMariyon scramble on 3rd-and-17.

It went into the half at 21-0, but the second half saw UNM uncharacteristically struggle again. UNM opened the second half by twice driving behind Tuioti into Fresno State territory, only to be done in by turnovers. First Jay Griffin IV fumbled as he went against the grain at the Fresno State 45, and on the next drive Tuioti's pass to Chris Davis, Jr. to the five was broken up, and the ricochet went straight to Mike Bell for an interception.

For UNM, the best player on the field might have been punter Corey Bojorquez. Playing in front of friends and family, he averaged 46.0 yards per kick on nine punts, nailing a career-best seven inside the 20, including three 50 yards punts. He netted 43.7 yards per kick.

The Lobos, down 38-0, UNM went for it on fourth-and-goal at the 3-yard line and threw incomplete. Fresno State was able to run the clock out from there.

McMariyon completed just 13 passes against UNM, but they went for 299 yards. UNM gained just 109 on the ground, and Tuioti threw for 200 on 13 of 24 passing.

UNM gets a short week now to get ready for Colorado State on ESPN2 at 8:15 p.m. on Friday night.

Score by Quarters	1	2	3	4	Total
New Mexico	0	0	0	0	0
Fresno State	14	7	10	7	38

1tr Time Scoring play

1st	04:30	FS - JORDAN, Jamire 70 yd pass from McMARIYON, M. (CAMACHO, Jimmy kick), 2-74 0:44
	00:41	FS - JOHNSON, Keesea 12 yd pass from McMARIYON, M. (CAMACHO, Jimmy kick), 2-87 0:48
2nd	10:26	FS - RIVERS, Ronnie 4 yd run (CAMACHO, Jimmy kick), 5-82 2:25
3rd	08:04	FS - CAMACHO, Jimmy 37 yd field goal, 8-35 2:31
4th	02:35	FS - JORDAN, Jamire 32 yd pass from McMARIYON, M. (CAMACHO, Jimmy kick), 1-32 0:07
	08:05	FS - HOKIT, Josh 12 yd run (CAMACHO, Jimmy kick), 7-84 3:51

	NM	FS
FIRST DOWNS	14	17
USHES-YARDS (NET)	37-109	36-227
ASSING YDS (NET)	213	299
asses Att-Comp-Int	30-15-1	23-13-0
TOTAL OFFENSE PLAYS-YARDS	67-322	59-526
umble Returns-Yards	0-0	1-3
unt Returns-Yards	0-0	1-1
ickoff Returns-Yards	4-81	0-0
nterception Returns-Yards	0-0	1-18
unts (Number-Avg)	9-46.0	6-41.0
umbles-Lost	3-1	2-1
enalties-Yards	3-35	2-25
ossession Time	33:44	26:16
hird-Down Conversions	2 of 14	4 of 13
ourth-Down Conversions	0 of 2	1 of 1
ed-Zone Scores-Chances	0-1	4-4
sacks By: Number-Yards	1-13	2-8

USHING: New Mexico-OWENS, Tyrone 10-29; CHESTNUT, Daryl 5-29; McQUARLEY, Richard 5-20; TUIOTI, Tervaka 5-14; JORDAN, Romell 4-11; GRIFFIN IV, Jay 3-7; JORDAN, Lamar 4-0; MORAN, Kentrail 1-minus 1; Fresno State-HOKIT, Josh 14-70; MIMS, Jordan 10-65; McMARIYON, M. 4-50; RIVERS, Ronnie 6-39; O'NEAL, Jeonte 1-5; VIRGIL, Chason 1-minus 2.

PASSING: New Mexico-TUIOTI, Tervaka 13-24-1-200; JORDAN, Lamar 2-6-0-13. Fresno State-McMARIYON, M. 3-23-0-299.

RECEIVING: New Mexico-HART-JOHNSON, Delane 2-56; DRENNAN, Q' 2-49; UMEH, Anselem 2-45; SHULER, Jahneer 2-23; GRIFFIN IV, Jay 2-13; JORDAN, Romell 2-8; MOLINA, Aaron 1-8; CHESTNUT, Daryl 1-7; JAVIS, Chris 1-4. Fresno State-JOHNSON, Keesea 5-105; JORDAN, Jamire 3-108; MIMS, Jordan 1-29; HOKIT, Josh 1-27; RICE, Jared 1-22; GRIM, Derrion 1-7; SCOTT, Da'Mari 1-1.

INTERCEPTIONS: New Mexico-None. Fresno State-BELL, Mike 1-18.

FUMBLES: New Mexico-JORDAN, Lamar 1-0; OWENS, Tyrone 1-0; GRIFFIN IV, Jay 1-1. Fresno State-RIVERS, Ronnie 1-1; MIMS, Jordan 1-0.

New Mexico (3-3,1-2) vs. Fresno State (4-2,3-0)
 Date: Oct 14, 2017 • Site: FRESNO, Calif. • Stadium: Bulldog Stadium
 Attendance: 28,090

Kickoff time: 7:08pm • End of Game: 10:05pm • Total elapsed time: 2:57
 Officials: Referee: Kevin Boltmann; Umpire: M. Henderson; Linesman: Greg Downum;
 Line Judge: Jay Bilbo; Back Judge: Alvin Moore; Field Judge: Robert Asef;
 Side Judge: D. Curschman; Center Judge: Tyree Walton;
 Temperature: 70 • Wind: 5 mph • Weather: Clear



27 Game 7: 10/20/2017
Albuquerque, N.M.
24 Att: 17,385

ALBUQUERQUE, N.M. --- The University of New Mexico's comeback bid fell just short, losing 27-24 to Colorado State in its "Lobos Love Pink" game despite Tyrone Owens rushing for 159 yards and a touchdown.

Overall the team outgained Colorado State 450-411 and UNM rushed for 354 yards a week after getting just 109, despite massive changes along the offensive line.

Down 27-17 after a Wyatt Bryan 52-yard field goal with 5:05 to go, UNM mounted one last comeback attempt and nearly pulled off a miracle. It took 14 plays and 75 yards, but UNM eventually answered with a 12-yard touchdown pass from Tuioti to Aaron Molina, Molina's first as a Lobo, to bring New Mexico within three at 27-24 with 0:22 left on the clock. The drive took a while as there was a sequence of five penalties on six plays.

Down 27-24, Jason Sander's attempted an onside kick, and it bounced off of CSU's Dalton Fackrell and UNM pounced on it, giving them one last shot with 22 seconds left and no timeouts. Tuioti scrambled to the Ram 47, but his next two passes were incomplete, the second after the original ruling of a catch was overturned on the field and then held up upon review.

With three seconds left, UNM passed on a 64-yard field goal attempt into the wind and went for the desperation Hail Mary, but Evan Colorito sacked Tuioti before he could get the pass off, ending the game.

The loss is the Lobos' eighth consecutive against the Rams; the last time they beat Colorado State was a 29-27 win on Nov. 21, 2009.

Despite being an underdog in the contest, New Mexico kept the game close, holding Colorado State to only 63 yards of offense in the first quarter. The Lobos received the opening kickoff but turned the ball over on downs after a Daryl Chestnut run was spotted short of a first down on the Colorado State 32-yard line. After the Rams took over, New Mexico similarly stopped the Colorado State fourth-down run short of a first down to regain possession.

New Mexico got on the board first with a three-yard run by McQuarley with 35 seconds left in the first quarter to make the score 7-0. The touchdown was set up by a 21-yard run by Chestnut and a 19-yard carry by Owens.

The Lobos forced Colorado State to punt on its following drive before marching back down the field to the Rams' 23-yard line. Facing 4th-and-3, UNM elected to kick a field goal, but Sanders missed the 40-yard attempt to keep the score at 7-0.

Colorado State answered with a series of carries by Izzy Matthews and finished the drive with a 7-yard touchdown pass from Nick Stevens to Dalton Fackrell to tie the score at 7-7 with 7:48 left in the half.

Tevaka Tuioti came in at quarterback on the Lobos' next drive, but they went 3-and-out with two short carries and one incomplete.

The Rams quickly moved the ball down the field to score on a 14-yard pass from Stevens to Olabisi Johnson, taking a 14-7 lead with 2:19 remaining in the half.

Owens quickly advanced the Lobos to the 50-yard line with a 24-yard run, and a Colorado State personal foul gave the Lobos the ball on the Rams' 35. After a short run and two dropped passes, Sanders kicked a 51-yard field goal to cut the lead to 14-10.

After the Lobos kicked off to Colorado State with 1:16 left in the half, the Rams scored on a one-yard rush by Matthews to take a 21-10 lead going into the break.

Score by Quarters	1	2	3	4	Total
Colorado State	0	21	0	6	27
New Mexico	7	3	7	7	24

Qtr	Time	Scoring play
1st	00:35	NM - McQUARLEY, Richard 3 yd run (SANDERS, Jason kick), 9-74 5:09
2nd	07:48	CSU - FACKRELL, D. 7 yd pass from STEVENS, N. (BRYAN, W. kick), 6-77 3:17
	02:19	CSU - JOHNSON, O. 14 yd pass from STEVENS, N. (BRYAN, W. kick), 9-89 3:50
	01:16	NM - SANDERS, Jason 51 yd field goal, 6-40 1:00
	00:17	CSU - MATTHEWS, I. 1 yd run (BRYAN, W. kick), 6-75 0:59
3rd	08:00	NM - OWENS, Tyrone 25 yd run (SANDERS, Jason kick), 2-72 0:46
4th	14:49	CSU - BRYAN, W. 40 yd field goal, 9-53 3:10
	05:05	CSU - BRYAN, W. 52 yd field goal, 9-31 5:14
	00:24	NM - MOLINA, Aaron 12 yd pass from TUIOTI, Tekava (SANDERS, Jason kick), 14-75 4:41

	CSU	NM
FIRST DOWNS	23	21
RUSHES-YARDS (NET)	35-180	48-318
PASSING YDS (NET)	231	132
Passes Att-Comp-Int	33-17-0	19-7-0
TOTAL OFFENSE PLAYS-YARDS	68-411	67-450
Fumble Returns-Yards	0-0	0-0
Punt Returns-Yards	1-21	3-15
Kickoff Returns-Yards	0-0	2-35
Interception Returns-Yards	0-0	0-0
Punts (Number-Avg)	5-47.2	3-57.7
Fumbles-Lost	0-0	3-1
Penalties-Yards	8-88	12-105
Possession Time	29:12	30:48
Third-Down Conversions	7 of 15	2 of 12
Fourth-Down Conversions	0 of 1	2 of 5
Red-Zone Scores-Chances	3-3	2-2
Sacks By: Number-Yards	2-17	1-9

RUSHING: Colorado State-MATTHEWS, I. 21-116; DAWKINS, D. 12-71; STEVENS, N. 2-minus 7. New Mexico-OWENS, Tyrone 16-159; McQUARLEY, Richard 11-73; TUIOTI, Tekava 9-62; CHESTNUT, Daryl 6-27; GRIFFIN IV, Jay 2-3; JORDAN, Lamar 2-2; TEAM 1-minus 2; JORDAN, Romell 1-minus 6.

PASSING: Colorado State-STEVENS, N. 17-33-0-231. New Mexico-TUIOTI, Tekava 5-16-0-84; JORDAN, Lamar 2-3-0-48.

RECEIVING: Colorado State-GALLUP, M. 6-58; JOHNSON, O. 5-77; FACKRELL, D. 3-40; MATTHEWS, I. 1-22; JACKSON, W. 1-18; DAWKINS, D. 1-16. New Mexico-DRENNAN, O' 2-63; WILLIAMS, Marcus 1-27; REED, Patrick 1-21; MOLINA, Aaron 1-12; OWENS, Tyrone 1-6; DAVIS, Chris 1-3.

INTERCEPTIONS: Colorado State-None. New Mexico-None.

FUMBLES: Colorado State-None. New Mexico-McQUARLEY, Richard 1-1; TUIOTI, Tekava 1-0; JORDAN, Romell 1-0.

Colorado State (6-2,4-0) vs. New Mexico (3-4,1-3)
Date: Oct 20, 2017 • Site: Albuquerque, N.M. • Stadium: Dreamstyle Stadium
Attendance: 17358

Kickoff time: 8:21 pm • End of Game: 12:01 • Total elapsed time: 3:40
Officials: Referee: Reggie Smith; Umpire: Tab Slaughter; Linesman: Mike Moeller;
Line Judge: Mark Stewart; Back Judge: Lyndon Nixon; Field Judge: Matt Mills;
Side Judge: Tim Murray; Center Judge: Daniel Scanlan;
Temperature: 56 • Wind: 12 MPH • Weather: Cool



3 Game 8: 10/28/2017
Laramie, Wyo.
42 Att: 18,249

ALBUQUERQUE, N.M. --- New Mexico turned the ball over five times in a forgettable first half and seven overall accounting for 35 points and Wyoming ended a three-game losing streak to the Lobos with a 42-3 win in Laramie. The loss was UNM's third straight and it dropped UNM to 3-5 on the season.

The first turnover of the game proved costly. After both teams defensively forced a pair of punts, Lamar Jordan attempted a screen pass to Tyrone Owens, but Carl Granderson picked it off and rumbled to the 3-yard line, where Josh Allen sneaked over two plays later giving Wyoming a 7-0 lead.

It stayed that way until the second quarter when Tevaka Tuioti was intercepted on the next drive, leading to the first of three Austin Fort touchdowns. Fort would score again after Chris Davis muffed a punt, Wyoming's third touchdown of the game. To that point, UNM's defense had allowed just 94 yards of offense, but three short fields, two in the red zone, hurt.

After Fort's third touchdown, Tuioti was picked off two more times, each leading to touchdowns, making it 42-0 at the half.

New Mexico struggled offensively on the road for a third straight game. The five interceptions marked the most since throwing five against Colorado State in 2001.

New Mexico didn't get on the board until the fourth quarter when the Lobo drove all the way down to the Wyoming 11-yard line behind Lamar Jordan. However, on third down he was sacked, and Jason Sanders hammered in a 42-yard field goal to break the shutout. It ended a string of seven straight scoreless quarters on the road.

Along with the five interceptions, UNM suffered a pair of turnovers on fumbled punts. UNM's defense allowed 42 points, but that was a bit of a mirage, as the defense limited Wyoming to just 75 yards rushing and only 309 total.

Score by Quarters	1	2	3	4	Total
New Mexico	0	0	0	3	3
Wyoming	7	35	0	0	42

Qtr	Time	Scoring play
1st	02:37	WY - ALLEN, Josh 1 yd run (ROTHE, Cooper kick), 2-3 0:26
2nd	12:07	WY - FORT, Austin 4 yd pass from ALLEN, Josh (ROTHE, Cooper kick), 6-29 2:03
	07:32	WY - FORT, Austin 2 yd run (ROTHE, Cooper kick), 2-16 0:36
	03:25	WY - FORT, Austin 11 yd pass from ALLEN, Josh (ROTHE, Cooper kick), 7-80 2:56
	02:46	WY - OKWOLI, John 19 yd pass from ALLEN, Josh (ROTHE, Cooper kick), 2-30 0:23
	00:58	WY - JOHNSON, C.J. 38 yd pass from ALLEN, Josh (ROTHE, Cooper kick), 1-38 0:00
4th	14:08	NM - SANDERS, Jason 42 yd field goal, 14-59 7:14

	NM	WY
FIRST DOWNS	13	18
RUSHES-YARDS (NET)	40-115	32-75
PASSING YDS (NET)	69	234
Passes Att-Comp-Int	25-10-5	28-16-0
TOTAL OFFENSE PLAYS-YARDS	65-184	60-309
Fumble Returns-Yards	0-0	1-3
Punt Returns-Yards	3--12	1-2
Kickoff Returns-Yards	6-126	0-0
Interception Returns-Yards	0-0	5-51
Punts (Number-Avg)	6-53.7	8-40.8
Fumbles-Lost	2-2	0-0
Penalties-Yards	6-55	5-50
Possession Time	32:10	27:50
Third-Down Conversions	6 of 18	4 of 13
Fourth-Down Conversions	1 of 1	0 of 1
Red-Zone Scores-Chances	1-1	5-6
Sacks By: Number-Yards	0-0	2-18

RUSHING: New Mexico-McQUARLEY, Richard 13-43; OWENS, Tyrone 7-42; GERHART, Collin 2-12; JORDAN, Lamar 8-8; MORAN, Kentrell 4-6; TUIOTI, Tekava 3-3; JORDAN, Romell 2-1; CHESTNUT, Daryl 1-0. Wyoming-WOODS, Trey 11-25; OVERSTREET, K. 7-24; ALLEN, Josh 4-20; SMITH, Nick 2-8; FORT, Austin 1-2; HALL, Milo 1-0; EVANS, Nico 2-minus 2; GREEN II, Mike 4-minus 2.

PASSING: New Mexico-TUIOTI, Tekava 8-17-3-47; JORDAN, Lamar 2-8-2-22. Wyoming-ALLEN, Josh 16-28-0-234.

RECEIVING: New Mexico-DAVIS, Chris 2-17; REED, Patrick 2-16; GRIFFIN IV, Jay 2-11; HART-JOHNSON, Delane 1-17; DRENNAN, O' 1-4; OWENS, Tyrone 1-3; JORDAN, Romell 1-1. Wyoming-PRICE, James 4-68; JOHNSON, C.J. 2-44; CONWAY, Austin 2-39; OKWOLI, John 2-30; FORT, Austin 2-15; MAYFIELD, Tyree 1-14; HARSHMAN, Josh 1-10; HALL, Milo 1-9; CROW, Dontae 1-5.

INTERCEPTIONS: New Mexico-None. Wyoming-WINGARD, A. 2-12; GRANDERSON, C. 1-37; EPPS, Marcus 1-2; HALL, Tyler 1-0.

FUMBLES: New Mexico-JORDAN, Romell 1-1; DAVIS, Chris 1-1. Wyoming-None.

New Mexico (3-5,1-4) vs. Wyoming (5-3,3-1)
Date: Oct 28, 2017 • Site: Laramie, Wyo. • Stadium: War Memorial Stadium
Attendance: 18249

Kickoff time: 5:32 pm • End of Game: 8:46 pm • Total elapsed time: 3:14
Officials: Referee: Mike Vandervelde; Umpire: Rico Orsot; Linesman: Bill Scott;
Line Judge: John Kilmer; Back Judge: Robert Lewis; Field Judge: Rich Almeroth;
Side Judge: Steve Heiman; Center Judge: Greg Reid;
Temperature: 50 • Wind: 25 NW • Weather: Mostly Sunny



24
10

Game 9: 11/4/2017
Albuquerque, N.M.
Att: 19,293

ALBUQUERQUE, N.M. --- The last two matchups between the University of New Mexico and Utah State University were decided by a last-second field goal, but this year, the Lobos never led on their way to a 24-10 loss that dropped UNM to 3-6 on the season and 1-5 in the Mountain West.

UNM finished the game with five fumbles resulting in four turnovers, compared to Utah State's two. The Aggies scored 14 of their 24 points off Lobo fumbles.

Utah State received the opening kickoff but quarterback Jordan Love threw an interception on the first play of the game as Stanley Barnwell, Jr. picked off a deflection for his first career pick. UNM turned the ball back over three minutes later on a Lamar Jordan fumble inside the 10-yard line. Both teams struggled to gain offensive momentum, trading punts before the Lobos fumbled for the second time on the Utah State 38-yard line.

The Aggies made the score 7-0 with a one-yard run with 1:03 left in the first quarter. Early in the second quarter, Richard McQuarley fumbled at the USU 10-yard line. After forcing another Aggie punt, New Mexico turned the ball over on downs with 7:26 remaining in the first half when Tyrone Owens looked to have a first down but fumbled. He recovered it but lost the yardage needed for the first.

Jake Rothschilder recovered a USU fumble at midfield to set up the Lobos' first scoring drive of the game. Facing 4th-and-7 at the Utah State 25-yard line, Jason Sanders kicked a 42-yard field goal to cut the lead to 7-3.

The Aggies answered 24 seconds later with a 65-yard rush to take a 14-3 lead. Tevaka Tuioti entered the game under center for the Lobos, but they punted on their last possession of the half.

Lamar Jordan took back over at quarterback to open the second half, but the Lobos went 3-and-out. Utah State entered UNM territory with a 31-yard pass from Love to Ron'quavion Tarver before kicking a 28-yard field goal to make the score 17-3.

The Lobos marched back down the field behind carries from Lamar Jordan, Romell Jordan, and McQuarley but had to attempt a field goal due to two penalties that left them facing 4th-and-28. Sanders missed the 47-yard field goal to leave the score at 17-3 with 6:40 left in the third quarter.

Utah State recovered a New Mexico fumble for the fourth time of the night and David Woodward returned it 70 yards to take a 24-3 lead with 8:56 left in the game. Tuioti scored the Lobos' first touchdown of the night on a 34-yard run to bring the final score to 24-10.

Jordan and Tuioti again split time under center with Tuioti playing most of the fourth quarter. Jordan finished the night with 21 passing yards and 85 rushing, while Tuioti threw for 54 and ran for 39 yards and a touchdown. Tyrone Owens and Daryl Chestnut added 44 and 42 yards on the ground, and Jay Griffin IV compiled 35 receiving yards.

Score by Quarters	1	2	3	4	Total
Utah State	7	7	3	7	24
New Mexico	0	3	0	7	10

Qtr Time Scoring play

1st	01:10	USU - HUNT, LaJuan 1 yd run (EBERLE, Dominik kick), 9-62 3:04
2nd	02:08	NM - SANDERS, Jason 42 yd field goal, 8-17 4:44
	01:44	USU - HUNT, LaJuan 65 yd run (EBERLE, Dominik kick), 2-75 0:24
3rd	09:00	USU - EBERLE, Dominik 28 yd field goal, 10-53 3:58
4th	08:56	USU - WOODWARD, David 70 yd fumble recovery (EBERLE, Dominik kick)
	03:20	NM - TUIOTI, Tekava 34 yd run (SANDERS, Jason kick), 7-61 1:28

	USU	NM
FIRST DOWNS	12	21
RUSHES-YARDS (NET)	24-129	57-265
PASSING YDS (NET)	114	75
Passes Att-Comp-Int	24-13-1	22-12-0
TOTAL OFFENSE PLAYS-YARDS	48-243	79-340
Fumble Returns-Yards	1-70	0-0
Punt Returns-Yards	1-8	1-17
Kickoff Returns-Yards	1-10	2-44
Interception Returns-Yards	0-0	1-8
Punts (Number-Avg)	6-46.5	5-46.8
Fumbles-Lost	2-1	5-4
Penalties-Yards	5-50	9-63
Possession Time	20:53	39:07
Third-Down Conversions	2 of 11	6 of 17
Fourth-Down Conversions	1 of 1	1 of 2
Red-Zone Scores-Chances	2-2	0-4
Sacks By: Number-Yards	1-8	0-0

RUSHING: Utah State-HUNT, LaJuan 14-117; LOVE, Jordan 4-8; SCARVER, Savon 2-3; MILLER, Tre 4-1. New Mexico-JORDAN, Lamar 16-85; OWENS, Tyrone 14-44; CHESTNUT, Daryl 9-42; TUIOTI, Tekava 5-39; McQUARLEY, Richard 9-37; JORDAN, Romell 3-17; MORAN, Kentrail 1-1.

PASSING: Utah State-LOVE, Jordan 13-24-1-114. New Mexico-TUIOTI, Tekava 8-15-0-54; JORDAN, Lamar 4-6-0-21; McQUARLEY, Richard 0-1-0-0.

RECEIVING: Utah State-TARVER, R. 2-40; VAUGHNS, Aaren 2-22; RAYMOND, Dax 2-16; NATHAN, Jordan 2-15; SCARVER, Savon 2-9; HUNT, LaJuan 2-2; ROBERTS, B. 1-10. New Mexico-GRIFFIN IV, Jay 5-35; DAVIS, Ghris 2-13; OWENS, Tyrone 2-2; DRENNAN, Q' 1-19; JORDAN, Romell 1-8; REED, Patrick 1-minus 2.

INTERCEPTIONS: Utah State-None. New Mexico-BARNWELL Jr., Stanley 1-8.

FUMBLES: Utah State-SCARVER, Savon 1-0; LOVE, Jordan 1-1. New Mexico-OWENS, Tyrone 1-0; TUIOTI, Tekava 1-1; JORDAN, Lamar 1-1; McQUARLEY, Richard 1-1; JORDAN, Romell 1-1.

Utah State (5-5, 3-3) vs. New Mexico (3-6, 1-5)

Date: Nov 04, 2017 • Site: Albuquerque, N.M. • Stadium: Dreamstyle Stadium

Attendance: 19,293

Kickoff time: 3:38 pm • End of Game: 6:39 • Total elapsed time: 3:01

Officials: Referee: David Alvarez; Umpire: Stuart Schalk; Linesman: George Shoup;

Line Judge: Steve Hostett; Back Judge: Michael Aarona; Field Judge: Scotty Melancon;

Side Judge: Richard Ockey; Center Judge: Timothy Davis;

Temperature: 68 • Wind: SSW 16 • Weather: Mostly cloudy



14
55

Game 10: 11/11/2017
College Station, Texas
Att: 99,051

COLLEGE STATION, Texas. --- Texas A&M scored on its first six drives, and added a seventh score on a punt return as the Aggies defeated New Mexico 55-14 in College Station, handing the Lobos their fifth consecutive defeat and officially ending any chance of three straight bowl games for UNM.

It took just 28 seconds for Texas A&M to take the lead as Christian Kirk scored on a 60-yard pass on the second play from scrimmage. New Mexico could get nothing going offensively, moving the ball just 57 yards total in the first half. After a second Aggie touchdown, UNM got the Texas A&M 32, but a loss threw UNM just out of field goal range. Corey Bojorquez, who was busy in the opening half, pinned Texas A&M at the 3-yard line.

However, the Aggies covered those 97 yards in seven plays, the final 12 yards on a Keith Ford run to make it 20-0. Elijah Lilly then had an incredible kickoff return, and it looked like he weaved and zigged and zagged his way to a jaw-dropping 93-yard touchdown, but Aggie coach Kevin Sumlin challenged that his knee was down, and it was confirmed.

From there it snowballed. After another touchdown, Corey Bojorquez unloaded a punt to the Aggie 10-yard line that Kirk grabbed, peeled backwards and flags flew for what looked like a block in the back, if not too. However, all the flags were picked up, and it went down as a 90-yard punt return and a 34-0 lead.

Down 48-0, UNM got on the board when Lilly again dazzled on a kickoff return, somehow escaping a tackle at the Lobo 21 and racing for a 100-yard touchdown, and there would be no replay this time.

That 48-7 score is how it went into the half. From there, both teams changed quarterbacks. UNM made it 48-14 when Daryl Chestnut scored from three yards out to cap a 14-play, 80-yard drive. The Aggies answered that score with one of their own, accounting for the final 55-14.

New Mexico was outgained 562-144, although the Lobos' usual stout run defense was in full force, allowing just 63 yards on 23 carries. The Aggies took advantage of some injured in the secondary to throw for 499 yards.

UNM now heads home for Senior Day, facing UNLV on Friday night at 7:30 on ESPN2.

Score by Quarters	1	2	3	4	Total
New Mexico	0	7	7	0	14
Texas A&M	13	35	0	7	55

Qtr Time Scoring play

1st	14:32	TAMU - Christian Kirk 60 yd pass from Nick Starkel (Daniel LaCamera kick failed), 2-75 0:28
	07:32	TAMU - Jhamon Ausbon 10 yd pass from Nick Starkel (Daniel LaCamera kick), 13-81 5:14
2nd	14:01	TAMU - Keith Ford 12 yd run (Daniel LaCamera kick), 7-97 2:25
	09:27	TAMU - Damion Ratley 1 yd pass from Nick Starkel (Daniel LaCamera kick), 10-56 3:00
	07:31	TAMU - Christian Kirk 90 yd punt return (Daniel LaCamera kick)
	05:21	TAMU - Damion Ratley 36 yd pass from Nick Starkel (Daniel LaCamera kick), 3-70 1:05
	01:40	TAMU - T. Williams 7 yd run (Daniel LaCamera kick), 5-77 1:24
	01:24	NM - LILLY, Elijah 100 yd kickoff return (SANDERS, Jason kick)
3rd	01:13	NM - CHESTNUT, Daryl 3 yd run (SANDERS, Jason kick), 14-80 7:49
4th	13:08	TAMU - Camron Buckley 7 yd pass from Kellen Mond (Daniel LaCamera kick), 8-75 3:05

	NM	TAMU
FIRST DOWNS	11	25
RUSHES-YARDS (NET)	42-120	23-63
PASSING YDS (NET)	24	499
Passes Att-Comp-Int	17-7-1	43-30-0
TOTAL OFFENSE PLAYS-YARDS	59-144	66-562
Fumble Returns-Yards	0-0	0-0
Punt Returns-Yards	1-2	1-90
Kickoff Returns-Yards	7-204	0-0
Interception Returns-Yards	0-0	1-0
Punts (Number-Avg)	10-41.8	6-49.0
Fumbles-Lost	1-0	2-0
Penalties-Yards	2-19	6-69
Possession Time	34:39	25:21
Third-Down Conversions	4 of 14	5 of 11
Fourth-Down Conversions	0 of 0	0 of 0
Red-Zone Scores-Chances	1-1	5-5
Sacks By: Number-Yards	1-9	1-3

RUSHING: New Mexico-OWENS, Tyrone 18-58; CHESTNUT, Daryl 8-41; JORDAN, Romell 5-10; TUIOTI, Tekava 2-9; MORAN, Kentrail 1-3; JORDAN, Lamar 3-1; GERHART, Coltin 1-1; McQUARLEY, Richard 3-minus 1; JONES, Jahvon 1-minus 2. Texas A&M-T. Williams 7-28; Keith Ford 5-16; Jacob Kibodi 5-15; Kwame Etui 1-7; Kendall Bussey 4-4; Kellen Mond 1-minus 7.

PASSING: New Mexico-JORDAN, Lamar 4-9-1-15; TUIOTI, Tekava 2-6-0-4; GERHART, Coltin 1-2-0-5. Texas A&M-Nick Starkel 21-30-0-416; Kellen Mond 8-11-0-78; Jake Hubenak 1-2-0-5.

RECEIVING: New Mexico-GRIFFIN IV, Jay 4-15; HART-JOHNSON, Delane 2-7; DAVIS, Chris 1-2. Texas A&M-Roshaud Paul 7-129; Jhamon Ausbon 7-105; Christian Kirk 4-120; Kendrick Rogers 4-29; Damion Ratley 3-58; Camron Buckley 3-44; T. Williams 1-14; Jacob Kibodi 1-0.

INTERCEPTIONS: New Mexico-None. Texas A&M-Myles Jones 1-0.

FUMBLES: New Mexico-OWENS, Tyrone 1-0. Texas A&M-Kellen Mond 1-0; Kendall Bussey 1-0.

New Mexico (3-7) vs. Texas A&M (6-4)

Date: Nov 11, 2017 • Site: College Station, TX • Stadium: Kyle Field

Attendance: 99,051

Kickoff time: 6:02 pm • End of Game: 9:12 pm • Total elapsed time: 3:10

Officials: Referee: Kevin Boltmann; Umpire: M. Henderson; Linesman: Greg Downum;

Line Judge: Jay Bilbo; Back Judge: Robert Asci; Field Judge: Dave Curschman;

Side Judge: Alvin Moore; Center Judge: Tyree Walton;

Temperature: 72 • Wind: E/SE 7 • Weather:



38 Game 11: 11/17/2017
Albuquerque, N.M.
35 Att: 14,744

ALBUQUERQUE, N.M. --- It looked like a storybook ending a fifth-year senior quarterback, dashing 41 yards for the winning score with 1:11 left in the fourth quarter. The problem was there was 1:11 left in the fourth quarter, and that was enough time for UNLV to cover 77 yards in five plays, the final 14 on a touchdown pass from Armani Rogers to Kendal Keys, and UNLV snatched themselves a win on UNM's senior night 38-35.

The Lobos, who twice trailed by 10 in the game, took the first of four lead changes in the fourth quarter when Tyrone Owens scored from 2 yards out to make it 28-27 with 9:17 to go. UNLV bounced right back on the next drive, getting a 40-yard field goal that barely squeaked inside the upright to retake the lead at 30-28 with 6:11 to go.

After both teams punted, UNM took over at the 38 with 3:24 to go. Jordan rushed on second down to the 47 of UNLV for a first down, but UNM got just six yards on the next two plays, setting up a critical 3rd-and-4 at the Rebel 41. Needing one more first down to get into field goal range, Jordan booked it around the left side and raced untouched for a touchdown. UNM went for two and Jordan scored on a run, but a holding penalty nullified that, and UNM was forced to kick the extra point to go up 35-30.

That set the stage for Rogers and company. With 1:05 to go, Rogers dropped back to pass, scrambled and was taken down after two yards. After a Rebel timeout, he rushed for four, and UNLV burned a second timeout. Rogers then converted on third down to the Rebel 36.

The key play followed as Rogers hit Keys for a 50-yard catch and carry to the Lobo 14-yard line. Rogers then raced to the line and hit Keys on a diving catch in the end zone for the game-winner.

UNM took over with 20 seconds left at the Lobo 34, but Jordan, who rushed for 116 in the game, threw incomplete and then was intercepted. UNLV then took a knee to end it.

New Mexico went down 3-0 on the opening drive when Evan Pantels hit a 40-yard field goal, and then UNLV made it 10-0 one drive later with a 14-yard Lexington Thomas run. UNM nearly ended that drive early, but a Jake Rothschiller interception was overturned on replay after it was shown that the ball hit the ground.

UNM's offense final awoke from its doldrums in the second quarter with a pair of long touchdown drives. Romell Jordan capped off a three-play 86-yard drive with an 8-yard run to make it 10-7. That touchdown was set up by a 67-yard run by Tyrone Owens.

Than after a 56-yard Pantels punt that rolled out of bounds at the 2-yard line, UNM methodically drove downfield, moving the ball 98 yards over 12 plays, all on the ground. That drive, UNM's longest of the season, was capped off by a 1-yard Daryl Chestnut run.

It looked like it might stay 14-10 going into the half, but two explosive plays on consecutive snaps gave UNLV a 24-14 halftime advantage.

Score by Quarters	1	2	3	4	Total
UNLV	10	14	3	11	38
New Mexico	0	14	7	14	35

Qtr	Time	Scoring play
1st	10:50	LV - PANTELS, Evan 40 yd field goal, 8-52 4:10
	03:11	LV - THOMAS, Lexington 14 yd run (PANTELS, Evan kick), 10-82 4:05
	12:00	NM - JORDAN, Romell 8 yd run (SANDERS, Jason kick), 3-86 0:49
	03:26	NM - CHESTNUT, Daryl 1 yd run (SANDERS, Jason kick), 12-98 6:43
2nd	02:43	LV - THOMAS, Lexington 60 yd run (PANTELS, Evan kick), 2-61 0:38
	01:12	LV - ROGERS, Armani 83 yd run (PANTELS, Evan kick), 1-83 0:13
	12:23	NM - JORDAN, Lamar 40 yd run (SANDERS, Jason kick), 6-81 2:33
	06:39	LV - PANTELS, Evan 22 yd field goal, 13-70 5:44
3rd	09:17	NM - OWENS, Tyrone 2 yd run (SANDERS, Jason kick), 6-80 2:42
	06:11	LV - PANTELS, Evan 40 yd field goal, 7-52 3:06
	01:11	NM - JORDAN, Lamar 41 yd run (SANDERS, Jason kick), 5-62 2:13
	00:25	LV - KEYS, Kendal 14 yd pass from ROGERS, Armani (KEYS, Kendal pass from ROGERS, Armani), 5-7

	LV	NM
FIRST DOWNS	25	19
RUSHES-YARDS (NET)	46-323	56-482
PASSING YDS (NET)	211	0
Passes Att-Comp-Int	25-13-0	4-0-1
TOTAL OFFENSE PLAYS-YARDS	71-534	60-482
Fumble Returns-Yards	0-0	0-0
Punt Returns-Yards	2-6	3-7
Kickoff Returns-Yards	2-38	7-143
Interception Returns-Yards	1-13	0-0
Punts (Number-Avg)	5-46.6	6-48.2
Fumbles-Lost	1-0	2-0
Penalties-Yards	1-5	5-49
Possession Time	30:21	29:39
Third-Down Conversions	7 of 15	6 of 12
Fourth-Down Conversions	0 of 0	0 of 0
Red-Zone Scores-Chances	4-4	3-3
Sacks By: Number-Yards	1-2	5-19

RUSHING: UNLV-ROGERS, Armani 25-193; THOMAS, Lexington 18-127; CAMPBELL, Xzavi 2-4; TEAM 1-minus 1.
 New Mexico-OWENS, Tyrone 15-164; CHESTNUT, Daryl 17-145; JORDAN, Lamar 13-116; JORDAN, Romell 8-43;
 GRIFFIN IV, Jay 3-14.

PASSING: UNLV-ROGERS, Armani 13-25-0-211. New Mexico-JORDAN, Lamar 0-4-1-0.

RECEIVING: UNLV-WOODS JR., Darr 4-114; KEYS, Kendal 3-23; PRESLEY, Brando 2-32; BOYD, Devonte 2-28; HOLT, Tim 1-9; TEJCHMAN, Drew 1-5. New Mexico--.

INTERCEPTIONS: UNLV-WHITE, Javin 1-13. New Mexico-None.

FUMBLES: UNLV-ROGERS, Armani 1-0. New Mexico-JORDAN, Romell 1-0; JORDAN, Lamar 1-0.

UNLV (5-6, 4-3) vs. New Mexico (3-8, 1-6)
 Date: Nov 17, 2017 • Site: Albuquerque, N.M. • Stadium: Dreamstyle Stadium
 Attendance: 14744

Kickoff time: 7:35 pm • End of Game: 10:55 • Total elapsed time: 3:20
 Officials: Referee: Stephen Baron; Umpire: Bill Bishop; Linesman: John Braun;
 Line Judge: Mark Estermyer; Back Judge: David Baldwin; Field Judge: Richard Almerot;
 Side Judge: Mario Seneca; Center Judge: Corey Long;
 Temperature: 58 • Wind: W17 • Weather: Mostly cloudy



10 Game 12: 11/24/2017
San Diego, Calif.
35 Att: 28,578

ALBUQUERQUE, N.M. --- The Lobos made another valiant fourth quarter comeback attempt, but UNM couldn't overcome a 21-0 deficit and lost its season finale to San Diego State 35-10 at SDCCU Stadium in San Diego. The loss dropped UNM to 3-9 for the season, and the Lobos ended the season on a seven-game losing streak.

Down 21-0 in the third quarter, UNM made a game of it after a fumbled punt that was forced by Romell Jordan and recovered by Patrick Reed. That play led to a 46-yard Jason Sanders field goal that made it 21-3. On the next drive for UNM, Tevaka Tuioti, on in relief of starting quarterback Lamar Jordan, hit Jay Griffin IV near the SDSU sidelines, and from there it was all Griffin. He juked a defender, escaped a tackle and then cut across the field, weaving his way for a 62-yard touchdown that gave UNM life at 21-10 in the third quarter.

UNM then had a shot to get even closer, getting inside the red zone to the San Diego State 18-yard line early in the fourth quarter, but Sanders was wide right from 35 yards out, leaving the game at 28-10. From there, the Aztecs were able to salt the game away with a 47-yard touchdown pass to Fred Trevillion and then a 60-yard run by Juwan Washington.

San Diego State jumped out to a 7-0 lead on its opening drive, getting a key 41-yard run by Rashaad Penny, who had his fourth straight 200-yard rushing game. That drive went 86 yards over eight plays and was capped by Christian Champman's 9-yard pass to Kehale Warring.

The game stayed that way at 7-0 for most of the rest of the half until a 20-yard Penny run with 54 seconds left, making it 14-0 at the break. Penny then scored from 51 yards out on the opening drive of the third quarter, giving SDSU wrap-around touchdowns and a 21-0 lead. It stayed that way until the fumbled punt, which kick-started UNM's comeback attempt.

Score by Quarters	1	2	3	4	Total
New Mexico	0	0	10	0	10
San Diego State	7	7	7	14	35

Qtr	Time	Scoring play
1st	09:46	SDSU - WARRING, Kahale 9 yd pass from CHAPMAN, C. (BARON, John kick), 8-86 3:08
2nd	00:54	SDSU - PENNY, Rashaad 20 yd run (BARON, John kick), 10-81 3:55
3rd	12:29	SDSU - PENNY, Rashaad 51 yd run (BARON, John kick), 4-65 2:31
	09:07	NM - SANDERS, Jason 46 yd field goal, 4-2 1:47
	04:14	NM - GRIFFIN IV, Jay 62 yd pass from TUIOTI, Tekava (SANDERS, Jason kick), 6-77 2:51
4th	08:03	SDSU - TREVILLION, F. 47 yd pass from CHAPMAN, C. (BARON, John kick), 2-49 0:47
	03:54	SDSU - WASHINGTON, J. 60 yd run (BARON, John kick), 3-63 1:40

	NM	SDSU
FIRST DOWNS	11	19
RUSHES-YARDS (NET)	34-82	37-265
PASSING YDS (NET)	167	198
Passes Att-Comp-Int	30-16-2	21-14-1
TOTAL OFFENSE PLAYS-YARDS	64-249	58-463
Fumble Returns-Yards	0-0	0-0
Punt Returns-Yards	0-0	2-3
Kickoff Returns-Yards	4-71	1-33
Interception Returns-Yards	1-29	2-0
Punts (Number-Avg)	7-47.0	5-41.6
Fumbles-Lost	0-0	1-1
Penalties-Yards	5-35	5-35
Possession Time	32:19	27:41
Third-Down Conversions	5 of 17	4 of 9
Fourth-Down Conversions	1 of 2	0 of 0
Red-Zone Scores-Chances	0-1	2-2
Sacks By: Number-Yards	3-25	0-0

RUSHING: New Mexico-OWENS, Tyrone 6-27; JORDAN, Romell 9-24; CHESTNUT, Daryl 8-16; MORAN, Kentrail 4-10; TUIOTI, Tekava 2-7; JORDAN, Lamar 2-1; GRIFFIN IV, Jay 1-0; SHULER, Zahneer 2-minus 3. San Diego State-PENNY, Rashaad 22-203; WASHINGTON, J. 9-84; TEAM 2-minus 2; CHAPMAN, C. 4-minus 20.

PASSING: New Mexico-TUIOTI, Tekava 10-20-2-156; JORDAN, Lamar 6-10-0-11. San Diego State-CHAPMAN, C. 14-21-1-198.

RECEIVING: New Mexico-GRIFFIN IV, Jay 6-110; HART-JOHNSON, Delane 2-38; SHULER, Zahneer 2-10; CHESTNUT, Daryl 2-1; DAVIS, Chris 1-5; JORDAN, Romell 1-2; OWENS, Tyrone 1-2; DRENNAN, Q' 1-minus 1. San Diego State-HOLDER, Mikah 4-50; WARRING, Kahale 3-15; TREVILLION, F. 2-67; BAWDEN, Nick 2-31; TRUXTON, Quest 2-21; WILSON, Tim 1-14.

INTERCEPTIONS: New Mexico-FLACK, Jordan 1-29. San Diego State-THOMPSON, Tariq 2-0.

FUMBLES: New Mexico-None. San Diego State-TRUXTON, Quest 1-1.

New Mexico (3-9, 1-7) vs. San Diego State (10-2, 6-2)
 Date: Nov 24, 2017 • Site: San Diego, Calif. • Stadium: SDCCU Stadium
 Attendance: 28978

Kickoff time: 12:38 pm • End of Game: 3:46 pm • Total elapsed time: 3:08
 Officials: Referee: Kevin Hassell; Umpire: Apollo Martin; Linesman: Tim Crowley;
 Line Judge: David Young; Back Judge: Robert Lynn; Field Judge: Gabriel DeLeon;
 Side Judge: Mick Graves; Center Judge: Abram Anaya;
 Temperature: 86 • Wind: None • Weather: Sunny

2017 ALL-MOUNTAIN WEST FOOTBALL FIRST-TEAM OFFENSE

Pos.	Player	Cl.	Team
QB	Nick Stevens	Sr.	Colorado State
WR	Cedrick Wilson	Sr.	Boise State
WR	Michael Gallup*	Sr.	Colorado State
RB	Rashaad Penny	Sr.	San Diego State
RB	Lexington Thomas	Jr.	UNLV
TE	Jake Roh	Sr.	Boise State
OL	Mason Hampton	Sr.	Boise State
OL	Jake Bennett	Sr.	Colorado State
OL	Zack Golditch	Sr.	Colorado State
OL	Dejon Allen	Sr.	Hawai'i
OL	Austin Corbett	Sr.	Nevada
PK	Dominik Eberle	So.	Utah State
PR/KR	Rashaad Penny**	Sr.	San Diego State

2017 ALL-MOUNTAIN WEST FOOTBALL FIRST-TEAM DEFENSE

Pos.	Player	Cl.	Team
DL	Curtis Weaver	Fr.	Boise State
DL	Malik Reed	Jr.	Nevada
DL	Youhanna Ghaifan	So.	Wyoming
DL	Carl Granderson	Jr.	Wyoming
LB	Leighton Vander Esch	Jr.	Boise State
LB	Jeffrey Allison	So.	Fresno State
LB	Frank Ginda	Jr.	San José State
DB	Tyler Horton	Jr.	Boise State
DB	Kameron Kelly	Sr.	San Diego State
DB	Jalen Davis	Sr.	Utah State
DB	Andrew Wingard*	Jr.	Wyoming
P	Corey Bojorquez	Sr.	New Mexico

*--Two-Time First-Team Selection

**--Three-Time First-Team Selection

2017 ALL-MOUNTAIN WEST FOOTBALL SECOND-TEAM OFFENSE

Pos.	Player	Cl.	Team
QB	Brett Rypien	Jr.	Boise State
WR	KeeSean Johnson	Jr.	Fresno State
WR	Wyatt Demps	Sr.	Nevada
RB	Dalyn Dawkins	Sr.	Colorado State
RB	Diocemy Saint Juste	Sr.	Hawai'i
TE	David Wells*	Sr.	San Diego State
OL	Alex Norton	Sr.	Air Force
OL	Archie Lewis	Sr.	Fresno State
OL	Aaron Mitchell	Sr.	Fresno State
OL	Keith Ismael	Fr.	San Diego State
OL	Tyler Roemer	Fr.	San Diego State
PK	Luke Strebel	Sr.	Fresno State
PR/KR	Avery Williams	Fr.	Boise State

2017 ALL-MOUNTAIN WEST FOOTBALL SECOND-TEAM DEFENSE

Pos.	Player	Cl.	Team
DL	Jabril Frazier	Jr.	Boise State
DL	David Moa	Jr.	Boise State
DL	Tobenna Okeke	Sr.	Fresno State
DL	Mike Hughes, Jr.	Sr.	UNLV
LB	Jahlani Tavai	Jr.	Hawai'i
LB	Ronley Lakalaka	Jr.	San Diego State
LB	Logan Wilson	So.	Wyoming
DB	Kekoa Nawahine	So.	Boise State
DB	Dameon Baber	Jr.	Nevada
DB	Tariq Thompson	Fr.	San Diego State
DB	Rico Gafford	Sr.	Wyoming State
P	Michael Carrizosa	Sr.	San José State

*--Two-Time Second-Team Selection

**--Three-Time Second-Team Selection



2017 HONORABLE MENTION

Air Force: Grant Ross, Sr., LB.**Boise State:** Ezra Cleveland, Fr., OL; Haden Hoggarth, Jr., PK; Alexander Mattison, So., RB; Tyson Maeve, So, LB; Durrant Miles, Jr., DL; John Molchon, So., OL; DeAndre Pierce, So., DB.**Colorado State:** Evan Colorito, Sr., LB; Dalton Fackrell, Sr., TE; Trae Moxley, Sr., OL; Ryan Stonehouse, Fr., P; Josh Watson, Jr., LB.**Fresno State:** Mike Bell So., DB; Jaron Bryant, So., DB; Christian Cronk, Jr., OL; Malik Forrester, Sr., DL; George Helmuth, Jr., LB; Juju Hughes, So., DB;**Marcus McMarion, Jr., QB; Netane Muti, Fr., OL; David Patterson, Sr., OL; Micah St. Andrew, Jr., OL; Robert Stanley, Sr., DL.****Hawai'i:** Meffy Koloamatangi, Sr., DL; Viane Moala, So., DL.**Nevada:** Ty Gangi, Jr., QB; Sean Krepsz, Jr., OL; Austin Paulhus, Sr., LB; Asauni Rufus, Jr., DB.**New Mexico: Blaise Fountain, Sr., OL; Garrett Hughes, Sr., DL; Aaron Jenkins, Jr., OL; Jake Rothschilder, Sr., DB.****San Diego State:** Parker Baldwin, Jr., DB; Mikah Holder, Sr., WR.**San José State:** Bryce Crawford, Jr., PK; Chris Gonzalez, Sr., OL.**UNLV:** Nathan Jacobson, Jr., OL; Kyle Saxelid, Sr., OL.**Utah State:** Roman Andrus, Jr., OL; Quin Ficklin, Jr., OL; Dallin Leavitt, Sr., DB; Dax Raymond, So., TE.**Wyoming:** Josh Allen, Sr., QB; Tyler Hall, So., RS.

OFFENSIVE PLAYER OF THE YEAR

Rashaad Penny, Sr., RB, San Diego State

FRESHMAN OF THE YEAR

Armani Rogers, Fr., QB, UNLV

DEFENSIVE PLAYER OF THE YEAR

Leighton Vander Esch, Jr, Boise State

COACH OF THE YEAR

Jeff Tedford, Fresno State

SPECIAL TEAMS PLAYER OF THE YEAR

Rashaad Penny, Sr., KR/PR, San Diego State

2017 MW FOOTBALL STANDINGS
MOUNTAIN DIVISION

Team (Coaches/AP)	MW	PF	PA	Hm	Rd	Pct	Overall	PF	PA	Hm	Rd	Neu	Pct	Streak
Boise State (25/25)%+	7-1	275	169	4-0	3-1	.875	11-3	455	320	6-1	4-2	1-0	.786	Won 2
Wyoming	5-3	180	131	3-1	2-2	.625	8-5	305	228	5-2	2-3	1-0	.615	Won 1
Colorado State	5-3	284	235	2-2	3-1	.625	7-6	434	358	4-2	3-2	0-2	.538	Lost 1
Utah State	4-4	261	182	1-3	3-1	.500	6-7	392	350	3-3	3-3	0-1	.462	Lost 2
Air Force	4-4	257	291	2-2	2-2	.500	5-7	372	389	3-3	2-4	0-0	.417	Won 1
New Mexico	1-7	152	270	1-3	0-4	.125	3-9	245	382	2-4	1-5	0-0	.250	Lost 7

WEST DIVISION

Team (Coaches/AP)	MW	PF	PA	Hm	Rd	Pct	Overall	PF	PA	Hm	Rd	Neu	Pct	Streak
Fresno State (RV/RV)%	7-1	222	105	3-1	4-0	.875	10-4	380	251	5-1	4-3	1-0	.714	Won 1
San Diego State (RV/RV)	6-2	243	139	2-2	4-0	.750	10-3	400	262	5-2	5-0	0-1	.769	Lost 1
UNLV	4-4	220	237	2-2	2-2	.500	5-7	346	381	2-4	3-3	0-0	.417	Lost 1
Nevada	3-5	259	264	3-1	0-4	.375	3-9	338	407	3-3	0-6	0-0	.250	Won 1
Hawai'i	1-7	151	268	1-3	0-4	.125	3-9	273	407	2-4	1-5	0-0	.250	Lost 5
San José State	1-7	114	336	1-3	0-4	.125	2-11	206	542	2-4	0-7	0-0	.154	Won 1

2017 MOUNTAIN WEST BOWL RESULTS

Gildan New Mexico Bowl - Dreamstyle Stadium, Albuquerque, N.M.

Royal Purple Las Vegas Bowl - Sam Boyd Stadium, Las Vegas, Nev.

Famous Idaho Potato Bowl - Bronco Stadium, Boise, Idaho

Armed Forces Bowl - Amon G. Carter Stadium, Ft. Worth, Texas

Hawai'i Bowl - Hawaiian Airlines Field at Aloha Stadium, Honolulu, Haw.

Nova Home Loans Arizona Bowl - Arizona Stadium, Tucson, Ariz.

Saturday, December 16, 2017

Saturday, December 16, 2017

Thursday, December 22, 2017

Tuesday, December 23, 2017

Saturday, December 24, 2017

Friday, December 29, 2017

Marshall 31, Colorado State 28

Boise State 38, Oregon 28

Wyoming 37, Central Michigan 14

Army 42, San Diego State 35

Fresno State 33, Houston 27

New Mexico State 26, Utah State 20

One of the great traditions established by Lobo head coach Bob Davie has been the designation of a walk-on, or former walk-on player as the "New Mexico Man" each week during the season. The selected player leads the team onto the field with the New Mexico state flag before home games as well as in Las Cruces at the Rio Grande Rivalry game between the Lobos and New Mexico State. The player runs with the flag across the field to the north end zone, where he waves it for the home crowd.

Coach Davie and his staff select the weekly player based on dedication, work ethic, team spirit and unselfishness that exemplifies Lobo football and the state of New Mexico. "Walk-ons are critical to our success here at UNM," Davie said at the implementation of the program. "I have tremendous respect for all of them and want to have a way to recognize their importance and contributions to the program."



Sept. 1, 2012 - Southern



Sept. 22, 2012 - at NM State



Sept. 29, 2012 - Boise State



Oct. 6, 2012 - Texas State



Oct. 27, 2012 - Fresno State



Nov. 10, 2012 - Wyoming



Nov. 17, 2012 - Nevada



Aug. 31, 2013 - UTSA



Sept. 28, 2013 - UNLV



Oct. 5, 2013 - NM State



Oct. 19, 2013 - Utah State



Nov. 8, 2013 - Air Force



Nov. 16, 2013 - Colorado State



Aug. 30, 2014 - UTEP



Sept. 6, 2014 - Arizona State



Sept. 20, 2014 - at NM State



Sept. 26, 2014 - Fresno State



Oct. 10, 2014 - San Diego State



Nov. 8, 2014 - Boise State



Nov. 29, 2014 - Wyoming



Sept. 5, 2015 - Miss. Valley St.



Sept. 12, 2015 - Tulsa



Sept. 26, 2015 - NM State



Oct. 17, 2015 - Hawai'i



Nov. 7, 2015 - Utah State



Nov. 21, 2015 - Colorado State



Nov. 28, 2015 - Air Force



Sept. 1, 2016 - South Dakota



Sept. 10, 2016 - at NM State



Oct. 1, 2016 - San Jose State



Oct. 7, 2016 - Boise State



Oct. 22, 2016 - ULM



Nov. 5, 2016 - Nevada



Nov. 26, 2016 - Wyoming



Sept. 2, 2017 - Abilene Christian



Sept. 9, 2017 - NM State



Sept. 30, 2017 - Air Force



Oct. 20, 2017 - Colorado State



Nov. 4, 2017 - Utah State



Nov. 17, 2017 - UNLV

Individual Rushing:

AVERAGE PER RUSH

	Avg.	Player	Year
Game	25.2	James Wright vs. Air Force (5 carries for 126 yards)	9/19/2009
Season	9.50	Jhurrell Pressley (114-1083)	2014
Career	6.92	Jhurrell Pressley (394-2,725)	2012-15

TOUCHDOWNS

	TDs	Player	Year
Game	5	Reginal Johnson vs. Tulsa	11/2/1996
	5	Richard McQuarley vs. Air Force	9/30/2017
	4	Chuck Hill vs. Northern Arizona	9/23/1950
	4	Rocky Long vs. Utah	11/6/1971
	4	Willie Tural vs. Utah	11/9/1985
	4	Stoney Case vs. Idaho State	11/6/1993
	4	DonTrell Moore vs. Texas State	8/30/2003
	4	Rodney Ferguson vs. Sacramento St.	9/22/2007
	4	Kasey Carrier vs. Texas State	10/6/2012
	4	Kasey Carrier vs. UTEP	9/7/2013
Season	19	DonTrell Moore	2003
Career	51	DonTrell Moore	2002-05

100-YARD GAMES

	No.	Player	Year
Season	9	DonTrell Moore	2003
Career	26	DonTrell Moore	2002-05
Consecutive	6	Mike Williams	1976-77
	5	DonTrell Moore	2003
	5	Rodney Ferguson	2006-07

YARDS BY CLASS

	Yds.	Player	Year
Freshman	1,134	DonTrell Moore	2002
Sophomore	1,450	DonTrell Moore	2003
Junior	1,469	Kasey Carrier	2012
Senior	1,298	DonTrell Moore	2005

SINGLE GAME ATTEMPTS

	Att.	Player	Year
1.	47	Mike Williams vs. UTEP	11/5/1977
2.	41	Reginal Johnson vs. Tulsa	11/2/1996
	41	Rodney Ferguson vs. Air Force	10/25/2007
	41	Kasey Carrier vs. UTEP	9/7/2013
5.	40	Willie Tural vs. Utah	11/9/1985
6.	39	Kasey Carrier vs. Air Force	10/20/2012
7.	38	Sam Scarber vs. Kansas	10/4/1969
8.	37	Mike Williams vs. Hawai'i	9/10/1977
9.	36	DonTrell Moore vs. Air Force	11/15/2003
	36	DonTrell Moore vs. Wyoming	10/15/2005
	36	DonTrell Moore vs. San Diego St.	10/22/2005

SINGLE GAME YARDS

	Yds.	Player	Year
1.	338	Kasey Carrier vs. Air Force	10/20/2012
2.	291	Kasey Carrier vs. UTEP	9/7/2013
3.	265	Quincy Wright vs. Weber State	8/31/2002
4.	242	DonTrell Moore vs. Colorado St.	11/7/2003
5.	236	Mike Williams vs. UTEP	11/5/1977
6.	232	Reginal Johnson vs. Tulsa	11/2/1996
7.	218	David Bookert vs. Wyoming	10/26/1968
	218	Fred Henry vs. Utah	11/6/1971
9.	217	Teriyon Gipson vs. Wyoming	11/26/2016
10.	210	Rodney Ferguson vs. San Diego St.	11/25/2006
11.	208	Fred Henry vs. Utah	9/26/1970
12.	206	Mike Williams vs. Utah	11/6/1976
13.	205	Teriyon Gipson vs. Boise State	11/8/2014
14.	196	Jimmy Sayers vs. Wyoming	10/4/1980
15.	192	Kasey Carrier vs. UNLV	9/28/2013
16.	191	Willie Tural vs. Utah	11/9/1985
	191	Kasey Carrier vs. Texas State	10/6/2012
18.	188	Don Woods vs. New Mexico State	9/15/1973
	188	DonTrell Moore vs. Air Force	11/15/2003
20.	187	D.D. Cox vs. Texas Tech	9/6/2003

SEASON ATTEMPTS

	Att.	Player	Year
1.	292	Rodney Ferguson	2007
2.	276	DonTrell Moore	2003
3.	275	DonTrell Moore	2005
4.	265	Mike Williams	1977
5.	258	Mike Williams	1976
6.	255	Kasey Carrier	2012
7.	252	Rodney Ferguson	2006
8.	245	Winslow Oliver	1992
	245	DonTrell Moore	2002
10.	232	DonTrell Moore	2004

SEASON YARDS

	Yds.	Player	Year
1.	1,469	Kasey Carrier	2012
2.	1,450	DonTrell Moore	2003
3.	1,298	DonTrell Moore	2005
4.	1,269	Teriyon Gipson	2016
5.	1,240	Mike Williams	1976
6.	1,234	Rodney Ferguson	2006
7.	1,177	Rodney Ferguson	2007
8.	1,134	DonTrell Moore	2002
9.	1,129	Fred Henry	1971
10.	1,122	Kasey Carrier	2013
11.	1,105	Rodney Ferguson	2008
12.	1,097	Tyrone Owens	2016
13.	1,096	Mike Williams	1977
14.	1,091	DonTrell Moore	2004
15.	1,083	Jhurrell Pressley	2014
16.	1,064	Willie Tural	1984
17.	1,063	Winslow Oliver	1992
18.	1,023	Kevin Burgess	1986
19.	1,015	Mike Williams	1978
20.	1,008	Lennox Gordon	1996

SEASON TOUCHDOWNS

	TDs	Player	Year
1.	19	DonTrell Moore	2003
2.	18	Richard McQuarey	2016
3.	15	Kasey Carrier	2012
4.	14	Stoney Case	1993
	14	DonTrell Moore	2005
6.	13	Teriyon Gipson	2016
	13	Sam Scarber	1970
	13	Rocky Long	1971
	13	DonTrell Moore	2002
	13	Rodney Ferguson	2007
	13	Rodney Ferguson	2008

CAREER ATTEMPTS

	Att.	Player	Years
1.	1,028	DonTrell Moore	2002-05
2.	857	Mike Williams	1975-78
3.	778	Rodney Ferguson	2004-08
4.	691	Winslow Oliver	1992-95
5.	609	Kasey Carrier	2009-13
6.	479	Teriyon Gipson	2013-16
7.	475	Dave Bookert	1967-69
8.	469	Rocky Long	1969-71
9.	466	Mike Carter	1978-82
10.	465	Willie Tural	1982-85

CAREER YARDS

	Yds.	Player	Years
1.	4,973	DonTrell Moore	2002-05
2.	3,862	Mike Williams	1975-78
3.	3,564	Rodney Ferguson	2004-08
4.	3,332	Winslow Oliver	1992-95
5.	3,233	Kasey Carrier	2009-13
6.	3,164	Teriyon Gipson	2013-16
7.	2,935	Fred Henry	1970-72
8.	2,725	Jhurrell Pressley	2012-15
9.	2,520	Willie Tural	1982-85
10.	2,503	Lamar Jordan	2014-17
11.	2,364	Mike Carter	1978-82
12.	2,131	Lennox Gordon	1995-98
13.	2,090	Jarrod Baxter	1998-01
14.	2,071	Rocky Long	1969-71
15.	2,030	Jimmy Sayers	1977-80
16.	2,001	Don Perkins	1957-59
17.	1,985	Tyrone Owens	2015-present
18.	1,971	Dave Bookert	1967-69
19.	1,937	Bobby Santiago	1960-62
20.	1,859	Cole Gautsche	2012-14, 16
21.	1,840	Rich Diller	1971-73
22.	1,833	Holmon Wiggins	1998-01
23.	1,667	David Osborn	1979-82
24.	1,663	Michael Johnson	1980-83
25.	1,605	Crusoe Gongbay	2011-14

CAREER TOUCHDOWNS

	TDs	Player	Years
1.	51	DonTrell Moore	2002-04
2.	35	Jhurrell Pressley	2012-15
3.	34	Rodney Ferguson	2004-08
4.	32	Teriyon Gipson	2013-16
5.	31	Richard McQuarley	2015-17
	31	Stoney Case	1991-94
7.	29	Willie Tural	1982-85
8.	27	Mike Williams	1975-78
9.	26	Kasey Carrier	2009-13
10.	24	Jhurrell Pressley	2012-15

RUN FROM SCRIMMAGE

	Yds.	Player	Year
1.	91	Bobby Santiago vs. Colorado State	1962
2.	85	Don Perkins vs. Arizona	1957
	85	David Osborn vs. No. Texas State	1982
4.	84	Teriyon Gipson vs. South Dakota	2016
	84	James Wright vs. Air Force	2009
6.	83	Tyrone Owens vs. ULM	2016
7.	82	Winslow Oliver vs. No. Arizona	1995
	82	Mike Carter vs. UTEP (no TD)	1981
	82	Don Rumley vs. E. New Mexico	1945
	82	Bryan Brock vs. UTEP	1947
11.	80	Bucky Brandenburg vs. Arizona State	1950
	80	Stan Quintana vs. Colorado State	1964
	80	Winslow Oliver vs. Air Force	1992
	80	Kole McKamey vs. Wyoming	2004
	80	Jhurrell Pressley vs. Fresno State	2013

YEAR-BY-YEAR LEADERS

Year	Player	Att.	Yards	Avg.
1946	Lou Cullen	56	287	5.1
1947	Rudy Krall	124	513	4.1
1948	Rudy Krall	164	756	4.6
1949	Bob Cooke	78	272	3.5
1950	Chuck Hill	65	346	5.3
1951	Chuck Hill	105	394	3.8
1952	Bobby Arnett	109	360	3.3
1953	Bobby Lee	110	624	5.7
1954	A. L. Terpening	79	227	3.5
1955	Jerry Apodaca	64	224	3.5
1956	Phil Spear	123	625	5.0
1957	Don Perkins	112	744	6.6
1958	Don Perkins	112	621	5.5
1959	Billy Brown	95	740	7.8
1960	Bobby Santiago	98	596	6.0
1961	Bobby Santiago	98	535	5.5
1962	Bobby Santiago	151	806	5.3
1963	Bucky Stallings	126	553	4.4
1964	Joe Harris	152	582	3.7
1965	Carl Jackson	166	665	4.0
1966	Carl Jackson	105	348	3.3
1967	David Bookert	148	671	4.5
1968	David Bookert	209	872	4.2
1969	Sam Scarber	162	534	3.3
1970	Sam Scarber	184	961	5.2
1971	Fred Henry	176	1,129	6.4
1972	Fred Henry	164	977	5.9
1973	Don Woods	220	971	4.4
1974	Floyd Perry	103	294	2.8
1975	Mike Williams	121	511	4.2
1976	Mike Williams	258	1,240	4.8
1977	Mike Williams	265	1,096	4.1
1978	Mike Williams	213	1,015	4.8
1979	Jimmy Sayers	145	696	4.8
1980	Jimmy Sayers	166	691	4.2
1981	Mike Carter	158	595	3.8
1982	Mike Carter	107	722	6.7
1983	Michael Johnson	143	739	5.2
1984	Willie Tural	190	1,064	5.6
1985	Willie Tural	181	800	4.4
1986	Kevin Burgess	181	1,023	5.7
1987	Shane Hall	83	315	3.8
1988	Andre Wooten	160	801	5.0
1989	Dion Morrow	148	664	4.5
1990	Aaron Givens	128	546	4.3
1991	Marc Wilson	73	245	3.4
1992	Winslow Oliver	245	1,063	4.3
1993	Winslow Oliver	146	648	4.4
1994	Eric Young	128	732	5.7
1995	Winslow Oliver	162	915	5.6
1996	Lennox Gordon	196	1,008	5.1
1997	Graham Leigh	135	528	3.9
1998	Lennox Gordon	130	571	4.4
1999	Holmon Wiggins	138	601	4.4
2000	Holmon Wiggins	180	727	4.0
2001	Jarrod Baxter	203	907	4.5
2002	DonTrell Moore	245	1,134	4.6
2003	DonTrell Moore	276	1,450	5.3
2004	DonTrell Moore	232	1,091	4.7
2005	DonTrell Moore	275	1,298	4.7
2006	Rodney Ferguson	252	1,234	4.9
2007	Rodney Ferguson	292	1,177	4.0
2008	Rodney Ferguson	223	1,105	5.0
2009	Demond Dennis	78	427	5.5
2010	Kasey Carrier	104	373	3.6
2011	Crusoe Gongbay	108	500	4.6
2012	Kasey Carrier	255	1,469	5.8
2013	Kasey Carrier	189	1,122	5.9
2014	Jhurrell Pressley	114	1,083	9.5
2015	Jhurrell Pressley	147	907	6.2
2016	Teriyon Gipson	145	1,269	8.8
2017	Tyrone Owens	139	770	5.5

Team:

ATTEMPTS

	Att.	Year
Game	90 vs. UTEP	11/13/1971
Season	747 by 1971 team	

YARDS

	Yds.	Year
Game	585 vs. New Mexico State	10/23/1982
Season	4,550 by 2016 team	

AVERAGE

	Avg.	Year
Game	10.3 vs. Boise State (49-505)	11/8/2014
Season	6.61 by 2016 team (688-4,550)	
Per Game Avg.		
Season	384.5 by 1971 team	

TOUCHDOWNS

	TDs	Year
Game	8 vs. Mississippi Valley State	9/5/2015
	8 vs. San Diego State	10/18/2008
	8 vs. New Mexico State	10/23/1982
	8 vs. UTEP	10/21/1972
	8 vs. Utah	11/6/1971
Season	48 by 2016 team	

FIRST DOWNS

	No.	Year
Game	32 vs. Air Force	10/27/2001
Season	200 by 2016 team	

SINGLE GAME

	Yds.	Opponent	Year
1.	585	New Mexico State	10/23/1982
2.	568	Wyoming	11/26/2016
3.	549	Northern Arizona	9/23/1950
4.	543	Utah	11/6/1971
5.	541	New Mexico State	10/5/2013
6.	522	UTEP	10/21/1972
7.	518	Utah	9/26/1970
	518	UTEP	11/13/1971
9.	505	Boise State	11/8/2014
10.	497	UNLV	9/28/2013

BEST RUSHING TEAMS

	Year	Games	Yards	Yds./Game
1.	1971	11	4,229	384.5
2.	1970	10	3,501	350.1
3.	2016	13	4,550	350.0
4.	2014	12	3,725	310.4
5.	2013	12	3,706	308.8
6.	2012	13	3,917	301.3

Individual Passing:

ATTEMPTS

	Att.	Player	Year
Game	68	Jeremy Leach vs. Utah	11/11/1989
Season	511	Jeremy Leach	1989
Career	1,432	Jeremy Leach	1988-91

COMPLETIONS

	Com.	Player	Year
Game	41	Jeremy Leach vs. Utah	11/11/1989
Season	282	Jeremy Leach	1989
Career	735	Jeremy Leach	1988-91

INTERCEPTIONS

	No.	Player	Year
Game	5	Barry Garrison vs. New Mexico State	9/12/1987
	5	Barry Garrison vs. San Diego State	11/21/1987
	5	Casey Kelly vs. Air Force	10/27/2001
Season	26	Barry Garrison	1987
Career	62	Jeremy Leach	1988-91

COMPLETION PERCENTAGE

	Pct.	Player	Year
Game	.800	Stan Quintana (8-10) vs. Hawai'i	11/20/1964
	.800	Stoney Case (8-10) vs. UTEP	11/20/1993
	.800	Rudy Caamano (8-10) vs. No. Ariz.	9/23/2000
Season	.623	Kole McKamey (144-231)	2005
Career	.616	Donald Sellers (278-451)	1995-96

YARDS

	Yds.	Player	Year
Game	622	Jeremy Leach vs. Utah	11/11/1989
Season	3,573	Jeremy Leach	1989
Career	9,460	Stoney Case	1991-94

TOUCHDOWNS

	TDs	Player	Year
Game	6	Stoney Case vs. BYU	9/24/1994
	4	Steve Myer vs. Arizona	10/25/1975
	4	Ned James vs. New Mexico State	10/25/1986
	4	Jeremy Leach vs. Utah	11/11/1989
	4	Stoney Case vs. New Mexico State	9/12/1992
	4	Stoney Case vs. New Mexico State	9/25/1993
	4	Stoney Case vs. Utah	10/9/1993
	4	Fred Schweer vs. UTEP	11/20/1993
	4	Donald Sellers vs. New Mexico State	9/23/1995
	4	Donald Sellers vs. No. Arizona	9/7/1996
	4	Graham Leigh vs. Tulsa	11/22/1997
	4	Graham Leigh vs. Utah State	9/12/1998
	4	Casey Kelly vs. Wyoming	11/30/2002
Season	24	Graham Leigh	1997
Career	67	Stoney Case	1991-94

PASSING EFFICIENCY

	Eff.	Player	Year
Season	153.6	Graham Leigh	1997
Career	144.0	Donald Sellers	1995-96

SEASON COMPLETIONS

	Comp.	Player	Year
1.	282	Jeremy Leach	1989
2.	277	Barry Garrison	1987
3.	249	Donovan Porterie	2009
4.	244	Donovan Porterie	2007
5.	233	Stoney Case	1994
6.	198	Graham Leigh	1998
7.	190	Steve Myer	1975
8.	181	Casey Kelly	2002
9.	180	Jeremy Leach	1990
10.	177	Stoney Case	1993

SEASON COMPLETION PERCENTAGE (125 COMPS.)

	Pct.	Player	Year
1.	.623	Kole McKamey (144-231)	2005
2.	.621	Donald Sellers (121-195)	1995
3.	.613	Donald Sellers (157-256)	1996
4.	.601	Graham Leigh (166-276)	1997
5.	.597	B.R. Holbrook (141-236)	2011
6.	.584	Donovan Porterie (244-418)	2007
7.	.582	Stoney Case (177-304)	1993
8.	.581	Ned James (125-215)	1986
9.	.576	Casey Kelly (181-314)	2002
10.	.576	Donovan Porterie (249-432)	2009

SEASON YARDAGE

	Yds.	Player	Year
1.	3,573	Jeremy Leach	1989
2.	3,163	Barry Garrison	1987
3.	3,117	Stoney Case	1994
4.	3,006	Donovan Porterie	2007
5.	2,608	Graham Leigh	1998
6.	2,501	Steve Myer	1975
7.	2,490	Stoney Case	1993
8.	2,475	Billy Rucker	1985
9.	2,428	Jeremy Leach	1990
10.	2,411	Donovan Porterie	2009

SEASON TOUCHDOWN PASSES

	TDs	Player	Year
1.	24	Graham Leigh	1997
2.	22	Jeremy Leach	1989
	22	Stoney Case	1994
4.	21	Steve Myer	1975
5.	18	Stoney Case	1992
	18	Graham Leigh	1998
7.	17	Barry Garrison	1987
	17	Stoney Case	1993
9.	15	David Osborn	1982
	15	Donovan Porterie	2007

SEASON PASS EFFICIENCY (100 attempts)

	Eff.	Player	Year
1.	153.6	Graham Leigh	1997
2.	150.5	Donald Sellers	1995
3.	141.6	Ned James	1986
4.	140.2	Stoney Case	1993
5.	139.1	Donald Sellers	1996
6.	135.5	B.R. Holbrook	2011

7.	134.3	Kole McKamey	2005
8.	133.9	Buddy Funck	1984
9.	133.1	Cole Gautsche	2013
10.	132.9	Stoney Case	1994

CAREER COMPLETIONS

	Com.	Player	Years
1.	735	Jeremy Leach	1988-91
2.	677	Stoney Case	1991-94
3.	614	Donovan Porterie	2006-09
4.	434	Casey Kelly	2000-03
5.	367	Graham Leigh	1996-98
6.	295	Steve Myer	1974-75
7.	293	Barry Garrison	1984-87
8.	285	B.R. Holbrook	2009-12
9.	279	Kole McKamey	2003-06
10.	278	Donald Sellers	1995-96

CAREER COMPLETION PERCENTAGE (275 COMPS.)

	Pct.	Player	Years
1.	.616	Donald Sellers (278-451)	1995-96
2.	.580	Donovan Porterie (614-1,058)	2006-09
3.	.569	B.R. Holbrook (285-501)	2009-12
4.	.566	Barry Garrison (293-518)	1987
5.	.559	Graham Leigh (367-657)	1996-98
6.	.552	Kole McKamey (279-505)	2003-06
7.	.547	Stoney Case (677-1,237)	1991-94
8.	.537	Steve Myer (295-549)	1974-75
9.	.530	Casey Kelly (434-819)	2000-03

CAREER YARDAGE

	Yds.	Player	Years
1.	9,460	Stoney Case	1991-94
2.	9,382	Jeremy Leach	1988-91
3.	6,756	Donovan Porterie	2006-09
4.	5,686	Casey Kelly	2000-03
5.	4,979	Graham Leigh	1996-98
6.	3,890	Billy Rucker	1983-86
7.	3,741	Donald Sellers	1995-96
8.	3,604	Steve Myer	1974-75
9.	3,364	Brad Wright	1977-80
10.	3,359	Kole McKamey	2003-06

CAREER TOUCHDOWN PASSES

	TDs	Player	Years
1.	67	Stoney Case	1991-94
2.	49	Jeremy Leach	1988-91
3.	42	Graham Leigh	1996-98
4.	36	Casey Kelly	2000-03
5.	33	Donovan Porterie	2006-09
6.	28	Steve Myer	1974-75
7.	24	David Osborn	1979-82
8.	22	Noel Mazzone	1975-78
9.	21	Donald Sellers	1995-96
	21	Kole McKamey	2003-06

CAREER PASS EFFICIENCY (200 attempts)

	Eff.	Player	Years
1.	144.0	Donald Sellers	1995-96
2.	132.6	Graham Leigh	1996-98
3.	131.9	Lamar Jordan	20014-present
4.	130.6	Stoney Case	1991-94
5.	127.5	Ned James	1985-86
6.	124.9	Lamar Jordan	2014-17
7.	124.2	Billy Rucker	1983-86
8.	119.9	Buddy Funck	1982-84
9.	118.7	Casey Kelly	2000-03
10.	117.6	Steve Myer	1974-75

SINGLE GAME YARDAGE

	Yds.	Player	Year
1.	622	Jeremy Leach vs. Utah	11/11/1989
2.	490	Billy Rucker vs. San Diego State	9/27/1986
3.	458	Billy Rucker vs. Wyoming	11/16/1985
4.	452	Brad Wright vs. Texas Tech	10/14/1978
5.	427	Jeremy Leach vs. Hawai'i	9/14/1991
6.	408	Barry Garrison vs. Hawai'i	10/10/1987
	408	Casey Kelly vs. UNLV	11/1/2003
8.	406	Ned James vs. Wyoming	11/1/1986
9.	403	Stoney Case vs. TCU	9/10/1994
10.	393	Stoney Case vs. Air Force	11/2/1991
11.	390	Jeremy Leach vs. New Mexico State	9/10/1988
12.	385	Jeremy Leach vs. Akron	9/24/1988
13.	376	Jeremy Leach vs. San Diego State	11/4/1989
	376	Terry Stone vs. BYU	9/23/1967
15.	375	Stoney Case vs. BYU	9/24/1994
	375	Barry Garrison vs. Utah	9/5/1987
17.	370	Jeremy Leach vs. Tulsa	9/23/1989
18.	368	Barry Garrison vs. BYU	9/26/1987

19.	365	Jeremy Leach vs. Texas Tech	9/16/1989
20.	363	Stoney Case vs. Colorado State	10/1/1994
21.	359	Graham Leigh vs. San Diego State	10/17/1998
22.	358	Billy Rucker vs. New Mexico State	9/14/1985
23.	354	Donovan Porterie vs. Nevada	12/22/2007
24.	351	Donald Sellers vs. San Diego State	11/4/1995
	351	Stoney Case vs. BYU	10/26/1991
	351	Steve Myer vs. Arizona	10/25/1975

LONGEST PASS PLAYS

No.	Player	Year
98	Al Owens from Barry Garrison vs. BYU	9/26/1987
92	Delane Hart-Johnson from Lamar Jordan vs. Arizona	12/19/2015
89	Emilio Vallez from Rick Beitler vs. Arizona	10/8/1966
88	Sam Scarber from Terry Stone vs. UTEP	9/21/1968
87	Martinez Williams from Graham Leigh vs. San Diego State	10/17/1998
86	Delane Hart-Johnson from Lamar Jordan vs. Utah State	11/7/2015
85	Dwight Counter from Casey Kelly vs. CSU	11/17/2001
84	Herb Bradford from Jim Cromartie vs. UTEP	10/7/1961
84	Tori Brown from Billy Rucker vs. NMSU	9/14/1985
84	Turhon O'Bannon from Stoney Case vs. TCU	9/11/1993
82	Eric Morgan from Jeremy Leach vs. Wyoming	10/28/1989
81	Delane Hart-Johnson from Austin Apodaca at Boise State	11/14/2015
81	Chris Hernandez from Brad Gruner vs. TCU	8/30/2008
80	W.B. Calland from Cecil Sapanski vs. Texas Tech	11/18/1944
80	Ricky Martin from Brad Wright vs. Texas Tech	10/14/1978
80	Keith Magee from Brad Wright vs. NMSU	9/27/1980
80	Dwight Counter from Casey Kelly vs. Utah	10/26/2002
80	Deon Long from B.R. Holbrook vs. UNLV	11/12/2011

YEAR-BY-YEAR LEADERS

Year	Player	Comp.	Att.	Yds.	TDs
1946	Bryan Brock	11	27	326	3
1947	Bryan Brock	26	86	488	4
1948	Jerry McKown	20	51	342	3
1949	Herbie Hughes	14	33	176	3
1950	Milton Price	49	114	520	4
1951	Chuck Hill	31	60	359	2
1952	Bobby Arnett	13	37	195	1
1953	Bob Burns	10	24	127	1
1954	Jerry Lott	19	45	271	0
1955	Jerry Lott	34	74	422	2
1956	Jerry Lott	19	41	281	1
1957	Chuck Roberts	22	47	305	3
1958	Chuck Roberts	19	53	337	6
1959	George Friberg	26	68	361	3
1960	Jim Cromartie	30	57	343	4
1961	Jim Cromartie	28	60	533	4
1962	Jim Cromartie	12	33	245	1
1963	Stan Quintana	15	32	221	1
1964	Stan Quintana	45	86	794	3
1965	Stan Quintana	29	96	444	0
1966	Rick Beitler	67	162	763	4
1967	Terry Stone	160	336	1,946	9
1968	Terry Stone	58	147	769	4
1969	Rocky Long	61	125	865	4
1970	Rocky Long	48	115	649	2
1971	Rocky Long	54	105	876	4
1972	Bruce Boone	35	103	540	2
1973	Don Woods	52	124	869	5
1974	Steve Myer	105	196	1103	7
1975	Steve Myer	190	353	2,501	21
1976	Noel Mazzone	89	188	1,427	8
1977	Noel Mazzone	77	159	1,085	12
1978	Brad Wright	126	251	1,925	9
1979	Casey Miller	42	82	555	1
1980	Robin Gabriel	75	170	1,083	6
1981	Robin Gabriel	123	277	1,783	8
1982	David Osborn	105	216	1,609	15
1983	Buddy Funck	110	204	1,521	5
1984	Buddy Funck	52	106	922	8
1985	Billy Rucker	134	268	2,475	10
1986	Ned James	125	215	1,777	14
1987	Barry Garrison	277	489	3,163	17
1988	Jeremy Leach	165	323	1,986	10
1989	Jeremy Leach	282	511	3,573	22
1990	Jeremy Leach	180	380	2,428	12
1991	Stoney Case	103	216	1,564	10
1992	Stoney Case	164	308	2,289	18
1993	Stoney Case	177	304	2,490	17
1994	Stoney Case	233	409	3,117	22
1995	Donald Sellers	121	195	1,693	11
1996	Donald Sellers	157	256	2,048	10
1997	Graham Leigh	166	276	2,318	24
1998	Graham Leigh	198	276	2,608	18
1999	Sean Stein	141	272	1,584	11
2000	Rudy Caamano	107	192	1,270	11
2001	Casey Kelly	107	228	1,559	8
2002	Casey Kelly	181	314	1,904	14
2003	Casey Kelly	146	274	2,223	14
2004	Kole McKamey	103	210	1,272	6

2005	Kole McKamey	144	231	1,682	13
2006	Chris Nelson	112	216	1,435	12
2007	Donovan Porterie	244	418	3,006	15
2008	Brad Gruner	99	184	1,037	3
2009	Donovan Porterie	249	432	2,411	12
2010	B.R. Holbrook	63	119	619	2
2011	B.R. Holbrook	141	236	1,490	4
2012	B.R. Holbrook	62	112	647	2
2013	Clayton Mitchem	48	81	661	1
2014	Lamar Jordan	59	112	895	6
2015	Lamar Jordan	61	118	1,045	5
2016	Lamar Jordan	49	75	681	6
2017	Tevaka Tuioti	57	118	705	4

Team Passing:

YARDS	Yds.	Year
Game	622 vs. Utah	11/11/1989
Season	3,732 by 1989 team	

COMPLETIONS	No.	Year
Game	41 vs. Utah	11/11/1989
Season	290 by 1989 team	

ATTEMPTS	No.	Year
Game	68 vs. Utah	11/11/1989
Season	532 by 1989 team	

TOUCHDOWN PASSES	No.	Year
Game	6 vs. BYU	9/24/1994
Season	24 by 1997 team	

INTERCEPTIONS BY UNM	No.	Year
Game	7 vs. UTEP	10/21/1950
	7 vs. West Texas State	10/14/1950
	7 vs. Arizona	10/10/1953
Season	32 by 1946 team	

COMPLETION PERCENTAGE (15 ATTEMPTS)	Pct.	Year
Game	.800 vs. Northern Arizona (12-15)	9/23/2000
Season	.606 by 1996 team (160-264)	

AVERAGE YARDS/GAME	Season	Year
Season	311.0 by 1989 team	

FIRST DOWNS	No.	Year
Game	25 vs. Utah	11/11/1989
Season	162 by 1989 team	

SINGLE GAME	Yds.	Opponent	Year
1.	622	Utah	11/11/1989
2.	490	San Diego State	9/27/1986
3.	458	Wyoming	11/16/1985
4.	452	Texas Tech	10/14/1978
5.	429	UNLV	11/1/2003
6.	427	Hawai'i	9/14/1991
7.	408	Hawai'i	10/10/1987
8.	406	Wyoming	11/1/1986
9.	403	TCU	9/10/1994
10.	401	UTEP	10/27/1967

BEST PASSING TEAMS	Year	Games	Yards	Yds/Game
1.	1989	12	3,732	311.0
2.	1991	12	3,584	298.7
3.	1985	11	3,245	295.0
4.	1987	11	3,230	293.6
5.	1990	12	3,221	268.4

Individual Total Offense:

PLAYS	Tot.	Player	Year
Game	77	Stoney Case vs. TCU (15 rush, 62 pass)	9/10/1994
Season	590	Jeremy Leach (79 rush, 511 pass)	1989
Career	1,695	Jeremy Leach, (263 rush, 1,432 pass)	1988-91

YARDS	Yds.	Player	Year
Game	594	Jeremy Leach vs. Utah (-28 rush, 622 pass)	11/11/1989
Season	3,649	Stoney Case, (532 rush, 3,117 pass)	1994
Career	10,651	Stoney Case (1,191 rush, 9,640 pass)	1991-94

AVERAGE	Avg.	Player	Year
Game	13.56	Lamar Jordan vs. Wyoming (16 plays for 217 yards)	11/29/2014
Season	7.3	Stan Quintana (169 plays for 1,249 yards)	1964
Career	6.6	Donald Sellers (754 plays for 4,992 yards)	1995-96

SINGLE GAME	Yds.	Player	Year
1.	594	Jeremy Leach vs. Utah	11/11/1989
2.	514	Ned James vs. Wyoming	11/1/1986
3.	501	Billy Rucker vs. San Diego State	9/27/1986
4.	487	Billy Rucker vs. Wyoming	11/16/1985
5.	464	Stoney Case vs. TCU	9/10/1994
6.	440	Brad Wright vs. Texas Tech	10/14/1978
7.	413	Stoney Case vs. Colorado State	10/1/1994
8.	410	Casey Kelly vs. UNLV	11/1/2003
9.	404	Jeremy Leach vs. Hawai'i	9/14/1991
10.	403	Stoney Case vs. BYU	9/24/1994

SEASON TOTAL OFFENSE	Yds.	Player	Year
1.	3,649	Stoney Case	1994
2.	3,363	Jeremy Leach	1989
3.	3,065	Barry Garrison	1987
4.	2,972	Donovan Porterie	2007
5.	2,904	Graham Leigh	1998
6.	2,857	Billy Rucker	1985
7.	2,846	Graham Leigh	1997
8.	2,819	Stoney Case	1993
9.	2,805	Donald Sellers	1996
10.	2,559	Stoney Case	1992

CAREER TOTAL OFFENSE	Yds.	Player	Years
1.	10,651	Stoney Case	1991-94
2.	8,623	Jeremy Leach	1988-91
3.	6,715	Donovan Porterie	2006-09
4.	6,285	Casey Kelly	2000-03
5.	5,847	Graham Leigh	1996-98
6.	4,992	Donald Sellers	1995-96
7.	4,489	Billy Rucker	1983-86
8.	4,461	Rocky Long	1969-71
9.	4,404	David Osborn	1979-82
10.	4,199	Kole McKamey	2003-05

MOST WINS - STARTING QUARTERBACK - CAREER	QB	Wins	Years
1.	Casey Kelly	19	2000-03
2.	Jim Cromartie	18	1960-62
3.	Lamar Jordan	16	2014-17
	Rocky Long	16	1969-71
	Stan Quintana	16	1963-65
6.	Stoney Case	15	1991-94
7.	David Osborn	14	1979-82
	Donovan Porterie	14	2006-09
9.	Kole McKamey	13	2003-06
10.	Graham Leigh	12	1996-98

TOUCHDOWNS RESPONSIBLE - SEASON	Player	Pass	Rush	Total	Year
1.	Stoney Case	22	11	33	1994
2.	Graham Leigh	24	8	32	1997
3.	Stoney Case	17	14	31	1993
4.	Jeremy Leach	22	2	24	1989
5.	Steve Meyer	21	2	23	1975

TOUCHDOWNS RESPONSIBLE - CAREER	Player	Pass	Rush	Total	Years
1.	Stoney Case	67	31	98	1991-94
2.	Jeremy Leach	49	4	53	1988-91
	Graham Leigh	42	11	53	1996-98
4.	DonTrell Moore	0	51	51	2002-05
5.	Casey Kelly	36	9	45	2000-03
6.	Donald Sellers	21	18	39	1995-96
7.	Lamar Jordan	20	17	37	2014-17
	David Osborn	24	13	37	1979-82

YEAR-BY-YEAR LEADERS

Year	Player	Plays	Rush	Pass	Total
1946	Bryan Brock	61	-3	326	323
1947	Bryan Brock	133	238	488	726
1948	Rudy Krall	165	756	0	756
1949	Jerry McKown	90	184	164	348
1950	Milton Price	165	86	520	606
1951	Chuck Hill	165	394	359	753
1952	Bobby Arnett	146	360	195	555
1953	Bobby Lee	147	624	124	748
1954	Jerry Lott	81	101	271	372
1955	Jerry Lott	167	77	422	499
1956	Phil Spear	123	625	0	625
1957	Don Perkins	117	744	23	767
1958	Don Perkins	121	621	161	782
1959	Billy Brown	95	740	0	740
1960	Jim Cromartie	116	299	343	642
1961	Jim Cromartie	146	168	533	701
1962	Bobby Santiago	159	806	93	899
1963	Bucky Stallings	127	553	0	553
1964	Stan Quintana	169	455	794	1,249
1965	Stan Quintana	197	496	444	940
1966	Rick Beitler	253	-21	763	742
1967	Terry Stone	406	-415	1,946	1,531
1968	David Bookert	211	872	0	872
1969	Rocky Long	276	450	865	1,315
1970	Rocky Long	273	674	649	1,323
1971	Rocky Long	265	947	876	1,823
1972	Fred Henry	166	977	9	986
1973	Don Woods	344	971	869	1,840
1974	Steve Myer	240	13	1,103	1,116
1975	Steve Myer	400	-132	2,501	2,369
1976	Noel Mazzone	376	617	1,427	2,044
1977	Noel Mazzone	326	537	185	1,622
1978	Brad Wright	423	478	1,925	2,403
1979	Jimmy Sayers	145	696	0	696
1980	Brad Wright	231	120	1,068	1,188
1981	Robin Gabriel	368	-84	1,783	1,699
1982	David Osborn	357	539	1,609	2,148
1983	Buddy Funck	398	633	1,521	2,154
1984	Buddy Funck	247	526	922	1,448
1985	Billy Rucker	432	382	2,475	2,857
1986	Ned James	365	527	1,777	2,304
1987	Barry Garrison	549	-98	3,163	3,065
1988	Jeremy Leach	411	-220	1,986	1,766
1989	Jeremy Leach	590	-210	3,573	3,363
1990	Jeremy Leach	436	-204	2,428	2,224
1991	Stoney Case	272	60	1,564	1,624
1992	Stoney Case	422	270	2,289	2,559
1993	Stoney Case	430	329	2,490	2,819
1994	Stoney Case	549	532	3,117	3,649
1995	Donald Sellers	329	494	1,693	2,187
1996	Donald Sellers	425	757	2,048	2,805
1997	Graham Leigh	411	528	2,318	2,846
1998	Graham Leigh	487	296	2,608	2,904
1999	Sean Stein	340	0	1,584	1,584
2000	Rudy Caamano	301	86	1,270	1,356
2001	Casey Kelly	298	143	1,559	1,702
2002	Casey Kelly	430	225	1,904	2,129
2003	Casey Kelly	384	231	2,223	2,454
2004	Kole McKamey	338	416	1,272	1,688
2005	Kole McKamey	350	429	1,682	2,111
2006	Chris Nelson	256	-62	1,435	1,373
2007	Donovan Porterie	476	-34	3,006	2,972
2008	Brad Gruner	260	331	1,037	1,368
2009	Donovan Porterie	518	-33	2,411	2,378
2010	Stump Godfrey	204	287	553	840
2011	B.R. Holbrook	296	93	1,490	1,583
2012	Kasey Carrier	255	1,469	0	1,469
2013	Cole Gautsche	196	777	639	1,416
2014	Lamar Jordan	232	612	895	1,507
2015	Lamar Jordan	265	807	1,045	1,852
2016	Lamar Jordan	189	739	681	1,420
2017	Lamar Jordan	171	345	604	949

100 YARDS RUSHING/100 YARDS PASSING
IN A GAME (13 players/26 times)

Player	Rush	Pass	Opponent	Year
Rocky Long	159	131	Arizona	1969
Rocky Long	110	115	BYU	1971
Don Woods	100	134	Utah	1973
Don Woods	148	128	Colorado State	1973
Noel Mazzone	110	124	UTEP	1976
Noel Mazzone	123	139	Arizona	1977
David Osborn	125	128	North Texas	1982
David Osborn	112	143	Air Force	1982
Buddy Funck	116	148	Texas Tech	1984
Buddy Funck	130	112	New Mexico State	1984
Billy Rucker	113	277	UTEP	1985
Billy Rucker	106	307	San Diego State	1985
Ned James	118	406	Wyoming	1986

Stoney Case	112	121	Idaho State	1993
Stoney Case	114	199	Fresno State	1994
Donald Sellers	102	232	Central Florida	1996
Donald Sellers	126	144	Rice	1996
Graham Leigh	102	171	BYU	1997
Kole McKamey	138	207	Navy	2004
Kole McKamey	152	172	New Mexico State	2005
Kole McKamey	103	218	BYU	2005
Cole Gautsche	149	155	Wyoming	2012
Cole Gautsche	113	156	at Wyoming	10/12/2013
Lamar Jordan	107	147	at Wyoming	9/26/2015
Lamar Jordan	135	110	Arizona	12/19/2015
Lamar Jordan	176	122	Wyoming	11/26/2016
Coltin Gerhart	156	108	at Tulsa	9/23/2017

Team Total Offense:

PLAYS	Tot.	Year
Game	106 vs. Utah	11/11/1989
Season	977 by 1980 team	

YARDS	Tot.	Year
Game	691 vs. Utah	11/11/1989
Season	5,939 by 2016 team	

AVERAGE	Avg.	Year
Game	13.53 vs. Wyoming	11/26/2016
	(51 plays, 690 yards)	
Season	6.85 by 2016 team	
	(867 plays, 5,939 yards)	
Per Game, Season	472.0 by 1994 team	

FIRST DOWNS	FDs	Year
Game	37 vs. San Diego State	9/27/1986
Season	300 by 1994 team	

SINGLE GAME	Yds	Opponent	Year
1.	691	Utah	11/11/1989
2.	690	Wyoming	11/26/2016
	690	San Diego State	9/27/1986
4.	663	New Mexico State	9/8/1984
5.	658	Northern Arizona	9/23/1950
6.	654	New Mexico State	10/23/1982
7.	648	Utah	9/26/1970
8.	645	UTEP	10/31/1971
9.	633	Utah	10/25/2003
10.	630	Utah	11/9/1985
11.	628	New Mexico Highlands	9/29/1934
12.	622	ULM	10/22/2016
	622	Utah	11/6/1971
14.	620	Air Force	10/27/2001
15.	616	Wyoming	11/1/1986
	616	Northern Arizona	9/18/1999
17.	615	South Dakota	9/1/2016
18.	608	New Mexico State	10/5/2013

BEST TOTAL OFFENSE TEAMS (based on yards)

	Year	Games	Yards	Avg.
1.	2016	13	5,939	456.8
2.	1994	12	5,664	472.0
3.	1986	12	5,269	439.1
4.	2003	13	5,207	400.5
5.	1985	11	5,165	469.5
6.	1971	11	5,148	468.0
7.	2013	12	5,062	421.8
8.	2015	13	5,046	388.1

Individual Receiving:

RECEPTIONS	Rec.	Player	Year
Game	17	Emilio Vallez vs. UTEP	10/27/1967
Season	91	Marcus Smith	2007
Career	263	Terance Mathis	1985-87, '89

YARDS	Yds.	Player	Year
Game	257	Emilio Vallez vs. UTEP	10/27/1967
Season	1,315	Terance Mathis	1989
Career	4,254	Terance Mathis	1985-87, '89

TOUCHDOWNS

Game	TDs	Player	Year
3	Ricky Martin vs. Utah	11/8/1980	
3	Terance Mathis vs. Colorado St.	11/15/1986	
3	Mike Henderson vs. BYU	10/29/1990	
3	Zack Wesley vs. BYU	9/24/1994	
3	Pascal Volz vs. Rice	10/18/1997	
3	Pascal Volz vs. TCU	11/1/1997	
3	Hank Baskett vs. Missouri	9/10/2005	
3	Marcus Smith vs. New Mexico St.	9/9/2006	
3	Deon Long vs. Sam Houston St.	9/24/2011	
Season	13	Terance Mathis	1989
	13	Pascal Volz	1997
Career	36	Terance Mathis	1985-87, '89

CONSECUTIVE GAMES CATCHING A PASS

46, Carl Winston, 1990-93 (NCAA record at the time)

CONSECUTIVE 100-YARD GAMES

5, Terance Mathis, 1987
4, Pascal Volz, 1997

CONSECUTIVE GAMES, TD RECEPTION

7, Carl Winston, 1991

SINGLE GAME RECEPTIONS

	Rec.	Player	Year
1.	17	Emilio Vallez vs. UTEP	10/27/1967
2.	16	Terance Mathis vs. Utah	11/11/1989
3.	14	Terance Mathis vs. Arkansas	11/28/1987
	14	Shane Hall vs. Wyoming	11/7/1987
	14	Ace Hendricks vs. Utah	10/7/1967
6.	13	Ty Kirk vs. New Mexico State	10/1/2011
7.	12	Eric Morgan vs. New Mexico State	9/1/1990
	12	Kano Brown vs. San Diego State	11/4/1989
	12	Terance Mathis vs. San Diego St.	9/27/1986
10.	11	11 different times	

SINGLE GAME YARDAGE

	Yds.	Player	Year
1.	257	Emilio Vallez vs. UTEP	10/27/1967
2.	252	Terance Mathis vs. Utah	11/11/1989
3.	238	Terance Mathis vs. Wyoming	11/1/1986
4.	214	Terance Mathis vs. Arkansas	11/28/1987
5.	209	Hank Baskett vs. Missouri	9/10/2005
	209	Deon Long vs. Sam Houston State	9/24/2011
7.	195	Ace Hendricks vs. BYU	9/23/1967
8.	191	Terance Mathis vs. Utah	9/5/1987
9.	188	Terance Mathis vs. San Diego St.	9/27/1986
10.	187	Terance Mathis vs. Texas Tech	9/16/1989

SEASON RECEPTIONS

	Rec.	Player	Year
1.	91	Marcus Smith	2007
2.	88	Terance Mathis	1989
3.	80	Eric Morgan	1990
4.	76	Carl Winston	1991
	76	Travis Brown	2007
6.	73	Terance Mathis	1987
7.	69	Pascal Volz	1997
8.	67	Ace Hendricks	1967
	67	Hank Baskett	2005
10.	66	Shane Hall	1987

SEASON RECEPTION YARDAGE

	Yds.	Player	Year
1.	1,315	Terance Mathis	1989
2.	1,229	Pascal Volz	1997
3.	1,177	Carl Winston	1991
4.	1,132	Terance Mathis	1987
5.	1,125	Marcus Smith	2007
6.	1,094	Ace Hendricks	1967
7.	1,071	Hank Baskett	2005
8.	1,043	Eric Morgan	1990
9.	1,031	Travis Brown	2007
10.	962	Preston Dennard	1975

SEASON TOUCHDOWNS

	TDs	Player	Year
1.	13	Pascal Volz	1997
	13	Terance Mathis	1989
3.	10	Terance Mathis	1986
4.	9	Don Black	1958
	9	Mike Henderson	1990
	9	Hank Baskett	2005
	9	Marcus Smith	2006
8.	8	Terance Mathis	1987
	8	Ricky Martin	1980
10.	7	Carl Winston	1991
	7	Martinez Williams	1998

CAREER RECEPTIONS

	Rec.	Player	Years
1.	263	Terance Mathis	1985-87, '89
2.	202	Carl Winston	1990-93
3.	182	Travis Brown	2004-07
4.	153	Marcus Smith	2004-07
5.	142	Preston Dennard	1974-77
6.	141	Mike Henderson	1987-90
7.	140	Hank Baskett	2002-05
8.	136	Eric Morgan	1989-90
9.	134	Ty Kirk	2009-12
10.	122	Dwight Counter	2000-03

CAREER RECEPTION YARDAGE

	Yds.	Player	Years
1.	4,254	Terance Mathis	1985-87, '89
2.	2,972	Carl Winston	1990-93
3.	2,288	Hank Baskett	2002-05
4.	2,257	Preston Dennard	1974-77
5.	2,192	Travis Brown	2004-07
6.	2,101	Dwight Counter	2000-03
7.	2,073	Marcus Smith	2004-07
8.	1,927	Mike Henderson	1987-90
9.	1,806	Eric Morgan	1989-90
10.	1,798	Ricky Martin	1976-80
11.	1,690	Keith MaGee	1979-82
12.	1,508	Derwin Williams	1980-83
13.	1,480	Ty Kirk	2009-12
14.	1,425	Manley Woods	1990-94
15.	1,402	Martinez Williams	1996-99

CAREER TOUCHDOWNS

	TDs	Player	Years
1.	36	Terance Mathis	1985-87, '89
2.	17	Hank Baskett	2002-05
3.	16	Ricky Martin	1977-80
	16	Preston Dennard	1974-77
5.	14	Carl Winston	1990-93
	14	Dwight Counter	2000-03
7.	13	Pascal Volz	1996-97
	13	Marcus Smith	2004-07
9.	12	Eric Morgan	1989-90
	12	Mike Henderson	1987-90
	12	Travis Brown	2004-07

YEAR-BY-YEAR LEADERS

Year	Player	No.	Yds.	TD
1946	Lou Cullen	7	230	3
1947	Rudy Camunez	9	162	2
1948	Bill Speer	10	134	0
1949	Bill Speer	10	82	2
1950	Chuck Hill	19	321	2
1951	Dick Brett	26	276	3
1952	Dick Brett	15	205	2
1953	Ray Guerette	11	147	1
1954	Ray Guerette	8	136	2
1955	Dick Drake	14	174	0
1956	John Barefoot	6	156	3
1957	Don Perkins	10	162	0
1958	Don Black	14	303	9
1959	Don Perkins	8	226	3
1960	Bobby Santiago	11	187	1
1961	Larry Jasper	5	161	2
1962	George Heard	6	255	1
1963	Claude Ward	7	181	2
1964	Gary Plumlee	19	316	1
1965	Woody Dame	11	198	0
1966	Sherman Seiders	27	351	2
1967	Ace Hendricks	67	1,094	6
1968	Bob Fowler	26	265	0
1969	John Stewart	19	391	2
1970	Fred Henry	10	73	0
1971	Ken Smith	17	281	1
1972	Ken Smith	24	382	2
1973	Paul Labarrere	16	374	3
1974	Pete Robison	20	236	2
1975	Preston Dennard	59	962	6
1976	Preston Dennard	42	783	5
1977	Preston Dennard	26	341	4
1978	Ricky Martin	21	594	5
	Chris Combs	21	322	1
1979	Jimmy Sayers	19	145	0
1980	Ricky Martin	43	850	8
1981	Keith Magee	44	706	3
1982	Keith Magee	39	641	5
1983	Derwin Williams	37	677	5
1984	Kenneth Whitehead	34	713	4
1985	Terance Mathis	49	852	5
1986	Terance Mathis	53	955	10
1987	Terance Mathis	73	1,132	8
1988	Al Owens	49	774	5

1989	Terance Mathis	88	1,315	13
1990	Eric Morgan	80	1,043	6
1991	Carl Winston	76	1,177	7
1992	Carl Winston	34	389	1
1993	Carl Winston	50	766	4
1994	Gavin Pearlman	52	866	2
1995	Steve Pagador	33	492	2
1996	Larry Brown	38	518	0
1997	Pascal Volz	69	1,229	13
1998	Martinez Williams	49	760	7
1999	Martinez Williams	60	609	0
2000	Ted Iacenda	28	257	2
2001	Dwight Counter	43	774	4
2002	Dwight Counter	36	413	3
2003	Adrian Boyd	41	581	3
2004	Hank Baskett	54	908	3
2005	Hank Baskett	67	1,071	9
2006	Travis Brown	64	867	4
2007	Marcus Smith	91	1,125	4
2008	Bryant Williams	36	272	1
2009	Ty Kirk	36	427	2
2010	Ty Kirk	38	477	2
2011	Deon Long	47	809	4
	Ty Kirk	47	376	0
2012	Lamaar Thomas	15	165	1
2013	Jeric Magnant	19	294	1
	Marquis Bundy	19	261	2
2014	Jeric Magnant	16	184	1
2015	Dameon Gamblin	35	424	2
2016	Dameon Gamblin	23	254	3
2017	Jay Griffin IV	29	393	4

Individual Scoring:

TOUCHDOWNS

Game			
5	Chuck Hill vs. Northern Arizona	9/23/1950	
5	Reginal Johnson vs. Tulsa	11/2/1996	
5	DonTrell Moore vs. Wyoming	11/30/2002	
5	Richard McQuarley vs. Air Force	9/30/2017	
Season	21	DonTrell Moore	2003
Career	59	DonTrell Moore	2002-05

POINTS

Game	32	Reginal Johnson vs. Tulsa	11/2/1996
Season	126	DonTrell Moore	2003
Career	356	DonTrell Moore	2002-05

EXTRA POINTS MADE

Game	10	Eddie Beach vs. U. of Mexico	9/17/1960
Season	61	Jason Sanders	2016
Career	100	Colby Cason	1995-97
Consecutive	82	Jason Sanders	2015-16
	76	Justus Adams	2012-13
	47	Joe Hartshorne	1970-71

EXTRA POINTS ATTEMPTED

Game	10	Milton Price vs. Northern Arizona	9/23/1950
	10	Eddie Beach vs. U. of Mexico	9/17/1960
Season	62	Jason Sanders	2016
Career	101	Colby Cason	1995-97

FIELD GOALS MADE

Game	5	Bob Berg vs. Fresno State	9/13/1975
	5	Rick Walsh vs. New Mexico State	9/10/1988
	5	Colby Cason vs. SMU	10/4/1997
Season	29	John Sullivan	2007
Career	53	David Margolis	1989-92
Consecutive	18	John Sullivan	2007

SEASON FIELD GOALS MADE

	FGs	Player	Year
1.	29	John Sullivan	2007
2.	21	Colby Cason	1997
3.	19	Kenny Byrd	2006
4.	18	Bob Berg	1974
	18	Bob Berg	1975
	18	James Aho	2008
7.	17	Vladimir Borombozin	2001
8.	15	David Margolis	1989
	15	Wes Zunker	2003

CAREER FIELD GOALS MADE

	FGs	Player	Year
1.	53	David Margolis	1989-92
2.	45	James Aho	2008-11
3.	41	Colby Cason	1995-97
	41	Bob Berg	1973-75
5.	33	Kenny Byrd	2002-06
6.	29	Wes Zunker	2001-04
	29	John Sullivan	2004-07
8.	27	Vladimir Borombozin	2000-01
9.	25	Jason Sanders	2014-17
	25	Pete Parks	1980-82

CAREER FIELD GOAL ACCURACY

	Pct.	Player (FGM-FGA)	Year
1.	82.9	John Sullivan (29-35)	2004-07
2.	81.8	Vladimir Borombozin (27-33)	2000-01
3.	80.5	Kenny Byrd (33-41)	2002-06
4.	75.0	Jason Sanders (15-20)	2014-present
	75.0	Rick Walsh (18-24)	1987-88
6.	73.2	Bob Berg (41-56)	1973-75
7.	71.4	Jason Sanders (25-35)	2014-17
8.	70.7	Wes Zunker (29-41)	2001-04
9.	68.3	Colby Cason (41-60)	1995-97
10.	68.2	James Aho (45-66)	2008-11

LONGEST FIELD GOALS

56	Rick Walsh vs. San Diego State	11/19/1988
*53	Jason Sanders at Tulsa	9/23/2017
53	John Sullivan vs. Nevada	12/22/2007
53	Rick Walsh at Colorado State	10/24/1987
52	Jason Sanders vs. UTSA	12/17/2016
52	Kenny Byrd vs. Missouri	9/16/2006
52	Jason Bloom vs. San Diego State	10/17/1998
52	Pete Parks vs. New Mexico State	10/23/1982
**52	Ray Guerette vs. Colorado State	11/13/1954
51	Jason Sanders vs. Colorado State	10/20/2017
51	Jason Sanders at Colorado State	11/17/2016
51	James Aho vs. Wyoming	11/6/2010
51	Wes Zunker vs. UTEP	9/1/2001
51	Jason Bloom vs. Hawai'i	10/24/1998
51	Jim Bibbo at Texas Tech	10/8/1983
50	Wes Zunker at Colorado State	10/30/2004
50	Jason Bloom at San Diego State	10/11/1997
50	Nathan Vail at Wyoming	11/12/1994
50	David Margolis at Texas Tech	9/16/1989
50	Rick Walsh at New Mexico State	9/10/1988
50	Alan Moore at UTEP	10/28/1978
50	Jack Abendschan at Kansas State	11/24/1964

*longest walk-off FG in UNM history

**officially a 42-yard FG but in 1954 NCAA didn't count the 10 yards in the end zone in the official distance.

SEASON PAT

	PATs	Player	Year
1.	61	Jason Sanders	2016
2.	49	Justus Adams	2013
3.	45	Pete Parks	1982
4.	43	Zack Rogers	2014
	43	Joe Hartshorne	1971
6.	42	Wes Zunker	2003
7.	40	Colby Cason	1997
	40	Justus Adams	2012
9.	39	Nathan Vail	1994
10.	37	Joe Hartshorne	1970

CAREER PAT

	PATs	Player	Years
1.	111	Jason Sanders	2014-17
2.	100	Colby Cason	1995-97
3.	99	Joe Hartshorne	1969-71
4.	91	Kenny Byrd	2002-06
5.	89	Justus Adams	2010-13
6.	85	David Margolis	1989-92
7.	84	Joe Bibbo	1983-86
8.	83	James Aho	2008-11
9.	80	Wes Zunker	2001-04
10.	72	Bob Berg	1973-75

SEASON SCORING (Touchdowns)

	TDs	Player	Year
1.	21	DonTrell Moore	2003
2.	18	Richard McQuarley	2016
3.	17	DonTrell Moore	2005
4.	16	Terance Mathis	1989
5.	15	DonTrell Moore	2002
	15	Kasey Carrier	2012
7.	14	Teriyon Gipson	2016
	14	Stoney Case	1993
	14	Willie Tural	1985
	14	Rodney Ferguson	2007

SEASON SCORING (Points)			
	Pts.	Player	Year
1.	126	DonTrell Moore	2003
2.	117	John Sullivan	2007
3.	110	Richard McQuarley	2016
4.	104	DonTrell Moore	2005
5.	103	Colby Cason	1997
6.	98	Terance Mathis	1989
7.	97	Jason Sanders	2016
8.	90	Willie Tural	1985
9.	90	DonTrell Moore	2002
10.	90	Kasey Carrier	2012

CAREER SCORING (Touchdowns)			
	Tds	Player	Years
1.	59	DonTrell Moore	2002-05
2.	39	Terance Mathis	1985-87, '89
3.	37	Rodney Ferguson	2004-08
4.	36	Jhurell Pressley	2012-15
5.	34	Teriyon Gipson	2013-16
6.	31	Richard McQuarley	2014-17
	31	Stoney Case	1991-94
	31	Willie Tural	1982-85
	31	Mike Williams	1975-78
10.	27	Kasey Carrier	2009-13

CAREER SCORING (Points)			
	Pts.	Player	Years
1.	356	DonTrell Moore	2002-05
2.	244	David Margolis	1989-92
3.	238	Terance Mathis	1985-87, '89
4.	223	Colby Cason	1995-97
5.	222	Rodney Ferguson	2004-08
6.	218	Jhurell Pressley	2012-15
	218	James Aho	2008-11
8.	204	Teriyon Gipson	2013-16
9.	202	Bob Berg	1973-75
10.	192	Willie Tural	1982-85

YEAR-BY-YEAR SCORING LEADERS						
Year	Player	TD	PAT	FG	TP	
1946	Lou Cullen	8	0-0	0-0	48	
1947	Bryan Brock	5	0-0	0-0	30	
	Rudy Krall	5	0-0	0-0	30	
1948	Jerry McKown	4	10-15	0-0	34	
1949	Bob Cooke	4	0-0	0-0	24	
1950	Chuck Hill	8	3-7	0-0	51	
1951	Chuck Hill	10	0-0	0-0	60	
1952	Mike Prokopiak	0	13-15	4	25	
1953	Bobby Lee	9	0-0	0-0	54	
1954	Ray Guerette	2	15-20	1	30	
1955	Jerry Apodaca	3	0-0	0-0	18	
1956	Phil Spear	6	0-0	0-0	36	
1957	Bob Crandall	4	0-0	0-0	24	
1958	Don Black	9	2*	0-0	58	
1959	Don Perkins	12	1*	0-0	74	
1960	Jim Cromartie	7	1*	0-0	44	
1961	Bobby Santiago	5	3-3	0-0	33	
1962	Bobby Santiago	11	0-1	0-0	66	
1963	Bucky Stallings	9	1*	0-0	56	
1964	Claude Ward	7	0-0	0-0	42	
1965	Carl Jackson	10	0-0	0-0	60	
1966	Sherman Seiders	2	8-10	4-10	32	
1967	Ace Hendricks	6	0-0	0-0	36	
1968	David Bookert	11	0-0	0-0	66	
1969	Joe Hartshorne	0	19-20	8-9	43	
1970	Sam Scarber	13	0-0	0-0	78	

1971	Rocky Long	13	1*	0-0	80
1972	Fred Henry	7	0-0	0-0	42
1973	Don Woods	11	0-0	0-0	66
1974	Bob Berg	0	14-17	18-24	68
1975	Bob Berg	0	29-31	18-26	83
1976	Mike Williams	11	0-0	0-0	66
1977	Jim Haynes	0	22-29	7-14	43
1978	Alan Moore	0	22-29	14-21	64
1979	Alan Moore	0	25-26	8-15	49
1980	Pete Parks	0	22-25	12-20	58
1981	Pete Parks	0	25-27	8-17	49
1982	Pete Parks	0	45-46	5-11	60
1983	Joe Bibbo	0	25-25	12-19	61
1984	Willie Tural	10	0-0	0-0	60
1985	Willie Tural	14	3*	0-0	90
1986	Kevin Burgess	12	1*	0-0	74
1987	Terance Mathis	8	1*	0-0	50
1988	Rick Walsh	0	13-14	11-14	46
1989	Terance Mathis	16	1*	0-0	98
1990	David Margolis	0	25-28	14-18	67
1991	David Margolis	0	17-20	11-23	50
1992	David Margolis	0	16-21	13-20	55
1993	Stoney Case	14	0-0	0-0	84
1994	Nathan Vail	0	39-43	12-18	75
1995	Colby Cason	0	25-28	11-18	58
1996	Colby Cason	0	35-37	9-12	62
	Donald Sellers	10	1*	0-0	62
1997	Colby Cason	0	40-45	21-30	103
1998	Martinez Williams	7	0-0	0-0	42
1999	David McKinney	0	27-29	5-14	42
	Brian Urlacher	7	0	0	42
2000	Vladimir Borombozin	0	21-25	10-15	51
2001	Vladimir Borombozin	0	31-32	17-18	82
2002	DonTrell Moore	15	0	0	90
2003	DonTrell Moore	21	0	0	126
2004	Wes Zunker	0	27-28	11-16	60
2005	DonTrell Moore	17	1*	0	104
2006	Kenny Byrd	0	31-31	19-23	88
2007	John Sullivan	0	30-31	29-35	117
2008	Rodney Ferguson	13	0-1	0	78
2009	James Aho	0	19-21	13-21	58
2010	James Aho	0	22-22	8-9	46
2011	James Aho	0	18-18	6-12	36
2012	Kasey Carrier	15	0-1	0	90
2013	Justus Adams	0	49-50	8-12	73
2014	Jhurell Pressley	12	1*	0	74
2015	Jhurell Pressley	11	0	0	66
2016	Richard McQuarley	18	1*	0	110
2017	Jason Sanders	0	28-28	10-15	58

* 2-pt. PAT

Team Scoring:

MOST POINTS			
Game:	108 Northern Arizona	11/11/1916	
Quarter:	38 Southern (2nd)	9/1/2012	
Half:	49 San Diego State (1st)	10/18/2008	

HIGHEST PER GAME AVERAGE (Season)				
Avg.	Games	Points	Year	
36.69	13	477	2016	
34.00	11	374	1982	
33.42	12	401	1994	
32.75	12	393	2013	
32.50	12	390	1997	
31.00	11	341	1971	

30.45	11	335	1993
30.09	11	331	1996
30.07	13	391	2003

MOST POINTS, BOTH TEAMS

113	New Mexico State 110, New Mexico 3	Las Cruces	11/24/1917
111	Fresno State 94, New Mexico 17	Fresno, Calif.	10/5/1991
109	Boise State 60, New Mexico 49	Albuquerque	11/8/2014
108	New Mexico 108, Northern Arizona 0	Albuquerque	11/11/1916
108	Colorado State 66, New Mexico 42	Albuquerque	11/16/2013
107	Utah 58, New Mexico 49	Salt Lake City, Utah	11/9/1985
99	Air Force 73, New Mexico 26	Albuquerque	11/14/1987
98	UNLV 56, New Mexico 42	Albuquerque	9/28/2013
96	BYU 49, New Mexico 47	Provo, Utah	9/24/1994
96	New Mexico 57, Utah 39	Albuquerque	11/6/1971
94	New Mexico 56, Air Force 38	Albuquerque	9/30/2017
91	New Mexico 56, Wyoming 35	Albuquerque	11/26/2016
91	Nevada-Las Vegas 49, New Mexico 42	Las Vegas, Nev.	9/12/1981
91	Arizona State 63, New Mexico 28	Tempe, Ariz.	11/2/1968

LARGEST MARGIN OF VICTORY

Mgn.	Score	Opponent	Site	Year
108	108-0	Northern Arizona	Albuquerque	11/11/1916
78	78-0	Eastern New Mexico	Albuquerque	9/22/1945
78	78-0	Northern Arizona	Albuquerque	9/23/1950
75	82-7	New Mexico Highlands	Albuquerque	9/29/1923
71	77-6	University of Mexico	Albuquerque	9/17/1960
69	75-6	Montezuma College	Albuquerque	10/15/1923
69	76-7	New Mexico Highlands	Albuquerque	9/29/1934
67	67-0	UTEP	Albuquerque	11/6/1920
66	66-0	Mississippi Valley State	Albuquerque	9/5/2015
64	72-8	Texas State	Albuquerque	8/30/2003
63	70-7	San Diego State	Albuquerque	10/18/2008

LARGEST MARGIN OF DEFEAT

Mgn.	Score	Opponent	Site	Year
107	110-3	New Mexico State	Las Cruces	11/24/1917
83	89-6	Second Army-Air Force	El Paso, Texas	10/14/1944
80	80-0	N.M. Military Institute	Roswell, N.M.	11/4/1910
77	94-17	Fresno State	Fresno, Calif.	10/5/1991
72	72-0	Oregon	Eugene, Ore.	9/4/2010
69	69-0	TCU	Ft. Worth, Texas	10/22/2011
65	65-0	BYU	Provo, Utah	10/29/1988
65	72-7	UNLV	Albuquerque	11/1/1980
63	63-0	Texas A&M	College Station, Texas	10/16/1926
63	75-12	UTEP	Albuquerque	10/27/1967
61	68-7	Kansas	Lawrence	10/5/1968

MOST POINTS IN A ROAD GAME

Pts.	Opponent	Score	Year
57	UTEP	57-13	11/8/1919
56	New Mexico Highlands	56-0	11/19/1911
56	UTEP	56-7	10/21/1972
56	New Mexico State	56-31	10/22/1994
55	Montana	55-14	10/24/1959

MOST POINTS IN A GAME

Pts.	Opponent	Site	Year
108	Northern Arizona	Albuquerque	11/11/1916
82	New Mexico Highlands	Albuquerque	9/29/1923
78	Eastern New Mexico	Albuquerque	9/22/1945
78	Northern Arizona	Albuquerque	9/23/1950
77	U. of Mexico	Albuquerque	9/17/1960
76	New Mexico Highlands	Albuquerque	9/29/1934
75	Montezuma College	Albuquerque	10/15/1923
72	Texas State	Albuquerque	8/30/2003
70	San Diego State	Albuquerque	10/18/2008

LARGEST COMEBACKS (Since 1946)

Deficit	Opponent	Score	Qtr-Time	Final Score	Site (Date)
21	Utah	24-3	2nd-3:27	34-31	Albuquerque / Oct. 19, 2006
21	Texas-El Paso	21-0	2nd-14:29	37-21	El Paso / Nov. 23, 1974
18	Wyoming	21-3	2nd-:25	32-21	Laramie / Oct. 19, 1974
18	Utah	21-3	2nd-8:16	23-21	Albuquerque / Nov. 5, 1994
18	Utah	21-3	1st-2:22	34-28	Salt Lake City / Sept. 26, 1970
17	Wichita State	17-0	2nd-12:24	22-17	Albuquerque / Oct. 15, 1977
15	Utah State	21-6	3rd-12:35	24-21	Logan / Nov. 12, 2016
15	New Mexico State	29-14	3rd-11:40	38-29	Albuquerque / Oct. 3, 2015
15	Texas-El Paso	21-6	4th-13:29	25-21	Albuquerque / Nov. 19, 1994
15	Wyoming	15-0	3rd-:35	19-15	Laramie / Oct. 7, 1978
15	Colorado	15-0	2nd	17-15	Albuquerque / Nov. 12, 1949
14	Air Force	21-7	2nd	28-27	Denver / Nov. 21, 1959
14	Air Force	21-7	2nd-14:02	33-28	Albuquerque / Nov. 27, 1999
14	UNLV	28-14	2nd-10:48	39-36 (OT)	Las Vegas / Oct. 14, 2006
14	Utah	28-14	2nd-6:46	42-35 (2OT)	Albuquerque / Oct. 26, 2002
14	New Mexico State	14-0	1st-11:19	35-24	Las Cruces / Sept. 27, 2008

MOST POINTS IN A QUARTER (since 1946)

Pts.	Qtr.	Opponent	Site	Year
38	2nd	Southern	Albuquerque	9/1/2012
33	1st	Northern Arizona	Albuquerque	9/23/1950
33	1st	New Mexico State	Albuquerque	10/9/1948
28	1st	Boise State	Albuquerque	11/8/2014
28	2nd	San Diego State	Albuquerque	10/18/2008
28	3rd	Utah	Salt Lake City, Utah	10/25/2003
28	1st	Utah	Albuquerque	11/26/1977
28	4th	UTEP	Albuquerque	11/23/1973
28	2nd	New Mexico State	Albuquerque	9/16/1972
28	2nd	Utah	Salt Lake City, Utah	9/26/1970
28	2nd	Arizona State	Tempe, Ariz.	11/19/1966
28	1st	New Mexico State	Albuquerque	9/15/1962
28	1st	ULM	Albuquerque	10/22/2016

MOST POINTS IN A HALF (since 1946)

Pts.	Half	Opponent	Site	Year
49	1st	San Diego State	Albuquerque	10/18/2008
46	1st	Northern Arizona	Albuquerque	9/23/1950
45	1st	Southern	Albuquerque	9/1/2012
42	2nd	Air Force	Albuquerque	9/30/2017
42	2nd	U. of Mexico	Albuquerque	9/17/1960
42	2nd	UTEP	Albuquerque	10/20/1973
41	1st	New Mexico State	Albuquerque	9/16/1972
41	1st	Texas State	Albuquerque	8/30/2003
40	2nd	New Mexico State	Albuquerque	9/8/1984
38	1st	Mississippi Valley State	Albuquerque	9/5/2015
38	1st	New Mexico State	Albuquerque	9/6/1997

Individual Returns:

PUNT RETURNS

Game	11	Tracy Mount vs. San Diego St.	11/22/1980
Season	46	Holmon Wiggins	2000
Career	82	Chad Smith	1995-98

YARDS

Game	142	Chad Smith vs. UTEP	11/23/1996
Season	392	Holmon Wiggins	2000
	352	Dwight Counter	2002
	324	Randy Rich	1975
Career	666	Chad Smith	1995-98

AVERAGE PER RETURN

Season	19.7	Ian Clark	2008
Career	15.4	Ian Clark	2006-09

TOUCHDOWNS

Season	2	Bobby Lee	1953
Career	2	Bobby Lee	1952-54

PUNT RETURNS (Year-by-Year)

Year	Player	No.	Yds	Avg
1946	Don Rumley	12	162	13.5
1947	Rudy Camunez	8	131	16.4
1948	Jerry McKown	9	149	16.6
1949	Chuck Hill	10	138	13.8
1950	Chuck Hill	13	114	8.8
1951	Chuck Hill	11	185	16.8
1952	Pete Nolasco	29	228	7.8
1953	Bobby Lee	13	252	19.4
1954	Joe Murphy	7	117	16.7
1955	Jerry Apodaca	7	69	9.9
1956	Lynn White	10	127	12.7
1957	Bob Crandall	4	76	19.0
1958	Tony Gray	6	108	18.0
1959	Don Perkins	9	77	8.6
1960	Bobby Santiago	9	57	6.3
1961	Herb Bradford	6	38	6.3
1962	Jim Ottman	11	76	6.9
1963	Stan Quintana	7	73	10.4
1964	Orvey Hampton	11	146	13.2
1965	Larry Sampson	23	214	9.3
1966	Ace Hendricks	15	99	6.6
1967	Joe Casas	26	310	11.9
1968	Ace Hendricks	13	107	8.2
1969	Rocky Long	14	168	12.0
1970	Don Dungan	11	129	11.7
1971	Don Dungan	14	39	2.8
1972	Mike Shaw	24	215	8.9
1973	Ken Lege	15	146	9.7
1974	Ken Lege	9	58	6.4
1975	Randy Rich	25	324	13.0
1976	Max Hudspeth	31	114	3.7
1977	Max Hudspeth	22	291	13.2
1978	Max Hudspeth	28	236	8.4
1979	Sharay Fields	37	306	8.3
1980	Sharay Fields	27	164	9.8
1981	Julius Johnson	23	107	4.7
1982	Sammy Parrish	19	101	5.3

1983	Nick Johnson	16	76	4.8
1984	Nick Johnson	22	128	6.1
1985	Terance Mathis	7	46	6.5
1986	Terance Mathis	8	53	6.6
1987	Randy Johnson	12	96	8.0
1988	Myron Ashley	13	77	5.9
1989	Curtis Crews	15	106	7.1
1990	Curtis Crews	33	195	5.9
1991	Will Martin	13	62	4.8
1992	Marcus Goodloe	12	146	12.2
1993	Abe Ghoston	12	73	6.1
1994	Winslow Oliver	8	55	6.9
1995	Winslow Oliver	16	101	6.3
1996	Chad Smith	14	200	14.3
1997	Chad Smith	42	288	6.9
1998	Chad Smith	23	152	6.6
1999	Brian Urlacher	10	158	15.8
2000	Holmon Wiggins	46	392	8.5
2001	Holmon Wiggins	31	271	8.7
2002	Dwight Counter	31	352	11.4
2003	Dwight Counter	36	267	7.4
2004	Daniel Ramirez	7	64	9.1
2005	Gabriel Fulbright	22	169	7.7
2006	Thomas Wilson	20	158	7.9
2007	Ian Clark	7	101	14.4
2008	Ian Clark	12	236	19.7
2009	Frankie Solomon	12	40	3.3
2010	Nick Wilhelm	5	24	4.8
2011	Deon Long	3	9	3.0
2012	Tim Foley	9	58	6.4
2013	Dameon Gamblin	7	34	4.9
2014	Chris Davis	7	35	5.0
	Dameon Gamblin	5	25	5.0
2015	Carlos Wiggins	10	58	5.8
2016	Chris Davis	22	150	6.8
2017	Romell Jordan	7	27	3.9

PUNT RETURNS (Longest)

86	Tony Gray vs. Montana	1958
79	Bobby Lee vs. New Mexico State	1953
78	Curtis Crews vs. Hawai'i (no TD)	1990
77	Holmon Wiggins vs. N.M. St. (no TD)	2000
75	Malcolm Long vs. New Mexico Mines	1927
75	Bill Dwyer vs. Colorado College	1938
74	Dwight Counter vs. Baylor (no TD)	2002
74	Chad Smith vs. UTEP	1996
72	Chuck Hill vs. Colorado State	1951
72	Randy Johnson vs. BYU	1987

KICKOFF RETURNS

Game	8	Jeff Apodaca vs. San Diego St.	11/23/1985
	8	Marcus Smith vs. TCU	11/3/2007
Season	47	Carlos Wiggins	2013
Career	91	Terance Mathis	1985-87, '89

YARDS - KICKOFFS

Game	252	Carlos Wiggins vs. Fresno State	11/23/2013
Season	1,303	Carlos Wiggins	2013
Career	2,481	Carlos Wiggins	2012-15

AVERAGE PER RETURN - KICKOFFS

Season	34.7	Don Perkins	1959
Career	30.7	Don Perkins	1957-59

TOUCHDOWNS - KICKOFFS

Season	3	Terance Mathis	1989
		Carlos Wiggins	2013
Career	5	Carlos Wiggins	2012-15
	3	Terance Mathis	1985-87, '89
		Chuck Hill	1949-51

KICKOFF RETURNS (Year-by-Year)

Year	Player	No.	Yds	Avg
1946	Rudy Krall	7	181	25.9
1947	Rudy Camunez	11	181	16.4
1948	Jerry Gatewood	9	225	25.0
1949	Chuck Hill	10	183	18.3
1950	Chuck Hill	27	729	27.0*
1951	Chuck Hill	17	504	29.6*
1952	Bobby Lee	7	135	19.3
1953	Bobby Lee	6	185	30.8
1954	Joe Murphy	8	157	19.6
1955	Jerry Apodaca	13	248	19.0
1956	Lynn White	14	368	26.3
1957	Tony Gray	7	194	27.7
1958	Don Perkins	7	177	25.3
1959	Don Perkins	15	520	34.7*
1960	Bobby Santiago	12	310	25.8
1961	Bobby Morgan	9	240	26.7
1962	Howard Hancock	13	281	21.6
1963	Claude Ward	10	180	18.0

1964	Albert O'Neal	9	196	20.7
1965	Bernie Rivers	15	346	23.1
1966	Ken Wagner	21	384	18.3
1967	Joe Casas	23	602	26.2*
1968	Sam Scarber	17	358	15.2
1969	Rocky Long	13	289	22.2
1970	Fred Henry	11	188	17.0
1971	Larry Korpitz	14	330	23.6
1972	Fred Henry	12	316	26.3
1973	Ben Turner	20	447	22.4
1974	Chet Goodson	20	385	19.3
1975	Preston Dennard	13	204	15.7
1976	Kevin Thompson	16	317	19.8
1977	Jimmy Sayers	14	264	18.9
1978	William Owens	11	264	24.0
1979	Sharay Fields	13	273	21.0
1980	Denny Allen	17	365	21.5
1981	Jerry Apodaca	18	217	15.1
1982	Denny Allen	11	198	18.0
1983	Rodney Coles	8	170	21.2
1984	Jeff Apodaca	9	158	17.6
1985	Terance Mathis	26	422	16.2
1986	Brett Heber	13	245	18.8
1987	Terance Mathis	29	677	23.4
1988	Myron Ashley	31	708	22.8
1989	Terance Mathis	31	785	25.3
1990	Manley Woods	25	550	22.0
1991	Manley Woods	31	614	19.8
1992	Greg Oliver	10	296	29.6
1993	Zack Wesley	11	258	23.5
1994	Winslow Oliver	14	298	21.3
1995	Winslow Oliver	21	666	31.7
1996	Larry Brown	13	348	26.8
1997	Jamie Oliver	15	372	24.8
1998	Dion Marion	20	470	23.6
1999	Reginal Johnson	11	201	18.3
2000	Larry Davis	13	335	25.8
2001	Holmon Wiggins	5	151	30.2
2002	Brandon Ratcliff	12	266	22.2
2003	Brandon Ratcliff	15	314	20.9
2004	Kevin Walton	10	237	23.7
2005	Gabriel Fulbright	17	333	19.6
2006	DeAndre Wright	14	362	25.9
2007	Marcus Smith	28	653	23.3
2008	Frankie Solomon	22	479	21.8
2009	Frankie Solomon	19	429	22.6
2010	Myles Daughtry	14	344	24.6
2011	Deon Long	18	425	23.6
2012	Chase Clayton	20	608	30.4
2013	Carlos Wiggins	44	*1303	29.6
2014	Carlos Wiggins	13	381	29.3
2015	Carlos Wiggins	24	663	27.6
2016	Elijah Lilly	19	521	27.4
2017	Elijah Lilly	31	731	23.6

* NCAA leader

KICKOFF RETURNS (Longest)

Yds.	Player	Year
100	Elijah Lilly at Texas A&M	11/11/2017
100	Carlos Wiggins vs. Hawai'i	10/17/2015
100	Ridge Jones vs. Boise State	11/8/2014
100	Carlos Wiggins vs. New Mexico State	10/5/2013
100	Carlos Wiggins vs. Colorado State	11/16/2013
100	Myles Daughtry vs. UTEP	10/2/2010
100	Jon Sutton at New Mexico State	11/22/1975
100	Fred Henry vs. New Mexico State	9/16/1972
98	Chase Clayton at Texas Tech	9/15/2012
98	Chase Clayton vs. Southern	9/1/2012
98	Deon Long vs. Sam Houston State	9/24/2011
98	Winslow Oliver at UTEP	11/18/1995
97	Carlos Wiggins vs. Wyoming	11/29/2014
97	Bobby Santiago at Wyoming	9/22/1962
96	Terance Mathis at San Diego State	11/4/1989
96	Terance Mathis vs. New Mexico State	9/9/1989
96	Joe Casas vs. Idaho State	9/16/1967
95	Terance Mathis at Tulsa	9/23/1989
95	David Bookert vs. San Jose State	10/19/1968

Team Returns:

PUNT RETURNS

	No.	Year
Game	11 vs. San Diego State	11/22/1980
Season	51 by 2000 team	

YARDS

	Yds.	Year
Game	132 vs. New Mexico State	11/22/1975
Season	481 by 2000 team	

AVERAGE PER RETURN

Season	Yds.	by 2008 team
15.4		

KICKOFF RETURNS

Game	No.	Year
12	at Oregon	9/4/2010
Season	by 2010 team	
70		

YARDS

Game	Yds.	Year
269	at Fresno State	11/23/2013
Season	by 2010 team	
1,648		

AVERAGE PER RETURN

Season	Yds.	by 1995 team
27.1*		

*NCAA leader

Season All-Purpose:

SEASON YARDS

	Rush	Rec.	Punt	KO	Total	Year
1. Terance Mathis	38	1,315	0	785	2,138	1989
2. Winslow Oliver	915	228	101	666	1,910	1995
3. Terance Mathis	36	1,132	16	677	1,861	1987
4. Mracus Smith	31	1,125	0	653	1,809	2007
5. Carlos Wiggins	237	163	0	1,303	1,703	2013
6. DonTrell Moore	1,298	371	0	0	1,669	2005
7. DonTrell Moore	1,450	149	0	27	1,626	2003
8. Chuck Hill	346	321	114	729	*1,564	1950
9. Kasey Carrier	1,469	75	0	0	1,544	2012
10. Rodney Ferguson	1,234	291	0	0	1,525	2006

* 54 yards on interceptions

CAREER YARDS

	Rush	Rec.	Punt	KO	Total	Years
1. Terance Mathis	329	4,254	115	1,993	6,691	1985-87, '89
2. DonTrell Moore	4,973	857	35	82	5,947	2002-05
3. Winslow Oliver	3,332	743	156	1,144	5,375	1992-95
4. Mike Williams	3,862	489	0	0	4,351	1975-78
5. Rodney Ferguson	3,564	667	0	0	4,231	2004-08
6. Kasey Carrier	3,233	331	0	422	3,986	2009-13
7. Fred Henry	2,935	193	0	647	3,775	1970-72
8. Marcus Smith	323	2,073	0	1,353	3,749	2004-07
9. Teriyon Gipson	3146	387	0	167	3,700	2013-16
10. Carlos Wiggins	496	560	58	2,248	3,595	2012-15

SINGLE GAME

Yds.	Player	Rush	Rec.	PR	KR	Int.	Year
1. 378	Deon Long vs. Sam Houston State	2	209	2	165	0	9/24/2011
2. 358	Terance Mathis vs. San Diego State	12	147	0	199	0	11/17/1989
3. 343	Kasey Carrier vs. Air Force	338	5	0	0	0	10/20/2012
4. 332	Chuck Hill vs. West Texas State	26	91	0	215	0	10/14/1950
5. 300	Chuck Hill vs. Northern Arizona	162	34	33	17	54	9/23/1950
6. 289	Quincy Wright vs. Weber State	265	24	0	0	0	8/31/2002
7. 279	Terance Mathis vs. Utah	0	191	7	81	0	9/5/1987
8. 276	Mike Williams vs. UTEP	236	40	0	0	0	11/5/1977
9. 263	Winslow Oliver vs. TCU	165	67	0	31	0	9/11/1993
263	Marcus Smith vs. UNLV	0	130	0	133	0	11/24/2007
263	Carlos Wiggins vs. UNLV	119	57	0	87	0	9/28/2013

YEAR-BY-YEAR LEADERS

Year	Player	Rush	Rec.	Punt	KO	Int.	Total
1946	Lou Cullen	287	230	30	161	80	788
1947	Rudy Camunez	344	162	181	131	0	818
1948	Rudy Krall	756	0	0	27	6	789
1949	Chuck Hill	167	0	138	183	23	511
1950	Chuck Hill	346	321	114	729	54	1,564
1951	Chuck Hill	394	189	185	504	0	1,272
1952	Bobby Arnett	360	0	0	114	0	474
1953	Bobby Lee	624	26	252	185	10	1,097
1954	Joe Murphy	191	98	157	117	9	572
1955	Jerry Apodaca	224	15	69	248	59	615
1956	Phil Spear	625	20	2	71	0	718
1957	Don Perkins	744	162	16	70	0	992
1958	Don Perkins	621	161	56	177	0	1,015
1959	Don Perkins	636	226	77	520	0	1,459
1960	Bobby Santiago	596	187	85	310	25	1,203
1961	Bob Morgan	489	35	65	240	0	829
1962	Bobby Santiago	806	44	101	192	0	1,143
1963	Bucky Stallings	553	98	26	19	0	696
1964	Stan Quintana	455	0	65	0	172	692
1965	Carl Jackson	665	53	0	0	0	718
1966	Ron Romans	265	12	0	132	0	409
1967	Ace Hendricks	5	1,094	0	0	0	1,099
1968	David Bookert	872	3	0	270	0	1,145
1969	Rocky Long	450	0	168	289	0	907
1970	Sam Scarber	961	27	0	194	0	1,182
1971	Fred Henry	1,129	39	0	143	0	1,311

1972	Fred Henry	977	81	0	316	0	1,374
1973	Ben Turner	482	44	0	447	0	973
1974	Chester Goodson	247	31	0	385	0	663
1975	Preston Dennard	9	962	0	204	0	1,175
1976	Mike Williams	1,240	161	0	0	0	1,401
1977	Mike Williams	1,096	150	0	0	0	1,246
1978	Mike Williams	1,015	112	0	0	0	1,127
1979	Jimmy Sayers	696	145	0	205	0	1,046
1980	Ricky Martin	10	850	0	0	0	860
1981	Mike Carter	595	245	0	0	0	840
1982	Mike Carter	722	17	0	0	0	739
1983	Michael Johnson	739	27	0	0	0	766
1984	Willie Tural	1,064	141	0	0	0	1,205
1985	Terance Mathis	150	852	46	422	0	1,470
1986	Terance Mathis	105	955	33	109	0	1,222
1987	Terance Mathis	36	1,132	16	677	0	1,861
1988	Andre Wooten	801	91	0	0	0	892
1989	Terance Mathis	38	1,315	0	785	0	2,138
1990	Eric Morgan	34	1,043	0	0	0	1,077
1991	Manley Woods	0	782	0	614	0	1,396
1992	Winslow Oliver	1,063	187	0	0	0	1,250
1993	Winslow Oliver	648	130	0	180	0	958
1994	Winslow Oliver	706	198	55	298	0	1,257
1995	Winslow Oliver	915	228	101	666	0	1,910
1996	Lennox Gordon	1,008	155	0	0	0	1,163
1997	Pascal Volz	0	1,229	0	0	0	1,229
1998	Martinez Williams	0	760	18	178	0	956
1999	Holmon Wiggins	601	37	0	9	0	647
2000	Holmon Wiggins	727	53	392	0	0	1,172
2001	Holmon Wiggins	475	167	271	151	0	1,064
2002	DonTrell Moore	1,134	139	0	55	0	1,328
2003	DonTrell Moore	1,450	149	0	27	0	1,626
2004	DonTrell Moore	1,091	198	35	0	0	1,324
2005	DonTrell Moore	1,298	371	0	0	0	1,669
2006	Rodney Ferguson	1,234	291	0	0	0	1,525
2007	Marcus Smith	31	1,125	0	653	0	1,809
2008	Rodney Ferguson	1,105	101	0	0	0	1,206
2009	Demond Dennis	427	133	0	99	0	659
2010	Emmanuel McPhearson	0	0	0	852	0	852
2011	Deon Long	11	809	9	425	0	1,254
2012	Kasey Carrier	1,469	75	0	0	0	1,544
2013	Carlos Wiggins	237	163	0	1303	0	1,703
2014	Jhurrell Pressley	1,083	46	0	0	0	1,129
2015	Teriyon Gipson	848	185	0	0	0	1,033
2016	Teriyon Gipson	1,269	80	0	127	0	1,476
2017	Tyrone Owens	770	20	0	0	0	790

Yards From Scrimmage:

GAME

Yds.	Player	Rush	Rec.	Year
1. 343	Kasey Carrier vs. Air Force	338	5	10/20/2012
2. 291	Kasey Carrier vs. UTEP	291	0	9/7/2013
3. 289	Quincy Wright vs. Weber State	265	24	8/31/2002
4. 276	Mike Williams vs. UTEP	236	40	11/5/1977
5. 257	Emilio Vallez vs. UTEP	0	257	10/27/1967
6. 256	D.D. Cox vs. Texas Tech	187	69	9/6/2003
7. 244	Terance Mathis at Utah	-8	252	11/11/1989
8. 242	DonTrell Moore vs. Colorado State	242	0	11/7/2003
9. 232	Reginal Johnson vs. Tulsa	232	0	11/2/1996
232	Winslow Oliver vs. TCU	165	67	9/11/1993

SEASON

Yds.	Player	Rush	Rec.	Year
1. 1,669	DonTrell Moore	1,298	371	2005
2. 1,599	DonTrell More	1,450	149	2003
3. 1,544	Kasey Carrier	1,469	75	2012
4. 1,525	Rodney Ferguson	1,234	291	2006
5. 1,441	Rodney Ferguson	1,177	264	2007
6. 1,401	Mike Williams	1,240	161	1976
7. 1,353	Terance Mathis	38	1,315	1989
8. 1,349	Teriyon Gipson	1,269	80	2016
9. 1,289	DonTrell More	1,091	198	2004
10. 1,273	DonTrell Moore	1,134	139	2002

CAREER

Yds.	Player	Rush	Rec.	Year
1. 5,830	DonTrell Moore	4,973	857	2002-05
2. 4,583	Terance Mathis	329	4,254	1985-87, '89
3. 4,351	Mike Williams	3,862	489	1975-78
4. 4,231	Rodney Ferguson	3,564	667	2004-08
5. 4,075	Winslow Oliver	3,332	743	1992-95
6. 3,564	Kasey Carrier	3,233	331	2009-13
7. 3,533	Teriyon Gipson	3,146	387	2013-16
8. 3,128	Fred Henry	2,935	193	1970-72
9. 2,972	Carl Winston	0	2,972	1990-93
10. 2,927	Jhurrell Pressley	2,725	202	2012-15

Individual Punting:

PUNTS

Game	17	A. L. Terpening vs. Montana	11/22/1952
Season	93	Bobby Ferguson	1981
Career	276	Tyler Gaus	2002-05
Long	81	Bob Crandall vs. Colorado St.	11/15/1958
	80	Corey Boroquez at Colorado St.	11/19/2016
	79	Jim Haynes vs. BYU	10/3/1975
	79	A. L. Terpening vs. Wyoming	10/18/1952
	78	Corey Bojorquez vs. Colorado St.	10/20/2017
	78	Cort Moffitt vs. Texas Tech	8/26/2000
	77	Corey Bojorquez vs. New Mexico St.	9/9/2017
	75	Corey Bojorquez at Wyoming	10/27/2017

AVERAGE

Game	54.2	Ron Keller vs. Colorado State	10/29/1983
		(6 for 325 yards)	
Season	47.3	Corey Bojorquez	2017
		(67 for 3,170 yards)	
Career	45.1	Corey Bojorquez	2016-17
		(116 for 5,237 yards)	

YEAR-BY-YEAR LEADERS

Year	Player	No.	Yards	Avg.
1946	Lou Cullen	22	956	43.4
1947	Bryan Brock	46	1,520	33.0
1948	Jerry McKown	31	868	28.0
1949	Jerry McKown	64	2,424	37.8
1950	Manny Orosco	51	1,814	35.6
1951	Bobby Arnett	55	2,184	39.7
1952	A. L. Terpening	54	2,036	37.7
1953	A. L. Terpening	31	1,230	39.7
1954	A. L. Terpening	41	1,869	45.6*
1955	Jerry Lott	31	1,161	37.5
1956	Jerry Lott	33	1,347	40.8
1957	Buster Quist	24	877	36.5
1958	Bob Crandall	23	867	37.7
1959	Bob Crandall	45	1,709	37.9
1960	Mike Bright	34	1,188	34.9
1961	Dick Fitzsimmons	39	1,569	40.2
1962	Dick Fitzsimmons	41	1,679	40.9
1963	Morey Carpenter	42	1,541	36.7
1964	Dave Shetler	41	1,429	34.8
1965	Dave Shetler	63	2,089	39.4
1966	Dennis Good	69	2,675	38.8
1967	Jack Holler	73	2,552	35.0
1968	John Lennon	78	3,025	38.8
1969	Jay Morrison	66	2,648	40.1
1970	Jay Morrison	57	2,119	37.2
1971	Bruce Boone	57	1,886	33.9
1972	Chris Fields	66	2,587	39.2
1973	Steve Bauer	61	2,699	44.2
1974	Steve Bauer	70	2,857	40.8
1975	Jim Haynes	53	2,048	38.6
1976	Scott Grady	65	2,220	34.2
1977	Max Hudspeth	69	2,676	38.8
1978	Max Hudspeth	59	2,316	39.3
1979	Bill Turner	83	3,315	39.9
1980	David Hood	46	1,889	41.1
1981	Bob Ferguson	93	3,619	38.9
1982	Bob Ferguson	67	2,834	42.3
1983	Ron Keller	69	2,937	42.6
1984	Ron Keller	68	2,839	41.8
1985	Ron Keller	56	2,361	42.2
1986	Ron Keller	60	2,600	43.3
1987	Steve Albrecht	77	3,217	41.8
1988	Rick Walsh	82	3,329	40.6
1989	Steve Albrecht	65	2,605	40.1
1990	Troy Rossean	79	3,314	42.0
1991	Troy Rossean	66	2,653	40.2
1992	Mike Nesbitt	50	2,031	40.6
1993	Mike Nesbitt	53	2,387	45.0
1994	Coby Mansell	45	1,818	40.4
1995	Coby Mansell	26	1,039	40.0
1996	Jason Bloom	46	2,001	43.5
1997	Jason Bloom	48	2,095	43.7
1998	Jason Bloom	75	3,134	41.8
1999	Cort Moffitt	60	2,220	37.0
2000	Cort Moffitt	86	3,411	39.7
2001	Vladimir Borombozin	72	2,819	39.2
2002	Tyler Gaus	79	3,202	40.5
2003	Tyler Gaus	71	2,798	39.4
2004	Tyler Gaus	74	2,979	40.3
2005	Tyler Gaus	52	2,117	40.7
2006	Jordan Scott	70	2,815	40.2
2007	Jordan Scott	74	3,001	40.6
2008	Adam Miller	58	2,310	39.8
2009	Adam Miller	64	2,819	44.0
2010	Ben Skaer	85	3,442	40.5

2011	Ben Skaer	73	2,896	39.7
2012	Ben Skaer	54	2,368	43.9
2013	Ben Skaer	47	2,152	45.9
2014	Zack Rogers	56	2,384	42.6
2015	Zack Rogers	68	2,839	41.8
2016	Corey Bojorquez	49	2,067	42.2
2017	Corey Bojorquez	67	3,170	47.3

SEASON PUNTING AVERAGE

	Year	No.	Yards	Avg.	
1.	Corey Bojorquez	2017	67	3,170	47.3
2.	Ben Skaer	2013	47	2,152	45.9
3.	A.L. Terpening	1954	41	1,869	45.6*
4.	Mike Nesbitt	1993	53	2,387	45.0
5.	Steve Bauer	1973	61	2,699	44.2
6.	Adam Miller	2009	64	2,819	44.0

CAREER PUNTING AVERAGE (100 punts)

		Years	No.	Yards	Avg.
1.	Corey Bojorquez	2016-17	116	5,237	45.15
2.	Mike Nesbitt	1992-93	103	4,418	42.89
3.	Jason Bloom	1995-98	181	7,743	42.78
4.	Ron Keller	1983-86	252	10,737	42.60
5.	Steve Bauer	1973-74	131	5,556	42.41
6.	Zack Rogers	2012-15	124	5,223	42.12

Team Punting:

PUNTS

Game	No.	Year
17	vs. Montana	11/22/1952
Season	94	by 1981 team

GROSS AVERAGE

	Avg.		Year
Game	57.7	vs. Colorado State	10/20/2017
		(3-173 yards)	
(5 or more)	54.2	vs. Colorado State	10/29/1993
		(6-325 yards)	
Season	47.3	by 2017 team	
		(67-3,170)	

NET AVERAGE

Game	Avg.	Year
64.6	vs. Colorado State	10/20/2017
	(3-194 yards)	
Season	42.0	by 2017 team
	(67-2,813 yards)	

Individual Interceptions:

INTERCEPTIONS

Game	4	Sharay Fields vs. New Mexico St.	9/29/1979
	3	Gabriel Fulbright vs. San Diego St.	10/18/2003
	3	Jay Morrison vs. San Jose State	11/1/1969
	3	Eddie Stokes vs. Montana	10/26/1963
	3	Chuck Roberts vs. Montana	10/24/1959
Season	10	Sharay Fields	1979
Career	15	Jay Morrison	1969-70
	15	Randy Rich	1972-75

YARDS

Game	102	Mark Koskovich vs. New Mexico State	1978
Season	172	Stan Quintana	1964
Career	232	Stan Quintana	1963-65

INTERCEPTIONS (Season)

1.	10	Sharay Fields	1979
2.	9	Jay Morrison	1969
3.	7	Max Hudspeth	1976
	7	Doug Smith	1978
5.	6	Chuck Roberts	1959
	6	Jay Morrison	1970
	6	Ron Wallace	1973
	6	Randy Rich	1975
	6	Ramos McDonald	1996
	6	Stephen Persley	2001
	6	Brandon Payne	2004

INTERCEPTIONS (Career)

1.	15	Jay Morrison	1969-70
	15	Randy Rich	1972-75
3.	14	Sharay Fields	1978-80
	14	Gabriel Fulbright	2002-05
5.	12	Chuck Roberts	1957-59
	12	Ron Wallace	1973-75
	12	Max Hudspeth	1974-77
8.	11	Larry White	1951-54
	11	Ray Hornfeck	1981-84

11	Ramos McDonald	1996-97
----	----------------	---------

INTERCEPTIONS (year-by-year)

1946	Bryan Brock/Fred Doar/Rudy Krall	3
1947	Bryan Brock/Virgil Boteler	3
1948	Five with	2
1949	Six with	1
1950	Bucky Brandenburg	4
1951	William Kaiser	5
1952	Larry White	5
1953	Larry White	2
1954	Joe Lynch	3
1955	Apodaca/Hughes/Pribble	2
1956	Dick Pribble	3
1957	Chuck Roberts	2
1958	Chuck Roberts	4
1959	Chuck Roberts	6
1960	Jim Cromartie	4
1961	Jay McNitt	4
1962	Cromartie/Hampton/Jensen/Ottmann	2
1963	Chuck Kelly/Eddie Stokes	3
1964	Stan Quintana	4
1965	Stan Quintana/Charles Harrison	2
1966	John Pautsch	4
1967	Rick Matthes	3
1968	Ace Hendricks/Dennis Bryant	2
1969	Jay Morrison	9
1970	Jay Morrison	6
1971	Fred Ratzlaff	4
1972	Randy Rich	2
1973	Ron Wallace	6
1974	Randy Rich	4
1975	Randy Rich	6
1976	Max Hudspeth	7
1977	Max Hudspeth	4
1978	Doug Smith	7
1979	Sharay Fields	10
1980	Sharay Fields/Tracy Mount	2
1981	Bell/J. Johnson/Sedillo/Simpson	3
1982	Ray Hornfeck	4
1983	Steve Sauter	4
1984	Ray Hornfeck/Nick Johnson	2
1985	Apodaca/Henson/Reina/Stevenson/Umdenstock	2
1986	Thomas Crum	4
1987	Troy Clewis	3
1988	Darius Harris	4
1989	Donald Livingston	5
1990	Mike Good	4
1991	Eric Jack	4
1992	Becton/Butler/Martin/Mateialona/McKinley/Wilson	1
1993	Eric Jack	3
1994	Art Celestine	3
1995	Celestine/Johnson/McGarrahan	1
1996	Ramos McDonald	6
1997	Ramos McDonald	5
1998	Walter Bernard/Chad Smith	2
1999	Rantie Harper	3
2000	Walter Bernard	6
2001	Stephen Persley	3
2002	Charles Moss/Brandon Ratcliff	3
2003	Gabriel Fulbright/Brandon Ratcliff	4
2004	Brandon Payne	6
2005	Gabriel Fulbright	5
2006	DeAndre Wright	4
2007	DeAndre Wright	3
2008	Glover Quin	5
2009	Nathan Enriquez	2
2010	Bubba Forrest	2
2011	Dante Caro/Zach Dancel/Carmen Messina	1
2012	Destry Berry/Dallas Bollema	1
2013	Tevin Newman/Dante Caro/Dallas Bollema/SaQwan Edwards	3
2014	Cranston Jones	3
2015	Cranston Jones	4
2016	Austin Ocasio/Ryan Santos	2
2017	Jacob Girdle	2

INTERCEPTION RETURNS (Longest)

	Yds.	Player	Year
1.	100	Bob Johnson vs. Wyoming	10/19/1974
2.	99	Ray Hornfeck vs. Air Force	10/2/1982
	99	Brian Brazier vs. UTEP	11/23/1996
4.	95	M. Nelson vs. Montezuma College	10/6/1928
5.	94	Bill Pegue vs. New Mexico State	10/7/1950
6.	91	Jake Rothschilder vs. Abilene Christian	9/2/2017
7.	90	Gene Brock vs. UTEP	10/23/1948
	90	Stan Quintana vs. Wyoming (no TD)	10/31/1964
9.	88	Quincy Black vs. BYU	10/18/2006
10.	85	Poe Corn vs. New Mexico Mines	10/18/1930

Team Interceptions:

INTERCEPTIONS

Game	No.	Year
5 vs. San Diego State	10/28/2003	
5 vs. San Diego State	10/12/1991	
5 vs. Memphis State	11/22/1986	
5 vs. Montana	10/24/1959	
5 vs. Colorado State	11/15/1952	
5 vs. Wyoming	10/28/1950	
5 vs. Kansas State	11/23/1946	
Season	28	by 1970 team

INTERCEPTION YARDS

Game	Yds.	Year
126 vs. Air Force	10/2/1982	
124 vs. Tulsa	11/22/1997	
Season	381	by 1964 team

INTERCEPTIONS FOR TOUCHDOWNS

Game	TDs	Year
2 vs. Wyoming	10/6/2001	
Season	4	by 1982 and 2006 teams

Individual Tackles:

SEASON TACKLES

No.	Player	Year
1. 178	Brian Urlacher (FS)	1998
2. 176	Dave Thompson (LB)	1976
3. 162	Mike Forrest (LB)	1978
162	Carmen Messina (LB)	2009
5. 157	Houston Ross (LB)	1970
6. 154	Brian Urlacher (FS)	1999
7. 152	Johnny Jackson (LB)	1981
8. 151	Ray Wilson (FS)	1993
9. 150	Houston Ross (LB)	1969
10. 148	Tuli Mateialona (LB)	1993

CAREER TACKLES

No.	Player	Years
1. 483	Johnny Jackson (LB)	1981-84
2. 474	Blake Irwin (LB)	1994-97
3. 454	Carmen Messina (LB)	2008-11
4. 442	Brian Urlacher (LB/FS)	1996-99
5. 406	Robin Cole (DE)	1973-76
6. 403	Dakota Cox (LB)	2013-16
7. 394	Dave Thompson (LB)	1974-76
8. 389	Jimmie Carter (DE)	1980-83
9. 371	Houston Ross (LB)	1969-71
10. 362	Mike Forrest (LB)	1976-79
11. 353	Charlie Baker (DE)	1976-79
12. 342	Daniel Johnson (LB)	1993-96
13. 335	Ray Hornfeck (S)	1981-84
14. 328	Herm Fredenburg (LB)	1969-71
15. 319	Randy Rich (S)	1972-75
16. 317	Nick Speegle (LB)	2001-04
17. 316	Scott McGarrahan (S)	1994-97
316	Billy Austin (S)	1994-97
19. 302	John Bell (DT)	1987-90
20. 301	Robert Rumbaugh (DT)	1974-76

TACKLES (Year-by-Year)

Year	Player	No.
1965	Paul Smith	83
1966	Paul Smith	81
1967	Paul Smith	95
1968	Scotty Oliver	72
1969	Houston Ross	150
1970	Houston Ross	157
1971	Herm Fredenburg	132
1972	Pat Rogers	111
1973	Randy Rich	111
1974	Robin Cole	96
1975	Robin Cole	101
1976	Dave Thompson	176
1977	Charlie Baker	135
1978	Mike Forrest	162
1979	Mike Forrest	113
1980	Bob Shupryt	112
1981	Johnny Jackson	152
1982	Johnny Jackson	127
1983	Johnny Jackson	117
1984	Brent Henson	105
1985	Donny Gassoway	101
1986	Tom Cole	124
1987	Kirk Allen	92
1988	John Bell	90
1989	Nate Morris	109

1990	Nate Morris	112
1991	Kim McCall	115
1992	Calvin Carr	101
1993	Ray Wilson	151
1994	Blake Irwin	131
1995	Daniel Johnson	120
1996	Blake Irwin	118
1997	Blake Irwin	108
1998	Brian Urlacher	178
1999	Brian Urlacher	154
2000	Mike Barnett	83
2001	Gary Davis	100
2002	Charles Moss	105
2003	Daniel Gawronski/Billy Strother	100
2004	Fola Fashola	97
2005	Mike Mohoric	85
2006	Quincy Black	114
2007	Ian Clark	79
2008	Clint McPeck	105
2009	Carmen Messina	162
2010	Carmen Messina	115
2011	Carmen Messina	142
2012	Dallas Bollema	89
2013	Dakota Cox	99
2014	Dakota Cox	116
2015	Dakota Cox	97
2016	Dakota Cox	91
2017	Jake Rothschilder	76

SACKS, GAME

No.	Player	Year
4	John Bell vs. Akron	9/24/1988
4	Michael Tuohy vs. New Mexico State	9/9/2006

SEASON SACKS

No.	Player	Year
1. 17.0	Robin Cole	1975
2. 15.0	Johnny Jackson	1982
3. 14.5	Jesse Becton	1992
4. 14.0	Johnny Jackson	1981
5. 13.0	Bob Shupryt	1980
6. 12.0	Charlie Baker	1978
12.0	Steve Vaipulu	1990
8. 11.0	Ryan Taylor	1997
9. 9.5	Brian Johnson	2000
9.5	Johnathan Rainey	2009

CAREER SACKS

No.	Player	Years
1. 44.0	Johnny Jackson	1981-84
2. 36.0	Robin Cole	1973-76
3. 30.0	Charlie Baker	1977-79
30.0	John Bell	1987-90
5. 20.5	Michael Tuohy	2004-07
6. 20.0	Jimmie Carter	1980-83
7. 19.0	John Wingate	1994-97
8. 17.0	Robert Rumbaugh	1977-79
9. 16.0	Daniel Kegler	2001-03
10. 15.5	Jesse Becton	1991-92

SACKS (Year-By-Year)

Year	Player	No.
1972	Steve Bradshaw	7.0
1973	Don Hubbard	5.0
1974	Robin Cole	9.0
1975	Robin Cole	17.0
1976	Robin Cole	7.0
1977	Charlie Baker	9.0
1978	Charlie Baker	12.0
1979	Charlie Baker	9.0
1980	Bob Shupryt	13.0
1981	Johnny Jackson	14.0
1982	Johnny Jackson	15.0
1983	Johnny Jackson	7.0
1984	Johnny Jackson	8.0
1985	Bob Umdenstock	5.0
1986	Phillip Vaughan	4.0
1987	Torry Edwards	8.0
1988	John Bell	10.0
1989	John Bell	8.0
1990	Steve Vaipulu	12.0
1991	Steve Green	5.0
1992	Jesse Becton	14.5
1993	Buddy Billingsley	7.0
1994	John Wingate	8.0
1995	Corbin Epps	6.0
1996	Corbin Epps	6.0
1997	Chris Carroll	11.0
1998	Ryan Taylor	5.0
1999	Jason Purvis	6.5
2000	Casey Tisdale	9.5
	Brian Johnson	

2001	Gary Davis	8.0
2002	Daniel Kegler	7.0
2003	Daniel Kegler	7.5
2004	Fola Fashola	8.0
2005	Cody Kase	5.5
2006	Tyler Donaldson	5.0
2007	Michael Tuohy	6.0
2008	Herbert Felder	7.5
2009	Johnathan Rainey	9.5
2010	Jaymar Latchison	2.0
2011	Carmen Messina	3.0
2012	Jacori Greer	5.0
2013	Brett Bowers	6.0
2014	Nik D'Avanzo	4.5
2015	Maurice Daniels	5.5
2016	Garrett Hughes	6.5
2017	Emmanuel Joseph	2.5

Team Tackles:

SACKS

Game	No.	Year
9 vs. Utah	11/12/2005	
9 vs. Wyoming	11/30/2002	
9 vs. UTEP	9/1/2001	
9 vs. BYU	9/6/1980	
Season	53	in 1982
	51	in 1981
	50	in 2000
	46	in 1978
	45	in 1983

SEASON TACKLE FOR LOSS (includes sacks)

No.	Player	Year
1. 24.0	Charlie Baker	1978
2. 22.0	Johnnie Jackson	1982
3. 21.0	Robert Rumbaugh	1977
21.0	Johnny Jackson	1981
21.0	Jesse Becton	1992
6. 20.0	Charlie Baker	1979
20.0	Steve Vaipulu	1990
20.0	Gary Davis	2001
9. 19.0	John Wingate	1994
10. 18.0	Buddy Billingsley	1993

CAREER TACKLE FOR LOSS (includes sacks)

No.	Player	Years
1. 68.0	Johnny Jackson	1981-84
2. 64.0	Charlie Baker	1977-79
3. 53.0	John Bell	1987-90
4. 44.0	Robert Rumbaugh	1976-78
5. 39.0	Jimmie Carter	1980-83
6. 38.0	Michael Tuohy	2004-07
7. 38.5	Nick Speegle	2001-04
8. 36.0	Robin Cole	1973-76
36.0	Blake Irwin	1994-97
10. 34.5	Daniel Kegler	2001-03
34.5	D.J. Renteria	2000-03

TACKLE FOR LOSS (Year-by-year; includes sacks)

Year	Name	No.
1977	Robert Rumbaugh	21.0
1978	Charlie Baker	24.0
1979	Charlie Baker	20.0
1980	Bob Shupryt	17.0
1981	Johnny Jackson	21.0
1982	Johnny Jackson	22.0
1983	Johnny Jackson	13.0
1984	Johnny Jackson	12.0
1985	Bob Umdenstock	15.0
1986	Phillip Vaughan	10.0
1987	Brian McCabe	13.0
1988	John Bell	14.0
1989	John Bell	17.0
1990	Steve Vaipulu	20.0
1991	Kim McCall/Alex Stowell	9.0
<i>assisted sacks begin to be credited as a half sack (0.5)</i>		
1992	Jesse Becton	21.0
1993	Buddy Billingsley	18.0
1994	John Wingate	19.0
1995	Corbin Epps	14.0
1996	Blake Irwin	14.0
1997	Ryan Taylor	17.0
1998	Jason Purvis	13.0
1999	Mike Barnett	10.0
2000	Mike Barnett	17.0
2001	Gary Davis	20.0
2002	Daniel Kegler	16.0
<i>assisted TFLs begin to be credited as a half TFL (0.5)</i>		
2003	Zach Rupp	17.0

2004	Fola Fashola	14.5
2005	Cody Kase	11.5
2006	Tyler Donaldson/Michael Tuohy	9.0
2007	Tyler Donaldson	15.5
2008	Herbert Felder	12.5
2009	Johnathan Rainey	15.5
2010	Spencer Merritt	6.5
2011	Carmen Messina	12.5
2012	Jacori Greer/Matt Raymer	8.0
2013	Brett Bowers	9.0
2014	Brett Bowers	9.5
2015	Maurice Daniels	12.5
2016	Nik D'Avanzo	9.0
2017	Jake Rothschilder/Austin Ocasio/ Kene Okonkwo	6.0

Individual Defensive Marks:

SEASON FUMBLES RECOVERED

No.	Player	Year
1.	7 Steve Bradshaw	1972
2.	5 Robin Cole	1975
	5 Tom Cole	1984
	5 Charles Butler	1994
5.	4 Rob Winter	1970
	4 Mark Rupcich	1974
	4 Roark Shirley	1979
	4 Greg Azar	1981
	4 Ray Hornfeck	1984
	4 Eric Jack	1993
	4 D.J. Renteria	2002
	4 Josh Bazinet	2004
	4 Fola Fashola	2004

CAREER FUMBLES RECOVERED

No.	Player	Years
1.	9 Steve Bradshaw	1971-73
2.	8 Mark Koskovich	1976-78
	8 Jimmie Carter	1980-83
	8 Ray Hornfeck	1981-84
	8 Tom Cole	1983-86
	8 Eric Jack	1990-93
	8 Joe Stoner	2009-12
8.	7 Jerry Buckner	1968-70
	7 Robin Cole	1973-76
	7 Charlie Baker	1977-79
	7 Johnny Jackson	1981-84
	7 Charles Bultler	1992-94

FUMBLES RECOVERED (Year-by-Year)

Year	Name	No.
1967	Buzz Esmiol	3
1968	Jerry Buckner	3
1969	Archer/Buck/Buckner/Savale	2
1970	Rob Winter	4
1971	Donald Dugan/Dan Fitzgerald	2
1972	Steve Bradshaw	7
1973	Randy Rich	3
1974	Mark Rupcich	4
1975	Robin Cole	5
1976	Robert Rumbaugh/Dave Thompson	3
1977	Smokey Turman	3
1978	Charlie Baker/ Mark Koskovich	3
1979	Roark Shirley	4
1980	Huey Chancellor	2
1981	Greg Azar	4
1982	Mark Eastham	3
1983	Butler/Jackson/Mello	3
1984	Tom Cole	5
1985	Tom Bradford/Devin Cooper	2
1986	Tom Cole/Donny Gassoway	3
1987	Clay Orrison	3
1988	Bell/Everett/Vaughan	2
1989	Karl Logan/Nate Morris	3
1990	Karl Logan	3
1991	Four with	3
1992	Butler/Mateialona/Wilson	2
1993	Eric Jack	4
1994	Charles Butler	5
1995	Art Celestine/Terrence Sharper	2
1996	Bill Borchers	2
1997	Blake Irwin	3
1998	Casey Tisdale	3
1999	Brian Urlacher	3
2000	Barnett/M. Konte/Morrison	2
2001	Terrell Golden	2
2002	D.J. Renteria	4
2003	Bazinet/Kincaid/Strother	2
2004	Josh Bazinet/Fola Fashola	4
2005	Harris/Kase/Malone/Thompson/Tuohy	1
2006	Tyson Dittmore/Major Mosley	2

2007	OJ Swift	3
2008	Jaymar Latchison/Carmen Messina	2
2009	Kendall Briscoe/Clint McPeck	2
2010	Joe Stoner	3
2011	Zoe Williams	2
2012	Joe Stoner	3
2013	SaQwan Edwards	3
2014	Nik D'Avanzo/David Guthrie	2
2015	Reece White/Daniel Henry	2
2016	Nik D'Avanzo/Lee Crosby/Alex Hart/ Bijon Parker/Steven Romero	1
2017	Jake Rothschilder	3

SEASON FUMBLES CAUSED

No.	Player	Year
1.	7 Charlie Baker	1978
2.	6 Steve Vaipulu	1990
	6 Zach Arnett	2008
4.	5 Robin Cole	1975
	5 Charlie Baker	1979
	5 John Bell	1990
	5 Alex Stowell	1991
	5 Brian Urlacher	1999
9.	4 Robert Rumbaugh	1978
	4 Johnny Jackson	1984
	4 Kim McCall	1991
	4 Eric Jack	1993
	4 Josh Bazinet	2004
	4 Joe Stoner	2010
	4 Joseph Harris	2011
	4 Matt Raymer	2012

CAREER FUMBLES CAUSED

No.	Player	Year
1.	12 Charlie Baker	1977-79
2.	11 Brian Urlacher	1996-99
3.	9 Robert Rumbaugh	1976-78
	9 Johnny Jackson	1981-84
	9 Eric Jack	1990-93
6.	7 Damon Burrest	1992-94
	7 Billy Austin	1994-97
	7 Carmen Messina	2008-11
9.	6 Mike Forrest	1976-79
	6 Bob Shupryt	1977-80
	6 John Bell	1987-90
	6 Steve Vaipulu	1989-90
	6 Roston Thomas	1992-95
	6 Scott McGarrahan	1994-97
	6 Daniel Kegler	2001-03
	6 Zach Arnett	2005-08
	6 Joe Stoner	2009-12

FUMBLES CAUSED (Year-by-Year)

Year	Name	No.
1977	Robert Rumbaugh	3
1978	Charlie Baker	7
1979	Charlie Baker	5
1980	Bob Shupryt	3
1981	Johnny Jackson	3
1982	Chancellor/Jackson/Johnson	2
1983	Jimmie Carter	3
1984	Johnny Jackson	4
1985	Eight with	1
1986	Seven with	1
1987	Brett Heber	2
1988	Four with	1
1989	Nate Morris	2
1990	Steve Vaipulu	6
1991	Alex Stowell	5
1992	Damon Burrest	3
1993	Eric Jack	4
1994	Art Celestine/Roston Thomas	3
1995	Terrence Sharper	3
1996	Chris Carroll/Scott McGarrahan	2
1997	Brian Urlacher	3
1998	Moten/Purvis/Urlacher	3
1999	Brian Urlacher	5
2000	B. Johnson/Moten/Persley/Ratcliff	2
2001	Kegler/Moss/Renteria	2
2002	Golden/Hall/Speegle/Strother	2
2003	Daniel Kegler	3
2004	Josh Bazinet	4
2005	DeAndre Wright	2
2006	OJ Swift	3
2007	Ian Clark/Herbert Felder	2
2008	Zach Arnett	6
2009	Tray Hardaway	3
2010	Joe Stoner	4
2011	Joseph Harris	4
2012	Matt Raymer	4
2013	Brett Bowers	3

2014	David Guthrie/Tevin Newman/Kimmie Carson/Markel Byrd/ Javarie Johnson/Donnie White/Donnie Duncan/Tre Von Roy/ David Anaya/Garrett Hughes	1
2015	Daniel Henry	2
2016	Daniel Henry	2
2017	Jake Rothschilder	2

SEASON PASSES BROKEN UP

No.	Player	Year
1.	17 Brandon Payne	2004
2.	16 George Oakes	1972
3.	14 Eric Jack	1993
	14 Steve Bradshaw	1973
5.	13 Marcus McDavid	1998
6.	12 Glover Quin	2006
	12 Stephen Persley	2000
	12 Larry Dibbles	1971
9.	11 D'Angelo Ross	2017
	11 Nias Martin	2016
	11 Destry Berry	2012
	11 Glover Quin	2008
	11 Stephen Persley	2001
	11 Tim Westcott	1977

CAREER PASSES BROKEN UP

No.	Player	Years
1.	31 Glover Quin	2006-08
2.	29 Stephen Persley	1998-01
3.	28 Steve Bradshaw	1971-73
	28 Eric Jack	1990-93
5.	26 Ray Hornfeck	1981-84
6.	25 Walter Bernard	1997-00
	25 DeAndre Wright	2005-08
8.	21 Billy Austin	1994-97
	21 Brandon Payne	2003-04
10.	19 George Oakes	1970-72
	19 Max Hudspeth	1974, '76-78
	19 James Bell	1978-79, '81
	19 Marcus McDavid	1996-99
	19 Blake Ligon	2005-08

PASSES BROKEN UP (Year-by-Year)

Year	Name	No.
1967	Joe Presente	8
1968	William Shaw	6
1969	Rod Wallace	5
1970	Houston Ross	7
1971	Larry Dibbles	12
1972	George Oakes	16
1973	Steve Bradshaw	14
1974	Tim Westcott	3
1975	Randy Rich	6
1976	Robin Cole	5
1977	Tim Westcott	11
1978	Max Hudspeth/Mark Koskovich	7
1979	Bell/Fields	6
1980	Frank Sedillo	5
1981	Frank Sedillo	9
1982	Ray Hornfeck	10
1983	Nick Johnson	7
1984	Wendell Jones	5
1985	Anthony Stevenson	10
1986	Bob Umdenstock	10
1987	Danny Lara	6
1988	Darius Harris	7
1989	Jon Thompson	5
1990	Nate Morris	9
1991	Eric Jack	6
1992	Eric Jack	4
1993	Eric Jack	14
1994	Art Celestine	8
1995	Scott McGarrahan	7
1996	Davis/McGarrahan/Stanton	5
1997	Billy Austin	7
1998	Marcus McDavid	13
1999	Walter Bernard/Brian Urlacher	7
2000	Stephen Persley	12
2001	Stephen Persley	11
2002	David Crockett	7
2003	Gabriel Fulbright	6
2004	Brandon Payne	17
2005	Quincy Black	5
2006	Glover Quin	12
2007	DeAndre Wright	9
2008	Glover Quin	11
2009	Frankie Solomon	6
2010	Spencer Merritt	7
2011	Destry Berry	5
2012	Destry Berry	11
2013	David Guthrie/Cranston Jones	5
2014	SaQwan Edwards	9

2015	Nias Martin	6
2016	Nias Martin	11
2017	D'Angelo Ross	11

Team Defensive Marks:

FEWEST POINTS ALLOWED

	Tot.	Year
Season	24 in 8 games	1927

FIRST DOWNS ALLOWED

	FDs	Year
Game	0 by Montezuma College	10/11/1924
Season	82 by 1940 team	

RUSHING ATTEMPTS

	Atts.	Year
Game	18 by New Mexico State	9/27/2008
	18 by BYU	11/14/1970
Season	348 by 1941 team	

RUSHING YARDS

	Tot.	Year
Game	-96 by BYU	11/14/1970
Season	1,031 by 1952 team	

RUSHING AVERAGE

	Avg.	Year
Game	-5.3 BYU (18 att., -96 yards)	11/14/1970
Season	2.4 by 1952 team	

Per Game, Season		Year
86.1	by 2003 team (5th in NCAA) (1,119 yards in 13 games)	2003

PASS COMPLETIONS

	No.	Year
Game	0 four times; last time, Montana	11/17/1962
Season	44 by 1948 team	

PASS ATTEMPTS

	No.	Year
Game	1 by Utah State	10/15/1960
Season	113 by 1948 team	

PASSING YARDS

	No.	Year
Game	0 five times; last time, Rice	10/18/1997
Season	703 by 1940 team	

TD PASSES

	No.	Year
Season	3	1947, 1952 and 1962

PASS COMPLETION PERCENTAGE

	Pct.	Year
Season	.374 49 of 131	1941

TOTAL PLAYS

	TPs	Year
Game	34 Northern Arizona	9/21/1946
Season	479 by 1941 team	

PER PLAY AVERAGE

	Avg.	Year
Game	1.1 UTEP	11/12/1983
Season	3.3 by 1952 team	
Per Game, Season	204.3 by 1940 team	

PUNTS BLOCKED

	Blk.	Year
Season	5	2000
	4	2001
	3	1940, 1948 and 1979

SAFETIES

	No.	Year
Game	1 many times, last vs. New Mexico State	10/3/2015
Season	3	2002

Opponent Defensive Marks:

FUMBLES

	No.	Year
Game	9 by Fresno State	11/8/1947
Season	45	1954

FUMBLES LOST

	No.	Year
Game	6 by Utah State	9/29/1956
	6 by UTEP	10/22/1949
Season	27	1954

PENALTIES

	No.	Year
Game	15 by five; last time-Colorado State	11/11/1978
Season	102	1978

YARDS PENALIZED

	No.	Year
Game	187 by Arizona	11/4/1967
Season	1,018	1967

PUNTS

	No.	Year
Game	13 by three; last time - UTEP	11/12/1983
Season	88	1952

LOWEST PUNTING AVERAGE

	Avg.	Year
Game	19.4 by Montana (5 for 97)	11/6/1954
Season	32.9	1956

RUSHING DEFENSE

	Yds.	Opponent	Year
1.	-96	BYU	11/14/1970
2.	-64	New Mexico State	9/1/1990
3.	-61	UTEP	10/1/1955
4.	-57	Denver	11/8/1952
5.	-53	UTEP	9/1/2001
6.	-32	New Mexico State	10/9/1948
7.	-24	San Diego State	11/19/1983
8.	-19	Utah State	9/12/1998
9.	-18	UTEP	11/12/1983
10.	-14	Central Florida	9/14/1996
11.	-5	San Diego State	10/3/1981
	-5	Northern Arizona	9/21/1946

PASS DEFENSE

	Yds.	Opponent	Year
1.	0	Rice	10/18/1997
	0	Montana	11/17/1962
	0	UTEP	10/6/1962
	0	Montana	10/4/1958
	0	BYU	11/30/1957
6.	1	Air Force	10/23/2008
7.	5	New Mexico State	11/2/1974
8.	6	UTEP	10/22/1949
9.	7	Wyoming	10/18/1952
10.	8	Air Force	11/2/1991
	8	Iowa State	9/30/1967
	8	Wyoming	9/24/1960
	8	Wyoming	10/25/1958

TOTAL DEFENSE

	Yds.	Opponent	Year
1.	5	UTEP	10/1/1955
2.	45	Northern Arizona	9/21/1946
3.	61	New Mexico State	10/9/1948
4.	70	UTEP	11/12/1983
5.	73	Hawai'i	11/20/1964
6.	74	Mississippi Valley State	9/5/2015
6.	86	Northern Arizona	9/23/1950
7.	87	Denver	11/8/1952
8.	90	Colorado State	9/24/1955
9.	98	UTEP	10/6/1962
10.	101	San Diego State	11/22/1980

Miscellaneous:

LONGEST UNBEATEN STREAK

13 Nov. 13, 1926 - Oct. 6, 1928 (11 wins, 2 ties)

LONGEST WINNING STREAKS

7 Nov. 5, 1927 - Oct. 6, 1928
 7 Oct. 16, 1982 - Sept. 3, 1983
 7 Nov. 5, 1983 - Sept. 29, 1984
 7 Nov. 23, 1996 - Oct. 11, 1997
 6 six times; last Oct. 10, 1970 - Nov. 14, 1970

LONGEST WINNING STREAK, HOME GAMES

12 Oct. 2, 1926 - Oct. 13, 1928

LONGEST WINNING STREAK, ROAD GAMES

6 Nov. 14, 1981 - Nov. 6, 1982
 4 Oct. 2, 1964 - Nov. 20, 1964
 4 Sept. 16, 1978 - Nov. 4, 1978
 4 Nov. 2, 1996 - Oct. 11, 1997
 4 Oct. 16, 2004 - Sept. 10, 2005

LONGEST LOSING STREAKS

21 Sept. 23, 1967 - Sept. 27, 1969
 14 Oct. 23, 2008 - Nov. 14, 2009
 12 Sept. 5, 1987 - Sept. 3, 1988
 12 Nov. 13, 2010 - Nov. 5, 2011
 10 Oct. 13, 1990 - Sept. 21, 1991
 10 Nov. 28, 2009 - Oct. 30, 2010

TIMES UNM SHUTOUT/OPPONENTS SHUTOUT

126/88

LONGEST UNM SCORING STREAK

121 games from 1973-83 (current 61 - through 2016)

LONGEST SCORING STREAK BY OPPONENTS

216 games from 1984-2002 (current 25 - through 2016)

LONGEST SCORELESS STREAK BY UNM

4 games 1955

LONGEST RUN WITH FUMBLE

97, Pete McDavid vs. Northern Arizona 11/26/1936

LONGEST RUN-LATERAL

85, Bill Dwyer-Steve Reynolds vs. Colorado College 10/7/1938

LONGEST PASS-LATERAL

70, Bob Arnett-Weldon Hunter vs BYU 11/17/1951

FUMBLES

	No.	Year
Game	10 vs. Wyoming	10/18/1952
Season	51 by 1972 team	

FUMBLES LOST

	No.	Year
Game	7 vs. Montana	10/24/1953
Season	30 by 1972 team	

PENALTIES (Number)

	No.	Year
Game	17 vs. UTEP	9/1/2001
	17 vs. Hawai'i	11/18/1982
Season	120 by 1982 team	

PENALTIES (Yards)

	No.	Year
Game	163 vs. San Diego State	10/3/1981
Season	1,029 by 1978 team	

SINGLE SEASON TURNOVERS (Fewest)

No.	Year
12	(5 fumbles, 7 interceptions) 1996
14	(10 fumbles, 4 interceptions) 2012
14	(9 fumbles, 5 interceptions) 2013
14	(8 fumbles, 6 interceptions) 2016
17	(8 fumbles, 9 interceptions) 1993

SINGLE SEASON TURNOVERS (Most)

No.	Year
46	(29 fumbles, 17 interceptions) 1974
46	(26 fumbles, 20 interceptions) 1984
45	(23 fumbles, 22 interceptions) 1980
43	(17 fumbles, 26 interceptions) 1950
43	(16 fumbles, 27 interceptions) 1967
43	(25 fumbles, 18 interceptions) 1977

Year	G	First Downs	Rushing Att/Yds	Passing C-A-I-Yds	Total Offense	Scoring TP-Avg.	Punting No-Avg.	Punt Returns	Kickoff Returns	Int. Returns	Penalties No-Yds	Fumbles Lost	Sacks
1946	12	94	383-1,232	53-161-32--1,063	2,295	100-10.0	73-40.2	37-448	38-748	20-300	58-383	37-9	
1947	10	124	440-2,142	45-124-15--798	2,940	171-17.1	54-34.1	27-265	32-708	13-104	50-399	25-13	
1948	11					146-13.3							
1949	10	103	479-1,516	49-146-18--663	2,179	98-9.8	81-36.2	35-343	53-912	6-93	73-660	36-24	
1950	10	117	413-1,461	85-215-26--1,046	2,507	160-16.0	69-32.3	29-289	56-1,291	20-323	57-481	32-17	
1951	11	132	471-1,729	97-197-14--1,159	2,888	193-17.5	78-39.4	25-320	44-864	20-188	43-345	26-15	
1952	9	98	470-1,416	41-127-14--677	2,093	119-13.2	91-37.4	45-338	16-316	17-251	53-464	37-13	
1953	9	100	407-1,437	34-99-13--370	1,807	154-17.1	55-36.3	28-415	24-493	14-174	45-390	39-22	
1954	10	112	452-1,398	42-124-13--584	1,982	151-15.1	51-42.6	22-210	35-750	14-164	52-545	39-26	
1955	10	99	420-1,001	61-140-13--696	1,697	61-6.1	49-36.6	19-259	36-734	12-110	56-344	32-21	
1956	10	138	497-1,999	49-133-12--903	2,902	177-17.7	54-35.5	22-295	36-781	11-94	63-462	29-17	
1957	10	153	533-2,104	39-109-14--508	2,612	140-14.0	46-34.8	10-115	29-584	10-104	39-342	40-21	
1958	10	134	476-2,114	46-107-7--699	2,813	204-20.5	54-35.1	20-220	31-566	16-175	60-546	25-15	
1959	10	167	535-2,899	44-104-5--664	3,563	260-26.0	50-37.7	24-243	30-767	17-202	53-500	23-15	
1960	10	159	491-2,301	51-126-10--790	3,091	234-23.4	43-35.6	17-217	24-596	11-154	26-269	29-19	
1961	11	154	503-2,080	33-87-9--639	2,625	187-18.7	42-39.3	15-149	36-743	14-226	37-282	29-19	
1962	10	143	527-2,428	25-59-14--667	3,095	210-21.0	41-41.0	29-327	35-748	15-210	47-405	24-19	
1963	10	135	460-1,958	36-104-9--671	2,629	177-17.7	53-35.8	25-277	27-432	14-278	43-414	25-12	
1964	11	170	550-2,341	50-107-8--878	3,219	185-16.8	42-34.6	26-271	23-400	13-381	42-409	41-26	
1965	10	142	514-2,068	46-146-10--667	2,735	127-12.7	55-38.7	31-316	38-856	10-137	44-378	34-19	
1966	10	119	464-1,177	75-193-15--885	2,062	101-10.1	74-37.4	27-168	40-757	12-46	64-592	30-17	
1967	10	173	325-505	193-416-27--2,491	2,996	152-15.2	77-33.1	32-365	55-1,291	10-134	64-612	25-16	
1968	10	140	505-1,115	94-226-14--1,132	2,168	120-12.0	83-38.5	23-249	40-874	10-141	65-603	32-21	
1969	10	158	587-1,833	71-174-12--979	2,812	158-15.8	74-38.6	21-221	42-869	21-247	52-472	29-18	
1970	10	180	627-3,501	52-124-11--665	4,166	291-29.1	60-36.7	24-230	33-578	28-363	88-804	36-26	
1971	11	248	747-4,229	57-115-8--919	5,148	341-31.0	58-32.5	23-71	39-816	15-116	82-939	30-20	
1972	11	187	686-3,085	56-159-11--902	3,987	208-18.9	74-38.9	35-262	38-751	9-70	75-649	51-30	
1973	11	210	652-2,800	74-177-13--1,289	4,089	257-23.4	62-43.5	24-185	37-699	12-122	78-733	38-20	
1974	11	178	510-1,630	139-295-17--1,492	3,122	192-17.5	71-40.8	17-107	44-858	17-222	55-438	43-29	
1975	11	235	464-1,662	191-354-14--2,529	4,191	291-26.5	53-38.6	25-324	35-744	19-296	72-677	37-18	
1976	11	237	645-2,639	103-229-14--1,634	4,273	229-20.8	65-34.2	31-114	29-557	12-81	79-757	39-21	
1977	12	233	651-2,595	108-231-18--1,577	4,172	273-22.8	74-38.6	27-325	42-782	11-189	99-997	46-25	38
1978	12	237	647-2,730	141-290-18--2,077	4,807	284-23.7	70-38.1	36-285	34-760	16-167	94-1,029	43-17	46
1979	12	193	642-2,332	122-249-17--1,519	3,851	211-17.6	83-39.9	47-385	39-645	24-309	100-967	43-19	24
1980	11	235	583-2,036	155-344-22--2,326	4,339	246-22.4	66-37.8	48-396	46-851	9-94	93-919	39-23	35
1981	12	195	514-1,252	169-381-14--2,346	3,598	225-18.8	94-38.7	31-187	29-454	16-67	95-875	33-17	51
1982	11	225	564-2,998	117-237-12--1,824	4,822	374-34.0	67-42.3	29-136	21-326	16-348	120-979	22-15	53
1983	12	210	607-2,494	120-228-13--1,631	4,125	239-19.9	70-41.9	37-157	14-222	9-58	97-842	33-14	45
1984	12	217	622-2,472	103-229-20--1,774	4,246	251-20.9	69-41.7	29-188	44-709	6-34	94-862	48-26	34
1985	11	260	519-1,920	194-395-24--3,245	5,165	289-26.3	57-41.6	10-58	49-799	14-107	82-709	28-12	24
1986	12	271	541-2,404	204-356-13--2,865	5,269	317-26.4	60-43.3	14-87	51-973	13-90	58-484	46-17	35
1987	11	213	302-739	284-514-27--3,230	3,969	209-19.0	84-40.7	24-201	54-1,020	10-91	87-711	32-13	36
1988	12	192	408-1,010	193-397-20--2,336	3,346	170-14.2	87-40.6	26-131	61-1,165	12-42	86-738	27-15	24
1989	12	264	411-1,072	290-532-22--3,732	4,804	298-24.8	72-38.9	38-166	54-1,199	16-207	89-804	36-19	29
1990	12	245	421-1,096	237-510-23--3,221	4,317	279-23.3	80-41.4	33-195	57-1,073	14-258	96-936	36-15	43
1991	12	235	353-926	246-518-24--3,584	4,510	240-20.0	66-40.2	17-92	62-1,120	13-109	61-508	29-16	27
1992	11	206	450-1,722	173-323-13--2,368	4,090	247-22.5	52-39.1	29-239	32-739	6-165	64-523	21-10	40
1993	11	240	471-1,893	189-327-9--2,648	4,541	335-30.5	53-45.0	19-146	26-672	8-180	64-558	25-8	22
1994	12	300	526-2,527	235-411-12--3,137	5,664	401-33.4	50-39.2	13-67	33-688	9-75	83-725	21-9	31
1995	11	246	516-2,380	164-287-10--2,223	4,603	256-23.3	42-37.8	19-127	35-947	3-6	67-590	24-8	29
1996	11	245	546-2,692	160-264-7--2,101	4,793	331-30.1	49-43.3	32-347	23-546	12-286	71-655	12-5	31
1997	13	242	541-2,476	171-289-9--2,371	4,847	390-32.5	49-43.7	42-288	33-758	16-309	90-763	17-11	36.5
1998	12	228	464-1,669	211-396-19--2,736	4,405	274-22.8	78-40.2	33-230	55-1,066	8-118	85-749	19-9	26
1999	11	211	442-1,573	198-370-13--2,226	3,799	240-21.8	66-35.4	30-260	23-450	7-31	51-451	10-5	23
2000	12	179	556-1,776	120-231-10--1,423	3,199	229-19.1	88-39.5	51-481	26-550	15-98	73-630	20-9	50
2001	11	209	508-2,094	141-331-17--2,051	4,145	304-27.6	72-39.2	33-3371	26-613	15-110	71-624	20-8	26
2002	14	231	593-2,504	192-352-10--2,037	4,541	341-24.4	82-39.8	34-382	41-803	15-277	101-856	29-16	38
2003	13	261	616-2,730	161-307-14--2,477	5,207	391-30.1	72-39.0	39-341	38-724	13-137	90-783	20-10	39
2004	12	193	526-2,147	116-259-12--1,429	3,576	244-20.3	77-38.9	31-221	31-542	12-73	93-741	21-7	42
2005	11	247	527-2,200	187-311-13--2,171	4,371	326-29.6	55-38.8	23-188	34-623	15-226	81-618	22-8	36
2006	13	219	433-1,444	204-390-9--2,676	4,120	284-21.8	71-39.6	28-179	45-923	14-291	65-544	30-14	29
2007	13	246	503-1,767	253-437-10--3,070	4,837	321-24.7	74-40.6	37-376	45-946	11-137	86-688	23-15	23
2008	12	220	540-2,499	159-289-14--1,576	4,075	253-21.1	61-38.3	22-339	36-898	12-157	82-694	19-8	21
2009	12	196	361-1,203	268-470-15--2,581	3,784	196-16.3	67-43.1	19-68	54-1,035	7-31	79-724	23-11	23
2010	12	188	440-1,296	192-365-15--1,892	3,188	190-15.8	87-39.6	10-23	70-1,648	4-53	79-701	31-16	11
2011	12	187	405-1,358	201-355-8--2,196	3,554	144-12.0	75-39.1	9-12	63-1,343	3-21	82-582	24-13	10
2012	13	253	688-3,917	79-154-4-895	4,812	335-25.8	55-43.1	15-78	40-956	11-233	62-530	30-10	21
2013	12	241	604-3,706	90-177-7--1,356	5,062	393-32.8	47-45.8	13-60	67-1,608	4-51	44-363	19-9	16
2014	12	205	586-3,725	76-149-6--1,069	4,794	332-27.7	57-41.8	12-60	44-985	11-151	52-498	25-12	24
2015	13	235	638-3,278	118-230-14--1,768	5,046	389-29.9	68-41.8	11-58	38-871	14-170	89-840	18-7	30
2016	13	271	688-4,550	96-179-6--1,359	5,939	477-36.7	54-35.8	22-150	38-864	8-86	82-737	17-8	27
2017	12	211	542-2,825	120-242-14--1,489	4,314	248-20.7	67-47.3	11-117	43-906	6-162	73-613	26-15	21

boldface indicates school record

Year	First Downs	Rushing Att/Yds	Passing C-A-I-Yds	Total Offense	Scoring TP-Avg.	Punting No-Avg.	Punt Returns	Kickoff Returns	Int. Returns	Penalties No-Yds	Fumbles Lost	Sacks
1946	101	457-1,745	59-151-20--687	2,432	192-19.2	68-35.5	32-453	19-335	32-356	55-456	37-17	
1947	119	398-1,792	50-118-13--811	2,603	182-18.2	55-36.3	25-367	29-522	14-272	63-581	33-17	
1948					217-19.7							
1949	128	477-2,493	82-167-8--1,272	3,765	307-30.7	58-36.2	57-604	24-420	19-173	78-722	24-19	
1950	162	504-2,863	71-169-12--998	3,861	330-33.0	54-342	48-582	24-710	26-233	75-685	29-18	
1951	183	544-1,999	113-246-16--1,735	3,734	208-18.9				14-132			
1952	98	425-1,031	68-170-13--931	1,962	46-5.1	88-36.3	41-514	24-422	16-132	57-462	36-17	
1953	118	406-1,303	64-148-11--905	2,207	103-11.4	62-34.2	24-157	26-365	15-148	61-511	37-22	
1954	132	441-1,950	64-167-14--847	2,797	158-15.8	41-33.1	26-333	23-458	13-108	68-578	45-27	
1955	139	438-2,134	54-138-11--821	2,955	213-21.3	36-35.7	28-261	15-312	15-227	56-488	31-19	
1956	153	452-2,211	73-152-11--807	3,018	205-20.5	49-37.3	34-457	31-617	14-214	78-712	33-20	
1957	147	483-1,994	61-148-9--753	2,747	144-14.4	44-33.6	19-216	30-524	11-54	51-456	40-23	
1958	150	471-1,823	80-178-15--917	2,740	185-18.5	52-36.1	20-138	31-597	7-121	64-472	32-12	
1959	139	425-1,786	65-164-16--865	2,651	135-13.5	50-37.9	24-170	45-953	7-31	46-374	27-17	
1960	162	457-1,998	83-173-11--1,140	3,145	182-18.2	34-37.5	15-227	41-779	10-110	46-398	41-25	
1961	159	476-2,017	62-163-14--1,070	3,087	183-18.3	NA-38.5	18-170	31-638	9-128	31-292	27-15	
1962	116	444-1,505	46-117-15--568	2,073	159-15.9	54-37.2	27-345	34-826	14-313	35-275	21-13	
1963	141	450-1,600	74-171-14--863	2,463	143-14.3	52-38.1	22-253	35-633	9-49	47-395	21-10	
1964	123	448-1,404	63-156-13--912	2,316	90-8.2	66-35.8	18-115	29-571	8-91	53-442	33-16	
1965	168	332-1,220	135-264-10--2,011	3,231	226-22.6	49-38.2	34-260	29-607	10-120	98-421	25-16	
1966	173	426-1,748	123-251-12--1,713	3,461	320-32.0	51-37.6	42-301	25-389	15-110	58-583	29-17	
1967	181	453-2,110	134-274-10--2,346	4,456	433-43.3	54-42.7	39-267	33-656	26-403	103-1,018	23-10	
1968	207	534-2,820	105-232-10--1,466	4,286	403-40.3	50-37.6	46-548	23-445	13-216	94-881	29-16	
1969	202	517-2,551	97-224-21--1,487	4,038	281-28.1	57-39.4	51-584	37-757	12-142	62-610	28-18	
1970	180	429-1,645	154-310-28--1,932	3,589	222-22.2	53-39.2	29-229	43-986	11-127	74-614	24-14	
1971	223	523-2,277	129-250-15--1,731	4,008	292-26.5	52-38.8	23-162	47-1,085	8-108	61-535	28-17	
1972	237	597-2,908	125-251-9--1,718	4,626	327-29.7	62-39.0	40-368	26-588	11-167	71-714	38-22	
1973	216	523-2,056	145-285-12--1,960	4,017	287-26.1	67-38.7	33-396	31-532	13-150	81-875	26-12	
1974	187	576-2,029	103-200-17--1,507	3,536	263-23.9	59-39.0	40-479	34-762	17-159	77-710	41-22	
1975	234	562-2,180	146-291-19--2,050	4,230	232-21.1	66-34.1	16-53	32-650	14-145	94-843	32-16	
1976	196	522-1,861	125-268-12--2,000	3,861	235-21.4	71-39.3	10-92	27-441	14-174	78-751	35-15	
1977	254	659-2,568	126-271-11--1,880	4,448	339-28.3	69-40.7	28-145	25-376	18-181	86-941	31-16	
1978	215	573-2,027	145-284-16--1,825	3,852	205-17.1	78-41.8	17-145	29-493	18-185	102-966	37-20	
1979	204	528-1,873	144-327-24--2,118	3,991	229-19.1	85-39.5	38-318	20-363	17-263	92-1,001	28-14	
1980	177	498-2,146	105-236-9--1,596	3,302	364-33.1	86-42.9	29-401	22-510	22-355	98-1,002	26-12	
1981	184	555-1,534	137-305-16--1,952	3,486	231-19.3	86-40.1	35-203	22-416	14-67	86-737	44-22	
1982	206	444-1,145	169-377-14--2,493	3,538	225-20.5	76-40.5	29-317	27-670	12-188	85-879	31-18	
1983	206	545-1,397	156-278-9--2,190	3,587	233-19.4	79-40.4	40-368	29-669	13-77	87-859	36-18	
1984	229	583-2,306	134-261-6--2,138	4,444	359-29.9	62-42.3	35-308	34-885	20-213	95-880	34-20	
1985	263	582-2,318	182-303-14--2,826	5,144	415-37.7	41-38.6	25-353	28-543	24-405	72-691	40-17	
1986	314	541-2,309	272-480-13--3,498	5,807	338-28.2	59-36.5	24-200	40-773	13-185	87-695	30-12	
1987	273	612-3,105	158-275-10--2,472	5,577	444-40.4	56-38.5	49-562	21-448	27-235	90-687	33-13	
1988	303	599-2,888	192-338-12--2,884	5,772	518-43.2	48-42.6	44-313	32-668	20-298	95-796	31-11	
1989	232	532-2,596	176-328-16--2,427	5,023	378-31.5	71-38.9	35-353	41-888	22-466	102-988	32-16	
1990	259	519-1,705	215-382-14--3,473	5,178	400-33.3	64-39.0	43-476	51-982	24-289	91-822	37-21	
1991	309	640-3,783	173-313-13--2,512	6,295	473-39.4	45-39.2	35-264	43-797	24-424	98-892	43-19	
1992	255	504-2,212	194-327-6--2,331	4,543	287-26.1	61-37.9	15-97	33-750	13-105	82-696	30-14	28
1993	237	467-2,000	180-327-8--2,312	4,312	256-23.3	63-38.2	28-147	44-940	9-130	72-574	29-13	25
1994	319	542-2,658	238-374-9--3,196	5,854	386-32.2	46-40.9	18-60	37-749	12-81	94-767	34-18	15
1995	259	483-2,065	180-282-3--2,664	4,729	303-27.5	42-38.3	17-187	27-526	10-49	88-837	23-14	16
1996	230	435-1,828	168-311-12--2,450	4,278	280-25.5	55-40.3	23-223	19-546	7-162	50-374	19-10	11
1997	232	469-1,880	153-333-16--1,989	3,869	254-21.2	68-39.3	25-228	39-736	9-123	65-644	20-13	15
1998	249	479-2,070	212-387-8--2,667	4,737	397-33.1	64-40.4	44-677	27-687	19-306	79-700	23-10	27
1999	206	435-1,819	171-309-7--2,266	4,085	298-27.1	64-39.3	18-263	28-514	13-99	76-709	23-13	30
2000	199	431-1,384	191-375-15--2,329	3,713	249-20.8	82-39.9	51-353	39-733	10-154	66-566	21-12	27
2001	176	383-961	192-375-15--2,458	3,419	243-22.1	73-38.0	43-258	51-950	17-258	55-449	23-10	20
2002	241	513-1,608	244-452-15--3,051	4,659	358-25.6	74-40.4	37-313	42-850	10-158	72-596	26-13	17
2003	243	428-1,119	270-477-13--3,227	4,346	290-22.3	73-40.9	31-227	64-1,417	14-168	76-653	27-16	26
2004	224	462-1,300	220-396-13--2,579	3,879	224-18.7	66-40.1	32-268	37-668	12-109	72-638	27-15	24
2005	213	384-1,439	214-373-15--2,797	4,236	327-29.7	55-38.4	17-171	31-745	13-224	60-547	14-5	19
2006	244	442-1,535	256-427-14--3,086	4,621	312-24.0	62-41.8	23-269	23-459	9-135	57-440	19-11	43
2007	229	490-1,593	229-416-11--2,566	4,159	247-19.0	85-41.6	14-109	64-1,229	10-108	77-634	26-14	25
2008	215	439-1,462	211-366-12--2,562	4,024	273-22.8	58-41.1	29-200	42-822	14-254	65-572	25-13	18
2009	271	509-1,980	229-364-7--3,044	5,024	431-35.9	49-42.0	36-341	44-1,036	15-225	75-705	23-13	41
2010	288	567-3,002	192-318-4--2,626	5,628	532-44.3	44-43.7	34-531	33-979	15-194	77-754	24-15	27
2011	302	541-2,963	244-336-3--2,942	5,905	500-41.7	35-37.9	32-383	30-722	8-24	67-591	22-10	30
2012	284	428-2,274	271-417-11--3,500	5,774	393-30.2	41-46.0	22-102	31-790	4-102	77-621	25-14	12
2013	294	500-3,086	228-336-4--3,113	6,199	513-42.8	41-41.0	18-213	50-1,145	5-3	45-337	16-6	24
2014	306	554-3,228	217-359-11--2,995	6,223	431-35.9	44-41.1	24-139	23-444	6-87	60-487	19-8	11
2015	288	552-2,505	221-380-14--3,184	5,689	369-28.4	54-42.4	20-72	21-474	14-123	68-537	19-11	13
2016	254	471-2,242	201-345-8--2,890	5,132	409-31.5	59-40.8	24-204	13-307	6-16	61-544	12-5	12
2017	235	406-1,889	222-373-6--2,887	4,776	382-31.8	70-43.9	11-117	9-151	14-131	64-599	16-7	15

boldface indicates school record

SPORTS ILLUSTRATED PLAYER OF THE WEEK

Herman Fredenberg vs. BYU	Oct. 1, 1971
Johnny Jackson vs. Utah	Nov. 7, 1981
Johnny Jackson vs. Colorado State	Nov. 13, 1982
Eric Jack vs. Colorado State	Nov. 16, 1991
Eric Jack vs. Hawai'i	Oct. 2, 1993

ASSOCIATED PRESS BACK OF THE WEEK

Don Perkins vs. Air Force	Nov. 21, 1959
Steve Myer vs. Arizona	Oct. 25, 1975
Brad Wright vs. Brigham Young	Sept. 6, 1980
Johnny Jackson vs. Utah	Nov. 7, 1981

AP DEFENSIVE PLAYER OF THE WEEK

Johnny Jackson vs. Colorado State	Nov. 13, 1982
-----------------------------------	---------------

AP LINEMAN OF THE WEEK

Charlie Baker vs. Texas Tech	Sept. 15, 1979
------------------------------	----------------

UPI BACK OF THE WEEK

Don Perkins vs. Air Force	Nov. 21, 1959
Don Woods vs. New Mexico State	Sept. 15, 1973
Steve Myer vs. Arizona	Oct. 25, 1975
Mike Williams vs. Texas-El Paso	Sept. 18, 1976

UPI COACH OF THE WEEK

Rudy Feldman vs. Kansas	Oct. 4, 1969
-------------------------	--------------

ABC-TV DEFENSIVE PLAYER OF THE GAME

Andy Frederick vs. Brigham Young	Nov. 13, 1976
Mike Forrest vs. Utah	Nov. 4, 1978
Johnny Jackson vs. Utah	Nov. 7, 1981

ABC-TV OFFENSIVE PLAYER OF THE GAME

Brad Wright vs. Utah	Nov. 4, 1978
Jimmy Sayers vs. Wyoming	Oct. 4, 1980
Stoney Case vs. Brigham Young	Sept. 24, 1994

CBS-TV OFFENSIVE PLAYER OF THE GAME

David Osborn vs. Air Force	Oct. 2, 1982
Michael Johnson vs. Brigham Young	Oct. 9, 1982

WTBS-TV DEFENSIVE PLAYER OF THE GAME

Johnny Jackson vs. Hawai'i	Nov. 20, 1982
----------------------------	---------------

ESPN PLAYER OF THE GAME

Tom Bradford vs. Brigham Young	Oct. 25, 1984
--------------------------------	---------------

CONFERENCE PLAYERS OF THE WEEK
(Western Athletic 1980-98;
Mountain West 1999-current)

OFFENSE (44)

QB Brad Wright vs. Brigham Young	1980
RB Jimmy Sayers vs. San Diego State	
QB David Osborn vs. Air Force	1982
QB Buddy Funck vs. Texas Tech	1984
QB Buddy Funck vs. Texas-El Paso	
QB Billy Rucker vs. Wyoming	1985
QB Billy Rucker vs. San Diego State	1986
QB Ned James vs. New Mexico State	
WR Terance Mathis vs. Colorado State	
WR Terance Mathis vs. Hawai'i	1987
WR Tony Jones vs. Colorado State	1988
WR Terance Mathis vs. Texas Tech	1989
QB Jeremy Leach vs. Utah	
QB Fred Schweer vs. Texas-El Paso	1993
QB Stoney Case vs. Brigham Young	1994
WR Gavin Pearlman vs. Utah	
QB Donald Sellers vs. New Mexico State	1995
TB Lennox Gordon vs. New Mexico State	1996
QB Graham Leigh vs. Northern Arizona	1997
QB Graham Leigh vs. New Mexico State	
QB Graham Leigh vs. San Diego State	
QB Graham Leigh vs. Brigham Young	

QB Sean Stein vs. Air Force	1999
RB Holmon Wiggins vs. Texas Tech	2000
RB Jarrod Baxter vs. Utah	
RB Jarrod Baxter vs. UTEP	2001
RB Jarrod Baxter vs. New Mexico State	
QB Justin Millea vs. UNLV	2002
RB DonTrell Moore vs. Wyoming	
OT Jason Lenzmeier vs. Utah	2003
RB DonTrell Moore vs. Colorado State	
RB DonTrell Moore vs. Air Force	
QB Kole McKamey vs. Texas Tech	2004
WR Hank Baskett vs. Missouri	2005
QB Kole McKamey vs. New Mexico State	
RB DonTrell Moore vs. Wyoming	
WR Marcus Smith vs. New Mexico State	2006
QB Donovan Porterie vs. Utah	
QB Donovan Porterie vs. New Mexico State	2007
RB Rodney Ferguson vs. Air Force	
RB Rodney Ferguson vs. San Diego State	2008
RB Kasey Carrier vs. Air Force	2012
RB Kasey Carrier vs. UTEP	2013
RB Richard McQuarley vs. Air Force	2017

DEFENSE (56)

NT Greg Azar vs. Brigham Young	1980
LB Bob Shupryt vs. San Diego State	
DE Jimmie Carter vs. Houston	1981
LB Johnny Jackson vs. Air Force	
LB Johnny Jackson vs. Utah	
DE Jimmie Carter vs. Wyoming	1982
LB Johnny Jackson vs. San Diego State	
LB Johnny Jackson vs. Colorado State	
LB Johnny Jackson vs. Hawai'i	
NT Fred Mady vs. Utah	1983
LB Gary Butler vs. Texas Tech	
LB Gary Butler vs. Texas-El Paso	
FS Ray Hornfeck vs. Texas-El Paso	1984
LB Frank Reina vs. Texas Tech	1985
DE Tom Cole vs. Texas-El Paso	1986
LB Nate Morris vs. New Mexico State	1989
CB Donald Livingston vs. Fresno State	
LB Steve Vaipulu vs. Texas-El Paso	1990
DT Steve Green vs. New Mexico State	1991
CB Eric Jack vs. Colorado State	
LB Jesse Becton vs. TCU	1992
LB Jesse Becton vs. Utah	
CB Eric Jack vs. Hawai'i	1993
CB Eric Jack vs. Wyoming	
LB Blake Irwin vs. Fresno State	1994
LB Antoine Wright vs. Hawai'i	1995
CB Art Celestine vs. Colorado State	
LB Blake Irwin vs. Utah State	1997
FS Billy Austin vs. SMU	
LB Brian Urlacher vs. Tulsa	
FS Brian Urlacher vs. UTEP	1999
FS Brian Urlacher vs. San Diego State	
LB Gary Davis vs. Wyoming	2001
LB Gary Davis vs. UNLV	
LB Charles Moss vs. New Mexico State	
S Terrell Golden vs. Baylor	
LB Charles Moss vs. Air Force	2002
LB Billy Strother vs. San Diego State	
LB Billy Strother vs. Wyoming	
CB Gabriel Fulbright vs. San Diego State	2003
LB Daniel Gawronski vs. Air Force	
S Josh Bazinet vs. Texas Tech	2004
DE Evroy Thompson vs. San Diego State	
LB Nick Speegle vs. Colorado State	
LB Fola Fashola vs. Wyoming	
DE Evroy Thompson vs. Missouri	2005
LB Michael Tuohy vs. New Mexico State	2006
LB Cody Kase vs. San Diego State	
CB Glover Quin vs. Arizona	2008
LB Carmen Messina vs. UNLV	2011
DE Brett Bowers vs. New Mexico State	2013
LB Dakota Cox vs. New Mexico State	2014
LB Kimmie Carson vs. Wyoming	
LB Ryan Langford at Boise State	2015
LB Dakota Cox vs. South Dakota	2016

NICK Jake Rothschilder vs. Abilene Christian	2017
--	------

SPECIAL TEAMS (34)

P Jason Bloom vs. Central Florida	1996
PR Chad Smith vs. Texas-El Paso	
P Jason Bloom vs. Northern Arizona	1997
P Jason Bloom vs. Utah State	
K Colby Cason vs. SMU	
P Jason Bloom vs. Brigham Young	
K Colby Cason vs. Tulsa	
P/K Jason Bloom vs. Hawai'i	1998
K Vladimir Borombozin vs. Texas Tech	2000
PR Holmon Wiggins vs. New Mexico State	
K Vladimir Borombozin vs. San Diego St.	2001
PR Dwight Counter vs. Weber State	2002
K Wes Zunker vs. Colorado State	2003
K Wes Zunker vs. Texas Tech	2004
P Tyler Gaus vs. UNLV	
K Wes Zunker vs. Colorado State	
K Kenny Byrd vs. UNLV	2006
K Kenny Byrd vs. Colorado State	
K Kenny Byrd vs. San Diego State	
K John Sullivan vs. New Mexico State	2007
K John Sullivan vs. Sacramento State	
K John Sullivan vs. Air Force	
K John Sullivan vs. Colorado State	
K James Aho vs. Arizona	2008
K James Aho vs. New Mexico State	
K James Aho vs. Colorado State	2009
K James Aho vs. Wyoming	2010
K Justus Adams vs. New Mexico State	2012
KR Carlos Wiggins vs. Hawai'i	2015
K/P Zack Rogers at Boise State	2015
K Jason Sanders vs. South Dakota	2016
KR Elijah Lilly vs. Air Force	2016
P Corey Bojorquez vs. Nevada	2016
K Jason Sanders at Utah State	2016
K Jason Sanders at Tulsa	2017

ALL-AMERICA

1953	Larry White, C, UPI 2nd Team
1954	Larry White, C, AP/UPI 1st Team
1959	Don Perkins, HB, AP 3rd Team
1962	Bobby Santiago, RB, UPI 3rd Team
1964	Jack Abendschan, OG, AP 2nd Team
1975	Bob Berg, K, USFWA 1st Team
1976	Robin Cole, DE, AP 3rd Team
1982	Johnny Jackson, LB, AP 3rd Team
1987	Terance Mathis, WR, AP 3rd Team
1989	Terance Mathis, WR, Consensus 1st Team
1990	Kurt Jensen, C, FB News 3rd Team
1992	Winslow Oliver, TB, FB News 1st Team Freshman
1993	Buddy Billingsley, FB News 2nd Team
1997	Pascal Volz, WR, Sporting News 3rd Team
1998	Brian Urlacher, FS, The Sports Network
1999	Brian Urlacher, FS, Consensus 1st Team
2001	Nick Speegle, LB, Sporting News Freshman 3rd Team Claude Terrell, OG, FB Writers Freshman Team
2002	Tyler Gaus, P, Sporting News Freshman 3rd Team
2003	DonTrell Moore, RB, CFBNews.com 2nd Team Claude Terrell, OG, AP 3rd Team Robert Turner, OG, FB Writers Freshman Team
2004	Brandon Payne, CB, Walter Camp 2nd Team Michael Tuohy, DE, CFBNews.com Freshman 2nd Team The Sporting News Freshman 3rd Team
2007	John Sullivan, K, Consensus 1st Team
2008	James Aho, K, The Sporting News and CollegeFootballNews.com Freshman 2nd Team
2013	Carlos Wiggings, KR, SB Nation 2nd Team, College Sports Madness 3rd Team, Phil Steele 4th Team, Sports Illustrated Honorable Mention Dakota Cox, LB, FB Writers Freshman Team

ACADEMIC ALL-AMERICA

1970	Joe Hartshorne, K
1975	Bob Johnson, S
1977	Robert Rumbaugh, DT
1978	Robert Rumbaugh, DT
1993	Justin Hall, C
1997	Chad Smith, S
1998	Chad Smith, S
2006	Cody Kase, LB
2007	Cody Kase, LB; Vince Natali, C
2008	Zach Arnett, LB
2016	Garrett Adcock, OL

ACADEMIC ALL-CONFERENCE

1960	Jim Bradley, T; Jack Butler, G
1961	Bobby Santiago, RB
1962	Orvey Hampton, QB
1963	Gary Ness, RB
1964	John Anderson, OG
1969	Joe Hartshorne, K; Rocky Long, QB; Henry Noe, OT
1970	Rocky Long, QB
1971	Joe Hartshorne, K; Rocky Long, QB
1972	Steve Ernst, DB; Greg Symons, DE
1973	Bob Berg, K; Steve Ernst, DB; Greg Symons, DE
1974	Bob Berg, K; Bob Johnson, S
1975	Bob Berg, K; Bob Johnson, S; Bob Shultz, NT
1976	Robert Rumbaugh, DT
1977	Mark Koskovich, S; Robert Rumbaugh, DT
1978	Mark Koskovich, S; Robert Rumbaugh, DT;
1979	Frank Sedillo, DB
1980	Todd Lafferty, OL; Frank Sedillo, DB; Ben Shultz, LB
1981	Pete Parks, K; Frank Sedillo, DB; Derek Skene, DE
1984	Brent Henson, LB; Ray Hornfeck, FS
1987	Shane Hall, RB
1988	Jeff Howes, OF
1990	John Bell, DT; Mike Henderson, WR
1991	Justin Hall, C; Mark Turner, C; Carl Winston, WR
1992	Marcus Goodloe, WR; Justin Hall, C;
	Ryan Mummert, OG; Carl Winston, WR
1993	Stoney Case, QB; Justin Hall, C; Ryan Mummert, OG

1994	Stoney Case, QB; Ryan Mummert, OT; Steve Pagador, WR
1995	Ryan Mummert, OT; Scott Peterson, QB
1996	Chad Smith, S
1997	Jason Purvis, DT; Jon Samuelson, OG; Chad Smith, S
1998	Eric Jaworsky, QB; Jason Purvis, DE; Jon Samuelson, OG; Chad Smith, S
1999	Brian Choi, OT; Eric Jaworsky, QB; David McKinney, K, Cort Moffitt, P; Jon Samuelson, OT; LaMarcus Spillers, DE; Amos Wilson, LB
2000	Rudy Caamano, QB; Brian Choi, OL; Justin Millea, QB; Terrell Golden, S; Bryan Penley, TE; Jon Samuelson, OT
2001	Mike Augustyniak, TE; Rudy Caamano, QB; Terrell Golden, S; Casey Kelly, QB; Tony Mazotti, DE; Justin Millea, S; Bryan Penley, TE; Kirk Robbins, WR; Nick Speegle, LB; Adrian Terry, NT; Domingo Villarruel, LB; Kevin Walton, S
2002	Hank Baskett, WR; Kenny Byrd, K; Zach Cresap, TE; Fola Fashola, LB; Daniel Gawronski, LB; Terrell Golden, S; Casey Kelly, QB; Martin Lovato, DS; Justin Millea, QB; Bryan Penley, TE; Nick Speegle, LB; Kevin Walton, S
2003	Mike Augustyniak, TE; Hank Baskett, WR; D.D. Cox, RB; Zach Cresap, TE; Tyler Gaus, P; Daniel Gawronski, LB; Terrell Golden, S; Casey Kelly, QB; Bryan Penley, TE; Nick Speegle, LB; Evroy Thompson, DE; Kevin Walton, S
2004	Mike Augustyniak, TE; Hank Baskett, WR; George Carter, LB; Tyler Gaus, P; Logan Hall, TE; Stephen Hutchison, DE; Cody Kase, LB; Mike Mohoric, LB; Curtis Pino, TE; Martin Romero, WR; Nick Speegle, LB; Allan Stone, FB; Kevin Walton, S
2005	Zach Arnett, LB; Hank Baskett, WR; Billy Brittain, NT; George Carter, LB; Tyler Gaus, P; Logan Hall, TE; Cody Kase, LB; Mike Mohoric, LB; Vince Natali, C; Chris Nelson, QB; Curtis Pino, TE
2006	Zach Arnett, LB; Kendall Briscoe, DE; Billy Brittain, NT; George Carter, LB; Brian Clappitt, QB; Cody Kase, LB; Chris Mark, TE; Clint McPeck, S; Bart Miller, OT; Vince Natali, C; Chris Nelson, QB; Brian Ramsay, OT; Frankie Solomon, S
2007	Zach Arnett, LB; Matt Barnard, P; George Carter, LB; Brian Clappitt, QB; Eric Garrison, K; Brad Gruner, QB; Stephen Hutchison, DE; Cody Kase, LB; Daniel Lowney, S; Danny Martin, S; Clint McPeck, S; Bart Miller, OG; Vince Natali, C; Jon O'Brien, DS; Frankie Solomon, S; Mitch Straub, TE; John Sullivan, K
2008	James Aho, K; Zach Arnett, LB; Jake Bowe, S; Brad Gruner, QB; Jeremiah Lovato, NT; Clint McPeck, S; Frankie Solomon, S; Mitch Straub, TE; Joshua Taufalele, OG; Mica Williams, S
2009	James Aho, K; Chris Biren, RB; Kasey Carrier, RB; Brad Gruner, QB; Evan Jacobsen, DS; Victor James, WR; Clink McPeck, LB; Spencer Merritt, LB; Cody Neely, LB; Frankie Solomon, S; Josh Taufalele, OG; Nick Wilhelm, WR
2010	James Aho, K; Chris Biren, RB; Brad Gruner, QB; Joseph Harris, LB; Brian Hill, S; Evan Jacobsen, DS; Spencer Merritt, LB; Cody Neely, LB; Matt Raymer, S; Lucas Reed, TE; Ben Skaer, K; Nick Wilhelm, WR, Freddy Young, S
2011	Justus Adams, K; LaMar Bratton, C; Joseph Harris, DE; Evan Jacobsen, DS; Matt Raymer, S; Lucas Reed, TE; Ben Skaer, K
2012	Justus Adams, K; Garrett Adcock, OG; Andrew Aho, TE; Chris Biren, TE; Dallas Bollema, LB; Chris Edling, TE; Cole Gautsche, QB; Joseph Harris, DE; Evan Jacobsen, DS; Matt Raymer, S; Lucas Reed, TE; Ben Skaer, K; Reece White, WR; Carlos Wiggings, WR
2013	Justus Adams, K; Andrew Aho, TE; Dallas Bollema, LB; Brett Bowers, DE; Kasey Carrier, RB; Dakota Cox, LB; Jacori Greer, NT; David Guthrie, SS; Cranston Jones, CB; Steven Romero, DS; Dillon Romine, OT; Ben Skaer, P; William Udeh, DE; Donnie White, LB; Randy Williams, DE
2014	Garrett Adcock, OL; Ricky Bennett, DB; LaMar Bratton, OL; Da- kota Cox, LB; Chris Davis, WR; David Guthrie, DB; Ryan Langford, LB; Eden Mahina, OL; Quinton McCown, QB; Kene Okonkwo, DL; Zack Rogers, K/P; Steven Romero, LS; Dillon Romine, OL; Jason Sanders, K; Geoff Smelser, LB; William Udeh, DL; Donnie White,

- LB; Reece White, TE; Randy Williams, DL; Jack Ziltz, DL;
 2015 Garrett Adcock, OL; Austin Apodaca, QB; Ricky Bennett, DB;
 Dakota Cox, LB; Chris Davis, Jr. WR; Travis Green, DB; Alex Hart,
 LB; Delane Hart-Johnson, WR; Daniel Henry, DB; Aaron Jenkins,
 OL; Eden Mahina, OL; Kene Okonkwo, DL; Zack Rogers, K/P; Ste-
 ven Romero, LS; Dillon Romine, OL; Jake Rothschiller, DB, Jason
 Sanders, K; Reece White, TE
 2016 Garrett Adcock, OL; Austin Apodaca, QB; Erik Beilman, TE; Corey
 Bojorquez, P; Dakota Cox, LB; Chris Davis, Jr., WR; Q' Drennan,
 WR; Blaise Fountain, OL; Cole Gautsche, TE; Jacob Girgle, S;
 Charlie Grammel, OL; Alex Hart, LB; Daniel Henry, S; Nick Leh-
 man, TE; Elijah Lilly, CB; Kene Okonkwo, DL; Steven Romero, LS;
 Jake Rothschiller, S; Kyle Rothschiller, S
 2017 Erik Beilman, TE; Aaron Blackwell, DT; Corey Bojorquez, P; Chris
 Davis, Jr., WR; Q' Drennan, WR; Jordan Flack, LB; Blaise Foun-
 tain, OL; Coltin Gerhart, QB; Jacob Girgle, S; Charlie Grammel,
 OL; Lon Hampton, LS; Alex Hart, LB; Rafael Hidalgo, WR; Elijah
 Lilly, CB; Blair Manly, CB; Kene Okonkwo, DL; Gabe Ortega, S;
 D'Angelo Ross, CB; Jake Rothschiller, S; Kyle Rothschiller, S; Teva-
 ka Tuioti, QB; Jason Sanders, K; Anselem Umeh, WR

NATIONAL FOOTBALL FOUNDATION SCHOLAR-ATHLETE

- 1993 Justin Hall, C
 1994 Stoney Case, QB
 1998 Chad Smith, S

HITACHI CFA SCHOLAR-ATHLETE

- 1992 Justin Hall, C
 1993 Justin Hall, C; Carl Winston, WR
 1994 Stoney Case, QB

STAN BATES AWARD (WAC top scholar athlete)

- 1982 Frankie Sedillo, DB
 1994 Justin Hall, C
 1995 Stoney Case, QB

JOE KEARNEY AWARD (WAC top male athlete)

- 1995 Stoney Case, QB

COACH OF THE YEAR

- 1952 Dudley DeGroot (Skyline)
 1958 Marv Levy (Skyline)
 1993 Dennis Franchione (WAC)
 1997 Dennis Franchione (WAC Mountain Division)
 2002 Rocky Long (Mountain West)

CONFERENCE MOST VALUABLE PLAYER

- 1999 Brian Urlacher, FS (Mountain West)

CONFERENCE OFFENSIVE PLAYER OF THE YEAR

- 1964 Stan Quintana, QB (WAC)
 1971 Rocky Long, QB (WAC)
 1978 Mike Williams, RB (WAC Co-MVP)
 1994 Stoney Case, QB (WAC)
 1997 Graham Leigh, QB (WAC)
 2005 DonTrell Moore, RB (Mountain West)

CONFERENCE DEFENSIVE PLAYER OF THE YEAR

- 1963 Eddie Stokes, DL (WAC)
 1972 John Urban, DT (WAC)
 1976 Robin Cole, LB (WAC)
 1982 Johnny Jackson, LB (WAC)

CONFERENCE SPECIAL TEAMS PLAYER OF THE YEAR

- 2006 Kenny Byrd, K (co-player, Mountain West)
 2013 Carlos Wiggins, KR (MW)

CONFERENCE NEWCOMER OF THE YEAR

- 1981 Johnny Jackson, LB (WAC)

CONFERENCE FRESHMAN OF THE YEAR

- 1992 Winslow Oliver, RB (WAC)
 2000 Brandon Ratcliff, S (co-player, MWC)
 2002 DonTrell Moore, RB (MWC)

ALL-CONFERENCE (1st team only)

- (Border 1933-50; Skyline 1951-61;
 Western Athletic 1962-98; Mountain West 1999-current)
 1933 Jack Walton, C
 1934 Ralph Bowyer, E; Guyton Hays, FB; Jack Jones, OG;
 Abdon Paiz, HB
 1935 Ralph Bowyer, E
 1937 Leonard Barlow, G; Bill Dwyer, HB
 1938 John Martel, G; Bill Dwyer, HB
 1939 Jack Henley, E
 1942 Bill Thompson, G
 1946 Louis Cullen, FB
 1947 Rudy Krall, FB
 1948 Rudy Krall, FB
 1951 Roger Cox, DE
 1952 Jack Barger, DT; Don Papini, DG; Larry White, HB
 1953 Larry White, C
 1954 Larry White, C
 1957 Jerry Nesbitt, G
 1958 Don Black, E; Don Perkins, HB
 1959 Ron Beaird, C; Don Black, E; Don Perkins, HB
 1961 Bob Bouyer, G
 1962 Larry Jasper, E; Bobby Santiago, HB; Bucky Stallings, FB;
 Eddie Stokes, C
 1963 Jack Abendschan, G; Eddie Stokes, C; Wayne Tvrdik, T
 1964 Jack Abendschan, G; Stan Quintana, QB
 1965 Bob Bouyer, G; Paul Smith, T
 1967 Emilio Vallez, E
 1968 David Bookert, TB; Ace Hendricks, WR
 1970 Fred Henry, HB; Jay Morrison, DB; Houston Ross, LB;
 Sam Scarber, FB
 1971 Todd Klein, C; Rocky Long, QB; John Urban, OT;
 Tom Walker, OG
 1972 John Urban, OT
 1973 John Woodcock, NT
 1974 Steve Bauer, P; Bob Berg, K; Preston Dennard, SE;
 Greg Jones, DE
 1975 Edgar Bell, OG; Robin Cole, DE; Randy Rich, S;
 Steve Wilson, C
 1976 Robin Cole, DE; Preston Dennard, SE; Dave Green, C;
 Tom Morris, OT; Mike Williams, FB
 1977 Max Hudspeth, S and return specialist; Tom Ryan, C;
 Mike Williams, FB
 1978 Mike Forrest, LB; Ron Hegge, G; Max Hudspeth, return
 specialist; Ricky Martin, SE; Robert Rumbaugh, DT;
 Mike Williams, FB
 1979 Charlie Baker, DE; Sharay Fields, DB; Jimmy Sayers, RB
 1980 Bob Shupyr, LB
 1981 Greg Azar, NT; Jimmie Carter, DE;
 1982 Mike Carter, RB; Jimmie Carter, DE; Ray Hornfeck, FS;
 Johnny Jackson, LB
 1983 Jimmy Carter, DE; Ray Hornfeck, FS; Johnny Jackson, LB
 1984 Johnny Jackson, LB; Willie Tural, RB
 1986 Terance Mathis, WR
 1987 Terance Mathis, WR
 1989 John Bell, DE; Kurt Jensen, C; Terance Mathis, WR
 1990 John Bell, DT
 1991 Kim McCall, LB
 1992 Jesse Becton, LB
 1993 Clint Hall, OT; Eric Jack, CB; Tuli Mateialona, LB;
 Ray Wilson, FS
 1994 Stoney Case, QB; David Sloan, TE
 1995 Winslow Oliver, TB
 1996 Lennox Gordon, TB; Brandon Turner, C;
 1997 Jason Bloom, P; Colby Cason, K; Graham Leigh, QB;
 Ramos McDonald, CB; Scott McGarrahan, S;
 Pascal Volz, WR
 1998 Graham Leigh, QB; Brian Urlacher, FS
 1999 Brian Urlacher, FS
 2000 Brian Johnson, DE
 2001 Vladimir Borombozin, K; Gary Davis, LB; Brian Johnson, DE
 2002 DonTrell Moore, RB; Charles Moss, LB; Brandon Ratcliff, S
 2003 Ryan Cook, C; Jason Lenzmeier, OT; DonTrell Moore, RB;
 Brandon Ratcliff, S; D.J. Renteria, DE; Claude Terrell, OG;
 Wes Zunker, K
 2004 Ryan Cook, C; DonTrell Moore, RB; Marcus Parker, NT;
 Brandon Payne, CB; Nick Speegle, LB; Claude Terrell, OT
 2005 Hank Baskett, WR; Ryan Cook, C; Gabriel Fulbright, CB;
 Mike Mohoric, LB; DonTrell Moore, RB;

Evroy Thompson, DE; Robert Turner, OG
 2006 Quincy Black, S; Travis Brown, WR; Kenny Byrd, K;
 Rodney Ferguson, RB; Robert Turner, OG
 2007 Travis Brown, WR; Devin Clark, OT; Tyler Donaldson, DE;
 Rodney Ferguson, RB; Vince Natali, C; Marcus Smith, WR;
 John Sullivan, K; DeAndre Wright, CB
 2008 Glover Quin, CB
 2009 Erik Cook, C; Carmen Messina, LB; Adam Miller, P
 2010 Lucas Reed, TE
 2011 Carmen Messina, LB
 2013 Ben Skaer, P; Carlos Wiggins, KR
 2014 LaMar Bratton, OL; Dakota Cox, LB
 2017 Corey Bojorquez, P

ALL-AMERICAN BOWL (Tampa, Fla.)

1962 George Heard, DE
 1970 Sam Scarber, RB
 1972 Fred Henry, RB

ALL-AMERICAN BOWL (Tallahassee, Fla.)

1991 Kurt Jensen, C

BLUE-GRAY GAME (Montgomery, Ala.)

1976 Steve Myer, QB
 1978 Max Hudspeth, DB
 1994 Stoney Case, QB (MVP); David Sloan, TE;
 Manley Woods, WR
 1995 Art Celestine, CB; Winslow Oliver, TB
 1996 Brandon Turner, C
 1998 Graham Leigh, QB
 2000 Mike Barnett, LB
 2001 Holmon Wiggins, RB

CASINO DEL SOL GAME (Tucson, Ariz.)

2012 Carmen Messina, LB

COACHES ALL-AMERICAN GAME (Lubbock, Texas)

1976 Bob Berg, K
 1976 Steve Myer, QB (Game MVP)

COLLEGE ALL-STAR GAME (Chicago, Ill.)

1960 Don Perkins, RB
 1966 Stan Quintana, DB

EAST-WEST SHRINE GAME (numerous sites)

1928 John Dolzadelli, RB
 1930 Manny Foster, OT
 1939 Bill Dwyer, HB
 1963 Wayne Tvrdik, DT
 1966 Stan Quintana, QB-DB
 1972 Rudy Feldman, Asst. Coach (West); George Oakes, DT;
 John Urban, OT
 1976 Steve Myer, QB
 1977 Andy Frederick, DT; Robin Cole, DE
 1989 Rick Walsh, K
 1991 Kurt Jensen, C
 1997 Brandon Turner, C
 2002 Jarrod Baxter, RB
 2005 Claude Terrell, OT
 2006 DonTrell Moore, TB; Adrian Byrd, FB
 2007 Quincy Black, S; Robert Turner, OG
 2008 Travis Brown, WR
 2009 Glover Quin, CB
 2013 Lucas Reed, TE
 2014 Dillon Farrell, C

GRIDIRON CLASSIC (Orlando, Fla.)

1999 Graham Leigh, QB
 2004 Calvin McDonald, OT

HULA BOWL (Honolulu, Hawai'i)

1978 Max Hudspeth, DB
 1990 Terance Mathis, WR
 1996 Winslow Oliver, TB (MVP)

1999 Jason Bloom, P
 2001 Joe Maese, Deep Snapper
 2004 Jason Lenzmeier, OT; D.J. Renteria, DE

JAPAN BOWL (Tokyo, Japan)

1976 Steve Myer, QB

LAS VEGAS ALL-AMERICAN CLASSIC

2004 Dwight Counter, WR; Brandon Ratcliff, S;
 Billy Strother, LB; Sidney Wiley, S
 2005 Brandon Payne, CB; Nick Speegle, LB
 2006 Terrance Pennington, OT

MAGNOLIA CLASSIC (Jackson, Miss.)

2005 Mike Mohoric, LB; Marcus Parker, NT; Terrance Pennington, OT

NFLPA Collegiate Bowl (Carson, Calif.)

2013 Evan Jacobsen, LS
 2015 Jhurrell Pressley, RB
 2016 Teriyon Gipson, RB

NORTH-SOUTH ALL-STAR CLASSIC (Houston)

2007 Kenny Byrd, K

NORTH-SOUTH SHRINE GAME (Miami, Fla.)

1970 Sam Scarber, RB
 1971 John Shipkowski, OT
 1972 Fred Henry, RB

PARADISE BOWL (St. George, Utah)

2002 Mohammed Konte, LB; Stephen Persley, CB

SENIOR BOWL (Mobile, Ala.)

1966 Stan Quintana, QB-DB
 1981 Brad Wright, QB
 1982 Robin Gabriel, QB
 1990 Terance Mathis, WR
 1991 Ron Shipley, OT
 1995 David Sloan, TE
 1996 Art Celestine, CB
 1998 Ramos McDonald, CB
 2000 Brian Urlacher, LB (team defensive MVP)
 2002 Jarrod Baxter, RB
 2006 Hank Baskett, WR; Ryan Cook, C
 2008 Marcus Smith, WR

TEXAS VS. THE NATION (El Paso, Texas)

2007 Bo Greer, OG
 2008 Travis Brown, WR; Devin Clark, OT
 2010 Erik Cook, C

TROPICAL BOWL (Daytona Beach, Fla.)

2016 Nias Martin, DB; Lee Crosby, DB

RETIRED NUMBERS

40 Mike Williams
 42 Bobby Santiago
 43 Don Perkins
 44 Brian Urlacher

YEAR-BY-YEAR AT DREAMSTYLE STADIUM

Year	G	Record	Attendance	Average
1960.....	6.....	3-3	101,776	16,963
1961.....	6.....	5-1	102,111	17,019
1962.....	5.....	5-0	118,648	23,730
1963.....	6.....	4-2	125,822	20,970
1964.....	6.....	5-1	132,463	22,077
1965.....	6.....	2-4	122,762	20,460
1966.....	5.....	1-4	85,305	17,061
1967.....	6.....	1-5	72,972	14,504
1968.....	5.....	0-5	58,884	11,777
1969.....	5.....	2-3	72,972	14,594
1970.....	5.....	4-1	67,636	13,527
1971.....	6.....	3-2-1	120,389	20,064
1972.....	5.....	1-4	88,554	17,710
1973.....	5.....	3-2	77,766	15,553
1974.....	6.....	2-3-1	102,956	17,159
1975.....	6.....	4-2	98,624	17,437
1976.....	5.....	2-3	104,653	20,930
1977.....	5.....	3-2	87,858	17,571
1978.....	6.....	3-3	99,504	16,584
1979.....	6.....	4-2	125,443	20,907
1980.....	5.....	2-3	89,242	17,848
1981.....	5.....	2-2-1	82,014	16,402
1982.....	6.....	5-1	139,414	23,236
1983.....	5.....	4-1	95,621	19,124
1984.....	6.....	3-3	128,587	21,431
1985.....	5.....	1-4	98,762	19,752
1986.....	5.....	3-2	79,845	15,969
1987.....	4.....	0-4	62,515	15,629
1988.....	6.....	1-5	68,305	11,384
1989.....	5.....	2-3	103,628	20,726
1990.....	5.....	1-4	78,233	15,647
1991.....	5.....	2-3	79,112	15,822
1992.....	6.....	3-3	115,479	19,247
1993.....	6.....	4-2	151,844	25,307
1994.....	5.....	2-3	134,239	26,848
1995.....	7.....	3-4	177,683	25,383
1996.....	6.....	4-2	147,982	23,585
1997.....	6.....	5-1	183,972	30,662
1998.....	6.....	2-4	158,838	26,473
1999.....	6.....	3-3	150,664	25,111
2000.....	6.....	3-3	141,935	23,656
2001.....	6.....	4-2	187,608	31,268
2002.....	6.....	5-1	183,074	30,512
2003.....	7.....	5-2	245,891	35,127
2004.....	5.....	3-2	186,408	37,282
2005.....	5.....	2-3	191,707	38,341
2006.....	8.....	3-5	234,542	29,318
2007.....	7.....	6-1	208,259	29,751
2008.....	6.....	3-3	178,275	29,712
2009.....	6.....	1-5	161,661	26,944
2010.....	6.....	1-5	125,330	20,888
2011.....	6.....	1-5	120,160	20,027
2012.....	6.....	2-4	133,840	22,307
2013.....	6.....	2-4	141,220	23,537
2014.....	6.....	1-5	131,624	21,937
2015.....	8.....	5-3	188,224	23,528
2016.....	7.....	6-1	141,938	20,277
2017.....	6.....	2-4	127,161	21,194
Totals (58 yrs) ..	334	164-167-3	7,323,906	21,927

LARGEST HOME CROWDS

ATTEN.	DATE	OPPONENT	SCORE
44,760	Sept. 17, 2005	New Mexico State	W, 38-21
44,075	Sept. 27, 2003	New Mexico State	W, 24-7
41,771	Sept. 1, 2001	UTEP	W, 26-6
41,003	Sept. 8, 2007	New Mexico State	W, 44-34
40,182	Oct. 1, 2004	Utah	L, 28-7
39,233	Oct. 8, 2005	BYU	L, 27-24
38,746	Sept. 11, 2004	Texas Tech	W, 27-24
37,533	Sept. 5, 2005	UNLV	W, 24-22
37,287	Oct. 23, 2004	San Diego State	W, 19-9
37,156	Oct. 18, 1997	Rice	L, 35-23

LARGEST ROAD CROWDS

ATTEN.	DATE	SITE	SCORE
100,990	Sept. 8, 2012	Austin, Texas	Texas 45, UNM 0
93,875	Sept. 6, 1986	Knoxville, Tenn.	Tennessee 35, UNM 21
89,792	Sept. 16, 1983	Knoxville, Tenn.	Tennessee 31, UNM 6
75,902	Oct. 5, 1985	Lincoln, Neb.	Nebraska 38, UNM 7
72,578	Oct. 21, 1989	Gainesville, Fla.	Florida 28, UNM 21
73,887	Sept. 5, 2009	College Station, Texas	Texas A&M 41, UNM 6
66,086	Oct. 27, 1990	Provo, Utah	BYU 55, UNM 31
64,740	Oct. 15, 1983	Provo, Utah	BYU 66, UNM 21
64,385	Sept. 13, 1986	Provo, Utah	BYU 31, UNM 30
64,118	Nov. 7, 1998	Provo, Utah	BYU 46, UNM 21



Year	Date	Opponent	Score
1892	Oct. 7	Albuquerque High School	L 0-5
1893	Nov. 18	Albuquerque High School	W 4-0
1894	Oct. 27	Albuquerque Indian School.....	L 0-4
1895-98		No Varsity	
1899	Nov. 11	Albuquerque High School	W 5-0
1900		No Varsity	
1901	Nov. 9	Albuquerque High School	T 0-0
1902		No Varsity	
1903	Oct. 3	Albuquerque Minors	W 8-0
1904	Oct. 18	Menaul High School	W 11-0
1905	Oct. 7	Menaul High School	T 5-5
1906	Oct. 13	Albuquerque Indian School.....	W 27-5
1907	Oct. 21	Albuquerque Indian School.....	W 44-0
1908	Oct. 24	Albuquerque Indian School.....	W 33-0
1909	Oct. 15	El Paso Military	W 15-0
1910	Oct. 21	New Mexico Mines	L 0-9
1911	Nov. 5	New Mexico Military.....	T 0-0
1912	Nov. 9	Albuquerque Indian School.....	L 6-7
1913	Oct. 18	Menaul High School	W 28-0
1914	Oct. 31	Albuquerque Indian School.....	W 46-0
1915	Oct. 30	New Mexico Military.....	L 3-6
1916	Oct. 14	Colorado School of Mines.....	L 0-23
1917	Oct. 20	Menaul High School	W 38-0
1918		No Varsity	
1919	Oct. 18	New Mexico Mines	W 55-0
1920	Oct. 30	Fort Bliss	W 12-0
1921	Nov. 12	Fort Bliss	W 35-0
1922	Sept. 30	Albuquerque Indian School.....	W 33-0
1923	Sept. 29	New Mexico Highlands	W 82-7
1924	Oct. 11	Montezuma College	W 56-0
1925	Oct. 10	Montezuma College	W 10-0
1926	Oct. 2	New Mexico Mines	W 20-0
1927	Oct. 1	New Mexico Mines	W 35-0
1928	Sept. 29	New Mexico Mines	W 45-0
1929	Oct. 5	New Mexico Mines	W 46-0
1930	Oct. 11	New Mexico Highlands	W 45-0
1931	Oct. 24	Occidental	W 14-0
1932	Oct. 8	Northern Arizona	W 6-0
1933	Oct. 6	Northern Arizona	L 0-14
1934	Sept. 29	New Mexico Highlands	W 76-7
1935	Sept. 21	Western New Mexico.....	W 46-0
1936	Sept. 26	Western New Mexico.....	L 0-6
1937	Sept. 25	Western New Mexico.....	W 14-0
1938	Sept. 23	Western New Mexico.....	W 40-0
1939	Sept. 22	Western New Mexico.....	W 29-7
1940	Oct. 4	Western New Mexico.....	W 28-0
1941	Sept. 26	Northern Arizona	W 12-6
1942	Sept. 19	Kirtland Air Force Base.....	W 7-6
1943	Oct. 2	Kirtland Air Force Base.....	W 19-13
1944	Sept. 16	Amarillo Air Force Base.....	L 2-21
1945	Sept. 22	Eastern New Mexico	W 78-0
1946	Sept. 21	Northern Arizona	W 12-7
1947	Sept. 27	Arizona State.....	L 12-25
1948	Oct. 9	New Mexico State	W 61-0
1949	Sept. 24	Wyoming.....	L 14-41
1950	Sept. 23	Northern Arizona	W 78-0
1951	Sept. 22	Northern Arizona	W 55-6
1952	Oct. 4	New Mexico State	W 23-0
1953	Oct. 3	Brigham Young	T 12-12
1954	Oct. 2	Utah State	L 0-6
1955	Sept. 17	New Mexico State	W 14-7
1956	Sept. 29	Utah State	W 27-19

Year	Date	Opponent	Score
1957	Sept. 21	New Mexico State	W 25-7
1958	Oct. 4	Montana	W 44-16
1959	Sept. 19	New Mexico State	L 12-29
1960	Sept. 17	University of Mexico	W 77-6
1961	Sept. 23	New Mexico State	W 41-7
1962	Sept. 15	New Mexico State	W 28-17
1963	Sept. 28	Texas-El Paso	W 23-7
1964	Sept. 26	Montana	W 20-0
1965	Sept. 25	Texas-El Paso	L 14-35
1966	Sept. 17	Utah State	W 17-8
1967	Sept. 16	Idaho State	W 24-3
1968	Sept. 14	Colorado State	L 13-21
1969	Sept. 27	Texas-El Paso	L 6-21
1970	Sept. 19	Iowa State	L 3-32
1971	Sept. 25	Iowa State	L 20-44
1972	Sept. 16	New Mexico State	W 55-20
1973	Sept. 15	New Mexico State	W 48-6
1974	Sept. 14	Colorado State	W 32-23
1975	Sept. 13	Fresno State	W 29-0
1976	Sept. 25	Texas Tech	L 16-20
1977	Oct. 8	Arizona State.....	L 24-45
1978	Sept. 23	Nevada-Las Vegas	W 24-0
1979	Sept. 1	Louisiana Tech.....	W 34-0
1980	Sept. 6	Brigham Young.....	W 25-21
1981	Sept. 26	Air Force.....	W 27-10
1982	Sept. 11	Texas Tech	W 14-0
1983	Sept. 3	Utah	W 17-7
1984	Sept. 8	New Mexico State	W 61-21
1985	Sept. 28	Air Force.....	L 12-49
1986	Sept. 27	San Diego State	L 34-38
1987	Sept. 26	Brigham Young.....	L 25-45
1988	Sept. 3	Fresno State	L 21-68
1989	Sept. 2	Brigham Young.....	L 3-24
1990	Sept. 15	Arizona.....	L 10-25
1991	Sept. 21	Nevada-Las Vegas	L 22-23
1992	Sept. 5	TCU.....	W 24-7
1993	Sept. 4	Brigham Young.....	L 31-34
1994	Sept. 10	TCU.....	L 29-44
1995	Sept. 2	Northern Arizona	W 45-21
1996	Sept. 7	Northern Arizona	W 49-33
1997	Aug. 30	Northern Arizona	W 33-10
1998	Sept. 5	Idaho State.....	W 38-9
1999	Sept. 11	New Mexico State	L 28-35
2000	Sept. 2	Boise State	L 14-31
2001	Sept. 1	UTEP.....	W 26-6
2002	Aug. 31	Weber State	W 38-24
2003	Aug. 30	Texas State-San Marcos.....	W 72-8
2004	Sept. 3	Washington State.....	L 17-21
2005	Sept. 5	UNLV	W 24-22
2006	Sept. 2	Portland State	L 6-17
2007	Sept. 8	New Mexico State	W 44-34
2008	Aug. 30	TCU.....	L 3-26
2009	Sept. 12	Tulsa	L 10-44
2010	Sept. 11	Texas Tech	L 17-52
2011	Sept. 3	Colorado State	L 10-14
2012	Sept. 1	Southern	W 66-21
2013	Aug. 31	UTSA	L 13-21
2014	Aug. 30	UTEP.....	L 24-31
2015	Sept. 5	Mississippi Valley State	W 66-0
2016	Sept. 1	South Dakota	W 48-21
2017	Sept. 2	Abilene Christian.....	38-14

Record: 76-39-4 (.655)

Year	Date	Opponent	Score	Year	Date	Opponent	Score
1892	Oct. 7	Albuquerque High School	L 0-5	1959	Sept. 19	New Mexico State	L 12-29
1893	Nov. 18	Albuquerque High School	W 4-0	1960	Sept. 17	University of Mexico	W 77-6
1894	Oct. 27	Albuquerque Indian School.....	L 0-4	1961	Sept. 23	New Mexico State	W 41-7
1895-98		No Varsity		1962	Sept. 15	New Mexico State	W 28-17
1899	Nov. 11	Albuquerque High School	W 5-0	1963	Sept. 28	Texas-El Paso	W 23-7
1900		No Varsity		1964	Sept. 19	at Utah	L 0-16
1901	Nov. 9	Albuquerque High School	T 0-0	1965	Sept. 25	Texas-El Paso	L 14-35
1902		No Varsity		1966	Sept. 17	Utah State	W 17-8
1903	Oct. 3	Albuquerque Minors	W 8-0	1967	Sept. 16	Idaho State	W 24-3
1904	Oct. 18	Menaul High School	W 11-0	1968	Sept. 14	Colorado State	L 13-21
1905	Oct. 7	Menaul High School	T 5-5	1969	Sept. 20	at Army	L 14-31
1906	Oct. 13	Albuquerque High School	W 28-5	1970	Sept. 19	Iowa State	L 3-32
1907	Oct. 21	Albuquerque Indian School.....	W 44-0	1971	Sept. 18	at Texas Tech	W 13-10
1908	Oct. 24	Albuquerque Indian School.....	W 33-0	1972	Sept. 16	New Mexico State	W 55-20
1909	Oct. 1	at El Paso Military	L 0-11	1973	Sept. 15	New Mexico State	W 48-6
1910	Oct. 21	New Mexico Mines	L 0-9	1974	Sept. 14	Colorado State	W 32-23
1911	Oct. 29	at El Paso Military	L 0-6	1975	Sept. 13	Fresno State	W 29-0
1912	Nov. 2	at New Mexico Military.....	L 0-20	1976	Sept. 18	at Texas-El Paso	W 25-7
1913	Oct. 18	Menaul High School	W 28-0	1977	Sept. 10	at Hawai'i	W 35-26
1914	Oct. 23	at New Mexico Military.....	L 3-12	1978	Sept. 9	at Hawai'i	L 16-22
1915	Oct. 30	New Mexico Military.....	L 3-6	1979	Sept. 1	Louisiana Tech.....	W 34-0
1916	Oct. 7	at Colorado College.....	L 2-47	1980	Sept. 6	Brigham Young.....	W 25-21
1917	Oct. 20	Menaul High School	W 38-0	1981	Sept. 5	Houston	L 10-21
1918		No Varsity		1982	Sept. 4	at Wyoming.....	W 41-20
1919	Oct. 18	New Mexico Mines	W 55-0	1983	Sept. 3	Utah	W 17-7
1920	Oct. 16	at Colorado College.....	L 3-42	1984	Sept. 8	New Mexico State	W 61-21
1921	Oct. 15	at Colorado College.....	L 0-7	1985	Sept. 7	at Texas Tech	L 31-32
1922	Sept. 30	Albuquerque Indian School.....	W 33-0	1986	Sept. 6	at Tennessee	L 21-35
1923	Sept. 29	New Mexico Highlands	W 82-7	1987	Sept. 5	at Utah	L 20-24
1924	Oct. 11	Montezuma College	W 56-0	1988	Sept. 3	Fresno State	L 21-68
1925	Oct. 3	at Colorado College.....	T 0-0	1989	Sept. 2	Brigham Young.....	L 3-24
1926	Oct. 2	New Mexico Mines	W 20-0	1990	Sept. 1	at New Mexico State	W 29-12
1927	Oct. 1	New Mexico Mines	W 35-0	1991	Aug. 31	at Texas-El Paso	L 19-35
1928	Sept. 29	New Mexico Mines	W 45-0	1992	Sept. 5	TCU.....	W 24-7
1929	Oct. 5	New Mexico Mines	W 46-0	1993	Sept. 4	Brigham Young.....	L 31-34
1930	Oct. 4	at Oklahoma	L 0-47	1994	Sept. 3	at Texas Tech	L 31-37
1931	Oct. 17	at New Mexico Military.....	W 25-0	1995	Sept. 2	Northern Arizona	W 45-21
1932	Oct. 8	Northern Arizona	W 6-0	1996	Aug. 29	at New Mexico State	W 28-7
1933	Oct. 6	Northern Arizona	L 0-14	1997	Aug. 30	Northern Arizona	W 33-10
1934	Sept. 29	New Mexico Highlands	W 76-7	1998	Sept. 5	Idaho State.....	W 38-9
1935	Sept. 21	Western New Mexico.....	W 46-0	1999	Sept. 4	at Texas-El Paso	L 10-13
1936	Sept. 26	Western New Mexico.....	L 0-6	2000	Aug. 26	at Texas Tech	L 3-24
1937	Sept. 25	Western New Mexico.....	W 14-0	2001	Sept. 1	UTEP.....	W 26-6
1938	Sept. 23	Western New Mexico.....	W 40-0	2002	Aug. 24	at North Carolina State	L 14-34
1939	Sept. 22	Western New Mexico.....	W 29-7	2003	Aug. 30	Texas State-San Marcos.....	W 72-8
1940	Sept. 28	at Wyoming.....	L 3-7	2004	Sept. 3	Washington State.....	L 17-21
1941	Sept. 25	Northern Arizona	W 12-6	2005	Sept. 5	UNLV	W 24-22
1942	Sept. 19	Kirtland Air Force Base.....	W 7-6	2006	Sept. 2	Portland State	L 6-17
1943	Sept. 25	at Colorado College.....	L 7-20	2007	Sept. 1	at UTEP	L 6-10
1944	Sept. 16	Amarillo Air Force Base	L 2-21	2008	Aug. 30	TCU.....	L 3-26
1945	Sept. 22	Eastern New Mexico	W 78-0	2009	Sept. 5	at Texas A&M	L 6-41
1946	Sept. 21	Northern Arizona	W 12-7	2010	Sept. 4	at Oregon	L 0-72
1947	Sept. 27	Arizona State.....	L 12-25	2011	Sept. 3	Colorado State	L 14-10
1948	Sept. 25	at Colorado	W 9-6	2012	Sept. 1	Southern	W 66-21
1949	Sept. 24	Wyoming.....	L 14-41	2013	Aug. 31	UTSA	L 13-21
1950	Sept. 23	Northern Arizona	W 78-0	2014	Aug. 30	UTEP.....	L 24-31
1951	Sept. 22	Northern Arizona	W 55-6	2015	Sept. 5	Mississippi Valley State	W 66-0
1952	Sept. 27	at Brigham Young.....	L 10-14	2016	Sept. 1	South Dakota	W 48-21
1953	Sept. 26	at Utah State	L 0-6	2017	Sept. 2	Abilene Christian.....	W 38-14
1954	Sept. 18	at Brigham Young.....	W 21-12	Overall Record:			67-49-3 (.576)
1955	Sept. 17	New Mexico State	W 14-7	Home Record:			56-23-2 (.704)
1956	Sept. 22	at New Mexico State	W 14-6	Away Record:			11-26-1 (.303)
1957	Sept. 21	New Mexico State	W 25-7				
1958	Sept. 20	at New Mexico State	W 16-7				

Year	Date	Opponent	Score
1925	Nov. 7	Arizona.....	L 0-24
1926	Oct. 23	Texas-El Paso.....	W 19-7
1927	Nov. 5	Arizona.....	W 7-6
1928	Oct. 27	New Mexico State.....	W 14-13
1929	Nov. 23	Arizona.....	L 0-6
1930	Nov. 8	New Mexico State.....	L 6-14
1931	Nov. 14	Arizona.....	T 7-7
1932	Oct. 22	New Mexico State.....	T 7-7
1933	Nov. 11	Arizona.....	W 7-0
1934	Nov. 17	New Mexico State.....	W 12-6
1935	Nov. 23	Arizona.....	L 6-38
1936	Nov. 14	New Mexico State.....	L 6-7
1937	Nov. 13	Arizona.....	L 0-23
1938	Nov. 12	New Mexico State.....	W 6-2
1939	Nov. 25	Arizona.....	W 7-6
1940	Nov. 9	New Mexico State.....	W 39-6
1941	Oct. 18	Arizona.....	L 6-31
1942	Nov. 14	West Texas State.....	L 7-13
1943	Oct. 16	Northern Arizona.....	W 21-6
1944	Sept. 30	Colorado College.....	L 7-25
1945	Nov. 10	Utah.....	L 20-21
1946	Nov. 16	Arizona.....	T 13-13
1947	Nov. 22	Texas Tech.....	L 20-26
1948	Nov. 6	Arizona.....	L 6-14
1949	Nov. 19	Texas Tech.....	L 0-27
1950	Nov. 4	Arizona.....	L 0-38
1951	Nov. 17	Brigham Young.....	W 34-0
1952	Nov. 1	Arizona.....	L 7-13
1953	Oct. 31	Denver.....	W 20-18
1954	Nov. 6	Montana.....	W 20-14
1955	Oct. 29	Denver.....	L 6-33
1956	Nov. 17	Montana.....	W 14-13
1957	Nov. 2	Denver.....	L 0-19
1958	Oct. 18	Arizona.....	W 33-13
1959	Oct. 31	Denver.....	W 42-0
1960	Nov. 19	Montana.....	W 24-7
1961	Nov. 4	Utah.....	W 21-16
1962	Oct. 13	Utah State.....	W 14-13
1963	Nov. 16	Air Force.....	L 8-30
1964	Nov. 14	Colorado State.....	W 42-0
1965	Nov. 20	Iowa State.....	W 10-9
1966	Nov. 5	Colorado State.....	L 6-45
1967	Oct. 14	Arizona State.....	L 23-56
1968	Oct. 19	San Jose State.....	L 24-55
1969	Nov. 15	Wyoming.....	W 24-12
1970	Oct. 17	New Mexico State.....	W 24-17
1971	Nov. 6	Utah.....	W 57-39
1972	Nov. 4	San Jose State.....	L 7-14
1973	Nov. 10	Utah.....	L 35-36
1974	Oct. 12	San Jose State.....	L 11-13
1975	Oct. 18	Utah.....	W 27-23
1976	Oct. 30	New Mexico State.....	L 7-16
1977	Oct. 15	Wichita State.....	W 22-17

Year	Date	Opponent	Score
1978	Oct. 14	Texas Tech.....	L 23-36
1979	Oct. 6	San Diego State.....	L 7-35
1980	Oct. 11	Colorado State.....	L 26-31
1981	Oct. 10	Texas-El Paso.....	W 26-3
1982	Oct. 23	New Mexico State.....	W 66-14
1983	Nov. 5	Wyoming.....	W 17-10
1984	Oct. 13	Colorado State.....	L 10-16
1985	Oct. 26	Hawai'i.....	L 17-27
1986	Oct. 11	Texas-El Paso.....	W 24-22
1987	Oct. 10	Hawai'i.....	L 31-41
1988	Oct. 8	Utah.....	L 27-33
1989	Oct. 28	Wyoming.....	L 23-24
1990	Sept. 22	Texas Tech.....	L 33-34
1991	Sept. 28	New Mexico State.....	W 17-10
1992	Oct. 3	San Diego State.....	L 21-49
1993	Oct. 2	Hawai'i.....	W 41-14
1994	Nov. 5	Utah.....	W 23-21
1995	Sept. 30	Air Force.....	L 24-27
1996	Sept. 28	TCU.....	W 27-7
1997	Oct. 4	SMU.....	W 22-15
1998	Oct. 10	Texas-El Paso.....	L 19-22
1999	Oct. 30	UNLV.....	W 27-6
2000	Sept. 23	Northern Arizona.....	W 35-38
2001	Oct. 27	Air Force.....	W 52-33
2002	Oct. 26	Utah.....	W 42-35 (2OT)
2003	Oct. 4	Utah State.....	W 34-7
2004	Oct. 23	San Diego State.....	W 19-9
2005	Oct. 8	BYU.....	L 24-27
2006	Oct. 7	Wyoming.....	L 10-14
2007	Sept. 29	BYU.....	L 24-31
2008	Oct. 4	Wyoming.....	W 24-0
2009	Oct. 24	UNLV.....	L 17-34
2010	Oct. 2	UTEP.....	L 20-38
2011	Sept. 24	Sam Houston State.....	L 45-48 (OT)
2012	Oct. 6	Texas State.....	W 35-14
2013	Sept. 28	UNLV.....	L 42-56
2014	Sept. 26	Fresno State.....	L 24-35
2015	Oct. 17	Hawai'i.....	W 28-27
2016	Oct. 1	San Jose State.....	W 48-41
2017	Sept. 30	Air Force.....	W 56-38

HOMECOMING RECORD BREAKDOWN

All Games: 45-45-3 (.500)
 vs. Air Force: 2-2
 vs. Arizona: 4-8-2
 vs. Arizona State: 0-1
 vs. Brigham Young: 1-2
 vs. Colorado College: 0-1
 vs. Colorado State: 1-3
 vs. Denver: 2-2
 vs. Fresno State: 0-1
 vs. Hawai'i: 2-2
 vs. Iowa State: 1-0
 vs. Montana: 3-0
 vs. New Mexico State: 7-3-1
 vs. Northern Arizona: 2-0

vs. Sam Houston State: 0-1
 vs. San Diego State: 1-2
 vs. San Jose State: 1-3
 vs. SMU: 1-0
 vs. TCU: 1-0
 vs. Texas-El Paso: 3-2
 vs. Texas State: 1-0
 vs. Texas Tech: 0-4
 vs. UNLV: 1-2
 vs. Utah: 4-4
 vs. Utah State: 2-0
 vs. West Texas State: 0-1
 vs. Wichita State: 1-0
 vs. Wyoming: 3-2

Note: According to The Mirage, UNM's yearbook, homecoming games between 1925-41 were always played against either New Mexico State or Arizona. The exception was 1926 when a field conflict prevented UNM from hosting either team.

INDIVIDUAL					KICKOFF RETURNS			TOTAL OFFENSE		
Year	Name	NCAA	Yds.	YPG	Year	Name	NCAA	Year	NCAA	Avg.
RUSHING					1950	Chuck Hill	1st	1971	2nd	468.1
1957	Don Perkins	11th	744	74.4	1951	Chuck Hill	1st	1978	17th	400.6
1959	Billy Brown	5th	753	75.3	1959	Don Perkins	---	1986	4th	439.1
1970	Sam Scarber	21st	961	96.1	1966	Ken Wagner	---	1994	6th	472.0
1976	Mike Williams	10th	1,240	112.7	1967	Joe Casas	1st	SCORING OFFENSE		
1977	Mike Williams	19th	1,096	109.6	1987	Terance Mathis	20th	Year	NCAA	Avg.
1978	Mike Williams	51st	1,014	84.5	1995	Winslow Oliver	2nd	2016	23rd	36.7
2003	DonTrell Moore	15th	1,450	111.5	2000	Larry Davis	---	RUSHING DEFENSE		
2005	DonTrell Moore	10th	1,298	118.0	2006	DeAndre Wright	---	Year	NCAA	Avg.
2006	Rodney Ferguson	23rd	1,234	94.9	2012	Chase Clayton	5th	1952	---	114.6
2016	Teriyon Gipson	18th	1,269	115.4	2013	Carlos Wiggins	5th	1953	---	145.1
RUSHING YARDS PER CARRY					PUNT RETURNS			1982	13th	104.1
Year	Name	NCAA	YPG		Year	Name	NCAA	1983	18th	116.4
2016	Teriyon Gipson	1st	8.75		1953	Bobby Lee	3rd	2001	5th	87.4
2016	Tyrone Owens	2nd	8.01		1958	Billy Brown	---	2003	5th	86.1
PASSING YARDS					1959	Tony Gray	---	2004	17th	108.2
Year	Name	NCAA	Yds.		1975	Randy Rich	7th	PASSING DEFENSE		
1967	Terry Stone	1st	1,946		1977	Max Hudspeth	4th	Year	NCAA	Avg.
1975	Steve Myer	2nd	2,501		2008	Ian Clark	2nd	1956	---	74.7
PASSING EFFICIENCY					TACKLES			1962	1st	56.8
Year	Name	NCAA	Eff.		Year	Name	NCAA	1963	---	86.3
1986	Ned James	10th	141.6		1993	Ray Wilson, FS	---	1964	15th	82.9
1997	Graham Leigh	8th	153.6		1998	Brian Urlacher, FS	---	1980	---	145.1
TOTAL OFFENSE					1999	Brian Urlacher, FS	---	1981	---	162.7
Year	Name	NCAA	Yds		2009	Carmen Messina, LB	1st	1989	---	202.3
1975	Steve Myer	3rd	215.4		2010	Carmen Messina, LB	27th	TOTAL DEFENSE		
1978	Brad Wright	5th	200.3		2011	Carmen Messina, LB	T6th	Year	NCAA	Avg.
1994	Stoney Case	3rd	304.1		2014	Dakota Cox, LB	1st	1952	14th	218.0
1998	Graham Leigh	19th	242.0		SACKS			1962	17th	207.3
FIELD GOALS					Year	Name	NCAA	1964	20th	210.5
Year	Name	Rank	FGM/A	Avg.	1992	Jesse Becton, LB	---	1980	---	300.2
1997	Colby Cason	2nd	21-30	1.75	2000	Brian Johnson, DE	---	1981	---	290.5
2006	Kenny Byrd	12th	19-23	1.46	2001	Gary Davis, LB	---	1983	18th	298.1
2007	John Sullivan	1st	29-35	2.42	2003	Daniel Keglner, DE	---	SCORING DEFENSE		
RECEIVING (Receptions)					TACKLES FOR LOSS			Year	NCAA	Avg.
Year	Name	NCAA	No.	RPG	Year	Name	NCAA	2004	20th	18.7
1975	Preston Dennard, WR	3rd	59	5.4	2003	Zach Rupp, DE	---	TIME OF POSSESSION		
1987	Terance Mathis, WR	5th	73	6.6	2009	Johnathan Rainey, DE	T24th	Year	NCAA	Avg.
1989	Terance Mathis, WR	4th	88	7.3	FUMBLES CAUSED			2012	2nd	33:47
1990	Eric Morgan, WR	3rd	80	6.7	Year	Name	NCAA	2016	6th	33:54
1991	Carl Winston, WR	5th	76	6.3	1993	Eric Jack, CB	---	SACKS		
1999	Martinez Williams, WR	T35th	50	5.4	1999	Brian Urlacher, FS	---	Year	NCAA	No.
2007	Marcus Smith, WR	T15th	91	7.0	2004	Josh Bazinet, S	---	1992	---	40
2011	Ty Kirk, WR	61st	47	5.2	2008	Zach Arnett, LB	T1st	2000	---	50
RECEIVING (Total Yards)					FUMBLES RECOVERED			2001	---	26
Year	Name	NCAA	No.	Yds	Year	Name	NCAA	2002	---	38
1967	Ace Hendricks, TE	---	67	1,094	1993	Eric Jack, CB	---	2003	---	39
1975	Preston Dennard, WR	---	59	962	1994	Charles Butler, CB	---	2004	---	42
1986	Terance Mathis, WR	---	53	955	1999	Brian Urlacher, FS	---	TURNOVER MARGIN		
1987	Terance Mathis, WR	---	73	1,132	2004	Fola Fashola, LB	---	Year	NCAA	Mar.
1991	Carl Winston, WR	---	76	1,177	2017	Jake Rothschilder, S	4th	1996	13th	+0.91
1997	Pascal Volz, WR	9th	69	1,229	INTERCEPTIONS			2000	22nd	+0.67
2007	Marcus Smith, WR	T24th	91	1,125	Year	Name	NCAA	NET PUNTING		
ALL-PURPOSE YARDS					1976	Max Hudspeth, FS	4th	Year	NCAA	Avg.
Year	Name	NCAA	YPG		1978	Doug Smith, FS	11th	1954	1st	42.6
1989	Terance Mathis, WR	5th	178.2		1979	Sharay Fields, CB	2nd	1993	1st	41.8
1994	Winslow Oliver, TB	14th	139.7		2004	Brandon Payne, CB	T4th	2017	6th	42.0
1995	Winslow Oliver, TB	6th	173.6		2005	Gabriel Fulbright, CB	T9th	KICKOFF RETURNS		
2003	DonTrell Moore, TB	35th	125.1		2008	Glover Quin, CB	T19th	Year	NCAA	Avg.
2013	Carlos Wiggins, KR/WR	20th	141.9		PASSES DEFENDED			1959	3rd	25.6
SCORING					Year	Name	NCAA	1993	5th	25.9
Year	Name	NCAA	Pts.	Avg.	2004	Brandon Payne, CB	1st	1995	1st	27.1
1958	Don Black, WR	T14th	58	5.8	2008	Glover Quin, CB	T8th	PUNT RETURNS		
1963	Bucky Stallings, RB	21st	56	5.6	TEAM			Year	NCAA	Avg.
1971	Rocky Long, QB	22nd	80	7.3	RUSHING OFFENSE			2008	6th	15.4
1975	Bob Berg, PK	9th	83	7.6	Year	NCAA	Avg.			
1985	Willie Turrall, RB	14th	90	8.2	1957	---	210.4			
2003	DonTrell Moore, TB	8th	126	9.7	1959	3rd	289.8			
2005	DonTrell Moore, TB	10th	104	9.5	1962	10th	242.8			
2007	John Sullivan, K	10th	117	9.8	1964	10th	211.9			
PUNTING					1970	2nd	350.1			
Year	Name	NCAA	Avg.		1971	2nd	384.5			
1953	A.L. Terpening	12th	39.0		2012	5th	301.2			
1954	A.L. Terpening	1st	45.6		2013	4th	308.8			
1973	Steve Bauer	3rd	44.2		2014	4th	310.4			
2009	Adam Miller	11th	44.0		2015	9th	252.2			
2013	Ben Skaer	5th	45.8		2016	1st	350.0			
2017	Corey Bojorquez	4th	47.3		PASSING OFFENSE					
					Year	NCAA	Avg.			
					1967	4th	249.1			
					1975	2nd	229.1			

**BILL BRANNIN
MOST VALUABLE PLAYER**

Year	Player	Pos.
1957	Jerry Nesbitt	G
1958	Don Black	E
1959	Don Perkins	HB
1960	Frank Gullick	T
1961	Chuck Cummings	G
1962	Bobby Santiago	RB
1963	Eddie Stokes	C
1964	Stan Quintana	QB
1965	Stan Quintana	QB
1966	Wally Seis	C
1967	Emilio Vallez	TE
1968	David Bookert	TB
1969	Rocky Long	QB
1970	Rocky Long	QB
1971	Rocky Long	QB
1972	Fred Henry	RB
1973	Don Woods	QB
1974	Greg Jones	DE
1975	Steve Myer	QB
1976	Robin Cole	DE
1977	Mike Williams	TB
1978	Mike Williams	TB
1979	Mike Forrester	LB
1980	Bob Shupryt	LB
1981	Johnny Jackson (LB) / Greg Azar	NT
1982	Johnny Jackson (LB) / David Osborn	QB
1983	Buddy Funck	QB
1984	Willie Tural	TB
1985	Billy Rucker	QB
1986	Ned James	QB
1987	Terance Mathis	WR
1988	Al Owens	WR
1989	Terance Mathis	WR
1990	John Bell	DE
1991	Kim McCall	LB
1992	Winslow Oliver	TB
1993	Stoney Case	QB
1994	Stoney Case	QB
1995	Winslow Oliver	TB
1996	Donald Sellers	QB
1997	Graham Leigh	QB
1998	Brian Urlacher	FS
1999	Brian Urlacher	FS
2000	Mike Barnett	LB
2001	Jarrold Baxter	RB
2002	DonTrell Moore	RB
2003	DonTrell Moore	RB
2004	DonTrell Moore	RB
2005	DonTrell Moore	RB
2006	Rodney Ferguson	RB
2007	Rodney Ferguson	RB
2008	Glover Quin	CB
2009	Erik Cook	C
2010	Lucas Reed	TE
2011	Carmen Messina	LB
2012	Kasey Carrier	RB
2013	Kasey Carrier	RB
2014	Jhurell Pressley	RB
2015	Jhurell Pressley	RB
2016	Teriyon Gipson	RB
2017	Jay Griffin IV	WR

**REESE HILL AWARD
(Top Offensive Player)**

Year	Player	Pos.
1981	Keith Magee	WR
1982	David Osborn	QB
1983	Buddy Funck	QB
1984	Willie Tural	TB
1985	Willie Tural	TB
1986	Ned James	QB
1987	Terance Mathis	WR
1988	Al Owens	WR
1989	Terance Mathis	WR
1990	Mike Henderson	WR
1991	Carl Winston	WR
1992	Winslow Oliver	TB
1993	Turhon O'Bannon	WR
1994	Stoney Case	QB
1995	Winslow Oliver	TB
1996	Donald Sellers	QB
1997	Pascal Volz	WR
1998	Martinez Williams	WR
1999	Jarrold Baxter	RB
2000	Ted Iacenda	RB
2001	Jarrold Baxter	RB
2002	Casey Kelly	QB
2003	DonTrell Moore	RB
2004	Hank Baskett III	WR
2005	Hank Baskett III	WR
2006	Rodney Ferguson	RB
2007	Travis Brown	WR

2008	Rodney Ferguson	RB
2009	Erik Cook	C
2010	Lucas Reed	TE
2011	B.R. Holbrook	QB
2012	Kasey Carrier	RB
2013	Kasey Carrier	RB
2014	Jhurell Pressley	RB
2015	Jhurell Pressley	RB
2016	Teriyon Gipson	RB
2017	Jay Griffin IV	WR

**COLONEL H.J. GOLIGHTLY
(Top Defensive Player)**

Year	Player	Pos.
1959	Chuck Roberts	DB
1960	John Shaski	LB
1961	Jay McNitt	DB
1962	Larry Jasper (E) / John Kosor	DT
1963	Eddie Stokes	LB
1964	Wayne Tvdik	T
1965	Paul Smith	T
1966	Jim Boller	LB
1967	Joe Casas	S
1968	Woody Jones	T
1969	Houston Ross	LB
1970	Houston Ross	LB
1971	Mike Buck	DE
1972	Steve Bradshaw	DE
1973	Randy Rich	SS
1974	Greg Jones	DE
1975	Randy Rich	SS
1976	Robin Cole	DE
1977	Robert Rumbaugh	DT
1978	Mike Forrester	LB
1979	Charlie Baker	DE
1980	Bob Shupryt	LB
1981	Greg Azar	NG
1982	Johnny Jackson	LB
1983	Jimmie Carter	DE
1984	Ray Hornfeck	FS
1985	Bob Umdenstock	DE
1986	Tom Cole	DE
1987	Kirk Allen	LB
1988	John Bell	DE
1989	Nate Morris (LB) / Brett Heber	CB
1990	Steve Vaipulu	LB
1991	Kim McCall	LB
1992	Jesse Beeton	LB
1993	Eric Jack	CB
1994	Blake Irwin	LB
1995	Roston Thomas	LB
1996	Ramos McDonald	CB
1997	Ramos McDonald	CB
1998	Brian Urlacher	FS
1999	Brian Urlacher	FS
2000	Mike Barnett	LB
2001	Gary Davis	LB
2002	Billy Strother	LB
2003	Billy Strother	LB
2004	Nick Speegle	LB
2005	Gabriel Fulbright	CB
2006	Quincy Black	DE
2007	OJ Swift (S) / Michael Tuohy	DE
2008	Glover Quin	CB
2009	Carmen Messina	LB
2010	Seth Johannemann	DE
2011	Carmen Messina	LB
2012	Dallas Bollema	LB
2013	Dallas Bollema	LB
2014	Dakota Cox	LB
2015	Dakota Cox	LB
2016	Daniel Henry	DB
2017	Jake Rothschilder	S

**OUTSTANDING
OFFENSIVE LINEMAN**

Year	Player	Pos.
1981	Paul Zamprelli	C
1982	Don Elliot	OL
1983	Dave Uranich	OL
1984	Mike Carter	OG
1985	Scott Maney	C
1986	Steve Paar	C
1987	Barry Luther	OG
1988	Jeff Howes	C
1989	Kurt Jensen	C
1990	Ron Shipley	OT
1991	Steve Slater	OG
1992	Kenny Thomas	OG
1993	Klint Hall	OT
1994	Alex Crowder	ST
1995	Brandon Turner	C
1996	Kevin Ned	OG
1997	Chris Wallace	OG
1998	Jason Carson	C

1999	Josh Brown	OT
2000	Jon Samuelson	OT
2001	Jeremy Sorenson	OG
2002	Claude Terrell	OG
2003	Jason Lenzmeier	OT
2004	Claude Terrell	OT
2005	Ryan Cook	C
2006	Robert Turner	OG
2007	Devin Clark	OT
2008	Erik Cook	C
2009	Joshua Taufalele	OG
2010	Byron Bell	OT
2011	Dillon Farrell (OT) / LaMar Bratton	C

**CHUCK CUMMINGS
MEMORIAL AWARD
(Morale and Spirit)**

Year	Player	Pos.
1964	Chuck Kelly	FB
1965	John Anderson	OG
1966	Rex Henington	DT
1967	Jerry Pollard	OG
1968	Rick Beitler	QB
1969	Rocky Long	QB
1970	Sam Scarber	FB
1971	Rocky Long (QB) / Bob Gaines	S
1972	George Oakes	DT
1973	George Anderson	HB
1974	John Gener	OG
1975	Randy Rich	SS
1976	Mike Williams	FB
1977	Mike Williams	FB
1978	Mike Williams	FB
1979	Frank Giddens	OG
1980	No award	
1981	Bill Albrechtsen	DL
1982	David Uranich	OT
1983	Derwin Williams	WR
1984	David Uranich	OT
1985	Lon Nunley	DT
1986	Ron Keller	P
1987	Shane Hall	RB
1988	Chris Houston	LB
1989	Curtis Crews	CB
1990	Curtis Crews	CB
1991	Joey Kowalczyk	WS
1992	Willie Barry (DT) / Greg Oliver	WR
1993	Joey Kowalczyk (WR) / Kenny Thomas	OT
1994	Dan Coverley (LB) / David Sloan	TE
1995	Winslow Oliver	TB
1996	Milton Thomas	WR
1997	Milton Thomas	WR
1998	Danny Gonzales	P
1999	Daniel Reyes	LB
2000	Jarrold Baxter	RB
2001	Jarrold Baxter	RB
2002	Daniel Kegler	DE
2003	Daniel Kegler	DE
2004	Claude Terrell	OT
2005	Robert Turner	OG
2006	Curtis Pino	TE
2007	Marcus Smith	WR
2008	Ian Clark	S
2009	Frankie Solomon	S
2010	Cody Neely	LB
2011	Carmen Messina	LB
2012	Matt Raymer	OL
2013	Dillon Farrell	OL
2014	LaMar Bratton	OL
2015	Eden Mahina	OL
2016	Daniel Henry	DB
2017	Kyle Rothschilder	S

**CLYDE HILL AWARD
(Most Improved Player)**

Year	Player	Pos.
1981	Jerry Apodaca	CB
1982	Mark Eastham	DE
1983	Scott Skene	OL
1984	Wes Henson	LB
1985	Donnie DeYoung	OT
1986	Kevin Burgess	RB
1987	Scott Howard	FB
1988	Al Owens	WR
1989	Mike Good	LB
1990	Kano Brown	WR
1991	Mike Smith	LB
1992	Stoney Case	QB
1993	Brian Baca (OG) / Calvin Carr	CB
1994	Abe Ghoston	TB
1995	Calvin Allen	OT
1996	Gavin Pearlman	WR
1997	Scott McGarrahan	FS
1998	Jimmy McGrew	WR
1999	Lennox Gordon (TB) / Chris Wallace	OG

1997	Jameal Woods	CB
1998	Walter Bernard (CB) / Brian Johnson	TE
1999	Sean Stein	QB
2000	Rudy Caamano	QB
2001	Casey Kelly	QB
2002	DonTrell Moore	RB
2003	Zach Rupp	DE
2004	Brandon Payne	CB
2005	Mike Powdrell	CB
2006	Donovan Porterle	QB
2007	Marcus Smith	WR
2008	Ian Clark	S
2009	Brad Gruner	QB
2010	Kendall Briscoe	DT
2011	Daryl Jones	WR
2012	Josh Fussell (FB) / Karlin Givens	OG
2013	Jonathan Washington	OG
2014	Matt Raymer	S
2015	Cole Gautsche	QB
2016	Lamar Jordan	QB
2017	Jake Rothschilder	DB
2018	Tyrone Owens	RB
2019	Corey Bojorquez	P

**1st TEAM AWARD
(unselfish devotion to team)**

Year	Player	Pos.
1969	Roy Muller	HB
1970	Jerry Buckner	LB
1971	Rodney Wallace	DT
1972	Phil Franczyk	HB
1973	Steve Fuller	HB
1974	Ron Dauphin	C
1975	Bob Supergan	S
1976	Chester Goodson	CB
1977	Ken Ferry	RB
1978	Smoekey Turman	TB
1979	Joe Maloof	CB
1980	Curt McGill	QB
1981	Matt Schaefer	LB
1982	No award	
1983	Michael Johnson	TB
1984	Ron Tamura	LB
1985	John Lane	TE
1986	Mark Eastham	DE
1987	Mike Mazzella	TE
1988	Jeff Apodaca	CB
1989	Joe Bibbo	K
1990	Terence Donaldson	DL
1991	Scott Maney	C
1992	Scott Howard	FB
1993	Phillip Vaughan	DE
1994	Rick Walsh	K
1995	Jimmy Marshall	CB
1996	Darius Harris	CB
1997	Guy Collura	OG
1998	Steve Daley	LB
1999	Kurt Jensen	C
2000	Karl Logan	SS
2001	Fred Easter	CB
2002	Jeremy Leach	QB
2003	Troy Rossean	P
2004	Doug Zikan	LB
2005	Marcus Goodloe	WR
2006	Justin Hall	C
2007	Eric Young	TB
2008	Scott Peterson	QB
2009	Jeff Houghtaling	WR
2010	Brian Brazier	S
2011	Roy White	OT
2012	Danny Gonzales	P
2013	Daniel Reyes	LB
2014	Rantie Harper	FS
2015	Mohammed Konte	LB
2016	Justin Millea	QB
2017	Casey Kelly	QB
2018	Martin Romero	WR
2019	Aaron Brack	WR
2020	Ben Wysong	S
2021	Bryan Clampitt	QB
2022	Brandon Johnson	S
2023	Tray Hardaway	LB
2024	Donovan Porterle	QB
2025	Nick Wilhelm	WR
2026	B.R. Holbrook	QB
2027	B.R. Holbrook	QB
2028	Mat McBain	LB
2029	Trajuan Briggs	LB
2030	Tyler Duncan	WR
2031	David Anaya	RB
2032	Jack Lamm	OL

1939 SUN BOWL

Jan. 2, 1939 • El Paso, Texas
Utah 26, New Mexico 0

Playing in its first bowl game, the New Mexico Lobos were shut out by the Utah Utes 26-0 in the 4th Annual Sun Bowl at Kidd Field in El Paso.

(Note: The remainder of this story was written by Albuquerque Journal Sports Editor Paul Weeks and edited by UNM Media Relations.)

Like a kite that had flown too high, New Mexico's far-famed "dipsy-doo" football circus blew up and out of control before 13,000 disappointed Sun Bowl fans with a powerful tribe of Utah Indians (as they were called at the time) pouring on a humiliating 26-0 defeat.

The Utes matched their conservative style of the game as taught by Coach Ike Armstrong against the once-colorful attack of the Hilltoppers (as the Lobos were sometimes called) to claim gridiron superiority as Big Seven champions over the Lobos, co-champs of the Border league.

Never did New Mexico fall so miserably during the entire season as against the white-shirted tribe. Observers declared the team had conquered foes with power equal to the Utes, but there were no alibis for the Sun Bowl loss. It was on the same field that the Cherry and Silver met its first defeat of the season against Texas Mines (now UTEP).

Placed on equal ground before the fray, the two teams were as unevenly matched as a flyweight in the ring with a heavy. The Utes smashed across two touchdowns in the first quarter and followed it up with a 20-0 margin at the half. When New Mexico did not take advantage of breaks given them in the last periods, the Utes coasted in to another score, using two teams with equal results.

Though the bowl was not filled to capacity, more than 500 perched on the barren hills surrounding the field. The crowd stripped overcoats and concessionaires did a rush business in sun glasses because of the summery temperature. The tang of autumn football weather was entirely lacking.

STATISTICS

	UNM	UTAH
First Downs	12	16
Rushing Yards	179	379
Passing Yards	59	18
Passing	4-11-4	1-4-1
Total Offense	212	384
Fumbles-Lost	3-1	1-1
Penalties-Yards	5-35	9-55
Punts-Avg.	9-40.8	8-30.5

SCORING BY QUARTERS

Utah	14	6	0	6	—	26
New Mexico	0	0	0	0	—	0

SCORING SUMMARY

Utah - Pace 15 run (McGarry kick) - 1st
Utah - Peterson 64 interception return (McGarry kick) - 1st
Utah - Peterson 9 run (kick failed) - 2nd
Utah - Gehrke 10 run (kick failed) - 4th

Weather: Clear, 70 degrees
Attendance: 13,000

1944 SUN BOWL

Jan. 1, 1944 • El Paso, Texas
Southwestern 7, New Mexico 0

(Note: The following story was written by A.V. Gullette from the Associated Press and edited by UNM Media Relations.)

A final quarter forward pass, starring tailback R.W. MacGruder of San Marcos, gave Southwestern of Texas a 7-0 victory over the University of New Mexico in the 9th Annual Sun Bowl.

The 37-yard toss from fullback R.L. Cooper clicked after the underdog New Mexico Lobos had beaten back the highly-touted ground game of Southwestern's Pirates through three quarters and eight minutes of the final period. The Pirates took the ball at the start of the fourth quarter on the 13. A pass, MacGruder to Cooper, made 27 and the two backs hit the line for a first down and MacGruder broke loose for 22 yards to the New Mexico 19.

Here New Mexico held and taking the pigskin, punted to the 46. Cooper passed to Hollon, Pirate end, for a first down and then to MacGruder for the winning tally.

The Lobos threatened only twice, in the second and third periods, but could not get beyond the Southwestern 16.

The game started under cloudy skies, but the sun broke through in the second half and playing conditions were nearly ideal.

The vaunted Southwestern defense held the Lobos to just four first downs and 48 yards total offense.

STATISTICS

	UNM	SW
First Downs	4	12
Rushing Yards	38	214
Passing Yards	10	65
Passing	3-10-0	7-10-1
Total Offense	48	279
Fumbles-Lost	1-0	1-1
Penalties-Yards	4-20	4-20
Punts-Avg.	11-38	5-35
Punt Returns	2-7	4-66
Kickoff Returns	1-17	1-30

SCORING BY QUARTERS

Southwestern	0	0	0	7	7
New Mexico	0	0	0	0	0

SCORING SUMMARY

SW - MacGruder 34 pass from Cooper (Collins kick) - 4th

Weather: Partly Cloudy, 60 degrees
Attendance: 18,000

1946 SUN BOWL

Jan. 1, 1946 • El Paso, Texas
New Mexico 34, Denver 24

(Note: The following story was written by the Associated Press and Albuquerque Journal writer Clayton Byers. It was edited by UNM Media Relations.)

Don Rumley, a 19-year-old Navy reservist from Princeton, Ill., led New Mexico to a 34-24 victory over Denver University in the 11th Annual Sun Bowl. The 180-pound halfback passed for three touchdowns and rushed for another in the highest scoring game in the 11 years of this New Year's Day football event.

A crowd of 15,000 was on its feet throughout a 28-point fourth period in which New Mexico came from behind to capture its first bowl victory in three attempts. It was also the first victory for a Border Conference team in the El Paso game's history.

Denver, Big Seven champion, rolled up 10 points before New Mexico countered, and remained dangerous the last scoring its final touchdown with less than two minutes to play.

A 63-yard dash with an interception sent fullback Rudy Krall over with UNM's first score in the second period. Krall and Rumley engineered a 70-yard drive to set up the next score when Rumley scooted in from nine yards for a 13-10 Lobo lead.

Then, after a scoreless New Mexico third period, when Denver had regained the lead at 17-13, Rumley whipped out two aeriels for touchdowns to sub end William Moseley and a third to Lavon McDonald.

One reason the Lobos were Sun Bowl champs is a story of gridiron heroism. It's about Fred Doar, UNM's star center, chief linebacker and kicker.

The 210-pound Navy trainee was on the bottom of a heap in the first play of the game. After that he played outstanding ball stopping Denver backs time after time. But teammates noticed their captain wasn't "talking it up" as usual. In fact, he was silent. X-rays after the game showed that Doar had broken his jaw in two places on the first play.

Blue skies and a blazing sun made it baseball weather for the game. Nearly 16,000 short-sleeved customers heard a minister intone a prayer dedicating this game to the nine members of the Lobos' 1939 Sun Bowl team who left the football field to die on the battle field during World War II.

STATISTICS

	UNM	DENVER
First Downs	15	13
Rushing Yards	171	238
Passing Yards	207	39
Passing	8-12-1	3-16-1
Total Offense	378	277
Fumbles-Lost	1-1	1-0
Penalty Yards	90	25
Punt Avg.	40	33
Punt Returns	18	94
Kickoff Returns	5-111	7-113

SCORING BY QUARTERS

Denver	10	0	7	7	24
New Mexico	0	13	0	21	34

SCORING SUMMARY

DU - Karamigios 21 run (Redding kick) - 1st
DU - Miller 28 FG - 1st
UNM - Krall 65 interception return (kick failed) - 2nd
UNM - Rumley 9 run (Doar kick) - 2nd
DU - Adams 2 run (Redding kick) - 3rd
UNM - Moseley 37 pass from Rumley (Doar kick) - 4th
UNM - Moseley 47 pass from Rumley (Doar kick) - 4th
UNM - McDonald 28 pass from Rumley (Doar kick) - 4th
DU - Karamigios 35 pass from Cochran (Redding kick) - 4th

Weather: Sunny, 70 degrees
Attendance: 15,000

1947 HARBOR BOWL

Jan. 1, 1947 -- San Diego, Calif.
New Mexico 13, Montana State 13

(Note: The following story was written by the Associated Press and was edited by UNM Media Relations.)

The University of New Mexico Lobos came from behind to earn a 13-13 tie with Montana State College in the first San Diego Harbor Bowl before a crowd of 7,000.

Both teams displayed a flashy brand of football which kept the fans on edge throughout.

New Mexico opened the scoring soon after the game started when Hubert Hackett connected on a 26-yard pass to Lou Cullen. Hackett's place kick was wide.

Montana State surged back shortly after the second period started sparked by Neil Brooks 48-yard dash from scrimmage to paydirt. The placekick was blocked but Gene Bourdet picked up the ball and ran over for the extra point (allowed at this time).

Bill Nelson set the stage for the next score when he took Bourdet's short pass at midfield and streaked 42 yards down the sideline to the Lobo 8. After three plays netted just one yard, Bourdet passed to Ken Card on fourth down putting the Bobcats in front. The kick was again blocked.

The Lobos tied the count early in the fourth quarter as Cullen and quarterback Bryan Brock combined to engineer a 75-yard drive on the ground and through the air. Brock scored from two yards out cutting over tackle. Hackett's kick was good to knot the score.

The Lobos had a chance to win the game in the final minutes. UNM drove to the Montana State 12, however, Brock was thrown for a 12-yard loss. Hackett eventually tried a field goal from 35 yards out but failed.

STATISTICS

	UNM	MSU
First Downs	12	12
Rushing Yards	182	155
Passing Yards	83	180
Passing	4-13-3	7-16-3
Total Offense	265	335
Punt Avg.	38.0	50.0

SCORING BY QUARTERS

Montana State	0	13	0	0	13
New Mexico	6	0	0	7	13

SCORING SUMMARY

UNM - Cullen 26 pass from Hackett (kick failed) - 1st
MSU - Brooks 48 run (Bourdet run) - 2nd
MSU - Card 7 pass from Bourdet (kick blocked) - 2nd
UNM - Brock 2 run (Hackett kick) - 4th

Weather: Clear, 60 degrees
Attendance: 7,000

1961 AVIATION BOWL

Dec. 9, 1961 -- Dayton, Ohio
New Mexico 28, Western Michigan 12

(Note: The following story was written by Albuquerque Journal Sports Editor Dan Russell and was edited by UNM Media Relations.)

New Mexico struck for early touchdowns in both the first and third quarters to defeat Western Michigan, 28-12 in a chilled Aviation Bowl football game.

Freezing weather, including sleet and snow, nearly grounded the inaugural (and only) Aviation contest and limited the contest to approximately 4,000 fans even though advance sales had surpassed 5,000.

New Mexico drove for two touchdowns to open the game and to also open the second half. Then it capitalized on Western errors to add the two other touchdowns.

Two fumble recoveries in the first quarter helped set up the second touchdown of the game. Chuck Cummings intercepted a pass and streaked 43 yards for the final Lobo touchdown.

Quarterback Jim Cromartie plunged for three yards for New Mexico's first touchdown. Halfback Bobby Santiago picked up the second touchdown from 10 yards out, and Bobby Morgan also went over from the 10 for the third score.

Santiago, who suffered bruised ribs at the end of the first half and saw only limited action in the second half, was voted the top back of the game. Santiago gained a total of 86 yards and had a 60-yard touchdown run nullified by a clipping penalty. Cummings was voted the outstanding lineman.

"Our kids were really up," said UNM head coach Bill Weeks. "They came to play and they hit hard and executed well throughout. Santiago and Cummings were outstanding and I felt that Bobby Morgan had his best game of the year."

STATISTICS

	WMU	UNM
First Downs	18	20
Rushing Yards	36-96	51-339
Passing Yards	207	0
Passing	18-33-2	0-3-0
Total Offense	69-303	54-339
Fumbles-lost	4-3	2-0
Punt Avg.	4-36	7-33.3
Penalties	4-30	10-90

SCORING BY QUARTERS

Western Michigan	6	0	0	6	—	12
New Mexico	14	0	14	0	—	28

SCORING SUMMARY

1st - 13:45 - UNM - Cromartie 3 run (kick blocked)
1st - 7:08 - UNM - Santiago 10 run (Morgan run)
1st - (0:28) - WMU - White 4 run (run failed)
3rd - (9:48) - UNM - Morgan 10 run (run failed)
3rd - (2:44) - UNM - Cummings 43 interception (Bradford run)
4th - (13:22) - WMU - Cooke 5 pass from Chlebek (pass failed)

INDIVIDUAL STATISTICS

Rushing: Morgan 13-98, 1 TD, Santiago 13-86, Cromartie 4-49, 1 TD, Ness 8-40, Ottman 6-36, Hancock 3-20, McNitt 3-5, Duke 2-5, Bradford 3-1.
Passing: Cromartie 0-2, Morgan 0-1.
Punting: Fitzsimmons 7-33.3.
Punt Returns: Bradford 2-1.
Kickoff Returns: Morgan 2-59, Bradford 1-35, Kosor 1-11.
Interceptions: McNitt 1-32, Cummings 1-43, 1 TD.

Weather: Snow, Sleet, 33 degrees
Attendance: 3,694

1997 INSIGHT.COM BOWL

Dec. 27, 1997 -- Tucson, Ariz.
Arizona 20, New Mexico 14

New Mexico would lose its first bowl game in 36 years, 20-14, on Arizona's home field. The Cats struck first, scoring on Kelvin Eafon's 15-yard touchdown run midway through the first quarter.

UNM took almost no time in the second stanza to knot the score. Graham Leigh ran 17 yards for a first down, then tossed a 15-yard TD pass to senior Milton Thomas. Colby Cason's PAT tied the score at 7-7 and completed the eight-play 69-yard scoring drive.

On Arizona's next possession, quarterback Brady Batten threw for 51 yards and Trung Canidate ran for 13 more, including a three-yard touchdown, which allowed the Wildcats to reclaim the lead, 13-7. UA missed the PAT.

The Lobos marched right back down the field, reeling off a 14-play, 45-yard drive. UNM could not cash in on its possession, however, as Colby Cason missed a 37-yard field goal.

The second half began in a disastrous fashion for the Lobo offense, as it went three-and-out on its first possession, then Leigh threw two consecutive interceptions. The resiliency of the UNM defense was the only thing preventing Arizona from increasing its lead, as the Lobos forced the Wildcats to punt on each of their first two series.

After Leigh's second interception of the quarter - his third of the game - UA capitalized. Canidate rushed for 30 yards, culminating with Eafon's 1-yard TD. The score upped Arizona's lead to 20-7 with 2:07 left in the third quarter.

Once again, UNM would not allow Arizona to keep its momentum. Leigh found Brian Messer for a 35-yard gain on the Lobos' first play from scrimmage. Two plays later, Leigh found Chris Shelton over the middle for an 18-yard gain to the Wildcat four. Leigh found paydirt on the next play, and with the five-play, 60-yard drive, New Mexico was right back in the game, trailing only 20-14.

New Mexico would get one more chance to stage a rally, taking over at the UA 48 with 5:31 remaining. On second-and-nine, Leigh dropped back and spotted Pascal Volz flashing across the middle downfield. His pass sailed just a bit, however, landing right in the arms of Wildcat DB Kelly Malveaux to seal it for the Cats.

STATISTICS

	UNM	UA
First Downs	16	19
Rushing	35-140	59-209
Passing Yards	150	89
Passing	12-32-4	7-22-2
Total Offense	67-290	81-298
Fumbles-Lost	0-0	0-0
Penalties-Yards	9-60	5-39
Interceptions-Yards	2-11	4-45
Punts-Average	7-40.7	9-38.7
Punt Returns-Yards	4-18	3-9
Kickoff Returns-Yards	4-71	2-50
Possession Time	24:15	35:45
Third Down Conversions	5-15	2-12
Sacks	0-0	2-12

SCORING BY QUARTERS

New Mexico	0	7	7	0	14
Arizona	7	6	7	0	20

SCORING SUMMARY

1st - (6:30) - UA - Eafon 15-yard run (McDonald kick)
2nd - (12:05) - UNM - Thomas 15-yard pass from Leigh (Cason kick)
2nd - (7:50) - UA - Canidate 3-yard run (kick failed)
3rd - (2:07) - UA - Eafon 1-yard run (McDonald kick)
3rd - (0:26) - UNM - Leigh 4-yard run (Cason kick)

INDIVIDUAL STATISTICS

Rushing: G. Leigh 17-79, 1 TD, Gordon 3-42, R. Johnson 6-23, Shelton 3-3, Marion 6-(-7).
Passing: G. Leigh 12-32-4, 150, 1 TD.
Receiving: Volz 5-51, Thomas 3-39, 1 TD, Messer 1-35, Shelton 1-18, Doran 1-15, R. Johnson 1-(-8).
Punting: Bloom 7-40.7. **Punt Returns:** Smith 4-18, White 1-10.
Kickoff Returns: Oliver 3-61.
Interceptions: McDonald 1-11, Stanton 1-0.

Weather: Clear, 47 degrees
Attendance: 49,385

2002 LAS VEGAS BOWL

Dec. 25, 2002 -- Las Vegas, Nev.
UCLA 27, New Mexico 13

The Lobo football team did more giving than receiving on Christmas Day, giving the UCLA Bruins three turnovers, which they turned into 17 points, as UCLA beat New Mexico 27-13 in the Sega Sports Las Vegas Bowl.

Following a DonTrell Moore fumble, UCLA got on the board first with a Nate Fikse 49-yard field goal. UNM then took a 6-3 lead when senior cornerback Desmar Black picked off UCLA QB Drew Olson's pass in the flat and returned it 55 yards for a touchdown at the 8:20 mark of the first quarter. Junior kicker Katie Hnida then made her first career appearance, but had her extra point blocked. Already the first and only woman to dress for an NCAA Division I bowl game, Hnida became the first woman to make an appearance in an NCAA Div. I-A football game.

"I made the decision to let Katie (Hnida) kick the first extra point," head coach Rocky Long said. "She has been a vital part of this team all year, and I felt that she deserved the opportunity to make a play."

The Lobos' had a chance to increase their lead in the second quarter after driving to the UCLA 17, but Kenny Byrd's 34-yard FG attempt sailed wide right, ending a UNM streak of 19 straight scores in the red zone. Fikse connected on his second field goal from 39 yards out to knot the game at 6-6 with 6:21 remaining in the second quarter. The kick was set up by a questionable pass interference penalty on the Lobos in the end zone.

The UCLA special teams rose to the occasion when Craig Bragg took a punt back 74 yards early in the third to give the Bruins a 13-6 lead. More bad luck followed in the fourth quarter as QB Casey Kelly's throw bounced off the back of TE Zach Cresap into the waiting arms of Jarrod Page. Page returned it 29 yards for a touchdown to give UCLA a 20-6 advantage.

On the next Lobo possession, WR Joe Manning caught a pass from Kelly only to be stripped of the ball. New Mexico's third turnover of the game set up a 1-yard leap by freshman Tyler Ebell, handing the Bruins a 27-6 lead. Kelly found Manning in the back of the end zone for a touchdown that brought the Lobos to within 27-13, but New Mexico would get no closer.

Kelly finished with a season-high 237 yards. Moore, hobbled by a sprained right ankle late in the second quarter, was limited to 17 yards on 14 carries. The defense certainly did its part, holding the Bruins to a season-low 167 yards. UCLA only had to travel 76 yards for its three offensive scores, two field goals and a touchdown.

STATISTICS

	UNM	UCLA
First Downs	15	9
Rushing	34-45	39-73
Passing Yards	237	94
Passing	18-35-1	12-22-1
Total Offense	69-282	61-167
Fumbles-Lost	4-2	1-0
Penalties-Yards	9-68	10-108
Interceptions-Yards	1-55	1-29
Punts-Average	6-38.5	8-44.9
Punt Returns-Yards	6-18	3-96
Kickoff Returns-Yards	5-100	2-50
Possession Time	28:47	31:13
Third Down Conversions	5-16	4-15
Sacks	0-0	2-12

SCORING BY QUARTERS

	6	0	0	7	13
New Mexico					
UCLA	3	3	7	14	27

SCORING SUMMARY

1st - (10:24) - UCLA - Fikse 49 FG
1st - (8:20) - UNM Black 55 int. return (Hnida PAT blocked)
2nd - (4:53) - UCLA - Fikse 39 FG
3rd - (13:04) - UCLA - Bragg 74 punt return (Fiske kick)
4th - (14:07) - UCLA - Page 29 int. return (Fiske kick)
4th - (10:40) - UCLA - Ebell 1 run (Fikse kick)
4th - (5:31) - UNM - Manning 11 pass from Kelly (Byrd kick)

INDIVIDUAL STATISTICS

Rushing: Moore 14-17, Brody 4-17, Counter 1-9, Boyd 2-5, Millea 3-4, A. Byrd 1-1, Kelly 8-(-4).
Passing: Kelly 18-32-1, 237, 1 TD.
Receiving: Counter 5-78, Farrell 4-78, Manning, 3-42, 1 TD, Moore 3-13, Cresap 1-15, Thomas 1-7, Penley 1-4.
Punting: Gaus 6-38.5.
Punt Returns: Counter 6-18. **Kickoff Returns:** Ratcliff 3-56, Gregory 1-23, Fulbright 1-21. **Interceptions:** Black 1-55, 1 TD.

Weather: Clear, 50 degrees
Attendance: 30,324

2003 LAS VEGAS BOWL

Dec. 24, 2003 -- Las Vegas, Nev.
Oregon State 55, New Mexico 14

Steven Jackson tied a bowl game record with five touchdowns, and Oregon State's defense overwhelmed mistake-plagued New Mexico in a 55-14 win. Jackson ran for 149 yards on 28 carries. He caught a 34-yard pass from Derek Anderson five minutes into the game and added touchdown runs of 3, 11, 6, and 1 yards.

Former NFL star Barry Sanders scored five touchdowns for Oklahoma State against Wyoming in the 1988 Holiday Bowl, and Sheldon Canley of San Jose State had five against Central Michigan in the 1990 California Bowl.

The Lobos' scores came on a 27-yard pass from Casey Kelly to Hank Baskett in the first quarter and Kole McKamey's 17-yard toss to Dwight Counter in the fourth.

Unable to run or pass against OSU's defense, the Lobos had only one first down in the first half and 21 total yards through the first three quarters. The stats also included 6 yards rushing, seven first downs and 127 total yards.

New Mexico got its second first down on a 46-yard pass from wide receiver Baskett to Counter with just more than 10 minutes left. DonTrell Moore, who led the Mountain West Conference with 1,438 yards this season, finished with 12 yards on 10 carries. His second-quarter fumble at the New Mexico 15 led to Jackson's third TD and second in a span of 1:39.

New Mexico had the fourth-best rushing defense in the country this season, but after gaining just 11 yards in the first quarter, Jackson found plenty of holes and scoring chances.

Oregon State scored on its first two possessions, with Jackson catching a 34-yard screen pass from Anderson on third-and-19 and Kirk Yliniemi booting a 21-yard field goal.

New Mexico kept the Beavers' touchdown drive going with an unsportsmanlike conduct penalty for celebrating too long and too loudly after stopping Jackson for a 2-yard loss on third down at the OSU 40. The Lobos then sacked Anderson for a 10-yard loss, but the Lobos were offside on the play.

Both teams entertained the Christmas Eve crowd of 25,437 with first-half trick plays that produced a touchdown for the Beavers and set up New Mexico's first score.

The Beavers scored on the final play of the first quarter on a 42-yard flea flicker. Anderson handed off to Jackson, who tossed it back to the quarterback for a pass to Mike Hass, who had beaten cornerback Brandon Payne.

New Mexico used a pass from wide receiver Michael Brunner to backup quarterback McKamey to set up the Kelly-to-Baskett score.

STATISTICS

	UNM	OSU
First Downs	7	29
Rushing	34-6	35-154
Passing Yards	121	386
Passing	10-23-1	27-42-1
Total Offense	57-127	77-540
Fumbles-Lost	1-1	1-1
Penalties-Yards	13-103	10-94
Interceptions-Yards	1-20	1-0
Punts-Average	10-39.1	3-37.3
Punt Returns-Yards	1-0	5-16
Kickoff Returns-Yards	8-175	3-65
Possession Time	30:19	29:41
Third Down Conversions	2-14	7-14
Sacks	1-3	6-48

SCORING BY QUARTERS

	17	14	10	14	55
Oregon State					
New Mexico	7	0	0	7	14

SCORING SUMMARY

1st - (9:59) - OSU - Jackson 34 pass from Anderson (Yliniemi kick)
1st - (6:38) - OSU - Yliniemi 21 FG
1st - (4:59) - UNM - Baskett 27 pass from Kelly (Zunker kick)
1st - (0:00) - OSU - Hass 42 pass from Anderson (Yliniemi kick)
2nd - (8:40) - OSU - Jackson 3 run (Yliniemi kick)
2nd - (7:01) - OSU - Jackson 11 run (Yliniemi kick)
3rd - (12:57) - OSU - Jackson 6 run (Yliniemi kick)
3rd - (2:41) - OSU - Yliniemi 31 FG
4th - (12:06) - OSU - Jackson 1 run (Yliniemi kick)
4th - (9:22) - UNM - Counter 17 pass from McKamey (Zunker kick)
4th - (4:40) - OSU - Whiten 19 pass from Rothenfluh (Yliniemi kick)

INDIVIDUAL STATISTICS

Rushing: A. Byrd 2-13, Moore 10-12, McKamey 5-7, Brody 1-3, Cox 4-(-1), Thomas 2-(-1), Kelly 10-(-27).
Passing: Kelly 4-12-0, 32, 1 TD, McKamey 4-9-1, 25, 1 TD, Brunner 1-1-0, Baskett 1-1-0, 46.
Receiving: Counter 2-63, 1 TD, Augustyniak 2-11, Thomas 2-3, Baskett 1-27, 1 TD, McKamey 1-18, Cresap 1-3, Moore 1-(-4).
Punting: Gaus 10-39.1. **Punt Returns:** Counter 1-0. **Kickoff Returns:** Counter 1-19, Fulbright 2-39, Walton 1-17, Ratcliff 4-100.

Weather: Overcast, 58 degrees
Attendance: 25,437

2004 EMERALD BOWL

Dec. 30, 2004 -- San Francisco
Navy 34, New Mexico 19

Aaron Polanco ran for three touchdowns and passed for another, and Navy capped the academy's best season in 99 years with a 34-19 win over New Mexico in the Emerald Bowl.

Polanco scored on runs of 14, 1 and 27 yards and completed a 61-yard touchdown pass to Corey Dryden, the longest of the season by Polanco and the first career score by Dryden. The Midshipmen's defense was impressive, too, despite the rain-soaked field at SBC Park.

The unit forced two first-half turnovers that led to TDs and staged a goal-line stand late in the third quarter. Then Navy kept the ball for the next 14 minutes, 26 seconds, and held New Mexico to only seven plays in the fourth quarter.

The Midshipmen (10-2) tied for the most wins in school history, last accomplished when Navy went 10-1-1 in 1905. It was a fitting end for the Mids, some of whom will head off to war in the coming year. Only two months ago, Navy's players dealt with the death of former teammate JP Blecksmith in a military operation in Fallujah, Iraq.

Polanco finished the season with 16 rushing touchdowns, a record by a quarterback this year. Temple's Walter Washington ran for 15. Polanco gained a Navy bowl record 133 yards on the ground for his fourth 100-yard rushing game and threw for 101 yards. He even caught a 17-yard pass from Frank Divis to set up his second TD - and his two receptions were the most by any Navy player.

New Mexico quarterback Kole McKamey had nearly as big a day after the Lobos (7-5) lost star tailback DonTrell Moore to a torn left ACL late in the first quarter.

McKamey threw for 207 yards and also rushed for 138, the first Lobos player to accomplish the feat since Graham Leigh in 1997. But McKamey threw two interceptions.

Moore, who has rushed for more than 1,000 yards in each of the past three seasons and came in averaging 108.3 yards per game, was carted off the field after catching a shovel pass and taking a hard hit from cornerback Vaughn Kelley that caused Moore to fumble with 3:52 left in the first quarter.

Linebacker Lane Jackson pounced on the ball for his first fumble recovery this year, and Polanco scored five plays later. Jackson also made an interception as time expired in the first half.

Navy built a 21-7 lead eight seconds into the second quarter on Polanco's 61-yard touchdown pass to Dryden.

The Lobos couldn't stop Navy's impressive triple-option offense. The Midshipmen snapped New Mexico's five-game winning streak and kept the Lobos from their first bowl victory in 43 years.

New Mexico lost in the Las Vegas Bowl the past two years and hasn't won a postseason game since beating Western Michigan 28-12 in the 1961 Aviation Bowl. The Lobos had won 11 straight games when they scored first.

STATISTICS

	UNM	Navy
First Downs	23	22
Rushing	42-212	58-269
Passing Yards	207	124
Passing	15-24-2	5-8-0
Total Offense	66-419	66-393
Fumbles-Lost	1-1	1-0
Penalties-Yards	9-85	6-53
Interceptions-Yards	0-0	2-0
Punts-Average	1-27	2-39.0
Punt Returns-Yards	1-2	0-0
Kickoff Returns-Yards	7-18.1	2-5.5
Possession Time	27:39	32:21
Third Down Conversions	8-11	8-14
Sacks	0-0	1-5

SCORING BY QUARTERS

	7	12	0	0	19
New Mexico					
Navy	14	10	7	3	34

SCORING SUMMARY

1st - (7:31) - UNM - Hall 17 pass from McKamey (Zunker kick)
1st - (5:01) - Navy - Polanco 14 run (Blumenfeld kick)
1st - (2:01) - Navy - Polanco 1 run (Blumenfeld kick)
2nd - (14:52) - Navy - Dryden 61 pass from Polanco (Blumenfeld kick)
2nd - (13:13) - UNM - Ferguson 4 run (Zunker kick)
2nd - (9:19) - Navy - Blumenfeld 27 FG
2nd - (3:36) - UNM - McKamey 3 run (Zunker kick)
3rd - (7:01) - Navy - Polanco 27 run (Blumenfeld kick)
4th - (2:15) - Navy - Blumenfeld 22 FG

INDIVIDUAL STATISTICS

Rushing: McKamey 19-138, 1 TD, Cox 11-32, Ferguson 4-19, 1 TD, Brody 3-15, Moore 5-8.
Passing: McKamey 15-24-2, 207, 1 TD.
Receiving: Baskett 5-115, Moore 3-21, Hall 2-23, 1 TD, Augustyniak 2-18, Brown 1-11, Ferguson 1-11, Ramirez 1-8.
Punting: Gaus 1-27. **Punt Returns:** Payne 1-2. **Kickoff Returns:** Walton 3-88, Smith 4-39.

Weather: Overcast/Rain, 56 degrees
Attendance: 30,563

2006 NEW MEXICO BOWL

Dec. 23, 2006 -- Albuquerque
San Jose State 20, New Mexico 12

San Jose State linebacker Matt Castelo saw New Mexico halfback Rodney Ferguson hit the hole near the goal line and prepared for a collision.

"I saw the running back get the ball and it was like in slow motion," Castelo said. "I got down low and I think he tried jumping over me. Tried to put the ball out for a touchdown."

Ferguson never made it to the end zone.

Castelo hit Ferguson and his helmet knocked the ball out and right into fellow linebacker Damaja Jones' hands. In a season where San Jose State's defense carried the Spartans to their first bowl game in 16 years, Castelo and Jones teamed up for what may have been the biggest stop of the year.

Adam Trafalis threw three touchdown passes and San Jose State beat New Mexico 20-12 on Saturday in the inaugural New Mexico Bowl, extending the Lobos' postseason drought to 45 years.

One big pass play by Trafalis and that costly fumble by Ferguson — both in the first half — set the tone for the Spartans' first bowl win outside of California.

Jones returned Ferguson's fumble 57 yards to the New Mexico 37. Although the Spartans didn't score on that drive, they had the momentum for good.

"I saw Matt set him (Ferguson) up," Jones said. "He tried to jump over Matt and Matt put his helmet right on the ball. I was trying to get over the top and the ball fell right in my hands."

For the Spartans (9-4), the win provided a final highlight in a season in which they won more games than they had in the three previous seasons.

Trafalis, who was 11-of-18 for 209 yards, threw scoring passes of 36 and 24 yards to James Jones and 76 yards to John Broussard. The pass to Broussard on the first play of the second quarter — in which New Mexico's defense totally blew the coverage — got the Spartans' offense rolling.

New Mexico's only touchdown came with 15 seconds left in the game on a 15-yard pass from Chris Nelson to Marcus Smith. The rest of the Lobos' scoring consisted of a 40-yard field goal by Kenny Byrd with 1:11 left in the second quarter and a safety when San Jose State punter Waylon Prather stepped out of the end zone with 1:08 left.

Byrd's field goal was his 25th straight from 40 yards or closer and the first made field goal by New Mexico in 10 bowl appearances.

San Jose State struck first after the teams combined for seven punts in the first quarter.

Trafalis found Broussard 20 yards behind the nearest Lobo. Broussard caught the pass at the 35 and easily scored.

New Mexico came right back with a drive that started with DeAndre Wright's kickoff return to the San Jose State 40. Eight plays later the Lobos had a first-and-goal at the 1. The Spartans' defense toughened and on third-and-goal from the 2, Ferguson fumbled.

The Spartans made it 13-0 on Trafalis' 36-yard pass to James Jones with 3:59 left in the first half. James Jones caught the ball near the sideline at the New Mexico 16 and slipped out of the grasp of Wright. Matt Strubeck missed the extra point.

The Lobos' offense had 377 total yards but was stagnant most of the day. Neither freshman quarterback Donovan Porterie, who started, nor Nelson, who played in the second half, could sustain drives. What plays did work often were erased by holding penalties and three second-half fumbles, including one by wide receiver Travis Brown at the San Jose State 1 with just over 3 minutes left.

Ferguson, who led the Mountain West Conference in rushing this season, had 102 yards on 22 carries.

James Jones and Broussard each had 106 yards receiving, Jones with six catches and Broussard with four.

STATISTICS

	UNM	SJSU
First Downs	20	8
Rushing	31-146	28-87
Passing Yards	249	209
Passing	24-45-0	11-18-0
Total Offense	76-377	46-280
Fumbles-Lost	6-4	0-0
Penalties-Yards	5-44	7-50
Interceptions-Yards	0-0	0-0
Punts-Average	7-33.4	8-44.6
Punt Returns-Avg.	5-10.4	1-6.0
Kickoff Returns-Avg.	3-35.3	0-0
Possession Time	34:53	25:07
Third Down Conversions	5-17	1-11
Sacks	1-8	1-7

SCORING BY QUARTERS

New Mexico	0	3	0	9	12
San Jose State	0	13	7	0	20

SCORING SUMMARY

2nd - (14:51) - SJSU - Broussard 76 pass from Trafalis (Strubeck kick)
2nd - (3:59) - SJSU - Jones 36 pass from Trafalis (kick failed)
2nd - (1:11) - UNM - Byrd 40 FG
3rd - (4:33) - SJSU - Jones 24 pass from Trafalis (Strubeck kick)
4th - (1:08) - UNM - team safety
4th - (0:15) - UNM - Smith 15 pass from Nelson (Byrd kick)

INDIVIDUAL STATISTICS

Rushing: Ferguson 22-102, Baker 2-18, Bauman 2-17, Quillen 1-1, Nelson 2-0, Brown 1-(-3), Porterie 1-(-7).
Passing: Nelson 17-26-0, 188, 1 TD, Porterie 17-17-0, 61, Ferguson 0-1, Clark 0-1.
Receiving: Ferguson 8-78, Brown 7-83, Smith 6-72, 1 TD, Bauman 2-15, Wilson 1-1.
Punting: Scott 7-33.4. **Punt Returns:** Wilson 4-52, Ligon 1-0.
Kickoff Returns: Wright 2-89, Smith 1-17.

Weather: Sunny, 39 degrees
Attendance: 34,111

2007 NEW MEXICO BOWL

Dec. 22, 2007 -- Albuquerque
New Mexico 23, Nevada 0

For coach Rocky Long, it was just the next game, another brick to continue building his program. For delighted New Mexico fans, it marked the end of a 46-year skid.

Paul Baker ran for 167 yards in his first start, and Donovan Porterie threw for career-high 354 yards and two touchdowns to help New Mexico beat Nevada 23-0 in the New Mexico Bowl. The Lobos (9-4) ended a 46-year span without a postseason victory and gave Long, the team's 10th-year coach, his first bowl win in five tries.

"It gets it off our back. We don't have to listen to it anymore," Long said. "But this program was good before we won today."

John Sullivan made field goals from 53, 39 and 37 yards, but give credit to New Mexico's defense, which delivered just the second shutout loss for Nevada under Hall of Fame coach Chris Ault.

The Wolf Pack (6-7) hadn't gone scoreless since losing 10-0 to Weber State on Sept. 27, 1980, a span of 329 games — the longest current streak in college football and the second longest in history. It's the first time Nevada was shut out since moving to Division I-A in 1992.

"It's certainly a compliment to their defense," Ault said. "They played a great game. At the other end of the spectrum, we played as poorly on offense as we've played in a long time."

It was New Mexico's first bowl victory since beating Western Michigan 28-12 in the 1961 Aviation Bowl at Dayton, Ohio. The Lobos also notched a nine-win season for just the fourth time in school history.

"I'm very proud of our team," Long said. "I thought they were as focused as they've been all year long for any game."

New Mexico's defenders pestered redshirt freshman quarterback Colin Kaepernick all afternoon and made Nevada's "Pistol" offense look more like a pop-gun. The Wolf Pack averaged 36.2 points and 488.9 yards during the season. Nevada had logged 23 scoring plays that covered at least 25 yards — second only to Oklahoma's 25 big-play TDs.

This time, Nevada had 210 total yards, with only 73 yards rushing. On a chilly day, with the temperature at kickoff 34 degrees, Kaepernick finished 13-of-31 for 137 yards. He had 10 carries for 40 yards rushing.

"Everybody was locked in," linebacker Brett Madsen said. "They have a really explosive offense. The quarterback can really run. We knew we had to contain the quarterback, and he didn't do much with his legs."

Madsen, despite not starting, was selected the defensive player of the game after recording two sacks, two tackles for lost yardage and four total tackles. But he agreed the award could have gone to any New Mexico defender.

Baker made the most of his chance. He moved into the starting lineup this week when Rodney Ferguson, New Mexico's leading rusher over the past two seasons, was ruled academically ineligible.

"My team believed in me and that was enough," Baker said. "I knew I could get it done."

The Wolf Pack blocked two field goals, Sullivan missed another 43-yard try and the Lobos failed to score after having first-and-goal at the 4 late in the third quarter. But Nevada just couldn't take advantage.

"We didn't do a good job with any consistency on the run game or the pass game," Ault said. "Colin Kaepernick didn't have a chance to get into type of rhythm. We just shot ourselves in the foot."

Despite the cool weather, Porterie had no trouble warming up. He threw a short slant pass on the third play from scrimmage to Marcus Smith, who raced to the end zone for a 66-yard scoring play. Later in the period, Brown got behind the Nevada defense and Porterie found him on a 39-yard TD pass.

STATISTICS

	UNM	Nevada
First Downs	26	12
Rushing	40-194	30-73
Passing Yards	354	137
Passing	20-37-1	13-31-0
Total Offense	77-548	61-210
Fumbles-Lost	3-1	1-1
Penalties-Yards	4-35	8-59
Interceptions-Yards	0-0	1-3
Punts-Average	2-40.5	11-42.1
Punt Returns-Avg.	6-9.0	0-0
Kickoff Returns-Avg.	1-26.0	6-16.8
Possession Time	31:36	28:24
Third Down Conversions	3-12	3-14
Sacks	3-16	2-17

SCORING BY QUARTERS

Nevada	0	0	0	0	0
New Mexico	14	6	0	3	23

SCORING SUMMARY

1st - (13:38) - UNM - Smith 66 pass from Porterie (Sullivan kick)
1st - (2:22) - UNM - Brown 39 pass from Porterie (Sullivan kick)
2nd - (6:07) - UNM - Sullivan 53 FG
2nd - (2:48) - UNM - Sullivan 45 FG
4th - (4:18) - UNM - Sullivan 37 FG

INDIVIDUAL STATISTICS

Rushing: Baker 22-167, Fussell 5-13, Clappitt 2-9, Porterie 6-7, Bruno 1-2, Quillen 2-2, Smith 1-0, Brown 1-(-6).
Passing: Porterie 20-36-1, 354, 2 TDs; Fussell 0-1.
Receiving: Brown 7-120, 1 TD, Smith 5-86, 1 TD, Bruno 5-86, Baker 2-42, Mark 1-20.
Punting: Scott 2-40.5. **Punt Returns:** Swift 5-44, Solomon 1-10.
Kickoff Returns: Smith 2-26.

Weather: Sunny, 34 degrees
Attendance: 30,223

2015 GILDAN NEW MEXICO BOWL

Dec. 19, 2015 -- Albuquerque
Arizona 45, New Mexico 37

It was nearly one of the greatest comebacks in school history. Nearly. In the end, the Lobos whittled an 18-point second half deficit down to five, and then with a chance to go for the tie threw an interception as the Arizona Wildcats defeated New Mexico 45-37 in a highly entertaining 10th Annual Gildan New Mexico Bowl in front of a crowd of 30,289.

Both teams combined for 1,025 yards of offense, with UNM gaining 333 on the ground and 189 in the air. Arizona was about the opposite with 174 on the ground and 329 via the air. Things looked bleak when Lamar Jordan threw an interception on a play starting at his own 1-yard line that led to a short touchdown run and a 42-24 Wildcat lead with 7:35 left in the third quarter. Jordan, who played well with 135 yards rushing and a 110 yards passing, got UNM back in it with his third rushing touchdown to make it 42-31.

Jason Sanders then hit a perfect surprise onside kick that Donnie Duncan recovered for New Mexico. Jordan got hurt on the drive, leaving the game for good, and Austin Apodaca came in and scored his first career rushing touchdown on an option keeper to make it 42-37. The Lobos went for two and missed the conversion.

UNM got the break it needed on a missed field goal, but UNM turned the ball over on downs. On second-and-3 at the Wildcat 18, DaVonte' Neal broke up a pass intended for Carlos Wiggins, and then Chris Davis fumbled an option pitch for a loss of seven yards. On fourth-and-13 in no-man's land, UNM went for it but Apodaca was sacked. That led to a field goal and a 45-37 lead for Arizona, with one last chance for UNM.

Taking over at the 26 with 1:29 and no timeouts, UNM picked up two first downs to get to the Arizona 36, but there was just 35 seconds left. Looking for a gain hitter, Apodaca was pressured and his pass missed Dameron Gamblin and fell into the waiting arms of Cam Denson for a game ending interception.

UNM opened the scoring with a 37-yard Zack Rogers field goal, but Arizona used a couple of long passes to go up 14-3. Jordan had his first rushing touchdown of the day to cut into that lead, but Arizona answered on an Anu Solomon run.

UNM scored an unlikely touchdown on a 92-yard pass from Jordan to Delane Hart-Johnson, the second-longest in UNM history and the fourth-longest in bowl history. Hart-Johnson outraced his brother Will Parks to the pylon for the score.

However, Arizona scored just before, and just after halftime to boost the lead to 18, setting the stage for UNM's near-comeback.

STATISTICS

	Arizona	UNM
First Downs	19	25
Rushing	32-174	69-319
Passing Yards	329	189
Passing	13-24-1	10-22-3
Total Offense	56-503	91-508
Fumbles-Lost	2-1	2-0
Penalties-Yards	4-30	8-103
Interceptions-Yards	3-23	1-43
Punts-Average	3-53.3	4-43.5
Punt Returns-Avg.	0-0.0	1-3.0
Kickoff Returns-Avg.	2-36.0	5-23.2
Possession Time	19:38	40:22
Third Down Conversions	2-9	11-19
Sacks	2012	104

SCORING BY QUARTERS

Arizona	7	21	14	3	45
New Mexico	3	14	14	6	37

SCORING SUMMARY

1st - (9:52) - UNM - Rogers 37 FG
1st - (7:26) - AZ - C. Jones 78 pass from Solomon (Skowron kick)
2nd - (14:51) - AZ - Baker 27 run (Skowron kick)
2nd - (8:50) - UNM - Jordan 31 run (Rogers kick)
2nd - (3:27) - AZ - Solomon 14 run (Skowron kick)
2nd - (2:19) - UNM - Hart-Johnson 92 pass from Jordan (Rogers kick)
2nd - (0:30) - AZ - Richards 1 pass from Solomon (Skowron kick)
3rd - (13:56) - AZ - Baker 32 run (Skowron kick)
3rd - (9:17) - UNM - Jordan 11 run (Rogers kick)
3rd - (7:35) - AZ - Baker 4 run (Skowron kick)
3rd - (2:02) - NM - Jordan 3 run (Rogers kick)
4th - (13:52) - NM - Apodaca 4 run (rush failed)
4th - (1:32) - AZ - Skowron 37 FG

INDIVIDUAL STATISTICS

Rushing: L. Jordan 21-135, Gipson 15-84, Pressley 12-61, McQuarley 8-23, R. Jones 1-20, Chestnut 2-7, R. Jordan 1-3, Anaya 1-2, Rogers 1-0, Owens 3-(-2), Apodaca 3-(-4), Davis 1-(-10).
Passing: L. Jordan 3-9-2, 110, 1 TDs; Apodaca 7-12-1, 79.
Receiving: Gipson 3-27, Gamblin 1-27, Hart-Johnson 1-92, R. White 1-16, Bundy 1-13, Davis 1-12, Pressley 1-2.
Punting: Rogers 4-43.5. **Punt Returns:** Wiggins 1-3. **Kickoff Returns:** Wiggins 5-116.

Weather: Sunny, 38 degrees
Attendance: 30,289

2016 GILDAN NEW MEXICO BOWL

Dec. 17, 2016 -- Albuquerque
New Mexico 23, UTSA 20

It was nearly one of the greatest comebacks in school history. Nearly. In the end, the Lobos whittled an 18-point second half deficit down to five, and then with a chance to go for the tie threw an interception as the Arizona Wildcats defeated New Mexico 45-37 in a highly entertaining 10th Annual Gildan New Mexico Bowl in front of a crowd of 30,289.

Both teams combined for 1,025 yards of offense, with UNM gaining 333 on the ground and 189 in the air. Arizona was about the opposite with 174 on the ground and 329 via the air. Things looked bleak when Lamar Jordan threw an interception on a play starting at his own 1-yard line that led to a short touchdown run and a 42-24 Wildcat lead with 7:35 left in the third quarter. Jordan, who played well with 135 yards rushing and a 110 yards passing, got UNM back in it with his third rushing touchdown to make it 42-31.

Jason Sanders then hit a perfect surprise onside kick that Donnie Duncan recovered for New Mexico. Jordan got hurt on the drive, leaving the game for good, and Austin Apodaca came in and scored his first career rushing touchdown on an option keeper to make it 42-37. The Lobos went for two and missed the conversion.

UNM got the break it needed on a missed field goal, but UNM turned the ball over on downs. On second-and-3 at the Wildcat 18, DaVonte' Neal broke up a pass intended for Carlos Wiggins, and then Chris Davis fumbled an option pitch for a loss of seven yards. On fourth-and-13 in no-man's land, UNM went for it but Apodaca was sacked. That led to a field goal and a 45-37 lead for Arizona, with one last chance for UNM.

Taking over at the 26 with 1:29 and no timeouts, UNM picked up two first downs to get to the Arizona 36, but there was just 35 seconds left. Looking for a gain hitter, Apodaca was pressured and his pass missed Dameron Gamblin and fell into the waiting arms of Cam Denson for a game ending interception.

UNM opened the scoring with a 37-yard Zack Rogers field goal, but Arizona used a couple of long passes to go up 14-3. Jordan had his first rushing touchdown of the day to cut into that lead, but Arizona answered on an Anu Solomon run.

UNM scored an unlikely touchdown on a 92-yard pass from Jordan to Delane Hart-Johnson, the second-longest in UNM history and the fourth-longest in bowl history. Hart-Johnson outraced his brother Will Parks to the pylon for the score.

However, Arizona scored just before, and just after halftime to boost the lead to 18, setting the stage for UNM's near-comeback.

STATISTICS

	Arizona	UNM
First Downs	19	25
Rushing	32-174	69-319
Passing Yards	329	189
Passing	13-24-1	10-22-3
Total Offense	56-503	91-508
Fumbles-Lost	2-1	2-0
Penalties-Yards	4-30	8-103
Interceptions-Yards	3-23	1-43
Punts-Average	3-53.3	4-43.5
Punt Returns-Avg.	0-0.0	1-3.0
Kickoff Returns-Avg.	2-36.0	5-23.2
Possession Time	19:38	40:22
Third Down Conversions	2-9	11-19
Sacks	2012	104

SCORING BY QUARTERS

New Mexico	3	3	0	14	20
UTSA	7	3	6	7	23

SCORING SUMMARY

1st - (8:41) - UTSA - Falcon 27 FG
 1st - (0:04) - NM - McQuarley 1 run (Sanders kick)
 2nd - (1:32) - UTSA - Falcon 28 FG
 2nd - (0:00) - NM - Sanders 52 FG
 3rd - (9:54) - NM - Gipson 10 run (kick blocked)
 4th - (9:43) - UTSA - Stevens 16 pass from Sturm (Falcon kick)
 4th - (2:22) - NM - McQuarley 1 run (Sanders kick)
 4th - (0:25) - UTSA - Taylor 4 pass from Sturm (Falcon kick)

INDIVIDUAL STATISTICS

Rushing: L. Jordan 13-81, McQuarley 17-68, Gipson 14-60, Owens 3-13, Woodhouse 1-3, Gamblin 1-(-2).
Passing: L. Jordan 3-4-0, 77, 0 TDs; Apodaca 0-0-0, 0.
Receiving: Gamblin 1-34, McQuarley 1-25, Gipson 1-18.
Punting: Bojorquez 3-39.0. **Punt Returns:** Davis 1-3. **Kickoff Returns:** None.

Weather: Windy, 42 degrees
 Attendance: 29,688

A	
Abbott, Lyle	1910-11
Abendschan, Jack	1962-64
Abousleman, Michael	1932-34
Ackerson, Bruce	1946-47
Adams, Daniel	2011
Adams, Justus	2012-13
Adamson, Jean	1945
Adcock, Garrett	2012, 2014-16
Adewon, Tayo	2014-15
Adewon, Toyee	2014
Adkins, Miles	1991, 1994
Agajanian, Ben	1940-41
Ahlgren, Wesley	1934-36
Aho, Andrew	2010-13
Aho, George	2014
Aho, James	2008-11
Akins, Curtis	1972-73
Albrecht, Steve	1987
Albrechtsen, Bill	1980-81
Albright, Edward	1905-07
Alderete, Manny	1994-96
Aldrich, Ray	1903-04
Aldridge, Harold	1932-33
Alexander, Warren	1965-66
Allaway, Jeff	1979
Allen, Calvin	1992-95
Allen, Darian	2016
Allen, Denny	1980, 1982-83
Allen, Jay	1911-12
Allen, Kirk	1987
Allen, Omar	1934-35
Allen, Walter	1905-11
Allott, Donald	1912-13
Allred, Lou	1964-66
Alongi, John	1965-66
Alvarado, Vicente	1993-94
Amerson, Clyde	1943, 1947-48
Anaya, David	2012-15
Anderson, Donald	1952-54
Anderson, George	1973-74
Anderson, Jarrett	1992-93
Anderson, John	1964-65
Anderson, Roy	1945-47
Andrakowicz, Michael	1974-75, 1977
Anyabe, Terel	2007-10
Apodaca, Austin	2015-16
Apodaca, Jeff	1983-85
Apodaca, Jerry	1954-56
Apodaca Jr., Jerry	1979-81
Aqua, Andrew	2012
Arbon, Keith	1986
Archer, Cliff	1969-71
Archer, Phil	1972-73
Archunde, Malcolm	1969
Arens, Waldo	1909-12
Arford, J.Q.	1944-45
Armbruster, Chester	1949-50
Armijo, Fernando	1940
Armijo, Louis	1911-13
Armijo, Mickey	1986-87
Armstrong, Geard	1924-28
Armstrong, Sean	1985
Arnett, Robert	1951-52
Arnett, Zach	2005-08
Arnold, Walt	1976-79
Arnott, Will	1913-15
Arredondo, Mike	2012-15
Arrigoni, Roland	1954
Arruti, Shawn	1991-93
Ashbrook, Vern	1962
Ashley, Myron	1988
Ates, Kevin	1981-82
Attel, Louis	1940-41
Augustus, Clyde	1983
Augustyniak, Mike	2001-04
Austin, Billy	1994-97
Austin, Tarean	2010
Auva'a, Todd	1989
Aven, Chance	2010
Avery, Kenneth	1954
Avery, Steve	1962-63, 1967-68
Avila, John	1983, 1986
Avila, Trini	1991
Aydelotte, Carl	1915-17, 1919-20
Azar, Greg	1979-81

B	
Baca, Brian	1990-92
Baca, Cliff	1989-91
Baca, Frankie	2006-09
Bachechi, Carlo	1928
Baer, Daurice	1929-30
Bail, Mike	1973
Bailey, Roger	1951

Baker, Charles	1977-79
Baker, Cody	2015-17
Baker, DaQuan	2017
Baker, Joel	2000-01
Baker, Paul	2006-08
Balcomb, Kenneth	1912-15
Ball, Toby	2012-13
Balleau, George	1955
Balogun, Kevin	2007-08
Balzer, Jake	1928-30
Banks, Andrew	2009
Banks, Jeremy	1995-96
Bankston, Bo	1958-60
Banner, Geoff	1984
Barber, Bob	1972
Barbere, Mike	1969-70
Barefoot, John	1955-57
Barger, Floyd	1951
Barger, Jack	1951-52
Barlow, Leonard	1937-38
Barnard, Bart	1994-97
Barnard, Matt	2008
Barnes, Don	1975-77
Barnes, Syd	1940
Barnett, Mike	1998-00
Barnwell, Jr., Stanley	2016-17
Barr, Martize	2011
Barret, Aaron	2003
Barrows, F.J.	1942
Barry, Willie	1988, 1990-92
Barton, W. B.	1943
Baskett III, Hank	2002-05
Bassett, Charles	1938-39
Bassett, Charles C.	1938
Bassett, Ralph	1936-37
Bassetto, Bill	1972-74
Bateman, Howard	1912
Battle, Duane	1966
Bauer, Steve	1973
Bauman, Yimin	2006
Baungarner, Mike	1970
Baxter, Jarrod	1998-01
Baylor III, Ray	2016-17
Bayter, LeRoy	1946
Bazinet, Josh	2001-04
Beach, Edgar	1959-60
Beaird, Ronnie	1958-59
Bean, Ray	1903
Beard, David	1965
Beard, Walter	1941
Beard, Windell	1942
Beatty, Brian	2002
Beatty, Fred	1967-68
Bebber, Otto	1924-25
Beck, Wesley	2006-08
Becton, Jesse	1991-92
Beeson, Clement	1903-04
Beggs, Steve	1985-86
Behl, Joseph	1940-41
Beitler, Rick	1966-68
Bell, Bill	1983-86
Bell, Brice	1983-84
Bell, Byron	2008-10
Bell, Edgar	1972-75
Bell, James	1978-79, 1981
Bell, John	1987-90
Belle, Lester	1970
Bell, Randall	1984-86
Bennett, Ricky	2014-15
Bentley, Tom	1934
Berg, Bob	1973-75
Bernard, C. L.	1910
Bernard, Walter	1997-00
Bernitsky, Tony	1949-50
Bernston, R. K.	1945
Bertram, Randy	1980
Berry, Coleman	1977-79
Berry, Destry	2011-12
Best, Chuck	1981-84
Bibbo, Joe	1983-86
Bickley, E. C.	1943
Bielman, Erik	2016-17
Billingsley, Buddy	1993, 1995
Bin-Balal, Zayn	2008, 2010
Biren, Chris	2009-12
Biren, Mark	1979-81
Black, Desmar	1999, 2001-02
Black, Don	1958-59
Black, Ed	1938-39
Black, Quincy	2004-06
Blake, Ed	1973
Blackwell, Aaron	2017
Blakemore, Stacey	1990
Blanchard, Paul	1970-71
Blea, Matt	1988

Block, Don	1974-76
Bloom, Jason	1995-98
Boatright, Jadon	2013-14, 16
Bobbs, John	1980-81
Boger, Edrick	2009
Bogle, Bob	1949
Bogren, Vincent	1939-41
Bojorquez, Corey	2016-17
Boldt, I.V.	1911-13
Boldt, Leslie	1917
Bollema, Dallas	2010-13
Boller, James	1967
Bonner, Vincent	1990
Bonwell, Jeremy	1997
Booker, Harold	1917, 1919-20
Bookert, David	1967-69
Boone, Bruce	1971-72
Booth, Charles	1932
Boqua, Ed	1945
Borchers, Bill	1995-98
Borne, Geron	2012
Borombozin, Vladimir	2000-01
Boteler, Virgil	1944, 1946-48
Bouyer, Bob	1961, 1965
Bowe, Jake	2005-08
Bowers, Brett	2013-14
Bowie, Wallace	1902
Bowyer, Ralph	1934-35
Bowyer, Robert	1960-61, 1964-65
Boyce, Rayshawn	2017
Boyd, Alfred	1931-33
Boyd, Adrian	2002-03
Boyd, Charles	1933-35
Boyd, Ryan	2007
Boyett, Theodore	1936
Boykin, Bolly	1926
Brack, Aaron	2002, 2005
Bradford, Carl	1964-66
Bradford, Herbert	1961
Bradford, Tom	1983-85
Bradley, James	1959-61
Bradshaw, Steve	1971-73
Bramer, Brad	1969-71
Branch, Brandon	2012-14
Branch, David	1980-83
Brandenburg, Bucky	1949-50
Brannin, Bill	1933-35
Brashear, William	1913
Bratcher, Charles	1965-67
Bratton, LaMar	2011-14
Brawley, Chris	2004-05
Braziel, Brian	1996-97
Brett, Dick	1950-51
Brewer, Glen	1925
Bridler, W. M.	1943
Briggs, Trajuan	2013-14
Bright, Michael	1960
Bright, Richard	1959-60
Briscoe, Brian	1980-82
Briscoe, James	1953, 1955
Briscoe, Kendall	2006-09
Briscoe, Robert	1932-34
Brittain, Billy	2003-06
Brock, Bryan	1946-47
Brock, Gene	1948-50
Brock, Harold	1950
Brody, Landrick	2001-04
Brooks, Billy	1941
Brooks, Jim	1980-81
Brooks, Jonathan	2006-08
Brorein, Carl	1914-16
Brown, Arthur	1921
Brown, Billy	1959-60
Brown, C. O.	1924-26
Brown, Charles	2004-05
Brown, Corey	2002-03
Brown, Fred	1929-30
Brown, Harold	1942
Brown, Howard	1991-92
Brown, Isaiah "I.B."	2013-16
Brown, Josh	1996-99
Brown, Kano	1989
Brown, Ken	1972-75
Brown, Larry	1995-96
Brown, Lester	1924
Brown, Robert	1979-80
Brown, Terence	2007-08
Brown, Tori	1985
Brown, Travis	2004-07
Bruening, James	1952-53
Brumfield, Alton	1965
Brunker, Michael	2002-03
Bruno, Roland	2007-09
Brunson, Darien	2013
Bryan, Hugh	1905-06, 1909

Bryant, Dennis	1968
Bryant, Ken	1974
Bryson, Daryl	1977-79
Bucher, Scott	1984
Buchley, Howard	1917
Buck, Mike	1969-71
Buckley, Trey	2007
Buckner, Jerry	1968-70
Buford, Chris	1983-84
Bundy, Marquis	2012-15
Burcher, George	1950-53
Burgess, Kevin	1985-86
Burleson, Don	1957-59
Burns, J. B.	1944
Burns, J. H.	1943
Burns, Robert	1953-54
Burns, Vince	1983
Burrell, Jalin	2017
Burrest, Damon	1992-94
Burrough, Jonathan	1997-00
Bursey, Robert	1956-58
Bursum, Holm	1928
Burton, Terrence	1995-96
Burwitz, Edward	1964
Bush, Brad	1982-83
Bush, Jim	1962
Bush, Pete	1970-72
Butler, A.J.	2009-12
Butler, Charles	1992-94
Butler, Gary	1982-83
Butler, Jack	1958-60
Butler, Mike	1982
Butler, Robert	1945
Butler, Tye	2004
Byrd, Adrian	2002-05
Byrd, John	1960
Byrd, Kenny	2002, 2004-06
Byrd, Markel	2014-15
Byrd, Steve	1963-64

C	
Caamano, Rudy	2000-01
Cagle, Reese	1929-31
Calkins, F. M.	1911-14
Calkins, Tom	1920-22
Calland, W.B.	1944
Cameron, Ray	1975
Campbell, Glenn	1951-52
Campbell, Matthew	2006
Campbell, Todd	1979-80
Camunez, Rudy	1946-47
Cannon, Mike	2007-10
Cannon, John	1902-03
Capatolla, Pat	1986
Cappon, Jim	1979-80
Caprioli, Jason	2005-06
Cardenas, Clayton	2006
Carlisle, Hugh	1910-11, 1913
Carignani, George	1962
Caro, Dante	2010-13
Carpenter, Don	1984-86
Carpenter, George	1969-70
Carpenter, Maurice	1963
Carr, Calvin	1991-92
Carr, Jake	2009-12
Carr, Kasey	2009-10, 2012-13
Carroll, Chris	1993-96
Carroon, Frank	1917
Carson, Jason	1996-99
Carson, Kimmie	2014-17
Carter, Anthony	2004-05
Carter, Jimmie	1980-83
Carter, George	2004-07
Carter, Mike A.	1978-79; 1981-82
Carter, Mike D.	1981-84
Carter, Ravonne	2010
Carter, Wendell	2014
Carter, William	1960
Cartwright, Alvin	1979
Cartwright, Robert	1922
Casas, Joe	1964-65, 1967
Case, Stoney	1991-94
Cason, Colby	1995-97
Castellanos, Israel	2017
Castetter, William	1934
Caston, Rob	1999-00
Celestine, Art	1991, 1993-95
Ceschin, Jim	1981-83
Chambers, Korian	2011-12
Chancellor, Huey	1979-82
Chaplin, William	1954
Chapman, Marion	1974-77
Chapman, Mike	1986
Charles, Buster	1930-31
Charlton, Clem	1947-49

Chavez, A.T.	1934	Cuba, Monte	1989
Chavez, Ben	1990-92	Cullen, Lou	1945-47
Chavez, Bobby	1962-63	Cummings, Charles	1959-61
Chavez, Coley	1994-95	Cunningham, Gordie	1982
Chavez, David	1917	Curran, Pat	1970-71
Chavez, Gabe	1974-75, 1977	Curran, Tom	1988
Cheek, W.J.	1944-45		
Chess, James	1917		
Chestnut, Daryl	2015-17		
Childress, Dante	2000-01	D	
Choi, Brian	1999-00	D'Avanzo, Nik	2013-16
Christian, Noel	1994-95	Dame, Woody	1964-65
Chmura, Dyson	2017	Danahy, Tom	1905
Ciepiela, Steve	1974-75	Daley, Steve	1988, 1990
Clampitt, Brian	2005-07	Dancel, Zach	2011
Clancy, Albert	1905	Daniels, Maurice	2015-16
Clark, Cary	1980-81, 1983	Daniels, Mike	1985
Clark, Devin	2006-07	Darling, John	1985
Clark, Edwin	1917	Darrow, Floyd	1938
Clark, Ian	2006-09	Dassoff, L.	1943-44
Clark, Jim	1942, 1946-47	Daugherty, Duffy	1987
Clark, Walter	1935-37	Daugherty, Zach	2011
Clausen, Chuck	1960-62	Daughtry, Myles	2010
Clayton, Chase	2011-13	Dauphin, Ron	1972-73
Clayton, Justin	2003-06	Davis, Chili	1995-96
Clayton, W. D.	1932-33	Davis, Chris	2014-17
Clewis, Troy	1985, 1987	Davis, DeAndre	2008-09
Cockrell, Jacob	1998-99	Davis, Eugene	1989-90
Coen, Hearst	1924-26	Davis, Gary	2000-01
Coffey, James	1977-79	Davis, Larry	1956-57
Coffman, Derek	1988-91	Davis, Larry	2000
Coggeshall, Charles	1939	Davis, Marcellus	1989, 1991-93
Coggins, John	1950-51	Davis, Ricky	2000
Coit, Trent	1991-94	Davis, Rod	2011-12
Colburn, Justin	2000-03	Day, George	1934-36
Cole, Ken	1962-63	Deakins, Warren	1933-34
Cole, Robin	1973-76	Dean, Robert	1937
Cole, Tom	1983-86	DeBesse, Cameron	2012-13
Coles, Rodney	1983-84	Decker, Paul	1903
Coleman, Travis	1973	Decker, Scott	1979
Collins, D. M.	1945	DeGryse, William	1926-27, 1929
Collura, Guy	1985, 1987-88	Degulis, Richard	1967
Combs, Chris	1976-79	Delahanty, Keith	1988
Contreras, Ben	2008	DeLayo, Leonard	1941, 1948
Conyers, Jermaine	2017	Demarest, Jesse	2004
Cook, Buddy	1954	Demman, John	1956
Cook, Dave	1972-74	Demory, William	1960
Cook, Erik	2006-09	Dennard, Ken	1970
Cook, Herbert	1947-48	Dennard, Preston	1974-77
Cook, Jim	1978-79, 1981	Dennard, William	1933-35
Cook, Ryan	2002-05	Dennis, Demond	2009-10
Cooke, Robert	1949	Dennis, Dole	1965
Cooksey, Dave	1974-75	Denson, Jeremy	2000
Coon, John	1952-54	DesJarlais, Devin	2014
Cooper, Devin	1985-86, 1988	DeVelviss, Ted	1939
Copple, James	1999-00	DeWolf, Ed	1910-11
Corn, Poe	1930-31	DeYoung, Donnie	1982-85
Cornish, Gillette	1909	Dibbles, Larry	1971-72
Coughlan, Dick	1957-58	Dickson, Mike	1976-79
Coulter, Kyle	2001-04	Diller, Rich	1971-73
Counter, Dwight	2000-03	Dilworth, Mark	1982
Court, D. B.	1953-55	Dinelli, Dante	1934
Coverley, Dan	1993-94	Dingwall, B. T.	1933-35
Coverley, Rod	1993-94	Dinkelmann, Frans	1997-99
Cox, Dakota	2013-16	Ditmore, Tyson	2004-07
Cox, D.D.	2003-04	Doar, Fred	1944, 1946
Cox, John	1953-55	DoBell, Bob	1937-38
Cox, Roger	1950-52	Dolzadelli, John	1925-28
Cozzens, L. C.	1941	Donohue, Dan	1925
Craig, Rex	1920	Donaldson, Kenya	2014-16
Crampton, Jay	1951-54	Donaldson, Terence	1984-87
Crandall, Bob	1957-59	Donaldson, Tyler	2006-07
Craven, Harry	1925-27	Doran, Tony	1996-97
Crawford, Bernard	1903, 1905	Dorris, Paul	1935-37
Creagan, Scott	1988-89, 1991-92	Douglas, Danny	1986
Crebbs, Chester	1915	Douglas, Darren	1985-87
Creedy, Carson	1924-25	Douglas, James	1940
Cresap, Zach	2002-03	Drake, Richard	1954-56
Crespin, Ahraya	2009	Drennan, Q'	2016-17
Creswell, Lewis	1953	Driscoll, Myron	1982-84
Crews, Curtis	1989-90	Drury, Mike	1983
Crist, Elmer	1930	Duff, John	1987-88
Crist, Robert	1927-29	Duffy, Francis	1965
Crocchio, Victor	1941, 1946	Duke, Paul	1960-61
Crockett, David	2001-02	Dunaway, Ed	1972
Cromartie, Jim	1960-62	Duncan, Donnie	2011, 2013-15
Crompton, Jack	1942	Duncan, Pat	1985
Cropley, Stanley	1934-35	Duncan, Robert	1972-73
Crosby, Al	1985	Duncan, Tyler	2013-15
Crosby, Lee	2015-16	Dungan, Don	1970-71
Cross, Joe	1931-32	Dunlap, Troy	1994, 1996
Cross, Richard	1983	Dunnigan, Chester	1920
Crowder, Alex	1991-94	Dutton, John	1922
Crum, Curtis	1964	Dutton, Pete	1924
Crum, Thomas	1984, 1986	Dwyer, Bill	1937-38
		Dyche, James	1939-41
		Dye, John	1905

	E
Eastham, Mark	1982-83
Easter, Fred	1990-91
Eaton, Jack	1951, 1953-54
Edia, Walter	1962
Echohawk, Owen	1936
Edling, Chris	2012-15
Edsall, Van	1949
Edwards, Bobby	1986-87
Edwards, SaQwan	2012-14
Edwards, Torry	1986-87
Eicker, Mark	1989-90
Eidenschink, Rick	1978-80
Elliott, Don	1979-82
Ellis, Keith	1975-78
Ellis, Reggie	2010-12
Elmore, Ken	1957
Emmonds, Eugene	1906
Emmons, Gasner	1906, 1909
Ena, Tali	2003-04
EnRico, Jared	2017
Enriquez, Jorge	2005
Enriquez, Nathan	2009
Epps, Corbin	1995
Epps, Martelius	2004-06
Epting, Rhashaun	2017
Erb, John	1915
Erick, Fred	1975
Erickson, Bobby	1986
Erickson, Duane	1963-64
Ernst, Steve	1972-72
Eslinger, F. R.	1944
Esmiol, Morris	1967-68
Esquivel, Chuck	1979-80
Estrella, Chris	2017
Ethredge, Eugene	1987
Evans, David	1980-81
Evans, I.Q.	1931
Evans, Leslie	1936-37
Everett, Lamon	1988-90
Evins, Jack	1939

	F
Faha, Frank	1932
Fahnert, Stephen	2001
Farrel, Jake	1999-2002
Farrell, Dillon	2010-13
Fashola, Fola	2002, 2004
Fatokun, Emmanuel	2011-12
Faw, Paul	1925
Feather, Adlai	1915-16
Feather, Landis	1915
Felder, Herbert	2005-08
Felicetti, Lawrence	1941-42, 1947
Fellis, Pete	1936-37
Fennell, Oscar	1970-71
Fenwick, Tyler	1998-99
Ferguson, Bobby	1981-82
Ferguson, Maxwell	1922
Ferguson, Rick	1969
Ferguson, Rodney	2004, 2006-08
Fernandez, Cruz	1934
Fernandez, Joey	1991-92
Ferry, Ken	1975
Fields, Chris	1972
Fields, Sharay	1978-80
Fiola, Joe	1999-01
Fiorino, Vince	1979
Fish, Jack	1928-29
Fisher, Reginald	1926
Fitzgerald, Dan	1971
Fitzsimmons, Dick	1961-62
Fitzwater, Terry	1967
Flack, Jordan	2017
Flakes, Curtis	2001-04
Flores, Richard	1979
Flowers, Nahje	2017
Fobbs, Charleston	1986-88
Foley, Tim	2011-13
Folk, David	1988-91
Fonua, Tevita	2016
Fontes, A. W.	1943
Foraker, Creighton	1917, 1919
Foran, Nick	1942-43, 1947
Forrest, Bob	1975-76
Forrest, Bubba	2008-11
Forrest, Mike	1976-79
Foster, Alfred	1942
Foster, Carl	1977-78, 1981
Foster, Mannie	1929-30
Foster, Melvin	2004
Foster, Ted	1956
Foulkas, George	1965
Fountain, Blaise	2016-17

Fowler, R. J.	1967-68
Fox, Jamie	1978-79
Franczyk, Phil	1969-70
Fredenberg, Herman	1969-70
Frederick, Andy	1974-76
Fredericks, Roscoe	1933-34
Friberg, George	1958-60
Fritz, Sam	1937-38
Frogge, Stanley	1941-43
Frost, Greg	1968
Fulbright, Gabriel	2002-05
Fuller, Steve	1969-71
Fullerton, Howard	1916
Fulmar, James	1967
Funck, Buddy	1982-84
Fussell, Josh	2007-10
	G
Gabriel, Robin	1980-81
Gaines, Bob	1969-71
Gale, Joseph	1956-57
Gallagher, Pat	1969-70
Gallegos, Dean	1993-95
Gallegos, Patrick	1970
Gallegos, Paul	1931
Galles, Herbert	1932
Galles, Herbert Sr.	1906
Gamblin, Dameon	2013-16
Garber, John	1957-59
Garcia, E.	1943-44
Garday, Adam	2004-05
Gardner, Barney	1937
Gardner, Peter	2009-10
Gares, Wayne	1955-57
Garrett, Edwin	1998, 2000-01
Garrison, Andrew	1991
Garrison, Barrett	1995-98
Garrison, Barry	1984-87
Garrison, Eric	2007
Garza, Pat	1983
Gasaway, Joe	1935-36
Gass, Gordon	1913-14
Gassoway, Donny	1984-86
Gatewood, Gerald	1947-48
Gaus, Tyler	2002-05
Gautsche, Cole	2012-14, 16
Gawronski, Daniel	2002-03
Gener, John	1973-74
Gentry, Carl	1948
Gentry, Don	1954
Gentry, George	1919
Gentry, Sam	2015-16
Gentry, Wilber	1939-40
Gerhardt, Herbert	1924
Gerhardt, Scott	1998-01
Gerhart, Coltin	2017
Gerpheide, Ben	1919-20
Gerpheide, Louis	1920
Geter, B. E.	1943, 1946-47
Ghent, Chuck	1980-81
Ghormley, Chad	1991
Ghoston, Abe	1993-94
Gibson, Tom	1937-39
Giddens, Frank	1977-80
Gill, Ed	1978-79
Gill, George	1957-58
Gillaspay, A. P.	1944
Gillespie, William	1968
Gipson, Teriyon	2013-16
Girgle, Jacob	2016-17
Giroue, Rick	1977
Givens, Aaron	1987-90
Givens, Karlin	2009-10
Gladding, R. D.	1910-11
Glass, Larry	1960
Glavey, Tom	1935
Glassman, Mason	1925-28
Gleason, Andy	1993-96
Glovetski, Ronald	1956
Godfrey, Stump	2010
Golden, Terrell	2000-03
Goldstein, Matt	2002
Gomes, Joe	1984-85
Gongbay, Crusoe	2011-14
Gonzales, Danny	1996-98
Gonzales, Gilbert	1985
Gonzales, Jake	1975-77
Gonzales, Santiago	1906
Good, Dennis	1966
Good, Mike	1988-91
Goode, Pete	1927-30
Goodloe, Marcus	1989-92
Goodson, Chester	1972-74
Gordon, Lennox	1995-98
Gorman, Frank	1969-70

Gorman, William	1909
Gosnell, Wayne	1956-58
Grady, Scott	1976
Grammel, Charlie	2016-17
Gray, Anthony	1957-58
Gregory, Brandon	2001-02
Green, Dave	1975-76
Green, Lawrence	1997, 1999
Green, Steve	1991-92
Green, Ted	1972-74
Green, Travis	2015
Greenfield, Cora	1914
Greenleaf, Frank	1919-22
Greenwood, Al	1981-82
Greer, Bo	2005-06
Greer, Jacori	2010-13
Grenko, John	1924-25
Griffin, Chris	1992-95
Griffin IV, Jay	2017
Grossman, Herbert	1951-52
Grueter, Kenneth	1921-22, 1924
Gruner, Brad	2008-10
Guerrette, Ray	1952-54
Gullick, Frank	1958-60
Gurule, Jayson	2013
Gustovich, George	1939-41
Guthrie, David	2013-15

H

Hackett, Hubert	1946
Haemker, David	1995
Haile, Jack	1938-39
Haines, Bob	1974-75
Hakes, Glen	1955-57
Hall, David	2001-02
Hall, Earnest	1909
Hall, Harold	1949-50
Hall, Juamar	2004-05
Hall, Justin	1990-93
Hall, Klint	1990-93
Hall, Lamont	1987-89
Hall, Logan	2004-05
Hall, Lowell	1989-90
Hall, Preston	1974-75
Hall, Richard	1973
Hall, Ron	1974
Hall, Shane	1985-87
Hall, Tom	1936-38
Ham, Nathan	1980-81
Hamilton, James	1909-11
Hamilton, Ron	2001
Hammond, Dale	1945
Hammond, Lynn	1922
Hammond, Robert	1964-65
Hampton, Lon	2017
Hampton, Orvey	1962-64
Hancock, Howard	1962-63
Hankins, Corby	1992-93
Hankins, Spencer	1941, 1946
Hannett, George	1936-37
Hanson, Javier	2000-01
Hanson, R.B.	1943-44
Harbin, Bill	1966
Hardaway, Tray	2008-09
Hardin, Jack	1956
Harley, Paul	1941
Harper, Rantie	1997-00
Harrington, Ed	1922
Harris, Aleem	2005-06
Harris, Chrishone	2001-04
Harris, Darius	1988
Harris, David	1966-68
Harris, Emmanuel	2016
Harris, Joe	1962-64
Harris, Joseph	2010-12
Harris, Mose	1917
Harris, Phillip	1954-56
Harrison, Charles	1965
Harrison, Phillip	2006-07
Hart, Alex	2015-17
Hart, John	1946-48
Hart, Kenneth	1947-49
Hart-Johnson, Delane	2015, 17
Hartshorne, Joe	1969-71
Harvetin, H.J.	1943
Hash, W.J.	1943
Hatten, Sylvester	2007-08
Haury, Richard	1973-75
Hawbaker, John	1972-73
Hayes, Bill	1961
Haynes, Art	2003-04
Haynes, Jim	1974-77
Haynes, Joe	1997
Hays, Guyton	1932-34

Heald, Clarence	1903, 1906
Heald, Kenneth	1903, 1905-06
Heard, George	1960-62
Hearn, Ben	1945
Heber, Brett	1986-89
Heber, Todd	1990-92
Heckroth, Lou	1971
Hedrick, Howard	1940
Hegge, Ron	1977-78
Heidrick, Jeff	1983
Hein, E.L.	1944-45
Helton, Clinton	1961-62
Hembree, Nate	2001-02
Hemphill, Tommy	1995-97, 1999
Henderson, Mike	1987-90
Henderson, Reno	2014-16
Henderson, Roy	1929
Hendrick, Doug	1964-66
Hendricks, Ace	1966-68
Hendricks, Howard	1940
Hendricks, Nelson	1931
Henington, Rex	1965, 1967
Henington, Scott	1961-63
Henley, Jack	1937-39
Henry, Daniel	2014-16
Henry, Fred	1970-72
Henry, Mickey	1965
Hensley, Jim	1976, 1978
Henson, Brent	1981, 1983-85
Henson, Wes	1982-84
Hentrup, Garrett	2009-10
Herbert, W.M.	1943
Hernandez, Chris	2007-10
Hernandez, Danny	1999
Hernandez, Ivan	2008-09
Hernandez, Louis	1922-24
Hernandez, Ralph	1919-20
Hernandez, Walter	1920-22, 1924
Herring, Walter	1993-94
Herron, Bruce	1975-76
Hessel, Mark	1992
Hesselden, Louis	1913, 1920
Hettema, David	1964-65
Hickman, Bob	1941
Hicks, Robert	1968-69
Hicks, W.D.	1937
Hidalgo, Rafael	2017
Hightower, Beau	2006
Hightower, Corey	2017
Hightower, Paytron	2012-14
Hildebrandt, G.J.	1944, 1946-47
Hill, Brian	2010
Hill, Chuck	1949-51
Hill, Clyde	1941
Hill, Harold	1910-11
Hill, Kermit	1930-31
Hill, Randy	1978
Hill, Reese	1939-41
Hill, Warren	1936
Hillenbrand, John	1977
Hillesheim, Mark	1980-81
Hnida, Katie	2002-04
Hobdy, Jr., Willie	2017
Hodges, Patrick	2003-06
Hoffman, Skiles	1916
Hogan, Larry	1978
Holbrook, B.R.	2009-12
Holler, Jack	1967
Hollingsworth, Shawn	1979
Hollins, Karnell	1989-90
Holloman, Clifton	1939
Holman, Carl	1903
Holmes, Steve	1985-87
Holve, Don	1942
Honan, Bernard	1946
Hood, David	1979-80
Hooks, Anthony	2008-11
Hopkins, Edmund	1922
Horgan, Edward	1922
Horn, Jeff	1980
Hornfeck, Ray	1981-84
Hott, Beau	2016-17
Houghtaling, Jeff	1994-96
Houston, Chris	1987-88
Howard, Scott	1985-88
Howden, William	1929-30
Howes, Jeff	1985, 1987-88
Hracek, Alan	1967
Hubbard, Don	1972-73
Hubbell, James	1938-39
Hudspeth, Max	1974, 1976-78
Hughes, Garrett	2015-17
Hughes, George	1946-47
Hughes, Herbie	1949-50, 1955

Hugine, J.J.	2010
Humphreys, Bryan	2002-04
Hunt, Ronnie	1982-83
Hunter, Chawn	1984
Hunter, D.	1911-12
Hunter, Mark	2011-12
Hunter, Weldon	1951-52
Hutchins, John	1949
Hutchinson, R.	1911-13
Hutchison, Stephen	2004-07
Hyder, Don	1951-52

I

Iacenda, Ted	1999-00
Imboden, Carl	1944
Irwin, Blake	1994-97
Irwin, Lloyd	1903
Ivy, Charles	1964
Ivy, Jarvis	1957-59

J

Jack, Eric	1990-93
Jackson, Barry	1989-91
Jackson, Carl	1965-66
Jackson, Johnny	1981-84
Jackson, Rashad	2012
Jackson, Vershad	2012
Jacobsen, Evan	2009-12
Jaeger, Roland	1952, 1954
Jaeger, Shane	1994-97
James, Ned	1985-86
James, Victor	2006-09
Jasper, Larry	1960-62
Jaworsky, Eric	1997-99
Jenkins, Aaron	2015-17
Jenkins, Curtis	1935-36
Jenkins, Darren	1981-84
Jenkins, Jerome	2007-08
Jenkins, Robert	1927, 1929
Jensen, Kurt	1989-90
Jensen, Robert	1960-62
Jeter, Calvin	1964-65
Johannemann, Seth	2007-08, 2010
Johnson, A.J.	2011
Johnson, Bob	1974-75
Johnson, Brandon	2008
Johnson, Brian	1998-01
Johnson, Casey	1998-99
Johnson, Che'	1995-1998
Johnson, Daniel	1993-96
Johnson, Darryl	2010-13
Johnson, Javarie	2012-14
Johnson, Julius	1980-82
Johnson, Kelvin	1983-84
Johnson, Michael	1980-83
Johnson, Nick	1981-84
Johnson, Randy	1987
Johnson, Reginal	1996-99
Johnson, Tim	1977
Johnson, Thomas	1968
Jones, Albert	1991
Jones, Clarence	1976-77
Jones, Cranston	2012-15
Jones, Daryl	2006-09
Jones, Greg	1972-74
Jones, Jack	1932, 1934-35
Jones, Javohn	2016-17
Jones, Howard	1974
Jones, Ogle	1921-22
Jones, Rick	1973-74
Jones, Ridge	2013-15
Jones, Taihi	1991
Jones, Tony	1984-85, 1987-88
Jones, Tyrone	1984-85
Jones, Wendell	1984
Jones, Woody	1966-68
Jordan, Avery	2016-17
Jordan, Lamar	2014-17
Jordan, Romell	2014-15, 17
Joseph, Emmanuel	2017
Josue, Hebrews	2001-02
Jourdan, William	1942-43
Journagan, Travis	1996-98
Juarez, Cole	2014
Juarez, James	1953-55
Jurasek, Joe	1980

K

Kaiser, William	1951-52
Kannike, Musa	1987-88
Karsten, Karl	1910
Kase, Cody	2004-07
Katz, Leo	1942
Keasler, Ed	1933-34

Keeler, Billy	1989-90
Keeran, Bob	1974
Katz, Leo	1942
Keasler, Ed	1933-34
Keeler, Billy	1989-90
Keeran, Bob	1974
Kegler, Daniel	2001-03
Kelleher, J.P.	1944-45
Keller, Ron	1983-86
Kelley, Buster	1922
Kelly, Ben	1946-47
Kelly, Brent	1985-86
Kelly, Casey	2001-03
Kelly, Charles	1962-63
Kemp, Tony	1988
Kennedy, Brett	2008-11
Kenney, Donald	1956
Kennedy, George	1960
Kiethly, Ray	1935-36
Kilby, Anthony	2005-07
Kincaid, Shannon	2000-03
King, C.R.	1944-45
King, Todd	1985
Kirby, Karlos	1990
Kirk, Ty	2009-12
Kirkindoll, Mike	1986
Klein, Edward	1941-42
Klein, Todd	1970-71
Knapp, Wilson	1948-50
Koch, James	1956-58
Koehler, Charles	1948
Kohl, Ronald	1970-72
Konte, Abdullah	2007-08
Konte, Mohammed	1998-01
Konte, Sulayman	2000-01
Kopecky, Rick	1974-75
Korpitz, Larry	1969-71
Korte, Merle	1947-49
Koskovich, Charles	1951-53
Koskovich, Mark	1976-78
Kosor, John	1960-62
Kostenbader, Kenneth	1949-50
Kowalczyk, Joey	1991-93
Koury, Gene	1948
Kozial, Julius	1967-69
Krall, Rudy	1945-48
Kranz, Roger	1957-59
Kreuter, Norman	1967
Kubowicz, Mike	1971-73

L

Laberrere, Paul	1971-72
Lackey, Laurance	1912
Lafferty, Todd	1979-80
Lahusen, George	1967
Lamm, Jack	2013, 16
Lane, John	1979-82
Langford, Ryan	2014-15
Langston, Calvin	1915-16
Lapraik, Jack	1912-13, 1915
Lara, Danny	1986-87
Larson, Ed	1988
LaShell, Eugene	1942
Latchison, Jaymar	2008-11
Lauderdale, Dick	1952-54
Lawler, Larry	1980-81
Lawson, JaJuan	2016
Lawson, Nicky	2007
Lawson, Skip	1969-71
Layden, Bill	1981-83
Leach, Jeremy	1988-91
Leadbetter, Thomas	1964-66
Leavell, Orlando	1986-87
Lee, Chester	1913-14
Lee, Chris	2014-15
Lee, Floyd	1912-14
Lee, Robert	1952-54
Lege, Ken	1973-74
Lehman, Nick	2014-15, 16
Leibic, James	1967
Leigh, Graham	1996-98
Leigh, Kevin	1998
Leigon, Steve	1964
Leisk, H.	1944
Leland, Todd	1984
Lembke, Charles	1906, 1909-11
Lenoir, Scott	1984
Lennon, John	1968
Lenzmeier, Jason	2000-03
LePlatt, Jack	1942
Letuligasenoa, Tony	1971-72
Levingston, Donald	1988-90
Levstik, David	1989-91
Lewis, Chris	2015-16

Lewis, Jay	1931
Lewis, Julian	2011
Lewis, Kenny	1997-98
Lewis, Tim	1968-69
Leyba, Eddie	1956
Leyva, Porky	1954-56
Ligon, Blake	2005-08
Lilly, Elijah	2016-17
Lindstrom, Steve	1976
Lipp, Maurice	1929-31
Lisker, John	1993-94
Litchfield, Don	1950
Littrell, Ike	1911-13
Lively, Dennis	1961
Livingston, Frank	1933, 1935-36
Locksley, Meiko	2011
Logan, Grant	1951-52
Logan, Karl	1989-90
Loken, Arnold	1940-41
Lollie, David	1984-87
Lomarri, Joe	1931
Long, B.J.	1998-01
Long, Boyde	1957-59
Long, Deon	2011
Long, Malcolm	1924-27
Long, Rocky	1969-71
Lookingbill, John	1948-49
Looney, Pat	1982-84
Lopez, Clayton	1990
Lopez, Emilio	1935-36
Lopez, Flavio	1997
Lopez, Tim	1981-83
Lott, Jerry	1954-56
Lovato, Jeremiah	2006-08
Lovato, Martin	2001-03
Love, Montez	1981-84
Lovett, Bruce	1963
Lovett, Gerald	1949-50
Lozier, Bob	1958-60
Lucksinger, Brett	1994
Luksich, John	1939-41
Luse, J. W.	1903
Lusk, Greg	1982
Luther, Barry	1984-87
Lutjens, R.D.	1944
Lutz, Tim	2008
Lyden, Joseph	1947
Lyles, Jamarr	2010-11
Lynch, Joe	1953-54

M

Mabany, Sam	2015
Mabry, Scott	1932-34
MacDonald, Jeff	1986-87
MacGillivray, Finlay	1938-39
Mackey, Marquez	2016
Macrea, Jeff	1998, 2000-01
Maczyk, Larry	2011
Mader, Jonathan	2009
Madera, Fred	1930
Madsen, Brett	2006-07
Mady, Fred	1984-86
Maese, Joe	1999
MaGee, Keith	1979-82
Magnant, Jeric	2011-14
Maguire, Mike	1905
Mahina, Eden	2014-15
Makaafi, Stan	1999
Malcolm, Jack	1940
Maler, Arthur	1945
Mallory, Ernie	1969-70
Malnar, Steve	1963
Malone, Jerrell	2002-05
Malone, John	1944-45
Malonson, Steve	1995
Malooof, Joe	1975, 1977-78
Malooof, Phil	1986
Maney, Scott	1984-87
Manly, Blair	2016-17
Mann, Claude	1919
Mann, Grant	1919-20
Manning, Antonio	2001
Manning, Joe	1999, 2001-02
Mansell, Coby	1994-95
Manwarren, Clark	1955
Mapes, Riley	1921
Maples, Kevin	1998-99
Margolis, David	1989-92
Mariani, Mario	1964
Marion, Dion	1997-98
Mark, Chris	2006-08
Markham, Bruce	1970-71
Marman, Deshon	2011
Marr, Dennis	1967
Marsh, H.E.	1909-10

Marshall, Jimmy	1988
Martin, Bertrand	1995
Martel, John	1937-38
Martin, Danny	2007-09
Martin, Nias	2015-16
Martin, Ricky	1976-78, 1980
Martin, Will	1991-92
Martinez, Art	1985-88
Mason, J.V.	2011
Mateialona, Tuli	1992-93
Mathews, Glen	1994
Mathiasmeier, Mark	1982-84
Mathis, Terance	1985-87
Matison, Rene	1968
Matteucci, Ralph	1951-53
Matthews, Dave	1951-53
Matthews, Jasper	1993
Matthies, Richard	1967
Maull, Kerry	1987
Maurer, Dave	1999
Maurer, Jim	1968
Maxwell, Kenneth	2014-15, 17
May, Eric	2000
Mayo, Joseph	1903, 1905
Mazotti, Tony	2000-01
Mazzella, Mike	1982-84
Mazzone, Noel	1976-78
McAlpine, Edward	1954
McAlester, Gary	1973
McArthur, Stewart	1919-20
McBain, Mat	2012-13
McBee, Tom	1969-70
McCabe, Brian	1984-87
McCall, Kim	1988-91
McCall, Nate	1970-71
McCanna, Joe	1913
McCarthy, Tom	1933
McClellan, Alfred	1903
McClintick, Ross	1941
McClure, Dwight	1917, 1919-20
McClure, Rashad	1999-01
McConnell, Chalmers	1909
McCormack, Butch	1974-75
McCormick, Van	1987
McCown, Quinton	2012-13
McCracken, Ed	1941
McCray, Chris	1989-92
McDavid, Marcus	1996-99
McDavid, Paul	1935-37
McDonald, Calvin	2002-03
McDonald, Keith	1970, 1972-73
McDonald, Lavon	1945-47
McDonald, Ramos	1996-97
McDougal, Cloise	1941-43
McDowney, Calvin	2010-12
McEwen, Jack	1941-42
McFarland, Jack	1926-28
McFie, J.R.	1909
McGarrahan, Scott	1994-97
McGary, Orie	1914
McGill, Curt	1975-78
McGowan, LeJonta	1998
McGrew, Jimmy	1995-96
McGuire, Dan	1985
McGuire, Onie	1930-32
McIntyre, Boleslo	1940-41
McKamey, Kole	2003-06
McKay, W.R.	1944
McKee, Don	1948-49
McKeown, Jerry	1947-48
McKinley, Herb	1991-93
McKinney, David	1998-99
McLaughlin, William	1950
McMullen, James	1950
McNitt, Jay	1959-61
McPeck, Clint	2006-09
McPhearson, Emmanuel	2009-11
McQuarley, Richard	2015-17
McQueen, Jermaine	2007-08
McSmith, Marvin	1951-52
Meadows, Edwin	1961-62
Mears, Maurice	2008-10
Meinershagen, Richard	1935-37
Mello, Richard	1979-83
Mellon, Bascom	1992
Mequet, Dave	1987-88
Mermer, Sean	1984-85, 1988
Merrill, Tim	2008
Merritt, Jamal	2011-12
Merritt, Spencer	2009-11
Mertz, G. H.	1943-45
Messer, Brian	1997
Messina, Carmen	2008-11
Metzger, Jered	2007
Meyer, Ronald	1967-68

Meza, Frank	1964-65
Mickelson, Bob	1944-45
Mihsch, Doug	1979
Miles, Ben	1945
Millea, Justin	2000-02
Miller, Adam	2008-09
Miller, Bart	2006-07
Miller, Casey	1978-79
Miller, Floyd	1920
Miller, George	1957
Miller, Hurald	1942
Miller, Kameron	2017
Miller, Mickey	1941-43
Miller, Samuel	1903
Mills, DeShawn	2009-12
Milner, Derrick	1995-98
Milton, Richard	1946-48
Minuti, Dennis	1971
Miranda, Max	1995
Mitchell, Robert	1981-82
Mitchem, Clayton	2013-14
Moar, Hector	1929
Moates, Guy	1945
Mobley, Justin	1999
Moffa, Reno	1947-49
Moffitt, Cort	1999
Mohoric, Mike	2002-05
Molina, Aaron	2017
Monfort, Avery	1938-39
Monk, Albert	1924-25
Moore, Alan	1977-79
Moore, DonTrell	2002-05
Moore, Ivory	1968
Moore, J.	1943
Moore, Monty	1971-73
Moore, Terry	1992-93
Moore, William	1927-28
Moore, Mark	1988-91
Morales, Andy	1955, 1957-58
Morales, Manuel	1949-50, 1953
Moran, Kentrail	2017
Morgan, Bobby	1952-54
Morgan, Bobby	1960-62
Morgan, Eric	1989-90
Morris, Gayland	1964-65
Morris, George	1980-81, 1983
Morris, Horse	1951
Morris, Nate	1989-90
Morris, Tom	1974-76
Morrison, Barney	1938
Morrison, George	1929-30
Morrison, Guillermo	2000-02
Morrison, Jay	1969-70
Morrison, Ronald	1958
Morrissey, Jack	1940
Morrow, Dion	1988-90
Morse, Donald	1952-53
Moseley, William	1945
Mosley, Edwin	1970
Mosley, Major	2004-07
Moss, Charles	1999-2002
Moten, Derrell	1998
Mount, Tracy	1979-82
Mudgett, Leon	1909, 1911
Muersch, Randall	1967
Mulcahy, Harold	1925-26
Mulchrone, John	2005-06
Mulkey, Don	1949-51
Muller, Roy	1969
Mummert, Ryan	1992-95
Muniz, Mike	2010-11
Murcy, Auburn	1926-27
Murphy, Joseph	1954-55
Murphy, William	1935, 1937
Mushonga, Lumumba	1990
Myer, Steve	1974-75
Myers, Frank	1902

N

Naglich, Vince	1944-45
Natali, Vince	2004-07
Neal, J. W.	1949-50
Ned, Kevin	1995-96
Neely, Cody	2008-10
Nelson, Chris	2005-06
Nelson, Dick	1941
Nesbitt, Jerry	1955-57
Nesbitt, Mike	1992-93
Nesmith, Woodrow	1937-38
Ness, Dick	1963-65
Ness, Gary	1961, 1963
Nettles, Aaron	1997
Newman, Tevin	2011-14
Newton, Kevin	1988
Nicholl, Rob	1989-90

Niemants, Marion	1937-38
Noe, Henry	1969-70
Novak, Jay	1992-93
Nohl, Louis	1915-16
Noland, J.	1944, 1947-48
Nuckolls, Norman	1950-51
Nunley, Lon	1982-85

O

Oakes, George	1970-72
O'Bannon, Turhon	1992-93
O'Brien, Jon	2004-07
Ocampo, Aaron	1997
Ocasio, Austin	2016-17
Oglesby, Barton	1940-41
Ojeda, Hugo	1990-93
Okonkwo, Kene	2014-16
Oldenkamp, Bryan	2015
Oliver, Jamie	1996-97
Oliver, Jon	1999-01
Oliver, Scott	1966-68
Oliver, Winslow	1992-95
O'Neal, Albert	1964-66
O'Neal, William	1965
Ordenstein, Jacob	1999
Ordenstein, Kawika	1997
Orrison, Clay	1986-87
Orvick, David	2012-13
Osborn, David	1979-82
Ottmann, James	1960-63
Owens, Al	1987-88
Owens, Tyronne	2015-17
Owens, William	1978-79
Owens, Willie	1988
Owensby, Fred	1941

P

Pafford, W.B.	1944-45
Pagador, Steve	1994-95
Paige, Frank	1981
Paiz, Abedon	1934-35
Palmer, Robert	1934
Panzica, Richard	1952-53
Paoli, Joel	2003
Papini, Don	1951-52
Parker, Bijon	2015-17
Parker, Marcus	2002-05
Parks, Pete	1980-82
Parr, Steve	1983-84, 1986
Parrish, Sammie	1980
Parrish, Sammy	1980, 1982
Parrish, Toby	1972-74
Parsons, Critchell	1930-31
Patterson, Paul	1944
Patton, Perkins	1917
Paulsen, Herbert	1917
Paulsen, Jesse	2009
Pautsch, John	1966-68
Paxon, Matt	1977
Payne, Brandon	2003-04
Pearce, Cullen	1920-22
Pearlman, Gavin	1993-94
Pease, John	1912
Peavy, J.	1906
Pegue, William	1946-50
Penley, Bryan	2000-03
Pennington, Terrance	2002-05
Peppin, George	1939-40, 1945
Perez, Danny	2002
Perg, Tom	1973
Perkins, Archie	1931-33
Perkins, Don	1957-59
Perkins, Jeff	1977
Perkins, Rex	1990-91
Perry, Floyd	1974
Pesce, Mike	1982
Persley, Stephen	1998-01
Peterson, Darwin	2005
Peterson, Chris	1970
Peterson, Scott	1993-1995
Pettenuzzo, Mike	1972-73
Pettet, Chuck	1974-75
Pettet, Earl	1974-76
Pettinger, Scott	1988-91
Pettis, Bob	1963
Pettus, Brooks	1940
Petty, Scott	1979
Pfleuger, Max	1931-33
Pharr, Kenneth	1948-49
Phillips, James	1917
Pickett, Doug	1984
Pierson, John	1960-61
Pierson, Robert	1962-64
Pikington, Bud	1937
Pino, Curtis	2004-06

Platt, Jeff.....	1989-90
Plum, Jason.....	1997-99
Plumlee, Gary.....	1963-64
Plumley, Johnny.....	1978
Poehlmann, Matt.....	2002
Polk, Eugene.....	1948-49
Pollard, Gerald.....	1967
Popejoy, John.....	1922
Popejoy, Tom.....	1921-24
Porterie, Donovan.....	2006-09
Pound, Marlin.....	1951-54
Powdrell, Mike.....	2004-05
Powell, Everett.....	2016-17
Rowless, Clarence.....	1931, 1936
Pratt, William.....	1903
Presente, Joseph.....	1967-68
Pressley, Jhurell.....	2012-15
Pribble, Dick.....	1955-56, 1958
Price, Harry.....	1969-71
Price, Jamal.....	2011-14
Price, Milton.....	1949
Price, Randle.....	1997-98
Price, Robert.....	1909
Probert, William.....	1912-13
Prock, Lavern.....	1956-57
Proctor, Malcolm.....	2013
Prohaska, Jerry.....	1957, 1959
Prokopiak, Mike.....	1950-52
Puccetti, Loe.....	1929
Purvis, Jason.....	1996-99

Q

Quarells, Matt.....	2015-16
Quillen, Matt.....	2005-08
Quin, Glover.....	2006-08
Quintana, Stan.....	1963-65
Quist, Buster.....	1956-57

R

Rainer, Reggie.....	1990-93
Rainey, Johnathan.....	2008-10
Rainey, Rashad.....	2012-13
Rall, Bob.....	1965-66
Ramirez, Daniel.....	2003-05
Ramsay, Brian.....	2006
Rankin, A. G.....	1940
Ratcliff, Brandon.....	2000, 2002-03
Ratzlaff, Fred.....	1971-72
Raven, Carl.....	1982-83
Ray, John.....	1979
Ray, S. G.....	1978-79
Raymer, Matt.....	2011-12
Reardon, William.....	1925-27
Redmond, Ike.....	1926
Reed, Jeff.....	1988
Reed, Lucas.....	2009-12
Reed, Patrick.....	2015-17
Reid, Harold.....	1960
Reidy, John.....	1929-30
Reina, Frank.....	1984-85
Renfro, Charles.....	1924-26
Renfro, Everett.....	1929
Renfro, Fred.....	1937-38
Renteria, D.J.....	2000-03
Repetto, Gary.....	1965
Rettko, Bill.....	1952
Reyes, Daniel.....	1998-99
Reynolds, Fred.....	1948-50
Reynolds, Steve.....	1937-38
Rice, Lucien.....	1930
Rice, Ryan.....	2001-03
Rice, W. E.....	1944
Rich, Randy.....	1972-75
Richardson, Kris.....	1989
Rideout, Garland.....	1927
Riley, Dick.....	1928-29
Riley, Harold.....	1955
Rice, Ryan.....	2001, 2004
Ringland, Frank.....	1911
Rivara, Greg.....	2012
Roadstrom, Roger.....	1988-89, 1991
Robbins, Kirk.....	1998-01
Roberts, Chuck.....	1957-59
Roberts, Jack.....	1941
Roberts, Orville.....	1941
Robertson, Henry.....	1938-39
Robison, Pete.....	1974-76
Roquemore, Levi.....	1994
Rodgers, Frank.....	2001
Rodgers, Reggie.....	1987
Rogers, DeMarcus.....	2012-13
Rogers, Glen.....	1919
Rogers, Glenn.....	1983-86
Rogers, Mel.....	1919

S

Saavedra, Aaron.....	1993-95
St. Aubyn, Jared.....	1998
Salas, Marcus.....	1942-44
Saltes, Teton.....	2017
Sampson, Lawrence.....	1965
Sampson, Reginald.....	1996-99
Samuelson, Jon.....	1997-99
Sanders, Claude.....	1939-40
Sanders, Jack.....	1939
Sanders, Jason.....	2014-17
Sanders, Rashaun.....	2001-03
Santiago, Bobby.....	1960-62
Santos, Ryan.....	2013-16
Sargovetz, Greg.....	1967-69
Saulsberry, Joshua.....	1906, 1909
Sauter, Steve.....	1981-84
Savale, Rich.....	1969
Sawyers, Dan.....	1955
Sayers, Jim.....	1977-79
Scanlon, Tim.....	1967
Scarber, Sam.....	1968-70
Scarlett, Michael.....	2008, 2010-11
Schaefer, Matt.....	1978-79
Schlick, Karl.....	1931, 1936
Schlick, Mike.....	1955
Schmidt, Michael.....	1961-62
Schultz, H. P.....	1944
Schultz, Jay.....	1988-90
Schuman, Walt.....	1931-32
Schweer, Fred.....	1993
Scott, Don.....	1947-48
Scott, Gene.....	1959-61
Scott, Jordan.....	2006-07
Sebben, J.....	1902-03
Seder, Howard.....	1910, 1913
Sedillo, Frank.....	1979-81
Seery, Alfred.....	1928-30
Seery, Carl.....	1938-40
Seery, George.....	1931-33
Seery, James.....	1930
Seiders, Sherman.....	1967
Segears, Eddie.....	1966-67
Seis, Wally.....	1965-66
Selander, Joe.....	2002-05
Sellers, Donald.....	1995-96
Sells, Joe.....	1983-86
Selva, Lawrence.....	1906, 1909-10
Senesio, Peter.....	1916
Server, Leon.....	1941-43
Severns, Ralford.....	1930
Sevila, Al.....	1970
Rogers, DeMarcus.....	2017
Sganzi, William.....	1919-20
Shakir, Yousuf.....	2008
Sharper, Terrence.....	1991, 1993-95

Shaski, John.....	1958-60
Shaw, Mike.....	1972
Rojas, Michael.....	1968-69
Sheehan, Charlie.....	1975-76
Shelton, Chris.....	1994-97
Shepherd, Derrick.....	2001
Shepherd, Sherman.....	1984
Sheppard, William.....	1946
Shetler, David.....	1964-65
Sheyka, Pete.....	1939
Shields, Hastings.....	1913-14, 1916
Shipkowski, John.....	1969-71
Shipley, Ron.....	1988, 1990
Shirley, Roark.....	1976-77, 1979
Shufflebarger, Frank.....	1913
Shuler, Zahneer.....	2017
Shultz, Ben.....	1978-80
Shultz, Bob.....	1975-76
Shupryt, Bob.....	1977-80
Silva, Jose.....	1909
Silver, Dan.....	1967-68
Silver, Don.....	1967-68
Simmons, Ewing.....	2016
Simmons, Matt.....	1994-95
Simmons, Vaughn.....	1986
Sims, Eric.....	1991
Simpson, Al.....	1938-39
Simpson, Jake.....	1980-82
Singer, Bob.....	1937
Sitkowski, Paul.....	1970
Skaer, Ben.....	2010-13
Skandale, George.....	1939
Skapinec, Steven.....	1941
Skene, Derek.....	1982-84
Skene, Scott.....	1982-85
Skidmore, Frank.....	1934-36
Skinmer, Grant.....	1997-98
Slater, Steve.....	1988-91
Slivkoff, J.J.....	1943
Sloan, David.....	1993-94
Sloan, Gary.....	1956-57
Smalls, Christopher.....	2013, 2015
Smelser, Geoff.....	2014
Smith, Calvin.....	2010
Smith, Chad.....	1995-98
Smith, Charles.....	1941
Smith, Cleveland.....	1994
Smith, Darwan.....	1941
Smith, Doug.....	1978-79
Smith, E.....	1910
Smith, Frank.....	1934, 1936
Smith, James.....	1941-43
Smith, Ken.....	1971-72
Smith, Manny.....	2001
Smith, Marcus.....	2004-07
Smith, Mike.....	1988-91
Smith, Myrl.....	1946, 1948
Smith, Paul.....	1965, 1967
Smith, Tate.....	2008
Smith, Wade.....	1990
Smith, Wales.....	1905
Smylie, Tom.....	1957
Snook, Eugene.....	1937-38
Snyder, Don.....	1968
Somoye, Anu.....	2016-17
Solomon, Creighton.....	1993-94
Solomon, Frankie.....	2006-09
Solomon, Quintell.....	2009-12
Sorenson, Jeremy.....	2000-01
Southard, Engle.....	1952-54
Sparlin, Deinzle.....	1940
Spear, Phillip.....	1956-57
Speegle, Nick.....	2001-04
Speer, William.....	1948-50
Spencer, Dennis.....	1979-80
Spiller, LaMarcus.....	1999
Spinelli, Bobby.....	1953-55
Spitzer, Jerry.....	1941
Spitzer, Richard.....	1940
Spooner, Phillip.....	1954
Spriggs, Dan.....	1970-72
Stafford, Rishard.....	1998
Stallings, Bucky.....	1962-63
Stamm, Roy.....	1896-98
Stanton, Marcus.....	1996-97
Stanton, Mark.....	1988
Stapp, Clay.....	1994
Stark, Kevin.....	1977-78
Statler, R. D.....	1943-45
Steed, John.....	1916
Sewell, Jr., Michael.....	1968
Steele, Mike.....	1972
Steele, Steven.....	2016-17
Stein, Sean.....	1999

Stell, Durward.....	1961
Stell, Joe.....	1948-49
Stephens, Henry.....	1997-99
Stevenson, Anthony.....	1985-86
Stewart, Carneiris.....	2009-11
Stewart, Gil.....	1974-75
Stewart, James.....	1988
Stewart, John.....	1969
Stewart, John T.....	1961
Stine, Tom.....	1969
Stinnett, Rufus.....	1927-28, 1930
Stinnett, Marion.....	1922
Stokes, Eddie.....	1961-63
Stone, Alan.....	2004
Stone, Terry.....	1967-68
Stoner, Joe.....	2009-12
Stowell, Alex.....	1991
Straub, Mitch.....	2007-08
Streid, Matt.....	2008
Strom, Charles.....	1911
Strong, Grover.....	1902
Strother, Billy.....	2002-03
Stull, Tyson.....	1992
Sukkary, Hany.....	1989, 1991
Sullivan, Brad.....	1988-91
Sullivan, John.....	2007
Supergan, Bob.....	1973-74
Suplizio, Sam.....	1952
Sutton, Jon.....	1975-78
Swan, Carl.....	1949-50
Swan, Robert.....	1956-57
Swanson, Steve.....	1969-71
Swearengen, Bob.....	1934
Swift, OJ.....	2005-07
Slivia, Bobby.....	1991
Symons, Greg.....	1971-73

T

Tabannah, Devonta.....	2011-14
Tafaya, Alfred.....	1942-43
Taggard, Joseph.....	1961
Tallent, Derek.....	2007
Tamavlena, Siti.....	2017
Tamura, Ron.....	1982
Tannehill, Charles.....	1937-39
Tascher, J.....	1903, 1906
Taufalele, Joshua.....	2008-09
Taylor, Draven.....	2014
Taylor, Lawrence.....	1946
Taylor, Robert.....	1981
Taylor, Ryan.....	1996-97
Taylor, Sam.....	1986-87
Teal, Anthony.....	1998
Templeton, Earl.....	1977-78
Terpening, A.L.....	1952-54
Terrell, Claude.....	2001-04
Terry, Adrian.....	1999-01
Terry, R. W.....	1944
Thacker, Chad.....	1997-98
Thayer, James.....	1941
Theragood, Frank.....	1976
Thomas, Bob.....	1957-59
Thomas, Gordon.....	1932
Thomas, Johnnie.....	1994
Thomas, Kenny.....	1992-93
Thomas, Lamaar.....	2011-12
Thomas, Mike.....	1986, 1988-90
Thomas, Milton.....	1993, 1995-97
Thomas, Roston.....	1992-95
Thomas, Terrence.....	2000-03
Thomas, Zach.....	1968
Thompson, Bill.....	1941-43
Thompson, Carl.....	1988
Thompson, Charles.....	1955-56
Thompson, Dave.....	1974-76
Thompson, Evroy.....	2003-05
Thompson, Germany.....	1998-99
Thompson, Jon.....	1989-90
Thompson, Kevin.....	1976
Thompson, Tommie.....	1922
Thompson, W.....	1943
Tidwell, Dennis.....	1963-64
Tiedemann, Rick.....	1988-89
Timmons, Taylor.....	2015-16
Timpe, Dennis.....	1970
Tisdale, Casey.....	1998-99
Tohi, Evahelotu.....	2017
Tolliver, David.....	1972-73
Torza, Daniel.....	1996-98
Toulouse, James R.....	1937-38
Traylor, Loyd.....	1947
Trigg, Ralph.....	1933
Troublefield, Glenn.....	1962-64
Tucker, Fred.....	2003

Tuohy, Michael	2004-07
Turman, Smokey	1974-77
Turner, Ben	1972-73
Turner, Bill	1977-78, 1979
Turner, Brandon	1993-96
Turner, Dave	1962
Turner, Jerry	1977-78
Turner, Mark	1989-91, 1993
Turner, Robert	2003-06
Turrall, Willie	1982-85
Tvrdik, Wayne	1963-64
Twitty, Dominic	2012, 2014
Tydings, Nelson	1934-35
Tyner, Matt	1994-97

U

Udeh, William	2013-16
Ulale, Fatu	2011, 2013
Ullom, W.	1942-43
Ulmer, Clint	1982
Umdenstock, Bob	1985-86
Umeh, Anselem	2017
Uranich, David	1981-84
Urban, John	1970-72
Urich, D.L.	1944
Urlacher, Brian	1996-99
Usry, Charles	1986-87
Uzodinma, Ugo	2010-12

V

Vail, Nathan	1993-94
Vainisi, Frank	1967
Vaipulu, Steve	1989-90
Valentine, Jack	1941-42
Valentini, Hira	1946
Vallez, Emilio	1965-67
Vasquez, Raul	1965, 1967
Vaughan, Phillip	1986, 1988
Vaughn, Rick	1993
Vega, David	2013
Vellone, Louis	1963
Venable, Mark	1978-79, 1981
Vieira, Thomas	2017
Villarruel, Domingo	2001
Vivian, Joe	1961-62
Vizcaino, Johnny	2013-14
Volz, Pascal	1996-97

W

Watchel, Charles	1939
Wadeill, John	1946
Waites, Reggie	1979-81
Wagner, Ken	1966
Walker, A.	1934
Walker, Bob	1934-36
Walker, George	1911-12
Walker, Harry	1947
Walker, Tom	1970-71
Wallace, Chris	1994, 1996-98
Wallace, Rod	1968-70
Wallace, Ron	1973-75
Wallach, Charles	1942
Walsh, Michael	2015-16
Walsh, Rick	1987-88
Walters, Luke	2006
Walton, Gene	1932
Walton, Jack	1931-33
Walton, Kevin	2001-04
Ward, Claude	1962-64
Ward, Dave	1934
Ware, Howard	1969-71
Warfield, Pat	1977-78
Warfield, Steve	1982
Warner, Dave	1988
Warrington, Henry	1952
Washington, Derrick	1989-90
Washington, Jon	2011
Washington, Stacy	1996-99
Watkins, James	1941
Watson, Derek	2001-03
Watson, Jim	1946
Watson, Jim	1949
Watson, John	1951
Watts, George	1938-39
Webster, Steve	1985-88
Weise, Marcel	1986-87
Weisman, Don	1980-81
Weldon, Jack	1949
Wells, Roy	1933-35
Wells, Trimble	1905
Wenk, Robert	1960
Wesley, Zack	1991, 1993-94
West, Ken	2004-05
Westcott, Tim	1975-77
Wheichel, Tom	1943

White, Bill	1968
White, Donnie	2013-16
White, George	1917
White, Larry	1951-54
White, Lynn	1955-57
White, Mitch	1987-88
White, Reece	2012-15
White, Roy	1994-97
White, Wade	1971
Whitehead, Kenneth	1983-84, 1986
Whitehill, Harvey	1932-33
Whitesell, W. A.	1944-45
Wieczorek, Andy	1976-78
Wiegel, Phillip	1941-42
Wiggins, Carlos	2012-15
Wiggins, Holmon	1998-01
Wigley, Robert	1915-16
Wiley, Sidney	2002-03
Wilfley, Vernon	1916, 1920-21
Wilhelm, Nick	2008-10
Wilkinson, Tim	1992-93
Williams, Bryant	2008-10
Williams, Chad	1990
Williams, Charles	1931-33
Williams, Derwin	1979-80, 1982-83
Williams, Jerone	1989-90, 1992-93
Williams, Johnny	2016-17
Williams, Ken	1976-77
Williams, Marcus	2017
Williams, Mark	1978-79
Williams, Martinez	1996-99
Williams, Maxie	1965
Williams, Mica	2008
Williams, Mike	1975-78
Williams, P.E.	1945
Williams, Randy	2013-14
Williams, Thomas	1916
Williams, Todd	1993-94
Williams, Troy	1973
Williams, Zach	2001
Williamson, Morrelle	1930
Williamson, Todd	1982-84
Williford, Richard	1946-48
Willis, Joe	1943-1948
Wilson, Amos	1999, 2001
Wilson, Don	1978-79
Wilson, James	1925, 1927-1929
Wilson, J.B.	1938
Wilson, Kelly	1981-82
Wilson, Marc	1991-92
Wilson, Ray	1992-93
Wilson, Steve	1974-75
Wilson, Ted	1966
Wilson, Thomas	2005-06
Wilson, Wilber	1925, 1927, 1929
Wimberly, Harold	1946-48
Wingate, John	1994-97
Winkler, Bob	1971-73
Winter, Robert	1969-70
Winston, Carl	1990-93
Winston, Richard	2012-14
With, Marcelle	1934-36
Witkowski, Tony	1951-52
Witten, Oliver	1919-20
Wolcott, Joe	1959-61
Wollitt, Leny	1970
Woodcock, John	1972-73
Woodhouse, Diqoun	2015-16
Woods, Don	1973
Woods, Jameal	1994-97
Woods, Manley	1990-92, 1994
Wooldridge, N.W.	1911
Wooten, Andre	1988, 1990
Wortman, Greg	2014
Wright, Antoine	1995-98
Wright, Brad	1978-80
Wright, DeAndre	2005-08
Wright, James	2008-11
Wright, John	1931
Wright, Quincy	1999-2002
Wylie, Marshall	1926-28
Wyrick, Dave	1977-79
Wysong, Ben	2006
Wysong, Adam	1997

Y

Ydens, Bob	1978-80
Yeager, Tim	1980
Young, Claude	1945
Young, Eric	1992, 1994
Young, Freddy	2009-12
Young, Joe	1982-83
Young, Terry	1988-90

Z

Zamprelli, Paul	1979, 1981-82
Zamora, Drew	2008
Zanet, John	1946
Ziegler, David	1986-88
Zikan, Doug	1989-91
Ziltz, Jack	2014, 16
Zintak, Ken	1976-78
Zunker, Wes	2001-04

Assistant Coaches:

Aiken, Ron	1991-94
Anderson, Blake	1999-01
Anderson, Jim	1974-76
Azar, Greg	1984
Bailiff, David	1992-96
Baldwin, Dave	2007-08
Bame, Damon	1968-69
Barlow, George	2009-11
Barnes, Willis	1947, 1950-51, 1954-55
Bartosh, Gil	1977
Baumgartner, Scott	2013-17
Baysinger, Reeves	1950-52
Becker, John	1972-73
Bender, Mike	1980-82
Berryman, Jim	1986
Bielat, Larry	1968-69
Blackshear, Cheston	2009-11
Bleil, Fred	1992-95
Blue, Ken	1960-66
Bolinger, Bo	1963-67
Bostad, Bob	1999-2005
Bradley, Gerald	1999-01
Brown, Dan	1987-91
Bujewski, Mike	1984-86
Bunting, Dick	1963-66
Burney, Jacob	1983-86
Campbell, Dean	1978
Canty, Bill	1974-77
Carter, Rubin	2009-11
Chelf, Don	1958-59, 1967
Christoff, Andy	1973
Clark, Bert	1968
Conway, Jeff	1998-2003
Cosgrove, Kevin	2012-17
Cromartie, Jim	1965-67
Cullen, Lou	1954-59
Darnell, Dennis	1992-98
Davie, Clay	2015-17
DeBesse, Bob	2012-17
Degory, Mike	2009-10
Dennard, Preston	1991
Dickey, Darrell	2009-10
Dodd, Dan	1996-97, 2000-06
Dunn, Joe Lee	1980-82
Dunn, Kasey	1996-97
Dykes, Spike	1977-78
Eggen, Stan	1997, 2016-17
Eumont, Vic	1990-91
Fairchild, Steve	1987-89
Faulkner, Kevin	1994-98
Feldman, Marty	1955
Fenwick, Jim	1998-99
Ford, Robert	1977-79
Fuller, Leon	1969-72
Gerald, J.B.	2009
Gonzales, Danny	2006-08
Gregory, Roy	1984
Griffin, Gary	1978-79
Griffith, Ben	1985-86
Hall, Charlie	1992-95
Hardy, Jerry	1970-73
Hawley, Eldon	1967
Higgins, R. S.	1979
Hollinger, Johnnie Mac	1983-84
Hudson, Ron	2011
Huey, Gene	1974-76
Hutzler, Coleman	2012-13
Jackson, Cornell	1995, 2006
James, Robert	1978-79
Jefferies, Craig	2011
Johnson, Reed	1970-72
Klinker, Walt	1968-72, 1977-79
Korpietz, Larry	1990
Kragthorpe, Dave	1991
Kurucz, Tom	1980-83
Lambert, Ed	1987
Lee, David	1983
Lenzmeier, Jason	2007-08, 2012-15
Levy, Marv	1956-57
Lewis, Marvin	1987-89
Lewis, Osia	2003-07

Liggins, Tommie	1991
Long, Rocky	1978-80
Luper, Curtis	2002-04
MacMillian, Charles	2014-16
Mallory, Doug	2009-10
Martin, Tee	2009
McCray, Bob	1974-76
McDaniel, Archie	2012-14
McDuffie, Wayne	1974
McMahon, Tom	1980-82
McNitt, Jay	1967
Mendenhall, Bronco	1998-2002
Mills, Jeff	2012-13
Modkins, Curtis	1998-01
Moller, Chuck	1992-96
Moller, Denny	1989, 1991
Mondt, Bill	1968-73
Moses, Wayne	1989
Neal, John	1981-85
Neinas, Toby	2009-11
Neumann, John	1956-59
Newhouse, Greg	1990
Nichols, Walker	1947
Norrell, Jim	1983-86
Norwood, Gordon	1980-82
Parks, Mark	1992-97
Patterson, Gary	1996-97
Peterson, Bob	1960-66
Peterson, Jordan	2017
Perini, Dale	1968-69
Petrol, George	1947, 1951, 1954-55
Pettas, John	1988-89
Plater, Dan	1987
Preston, Buzz	2007
Pugh, George	1980
Quarless, Jan	1990-91
Quintana, Stan	1981-86
Reaves, David	2010-11
Reffett, Troy	2004-08
Reinebold, Jeff	1990
Reno, Frank	1950
Repetto, Gary	1973
Rodriguez, Lenny	1998-2006
Rome, John	1987-89
Rust, Rod	1960-62
Sacks, Barry	2014-15
Schultz, Mike	1992-97
Simmons, Al	2015-17
Simon, Matt	1992-93
Sloan, Gary	1967, 1970-71
Smith, DeAndre	2008, 2012
Smith, Reese	1960-64, 1976
Sparks, Joe	1983-86
Stanley, Bob	2006
Stanton, Jack	1987-88
Strauss, Jason	2002-05
Stretz, Grady	1998-2005
Stubblefield, Taylor	2012
Summerville, Jerry	1968-73
Swisher, Joel	1990-91
Taylor, Trooper	1998
Throckmorton, Todd	2006-08
Titchenal, Bob	1950-51
Todd, Everett	2002-05, 2007-08
Toledo, Bob	2006
Trickett, Rick	1985
Tommerdahl, Mark	1997
Tuitele, Saga	2016-17
Valero, Art	1987-89
Warehime, Derek	2012-14
Warhop, George	1990-91
Washburn, Jim	1980-82
Waters, Bill	1974-79
Weeks, Bill	1956-59
Wells, Matt	2007-08, 2010
White, Michael	1987-89
White, Tony	2008
White, Vincent	2011
Wight, Del	1972-76
Winder, Dick	1979
Woodford, Mike	2011
Wright, Apollo	2013-16
Zauner, Gary	1987-88

Year	Head Coach	All	Conf.	Captains
1892	No Coach	0-2	S. F. Jenkins	
1893	No Coach	3-1	Frederick O. Whiteman	
1894	W.A. Zimmer	1-1-1	Frederick O. Whiteman	
1895	No Varsity			
1896	No Varsity			
1897	No Varsity			
1898	No Varsity			
1899	No Coach	1-1		Louie Benjamin
1900	No Varsity			
1901	Joe Napier	0-3-1		Joe Napier and Prane
1902	No Varsity			
1903	Walter E. McEwan	3-0-1		John A. Cannon
1904	Walter E. McEwan	1-0		Thomas S. Bell
1905	Martin F. Angel	5-1-1		Wales A. Smith
1906	Martin F. Angel	3-1		Bernard H. Crawford
1907	Martin F. Angel	1-0		Walter R. Allen
1908	Herman H. Conwell	5-1		Walter R. Allen
1909	C.L. McBirnie	4-2		Walter R. Allen
1910	Carl L. Hamilton	0-3		Walter R. Allen
1911	R.F. Hutchinson	1-3-1		James Guy Hamilton
1912	R.F. Hutchinson	0-4		H. A. Carlisle
1913	R.F. Hutchinson	3-2		F. M. Calkins
1914	R.F. Hutchinson	3-1-1		F. M. Calkins
1915	R.F. Hutchinson	3-1		Kenneth C. Balcomb
1916	R.F. Hutchinson	3-2		Carl D. Brorien
1917	Frank E. Worth	1-2		George White
1918	No Varsity			
1919	John F. McGough	3-0-2		Claude E. Mann
1920	Roy W. Johnson	3-3		Grant Mann
1921	Roy W. Johnson	2-2		Frank O. Greenleaf
1922	Roy W. Johnson	3-4		John Richard Popejoy
1923	Roy W. Johnson	3-5		Ogle Jones
1924	Roy W. Johnson	5-1		Kenneth Grueter
1925	Roy W. Johnson	2-4-1		Hearst Coen
1926	Roy W. Johnson	4-2-1		Appointed by game
1927	Roy W. Johnson	8-0-1		Geard Armstrong
1928	Roy W. Johnson	5-2-1		John Dolzadelli, John P. McFarland
1929	Roy W. Johnson	2-4-2		Jack Fish, James D. Wilson
1930	Roy W. Johnson	4-5		Alfred Seery
1931	Charles Riley	3-3	1-0-1 (3rd)	Appointed by game
1932	Charles Riley	1-6	1-3-1 (6th)	Orie McGuire
1933	Charles Riley	3-4-1	2-2 (5th)	Jack Walton
1934	Gwinn Henry	8-1	3-1 (1st)	Guyton Hays
1935	Gwinn Henry	6-4	3-2 (3rd)	Appointed by game
1936	Gwinn Henry	2-7	1-4 (6th)	Appointed by game
1937	Ted Shipkey	4-4-1	2-3-1 (5th)	William Murphy
1938	Ted Shipkey	8-3	4-2 (3rd)	Appointed by game
1939	Ted Shipkey	8-2	4-2 (2nd)	Appointed by game
1940	Ted Shipkey	5-4	3-2 (4th)	Appointed by game
1941	Ted Shipkey	5-4-1	3-1-1 (4th)	Appointed by game
1942	Willis Barnes	4-5-2	3-4 (6th)	Appointed by game
1943	Willis Barnes	3-2		Appointed by game
1944	Willis Barnes	1-7		Appointed by game
1945	Willis Barnes	6-1-1		Appointed by game
1946	Willis Barnes	5-5-2	4-2-1 (3rd)	Appointed by game
1947	Berl Huffman	4-5-1	1-5-1 (8th)	Lou Cullen, George Hughes
1948	Berl Huffman	2-9	1-6 (8th)	Appointed by game
1949	Berl Huffman	2-8	1-6 (8th)	Appointed by game
1950	Dudley DeGroot	2-8	2-5 (7th)	Appointed by game
1951	Dudley DeGroot	4-7	2-4 (7th)	Appointed by game
1952	Dudley DeGroot	7-2	5-1 (2nd)	Floyd J. Barger, Glenn Campbell
1953	Robert A. Titchenal	5-3-1	3-2-1 (4th)	James Bruening
1954	Robert A. Titchenal	5-5	3-3 (T4th)	Larry White
1955	Robert A. Titchenal	2-8	1-5 (7th)	Jimmy Juarez, Joe Murphy
1956	Dick Clausen	4-6	2-4 (6th)	Appointed by game
1957	Dick Clausen	4-6	2-4 (5th)	Jerry Nesbitt, Glen Hakes
1958	Marv Levy	7-3	5-1 (2nd)	Mason Rose, Don Perkins
1959	Marv Levy	7-3	4-2 (3rd)	John Garber, Don Perkins
1960	Bill Weeks	5-5	4-2 (4th)	George Friberg
1961	Bill Weeks	7-4	3-3 (T3rd)	Jay McNitt, Chuck Cummings
1962	Bill Weeks	7-2-1	2-1-1 (1st)	Bobby Santiago, John Kosor
1963	Bill Weeks	6-4	3-1 (1st)	Eddie Stokes, Scott Henington
1964	Bill Weeks	9-2	3-1 (T1st)	Chuck Kelly, Wayne Tvrdik
1965	Bill Weeks	3-7	2-3 (4th)	Dave Hetteima, Stan Quintana
1966	Bill Weeks	2-8	0-5 (6th)	Wally Seis, Albert O'Neal
1967	Bill Weeks	1-9	0-5 (6th)	Jim Boller, Rex Henington
1968	Rudy Feldman	0-10	0-7 (6th)	David Harris, Ace Hendricks, John Pautsch
1969	Rudy Feldman	4-6	1-5 (7th)	Willie Shaw, Rocky Long
1970	Rudy Feldman	7-3	5-1 (2nd)	Sam Scarber, Rodney Wallace
1971	Rudy Feldman	6-3-2	5-1 (2nd)	Rocky Long, Bob Gaines
1972	Rudy Feldman	3-8	2-4 (6th)	Herman Fredenberg, John Urban, George Oakes
1973	Rudy Feldman	4-7	3-4 (T4th)	Rich Diller, Don Hubbard, Don Woods

Year	Head Coach	All	Conf.	Captains
1974	Bill Mondt	4-6-1	3-4 (T4th)	Appointed by game
1975	Bill Mondt	6-5	4-3 (T4th)	Steve Myer, Randy Rich
1976	Bill Mondt	4-7	3-4 (T5th)	Robin Cole, Dave Green
1977	Bill Mondt	5-7	2-5 (T6th)	Marion Chapman, Preston Dennard
				Jake Gonzales, Smokey Turman
1978	Bill Mondt	7-5	3-3 (4th)	Appointed by game
1979	Bill Mondt	6-6	3-4 (T4th)	Appointed by game
1980	Joe Morrison	4-7	3-4 (7th)	Appointed by game
1981	Joe Morrison	4-7-1	3-4-1 (5th)	Appointed by game
1982	Joe Morrison	10-1	6-1 (2nd)	Appointed by game
1983	Joe Lee Dunn	6-6	4-3 (4th)	Appointed by game
1984	Joe Lee Dunn	4-8	1-7 (T8th)	Appointed by game
1985	Joe Lee Dunn	3-8	2-6 (T7th)	Appointed by game
1986	Joe Lee Dunn	4-8	2-5 (T7th)	Appointed by game
1987	Mike Sheppard	0-11	0-8 (9th)	Kirk Allen, Terence Donaldson, Barry Garrison, Fred Mady
1988	Mike Sheppard	2-10	1-7 (T8th)	John Duff, Scott Howard, Art Martinez, Phillip Vaughan
1989	Mike Sheppard	2-10	0-7 (9th)	Brett Heber, Terance Mathis
1990	Mike Sheppard	2-10	1-6 (8th)	Nate Morris, Jay Schultz
1991	Mike Sheppard	3-9	2-6 (T8th)	John Bell, Kurt Jensen, Eric Morgan, Nate Morris
1992	Dennis Franchione	3-8	2-6 (9th)	Fred Easter, Marcus Goodloe, Kim McCall, Troy Rossean, Steve Slater, Doug Zikan
1993	Dennis Franchione	6-5	4-4 (T6th)	Willie Barry, Stoney Case, Steve Green, Justin Hall, Clint Hall, Tuli Mateialona
1994	Dennis Franchione	5-7	4-4 (T5th)	Justin Hall, Tuli Mateialona, Kenny Thomas, Ray Wilson
1995	Dennis Franchione	4-7	2-6 (T7th)	Stoney Case, Trent Coit, Dan Coverley, Alex Crowder, David Sloan
1996	Dennis Franchione	6-5	3-5 (T5th)	UNM's 12 seniors
1997	Dennis Franchione	9-4	6-2 (1st)	Jeff Houghtaling, Blake Irwin, Daniel Johnson, Donald Sellers, Brandon Turner
1998	Rocky Long	3-9	1-7 (7th)	Billy Austin, Blake Irwin, Graham Leigh, Scott McGarrahan, Chris Shelton
1999	Rocky Long	4-7	3-4 (T5th)	Lennox Gordon, Graham Leigh, Brian Urlacher, Chris Wallace
2000	Rocky Long	5-7	3-4 (T5th)	Jason Carson, Henry Stephens, Brian Urlacher, Martinez Williams
2001	Rocky Long	6-5	4-3 (T3rd)	Mike Barnett, Jarrod Baxter, Henry Stephens
2002	Rocky Long	7-7	5-2 (2nd)	Jarrod Baxter, Rudy Caamano, MohammedKonte,Brian Johnson, Jeremy Sorenson
2003	Rocky Long	8-5	5-2 (2nd)	Dwight Counter, Hebrews Josue, Casey Kelly, Charles Moss
2004	Rocky Long	7-5	5-2 (2nd)	Terrell Golden, Casey Kelly, Jason Lenzmeier, D.J. Renteria
2005	Rocky Long	6-5	4-4 (T4th)	Josh Bazinet, DonTrell Moore, Nick Speegle, Claude Terrell
2006	Rocky Long	6-7	4-4 (5th)	Hank Baskett III, Mike Mohoric, DonTrell Moore, Marcus Parker
2007	Rocky Long	9-4	5-3 (T3rd)	Quincy Black, Cody Kase, Kole McKamey, Robert Turner
2008	Rocky Long	4-8	2-6 (T6th)	Travis Brown, Cody Kase, Marcus Smith, OJ Swift
2009	Mike Locksley	1-11	1-7 (8th)	Zach Arnett, Rodney Ferguson
2010	Mike Locksley	1-11	1-7 (T8th)	Donovan Porterie, Glover Quin
2011	Mike Locksley	0-4	1-7 (T6th)	Erik Cook, Victor James, Carmen Messina, Frankie Solomon
2012	Bob Davie	4-9	1-7 (T9th)	Byron Bell, Mike Cannon, Seth Johannemann
2013	Bob Davie	3-9	1-7 (6th Mtn)	Bubba Forrest, B.R. Holbrook, Carmen Messina
2014	Bob Davie	4-8	2-6 (5th Mtn)	Kasey Carrier, Joe Stoner, Ugo Uzodinma
2015	Bob Davie	7-6	5-3 (T2nd Mtn)	Dallas Bollema, Kasey Carrier, Dillon Farrell, Jacori Greer
2016	Bob Davie	9-4	6-2 (T1st Mtn)	LaMar Bratton, Dakota Cox, Cole Gautsche
2017	Bob Davie	3-9	1-7 (6th Mtn)	Lamar Jordan, Dakota Cox, Reece White
				Lamar Jordan, Dakota Cox, Austin Apodaca, Daniel Henry
				Lamar Jordan, Blaise Fountain, Jake Rothschilder, Alex Hart

Border (1931-50)
Skyline (1951-61)

Western Athletic (1962-98)
Mountain West (1999-current)

1892 (0-2 Overall)

Albuquerque High School	L	0-5	Oct. 7	Albuquerque
Albuquerque High School	L	0-8	Oct. 28	Albuquerque
Coach: none				
Captain: S.F. Jenkins				

1893 (3-1 Overall)

Albuquerque High School	W	4-0	Nov. 18	Albuquerque
Albuquerque Indian School	L	4-10	Nov. 30	Albuquerque
Albuquerque Town Team	W	6-0	Dec. 25	Albuquerque
New Mexico State	W	25-5	Jan. 1	Albuquerque
Coach: none				
Captain: Frederick O. Whiteman				

1894 (1-1-1 Overall)

Albuquerque Indian School	L	0-4	Oct. 27	Albuquerque
Albuquerque Indian School	T	0-0	Nov. 10	Albuquerque
Albuquerque Indian School	W	26-4	Nov. 29	Albuquerque
Coach: W. A. Zimmer				
Captain: Frederick O. Whiteman				

1895-98 No Varsity**1899 (1-1 Overall)**

Albuquerque High School	W	5-0	Nov. 11	Albuquerque
Albuquerque High School	L	0-5	Nov. 30	Albuquerque
Coach: none				
Captain: Louie Benjamin				

1900 No Varsity**1901 (0-3-1 Overall)**

Albuquerque High School	T	0-0	Nov. 9	Albuquerque
New Mexico Highlands	L	0-32	Nov. 16	Las Vegas, N.M.
Albuquerque High School	L	0-11	Nov. 28	Albuquerque
Albuquerque Indian School	L	7-11	Dec. 7	Albuquerque
Coach: Joe Napier				
Captains: Joe Napier and Prane				

1902 No Varsity**1903 (3-0-1 Overall)**

Albuquerque Minors	W	8-0	Oct. 3	Albuquerque
Albuquerque Indian School	W	11-0	Oct. 12	Albuquerque
Albuquerque Minors	T	0-0	Nov. 7	Albuquerque
Santa Fe Indian School	W	11-0	Nov. 21	Albuquerque
Coach: Walter McEwan				
Captain: John A. Cannon				

1904 (1-0 Overall)

Menaul High School	W	11-0	Oct. 19	Albuquerque
Coach: Walter McEwan				
Captain: Thomas S. Bell				

1905 (5-1-1 Overall)

Menaul High School	T	5-5	Oct. 7	Albuquerque
Albuquerque High School	W	16-0	Oct. 14	Albuquerque
Albuquerque High School	W	15-0	Oct. 21	Albuquerque
Menaul High School	W	15-0	Oct. 28	Albuquerque
Albuquerque Indian School	W	27-0	Nov. 11	Albuquerque
Sante Fe Indian School	W	12-0	Nov. 18	Albuquerque
New Mexico State	L	0-40	Nov. 30	Las Cruces
Coach: Martin Angel				
Captain: Wales A. Smith				

1906 (3-1 Overall)

Albuquerque Indian School	W	27-5	Oct. 13	Albuquerque
New Mexico Mines	W	5-0	Oct. 27	Albuquerque
Santa Fe Indian School	W	22-0	Nov. 17	Albuquerque
New Mexico State	L	5-25	Nov. 29	Albuquerque
Coach: Martin Angel				
Captain: Bernard H. Crawford				

1907 (1-0 Overall)

Albuquerque Indian School	W	44-0	Oct. 21	Albuquerque
Coach: Martin Angel				
Captain: Walter R. Allen				

1908 (5-1 Overall)

Albuquerque Indian School	W	33-0	Oct. 24	Albuquerque
Albuquerque Indian School	W	12-6	Oct. 30	Albuquerque
New Mexico Mines	W	30-6	Nov. 7	Albuquerque
New Mexico Military	W	16-12	Nov. 13	Roswell
New Mexico State	W	10-6	Nov. 21	Las Cruces
Arizona	L	6-10	Nov. 26	Albuquerque
Coach: H. H. Conwell				
Captain: Walter R. Allen				

1909 (4-2 Overall)

El Paso Military	L	0-11	Oct. 1	El Paso
El Paso Military	W	15-0	Oct. 15	Albuquerque
Colorado	L	0-53	Oct. 23	Boulder
New Mexico Military	W	28-2	Oct. 30	Albuquerque
Arizona	W	23-11	Nov. 13	Tucson
New Mexico State	W	51-0	Nov. 25	Albuquerque
Coach: C. L. McBirnie				
Captain: Walter R. Allen				

1910 (0-3 Overall)

New Mexico Mines	L	0-9	Oct. 21	Albuquerque
New Mexico Military	L	0-80	Nov. 4	Roswell
Arizona (forfeit)	L	0-1	Nov. 24	Tucson
Coach: Carl Hamilton				
Captain: Walter R. Allen				

1911 (1-3-1 Overall)

El Paso Military	L	0-6	Oct. 29	El Paso
New Mexico Military	T	0-0	Nov. 5	Albuquerque
New Mexico State	L	6-10	Nov. 12	Las Cruces
New Mexico Highlands	W	56-0	Nov. 19	Las Vegas, N.M.
Arizona	L	0-6	Nov. 30	Albuquerque
Coach: R. F. Hutchinson				
Captain: James Guy Hamilton				

1912 (0-4 Overall)

New Mexico Military	L	0-20	Nov. 2	Roswell
Albuquerque Indian School	L	6-7	Nov. 9	Albuquerque
New Mexico State	L	0-27	Nov. 16	Albuquerque
Arizona	L	9-22	Nov. 30	Tucson
Coach: R. F. Hutchinson				
Captain: H. A. Carlisle				

1913 (3-2 Overall)

Menaul High School	W	28-0	Oct. 18	Albuquerque
Albuquerque Indian School	W	44-0	Oct. 25	Albuquerque
New Mexico Military	W	9-7	Nov. 1	Albuquerque
New Mexico State	L	0-13	Nov. 8	Las Cruces
Arizona	L	3-7	Nov. 21	Albuquerque
Coach: R. F. Hutchinson				
Captain: F. M. Calkins				

1914 (3-1-1 Overall)

New Mexico Military	L	3-12	Oct. 23	Roswell
Albuquerque Indian School	W	46-0	Oct. 31	Albuquerque
New Mexico Military	W	9-7	Nov. 13	Albuquerque
Albuquerque Indian School	W	18-7	Nov. 21	Albuquerque
New Mexico State	T	7-7	Dec. 5	Albuquerque
Coach: R. F. Hutchinson				
Captain: F. M. Calkins				

1915 (3-1 Overall)

New Mexico Military	L	3-6	Oct. 30	Albuquerque
Albuquerque Indian School	W	55-0	Nov. 13	Albuquerque
New Mexico State	W	13-0	Nov. 20	Albuquerque
Albuquerque Indian School	W	26-0	Dec. 4	Albuquerque
Coach: R. F. Hutchinson				
Captain: Kenneth C. Balcomb				

1916 (3-2 Overall)

Colorado College	L	2-47	Oct. 7	Colorado Springs
Colorado School of Mines	L	0-23	Oct. 14	Albuquerque
Northern Arizona	W	108-0	Nov. 11	Albuquerque
Albuquerque Indian School	W	55-0	Nov. 18	Albuquerque
New Mexico State	W	51-0	Nov. 30	Albuquerque
Coach: R. F. Hutchinson				
Captain: Carl D. Brorien				

1917 (1-2 Overall)

Menaul High School	W	38-0	Oct. 20	Albuquerque
Albuquerque High School	L	6-19	Nov. 3	Albuquerque
New Mexico State	L	3-110	Nov. 24	Las Cruces
Coach: Frank E. Worth				
Captain: George White				

1918 No Varsity**1919 (3-0-2 Overall)**

New Mexico Mines	W	55-0	Oct. 18	Albuquerque
Colorado School of Mines	T	0-0	Oct. 25	Albuquerque
New Mexico Military	T	0-0	Nov. 1	Roswell
Texas-El Paso	W	57-13	Nov. 8	El Paso
New Mexico State	W	24-2	Nov. 27	Albuquerque
Coach: John McGough				
Captain: Claude E. Mann				

1920 (3-3 Overall)

Colorado College	L	3-42	Oct. 16	Colorado Springs
Fort Bliss	W	12-0	Oct. 30	Albuquerque
Texas-El Paso	W	67-0	Nov. 6	Albuquerque
New Mexico Military	W	9-7	Nov. 11	Albuquerque
Arizona	L	7-28	Nov. 20	Tucson
New Mexico State	L	7-14	Dec. 4	Las Cruces
Coach: Roy Johnson				
Captain: Grant Mann				

1921 (2-2 Overall)

Colorado College	L	0-7	Oct. 15	Colorado Springs
Fort Bliss	W	35-0	Nov. 12	Albuquerque
Arizona	L	0-24	Nov. 19	Albuquerque
New Mexico State	W	6-0	Nov. 24	Albuquerque
Coach: Roy Johnson				
Captain: Frank O. Greenleaf				

1922 (3-4 Overall)

Albuquerque Indian School	W	33-0	Sept. 30	Albuquerque
Denver	L	0-41	Oct. 7	Albuquerque
Colorado	L	0-3	Oct. 14	Boulder
Texas-El Paso	W	13-0	Oct. 28	Albuquerque
West Texas State	W	12-0	Nov. 4	Albuquerque
Arizona	L	0-10	Nov. 18	Tucson
New Mexico State	L	0-7	Nov. 30	Las Cruces
Coach: Roy Johnson				
Captain: John Richard Popejoy				

1923 (3-5 Overall)

New Mexico Highlands	W	82-7	Sept. 29	Albuquerque
Denver	L	7-10	Oct. 6	Denver
Montezuma College	W	75-6	Oct. 15	Albuquerque
West Texas State	L	8-21	Oct. 20	Canyon
Texas-El Paso	W	3-0	Oct. 27	El Paso
Arizona	L	7-14	Nov. 3	Albuquerque
New Mexico State	L	0-6	Nov. 17	Albuquerque
Montana State	L	7-34	Nov. 29	Albuquerque
Coach: Roy Johnson				
Captain: Ogle Jones				

1924 (5-1 Overall)

Montezuma College	W	56-0	Oct. 11	Albuquerque
West Texas State	W	12-6	Oct. 18	Albuquerque
Texas-El Paso	W	18-0	Oct. 25	Albuquerque
Arizona	W	3-0	Nov. 11	Tucson
New Mexico State	L	0-6	Nov. 15	Las Cruces
Western State	W	14-0	Nov. 27	Albuquerque
Coach: Roy Johnson				
Captain: Kenneth Grueter				

1925 (2-4-1 Overall)

Colorado College	T	0-0	Oct. 3	Colorado Springs
Montezuma College	W	10-0	Oct. 10	Albuquerque
West Texas State	L	7-9	Oct. 17	Canyon
Texas-El Paso	L	2-19	Oct. 24	El Paso
Arizona	L	0-24	Nov. 7	Albuquerque
New Mexico State	W	20-9	Nov. 21	Albuquerque
Western State	L	13-16	Nov. 26	Albuquerque
Coach: Roy Johnson				
Captain: Hearst Coen				

1926 (4-2-1 Overall)

New Mexico Mines	W	20-0	Oct. 2	Albuquerque
Montezuma College	W	41-7	Oct. 9	Albuquerque
Texas A&M	L	0-63	Oct. 16	College Station
Texas-El Paso	W	19-7	Oct. 23	Albuquerque
Arizona	L	0-21	Nov. 6	Tucson
New Mexico State	T	6-6	Nov. 13	Las Cruces
Western State	W	35-6	Nov. 20	Albuquerque
Coach: Roy Johnson				
Captains: appointed by game				

1927 (8-0-1 Overall)

New Mexico Mines	W	35-0	Oct. 1	Albuquerque
Montezuma College	W	47-0	Oct. 8	Albuquerque
New Mexico Military	W	26-0	Oct. 15	Albuquerque
Texas-El Paso	T	6-6	Oct. 22	El Paso
Arizona	W	7-6	Nov. 5	Albuquerque
Northern Arizona	W	24-7	Nov. 11	Albuquerque
New Mexico State	W	26-9	Nov. 18	Las Cruces
Western State	W	32-0	Nov. 24	Albuquerque
New Mexico Highlands	W	12-0	Dec. 3	Las Vegas, N.M.
Coach: Roy Johnson				
Captain: Geard Armstrong				

1928 (5-2-1 Overall)

New Mexico Mines	W	45-0	Sept. 29	Albuquerque
Montezuma College	W	36-0	Oct. 6	Albuquerque
New Mexico Military	L	6-7	Oct. 13	Albuquerque
Northern Arizona	L	0-12	Oct. 20	Flagstaff
New Mexico State	W	14-13	Oct. 27	Albuquerque
Arizona	T	6-6	Nov. 3	Tucson
Texas-El Paso	W	33-0	Nov. 17	Albuquerque
Colorado School of Mines	W	32-13	Nov. 29	Albuquerque
Coach: Roy Johnson				
Captains: John Dolzadel, John P. McFarland				

1932 (1-6-1 Overall, 1-3-1 Border)

Northern Arizona	W	6-0	Oct. 8	Albuquerque
Northern Colorado	L	6-30	Oct. 15	Greeley
New Mexico State	T	7-7	Oct. 22	Albuquerque
New Mexico Military	L	0-7	Oct. 29	Albuquerque
Loyola Marymount	L	0-52	Nov. 4	Los Angeles
Arizona	L	6-13	Nov. 11	Tucson
Texas Tech	L	6-39	Nov. 19	Albuquerque
Arizona State	L	0-40	Dec. 3	Tempe

Coach: Charles Riley
Captains: Orin McGuire

1933 (3-4-1 Overall, 2-2 Border)

Northern Arizona	L	0-14	Oct. 6	Albuquerque
New Mexico Military	T	6-6	Oct. 14	Roswell
Arizona State	L	13-26	Oct. 21	Albuquerque
Loyola Marymount	L	7-43	Oct. 28	Albuquerque
New Mexico Highlands	W	45-6	Nov. 4	Albuquerque
Arizona	W	7-0	Nov. 11	Albuquerque
New Mexico State	W	14-7	Nov. 18	Las Cruces
Northern Colorado	L	0-6	Nov. 26	Albuquerque

Coach: Charles Riley
Captain: Jack Walton

1934 (8-1 Overall, 3-1 Border)

Border Conference Champions

New Mexico Highlands	W	76-7	Sept. 29	Albuquerque
Northern Arizona	W	33-6	Oct. 5	Albuquerque
Texas-El Paso	W	21-15	Oct. 13	El Paso
Arizona State	W	18-12	Oct. 20	Tempe
New Mexico Military	W	26-7	Oct. 27	Albuquerque
Arizona	L	6-14	Nov. 3	Tucson
Western New Mexico	W	26-0	Nov. 12	Albuquerque
New Mexico State	W	12-6	Nov. 17	Albuquerque
Colorado College	W	33-6	Nov. 29	Albuquerque

Coach: Gwinn Henry
Captain: Guyton Hays

1935 (6-4 Overall, 3-2 Border)

Western New Mexico	W	46-0	Sept. 21	Albuquerque
Texas-El Paso	W	20-0	Sept. 28	Albuquerque
Oklahoma	L	0-25	Oct. 5	Norman
Colorado College	W	13-0	Oct. 12	Colorado Springs
Northern Arizona	W	20-0	Oct. 19	Albuquerque
New Mexico Military	W	21-0	Oct. 26	Roswell
Arizona State	W	13-0	Nov. 2	Albuquerque
New Mexico State	L	0-32	Nov. 11	Las Cruces
Arizona	L	6-38	Nov. 23	Albuquerque
Colorado State	L	6-7	Nov. 28	Albuquerque

Coach: Gwinn Henry
Captains: appointed by game

1936 (2-7 Overall, 1-4 Border)

Western New Mexico	L	0-6	Sept. 26	Albuquerque
Colorado State	L	7-9	Oct. 3	Fort Collins
West Texas State	L	7-13	Oct. 10	Albuquerque
Texas-El Paso	L	7-12	Oct. 17	El Paso
New Mexico Military	W	13-7	Oct. 24	Albuquerque
Arizona State	L	6-7	Oct. 31	Tempe
Arizona	L	0-28	Nov. 7	Tucson
New Mexico State	L	6-7	Nov. 14	Albuquerque
Northern Arizona	W	15-6	Nov. 26	Albuquerque

Coach: Gwinn Henry
Captains: appointed by game

1937 (4-4-1 Overall, 2-3-1 Border)

Western New Mexico	W	14-0	Sept. 25	Albuquerque
Denver	L	0-12	Oct. 1	Denver
New Mexico State	L	0-5	Oct. 8	Las Cruces
Texas-El Paso	T	7-7	Oct. 16	Albuquerque
Texas Tech	L	0-27	Oct. 23	Lubbock
Arizona State	W	15-7	Oct. 30	Albuquerque
Colorado State	W	26-6	Nov. 6	Colorado Springs
Arizona	L	0-23	Nov. 13	Albuquerque
Northern Arizona	W	7-6	Nov. 25	Albuquerque

Coach: Ted Shipkey
Captains: William Murphy

1938 (8-3 Overall, 4-2 Border)

Western New Mexico	W	40-0	Sept. 23	Albuquerque
Arizona State	W	21-0	Sept. 30	Albuquerque
Colorado College	W	45-0	Oct. 7	Albuquerque
Texas-El Paso	L	6-7	Oct. 15	El Paso
Northern Arizona	W	20-0	Oct. 22	Flagstaff
Arizona	W	20-7	Oct. 29	Albuquerque
Denver	W	7-6	Nov. 5	Albuquerque
New Mexico State	W	6-2	Nov. 12	Albuquerque
Texas Tech	L	7-17	Nov. 19	Albuquerque
Colorado State	W	27-7	Nov. 24	Albuquerque
Utah (Sun Bowl)	L	0-26	Jan. 1	El Paso

Coach: Ted Shipkey
Captains: appointed by game

1939 (8-2 Overall, 4-2 Border)

Western New Mexico	W	29-7	Sept. 22	Albuquerque
Wyoming	W	34-7	Sept. 29	Albuquerque
Denver	W	7-6	Oct. 6	Denver
Texas-El Paso	W	14-0	Oct. 12	Albuquerque
Texas Tech	L	7-19	Oct. 21	Lubbock
Northern Arizona	W	33-0	Oct. 27	Albuquerque
New Mexico State	W	9-6	Nov. 10	Las Cruces
Arizona State	L	6-28	Nov. 18	Tempe
Arizona	W	7-6	Nov. 25	Albuquerque
Colorado State	W	21-19	Nov. 30	Albuquerque

Coach: Ted Shipkey
Captains: appointed by game

1940 (5-4 Overall, 3-2 Border)

Wyoming	L	3-7	Sept. 28	Laramie
Western New Mexico	W	28-0	Oct. 4	Albuquerque
Arizona State	L	6-13	Oct. 11	Albuquerque
Texas-El Paso	L	7-9	Oct. 19	El Paso
Colorado State	L	6-7	Oct. 26	Denver
New Mexico State	W	39-6	Nov. 9	Albuquerque
Northern Arizona	W	45-26	Nov. 16	Albuquerque
Arizona	W	13-12	Nov. 23	Tucson
Texas Tech (18)	W	19-14	Nov. 30	Albuquerque

Coach: Ted Shipkey
Captains: appointed by game

1941 (5-4-1 Overall, 3-1-1 Border)

Northern Arizona	W	12-6	Sept. 26	Albuquerque
Texas-El Paso	W	16-14	Oct. 4	Albuquerque
Arizona State	T	0-0	Oct. 11	Tempe
Arizona	L	6-31	Oct. 18	Albuquerque
Texas Tech	L	0-36	Oct. 24	Lubbock
Nevada	W	23-7	Nov. 1	Albuquerque
New Mexico State	W	28-0	Nov. 8	Las Cruces
Marquette	L	0-34	Nov. 15	Milwaukee
Loyola-Marymount	L	3-7	Nov. 22	Albuquerque
Wyoming	W	28-0	Nov. 29	Albuquerque

Coach: Ted Shipkey
Captains: appointed by game

1942 (4-5-2 Overall, 3-4 Border)

Kirtland Air Force Base	W	7-6	Sept. 19	Albuquerque
Northern Arizona	W	26-6	Sept. 26	Albuquerque
Texas-El Paso	L	0-7	Oct. 2	El Paso
New Mexico State	W	32-0	Oct. 10	Albuquerque
Colorado	L	0-12	Oct. 17	Boulder
Texas Tech	L	0-12	Oct. 24	Albuquerque
Nevada	T	0-0	Oct. 31	Reno
Arizona	L	13-14	Nov. 7	Tucson
West Texas State	L	7-14	Nov. 14	Albuquerque
Loyola-Marymount	T	14-14	Nov. 21	Los Angeles
Arizona State	W	35-7	Nov. 28	Albuquerque

Coach: Willis Barnes
Captains: appointed by game

1943 (3-2 Overall)

Colorado College	L	7-20	Sept. 25	Colorado Springs
Kirtland Air Force Base	W	19-13	Oct. 2	Albuquerque
Northern Arizona	W	26-6	Oct. 16	Albuquerque
Denver	W	33-13	Nov. 13	Denver
Southwestern (Texas)	L	0-7	Jan. 1	El Paso

(Sun Bowl)
Coach: Willis Barnes
Captains: appointed by game

1944 (1-7 Overall)

Amarillo Air Force Base	L	2-21	Sept. 16	Albuquerque
Northern Arizona	W	47-14	Sept. 23	Albuquerque
Colorado College	L	7-25	Sept. 30	Albuquerque
West Texas State	L	0-6	Oct. 7	Albuquerque
Second Army Air Force	L	6-89	Oct. 14	El Paso
Colorado	L	0-39	Nov. 4	Pueblo
Denver	L	6-41	Nov. 11	Albuquerque
Texas Tech	L	7-13	Nov. 18	Lubbock

Coach: Willis Barnes
Captains: appointed by game

1945 (6-1-1 Overall)

Eastern New Mexico	W	78-0	Sept. 22	Albuquerque
Lubbock Air Force Base	W	39-0	Sept. 29	Albuquerque
West Texas State	W	13-0	Oct. 6	Canyon
Colorado College	W	6-4	Oct. 13	Colorado Springs
Colorado	W	12-6	Nov. 3	Albuquerque
Utah	L	20-21	Nov. 10	Albuquerque
Texas Tech	T	6-6	Nov. 21	Albuquerque
Denver (Sun Bowl)	W	34-24	Jan. 1	El Paso

Coach: Willis Barnes
Captains: appointed by game

1946 (5-5-2 Overall, 4-2-1 Border)

Northern Arizona	W	12-7	Sept. 21	Albuquerque
Utah	L	14-56	Sept. 28	Salt Lake City
West Texas State	W	6-0	Oct. 4	Albuquerque
New Mexico State	W	7-6	Oct. 12	Las Cruces
Hardin-Simmons	L	0-49	Oct. 18	Albuquerque
Colorado	L	13-14	Oct. 26	Boulder
Texas-El Paso	W	21-13	Nov. 2	Albuquerque
Texas Tech	L	0-27	Nov. 9	Albuquerque
Arizona	T	13-13	Nov. 16	Albuquerque
Kansas State	W	14-7	Nov. 23	Albuquerque
Lei Alums	L	14-19	Dec. 22	Honolulu

(Pineapple Bowl)
Coach: Willis Barnes
Captains: appointed by game

1947 (4-5-1 Overall, 1-5-1 Border)

Arizona State	L	12-25	Sept. 27	Albuquerque
Kansas State	W	20-18	Oct. 4	Manhattan
New Mexico State	W	20-0	Oct. 11	Albuquerque
Hardin-Simmons	L	7-33	Oct. 18	Abilene
Arizona	L	12-22	Oct. 25	Tucson
Texas-El Paso	T	20-20	Nov. 1	El Paso
Fresno State	W	34-3	Nov. 8	Albuquerque
Drake	W	8-7	Nov. 15	Albuquerque
Texas Tech	L	20-26	Nov. 22	Albuquerque
West Texas State	L	18-28	Nov. 29	Albuquerque

Coach: Berl Huffman
Captains: Lou Cullen, George Hughes

1948 (2-9 Overall, 1-6 Border)

Colorado	W	9-6	Sept. 25	Boulder
Texas	L	0-47	Oct. 2	Austin
New Mexico State	W	61-0	Oct. 9	Albuquerque
Hardin-Simmons	L	19-28	Oct. 16	Albuquerque
Texas-El Paso	L	13-27	Oct. 23	Albuquerque
Fresno State	L	14-20	Oct. 30	Fresno
Arizona	L	6-14	Nov. 6	Albuquerque
Drake	L	0-14	Nov. 13	Des Moines
Texas Tech	L	7-14	Nov. 20	Lubbock
West Texas State	L	0-19	Nov. 27	Canyon
Arizona State	L	17-28	Dec. 14	Tempe

Coach: Berl Huffman
Captains: appointed by game

1949 (2-8 Overall, 1-6 Border)

Wyoming	L	14-41	Sept. 24	Albuquerque
New Mexico State	W	14-13	Sept. 30	Las Cruces
Rice	L	0-55	Oct. 8	Houston
Hardin-Simmons	L	7-34	Oct. 15	Odesa
Texas-El Paso	L	0-7	Oct. 22	El Paso
Arizona State	L	19-28	Oct. 29	Albuquerque
Arizona	L	14-46	Nov. 5	Tucson
Colorado	W	17-15	Nov. 12	Albuquerque
Texas Tech	L	0-27	Nov. 19	Albuquerque
West Texas State	L	13-41	Nov. 26	Albuquerque

Coach: Berl Huffman
Captains: appointed by game

1950 (2-8 Overall, 2-5 Border)

Northern Arizona	W	78-0	Sept. 23	Albuquerque
Arizona State	L	0-41	Sept. 30	Tempe
New Mexico State	W	26-13	Oct. 7	Albuquerque
West Texas State	L	6-45	Oct. 14	Amarillo
Texas-El Paso	L	13-41	Oct. 21	Albuquerque
Wyoming	L	0-44	Oct. 28	Laramie
Arizona	L	0-38	Nov. 4	Albuquerque
Army (1)	L	0-51	Nov. 11	West Point
Bradley	L	19-20	Nov. 18	Albuquerque
Texas Tech	L	12-37	Nov. 25	Lubbock

Coach: Dudley DeGroot
Captains: appointed by game

1951 (4-7 Overall, 2-4 Skyline)

Northern Arizona	W	55-6	Sept. 22	Albuquerque
Montana	L	7-25	Sept. 29	Missoula
New Mexico State	W	20-0	Oct. 6	Las Cruces
Denver	L	17-33	Oct. 13	Denver
Texas-El Paso	L	7-32	Oct. 20	El Paso
Colorado State	L	15-20	Oct. 27	Albuquerque
Arizona	L	20-32	Nov. 3	Tucson
Wyoming	L	7-41	Nov. 10	Albuquerque
Brigham Young	W	34-0	Nov. 17	Albuquerque
Texas Tech	L	14-60	Nov. 24	Albuquerque
Utah State	W	17-13	Dec. 1	Albuquerque

Coach: Dudley DeGroot
Captains: appointed by game

1952 (7-2 Overall, 5-1 Skyline)

Brigham Young	L	10-14	Sept. 27	Provo
New Mexico State	W	23-0	Oct. 4	Albuquerque
Wyoming	W	7-0	Oct. 18	Laramie
Texas-El Paso	W	14-13	Oct. 25	El Paso
Arizona	L	7-13	Nov. 1	Albuquerque
Denver	W	15-0	Nov. 8	Denver
Colorado State	W	3-0	Nov. 15	Albuquerque
Montana	W	12-6	Nov. 22	Albuquerque
Utah State	W	28-0	Dec. 6	Albuquerque

Coach: Dudley DeGroot
Captains: Floyd J. Barger, Glenn Campbell

1953 (5-3-1 Overall, 3-2-1 Skyline)

Utah State	L	0-6	Sept. 26	Logan
Brigham Young	T	12-12	Oct. 3	Albuquerque
Arizona	L	0-20	Oct. 10	Tucson
San Diego State	W	41-12	Oct. 17	Albuquerque
Montana	W	41-13	Oct. 24	Missoula
Denver	W	20-18	Oct. 31	Albuquerque

1955 (2-8 Overall, 1-5 Skyline)

New Mexico State	W	14-7	Sept. 17	Albuquerque
Colorado State	L	0-25	Sept. 24	Fort Collins
Texas-El Paso	L	0-34	Oct. 1	Albuquerque
Utah State	L	0-18	Oct. 8	Logan
San Jose State	L	0-14	Oct. 15	Albuquerque
Montana	L	14-19	Oct. 22	Missoula
Denver	L	6-33	Oct. 29	Albuquerque
Wyoming	L	0-20	Nov. 12	Albuquerque
Arizona	L	6-27	Nov. 19	Tucson
Brigham Young	W	21-16	Nov. 26	Albuquerque

Coach: Bob Titchenal

Captains: Jimmy Juarez, Joe Murphy

1956 (4-6 Overall, 2-4 Skyline)

New Mexico State	W	14-6	Sept. 22	Las Cruces
Utah State	W	27-19	Sept. 29	Albuquerque
Texas-El Paso	L	0-34	Oct. 6	El Paso
Wyoming	L	13-20	Oct. 13	Laramie
Arizona	L	12-26	Oct. 20	Albuquerque
Denver	L	24-20	Oct. 26	Denver
Brigham Young	L	12-33	Nov. 3	Provo
Montana	W	14-13	Nov. 17	Albuquerque
San Diego State	W	34-6	Nov. 24	Albuquerque
Colorado State	L	27-28	Dec. 1	Albuquerque

Coach: Dick Clausen

Captains: appointed by game

1957 (4-6 Overall, 2-4 Skyline)

New Mexico State	W	25-7	Sept. 21	Albuquerque
Colorado State	W	30-7	Sept. 28	Fort Collins
Texas-El Paso	L	13-15	Oct. 5	Albuquerque
Utah State	W	14-10	Oct. 12	Logan
Arizona	W	27-0	Oct. 19	Tucson
Montana	L	6-21	Oct. 26	Missoula
Denver	L	0-19	Nov. 1	Albuquerque
Wyoming	L	13-20	Nov. 16	Albuquerque
Air Force	L	0-31	Nov. 23	Colorado Springs
Brigham Young	L	12-14	Nov. 30	Albuquerque

Coach: Dick Clausen

Captains: Jerry Nesbitt, Glen Hakes

1958 (7-3 Overall, 5-1 Skyline)

New Mexico State	W	16-7	Sept. 20	Las Cruces
Texas-El Paso	L	7-15	Sept. 27	El Paso
Montana	W	44-16	Oct. 4	Albuquerque
Utah State	W	34-14	Oct. 11	Albuquerque
Arizona	W	33-13	Oct. 18	Albuquerque
Wyoming	W	13-12	Oct. 25	Laramie
Denver	W	21-15	Oct. 31	Denver
Brigham Young	L	19-36	Nov. 8	Provo
Colorado State	W	17-12	Nov. 15	Albuquerque
Air Force (9)	L	7-45	Nov. 22	Albuquerque

Coach: Marv Levy

Captains: Mason Rose, Don Perkins

1959 (7-3 Overall, 4-2 Skyline)

New Mexico State	L	12-29	Sept. 19	Albuquerque
Colorado State	L	9-14	Sept. 26	Fort Collins
Texas-El Paso	W	17-7	Oct. 3	Albuquerque
Utah State	W	28-6	Oct. 10	Logan
Arizona	W	28-7	Oct. 17	Tucson
Montana	W	55-14	Oct. 24	Missoula
Denver	W	42-0	Oct. 31	Albuquerque
Brigham Young	W	21-6	Nov. 7	Albuquerque
Wyoming	L	20-25	Nov. 14	Albuquerque
Air Force	W	28-27	Nov. 21	Denver

Coach: Marv Levy

Captains: John Garber, Don Perkins

1960 (5-5 Overall, 4-2 Skyline)

University of Mexico	W	77-6	Sept. 17	Albuquerque
Wyoming	L	3-13	Sept. 24	Laramie
Texas-El Paso	L	17-23	Oct. 1	El Paso
New Mexico State	L	0-34	Oct. 8	Albuquerque
Utah State	L	7-46	Oct. 15	Albuquerque
Arizona	L	14-26	Oct. 22	Albuquerque
Denver	W	41-6	Oct. 28	Denver
Brigham Young	W	27-15	Nov. 5	Provo
Colorado State	W	24-6	Nov. 12	Albuquerque
Montana	W	24-7	Nov. 19	Albuquerque

Coach: Bill Weeks

Captain: George Friberg

1961 (7-4 Overall, 3-3 Skyline)

New Mexico State	W	41-7	Sept. 23	Albuquerque
Montana	L	8-40	Sept. 30	Missoula
Texas-El Paso	W	7-6	Oct. 7	Albuquerque
Utah State	L	7-41	Oct. 14	Logan
Arizona	L	21-22	Oct. 21	Tucson
Air Force	W	21-6	Oct. 28	Albuquerque
Utah	W	21-16	Nov. 4	Albuquerque
Wyoming	L	7-33	Nov. 11	Albuquerque
Colorado State	W	20-8	Nov. 18	Fort Collins
Brigham Young	W	34-6	Nov. 25	Albuquerque
Western Michigan (Aviation Bowl)	W	28-12	Dec. 9	Dayton

Coach: Bill Weeks

Captains: Jay McNitt, Chuck Cummings

1962 (7-2-1 Overall, 2-1-1 WAC)**WAC Champs**

New Mexico State	W	28-17	Sept. 15	Albuquerque
Wyoming	W	25-21	Sept. 22	Laramie
Arizona	W	35-25	Sept. 29	Albuquerque
Texas-El Paso	L	14-16	Oct. 6	El Paso
Utah State	W	14-13	Oct. 13	Albuquerque
Utah	T	7-7	Oct. 20	Salt Lake
San Jose State	W	25-13	Oct. 27	San Jose
Brigham Young	L	0-27	Nov. 3	Provo
Colorado State	W	21-8	Nov. 10	Albuquerque
Montana	W	41-12	Nov. 17	Albuquerque

Coach: Bill Weeks

Captains: Bobby Santiago, John Kosor

1963 (6-4 Overall, 3-1 WAC)**WAC Champs**

Texas-El Paso	W	23-7	Sept. 28	Albuquerque
Utah	L	6-19	Oct. 5	Albuquerque
Utah State	L	14-47	Oct. 12	Logan
New Mexico State	L	12-13	Oct. 19	Las Cruces
Montana	W	24-6	Oct. 26	Albuquerque
Colorado State	W	25-0	Nov. 2	Fort Collins
Wyoming	W	17-6	Nov. 9	Albuquerque
Air Force	L	8-30	Nov. 16	Albuquerque
Brigham Young	W	26-0	Nov. 30	Albuquerque
Arizona	W	22-15	Dec. 7	Tucson

Coach: Bill Weeks

Captains: Eddie Stokes, Scott Henington

1964 (9-2 Overall, 3-1 WAC)**WAC Tri-Champs**

Utah	L	0-16	Sept. 19	Salt Lake
Montana	W	20-10	Sept. 26	Albuquerque
Brigham Young	W	26-14	Oct. 2	Provo
Arizona	W	10-7	Oct. 10	Albuquerque
Utah State	L	3-14	Oct. 17	Albuquerque
New Mexico State	W	18-14	Oct. 24	Albuquerque
Wyoming	W	17-6	Oct. 31	Laramie
Texas-El Paso	W	20-12	Nov. 7	El Paso
Colorado State	W	42-9	Nov. 14	Albuquerque
Hawai'i	W	20-0	Nov. 20	Honolulu
Kansas State	W	9-7	Nov. 28	Albuquerque

Coach: Bill Weeks

Captains: Chuck Kelly, Wayne Tvrdik

1965 (3-7 Overall, 2-3 WAC)

Texas-El Paso	L	14-35	Sept. 25	Albuquerque
Colorado State	L	22-27	Oct. 2	Fort Collins
Arizona	W	24-2	Oct. 9	Tucson
Utah	W	13-10	Oct. 16	Albuquerque
Arizona State	L	14-27	Oct. 23	Tempe
San Jose State	L	7-27	Oct. 30	Albuquerque
Wyoming	L	9-27	Nov. 6	Albuquerque
New Mexico State	L	6-20	Nov. 13	Las Cruces
Iowa State	W	10-9	Nov. 20	Albuquerque
Brigham Young	L	8-42	Nov. 27	Albuquerque

Coach: Bill Weeks

Captains: Stan Quintana, Dave Hettema

1966 (2-8 Overall, 0-5 WAC)

Utah State	W	17-8	Sept. 17	Albuquerque
Kansas State	W	28-8	Sept. 24	Manhattan
Texas-El Paso	L	3-51	Oct. 1	El Paso
Arizona	L	15-36	Oct. 8	Albuquerque
Wyoming	L	7-37	Oct. 15	Laramie
Brigham Young	L	6-33	Oct. 22	Albuquerque
Utah	L	0-27	Oct. 29	Salt Lake City
Colorado State	L	6-45	Nov. 5	Albuquerque
New Mexico State	L	12-47	Nov. 12	Albuquerque
Arizona State	L	7-28	Nov. 19	Tempe

Coach: Bill Weeks

Captains: Wally Seis, Albert O'Neal

1967 (1-9 Overall, 0-5 WAC)

Idaho State	W	24-3	Sept. 16	Albuquerque
Brigham Young	L	14-44	Sept. 23	Provo
Iowa State	L	12-17	Sept. 30	Ames
Utah	L	27-42	Oct. 7	Albuquerque
Arizona State	L	23-56	Oct. 14	Albuquerque
San Jose State	L	14-52	Oct. 21	San Jose
Texas-El Paso	L	12-75	Oct. 27	Albuquerque
Arizona	L	13-48	Nov. 4	Tucson
Wyoming (7)	L	6-42	Nov. 11	Albuquerque
New Mexico State	L	7-54	Nov. 18	Albuquerque

Coach: Bill Weeks

Captains: Jim Boller, Rex Henington

1968 (0-10 Overall, 0-7 WAC)

Colorado State	L	13-21	Sept. 14	Albuquerque
Texas-El Paso	L	15-44	Sept. 21	El Paso
Arizona	L	8-19	Sept. 28	Albuquerque
Kansas (8)	L	7-68	Oct. 5	Lawrence
Utah	L	7-30	Oct. 12	Salt Lake
San Jose State	L	24-55	Oct. 19	Albuquerque
Wyoming	L	6-35	Oct. 26	Laramie
Arizona State	L	28-63	Nov. 2	Tempe
New Mexico State	L	6-33	Nov. 9	Albuquerque
Brigham Young	L	6-35	Nov. 23	Albuquerque

Coach: Rudy Feldman

Captains: David Harris, Ace Hendricks, John Pautsch

1969 (4-6 Overall, 1-5 WAC)

Army	L	14-31	Sept. 20	West Point
Texas-El Paso	L	6-21	Sept. 27	Albuquerque
Kansas	W	16-7	Oct. 4	Albuquerque
Brigham Young	L	15-41	Oct. 11	Provo
Utah	L	0-24	Oct. 18	Albuquerque
Arizona	L	28-52	Oct. 25	Tucson
San Jose State	W	27-24	Nov. 1	San Jose
Arizona State	L	17-48	Nov. 8	Albuquerque
Wyoming	W	24-12	Nov. 15	Albuquerque
New Mexico State	W	24-21	Nov. 22	Las Cruces

Coach: Rudy Feldman

Captains: Willie Shaw, Rocky Long

1970 (7-3 Overall, 5-1 WAC)

Iowa State	L	3-32	Sept. 19	Albuquerque
Utah	W	34-28	Sept. 26	Salt Lake City
Kansas	L	23-49	Oct. 3	Lawrence
San Jose State	W	48-25	Oct. 10	Albuquerque
New Mexico State	W	24-17	Oct. 17	Albuquerque
Wyoming	W	17-7	Oct. 24	Laramie
Texas-El Paso	W	35-16	Oct. 31	El Paso
Arizona	W	35-7	Nov. 7	Albuquerque
Brigham Young	W	51-8	Nov. 14	Albuquerque
Arizona State (9)	L	21-33	Nov. 21	Tempe

Coach: Rudy Feldman

Captains: Sam Scarber, Rodney Wallace

1971 (6-3-2 Overall, 5-1 WAC)

Texas Tech	W	13-10	Sept. 18	Lubbock
Iowa State	L	20-44	Sept. 25	Albuquerque
Brigham Young	W	14-0	Oct. 1	Provo
New Mexico State	T	35-35	Oct. 9	Albuquerque
San Jose State	T	21-21	Oct. 16	San Jose
Arizona State (14)	L	28-60	Oct. 23	Albuquerque
Arizona	W	34-28	Oct. 30	Tucson
Utah	W	57-39	Nov. 6	Albuquerque
Texas-El Paso	W	49-13	Nov. 13	Albuquerque
Wyoming	W	49-14	Nov. 20	Albuquerque
Hawai'i	L	21-28	Nov. 27	Honolulu

Coach: Rudy Feldman

Captains: Rocky Long, Herman Fredenberg, Bob Gaines

1972 (3-8 Overall, 2-4 WAC)

NMSU	W	55-20	Sept. 16	Albuquerque
Texas Tech	L	16-41	Sept. 23	Albuquerque
Iowa State	L	0-31	Sept. 30	Ames
Wyoming	W	17-14	Oct. 7	Laramie
Arizona	L	15-27	Oct. 14	Albuquerque
Texas-El Paso	W	56-7	Oct. 21	El Paso
Utah	L	14-59	Oct. 28	Salt Lake
San Jose State	L	7-14	Nov. 4	Albuquerque
Arizona State (19)	L	7-60	Nov. 11	Tempe
Houston	L	14-33	Nov. 18	Houston
Brigham Young	L	7-21	Nov. 25	Albuquerque

Coach: Rudy Feldman

Captains: John Urban, George Oakes

1973 (4-7 Overall, 3-4 WAC)

New Mexico State	W	48-6	Sept. 15	Albuquerque
Texas Tech	L	7-41	Sept. 22	Lubbock
Air Force	L	6-10	Sept. 29	Colorado Springs
Arizona State (12)	L	24-67	Oct. 6	Albuquerque
Arizona	L	14-22	Oct. 13	Tucson
Texas-El Paso	W	49-0	Oct. 20	Albuquerque
San Jose State	L	0-15	Oct. 27	San Jose
Brigham Young	L	21-56	Nov. 3	Provo
Utah	L	35-36	Nov. 10	Albuquerque
Wyoming	W	23-21	Nov. 17	Albuquerque
Colorado State	W	30-13	Nov. 24	Fort Collins

Coach: Rudy Feldman

Captains: Rich Diller, Don Woods, Don Hubbard

1974 (4-6-1 Overall, 3-4 WAC)

Colorado State	W	32-23	Sept. 14	Albuquerque
Texas Tech	T	21-21	Sept. 21	Albuquerque
Arizona (15)	L	10-15	Sept. 28	Albuquerque
Iowa State	L	3-27	Oct. 5	Ames
San Jose State	L	11-13	Oct. 12	Albuquerque
Wyoming	W	32-21	Oct. 19	Laramie
Arizona State (14)	L	7-41	Oct. 26	Tempe
New Mexico State	W	26-24	Nov. 2	Albuquerque
Utah	L	10-21	Nov. 9	Salt Lake
Brigham Young	L	3-36	Nov. 16	Albuquerque
Texas-El Paso	W	37-21	Nov. 23	El Paso

1978 (7-5 Overall, 3-3 WAC)

Hawai'i	L	16-22	Sept. 9	Honolulu
Wichita State	W	16-14	Sept. 16	Wichita
Nevada-Las Vegas	W	24-0	Sept. 23	Albuquerque
Brigham Young	L	23-27	Sept. 30	Albuquerque
Wyoming	W	19-15	Oct. 7	Laramie
Texas Tech	L	23-36	Oct. 14	Albuquerque
New Mexico State	W	35-20	Oct. 21	Albuquerque
Texas-El Paso	W	21-0	Oct. 28	El Paso
Utah	W	24-12	Nov. 4	Salt Lake
Colorado State	L	15-26	Nov. 11	Albuquerque
Pacific	W	44-6	Nov. 18	Albuquerque
San Diego State	L	24-27	Nov. 25	San Diego

Coach: Bill Mondt

Captains: appointed by game

1979 (6-6 Overall, 3-4 WAC)

Louisiana Tech	W	34-0	Sept. 1	Albuquerque
Oregon State	W	35-16	Sept. 8	Albuquerque
Texas Tech	L	7-17	Sept. 15	Lubbock
Hawai'i	L	3-20	Sept. 22	Honolulu
New Mexico State	W	30-16	Sept. 29	Las Cruces
San Diego State	L	7-35	Oct. 6	Albuquerque
Nevada-Las Vegas	L	20-28	Oct. 13	Las Vegas
Texas-El Paso	W	20-0	Oct. 20	Albuquerque
Brigham Young (11)	L	7-59	Oct. 27	Provo
Utah	L	7-26	Nov. 3	Albuquerque
Colorado State	W	24-9	Nov. 10	Fort Collins
Wyoming	W	17-3	Nov. 17	Albuquerque

Coach: Bill Mondt

Captains: appointed by game

1980 (4-7 Overall, 3-4 WAC)

Brigham Young (19)	W	25-21	Sept. 6	Albuquerque
Missouri (17)	L	16-47	Sept. 13	Columbia
Texas Tech	L	17-28	Sept. 20	Lubbock
New Mexico State	W	52-19	Sept. 27	Albuquerque
Wyoming	W	24-21	Oct. 4	Laramie
Colorado State	L	26-31	Oct. 11	Albuquerque
Hawai'i	L	14-31	Oct. 18	Albuquerque
Texas-El Paso	W	22-21	Oct. 25	El Paso
Nevada-Las Vegas	L	7-72	Nov. 1	Albuquerque
Utah	L	21-49	Nov. 8	Salt Lake
San Diego State	L	22-24	Nov. 22	San Diego

Coach: Joe Morrison

Captains: appointed by game

1981 (4-7-1 Overall, 3-4-1 WAC)

Houston	L	10-21	Sept. 5	Houston
Nevada-Las Vegas	L	42-49	Sept. 12	Las Vegas
Texas Tech	L	21-28	Sept. 19	Lubbock
Air Force	W	27-10	Sept. 26	Albuquerque
San Diego State	L	15-17	Oct. 3	Albuquerque
Texas-El Paso	W	26-3	Oct. 10	Albuquerque
Hawai'i	L	13-23	Oct. 17	Honolulu
New Mexico State	W	17-13	Oct. 24	Las Cruces
Brigham Young	L	7-31	Oct. 31	Provo
Utah	T	7-7	Nov. 7	Albuquerque
Colorado State	W	28-16	Nov. 14	Fort Collins
Wyoming	L	12-13	Nov. 21	Albuquerque

Coach: Joe Morrison

Captains: appointed by game

1982 (10-1 Overall, 6-1 WAC)

Wyoming	W	41-20	Sept. 4	Laramie
Texas Tech	W	14-0	Sept. 11	Albuquerque
Nevada-Las Vegas	W	49-21	Sept. 18	Albuquerque
Air Force	W	49-37	Oct. 2	Colorado Springs
Brigham Young	L	12-40	Oct. 9	Albuquerque
San Diego State	W	22-17	Oct. 16	San Diego
New Mexico State	W	66-14	Oct. 23	Albuquerque
North Texas State	W	20-17	Oct. 30	Denton
Texas-El Paso	W	31-18	Nov. 6	El Paso
Colorado State	W	29-24	Nov. 13	Albuquerque
Hawai'i	W	41-17	Nov. 18	Albuquerque

Coach: Joe Morrison

Captains: appointed by game

1983 (6-6 Overall, 4-3 WAC)

Utah	W	17-7	Sept. 3	Albuquerque
Tennessee	L	6-31	Sept. 10	Knoxville
Arkansas	L	0-17	Sept. 17	Little Rock
New Mexico State	W	31-0	Sept. 24	Las Cruces
North Texas State	L	8-18	Oct. 1	Albuquerque
Texas Tech	W	30-10	Oct. 8	Lubbock
Brigham Young (19)	L	21-66	Oct. 15	Provo
Hawai'i	L	16-25	Oct. 22	Honolulu
Colorado State	L	24-25	Oct. 29	Fort Collins
Wyoming	W	17-10	Nov. 5	Albuquerque
Texas-El Paso	W	35-0	Nov. 12	Albuquerque
San Diego State	W	34-14	Nov. 19	Albuquerque

Coach: Joe Lee Dunn

Captains: appointed by game

1984 (4-8 Overall, 1-7 WAC)

New Mexico State	W	61-21	Sept. 8	Albuquerque
West Texas State	W	27-0	Sept. 15	Albuquerque
Texas Tech	W	29-24	Sept. 22	Albuquerque
Texas-El Paso	W	34-7	Sept. 29	El Paso
Utah	L	14-38	Oct. 5	Salt Lake
Colorado State	L	10-16	Oct. 13	Albuquerque
Wyoming	L	21-59	Oct. 20	Laramie
Brigham Young (4)	L	0-48	Oct. 25	Albuquerque
Baylor	L	2-38	Nov. 3	Waco
Air Force	L	9-23	Nov. 10	Albuquerque
San Diego State	L	31-37	Nov. 17	San Diego
Hawai'i	L	13-48	Nov. 24	Honolulu

Coach: Joe Lee Dunn

Captains: appointed by game

1985 (3-8 Overall, 2-6 WAC)

Texas Tech	L	31-32	Sept. 7	Lubbock
New Mexico State	W	34-27	Sept. 14	Las Cruces
Air Force (18)	L	12-49	Sept. 28	Albuquerque
Nebraska (13)	L	7-38	Oct. 5	Lincoln
Colorado State	L	28-45	Oct. 12	Albuquerque
Brigham Young (9)	L	23-45	Oct. 19	Albuquerque
Hawai'i	L	17-27	Oct. 26	Albuquerque
Texas-El Paso	W	27-23	Nov. 2	El Paso
Utah	L	49-58	Nov. 9	Salt Lake
Wyoming	W	41-16	Nov. 16	Albuquerque
San Diego State	L	20-55	Nov. 23	San Diego

Coach: Joe Lee Dunn

Captains: appointed by game

1986 (4-8 Overall, 2-5 WAC)

Tennessee (10)	L	21-35	Sept. 6	Knoxville
Brigham Young (9)	L	30-31	Sept. 13	Provo
Texas Tech	L	7-14	Sept. 20	Lubbock
San Diego State	L	34-38	Sept. 27	Albuquerque
Hawai'i	L	10-27	Oct. 4	Honolulu
Texas-El Paso	W	24-22	Oct. 11	Albuquerque
Utah	W	47-43	Oct. 18	Albuquerque
New Mexico State	W	45-14	Oct. 25	Albuquerque
Wyoming	L	25-35	Nov. 1	Laramie
Tulsa	L	27-34	Nov. 8	Albuquerque
Colorado State	L	27-32	Nov. 15	Fort Collins
Memphis State	W	20-13	Nov. 22	Memphis

Coach: Joe Lee Dunn

Captains: appointed by game

1987 (0-11 Overall, 0-8 WAC)

Utah	L	20-24	Sept. 5	Salt Lake
New Mexico State	L	14-17	Sept. 12	Las Cruces
Arizona	L	9-20	Sept. 19	Tucson
Brigham Young	L	25-45	Sept. 26	Albuquerque
Hawai'i	L	31-41	Oct. 3	Albuquerque
Colorado State	L	13-35	Oct. 10	Fort Collins
Texas-El Paso	L	0-34	Oct. 17	El Paso
Wyoming	L	16-59	Nov. 7	Albuquerque
Air Force	L	26-73	Nov. 14	Albuquerque
San Diego State	L	30-53	Nov. 21	San Diego
Arkansas	L	25-43	Nov. 28	Little Rock

Coach: Mike Sheppard

Captains: Kirk Allen, Terence Donaldson, Barry Garrison, Fred Mady

1988 (2-10 Overall, 1-7 WAC)

Fresno State	L	21-68	Sept. 3	Albuquerque
New Mexico State	W	36-34	Sept. 10	Las Cruces
Texas	L	0-47	Sept. 17	Austin
Akron	L	28-30	Sept. 24	Albuquerque
Air Force	L	14-63	Oct. 1	Colorado Springs
Utah	L	27-33	Oct. 8	Albuquerque
Wyoming	L	7-55	Oct. 15	Laramie
Texas-El Paso	L	0-37	Oct. 22	Albuquerque
Brigham Young	L	0-65	Oct. 29	Provo
Hawai'i	L	3-45	Nov. 5	Honolulu
Colorado State	W	24-23	Nov. 12	Albuquerque
San Diego State	L	10-18	Nov. 19	Albuquerque

Coach: Mike Sheppard

Captains: John Duff, Scott Howard, Art Martinez, Phillip Vaughan

1989 (2-10 Overall, 0-7 WAC)

Brigham Young (19)	L	3-24	Sept. 2	Albuquerque
New Mexico State	W	45-13	Sept. 9	Albuquerque
Texas Tech	L	20-27	Sept. 16	Lubbock
Tulsa	L	33-35	Sept. 23	Tulsa
Hawai'i	L	14-60	Sept. 30	Honolulu
Colorado State	L	20-34	Oct. 7	Albuquerque
Texas-El Paso	L	7-26	Oct. 14	El Paso
Florida	L	21-27	Oct. 21	Gainesville
Wyoming	L	23-24	Oct. 28	Albuquerque
San Diego State	L	28-45	Nov. 4	San Diego
Utah	L	39-41	Nov. 11	Salt Lake
Fresno State (23)	W	45-22	Nov. 18	Albuquerque

Coach: Mike Sheppard

Captains: Brett Heber, Terance Mathis, Nate Morris, Jay Schultz

1990 (2-10 Overall, 1-6 WAC)

New Mexico State	W	29-12	Sept. 1	Las Cruces
Fresno State	L	17-24	Sept. 8	Fresno
Arizona (20)	L	10-25	Sept. 15	Albuquerque
Texas Tech	L	32-34	Sept. 22	Albuquerque
Kansas State	L	6-38	Sept. 29	Manhattan
Texas-El Paso	W	48-28	Oct. 6	Albuquerque
Wyoming (23)	L	22-25	Oct. 13	Laramie
Colorado State	L	7-47	Oct. 20	Fort Collins
Brigham Young (7)	L	31-55	Oct. 27	Provo
Hawai'i	L	16-43	Nov. 3	Honolulu
Utah	L	27-29	Nov. 10	Albuquerque
San Diego State	L	34-40	Nov. 17	Albuquerque

Coach: Mike Sheppard

Captains: John Bell, Kurt Jensen, Eric Morgan, Nate Morris

1991 (3-9 Overall, 2-6 WAC)

Texas-El Paso	L	19-35	Aug. 31	El Paso
TCU	L	7-60	Sept. 7	Ft. Worth
Hawai'i	L	13-35	Sept. 14	Honolulu
Nevada-Las Vegas	L	22-23	Sept. 21	Albuquerque
New Mexico State	W	17-10	Sept. 28	Albuquerque
Fresno State	L	17-94	Oct. 5	Fresno
San Diego State	L	24-38	Oct. 12	San Diego
Wyoming	L	19-39	Oct. 19	Albuquerque
Brigham Young	L	23-41	Oct. 26	Albuquerque
Air Force	W	34-32	Nov. 2	Albuquerque
Utah	L	7-30	Nov. 9	Salt Lake
Colorado State	W	38-36	Nov. 16	Fort Collins

Coach: Mike Sheppard

Captains: Fred Easter, Marcus Goodloe, Kim McCall, Troy Rosse-an, Steve Slater, Doug Zikan

1992 (3-8 Overall, 2-6 WAC)

TCU	W	24-7	Sept. 5	Albuquerque
New Mexico State	L	39-42	Sept. 12	Las Cruces
SMU	L	13-20	Sept. 19	Albuquerque
Air Force	L	32-33	Sept. 26	Colorado Springs
San Diego State	L	21-49	Oct. 3	Albuquerque
Wyoming	L	21-35	Oct. 10	Laramie
Utah	W	24-7	Oct. 17	Albuquerque
Fresno State	L	28-31	Oct. 24	Fresno
Brigham Young	L	0-35	Nov. 7	Provo
Texas-El Paso	W	35-14	Nov. 14	Albuquerque
Colorado State	L	10-14	Nov. 21	Albuquerque

Coach: Dennis Franchione

Captains: Willie Barry, Jesse Becton, Stoney Case, Steve Green, Justin Hall, Clint Hall

1993 (6-5 Overall, 4-4 WAC)

Brigham Young (19)	L	31-34	Sept. 4	Albuquerque
TCU	L	34-35	Sept. 11	Fort Worth
Fresno State	L	24-41	Sept. 18	Albuquerque
New Mexico State	W	42-7	Sept. 25	Albuquerque
Hawai'i	W	41-14	Oct. 2	Albuquerque
Utah	W	42-35	Oct. 9	Salt Lake
San Diego State	L	17-20	Oct. 23	San Diego
Colorado State	L	20-21	Oct. 30	Fort Collins
Idaho State	W	39-13	Nov. 6	Albuquerque
Wyoming	W	10-7	Nov. 13	Albuquerque
Texas-El Paso	W	35-29	Nov. 20	El Paso

1994 (5-7 Overall, 4-4 WAC)

Texas Tech	L	31-37	Sept. 3	Lubbock
TCU	L	29-44	Sept. 10	Albuquerque
SMU	L	31-34	Sept. 17	Dallas
Brigham Young	L	47-49	Sept. 24	Provo
Colorado State (21)	L	31-38	Oct. 1	Albuquerque
Hawai'i	W	38-21	Oct. 8	Honolulu
San Diego State	L	13-20	Oct. 15	Albuquerque
New Mexico State	W	56-31	Oct. 22	Las Cruces
Fresno State	W	49-32	Oct. 29	Fresno
Utah (8)	W	23-21	Nov. 5	Albuquerque
Wyoming	L	28-38	Nov. 12	Laramie
Texas-El Paso	W	25-21	Nov. 19	Albuquerque

Coach: Dennis Franchione

Captains: Stoney Case, Trent Coit, Dan Coverley, Alex Crowder, David Sloan

1995 (4-7 Overall, 2-6 WAC)

New Mexico State	W	38-24	Sept. 23	Albuquerque
Air Force	L	24-27	Sept. 30	Albuquerque
Fresno State	L	34-51	Oct. 7	Fresno
Hawai'i	W	24-10	Oct. 14	Albuquerque
Colorado State	W	22-14	Oct. 21	Fort Collins
Texas Tech (22)	L	7-34	Oct. 28	Albuquerque
San Diego State	L	29-38	Nov. 4	San Diego
Brigham Young	L	14-31	Nov. 11	Albuquerque
Texas-El Paso	L	12-17	Nov. 18	El Paso
Coach: Dennis Franchione				
Captains: UNM's 12 seniors				
1996 (6-5 Overall, 3-5 WAC)				
New Mexico State	W	28-7	Aug. 29	Las Cruces

1999 (4-7 Overall, 3-4 Mountain West)

Texas-El Paso	L 10-13	Sept. 4	El Paso
New Mexico State	L 28-35	Sept. 11	Albuquerque
Northern Arizona	W 45-14	Sept. 18	Albuquerque
Boise State	L 9-20	Sept. 25	Boise
San Diego State	W 24-21	Oct. 9	San Diego
Brigham Young (20)	L 7-31	Oct. 16	Albuquerque
UNLV	W 27-6	Oct. 30	Albuquerque
Colorado State	L 22-36	Nov. 6	Albuquerque
Utah	L 7-52	Nov. 13	Salt Lake City
Wyoming	L 28-42	Nov. 20	Laramie
Air Force	W 33-28	Nov. 27	Albuquerque

Coach: Rocky Long

Captains: Jason Carson, Henry Stephens, Brian Urlacher, Martinez Williams

2000 (5-7 Overall, 3-4 Mountain West)

Texas Tech	L 3-24	Aug. 26	Lubbock
Boise State	L 14-31	Sept. 2	Albuquerque
Oregon State	L 20-28	Sept. 9	Albuquerque
New Mexico State	W 16-13	Sept. 16	Las Cruces
Northern Arizona	W 35-28	Sept. 23	Albuquerque
Wyoming	W 45-10	Sept. 30	Albuquerque
Colorado State	L 14-17	Oct. 7	Fort Collins
Air Force	W 29-23	Oct. 21	Colorado Springs
Utah	W 10-3	Oct. 28	Albuquerque
San Diego State	L 16-17	Nov. 4	Albuquerque
UNLV	L 14-18	Nov. 11	Las Vegas
Brigham Young	L 13-37	Nov. 18	Provo

Coach: Rocky Long

Captains: Mike Barnett, Jarrod Baxter, Henry Stephens

2001 (6-5 Overall, 4-3 Mountain West)

UTEP	W 26-6	Sept. 1	Albuquerque
Texas Tech	L 30-42	Sept. 8	Lubbock
Baylor	L 13-16 (OT)	Sept. 22	Waco
Utah	L 16-37	Sept. 29	Salt Lake City
Wyoming	W 30-29	Oct. 6	Laramie
Brigham Young (17)	L 20-24	Oct. 13	Albuquerque
Air Force	W 52-33	Oct. 27	Albuquerque
San Diego State	W 20-15	Nov. 3	San Diego
UNLV	W 27-17	Nov. 10	Albuquerque
Colorado State	L 17-24	Nov. 17	Albuquerque
New Mexico State	W 53-0	Nov. 24	Albuquerque

Coach: Rocky Long

Captains: Jarrod Baxter, Rudy Caamano, Mohammed Konte, Brian Johnson, Jeremy Sorenson

2002 (7-7 Overall, 5-2 Mountain West)

North Carolina State (25)	L 14-34	Aug. 24	Raleigh
Weber State	W 38-24	Aug. 31	Albuquerque
Air Force	L 31-38 (OT)	Sept. 7	Colorado Springs
Baylor	W 23-0	Sept. 14	Albuquerque
New Mexico State	L 13-24	Sept. 21	Las Cruces
Texas Tech	L 0-49	Sept. 27	Albuquerque
UNLV	W 25-16	Oct. 12	Las Vegas
Utah State	L 44-45 (OT)	Oct. 19	Logan
Utah	W 42-35 (2OT)	Oct. 26	Albuquerque
San Diego State	W 15-8	Nov. 9	Albuquerque
Brigham Young	W 20-16	Nov. 16	Provo
Colorado State (20)	L 14-22	Nov. 23	Fort Collins
Wyoming	W 49-20	Nov. 30	Albuquerque
UCLA (Las Vegas Bowl)	L 13-27	Dec. 25	Las Vegas

Coach: Rocky Long

Captains: Dwight Counter, Hebrews Josue, Casey Kelly, Charles Moss

2003 (8-5 Overall, 5-2 Mountain West)

Texas State-San Marcos	W 72-8	Aug. 30	Albuquerque
Texas Tech	L 28-42	Sept. 6	Lubbock
Brigham Young	L 7-10	Sept. 13	Albuquerque
Washington State (24)	L 13-23	Sept. 20	Pullman
New Mexico State	W 24-17	Sept. 27	Albuquerque
Utah State	W 34-7	Oct. 4	Albuquerque
San Diego State	W 30-7	Oct. 18	San Diego
Utah (23)	W 47-35	Oct. 25	Salt Lake
UNLV	L 35-37	Nov. 1	Albuquerque
Colorado State	W 37-34	Nov. 7	Albuquerque
Air Force	W 24-12	Nov. 15	Albuquerque
Wyoming	W 26-3	Nov. 22	Laramie
Oregon State (Las Vegas Bowl)	L 14-55	Dec. 24	Las Vegas

Coach: Rocky Long

Captains: Terrell Golden, Casey Kelly, Jason Lenzmeier, D.J. Renteria

2004 (7-5 Overall, 5-2 Mountain West)

Washington State	L 17-21	Sept. 3	Albuquerque
Texas Tech	W 27-24	Sept. 11	Albuquerque
Oregon State	L 7-17	Sept. 18	Corvallis
New Mexico State	W 38-3	Sept. 25	Las Cruces
Utah (14)	L 7-28	Oct. 1	Albuquerque
Air Force	L 23-28	Oct. 9	Colorado Springs
UNLV	W 24-20	Oct. 16	Las Vegas
San Diego State	W 19-9	Oct. 23	Albuquerque
Colorado State	W 26-17	Oct. 30	Fort Collins
Brigham Young	W 21-14	Nov. 13	Provo
Wyoming	W 16-9	Nov. 20	Albuquerque
Navy (Emerald Bowl)	L 19-34	Dec. 30	San Francisco

Coach: Rocky Long

Captains: Josh Bazinet, DonTrell Moore, Nick Speegle, Claude Terrell

2005 (6-5 Overall, 4-4 Mountain West)

UNLV	W 24-22	Sept. 5	Albuquerque
Missouri	W 45-35	Sept. 10	Columbia
New Mexico State	W 38-21	Sept. 17	Albuquerque
UTEP	L 13-21	Sept. 24	El Paso
TCU	L 28-49	Oct. 1	Fort Worth
Brigham Young	L 24-27	Oct. 8	Albuquerque
Wyoming	W 27-24	Oct. 15	Laramie
San Diego State	W 47-23	Oct. 22	San Diego
Colorado State	L 25-35	Oct. 28	Albuquerque
Utah	W 31-27	Nov. 12	Salt Lake City
Air Force	L 24-42	Nov. 19	Albuquerque

Coach: Rocky Long

Captains: Hank Baskett III, Mike Mohoric, DonTrell Moore, Marcus Parker

2006 (6-7 Overall, 4-4 Mountain West)

Portland State	L 6-17	Sept. 2	Albuquerque
New Mexico State	W 34-28	Sept. 9	Las Cruces
Missouri	L 17-27	Sept. 16	Albuquerque
UTEP	W 26-13	Sept. 23	Albuquerque
Air Force	L 7-24	Sept. 30	Colorado Springs
Wyoming	L 10-14	Oct. 7	Albuquerque
UNLV	W 39-36 (OT)	Oct. 14	Las Vegas
Utah	W 34-31	Oct. 19	Albuquerque
Colorado State	W 20-19	Oct. 28	Fort Collins
TCU	L 21-27	Nov. 11	Albuquerque
Brigham Young (23)	L 17-42	Nov. 18	Provo
San Diego State	W 41-14	Nov. 25	Albuquerque
San Jose State (New Mexico Bowl)	L 12-20	Dec. 23	Albuquerque

Coach: Rocky Long

Captains: Quincy Black, Cody Kase, Kole McNamey, Robert Turner

2007 (9-4 Overall, 5-3 Mountain West)

UTEP	L 6-10	Sept. 1	El Paso
New Mexico State	W 44-34	Sept. 8	Albuquerque
Arizona	W 29-27	Sept. 15	Tucson
Sacramento State	W 58-0	Sept. 22	Albuquerque
Brigham Young	L 24-31	Sept. 29	Albuquerque
Wyoming	W 20-3	Oct. 13	Laramie
San Diego State	W 20-17	Oct. 20	San Diego
Air Force	W 34-31	Oct. 25	Albuquerque
TCU	L 0-37	Nov. 3	Fort Worth
Colorado State	W 26-23	Nov. 10	Albuquerque
Utah	L 10-28	Nov. 17	Salt Lake City
UNLV	W 27-6	Nov. 24	Albuquerque
Nevada (New Mexico Bowl)	W 23-0	Dec. 22	Albuquerque

Coach: Rocky Long

Captains: Travis Brown, Cody Kase, Marcus Smith, OJ Swift

2008 (4-8 Overall, 2-6 Mountain West)

TCU	L 3-26	Aug. 30	Albuquerque
Texas A&M	L 22-28	Sept. 6	Albuquerque
Arizona	W 36-28	Sept. 13	Albuquerque
Tulsa	L 14-56	Sept. 20	Tulsa
New Mexico State	W 35-24	Sept. 27	Las Cruces
Wyoming	W 24-0	Oct. 4	Albuquerque
Brigham Young (8)	L 3-21	Oct. 11	Provo
San Diego State	W 70-7	Oct. 18	Albuquerque
Air Force	L 10-23	Oct. 23	Colorado Springs
Utah (9)	L 10-13	Nov. 1	Albuquerque
UNLV	L 20-27	Nov. 8	Las Vegas
Colorado State	L 6-20	Nov. 15	Fort Collins

Coach: Rocky Long

Captains: Zach Arnett, Rodney Ferguson, Donovan Porterie, Glover Quin

2009 (1-11 Overall, 1-7 Mountain West)

Texas A&M	L 6-41	Sept. 5	College Station
Tulsa	L 10-44	Sept. 12	Albuquerque
Air Force	L 13-37	Sept. 19	Albuquerque
New Mexico State	L 17-20	Sept. 26	Albuquerque
Texas Tech	L 28-48	Oct. 3	Lubbock
Wyoming	L 13-37	Oct. 10	Laramie
UNLV	L 17-34	Oct. 24	Albuquerque
San Diego State	L 20-23	Oct. 31	San Diego
Utah (14)	L 14-45	Nov. 7	Salt Lake City
Brigham Young (22)	L 19-24	Nov. 14	Albuquerque
Colorado State	W 29-27	Nov. 21	Albuquerque
TCU (4)	L 10-51	Nov. 28	Fort Worth

Coach: Michael Locksley

Captains: Erik Cook, Victor James, Carmen Messina, Frankie Solomon

2010 (1-11 Overall, 1-7 Mountain West)

Oregon (11)	L 0-72	Sept. 4	Oregon
Texas Tech	L 17-52	Sept. 11	Albuquerque
Utah (14)	L 14-56	Sept. 18	Albuquerque
UNLV	L 10-45	Sept. 25	Las Vegas
UTEP	L 20-37	Oct. 2	Albuquerque
New Mexico State	L 14-16	Oct. 9	Las Cruces
San Diego State	L 20-30	Oct. 23	Albuquerque
Colorado State	L 14-38	Oct. 30	Fort Collins
Wyoming	W 34-31	Nov. 6	Albuquerque
Air Force	L 23-48	Nov. 13	Colorado Springs
Brigham Young	L 7-40	Nov. 20	Provo
TCU (3)	L 17-66	Nov. 27	Albuquerque

Coach: Mike Locksley

Captains: Byron Bell, Mike Cannon, Seth Johannemann

2011 (1-11 Overall, 1-6 Mountain West)

Colorado State	L 10-14	Sept. 3	Albuquerque
Arkansas (13)	L 3-52	Sept. 10	Little Rock
Texas Tech	L 13-59	Sept. 17	Albuquerque
Sam Houston State L	45-48 (OT)	Sept. 24	Albuquerque
New Mexico State	L 28-42	Oct. 1	Albuquerque
Nevada	L 7-49	Oct. 15	Reno
TCU	L 0-69	Oct. 22	Fort Worth
Air Force	L 0-42	Oct. 29	Albuquerque
San Diego State	L 7-35	Nov. 5	San Diego
UNLV	W 21-14	Nov. 12	Albuquerque
Wyoming	L 10-31	Nov. 19	Laramie
Boise State (8)	L 0-45	Dec. 3	Boise

Coach: Mike Locksley / George Barlow

Captains: Bubba Forrest, B.R. Holbrook, Carmen Messina

2012 (4-9 Overall, 1-7 Mountain West)

Southern	W 66-21	Sept. 1	Albuquerque
Texas (17)	L 0-45	Sept. 8	Austin
Texas Tech	L 14-49	Sept. 15	Lubbock
New Mexico State	W 27-14	Sept. 22	Las Cruces
Boise State (24)	L 29-32	Sept. 29	Albuquerque
Texas State	W 35-14	Oct. 6	Albuquerque
Hawai'i	W 35-23	Oct. 13	Honolulu
Air Force	L 23-28	Oct. 20	Colorado Springs
Fresno State	L 32-49	Oct. 27	Albuquerque
UNLV	L 7-35	Nov. 3	Las Vegas
Wyoming	L 23-28	Nov. 10	Albuquerque
Nevada	L 24-31	Nov. 17	Albuquerque
Colorado State	L 20-24	Nov. 24	Fort Collins

Coach: Bob Davie

Captains: Kasey Carrier, Joe Stoner, Ugo Uzodinma

2013 (3-9 Overall, 1-7 MW Mountain Division)

UTSA	L 13-21	Aug. 31	Albuquerque
UTEP	W 42-35 (OT)	Sept. 7	El Paso
Pittsburgh	L 27-49	Sept. 14	Pittsburgh
UNLV	L 42-56	Sept. 28	Albuquerque
New Mexico State	W 66-17	Oct. 5	Albuquerque
Wyoming	L 31-38	Oct. 12	Laramie
Utah State	L 10-45	Oct. 19	Albuquerque
San Diego State	L 30-35	Nov. 2	San Diego
Air Force	W 45-37	Nov. 8	Albuquerque
Colorado State	L 42-66	Nov. 16	Albuquerque
Fresno State	L 28-69	Nov. 23	Fresno
Boise State	L 17-45	Nov. 30	Boise

Coach: Bob Davie

Captains: Dallas Bollema, Kasey Carrier, Dillon Farrell, Jacori Greer

2014 (4-8 Overall, 2-6 MW Mountain Division)

UTEP	L 24-31	Aug. 30	Albuquerque
Arizona State (17)	L 23-58	Sept. 6	Albuquerque
at New Mexico State	W 38-35	Sept. 20	Las Cruces
Fresno State	L 24-35	Sept. 26	Albuquerque
at UTSA	W 21-9	Oct. 4	San Antonio
San Diego State	L 14-24	Oct. 10	Albuquerque
at Air Force	L 31-35	Oct. 18	Colorado Springs
at UNLV	W 31-28	Nov. 1	Las Vegas
Boise State	L 49-60	Nov. 8	Albuquerque
at Utah State	L 21-28	Nov. 15	Logan
at Colorado State (22)	L 20-58	Nov. 22	Fort Collins
Wyoming	W 36-30	Nov. 29	Albuquerque

Coach: Bob Davie

Captains: LaMar Bratton, Dakota Cox, Cole Gautsche

2015 (7-6 Overall, 5-3 MW Mountain Division)

Mississippi Valley St.	W 66-0	Sept. 5	Albuquerque
Tulsa	L 21-40	Sept. 12	Albuquerque
at Arizona State	L 10-34	Sept. 18	Tempe, Ariz.
at Wyoming	W 38-28	Sept. 26	Laramie, Wyo.
New Mexico State	W 38-29	Oct. 3	Albuquerque
at Nevada	L 17-35	Oct. 10	Reno, Nev.
Hawai'i	W 28-27	Oct. 17	Albuquerque
at San Jose State	L 21-31	Oct. 24	San Jose, Calif.
Utah State	W 14-13	Nov. 7	Albuquerque
at Boise State	W 31-24	Nov. 14	Boise, Idaho
Colorado State	L 21-28	Nov. 21	Albuquerque
Air Force	W 47-35	Nov. 28	Albuquerque
Arizona (Gildan NM Bowl)	L 37-45	Dec. 19	Albuquerque

Coach: Bob Davie

Captains: Lamar Jordan, Dakota Cox, Reece White

2016 (9-4 Overall, 6-2 MW Mountain Division)

Mountain Division Champions			
South Dakota	W 48-21	Sept. 5	Albuquerque
at New Mexico State	L 31-32	Sept. 12	Las Cruces
at Rutgers	L 28-37	Sept. 18	Piscataway, N.J.
San Jose State	W 48-41	Sept. 26	Albuquerque
Boise State	L 21-49	Oct. 3	Albuquerque
vs. Air Force	W 45-40	Oct. 10	Dallas, Texas
ULM	W 59-17	Oct. 17	Albuquerque
at Hawai'i	W 28-21	Oct. 24	Honolulu, Haw.
Nevada	W 35-26	Nov. 7	Albuquerque
at Utah State	W 24-21	Nov. 14	Logan, Utah
at Colorado State	L 31-49	Nov. 21	Fort Collins, Colo.
Wyoming	W 56-35	Nov. 28	Albuquerque
UTSA (Gildan NM Bowl)	W 23-20	Dec. 19	Albuquerque

Coach: Bob Davie

Captains: Lamar Jordan, Dakota Cox, Austin Apodaca, Daniel Henry



GARNETT S. STOKES PRESIDENT

Garnett S. Stokes was selected as the 23rd president of The University of New Mexico on November 2, 2017, and took office on March 1, 2018.

Stokes has a long history of leadership in public higher education. She has served as interim chancellor, provost and executive vice chancellor for academic affairs University of Missouri (MU), as provost and executive vice president for academic affairs and interim president at Florida State University (FSU), and as a faculty member, chair of the department of psychology, and dean of the Franklin College of Arts and Sciences at the University of Georgia (UGA).

Throughout her distinguished career, Stokes has advocated for an aggressive agenda for transforming the student experience and strengthening the ranks of the faculty and the environment that supports them. During her tenure at the University of Missouri, she was praised for building an outstanding and diverse leadership team dedicated to student success. Under her direction, the university established the Office of Civil Rights and Title IX. As interim president at Florida State, Stokes created a task force to address sexual and domestic violence and spearheaded the university's "kNOw MORE" campaign. She also led FSU's Diversity and Inclusion Council committee on Recruitment and Retention while she was Provost.

A first-generation college graduate, Stokes earned a B.A. in psychology from Carson-Newman College in Jefferson City, Tennessee, and M.S. and Ph.D. degrees from the University of Georgia in industrial/organizational psychology. Her research has focused on personnel selection and promotion, specifically the use of biographical information in job selection and promotion decisions. As a consultant, Stokes has assisted businesses, government agencies and Fortune 500 companies in the development of their hiring procedures.

Stokes is a fellow of the Association for Psychological Science, the American Psychological Association, and the Society for Industrial and Organizational Psychology.

Stokes is the first female president in UNM's 129-year history. Her husband, Dr. Jeff Younggren, is a forensic psychologist and a retired Colonel in the U.S. Army. They have four grandchildren, two boys living in Redondo Beach, California and two girls living in Seattle, Washington. They reside on campus at University House.



EDDIE NUÑEZ ATHLETIC DIRECTOR

Eddie Nuñez enters his second year as UNM's Athletic Director, being named to the top post in athletics on August 31, 2017. Nuñez, 42, is UNM's 13th Athletic Director, dating back to 1911 when Ralph L. Hutchinson was named the school's first AD. He is just the third AD in the last 26 years, following Rudy Davalos, who served from 1992-2006, and Paul Krebs, who served from 2006 through 2017.

"My number one priority at UNM is always going to be the student-athlete and making sure their experience offers the support and resources they need to achieve great things on and off the field of play. We are going to bring passion, transparency and energy to everything we do here."

UNM has already achieved great successes in his short tenure. The Lobo women's cross country team won just the third national title in university history within his first two months in the Duke City. Additionally, women's soccer and men's basketball made it to the Mountain West title games in his first year.

A fierce proponent of the total student-athlete, Nuñez oversaw a department that had six Google Drive Academic All-America selections, including the Academic All-America of the Year in women's basketball. The Lobos led the Mountain West in both Scholar-Athletes (for a seventh straight year) and Academic All-Conference selections (for a sixth straight year). Two programs, women's cross country and men's golf, earned academic national champion honors from its respective coaching organizations.

Nuñez came to Albuquerque after a highly successful 14 years in Baton Rouge, holding a variety of high-level athletic administrative positions with LSU, one of the nation's top athletic departments. Among his most recent specific duties, Nuñez has had sport oversight of LSU men's basketball and men's and women's tennis. He also has served as the department's liaison with LSU Sports Properties, the Tiger Athletic Foundation and University Licensing and Brand Management.

While he held seven positions and titles at LSU, the department has continually flourished. Under his guidance, LSU experienced of \$400 million in facility renovations and construction, and Nuñez led the renegotiations of a 10-year multi-media rights agreement with Outfront Media Sports.

Additionally, he oversaw the planning and management of the LSU Athletics Strategic Plan, Marketing and Promotions, Athletic Communications, Social and Digital Media, Creative Services, Video/Network Broadcast Services and all capital projects.

While he has made his mark collegiately at LSU, Nuñez began his career as a collegiate administrator at Vanderbilt University, where he was the Director of Game and Event Management. Additionally, he assisted in construction and planning of numerous facility upgrades.

A former college athlete, Nuñez played four years of basketball, starting at Miami-Dade Community College before transferring to the University of Florida, playing for Billy Donovan. He then spent two seasons as a graduate assistant under Donovan at Florida before being named an administrative assistant at Marquette in the men's basketball program.

A native of Miami, Florida, Nuñez received his Associate Degree in arts and architecture from Miami-Dade Community College, his Bachelor's Degree in Sports Management and Master's Degree in Sports Administration from the University of Florida. He is married to the former Jane Hess and the couple are proud parents of two daughters, Elizabeth Kendall Nuñez and Anna Caldwell Nuñez.

BOARD OF REGENTS



Robert Doughty
President



Marron Lee
Vice President



Thomas Clifford
Secretary Treasurer



Michael Brasher



Bradley Hosmer



Suzanna Quillen



Garrett Adcock
Student Regent

PRINT**Albuquerque Journal**

Randy Harrison, Sports Editor
 Beat writer Steve Virgen (svirgen@abqjournal.com)
 P.O. Drawer J
 Albuquerque, NM 87103
 Phone: (505) 823-3900
 FAX: (505) 823-3998
 website: www.abqjournal.com

Santa Fe New Mexican

Will Webber (webber@sfnewmexican.com)
 202 E. Marcy St.
 Santa Fe, NM 87501
 Phone: (505) 983-3303

Associated Press

Glen Rosales (rosalesabq@aol.com)
 5130 San Francisco NE, Suite A
 Albuquerque, NM 87109
 Phone: (505) 822-9022
 FAX: (505) 828-0310

Rio Rancho Observer

Gary Herron (gherron@rroobserver.com)
 1594 Sara Rd., Suite D
 Rio Rancho, NM 87124
 Phone: (505) 892-8080
 FAX: (505) 892-5719

Daily Lobo

Robert Maler, Sports Editor
 (sports@dailylobo.com)
 Marron Hall-UNM
 Albuquerque, NM 87131
 Phone: (505) 277-7527
 FAX: (505) 277-6228
 website: www.dailylobo.com

The Lobo Lair

Isabel Gonzalez (cgonzisabel@gmail.com)

RADIO**Lobo Radio Network**

Robert Portnoy (play-by-play)
 unmlobosradio@yahoo.com
 Phone: (505) 307-6971
 DonTrell Moore (analyst)
 dmoore_22@yahoo.com

KOB-AM (770 AM)

500 4th St., NW
 Albuquerque, NM 87102-2102
 Phone: (505) 767-6700
 FAX: (505) 767-6711/6767
 website: www.770kkob.com

KNML/The Sports Animal (610 AM)

Jeff Siembieda - The Opening Drive
 (jeffrey.c.siembieda@espn.com)
 J.J. Buck - The Opening Drive
 (jj.buck@cumulus.com)
 Michael Carlyle - The Sports Bar
 (michael.carlyle@cumulus.com)
 Mike Trujillo - The Sports Bar
 (mike.trujillo@cumulus.com)
 500 4th St., NW
 Albuquerque, NM 87102-2102
 Phone: (505) 767-6700
 FAX: (505) 767-6711
 website: www.610thesportsanimal.com

KQTM (101.7 FM) The TEAM

Bob Brown (bob@1017theteam.com)
 Joe O'Neill (joe@1017theteam.com)
 4131 Barbara Loop SE, Ste 202
 Rio Rancho, NM 87124
 Phone: (505) 338-1414
 www.1017theTeam.com

KUNM (89.9 FM)

Onate Hall / 3rd Floor North
 Albuquerque, NM 87131
 Phone: (505) 277-4806

KDEF (1150 AM)

Henry Tafoya (originalgameface@gmail.com)
 2900 Louisiana NE, Suite 250
 Albuquerque, NM 87110
 Phone: (505) 888-1150
 FAX: (505) 899-1977

TELEVISION**KOB-TV (NBC, Channel 4)**

Brandon Ortega (bortega@kob.com)
 Lee Faria (LFaria@kob.com)
 P.O. Box 1351
 Albuquerque, NM 87103
 Phone: (505) 764-2450
 FAX: (505) 764-2456
 website: www.kobtv.com

KRQE-TV (CBS, Channel 13)

Van Tate (van.tate@krqe.com)
 Jared Chester (jared.chester@krqe.com)
 Phone: (505) 767-9411
 P.O. Box 1294
 Albuquerque, NM 87125
 Phone: (505) 764-9411
 FAX: (505) 842-8483
 website: www.krqe.com

KOAT-TV (ABC, Channel 7)

No Sports Department
 P.O. Box 25982
 Albuquerque, NM 87125
 Phone: (505) 884-6330
 FAX: (505) 884-6282
 website: www.koat.com

COVERAGE**PRINT**

Albuquerque's one daily newspaper is the *Albuquerque Journal*. It is the state's largest paper. New beat writer Steve Virgen takes over for Rick Wright, who retired after 41 years at the *Journal*. The *Journal* covers almost all practices and travels to away games as well.

The Lobos are also covered by the UNM student newspaper, *The Daily Lobo*, *The Santa Fe New Mexican*, the *Los Alamos Monitor* and other papers throughout the state along with several internet based news sites, including *The Lobo Lair*, *The Red Menace*, and *Enchantment Sports*.

RADIO

Every New Mexico football game can be heard over the Lobo Radio Network anchored by 50,000-watt flagship station 770 KKOB-AM in Albuquerque. Additionally, UMM's games are now on 94.5 FM as well as the station simulcasts there.

Robert Portnoy is in his sixth year of handling the play-by-play while former Lobo DonTrell Moore returns for another full season as the color commentator.

TELEVISION

As of press time, 10 of UNM's 12 games are slated for national broadcast, with 11 of 12 slated for broadcast.

Games will be nationally broadcast this season via ESPN's Family of Networks (three games), AT&T Sports Network (three games), CBS SPORTS Network (two games), Stadium/Facebook (one game) and the Big Ten Network (one game).

ESPN games will be available on the WatchESPN app, and online at ESPN3.com as well as over the air.

WWW.GOLOBOS.COM**THE OFFICIAL SITE OF NEW MEXICO ATHLETICS**

GoLobos.com is the official web site for New Mexico Athletics and your leading resource for information on Lobo Football. Fans can find everything they need on GoLobos.com, including tickets, schedules and updates on any and everything involving Lobo Football. The 2018 season will mark the fourth with SIDEARM Sports, UNM's web hosting company, which has allowed for better Apple product integration and easier mobile access. Other exciting features on the site include:

- Video Clips on LOBO TV
- Free Live Audio Streaming
- Free Live Video Streaming of Selected Games
- Printable and Downloadable Schedules
- Live and Archived Press Conference Footage
- Archives of the Lobo Coaches TV and Radio Shows
- Purchase and Print Tickets Online
- Lobos Photo Store
- Live Stats
- Media Guide and Game Notes


[FACEBOOK.COM/NEWMEXICOBLOBOS](https://www.facebook.com/newmexicobobos)

[TWITTER.COM/UNMLOBOS](https://twitter.com/unmlobos)

[INSTAGRAM.COM/UNMLOBOSATHLETICS](https://www.instagram.com/unmlobosathletics)
MEDIA

The University of New Mexico football team gets extensive media coverage on a daily basis from the Albuquerque Journal, Daily Lobo, numerous radio outlets, including flagship station 770 Kkob-AM, and two network television stations covering the beat.

LOBOS ON THE RADIO

Every New Mexico game is broadcast over the 18-station Lobo Radio Network, spearheaded by flagship 770 Kkob-AM, at 50,000 watts one of the largest stations in America in terms of geographical penetration. Kkob is also simulcast on 94.5 FM, because it really is better on the FM. Fans outside of Kkob's listening audience can also receive the games over the Internet at www.GoLobos.com with UNM's free audio stream.

In addition to 770 Kkob, the Lobos can also be heard state-wide on the Lobo

Radio Network. The Lobo Radio Network currently consists of 18 stations in New Mexico, including:

	Call Letters	Freq
Albuquerque	Kkob-AM	770/94.5
Aztec	KLJH-FM	96.1
Bloomfield	KLJH-2	107.1
Farmington	KLJH-FM	107.1
Farmington	KLJH-FM	96.1
Farmington	KLJH-1	107.1
Gallup	KYVA-AM	1230
Gallup	KYVA-AM	94.9
Grants	KMIN-AM	980
Hobbs	KWMW-FM	105.1
Las Vegas	KBQL-FM	92.7
Mancos, CO	KLJH-FM	107.9
Pagosa Springs, CO	KLJH-FM	98.3
Santa Fe	KVSF-AM	1400
Ruidoso	KWMW-FM	99.1
Ruidoso	KRUI-AM	1490
Socorro	KYRN-FM	102.1
Window Rock, AZ	KLJH-FM	92.3

LOBOS ON TELEVISION

Television trucks at UNM park below the West Press Box in the Stadium West parking lot. Workers for TV park in Baseball East or Baseball South lots, where UNM media also park.

The television broadcast center is located in the top level of the West Press Box, which is one of the best broadcast views in all of the West, with the scenic Sandia Mountains beyond the stadium.

**University of New Mexico Athletics
Communications - Football Contact**


Frank Mercogliano
Asst A.D. of Communications
(505) 410-4844
fmercog@unm.edu

Frank Mercogliano, Assistant Director of Communications
fmercog@unm.edu - (505) 410-4844

Frank Mercogliano enters his fifth season as the primary media contact for Lobo Football and his ninth year overall at New Mexico. He previously has served as the men's basketball contact and at times has served as the contact for women's soccer, men's soccer, volleyball, men's and women's tennis and cross country, men's and women's indoor track and field, men's and women's outdoor track and field, women's basketball, baseball and swimming and diving. He also is the contact for UNM's nationally-ranked ski team and the men's and women's tennis teams.

Overall, he is entering his 27th year in athletic communications, all as the lead director. He previously had stints at Belmont Abbey (1992-94), Augusta State (1994-98) and Idaho State (1998-2010). He has been married for 23 years to Melissa, and they have three daughters, Jessica, Kristina and Angela, and a son-in-law, Max.

Colleen J. Maloof Bldg.
1 University of New Mexico
MSC04 2680
Albuquerque, NM 87131-0001

THIS IS THE MOUNTAIN WEST

From its inception in 1999, the Mountain West has been committed to excellence in intercollegiate athletics, while promoting the academic missions of its member institutions. Progressive in its approach, the MW continues to cultivate opportunities for student-athletes to compete at the highest level, while fostering academic achievement and sportsmanship. Now in its 20th year, the MW has been assertive in its involvement with the NCAA governance structure and has taken a leadership role in the overall administration of intercollegiate athletics.

The Mountain West has marked several achievements during its first 19 years, most notably becoming the first to establish a sports television network dedicated solely to an intercollegiate athletic conference (The Mtn.). The Mountain West also was the first to experiment with the coaches' challenge in the college football instant replay system, and was the first non-automatic-qualifying BCS conference to participate in four BCS bowl games, winning three. In the inaugural year of the new College Football Playoff system, Boise State earned the automatic slot into a New Year's Six bowl game as the highest-ranked champion from the Group of Five 5 conferences. The Broncos defeated then 10th-ranked Arizona 38-30 in the VIZIO Fiesta Bowl. In 2011-12, the Mountain West was among the first conferences to implement a league-wide state-of-the-art basketball instant replay system.

Changes in the NCAA governance structure set the table for another Conference first, when two members of the MW Student-Athlete Advisory Committee (SAAC) were included in the June 2014 meeting of the Mountain West Board of Directors. New Mexico track and field athlete Kendall Spencer, the national chair of the 2014-15 NCAA Division I Student-Athlete Advisory Committee, and Air Force Academy volleyball player Emma Dridge joined the BOD members in this historic meeting to advance the discussion on student-athlete involvement in the NCAA and MW governance structure. During the last three academic years, MW student-athletes participated on monthly membership calls and have joined MW administrators in the annual Joint Council Spring Meetings in Arizona.

The Mountain West is well-represented within the new NCAA governance structure, including individuals who were appointed to serve on committees tasked with managing the day-to-day business of Division I athletics. Colorado State President Tony Frank currently sits on the DI Board of Directors, while Fresno State Faculty Athletics Representative Dawn Lewis is a member of the DI Council. Kendall Spencer, the former chair of the DI Student-Athlete Advisory Committee and UNM track & field athlete, was the first student-athlete in the history of the organization to serve on the Division I Board.

Additionally, the Mountain West was the only conference to have the same member institution with No. 1 overall picks in both the NFL and NBA drafts in the same year (Utah's Alex Smith and Andrew Bogut, respectively in 2005). With UNLV's Anthony Bennett claiming the No. 1 pick in the 2013 NBA Draft, the Mountain West is one of three conferences to have multiple No. 1 NBA draft selections since 2000. Also, with San Diego State's Stephen Strasburg earning the No. 1 pick in the 2009 MLB Draft, the Mountain West is one of three leagues to have the No. 1 selection in each of the NFL, NBA and MLB drafts since the MW was founded in 1999.

The Mountain West is noted for its geographic diversity. Some of the most beautiful terrain and landscapes in the nation can be found within Mountain West boundaries, including the majestic Rocky Mountain range, which borders five MW institutions (Air Force, Boise State, Colorado State, New Mexico and Utah State). The high plains of Wyoming (elevation 7,220 feet – the highest Division I campus in the nation) contrast with the desert cities of Las Vegas and Reno, home to UNLV and Nevada, respectively, while Fresno State, San Diego State and San Jose State add a West coast influence with their locations in Central, Southern and Northern California. The inclusion of the Hawai'i football program extends the Mountain West footprint to the beautiful islands in the Pacific Ocean, while the addition of the women's soccer program at Colorado College gives the MW an additional presence in the Rocky Mountains.

HISTORY

The Mountain West was conceived on May 26, 1998, when the presidents of eight institutions — Air Force, BYU, Colorado State, New Mexico, San Diego State, UNLV, Utah and Wyoming — decided to form a new NCAA Division I-A intercollegiate athletic conference. The split from a former 16-team conference re-established continuity and stability among the membership within the new league and signaled the continuation of its tradition-rich, long-standing athletic rivalries. Three of the MW's eight original members have been conference rivals since the 1960s (New Mexico, Wyoming and Colorado State), while San Diego State (1978) and Air Force (1980) were longtime members as well. UNLV and TCU entered the fold in 1996 and the Rebels continued as one of the original eight institutions that formed the MW in 1999. TCU re-joined the group with its first year of competition in the Mountain West in 2005-06. With conference realignment sweeping the nation in recent years, the MW has been proactive in addressing membership changes. Boise State University joined the Mountain West in 2011-12, followed by Fresno State and the University of Nevada on July 1, 2012. Also on July 1, 2012, the University of Hawai'i became a football-only member of the Conference. On July 1, 2013, the Mountain West further expanded when San José State University and Utah State University joined the Conference, bringing to 11 the number of full-time member institutions and 12 football-playing members. On July 1, 2014, the Colorado College women's soccer program became the first non-football affiliate member of the Mountain West, expanding that sport to 12 Conference participants.

When the Mountain West officially began operations on July 1, 1999, the new league had in place a seven-year contract with ESPN, giving the broadcast entity exclusive national television rights to MW football and men's basketball, and three-year agreements to send the league's football champion to the Liberty Bowl and a second team to the Las Vegas Bowl. Commissioner Thompson also arranged a third bowl tie-in each of the first three seasons (1999 Motor City, 2000 Silicon Valley, 2001 New Orleans) before securing a four-year deal with the Emerald Bowl in San Francisco in 2002.

Entering the 2018 season, the MW has agreements with seven (7) different bowl games that will generate at least five (5) guaranteed postseason opportunities for its member institutions. These include primary positions with the Famous Idaho Potato Bowl, Gildan New Mexico Bowl, NOVA® Home Loans Arizona Bowl, Las Vegas Bowl, and Hawai'i Bowl - and secondary positions with the Cactus Bowl and the Foster Farms Bowl.

An innovator in the postseason bowl structure, the MW engineered many "firsts," as league teams have participated in seven inaugural bowl games (2000 Silicon Valley, 2001 New Orleans, 2002 San Francisco (Emerald), 2005 Poinsettia, 2006 New Mexico, 2015 Arizona, 2015 Cure), as well as placing the first non-automatic-qualifying FBS team into a BCS bowl game with Utah's appearance in the 2005 Tostitos Fiesta Bowl and into the College Football Playoff (CFP) with Boise State's selection to the 2014 Tostitos Fiesta Bowl.

2017-18 IN REVIEW

From the gridiron to the diamond, Mountain West teams enjoyed a strong year in 2017-18. In football, the fifth annual MW Football Championship Game took place on December 2, 2017 at Albertson's Stadium in Boise, Idaho. The Broncos, champions of the Mountain Division, hosted three-time defending West Division champion Fresno State with the Broncos claiming their second Conference title in four years, 17-14.

For the fifth straight season, the Mountain West sent six or more teams into postseason bowl games.

The league has earned 90 bowl bids since 1999 and holds a 49-41 (.544) all-time record. The 2017 bowl season marked the 10th consecutive year the MW sent at least five teams to bowls and the 14th time overall since the league's inception.

Nevada captured the Mountain West regular-season men's basketball title, while San Diego State won the tournament championship. The Aztecs earned the league's automatic bid to the NCAA tournament, while the Wolf Pack accepted an at-large bid, marking the first time since 2015 that the MW had multiple teams participate in the Big Dance. Nevada became the sixth MW team to advance to the Sweet 16 in Conference history. The Wolf Pack also became the first team in NCAA Tournament history to overcome back-to-back halftime deficits of nine or more points. Boise State participated in the National Invitational Tournament (NIT).

In women's basketball, Boise State claimed its third Mountain West Tournament title in program history, and second in as many years, to secure the league's



automatic bid to the NCAA postseason. MW co-regular-season champion UNLV was the Conference's automatic qualifier into the Women's National Invitational Tournament (WNIT), where it was joined by Colorado State, New Mexico and Wyoming. Fresno State and Nevada participated in the Women's Basketball Invitational (WBI).

In women's volleyball, Colorado State claimed its 14th Mountain West title, earning the league's automatic bid. The Rams, who have made the postseason in 23 consecutive seasons, defeated Michigan in the opening round of the NCAA Tournament, advancing to the second round for the 14th time in program history. Boise State and Wyoming earned berths into National Invitational Volleyball Championship.

San Diego State earned its fifth MW title in women's soccer, as the Aztecs made their seventh overall NCAA Tournament appearance, including six as a Conference member.

Led by the NCAA Cross Country Individual National Champion in Ednah Kurgat, New Mexico claimed its second-ever NCAA team title at the 2017 NCAA Women's Cross Country Championships. Kurgat went on to win the Honda Sport Award and USTFCCCA National Athlete of the Year.

Colorado State's Mostafa Hassan (Shot Put) and Josh Kerr (Mile Run) of New Mexico repeated as National Champions at the NCAA Indoor Track & Field Championships. A total of 31 MW student-athletes were named USTFCCCA All-Americans, including 15 individuals who garnered first-team accolades.

Boise State's Allie Ostrander captured the 3,000-Meter Steeplechase title at the NCAA Outdoor Track & Field Championships for the second consecutive year. She is only the second student-athlete ever to repeat as National Champion in the event. Ostrander was one of 12 Mountain West student-athletes who earned USTFCCCA First Team All-America accolades.

Two MW student-athletes earned honorable mention all-America honors at the 2018 NCAA Women's Swimming & Diving Championships, including Sharae Zheng of Nevada and Wyoming's Karla Contreras. Boise State captured the Mountain West Swimming & Diving title for the second consecutive year and fourth time overall. Utah State men's tennis won its second consecutive Mountain West tournament title, earning the Conference's automatic berth into the NCAA Tournament. UNLV's Alexandr Cozbinov became the first Rebel since 2011 to earn an individual spot in the NCAA Division I Singles Championship. On the women's side, Fresno State won its second MW title in five seasons. In individual competition, UNLV's Aiwen Zhu earned a bid to the NCAA Division I Singles Championship.

For the third year in a row, UNLV swept the Mountain West men's and women's golf championships. The league sent four men's teams and one individual to the NCAA regionals. It was the 19th consecutive season the MW sent at least three teams to NCAA regionals. No. 20-ranked UNLV advanced through the Columbus Regional and advanced to the NCAA Men's Golf Championship for the second consecutive year. UNLV's Shintaro Ban was a finalist for Jack Nicklaus National Player of the Year and earned First Team All-America honors from PING.

On the women's side, the MW was represented by two teams and five individuals in the NCAA regionals. The league has sent multiple teams to the NCAA Women's Golf Regionals in 18 of its 19 years. Boise State won its first MW softball title and garnered the Conference's automatic bid to the NCAA Tournament. This was the Broncos' first postseason appearance in program history. In addition, the MW landed three squads in the National Invitational Softball Championships (NISC). Colorado State, Nevada and UNLV earned at-large selections.

San Diego State earned the Mountain West's automatic bid to the NCAA Baseball Tournament after capturing the 2018 MW Championship title. Nevada won the league's regular-season crown. A total of 15 players were selected in the Major League Baseball draft. UNLV's Kyle Isbel was the first MW player off the board, as the center fielder was taken in the third round with the 94th overall pick by the Kansas City Royals.

ACADEMIC CONSORTIUM

From the outset, Mountain West member institutions have been committed to creating strong academic relationships, as well as athletic competition. To that end, the chief academic officers of each institution have explored academic exchange programs, library crossovers and shared research. In addition, the faculty athletics representatives routinely provide academic assistance and test-taking services for student-athletes visiting from fellow member institutions for competition.

OPPORTUNITY

The Mountain West provides a first-class athletic and academic experience for more than 5,100 student-athletes each year. Over the past 19 years, 42 Mountain West student-athletes have earned NCAA Postgraduate Scholarships, and since the league's inception in 1999, an additional 38 student-athletes have been named MW Scholar-Athlete of the Year and awarded league-sponsored postgraduate scholarships. Four Mountain West student-athletes have earned distinction as Rhodes Scholars (Jessica Mellinger, Wyoming, and Delavane Diaz, Brittany Morreale and Rebecca Esselstein, Air Force).

Conference student-athletes are also given a voice regarding pertinent issues within the MW and NCAA governance structure through representation on the Student-Athlete Advisory Committee (SAAC). The Mountain West SAAC is comprised of 24 members (22 student-athlete representatives, the MW representative to the Division I National SAAC and one faculty athletics representative). The committee reviews and reacts to legislation and to other topics referred by the Conference constituent groups or committees related to the student-athlete experience. Since the inclusion of two SAAC members at the June 2014 meeting of the MW Board of Directors, the Conference maintains its commitment to the participation of student-athletes in its governance structure, which is consistent with the Mountain West's focus on enhancing the student-athlete experience.

ACHIEVEMENT

The MW has produced 1,149 All-America selections among its 18 sponsored sports (men's swimming was discontinued as a Conference sport following the 2010-11 season) in the last 19 years, including a league-record 103 All-America honorees in 2016-17. A total of 200 MW student-athletes have also earned Academic All-America accolades in that span. The Mountain West has sent at least 25 teams to NCAA postseason events in each of the past 19 years, capturing five team national championships in women's cross country and producing 47 individual national champions in the sports of men's golf, men's cross country, women's diving, and men's and women's indoor track & field and outdoor track & field.

Mountain West members have participated in 90 bowl games under the league umbrella, including four appearances in BCS games and one CFP game. The MW has earned 82 postseason bids in men's basketball, with six Sweet 16 appearances, as well as three NIT Final Four berths. MW women's basketball has tallied 76 postseason slots, including 37 NCAA bids, five Sweet 16 appearances and one Elite Eight berth since 2000. Wyoming won the MW's first WNIT championship in 2007 with a win over Wisconsin. In women's volleyball, the MW has had 43 NCAA bids with nine Sweet 16 berths and one Elite Eight appearance. Women's soccer has earned 32 NCAA bids since 1999, with two Sweet 16 berths and one Elite Eight appearance. Mountain West men's golf has sent at least three teams to the NCAA Men's Golf Regionals in each of its 19 years, while women's golf has had at least three teams participate in NCAA Regionals 15 of the last 19 years.

SPORTSMANSHIP

Named a Sports Ethics Fellow by the Institute for International Sport in 1998, Commissioner Thompson has been a driving force for sportsmanship within intercollegiate athletics. As part of its continuing growth and development, the Mountain West implemented an extensive Sportsmanship Initiative, endorsed by both the MW Joint Council and MW Board of Directors. The program is made up of several elements, which are both practical and philosophical in nature. While the MW has significant penalties in place to deal with violations, the Sportsmanship Initiative is primarily promotional and educational in nature. The goal is to develop an environment that fosters appropriate behavior from all Conference constituencies.

THE UNIVERSITY OF NEW MEXICO



NEW MEXICO

NEW MEXICO FOOTBALL

2018 SCHEDULE

Date	Opponent	Time
9/1	Incarnate Word (ESPN3)	6 pm
9/8	at Wisconsin (Big Ten Network)	10 am
9/15	at New Mexico State (AggieVision)	6 pm
9/29	Liberty (Homecoming)	4 pm
10/6	*UNLV (AT&T Sports Network)	2 pm
10/13	*Colorado State (AT&T Sports Network)	2 pm
10/20	*Fresno State (ESPN Family of Networks)	TBA
10/27	*Utah State (Stadium/Facebook)	2 pm
11/3	*San Diego State (ESPN Family of Networks)	TBA
11/10	*Air Force (CBS Sports Network)	1:30 pm
11/16	*Boise State (CBS Sports Network)	7 pm
11/24	*Wyoming (AT&T Sports Network)	12:30 pm

*** denotes Mountain West game**

Red denotes home game at University Stadium (39,224)

Black denotes away game

Game times are Mountain time and subject to change

