



THE UNIVERSITY OF NEW MEXICO


2018-19 MEN'S BASKETBALL

15 NCAA Tournament Appearances
WAC Champions: 1964, 1968, 1974, 1978, 1993, 1994, 1996
Six Mountain West Tournament Championships:
2005, 2009, 2010, 2012, 2013, 2014

2018-19 SCHEDULE			
DATE	OPPONENT	TV	TIME (MT)
Nov. 6	at CSUN	CSUN SN	W, 87-84
Nov. 10	Northern NM (Exh.)		W, 115-66
Nov. 13	Iona	MWN	W, 90-83
Nov. 17	NM State	AT&TSN	L, 98-94
Nov. 24	UTEP	MWN	W, 84-78
2018 Mountain West/Missouri Valley Challenge			
Dec. 1	at Bradley	ESPN+	W, 85-75
Dec. 4	at NM State	TBA	L, 100-65
2018 Basketball Hall of Fame Classic, Los Angeles			
Dec. 7	vs Saint Mary's	FloHoops	L, 85-60
Dec. 11	Colorado	ESPN2	L, 78-75
Dec. 16	Central Arkansas	AT&TSN	W, 82-70
Dec. 18	North Texas	MWN	L, 74-65
Dec. 22	Penn	MWN	L, 75-65
Dec. 30	at Univ. of SW	N/A	W, 103-47
Jan. 2	at Air Force*	AT&TSN	W, 65-58
Jan. 5	No. 5/6 Nevada*	ESPNU	W, 85-58
Jan. 8	UNLV*	ESPN2	L, 80-69
Jan. 12	at Colorado State*	CBSSN	L, 91-76
Jan. 15	at San Diego State*	CBSSN	L, 97-77
Jan. 19	Wyoming*	ESPN3	W, 83-53
Jan. 22	at UNLV*	CBSSN	L, 74-58
Jan. 26	Utah State*	CBSSN	L, 68-66
Feb. 2	at Fresno State*	ESPNU	L, 82-70
Feb. 5	San Diego State*	ESPN2	W, 83-70
Feb. 9	at No. 6 Nevada*	CBSSN	L, 91-62
Feb. 13	San José State*	AT&TSN	W, 92-60
Feb. 16	Fresno State*	ESPN3	L, 81-73
Feb. 20	at Utah State*	ESPNU	L, 71-55
Feb. 26	at San José State*	AT&TSN	L, 89-82
Mar. 2	Colorado State*	ESPNU	W, 77-65
Mar. 6	Boise State*	ESPN3	W, 73-72
Mar. 9	at Wyoming*	ESPN3	L, 88-81
2018 MW Championship (Hosted by UNLV)			
Mar. 13	Wyoming (1st Rnd)	MWN	2:30 p.m.
Mar. 14	MW Quarterfinals	TBA	TBA
Mar. 15	MW Semifinals	TBA	TBA
Mar. 16	MW Championship	TBA	TBA

Bold denotes home game at Dreamstyle Arena (15,411)
italics denotes tournament
*denotes Mountain West game
Game times listed are Mountain time and subject to change

2019 Mountain West Championships - First Round

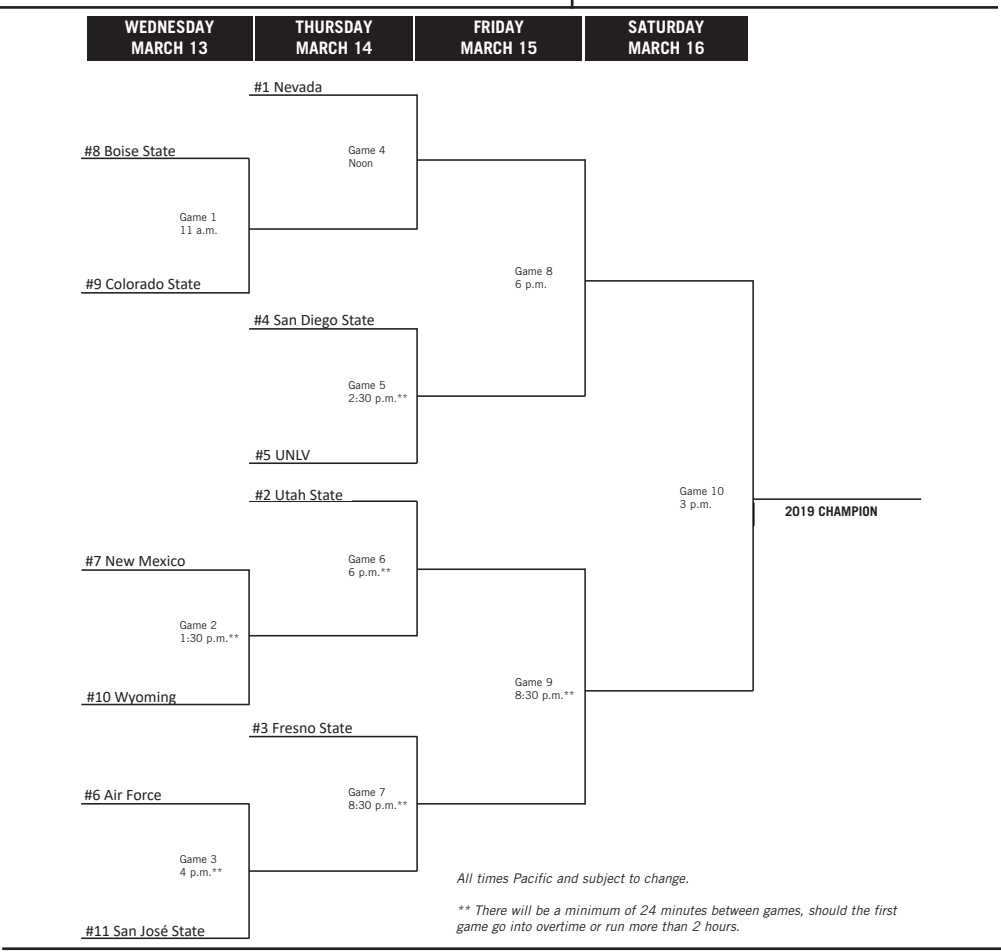


New Mexico Lobos

Record 13-17, 7-11 MW
Conference Mountain West
Head Coach Paul Weir (York, '04)
Record at UNM 32-32 (Second Season)
Career Record 60-38 (Third Season)

Media Information

Tipoff: 1:30 p.m. PT / 2:30 p.m. MT
Location: Thomas & Mack Center
..... Las Vegas, Nev.
Capacity: 19,522
Live TV: Mountain West Network
Play-By-Play Nate Kreckman
Analyst Marty Fletcher
Radio: 770 KKOZ-AM
..... Lobo Radio Network
Play-By-Play Robert Portnoy
Analyst Hunter Greene
Live Stats: GoLobos.com MBB Schedule



LOBOS IN ROUND ONE

After concluding the regular season at Wyoming on Saturday, the Lobos clinched the No. 7 seed in the 2019 Mountain West Championships and are set to take on No. 10 Wyoming again on Wednesday. The Lobos and the Cowboys split this season after the Lobos earned a 30-point win at home inside Dreamstyle Arena - The Pit, 83-53, followed by a seven-point loss on Saturday, 88-81, in Laramie.

The Lobos opened last season's tournament run in the quarterfinals with an 85-75 win over the Cowboys in Las Vegas.

The winner of Wednesday's contest will advance to Thursday's 6 p.m. PT / 7 p.m. MT game against the No. 2 seed Utah State. The Lobos nearly split with the Aggies after a narrow 68-66 loss in the final seconds at home and a 71-55 loss on the road in Logan.

Chelsea Pitvorec | Assistant Director of Athletic Communications
Email: cpitvorec@unm.edu | Cell: 352-422-2875

BY THE NUMBERS (MW)

Updated Stats Through 3/12/19

Statistic	All Games - MW	MW Games
Scoring:	76.1 ppg - 4th	73.7 ppg - 6th
Scoring Defense:	76.5 ppg - 10th	74.9 ppg - 10th
Scoring Margin:	-0.4 - 8th	-1.2 - 8th
Field Goal %:	.426 - 9th	.419 - 9th
Def. Field Goal %:	.451 - 7th	.446 - 5th
3-Point FG %:	.349 - 7th	.337 - 8th
Def. 3-Point FG %:	.352 - 7th	.350 - 6th
Free Throw %:	.698 - 7th	.709 - 4th
Off. Rebounding%:	37.7 - 3rd	38.3 - 1st
Def. Rebounding%:	37.0 - 10th	36.2 - 9th
Reb. Margin:	+0.6 rpg - 6th	+2.2 - 2nd
Assists:	13.8 apg - 6th	13.3 - 8th
Turnover Margin:	-1.3 - 9th	-2.1 - 9th
Asst/TO Ratio:	1.0 A/TO - 9th	0.9 - 10th
Steals:	6.7 spg - 2nd	6.0 - 16th
Blocks:	3.6 bpg - 4th	3.7 - 2nd

KENPOM.COM

Category	Offense	Defense	D-I Avg
Adj. Efficiency	103.9 181	106.0 206	104.1
Adj. Tempo	72.4 19		68.0
Avg. Poss. Length	15.7 24	16.9 61	17.5
Four Factors			
Effective FG%:	49.9 213	51.6 211	50.7
Turnover %:	19.8 260	17.7 234	18.6
Off. Reb. %:	29.3 137	28.5 194	28.4
FTA/FGA:	39.1 33	35.1 237	33.1
Miscellaneous Components			
3P%:	34.8 148	35.2 221	34.4
2P%:	48.1 251	51.0 210	50.2
FT%:	69.6 207	68.3 60	70.6
Block%:	9.3 177	8.6 202	9.3
Steal%:	9.7 278	8.8 183	8.9
Style Components			
3PA/FGA:	43.9 49	34.1 37	38.7
A/FGM:	53.1 134	55.0 262	52.0
Defensive Fingerprint:	Mostly Man		
Point Distribution (% of total points)			
3-Pointers:	36.1 75	28.3 294	32.0
2-Pointers:	42.5 334	52.8 56	49.3
Free Throws:	21.4 48	18.9 158	18.7
Strength of Schedule			
Components:	104.6 142	103.9 136	104.1
Overall:	+0.72 125		0.00
Non-conference:	-0.27 182		0.00
Personnel			
Bench Minutes:	36.9% 46		30.5%
Experience:	1.66 yrs 185		1.67
Minutes Continuity:	37.5% 267		47.8%
Average Height:	78.6" 14		76.8"
2-Foul Participation:	39.9% 30		21.5%

STATS STACK UP

STATISTIC	UNM	WYO
Scoring Offense	76.1	65.7
Scoring Defense	76.5	75.3
Scoring Margin	-0.4	-9.5
Field Goal Pct.	.426	.418
Field Goal Pct. Def.	.451	.447
3-Point FG Pct.	.349	.344
3-Point FG Pct. Def.	.352	.348
Free Throw Pct.	.698	.725
Rebounds per Game	37.7	30.5
Rebound Margin	+0.6	-7.3
Steals per game	6.7	5.5
Blocks per game	3.6	2.7
Assists per game	13.8	10.2
Turnovers per game	14.5	14.0
Turnover Margin	-1.3	-1.8
Assist/Turnover Ratio	1.0	0.7

LAST TIME OUT

After topping Wyoming at home by 30 points on Jan. 19, the Lobos fell on the road in Laramie 88-81 on the Cowboys' senior night Saturday. Redshirt-junior Carlton Bragg became the first Lobo to rack up 20 rebounds since 2012 and senior Anthony Mathis tied the UNM program-record 102 3-pointers.

Bragg led UNM with a career-high 22 points and 20 rebounds.

20/20 FOR BRAGG

With his 22 points and 20 rebounds on Saturday evening at Wyoming, redshirt-junior Carlton Bragg became the first Lobo since 2012 to collect 20 rebounds in a game. On Feb. 18, 2012, Drew Gordon collected 20 boards in a 65-45 UNM victory over UNLV in The Pit. Gordon also had 27 points in the game, meaning Bragg's 22/20 game Saturday was the first time a Lobo registered 20+ points and 20+ rebounds in a game since Feb. 18, 2012 as well.

RISING REBOUNDS

The Lobos struggled early in the season on the glass but in the last four contests, UNM has racked up the boards.

On Feb. 26, UNM outrebounded San José State 53-37, marking the most for UNM against an NCAA Division I opponent this season. The 53 rebounds was the second-highest total on the year after the Lobos posted 54 against the University of the Southwest.

The Lobos also racked up 26 offensive rebounds in the contest, marking the first time since Nov. 21, 2015 against USC that UNM has tallied 20+ offensive rebounds (23).

The Lobos followed it up with a 47-board showing against Colorado State, outrebounding the Rams by 21 including 17-4 offensively. On March 6 against Boise State, the Lobos outrebounded the Broncos 35-29 and UNM concluded the season outrebounding Wyoming 42-30 on Saturday.

UNDEFEATED WEDNESDAYS

So far this season, the Lobos are a perfect 3-0 in Wednesday matchups.

MATHIS RECORD ALERT

On Saturday at Wyoming, senior Anthony Mathis tied the UNM program record for 3-pointers in a single season with 102. The record has stood for 20 seasons, originally set by Kevin Henry in the 1998-99 season.

Mathis' 102 threes surpasses his own 98 3-pointers from last season which is now ranked fourth in UNM program history for threes in a single season.

Mathis set the UNM program record for most 3-pointers in a conference season last year with 66. He currently has 57 this season in MW play.

CAREER 3-POINT RECORDS

Mathis' 3-point prowess doesn't end at season records, he is rising among the career 3-pointer ranks as well, currently tied for fourth with 218 career threes.

Rk.	Name	Years	No.
1.	Clayton Shields	1994-98	285
2.	Chad Toppert	2005-09	266
3.	Rob Robbins	1987-91	264
4.	Anthony Mathis	2015-pr.	218
	Ruben Douglas	2000-03	218
6.	Phillip McDonald	2008-12	207
	Charles Smith	1993-97	207
8.	Kendall Williams	2010-14	205
	Roman Martinez	2006-10	205
10.	Kevin Henry	1997-00	197

3-POINT STREAK

Last season, senior Anthony Mathis went 19 straight games with a made 3-point shot, tied for seventh in program history. Mathis is now at 23 straight games and ranked fourth in UNM history for longest 3-point streak.

CONSECUTIVE GAMES, 3-POINT SHOT MADE

- 35, Ruben Douglas, last 7 games of 2001-02; all of 2002-03
- 29, Troy DeVries, 2004-05
- 27, Charles Smith, 1996-97
- 23, Anthony Mathis, 2018-19**
- 22, Ike Williams, 1992-93
- 21, Lamont Long, 1999-00
- 21, Chad Toppert, 2007-08
- 19, Chad Toppert, 2008-09
- 19, Elijah Brown, 2015-16
- 19, Anthony Mathis, 2017-18**

20 + POINT STREAK

In six of the last seven games, at least one Lobo has registered at least 20 points. Last Wednesday's win against Boise State blemished the streak when UNM's leading scorer, Corey Manigault, finished just one short with 19.

- Feb. 13 vs SJSU - Keith McGee (20)
- Feb. 16 vs Fresno State - Vance Jackson (30)
- Feb. 20 vs Utah State - Anthony Mathis (20)
- Feb. 26 vs San José State - McGee (25)
- Mar. 2 vs Colorado St. - Makuach Maluach (23)
- Mar. 6 vs Boise State - Corey Manigault (19)
- Mar. 9 at Wyoming - Carlton Bragg (22)

MATHIS 10TH, 18TH & 21ST IN THE NATION

Lobo senior Anthony Mathis is currently ranked 10th in the nation in free-throw percentage (89.0), 18th in 3-point field goals per game (3.40) and 21st in total 3-point field goals made (102). He is also ranked 28th in the country in 3-point field goal percentage (42.7).

TOP 5 CONFERENCE

Senior Anthony Mathis and redshirt-junior Carlton Bragg are among the top five in several categories in the league in Mountain West contests including:

- 2nd - Anthony Mathis - FT% (.879)
- T2nd - Carlton Bragg - Blocks (1.5 bpg)
- 3rd - Anthony Mathis - 3FG (3.2 pg)
- 3rd - Carlton Bragg - Rebounds (9.8 rpg)
- 4th - Carlton Bragg - O/Rebs (2.9 rpg)

IT'S RAINING THREES

The Lobos are averaging 9.2 3-pointers per game and have racked up 10 or more in 14 games this season, including a season-most 14 against SJSU on Feb. 13. Conversely, the Lobos have allowed opponents to make 10 threes or more just seven times this season.

MALUACH IN MARCH

Sophomore Makuach Maluach is peaking at the right time heading into the tournament.

On March 2 against Colorado State he put up a season-high 23 points and a career-first double-double with a career-high 10 rebounds.

Maluach has registered double figures in 16 games this season, including three of the last four, and has scored over 20 points twice. He has led the Lobos in scoring three times this season. He has also led UNM in assists eight times in 2018-19.

Maluach hit a trio of threes on Saturday against Wyoming after sinking a clutch three against Boise State on March 6 with 1:27 left on the clock to put UNM up by one 73-72 (the eventual final score).

LOBO DOUBLE-DOUBLES

In Saturday's game at Wyoming in which redshirt-junior Carlton Bragg racked up 22 points and 20 rebounds, he tallied his third double-double of the season. Redshirt-sophomore Vance Jackson also posted a double-double on Saturday with 13 points and 11 rebounds marking his fifth double-double of the season. Jackson leads UNM in the category.

Junior Corey Manigault has two on the season while sophomore Makuach Maluach has collected one.

30-FOR-JACKSON

Redshirt-sophomore Jackson hit a career-high 30 points Feb. 16 against Fresno State going 8-for-15 from the floor including 4-for-6 from 3-point range while shooting 10-of-11 from the free-throw line. His 30 points marks the first time a Lobo has netted 30 this season, and also the first time a Lobo has scored 30 points since Feb. 21, 2017 when former Lobo Elijah Brown achieved the feat against Wyoming.

BLOCK PARTY

In last Wednesday's game against Boise State, the Lobos racked up six blocks including three for redshirt-junior Carlton Bragg, two for sophomore Makuach Maluach and one for junior Corey Manigault.

HOME/AWAY - A VAST DIFFERENCE

UNM opened league play this season with a victory at Air Force on Jan. 2. Since then, UNM lost eight straight road contests in MW play. Of the eight squads that UNM fell to on the road, the Lobos topped five of them at home in The Pit, all by 12 or more points, one by 27 points (then No. 5/6 Nevada), one by 30 points (Wyoming) and another by 32 points (San José State).

PIT WEST

Despite UNM's struggles away from The Pit this season, there is a reason Lobo fans call the Thomas & Mack Center "Pit West." New Mexico is looking to turn its road woes into a successful MW Championship run.

UNM has played only one true neutral game

MOUNTAIN WEST STANDINGS

Through March 12, 2019

Place	School	MW	MW Pct.	Overall	Overall Pct.	Streak
1.	Nevada	15-3	0.833	28-3	0.903	W2
	Utah State	15-3	0.833	25-6	0.806	W7
3.	Fresno State	13-5	0.722	22-8	0.733	W3
4.	San Diego State	11-7	0.611	19-12	0.613	L2
	UNLV	11-7	0.611	17-13	0.567	W2
6.	Air Force	8-10	0.444	13-17	0.433	L2
7.	New Mexico	7-11	0.389	13-17	0.433	L1
	Boise State	7-11	0.389	12-19	0.387	W1
	Colorado State	7-11	0.389	12-19	0.387	L3
10.	Wyoming	4-14	0.222	8-23	0.258	W2
11.	San José State	1-17	0.056	4-26	0.133	L3

USA TODAY COACHES POLL

Week 18: As of 3/11/2019

No.	School	Record	Pts.	1st	Prev. Chg.	H/L
1	Gonzaga	29-2	796	28	1	1/9
2	Virginia	28-2	772	4	2	1/5
3	North Carolina	26-5	735	0	3	3/15
4	Kentucky	26-5	684	0	6	2/18
5	Duke	26-5	632	0	4	1/5
6	Texas Tech	26-5	610	0	8	2/6/NR
7	Michigan State	25-6	590	0	11	4/5/12
8	Tennessee	27-4	557	0	4	1/8
9	Louisiana State	26-5	515	0	10	1/9/NR
10	Houston	29-2	496	0	12	2/6/NR
11	Michigan	26-5	494	0	7	4/18
12	Purdue	23-8	471	0	9	3/9/NR
13	Florida State	25-6	426	0	13	1/9/NR
14	Kansas State	24-7	406	0	17	3/10/NR
15	Virginia Tech	23-7	304	0	16	1/7/19
16	Buffalo	28-3	289	0	20	4/14/NR
17	Nevada	28-3	277	0	18	1/5/18
18	Kansas	23-8	267	0	14	4/1/18
19	Wisconsin	22-9	246	0	21	2/16/NR
20	Wofford	28-4	191	0	22	2/20/NR
21	Maryland	22-9	136	0	24	3/16/NR
22	Marquette	23-8	105	0	15	7/9/NR
23	Cincinnati	25-6	104	0	19	4/19/NR
24	Auburn	22-9	76	0	NR	6/7/NR
25	Villanova	22-9	65	0	23	2/8/NR

Others receiving votes: Central Florida 27; Mississippi State 26; VCU 21; Utah State 19; Hofstra 13; Washington 11; Arizona State 11; Murray State 10; Iowa State 8; Louisville 3; Seton Hall 3; Liberty 2; Baylor 1; UC Irvine 1.

ASSOCIATED PRESS POLL

As of 3/11/2019

No.	School	Record	Pts.	Prev. Rk.
1	Gonzaga (41)	29-2	1,572	1
2	Virginia (23)	28-2	1,559	2
3	North Carolina	26-5	1,474	3
4	Kentucky	26-5	1,373	6
5	Duke	26-5	1,298	4
6	Michigan State	25-6	1,226	9
7	Texas Tech	26-5	1,211	8
8	Tennessee	27-4	1,200	5
9	LSU	26-5	1,089	10
10	Michigan	26-5	1,041	7
11	Houston	29-2	963	12
12	Florida State	25-6	856	14
13	Purdue	23-8	831	11
14	Nevada	28-3	684	17
15	Kansas State	24-7	680	18
16	Virginia Tech	23-7	625	15
17	Kansas	23-8	602	13
18	Buffalo	28-3	539	19
19	Wisconsin	22-9	466	21
20	Wofford	28-4	387	22
21	Maryland	22-9	319	24
22	Auburn	22-9	268	NR
23	Marquette	23-8	109	16
24	Cincinnati	25-6	108	20
25	Villanova	22-9	80	23

Others receiving votes: UCF 62, VCU 53, Mississippi St. 37, Utah St. 34, New Mexico St. 16, Louisville 11, Murray St. 11, Iowa St. 8, Temple 4, Clemson 3, Liberty 1.

MW PRESEASON POLL

Place	School (1st Place Votes)	Points
1.	Nevada (18)	207
2.	San Diego State (1)	188
3.	New Mexico	153
4.	Boise State	139
5.	Fresno State	138
6.	UNLV	122
7.	Wyoming	88
8.	Colorado State	80
9.	Utah State	78
10.	Air Force	42
11.	San José State	19

LOBOS RECORD WHEN ...	OVERALL	MW
Overall	13-17	7-11
At home	9-7	6-3
On the road	4-9	1-8
At neutral sites	0-1	0-0
After a win	5-8	3-5
After a loss	7-9	4-6
In overtime	0-0	0-0
vs. ranked opponents	1-1	1-1
In Cherry jerseys	3-8	1-6
In Silver jerseys	1-2	1-1
In White jerseys	8-3	4-1
In Turquoise jerseys	0-3	0-2
In GOLD jerseys	1-0	1-0
In White/Pink	0-1	0-1
Games decided by 1-4 points	2-3	1-1
Games decided by 5-9 points	3-4	1-3
Games decided by 10-19 points	4-6	2-5
Games decided by 20+ points	4-4	3-2
Leading at half	9-3	6-2
Trailing at half	2-14	1-9
Tied at half	2-0	0-0
Shooting 50% or better	4-1	2-0
Shooting between 40-49.9%	9-7	5-6
Shooting less than 40%	0-9	0-5
Opponent shoots 50% or better	0-8	0-5
Opponent shoots b/w 40-49.9%	7-8	3-5
Opponent shoots b/w 30-39.9%	6-1	4-1
Opponent shoots less than 30%	0-0	0-0
UNM higher FG%	11-2	6-1
Opponent higher FG%	2-15	1-10
FG% Tied	0-0	0-0
UNM outrebounds	9-4	5-4
Opponent outrebounds	3-12	1-7
Rebounds tied	1-1	1-0
UNM more made free throws	11-6	6-4
Opponent more made free throws	2-11	1-7
Made free throws tied	0-0	0-0
UNM 3FG% higher	11-6	6-3
Opponent 3FG% higher	2-11	1-8
3FG% tied	0-0	0-0
UNM has more fouls	4-9	2-7
Opponent has more fouls	9-7	5-3
Fouls are tied	0-1	0-1
UNM more turnovers	8-12	4-9
Opponent more turnovers	4-5	2-2
Turnovers tied	1-0	1-0
Scoring less than 50 points	0-0	0-0
Scoring 50-59 points	0-2	0-2
Scoring 60-69 points	1-7	1-3
Scoring 70-79 points	2-5	2-4
Scoring 80-89 points	7-2	3-2
Scoring 90-99 points	2-1	1-0
Scoring 100+ points	1-0	0-0
Allowing 40 points or less	0-0	0-0
Allowing 41-49 points	1-0	0-0
Allowing 50-59 points	3-0	3-0
Allowing 60-69 points	2-1	2-1
Allowing 70-79 points	5-5	2-2
Allowing 80-89 points	2-6	0-5
Allowing 90+ points	0-5	0-3
On Monday	0-0	0-0
On Tuesday	3-7	1-4
On Wednesday	3-0	3-0
On Thursday	0-0	0-0
On Friday	0-1	0-0
On Saturday	5-9	3-7
On Sunday	2-0	0-0
In November	3-1	0-0
In December	3-5	0-0
In January	3-5	3-5
In February	2-5	2-5
In March	2-1	2-1
In 8 p.m. or later tipoffs (local)	1-3	1-3

this season on Dec. 7 against Saint Mary's as part of the Basketball Hall of Fame Classic in the STAPLES Center.

25 POINTS OR MORE

Of the Lobos' seven conference wins, three have been victories of 25 points or more including wins over then No. 5/6 Nevada (85-58, 27 points), Wyoming (83-53, 30 points) and San José State (92-60, 32 points).

BRAGGIN' BOARDS

Redshirt-junior Carlton Bragg leads the Lobos in rebounding with 9.3 per game. He has collected double-figures in eight games including three of 15+ and one of 20.

The last time a Lobo collected 15 boards in a game was on Nov. 21, 2015 when former Lobo Tim Williams achieved the feat at USC.

The last time a Lobo collected 20 was on Feb. 18, 2012 when Drew Gordon did so in UNM's 65-45 victory over UNLV in The Pit.

BRAGG IS BACK

Redshirt-junior Carlton Bragg finally earned his debut as a Lobo on Sunday, Dec. 16 after a year and a half off the court. Bragg posted 16 points on 7-for-12 from the floor and tallied seven rebounds in his debut against Central Arkansas.

MATHIS COUNTDOWN TO 1,000 ... 960

Senior Anthony Mathis has broken the 900-point threshold and now boasts 960 points in his career. He now has 40 points to go to reach the 1,000-point mark. Mathis has netted 441 points this season, surpassing his 433 last season after essentially sitting the bench his first two as a Lobo (86 points total).

Mathis has scored in double figures in 23-of-30 games this season including seven 20+ point games.

1ST IN THE MW IN ATTENDANCE

The Lobos completed the 2018-19 regular season ranked first in the Mountain West in attendance and 30th in the country. Approximately 11,107 fans filled Dreamstyle Arena - The Pit per game to watch their Lobos this season.

New Mexico	11,107
San Diego State	10,885

No. 14/17 Nevada	10,878
UNLV	8,722
Utah State	6,981
Fresno State	5,807
Boise State	5,041
Wyoming	3,961
Colorado State	2,859
Air Force	2,296
San José State	1,658

ABOUT THE 2018-19 LOBOS

The 2018-19 Lobos have just four returning letterwinners from the 2017-18 squad, including leading-scorer Anthony Mathis (12.7 ppg) who finished fourth in the nation in 3-point percentage and broke the UNM record for most 3-point field goals in a conference season (66) as a junior. The squad also adds nine newcomers and returns a pair of sitting transfers to the team that finished third in Mountain West regular-season play last season.

In addition to Mathis, UNM's returners include senior Dane Kuiper, who is the lone returning starter, and sophomores Makuach Maluach and Vladimir Pinchuk. Maluach finished his inaugural season averaging 9.6 points per game and ranks fourth all-time on the Lobo freshman single-season scoring list.

BY THE NUMBERS

Here is what is returning and missing for the 2018-19 Lobos.

Stat	Returning	Lost	% Returning
Points	1,075	1,720	38%
Rebounds	345	728	32%
Assists	124	415	23%
Blocks	31	65	32%
Steals	72	179	29%
3-Pointers	167	200	46%
Free Throws	194	356	35%

REMEMBERING LAST SEASON

The 2017-18 Lobos were picked to finish ninth in league play, but shocked everyone when they pulled off a third-place finish in regular-season play, earned the MW Tournament bye and took on San Diego State in the Championship game, falling by just seven points.

The Lobos also ranked 15th out of 351 NCAA Division I teams in turnover percentage last season.

STARTERS AND RECORDS - (in order of appearance) (Bold: most recent)

1	2	3	4	5	Rec.
Mathis	Maluach	Jackson	Manigault	Pinchuk	1-0
Mathis	McGee	Jackson	Ezzeddine	Pinchuk	1-0
McGee	Maluach	Jackson	Manigault	Pinchuk	0-1
Drinnon	Mathis	Maluach	Arrovo	Pinchuk	1-0
Drinnon	Percy	Kuiper	Maluach	Arrovo	1-0
McGee	Percy	Maluach	Ezzeddine	Pinchuk	0-1
Drinnon	McGee	Percy	Ezzeddine	Pinchuk	0-1
Drinnon	Mathis	Kuiper	Jackson	Pinchuk	1-1
Drinnon	McGee	Maluach	Ezzeddine	Manigault	0-1
Mathis	Maluach	Ezzeddine	Pinchuk	Bragg	0-1
Mathis	Kuiper	Maluach	Pinchuk	Bragg	1-0
Mathis	Kuiper	Maluach	Ezzeddine	Bragg	1-0
Mathis	Maluach	Maluach	Manigault	Manigault	1-1
Mathis	Kuiper	Maluach	Jackson	Bragg	2-4
McGee	Percy	Maluach	Pinchuk	Bragg	0-1
McGee	Percy	Kuiper	Maluach	Bragg	1-1
Drinnon	Kuiper	Maluach	Manigault	Bragg	0-1
Drinnon	McGee	Maluach	Manigault	Bragg	1-0
McGee	Kuiper	Maluach	Jackson	Manigault	0-1
McGee	Mathis	Maluach	Manigault	Bragg	0-1
Mathis	Maluach	Jackson	Manigault	Bragg	0-1
McGee	Mathis	Maluach	Jackson	Bragg	1-0

RECORDS ARE MEANT TO BE BROKEN

En route to their first appearance in the league championship since 2014, the Lobos broke the program records for 3-pointers in a season (367), most 3-point field goals attempted (979) and highest free throw percentage (77.7%). For reference, the previous records were 301, 782 and 75.7%, respectively.

As a team, the Lobos also broke the record for most points in a game (147 vs Northern New Mexico), most points in a conference game (119 at Wyoming) and most points in a conference season (1,507). Old records for the above: 136, 113 and 1,373, respectively.

STELLAR SCHEDULE

The Lobos are taking on a field of top-notch teams this season including five squads that advanced to the 2018 NCAA Tournament. Last season's Big Dance squads include New Mexico State, Iona, Penn, San Diego State and Nevada. With UNM facing NMSU, SDSU and Nevada twice apiece, that makes for eight games against NCAA post-season opponents, not to mention a matchup with last season's CBI tourney winner, North Texas.

UNDER THE RADAR

This offseason, the Lobos were ranked by the NCAA's Andy Katz as one of five "under the radar" teams to watch this season.

SHARP SHOOTER

Senior Anthony Mathis blew expectations out of the water last season after more than fiftupleing his career point production as a junior - that's right, in two seasons at UNM, Mathis scored just 86 points in 228 minutes, and multiplied that total by five in his junior season. In 2017-18, Mathis took the term "breakout" to a whole new level, dropping 433 points in 760 minutes on the floor. His shot from 3-point range couldn't be stopped as he finished the season with a program-record 66 3-pointers in conference play. He also fired from behind the arc at a clip of 47.3%, ranking fourth in the nation among other NCAA DI players.

THE STUDENT BECOMES THE MASTER

After posting a breakout inaugural season of his own last year, sophomore Makuach Maluach is expected to be a high-profile returner for the Lobos this year. He's been ranked on several preseason lists and even made the cover of Lindy's Sports Magazine in August. Most recently, the soft-spoken sophomore was ranked 19th on the Mountain West Wire's Top 25.

CONSISTENCY IS OVERRATED

Last season, the Lobos debuted the most starting lineups in NCAA Division I with 21. Coach Weir made it clear in his first season that starting lineups would be determined by the numbers of deflections a player accumulated in the previous game, hence the sky-high number of lineup combos.

MW PRESEASON NEWCOMER OF THE YEAR

Redshirt-sophomore Vance Jackson was named 2018 Mountain West Preseason Newcomer of the Year following the league's media poll in October. Jackson transferred from UCONN where he shot 40.9 percent from the field, 39.7 from behind the arc as a freshman in 2016-17. He reached double figures in 13 games and led the team twice in scoring in his inaugural collegiate season.

WE'RE NOT IN KANSAS ANYMORE ...

The Lobos return a pair of transfers that sat out last year and also welcome four more, including the highly-anticipated Carlton Bragg (Kansas/ASU transfer) who is currently eligible for conference play. Joining Bragg will be Juco transfers Corey Manigault and Keith McGee who are both set to play at the start of the season.

Redshirt-sophomore Vance Jackson (UCONN) will finally get his chance to don the Cherry and Silver this season and was named 2018 MW Newcomer of the Year. Jackson's fellow bench-warmer last season, Ohio State transfer JaQuan Lyle, suffered an Achilles injury during practice in September and is expected to miss the 2018-19 season.

Two more transfers of note include Towson's Zane Martin, who will be sitting out in 2018-19 due to NCAA transfer rules, and redshirt-freshman Clay Patterson. A native of Rio Rancho, N.M., Patterson transferred back home from NCAA DII Fort Lewis. He is eligible to compete in 2018-19.

BRINGING PEOPLE TOGETHER

The Lobo squad is as varied as it gets when it comes to hometown pride. Each player on the team is from not only a different town, but a different state or country entirely! With the late addition of walk-on Clay Patterson, the only exception is a pair of native New Mexicans. States and countries represented include: Pennsylvania, Maryland, California, New York, Florida, Australia, Indiana, Alaska, Germany, Georgia, Oregon, New Mexico and Ohio.

THERE'S NO PLACE LIKE HOME

The famous home of Lobo basketball enters its second year under the name "Dreamstyle Arena - The Pit" as part of an exciting renaming of both of UNM's largest-capacity athletic venues.

This July, "The Pit" was tabbed #17 on the top-30 list of best arena atmospheres in college hoops by the NCAA.

"The Pit" has also been consistently recognized nationally as one of the nation's top basketball venues. Sports Illustrated has ranked it as one of the top 20 sporting venues, of any sport, in the world for the 20th century. The Pit is truly a special place, and it has created an unparalleled environment for the New Mexico men's basketball program. Since the Mountain West conference began in 1999-2000, New Mexico has ranked in the top two in home attendance among MW teams in every year except one, including 12 seasons as the top-ranked MW team in overall attendance.

WHAT'S THAT SOUND?

The new name for The Pit instated in 2017 is not the only change to come for Dreamstyle Arena in the Paul Weir era. This season, after popular fan demand, the sound system in the historic arena has been updated to feature an entirely new fan experience for the 2018-19 season!

THE 2018-19 NEW MEXICO LOBOS

PRONUNCIATION GUIDE

1	Corey MANIGAULT	MAN-ih-galt
4	TAVIAN Percy	TAVE-ee-en
10	MAKUACH MALUACH	muh-KWATCH mal-a-WATCH
13	JAQUAN Lyle	JAY-qwan
14	Dane KUIPER	KIE-pur

BY ELIGIBILITY

Seniors (2)

14	Dane Kuiper	G/F
32	Anthony Mathis	Jr.

Redshirt-Juniors (1)

13	JaQuan Lyle	G
35	Carlton Bragg	F

Juniors (2)

0	Zane Martin	G
1	Corey Manigault	F

Redshirt-Sophomores (2)

2	Vance Jackson	F
3	Keith McGee	PG

Sophomores (2)

10	Makuach Maluach	G/F
15	Vladimir Pinchuk	F/C

Redshirt-Freshmen (1)

5	Clay Patterson	G
---	----------------	---

Freshmen (3)

4	Tavian Percy	G
22	Drue Drinnon	G
33	Jordan Arroyo	F

HOME STATE/COUNTRY

Alaska (1)

14	Dane Kuiper	G/F
----	-------------	-----

California (1)

22	Vance Jackson	F
----	---------------	---

Florida (1)

4	Tavian Percy	G
---	--------------	---

Georgia (1)

22	Drue Drinnon	G
----	--------------	---

Indiana (1)

13	JaQuan Lyle	G
----	-------------	---

Maryland (1)

1	Corey Manigault	F
---	-----------------	---

New Mexico (2)

5	Clay Patterson	G
33	Jordan Arroyo	F

New York (1)

3	Keith McGee	PG
---	-------------	----

Ohio (1)

35	Carlton Bragg	F
----	---------------	---

Oregon (1)

32	Anthony Mathis	G
----	----------------	---

Pennsylvania (1)

0	Zane Martin	G
---	-------------	---

Australia (1)

10	Makuach Maluach	G/F
----	-----------------	-----

Germany (1)

15	Vladimir Pinchuk	F/C
----	------------------	-----

NUMERICAL ROSTER

#	NAME	HT/WT	POS	YR	EXP.	HOMETOWN (LAST SCHOOL/TEAM)
0	Zane Martin	6-4/205	G	Jr.	TR	Philadelphia, Pa. (Towson)
1	Corey Manigault	6-9/225	F	Jr.	TR	Suitland, Md. (Pitt/Indian Hills CC)
2	Vance Jackson	6-9/230	G/F	R-So.	TR-RS	Pasadena, Calif. (UConn)
3	Keith McGee	6-3/180	PG	R-So.	TR	Rochester, N.Y. (South Plains College)
4	Tavian Percy	6-5/200	G	Fr.	HS	Miami, Fla. (Pasadena HS (Calif.))
5	Clay Patterson	6-1/180	G	R-Fr.	TR	Rio Rancho, N.M. (Rio Rancho/Fort Lewis)
10	Makuach Maluach	6-7/190	G/F	So.	1L	Sydney, Australia (Newington College)
13	JaQuan Lyle	6-5/210	G	R-Jr.	TR-RS	Evansville, Ind. (Ohio State)
14	Dane Kuiper	6-7/210	G/F	Sr.	3L	Wasilla, Alaska (Corona del Sol HS (Ariz.))
15	Vladimir Pinchuk	6-11/235	F/C	So.	1L	Schwelm, Germany (Maerkisches Gym. Schwelm)
22	Drue Drinnon	6-0/175	G	Fr.	HS	Smyrna, Ga. (Univ. Sch. of Nova SE)
32	Anthony Mathis	6-3/175	G	Sr.	3L	West Linn, Ore. (West Linn HS)
33	Jordan Arroyo	6-7/210	F	Fr.	HS	Albuquerque, N.M. (Atrisco Heritage Acad.)
35	Carlton Bragg	6-10/225	F	R-Jr.	TR-RS	Cleveland, Ohio (Ariz. State/Kansas)

ALPHABETICAL ROSTER

#	NAME	HT	POS	YR	EXP.	HOMETOWN (LAST SCHOOL/TEAM)
33	Jordan Arroyo	6-7/210	F	Fr.	HS	Albuquerque, N.M. (Atrisco Heritage Acad.)
35	Carlton Bragg	6-10/225	F	R-Jr.	TR-RS	Cleveland, Ohio (Ariz. State/Kansas)
22	Drue Drinnon	6-0/175	G	Fr.	HS	Smyrna, Ga. (Univ. Sch. of Nova SE)
2	Vance Jackson	6-9/230	G/F	R-So.	TR-RS	Pasadena, Calif. (UConn)
14	Dane Kuiper	6-7/210	G/F	Sr.	3L	Wasilla, Alaska (Corona del Sol HS (Ariz.))
13	JaQuan Lyle	6-5/210	G	R-Jr.	TR-RS	Evansville, Ind. (Ohio State)
10	Makuach Maluach	6-7/190	G/F	So.	1L	Sydney, Australia (Newington College)
1	Corey Manigault	6-9/225	F	Jr.	TR	Suitland, Md. (Pitt/Indian Hills CC)
0	Zane Martin	6-4/205	G	Jr.	TR	Philadelphia, Pa. (Towson)
32	Anthony Mathis	6-3/175	G	Sr.	3L	West Linn, Ore. (West Linn HS)
3	Keith McGee	6-3/180	PG	R-So.	TR	Rochester, N.Y. (South Plains College)
5	Clay Patterson	6-1/180	G	R-Fr.	TR	Rio Rancho, N.M. (Rio Rancho/Fort Lewis)
4	Tavian Percy	6-5/200	G	Fr.	HS	Miami, Fla. (Pasadena HS (Calif.))
15	Vladimir Pinchuk	6-11/235	F/C	So.	1L	Schwelm, Germany (Maerkisches Gym. Schwelm)

STARTERS RETURNING (1)

No.	Name	Pos.	GP-GS	Pts.	Reb.	Ast.	FG%	FT%
14	Dane Kuiper	G/F	34-26	6.4	3.2	1.5	.359	.837

OTHER LETTERWINNERS RETURNING (3)

No.	Name	Pos.	GP-GS	Pts.	Reb.	Ast.	FG%	FT%
10	Makuach Maluach	G/F	34-15	9.6	2.5	1.0	.555	.810
15	Vladimir Pinchuk	F/C	31-13	3.1	2.5	0.2	.607	.478
32	Anthony Mathis	G	34-11	12.7	2.1	1.0	.494	.859

STARTERS LOST (4)


No.	Name	Pos.	GP-GS	Pts.	Reb.	Ast.	FG%	FT%
1	Chris McNeal	G	34-19	9.5	1.8	2.7	.372	.759
2	Sam Logwood	F/G	26-15	13.0	5.2	1.5	.492	.800
3	Antino Jackson	G	33-23	10.4	2.1	4.6	.407	.761
5	Joe Furstinger	F	33-25	10.4	6.8	2.1	.555	.802

OTHER LETTERWINNERS LOST (3) NEWCOMERS (8)

No.	Name	No.	Name	Pos.	Exp.
4	Mike Mondragon	0	Zane Martin	G	TR
11	Jachai Simmons	1	Corey Manigault	F	TR
31	Troy Simons	3	Keith McGee	PG	TR
		4	Tavian Percy	G	HS
		5	Clay Patterson	G	TR
		22	Drue Drinnon	G	HS
		33	Jordan Arroyo	F	HS
		35	Carlton Bragg	F	TR-RS

RETURNING REDSHIRTS (2)

2	Vance Jackson
13	JaQuan Lyle



Paul Weir
21st Head Coach in UNM Program History
Career Record: 60-38

NOTEWORTHY :

- Named the 21st head coach in program history on April 11, 2017
- First basketball coach to serve as head coach for both New Mexico DI Institutions
- Led 2017-18 Lobos to third in the MW after the team was picked ninth
- Led UNM to a 12-6 record in MW play and closed last season 7-1
- Married to Alma Weir and has two sons, Theodore and Noah

COACHING EXPERIENCE

Head Coach:
New Mexico (2017-present) (32-32)
New Mexico State (2016-17) (28-6)

Associate Head Coach:
New Mexico State (2007-16)

Director of Basketball Operations:
University of Iowa (2005-07)

Assistant Coach:
Northwestern State (La.) (2004-05)

ALMA MATER

York (2004)

TWITTER

Follow @Paul_Weir1

MORE NOTES ON COACH WEIR

- Weir’s 28-6 record as a first-year head coach in 2016-17 at NMSU tied for the 10th-most wins by a Division I head coach in NCAA history
- His 28 wins in 2016-17 were the most in Division I for first-year head coaches
- Among those 28 wins was an NMSU school record 20-game winning streak that was at the time the longest in the nation
- Has three master’s degrees in health and human performance, sports psychology and business administration. Currently working on his doctorate
- Played at York University and became starting point-guard for the Lions as a freshman
- Weir arrived at NM State in 2007 after two seasons as the director of basketball operations at Iowa, where he served under former Lobo head coach Steve Alford

WHAT THEY ARE SAYING ABOUT PAUL WEIR

“New Mexico got a guy in Paul Weir that has paid his dues, and immediately showed he can get things done as the head coach. This hire makes sense because Weir knows the landscape and the expectations at UNM. He’s a guy who can coach, recruit and connect with players. That’s rare these days.” - Jeff Goodman, ESPN

“Paul Weir handled the transition from assistant coach to head coach about as smoothly as it can be handled -- winning 28 games in his first year after being promoted at New Mexico State. It was similar to what Brad Stevens did immediately after being promoted at Butler. So the Lobos have hired an accomplished coach with a great reputation.” - Gary Parrish, CBS Sports

2018-19 SEASON STATISTICS

RECORD:	OVERALL	HOME	AWAY	NEUTRAL
ALL GAMES	13-17	9-7	4-9	0-1
CONFERENCE	7-11	6-3	1-8	0-0
NON-CONFERENCE	6-6	3-4	3-1	0-1

##	Player	gp-gs	min	avg	Total		3-Point		F-Throw		Rebounds					pts	avg						
					fg-fga	fg%	3fg-fga	3fg%	ft-fga	ft%	off	def	tot	avg	pf			dq	a	to	blk	stl	
32	MATHIS, Anthony	30-19	910	30.3	129-300	.430	102-239	.427	81-91	.890	11	53	64	2.1	75	3	61	61	5	27	441	14.7	
02	JACKSON, Vance	30-14	819	27.3	120-305	.393	50-157	.318	79-123	.642	41	171	212	7.1	55	0	75	75	4	29	369	12.3	
35	BRAGG, Carlton	22-19	543	24.7	87-175	.497	0-6	.000	65-99	.657	58	146	204	9.3	63	2	14	34	29	22	239	10.9	
10	MALUACH, Makuach	30-26	789	26.3	101-254	.398	43-125	.344	56-83	.675	31	91	122	4.1	66	2	56	58	16	19	301	10.0	
03	McGEE, Keith	27-12	561	20.8	87-197	.442	40-98	.408	32-41	.780	7	27	34	1.3	47	1	50	48	3	20	246	9.1	
01	MANIGAULT, Corey	29-10	483	16.7	90-181	.497	1-7	.143	77-103	.748	46	91	137	4.7	67	2	19	50	9	17	258	8.9	
14	KUIPER, Dane	26-17	613	23.6	55-152	.362	23-87	.264	16-21	.762	7	51	58	2.2	51	1	43	28	6	26	149	5.7	
25	EZZEDDINE, Karim	17-6	290	17.1	24-59	.407	3-18	.167	22-29	.759	26	36	62	3.6	39	1	15	24	10	10	73	4.3	
15	PINCHUK, Vladimir	29-11	403	13.9	31-66	.470	0-0	.000	27-50	.540	37	50	87	3.0	53	1	13	16	19	10	89	3.1	
22	DRINNON, Drue	25-8	341	13.6	22-58	.379	8-28	.286	16-29	.552	12	15	27	1.1	36	0	58	25	2	11	68	2.7	
04	PERCY, Tavian	21-6	167	8.0	10-33	.303	5-20	.250	5-9	.556	9	10	19	0.9	18	0	9	6	1	8	30	1.4	
33	ARROYO, Jordan	12-2	71	5.9	7-9	.778	0-0	.000	3-9	.333	7	6	13	1.1	8	0	0	2	3	2	17	1.4	
05	PATTERSON, Clay	3-0	13	4.3	0-4	.000	0-3	.000	2-2	1.000	1	2	3	1.0	0	0	1	0	0	0	2	0.7	
Team											47	41	88		1		7						
Total.....		30	6003		763-1793	.426	275-788	.349	481-689	.698	340	790	1130	37.7	579	13	414	434	107	201	2282	76.1	
Opponents.....		30	6001		823-1823	.451	216-613	.352	433-636	.681	307	804	1111	37.0	608	-	454	396	93	212	2295	76.5	

TEAM STATISTICS	NM	OPP	Date	Opponent	Score	Att.	
SCORING	2282	2295	11/6/18	at CSUN	w 87-84	1551	
Points per game	76.1	76.5	11/13/18	IONA	w 90-83	10188	
Scoring margin	-0.4	-	11/17/18	NM STATE	L 94-98	14393	
FIELD GOALS-ATT	763-1793	823-1823	11/24/18	UTEP	w 84-78	11266	
Field goal pct	.426	.451	12-01-18	at Bradley	w 85-75	5494	
3 POINT FG-ATT	275-788	216-613	12/04/18	at NM State	L 65-100	6777	
3-point FG pct	.349	.352	12/07/18	vs Saint Mary's	L 60-85	0	
3-pt FG made per game	9.2	7.2	12/11/18	COLORADO	L 75-78	10800	
FREE THROWS-ATT	481-689	433-636	12/16/18	CENTRAL ARK.	w 82-70	10082	
Free throw pct	.698	.681	12/18/18	NORTH TEXAS	L 65-74	9944	
F-Throws made per game	16.0	14.4	12/22/18	PENN	L 65-75	10874	
REBOUNDS	1130	1111	12/30/18	at University of the Southwest	w 103-47	1200	
Rebounds per game	37.7	37.0	* 01/02/19	at Air Force	w 65-58	1927	
Rebounding margin	+0.6	-	* 01/05/19	NEVADA	w 85-58	12702	
ASSISTS	414	454	* 01/08/19	UNLV	L 69-80	10242	
Assists per game	13.8	15.1	* 1/12/19	at Colorado State	L 76-91	3057	
TURNOVERS	434	396	* 01-15-19	at San Diego State	L 77-97	10277	
Turnovers per game	14.5	13.2	* 01/19/19	WYOMING	w 83-53	11744	
Turnover margin	-1.3	-	* 01/22/19	at UNLV	L 58-74	8432	
Assist/turnover ratio	1.0	1.1	* 01/26/19	UTAH STATE	L 66-68	10752	
STEALS	201	212	* 02/02/19	at Fresno State	L 70-82	7657	
Steals per game	6.7	7.1	* 02/05/19	SAN DIEGO ST.	w 83-70	10279	
BLOCKS	107	93	* 02/09/19	at Nevada	L 62-91	11197	
Blocks per game	3.6	3.1	* 02/13/19	SAN JOSE ST.	w 92-60	10469	
ATTENDANCE	177715	70008	* 02/16/19	FRESNO STATE	L 73-81	12494	
Home games-Avg/Game	16-11107	13-5385	* 02/20/19	at Utah St.	L 55-71	6273	
Neutral site-Avg/Game	-	1-0	* 02/26/19	at San Jose St.	L 82-89	2053	
Score by Periods	1st	2nd	Totals	* 03/02/19	COLORADO STATE	w 77-65	11207
New Mexico	1101	1181	2282	* 03/06/19	BOISE ST.	w 73-72	10279
Opponents	1098	1197	2295	* 03/09/19	at Wyoming	L 81-88	4113

* = Conference game

2018-19 MOUNTAIN WEST STATISTICS

RECORD:	OVERALL	HOME	AWAY	NEUTRAL
ALL GAMES	7-11	6-3	1-8	0-0
CONFERENCE	7-11	6-3	1-8	0-0
NON-CONFERENCE	0-0	0-0	0-0	0-0

#	Player	gp-gs	min	avg	Total		3-Point		F-Throw		Rebounds					a	to	blk	stl	pts	avg	
					fg-fga	fg%	3fg-fga	3fg%	ft-fga	ft%	off	def	tot	avg	pf							dq
32	MATHIS, Anthony	18-12	587	32.6	74-179	.413	57-142	.401	51-58	.879	7	33	40	2.2	44	2	35	36	3	14	256	14.2
02	JACKSON, Vance	18-9	513	28.5	78-204	.382	28-104	.269	51-71	.718	23	106	129	7.2	33	0	51	45	3	16	235	13.1
10	MALUACH, Makuach	18-18	514	28.6	64-159	.403	28-78	.359	36-50	.720	21	63	84	4.7	35	1	41	38	9	11	192	10.7
35	BRAGG, Carlton	18-17	446	24.8	68-138	.493	0-3	.000	56-87	.644	52	124	176	9.8	53	2	14	27	27	16	192	10.7
03	McGEE, Keith	16-7	356	22.3	59-135	.437	27-68	.397	20-26	.769	5	20	25	1.6	30	0	32	34	2	11	165	10.3
01	MANIGAULT, Corey	18-7	304	16.9	56-111	.505	0-2	.000	34-49	.694	30	46	76	4.2	46	1	11	26	6	10	146	8.1
14	KUIPER, Dane	16-13	395	24.7	31-86	.360	14-49	.286	4-7	.571	6	29	35	2.2	32	1	26	19	3	17	80	5.0
22	DRINNON, Drue	14-2	176	12.6	9-25	.360	1-10	.100	7-14	.500	4	8	12	0.9	19	0	19	13	0	3	26	1.9
25	EZZEDDINE, Karim	5-1	48	9.6	2-6	.333	0-0	.000	2-2	1.000	4	5	9	1.8	3	0	2	4	1	4	6	1.2
15	PINCHUK, Vladimir	17-1	166	9.8	5-15	.333	0-0	.000	8-13	.615	18	20	38	2.2	26	0	6	7	11	2	18	1.1
05	PATTERSON, Clay	2-0	5	2.5	0-1	.000	0-1	.000	2-2	1.000	0	2	2	1.0	0	0	0	0	0	0	2	1.0
04	PERCY, Tavian	11-3	80	7.3	2-9	.222	1-6	.167	3-7	.429	1	6	7	0.6	10	0	3	2	0	3	8	0.7
33	ARROYO, Jordan	4-0	10	2.5	0-0	.000	0-0	.000	1-2	.500	2	0	2	0.5	2	0	0	0	1	1	1	0.3
Team											30	25	55				5					
Total.....		18	3600		448-1068	.419	156-463	.337	275-388	.709	203	487	690	38.3	333	7	240	256	66	108	1327	73.7
Opponents.....		18	3600		486-1090	.446	128-366	.350	248-354	.701	171	480	651	36.2	343	-	280	219	54	120	1348	74.9

TEAM STATISTICS	NM	OPP	Date	Opponent	Score	Att.
SCORING	1327	1348	* 01/02/19	at Air Force	w 65-58	1927
Points per game	73.7	74.9	* 01/05/19	NEVADA	w 85-58	12702
Scoring margin	-1.2	-	* 01/08/19	UNLV	L 69-80	10242
FIELD GOALS-ATT	448-1068	486-1090	* 1/12/19	at Colorado State	L 76-91	3057
Field goal pct	.419	.446	* 01-15-19	at San Diego State	L 77-97	10277
3 POINT FG-ATT	156-463	128-366	* 01/19/19	WYOMING	w 83-53	11744
3-point FG pct	.337	.350	* 01/22/19	at UNLV	L 58-74	8432
3-pt FG made per game	8.7	7.1	* 01/26/19	UTAH STATE	L 66-68	10752
FREE THROWS-ATT	275-388	248-354	* 02/02/19	at Fresno State	L 70-82	7657
Free throw pct	.709	.701	* 02/05/19	SAN DIEGO ST.	w 83-70	10279
F-Throws made per game	15.3	13.8	* 02/09/19	at Nevada	L 62-91	11197
REBOUNDS	690	651	* 02/13/19	SAN JOSE ST.	w 92-60	10469
Rebounds per game	38.3	36.2	* 02/16/19	FRESNO STATE	L 73-81	12494
Rebounding margin	+2.2	-	* 02/20/19	at Utah St.	L 55-71	6273
ASSISTS	240	280	* 02/26/19	at San Jose St.	L 82-89	2053
Assists per game	13.3	15.6	* 03/02/19	COLORADO STATE	w 77-65	11207
TURNOVERS	256	219	* 03/06/19	BOISE ST.	w 73-72	10279
Turnovers per game	14.2	12.2	* 03/09/19	at Wyoming	L 81-88	4113
Turnover margin	-2.1	-				
Assist/turnover ratio	0.9	1.3				
STEALS	108	120				
Steals per game	6.0	6.7				
BLOCKS	66	54				
Blocks per game	3.7	3.0				
ATTENDANCE	100168	54986				
Home games-Avg/Game	9-11130	9-6110				
Neutral site-Avg/Game	-	0-0				

* = Conference game

Score by Periods	1st	2nd	Totals
New Mexico	661	666	1327
Opponents	652	696	1348

2018-19 SEASON STATISTICS

2018-19 Season Metrics

#	Player	Min	AST%	EFG%	TS%	Usg%	DRB%	ORB%	TRB%
33	ARROYO, Jordan	71	0.0	.778	.656	10.0	9.2	10.3	9.8
35	BRAGG, Carlton	543	5.4	.497	.547	22.1	29.4	11.2	20.1
22	DRINNON, Drue	341	29.8	.448	.480	13.3	4.8	3.7	4.2
25	EZZEDDINE, Karim	290	9.4	.432	.509	15.7	13.6	9.4	11.5
02	JACKSON, Vance	819	18.7	.475	.514	25.2	22.9	5.3	13.9
14	KUIPER, Dane	613	12.9	.438	.462	14.6	9.1	1.2	5.1
10	MALUACH, Makuach	789	14.0	.482	.518	21.0	12.6	4.1	8.3
01	MANIGAULT, Corey	483	8.8	.500	.570	27.1	20.6	10.0	15.2
32	MATHIS, Anthony	910	13.6	.600	.648	20.9	6.4	1.3	3.8
03	McGEE, Keith	561	18.6	.543	.572	22.2	5.3	1.3	3.2
05	PATTERSON, Clay	13	12.1	.000	.205	17.8	16.8	8.1	12.4
04	PERCY, Tavian	167	9.4	.379	.406	12.2	6.6	5.7	6.1
15	PINCHUK, Vladimir	403	5.8	.470	.506	12.2	13.6	9.6	11.6

Estimated possessions: 2224.2

Team offensive rating (ORtg): 102.6

Team defensive rating (DRtg): 103.2

AST% - An estimate of the pct of teammate field goals assisted while on the floor

EFG% - Effective FG% (adjusts to include additional points from 3FGs)

TS% - True Shooting% (takes into account field goals, 3-point field goals, and free throws)

Usg% - An estimate of the pct of team plays used while on the floor

DRB% - An estimate of the pct of available defensive rebounds grabbed while on the floor

ORB% - An estimate of the pct of available offensive rebounds grabbed while on the floor

TRB% - An estimate of the pct of all available rebounds grabbed while on the floor

ORtg - Offensive rating - points scored per 100 possessions

DRtg - Defensive rating - points allowed per 100 possessions

2018-19 Team Game-by-Game

Opponent	Date	Score	W	Total		3-Pointers		Free throws		Rebounds				pf	a	t/o	blk	stl	pts	avg
				fg-fga	pct	3fg-fga	pct	ft-fta	pct	off	def	tot	avg							
at CSUN	11/6/18	87-84	W	27-52	.519	11-26	.423	22-29	.759	6	30	36	36.0	21	9	20	4	8	87	87.0
IONA	11/13/18	90-83	W	27-53	.509	12-30	.400	24-38	.632	9	32	41	38.5	22	19	20	5	7	90	88.5
NM STATE	11/17/18	94-98	L	31-52	.596	11-20	.550	21-30	.700	5	17	22	33.0	30	13	15	2	8	94	90.3
UTEP	11/24/18	84-78	W	26-58	.448	11-18	.611	21-28	.750	16	16	32	32.8	20	16	14	7	7	84	88.8
at Bradley	12-01-18	85-75	W	26-60	.433	12-32	.375	21-24	.875	13	27	40	34.2	24	15	17	0	8	85	88.0
at NM State	12/04/18	65-100	L	18-64	.281	10-31	.323	19-33	.576	10	21	31	33.7	21	7	11	3	7	65	84.2
vs Saint Mary's	12/07/18	60-85	L	23-66	.348	4-26	.154	10-16	.625	13	14	27	32.7	16	8	10	1	5	60	80.7
COLORADO	12/11/18	75-78	L	29-70	.414	10-25	.400	7-14	.500	8	30	38	33.4	25	14	9	3	7	75	80.0
CENTRAL ARK.	12/16/18	82-70	W	30-66	.455	11-36	.306	11-17	.647	16	33	49	35.1	15	18	16	3	6	82	80.2
NORTH TEXAS	12/18/18	65-74	L	16-44	.364	7-23	.304	26-31	.839	10	19	29	34.5	17	9	21	4	9	65	78.7
PENN	12/22/18	65-75	L	24-61	.393	7-22	.318	10-23	.435	13	28	41	35.1	21	17	15	2	8	65	77.5
at University of the Southw	12/30/18	103-47	W	38-79	.481	13-36	.361	14-18	.778	18	36	54	36.7	14	29	10	7	13	103	79.6
at Air Force	01/02/19	65-58	W	23-53	.434	9-26	.346	10-16	.625	10	28	38	36.8	14	13	19	3	9	65	78.5
NEVADA	01/05/19	85-58	W	31-68	.456	11-29	.379	12-16	.750	14	33	47	37.5	19	18	9	6	7	85	78.9
UNLV	01/08/19	69-80	L	23-55	.418	4-18	.222	19-22	.864	10	19	29	36.9	20	9	11	2	6	69	78.3
at Colorado State	1/12/19	76-91	L	26-55	.473	12-29	.414	12-19	.632	7	23	30	36.5	24	14	17	3	3	76	78.1
at San Diego State	01-15-19	77-97	L	24-56	.429	13-32	.406	16-19	.842	8	17	25	35.8	18	17	17	2	7	77	78.1
WYOMING	01/19/19	83-53	W	28-58	.483	9-27	.333	18-23	.783	9	34	43	36.2	17	20	19	6	9	83	78.3
at UNLV	01/22/19	58-74	L	22-62	.355	6-23	.261	8-15	.533	15	27	42	36.5	20	6	14	4	7	58	77.3
UTAH STATE	01/26/19	66-68	L	23-58	.397	8-23	.348	12-15	.800	10	22	32	36.3	15	11	11	5	3	66	76.7
at Fresno State	02/02/19	70-82	L	22-69	.319	8-37	.216	18-25	.720	13	25	38	36.4	23	7	10	4	9	70	76.4
SAN DIEGO ST.	02/05/19	83-70	W	28-52	.538	7-20	.350	20-25	.800	8	24	32	36.2	18	13	15	5	9	83	76.7
at Nevada	02/09/19	62-91	L	22-66	.333	8-30	.267	10-15	.667	9	26	35	36.1	20	11	20	1	6	62	76.0
SAN JOSE ST.	02/13/19	92-60	W	30-60	.500	14-27	.519	18-27	.667	7	37	44	36.5	15	17	10	5	6	92	76.7
FRESNO STATE	02/16/19	73-81	L	19-50	.380	7-17	.412	28-37	.757	9	31	40	36.6	18	10	13	3	1	73	76.6
at Utah St.	02/20/19	55-71	L	20-50	.400	7-23	.304	8-12	.667	7	31	38	36.7	19	10	18	4	5	55	75.7
at San Jose St.	02/26/19	82-89	L	33-82	.402	8-34	.235	8-19	.421	26	27	53	37.3	17	18	16	4	6	82	76.0
COLORADO STATE	03/02/19	77-65	W	26-56	.464	6-18	.333	19-30	.633	17	30	47	37.6	19	15	14	2	5	77	76.0
BOISE ST.	03/06/19	73-72	W	22-53	.415	10-26	.385	19-24	.792	8	27	35	37.5	14	17	11	6	4	73	75.9
at Wyoming	03/09/19	81-88	L	26-65	.400	9-24	.375	20-29	.690	16	26	42	37.7	23	14	12	1	6	81	76.1
New Mexico		2282		763-1793	.426	275-788	.349	481-689	.698	340	790	1130	37.7	579	414	434	107	201	2282	76.1
Opponents		2295		823-1823	.451	216-613	.352	433-636	.681	307	804	1111	37.0	608	454	396	93	212	2295	76.5

Games played: 30
 Points/game: 76.1
 FG Pct: 42.6
 3FG Pct: 34.9
 FT Pct: 69.8

Rebounds/game: 37.7
 Assists/game: 13.8
 Turnovers/game: 14.5
 Assist/turnover ratio: 1.0
 Steals/game: 6.7
 Blocks/game: 3.6

2018-19 Opponent Game-by-Game

Opponent	Date	Score		Total		3-Pointers		Free throws		Rebounds				pf	a	t/o	blk	stl	pts	avg
				fg-fga	pct	3fg-fga	pct	ft-fa	pct	off	def	tot	avg							
at CSUN	11/6/18	87-84	W	33-72	.458	7-20	.350	11-21	.524	16	25	41	41.0	27	18	14	1	13	84	84.0
IONA	11/13/18	90-83	W	24-60	.400	9-26	.346	26-36	.722	11	23	34	37.5	29	15	15	3	12	83	83.5
NM STATE	11/17/18	94-98	L	30-53	.566	12-23	.522	26-39	.667	10	21	31	35.3	28	12	14	1	6	98	88.3
UTEP	11/24/18	84-78	W	28-58	.483	8-19	.421	14-21	.667	16	21	37	35.8	26	12	17	7	7	78	85.8
at Bradley	12-01-18	85-75	W	25-58	.431	7-20	.350	18-29	.621	11	22	33	35.2	21	11	15	3	6	75	83.6
at NM State	12/04/18	65-100	L	35-71	.493	12-30	.400	18-26	.692	13	39	52	38.0	23	21	14	3	7	100	86.3
vs Saint Mary's	12/07/18	60-85	L	33-55	.600	6-18	.333	13-18	.722	6	32	38	38.0	20	17	15	5	2	85	86.1
COLORADO	12/11/18	75-78	L	26-62	.419	5-19	.263	21-32	.656	14	37	51	39.6	18	10	13	6	5	78	85.1
CENTRAL ARK.	12/16/18	82-70	W	28-71	.394	6-24	.250	8-13	.615	13	25	38	39.4	18	15	11	4	8	70	83.4
NORTH TEXAS	12/18/18	65-74	L	29-56	.518	6-17	.353	10-14	.714	10	21	31	38.6	23	14	17	1	16	74	82.5
PENN	12/22/18	65-75	L	29-61	.475	6-20	.300	11-18	.611	9	32	41	38.8	19	16	14	1	6	75	81.8
at University of the Southw	12/30/18	103-47	W	17-56	.304	4-11	.364	9-15	.600	7	26	33	38.3	13	13	18	4	4	47	78.9
at Air Force	01/02/19	65-58	W	24-63	.381	2-15	.133	8-12	.667	14	24	38	38.3	17	17	14	2	10	58	77.3
NEVADA	01/05/19	85-58	W	19-57	.333	4-22	.182	16-27	.593	10	27	37	38.2	18	11	14	5	3	58	75.9
UNLV	01/08/19	69-80	L	28-56	.500	6-13	.462	18-21	.857	11	23	34	37.9	19	15	10	1	6	80	76.2
at Colorado State	1/12/19	76-91	L	32-57	.561	7-15	.467	20-25	.800	4	27	31	37.5	21	26	9	4	7	91	77.1
at San Diego State	01-15-19	77-97	L	38-69	.551	10-23	.435	11-12	.917	14	24	38	37.5	19	30	13	2	6	97	78.3
WYOMING	01/19/19	83-53	W	19-54	.352	6-22	.273	9-18	.500	4	22	26	36.9	16	10	18	4	10	53	76.9
at UNLV	01/22/19	58-74	L	25-57	.439	14-25	.560	10-23	.435	12	29	41	37.1	15	16	11	4	4	74	76.7
UTAH STATE	01/26/19	66-68	L	27-55	.491	9-18	.500	5-11	.455	9	27	36	37.0	17	16	13	4	4	68	76.3
at Fresno State	02/02/19	70-82	L	28-63	.444	4-20	.200	22-32	.688	13	38	51	37.7	21	10	15	0	3	82	76.6
SAN DIEGO ST.	02/05/19	83-70	W	27-65	.415	2-10	.200	14-16	.875	15	19	34	37.5	24	9	16	6	6	70	76.3
at Nevada	02/09/19	62-91	L	34-68	.500	6-20	.300	17-24	.708	11	38	49	38.0	17	18	17	4	9	91	76.9
SAN JOSE ST.	02/13/19	92-60	W	24-68	.353	4-17	.235	8-15	.533	11	28	39	38.1	19	11	11	5	6	60	76.2
FRESNO STATE	02/16/19	73-81	L	25-61	.410	14-37	.378	17-22	.773	7	26	33	37.9	26	11	6	3	9	81	76.4
at Utah St.	02/20/19	55-71	L	26-70	.371	7-27	.259	12-17	.706	16	26	42	38.0	13	21	8	6	13	71	76.2
at San Jose St.	02/26/19	82-89	L	31-64	.484	11-22	.500	16-22	.727	9	28	37	38.0	15	23	14	2	10	89	76.7
COLORADO STATE	03/02/19	77-65	W	25-54	.463	4-15	.267	11-17	.647	4	22	26	37.6	22	9	10	0	7	65	76.2
BOISE ST.	03/06/19	73-72	W	27-57	.474	8-20	.400	10-11	.909	4	25	29	37.3	21	12	10	1	5	72	76.1
at Wyoming	03/09/19	81-88	L	27-52	.519	10-25	.400	24-29	.828	3	27	30	37.0	23	15	10	1	2	88	76.5
Opponents		2295		823-1823	.451	216-613	.352	433-636	.681	307	804	1111	37.0	608	454	396	93	212	2295	76.5
New Mexico		2282		763-1793	.426	275-788	.349	481-689	.698	340	790	1130	37.7	579	414	434	107	201	2282	76.1

Games played: 30
Points/game: 76.5
FG Pct: 45.1
3FG Pct: 35.2
FT Pct: 68.1

Rebounds/game: 37.0
Assists/game: 15.1
Turnovers/game: 13.2
Assist/turnover ratio: 1.1
Steals/game: 7.1
Blocks/game: 3.1

2018-19 SEASON STATISTICS

2018-19 Game-by-Game Highs

Opponent	Date	Score	Points	Rebounds	Assists	Steals	Blocked shots
at CSUN	11/6/18	87-84	16-MANIGAULT, Core	8-JACKSON, Vance	3-MATHIS, Anthony	2-MALUACH, Makua KUIPER, Dane JACKSON, Vance	3-EZZEDDINE, Karim
IONA	11/13/18	90-83	20-MANIGAULT, Core	12-JACKSON, Vance	3-KUIPER, Dane JACKSON, Vance PINCHUK, Vladimir MANIGAULT, Corey	2-MANIGAULT, Core	2-PINCHUK, Vladimir
NM STATE	11/17/18	94-98	27-JACKSON, Vance	6-JACKSON, Vance	4-DRINNON, Drue	2-MATHIS, Anthony PINCHUK, Vladimir JACKSON, Vance	2-PINCHUK, Vladimir
UTEP	11/24/18	84-78	18-MATHIS, Anthony	5-PINCHUK, Vladimir JACKSON, Vance	4-DRINNON, Drue JACKSON, Vance	2-MATHIS, Anthony	3-MALUACH, Makua
at Bradley	12-01-18	85-75	23-MATHIS, Anthony	11-MANIGAULT, Core	5-MATHIS, Anthony	2-McGEE, Keith MANIGAULT, Corey	None
at NM State	12/04/18	65-100	13-DRINNON, Drue	8-PINCHUK, Vladimir	1-KUIPER, Dane DRINNON, Drue MALUACH, Makua JACKSON, Vance PINCHUK, Vladimir McGEE, Keith EZZEDDINE, Karim	2-MATHIS, Anthony	2-PINCHUK, Vladimir
vs Saint Mary's	12/07/18	60-85	12-McGEE, Keith	8-JACKSON, Vance	2-PINCHUK, Vladimir EZZEDDINE, Karim	2-MATHIS, Anthony	1-DRINNON, Drue
COLORADO	12/11/18	75-78	23-MATHIS, Anthony	8-JACKSON, Vance	6-DRINNON, Drue	2-MATHIS, Anthony DRINNON, Drue	1-EZZEDDINE, Karim MALUACH, Makua McGEE, Keith
CENTRAL ARK.	12/16/18	82-70	22-MALUACH, Makua	9-EZZEDDINE, Karim	7-DRINNON, Drue	2-DRINNON, Drue	1-KUIPER, Dane MALUACH, Makua EZZEDDINE, Karim
NORTH TEXAS	12/18/18	65-74	20-MATHIS, Anthony	7-BRAGG, Carlton	5-MATHIS, Anthony	3-BRAGG, Carlton	2-EZZEDDINE, Karim
PENN	12/22/18	65-75	13-BRAGG, Carlton MATHIS, Anthony MANIGAULT, Corey	8-MANIGAULT, Core JACKSON, Vance	4-MATHIS, Anthony	2-BRAGG, Carlton EZZEDDINE, Karim	1-DRINNON, Drue MATHIS, Anthony
at University of the Southwe	12/30/18	103-47	18-MATHIS, Anthony	10-EZZEDDINE, Kari	12-DRINNON, Drue	4-KUIPER, Dane	2-BRAGG, Carlton PINCHUK, Vladimir
at Air Force	01/02/19	65-58	17-MATHIS, Anthony	9-BRAGG, Carlton	3-MATHIS, Anthony	2-EZZEDDINE, Karim MATHIS, Anthony KUIPER, Dane	2-BRAGG, Carlton
NEVADA	01/05/19	85-58	27-MATHIS, Anthony	12-BRAGG, Carlton	7-JACKSON, Vance	3-JACKSON, Vance	4-PINCHUK, Vladimir
UNLV	01/08/19	69-80	14-JACKSON, Vance	7-BRAGG, Carlton	4-MATHIS, Anthony	3-MANIGAULT, Core	1-JACKSON, Vance MANIGAULT, Corey
at Colorado State	1/12/19	76-91	18-JACKSON, Vance	12-JACKSON, Vance	5-McGEE, Keith	2-KUIPER, Dane	1-EZZEDDINE, Karim BRAGG, Carlton MATHIS, Anthony
at San Diego State	01-15-19	77-97	21-MATHIS, Anthony	6-JACKSON, Vance	5-MALUACH, Makua	2-EZZEDDINE, Karim	2-BRAGG, Carlton
WYOMING	01/19/19	83-53	16-BRAGG, Carlton	10-JACKSON, Vance	5-JACKSON, Vance	4-KUIPER, Dane	3-BRAGG, Carlton
at UNLV	01/22/19	58-74	16-JACKSON, Vance	12-BRAGG, Carlton	2-BRAGG, Carlton	3-JACKSON, Vance	1-MALUACH, Makua PINCHUK, Vladimir McGEE, Keith BRAGG, Carlton
UTAH STATE	01/26/19	66-68	18-BRAGG, Carlton	7-JACKSON, Vance	3-MALUACH, Makua KUIPER, Dane	3-McGEE, Keith	2-BRAGG, Carlton JACKSON, Vance
at Fresno State	02/02/19	70-82	19-MATHIS, Anthony	15-BRAGG, Carlton	3-MALUACH, Makua	2-MATHIS, Anthony MALUACH, Makua JACKSON, Vance	2-BRAGG, Carlton
SAN DIEGO ST.	02/05/19	83-70	19-McGEE, Keith	11-BRAGG, Carlton	4-MATHIS, Anthony	2-BRAGG, Carlton McGEE, Keith	3-MALUACH, Makua
at Nevada	02/09/19	62-91	19-MALUACH, Makua	8-BRAGG, Carlton	4-JACKSON, Vance	2-MATHIS, Anthony	1-MANIGAULT, Core
SAN JOSE ST.	02/13/19	92-60	20-McGEE, Keith	7-PINCHUK, Vladimir	5-KUIPER, Dane JACKSON, Vance	2-PERCY, Tavian	3-PINCHUK, Vladimir
FRESNO STATE	02/16/19	73-81	30-JACKSON, Vance	10-BRAGG, Carlton	2-MALUACH, Makua DRINNON, Drue BRAGG, Carlton	1-KUIPER, Dane	2-BRAGG, Carlton
at Utah St.	02/20/19	55-71	20-MATHIS, Anthony	9-JACKSON, Vance	5-MALUACH, Makua	3-MANIGAULT, Core	2-BRAGG, Carlton
at San Jose St.	02/26/19	82-89	25-McGEE, Keith	16-BRAGG, Carlton	5-MALUACH, Makua McGEE, Keith	2-MATHIS, Anthony	2-BRAGG, Carlton
COLORADO STATE	03/02/19	77-65	23-MALUACH, Makua	14-BRAGG, Carlton	4-MATHIS, Anthony JACKSON, Vance	3-BRAGG, Carlton	1-KUIPER, Dane BRAGG, Carlton
BOISE ST.	03/06/19	73-72	19-MANIGAULT, Core	9-BRAGG, Carlton	4-DRINNON, Drue	2-JACKSON, Vance	3-BRAGG, Carlton
at Wyoming	03/09/19	81-88	22-BRAGG, Carlton	20-BRAGG, Carlton	3-JACKSON, Vance MALUACH, Makua	3-BRAGG, Carlton	1-MALUACH, Makua

LAST TIME OUT/LAST TIME THEY MET

MARCH 9, 2019 - NEW MEXICO 81, WYOMING 88 - Laramie, Wyo.

Bragg Goes 20/20, Mathis Ties Record, UNM Falls at Wyoming

LARAMIE, Wyo. --- Despite falling on the road at Wyoming on Saturday evening by a score of 88-81, redshirt-junior Carlton Bragg became the first Lobo to rack up 20 rebounds since 2012 and senior Anthony Mathis tied a UNM program record 102 3-pointers.

Bragg led UNM with 22 points and 20 rebounds while Mathis' 102nd 3-pointer of the season ties the overall program record for most threes in a single season which has stood since the 1998-99 season when Kevin Henry collected 102.

The last time a Lobo registered at least 20 points and 20 rebounds was on Feb. 18, 2012 when Drew Gordon hit 27 points and posted 20 boards in a 65-45 win over UNLV in The Pit.

With the loss, the Lobos' final regular-season record is 13-17, 7-11 MW. Following the conclusion of play across the league on Saturday, UNM is slated to be the seventh seed in the 2019 Mountain West Championships, taking on 10th-seed Wyoming (7-23, 3-14 MW) on Wednesday in the first round in Las Vegas, Nev. at 1:30 p.m.

"As hurtful as this loss may be, part of the tip of the cap is that Wyoming played terrific," head coach Paul Weir said. "I thought they were exceptional, you have to give credit. Hunter Thompson ... A.J. Banks - those guys were great players tonight and quite frankly we didn't respond to that, we didn't match that."

Wyoming took a small lead early after the Cowboys' Senior Night celebration prior to tipoff seemed to ignite a spark in the squad, specifically in senior and leading scorer Justin James. James scored the first five straight points to get Wyoming out to a 5-0 lead on a jumper and a three within 42 seconds. The Lobos followed with a 5-0 run from Bragg on a jumper, a layup and a free throw to make it 5-5 for the first tie of the game.

The squads went on to tie the score five times in the contest that saw four lead changes.

Wyoming slowly got out by as many as 10 points, 34-24, with 6:35 remaining in the first half before the Lobos went on a 10-0 run over 2:05 sparked by a jumper from sophomore Makuach Maluach. The run tied the matchup 34-34 and included a pair of free throws for Mathis and a triple from senior Dane Kuiper before Mathis capped the run with his first three of the night.

The teams knotted the score again at 36-36 with 3:32 left in the half and James followed with a three to put the Cowboys back up by three. Redshirt-sophomore Vance Jackson followed with a dunk and a steal before Maluach drained a three to give UNM its first lead of the game, 41-39 with 2:28 left in the first half.

Jackson finished the game with 13 points and 11 rebounds for his fifth double-double of the season.

The Lobos looked to be headed into the break with a two-point advantage, but with seven seconds left on the clock, Banks hit a three and UNM went into the locker room down one, 42-41.

Both James and Bragg stood out in the first half as James collected 20 points shooting 8-for-17 from the floor and 3-for-6 from behind the arc. Bragg went into the locker room with his third double-double of the season after scoring 11 points on 5-for-6 from the field and 10 rebounds.

Bragg scored 11 more points in the second half while James was limited to just eight.

The Lobos opened the second half with a layup from Jackson, assisted by Bragg, to make it 43-42 in favor of UNM. The teams traded shots and ultimately tied the game for the fifth and final time with 18:57 on the clock at 45-45 on another layup by Bragg, this time assisted by Jackson.

UNM trailed by just four with 9:57 left, 64-60, after a Bragg dunk, but Wyoming responded with a dunk of its own and proceeded on a 6-0 run to again make it a 10-point game.

The Lobos started fouling to stop the clock with 1:38 left and down by six (77-71) but Wyoming went 11-1 from the stripe down the stretch to hold off UNM en route to the eventual seven-point final, 88-81.

The teams combined for 46 fouls on the night with Mathis fouling out and Bragg and McGee each collecting four while the Cowboys had three players in foul trouble with four.

Wyoming was led by five players to score in double figures including James (28), Banks (20), Thompson (14), Jake Hendricks (11) and Jordan Naughton (10).

The Lobos were led by Bragg (22), Maluach (18), Jackson (13) and Mathis (12).

On the night, UNM was outshot 51.9 - 40.0 percent from the floor and 40.0 - 37.5 percent from 3-point range. The Cowboys also went 82.8 percent from the stripe (24-29) compared to 69.0 percent for the Lobos (20-29). UNM did however, outrebound the Cowboys 42-30 marking the fourth straight game that the Lobos have collected more boards.

New Mexico is set to return to action on Wednesday at 1:30 p.m. in Las Vegas, Nev. as it takes on Wyoming in the first round.

Official Basketball Box Score - Game Totals - Final Statistics													
New Mexico vs Wyoming													
03/09/19 4:02 pm at Laramie, Wyo. (Arena-Auditorium)													
New Mexico 81 • 13-17, 7-11 MW													
#	Player	Total	3-Ptr	Rebounds			PF	TP	A	TO	Blk	Stl	Min
		FG-FGA	FG-FGA	FT-FTA	Off	Def	Tot						
35	BRAGG, Carlton	9-16	0-0	4-5	7	13	20	4	22	1	0	0	31
02	JACKSON, Vance	4-12	1-6	4-8	2	9	11	3	13	3	4	0	1
10	MALUACH, Makuach	5-8	3-4	5-7	0	0	0	1	18	3	1	1	33
14	KUIPER, Dane	2-4	2-2	0-0	1	1	2	2	6	0	1	0	18
32	MATHIS, Anthony	2-8	2-6	6-7	0	2	2	5	12	2	2	0	35
01	MANIGAULT, Corey	2-7	0-0	0-0	4	1	5	2	4	2	1	0	17
03	McGEE, Keith	1-8	0-4	1-2	1	0	1	4	3	1	1	0	20
15	PINCHUK, Vladimir	0-0	0-0	0-0	0	0	0	0	0	0	0	0	5
22	DRINNON, Druce	1-2	1-2	0-0	0	0	0	2	3	2	0	0	12
	Team				1	0	1			2			
	Totals	26-65	9-24	20-29	16	26	42	23	81	14	12	1	6
	FG % 1st Half:	13-29	44.8%	2nd half:	13-36	36.1%	Game:	26-65	40.0%				Deadball
	3FG % 1st Half:	5-11	45.5%	2nd half:	4-13	30.8%	Game:	9-24	37.5%				Rebounds
	FT % 1st Half:	10-14	71.4%	2nd half:	10-15	66.7%	Game:	20-29	69.0%				5
Wyoming 88 • 8-23, 4-14 MW													
#	Player	Total	3-Ptr	Rebounds			PF	TP	A	TO	Blk	Stl	Min
		FG-FGA	FG-FGA	FT-FTA	Off	Def	Tot						
13	Trevon Taylor	0-5	0-4	2-2	0	1	1	4	2	0	0	0	1
33	Jordan Naughton	4-4	0-0	2-2	0	1	1	4	10	1	1	0	17
00	HENDRICKS, Jake	3-6	2-5	3-4	0	2	2	4	11	3	1	0	1
01	Justin James	11-24	3-9	3-4	2	10	12	1	28	3	3	0	40
02	A.J. Banks	5-7	1-1	9-11	0	4	4	3	20	5	3	0	39
10	Hunter Thompson	3-4	3-4	5-6	0	3	3	2	14	2	2	1	0
11	Trace Young	0-1	0-1	0-0	0	1	1	2	0	0	0	0	4
22	Brandon Porter	1-1	1-1	0-0	0	1	1	3	3	1	0	0	8
	Team				1	4	5						
	Totals	27-52	10-25	24-29	3	27	30	23	88	15	10	1	2
	FG % 1st Half:	15-32	46.9%	2nd half:	12-20	60.0%	Game:	27-52	51.9%				Deadball
	3FG % 1st Half:	8-17	47.1%	2nd half:	2-8	25.0%	Game:	10-25	40.0%				Rebounds
	FT % 1st Half:	4-4	100.0	2nd half:	20-25	80.0%	Game:	24-29	82.8%				1
Officials: David Hall, Rick Randall, Kelly Pfeiffer													
Technical fouls: New Mexico-BRAGG, Carlton, Wyoming-A.J. Banks.													
Attendance: 4113													
Score by periods				1st	2nd	Total							
New Mexico				41	40	81							
Wyoming				42	46	88							

OPPONENT NUMERICAL ROSTER/STATS

WYOMING 2018-19 ROSTER

No.	Name	Pos.	Ht.	Wt.	Cl.	Exp.	Hometown / Previous School
0	Jake Hendricks	G	6-5	170	Jr.	JC	Smithfield, Utah (Coll. of Southern Idaho)
1	Justin James	G	6-7	190	Sr.	3L	Port Saint Lucie, Fla. (Oldsmar Christian)
2	A.J. Banks	G	6-2	163	Jr.	JC	Las Vegas, Nev. (Pratt CC (Kan.))
5	Tariq Johnson	G	6-5	206	Fr.	HS	College Park, Md. (Mt. Zion Prep)
10	Hunter Thompson	F	6-10	235	RFr.	RS	Pine Bluffs, Wyo. (Pine Bluffs)
11	Trace Young	G/F	6-9	179	Fr.	HS	Owensboro, Ky. (Mt. Zion Prep)
12	Bradley Belt	G	6-4	199	Fr.	HS	Huntsville, Ala. (Washington Academy)
13	Trevon "TJ" Taylor	G/F	6-6	197	Fr.	HS	Chesapeake, Va. (Hillcrest Prep)
14	Austin Mueller	F	6-6	210	So.	1L	Highlands Ranch, Colo. (Thunder Ridge)
22	Brandon Porter	F	6-8	193	Fr.	HS	Virginia Beach, Va. (Washington Academy)
24	Hunter Maldonado	G	6-7	200	So.	1L	Colorado Springs, Colo. (Vista Ridge)
33	Jordan Naughton	F	6-10	234	Sr.	3L	Rancho Cucamonga, Calif. (Etiwanda)
40	KC Henry	G	6-0	195	RSo.	HS	Lingle, Wyo. (Lingle-Ft. Laramie)
55	Haize Fornstrom	G	6-4	185	Fr.	HS	Pine Bluffs, Wyo. (Pine Bluffs)

WYOMING 2018-19 STATISTICS

RECORD:	OVERALL	HOME	AWAY	NEUTRAL
ALL GAMES	8-23	6-10	1-11	1-2
CONFERENCE	4-14	3-6	1-8	0-0
NON-CONFERENCE	4-9	3-4	0-3	1-2

#	Player	gp-gs	min	avg	Total			3-Point			F-Throw			Rebounds			pf	dq	a	to	blk	stl	pts	avg
					fg	fga	fg%	3fg	3fga	3fg%	ft	fta	ft%	off	def	tot								
01	JAMES, Justin	31-31	1183	38.2	220-538	.409	46-162	.284	189-254	.744	32	234	266	8.6	64	0	137	126	17	47	675	21.8		
24	MALDONADO, Hunter	8-5	260	32.5	42-100	.420	11-33	.333	15-24	.625	12	42	54	6.8	21	1	18	16	4	9	110	13.8		
00	HENDRICKS, Jake	22-19	789	35.9	77-193	.399	64-157	.408	21-32	.656	3	58	61	2.8	57	1	23	22	0	22	239	10.9		
10	THOMPSON, Hunter	26-22	733	28.2	77-178	.433	39-101	.386	40-56	.714	5	69	74	2.8	89	5	21	44	13	6	233	9.0		
11	YOUNG, Trace	19-13	463	24.4	49-120	.408	26-70	.371	8-17	.471	7	57	64	3.4	34	1	14	42	7	14	132	6.9		
13	TAYLOR, TJ	30-21	811	27.0	61-139	.439	17-55	.309	59-78	.756	21	74	95	3.2	75	0	20	48	11	17	198	6.6		
03	REDDING, Nyaires	9-9	258	28.7	15-42	.357	4-18	.222	23-27	.852	3	17	20	2.2	23	1	17	11	1	5	57	6.3		
02	BANKS, A.J.	31-17	728	23.5	54-106	.509	11-33	.333	40-54	.741	10	77	87	2.8	42	0	45	47	13	29	159	5.1		
33	NAUGHTON, Jordan	21-9	319	15.2	26-55	.473	0-1	.000	38-52	.731	11	28	39	1.9	49	3	9	20	9	4	90	4.3		
14	MUELLER, Austin	8-8	236	29.5	10-29	.345	2-9	.222	9-12	.750	5	24	29	3.6	29	3	5	14	5	8	31	3.9		
22	PORTER, Brandon	30-1	277	9.2	27-73	.370	15-43	.349	8-13	.615	8	26	34	1.1	56	2	5	29	3	9	77	2.6		
34	DUNG, Lwal	4-0	37	9.3	3-5	.600	0-2	.000	1-3	.333	1	4	5	1.3	4	0	1	1	0	0	7	1.8		
05	JOHNSON, Tariq	9-0	71	7.9	3-13	.231	2-7	.286	5-8	.625	2	3	5	0.6	8	0	0	0	0	0	13	1.4		
55	FORNSTROM, Haize	12-0	54	4.5	5-10	.500	3-7	.429	3-3	1.000	1	7	8	0.7	10	0	2	1	0	1	16	1.3		
40	HENRY, KC	4-0	6	1.5	0-0	.000	0-0	.000	0-0	.000	0	1	1	0.3	1	0	0	0	0	0	0	0.0		
Team											45	60	105					9						
Total.....		31	6225		669-1601	.418	240-698	.344	459-633	.725	166	781	947	30.5	562	17	317	434	83	171	2037	65.7		
Opponents.....		31	6225		812-1816	.447	257-738	.348	452-614	.736	316	857	1173	37.8	587	-	460	377	88	211	2333	75.3		

TEAM STATISTICS	WY	OPP
SCORING	2037	2333
Points per game	65.7	75.3
Scoring margin	-9.5	-
FIELD GOALS-ATT	669-1601	812-1816
Field goal pct	.418	.447
3 POINT FG-ATT	240-698	257-738
3-point FG pct	.344	.348
3-pt FG made per game	7.7	8.3
FREE THROWS-ATT	459-633	452-614
Free throw pct	.725	.736
F-Throws made per game	14.8	14.6
REBOUNDS	947	1173
Rebounds per game	30.5	37.8
Rebounding margin	-7.3	-
ASSISTS	317	460
Assists per game	10.2	14.8
TURNOVERS	434	377
Turnovers per game	14.0	12.2
Turnover margin	-1.8	-
Assist/turnover ratio	0.7	1.2
STEALS	171	211
Steals per game	5.5	6.8
BLOCKS	83	88
Blocks per game	2.7	2.8
ATTENDANCE	63383	66316
Home games-Avg/Game	16-3961	12-5341
Neutral site-Avg/Game	-	3-742

Score by Periods	1st	2nd	OT	Totals
Wyoming	919	1103	15	2037
Opponents	1134	1181	18	2333

Date	Opponent	Score	Att
11/06/18	UC SANTA BARBARA	L 66-76	3373
11/10/18	at Oregon St.	L 64-83	3931
11/14/18	GRAMBLING STATE	w 86-78	3374
11/16/18	NIAGARA	L 67-72	3793
11/19/18	vs Boston College	L 76-88	975
11/21/18	vs Richmond	w 68-66	1250
11/28/18	at Evansville	L 78-86	4709
12/1/18	NORTHERN COLORADO	L 80-85	4046
12/05/18	SOUTH CAROLINA	w 73-64	3657
12/11/18	DENVER	Lot 87-90	3422
12/21/18	vs ETSU	L 53-76	0
12/22/18	at UTEP	L 65-76	0
12/29/18	DIXIE STATE	w 65-63	3626
* 01/02/19	BOISE STATE	L 55-69	3395
* 01/05/19	at UNLV	L 56-68	7903
* 01-08-19	at SAN DIEGO STATE	L 54-84	10130
* 01/12/19	UTAH STATE	L 55-71	3426
* 01/19/19	at New Mexico	L 53-83	11744
* 01/23/19	SAN JOSE STATE	w 59-46	5787
* 01/26/19	at Boise State	L 52-77	5093
* 01/30/19	FRESNO STATE	L 62-75	3606
* 02/06/19	at Air Force	L 76-81	1798
* 02/09/19	COLORADO STATE	w 74-66	5055
* 02/13/19	at Utah State	L 59-76	5458
* 02/16/19	NEVADA	L 49-82	5287
* 02/19/19	UNLV	L 56-66	3432
* 2/23/19	at Colorado State	L 48-83	5026
* 02/27/19	at Fresno State	L 60-71	5339
* 03/02/19	AIR FORCE	L 72-80	3991
* 03/06/19	at San Jose St.	w 81-71	2960
* 03/09/19	NEW MEXICO	w 88-81	4113

* = Conference game

2018-19 OPPONENT MOUNTAIN WEST STATISTICS

RECORD:	OVERALL	HOME	AWAY	NEUTRAL
ALL GAMES	4-14	3-6	1-8	0-0
CONFERENCE	4-14	3-6	1-8	0-0
NON-CONFERENCE	0-0	0-0	0-0	0-0

#	Player	gp-gs	min	avg	Total		3-Point		F-Throw		Rebounds			pf	dq	a	to	blk	stl	pts	avg			
					fg-fga	fg%	3fg-fga	3fg%	ft-fa	ft%	off	def	tot											
01	JAMES, Justin	18-18	691	38.4	130-313	.415	32-108	.296	92-125	.736	15	130	145	8.1	40	0	80	74	12	27	384	21.3		
00	HENDRICKS, Jake	10-9	373	37.3	33-88	.375	30-77	.390	6-11	.545	2	28	30	3.0	22	0	11	10	0	10	102	10.2		
10	THOMPSON, Hunter	18-15	503	27.9	41-106	.387	23-66	.348	28-40	.700	5	38	43	2.4	59	3	15	27	11	2	133	7.4		
02	BANKS, A.J.	18-15	548	30.4	42-78	.538	8-27	.296	29-42	.690	5	57	62	3.4	27	0	37	39	10	22	121	6.7		
11	YOUNG, Trace	18-12	432	24.0	43-110	.391	22-63	.349	8-17	.471	6	52	58	3.2	31	1	13	41	7	13	116	6.4		
13	TAYLOR, TJ	18-15	546	30.3	37-97	.381	12-45	.267	29-35	.829	8	43	51	2.8	50	0	14	28	4	9	115	6.4		
33	NAUGHTON, Jordan	18-6	264	14.7	24-45	.533	0-0	.000	28-39	.718	9	25	34	1.9	43	3	9	16	5	4	76	4.2		
22	PORTER, Brandon	18-0	183	10.2	16-41	.390	10-28	.357	4-6	.667	5	15	20	1.1	33	1	4	17	1	5	46	2.6		
55	FORNSTROM, Haize	12-0	54	4.5	5-10	.500	3-7	.429	3-3	1.000	1	7	8	0.7	10	0	2	1	0	1	16	1.3		
40	HENRY, KC	4-0	6	1.5	0-0	.000	0-0	.000	0-0	.000	0	1	1	0.3	1	0	0	0	0	0	0	0.0		
Team											23	36	59											
Total.....		18	3600		371-888	.418	140-421	.333	227-318	.714	79	432	511	28.4	316	8	185	259	50	93	1109	61.6		
Opponents.....		18	3600		460-1030	.447	155-437	.355	255-352	.724	189	479	668	37.1	297	-	271	205	42	135	1330	73.9		

TEAM STATISTICS	WY	OPP	Date	Opponent	Score	Att.
SCORING	1109	1330	* 01/02/19	BOISE STATE	L 55-69	3395
Points per game	61.6	73.9	* 01/05/19	at UNLV	L 56-68	7903
Scoring margin	-12.3	-	* 01-08-19	at SAN DIEGO STATE	L 54-84	10130
FIELD GOALS-ATT	371-888	460-1030	* 01/12/19	UTAH STATE	L 55-71	3426
Field goal pct	.418	.447	* 01/19/19	at New Mexico	L 53-83	11744
3 POINT FG-ATT	140-421	155-437	* 01/23/19	SAN JOSE STATE	w 59-46	5787
3-point FG pct	.333	.355	* 01/26/19	at Boise State	L 52-77	5093
3-pt FG made per game	7.8	8.6	* 01/30/19	FRESNO STATE	L 62-75	3606
FREE THROWS-ATT	227-318	255-352	* 02/06/19	at Air Force	L 76-81	1798
Free throw pct	.714	.724	* 02/09/19	COLORADO STATE	w 74-66	5055
F-Throws made per game	12.6	14.2	* 02/13/19	at Utah State	L 59-76	5458
REBOUNDS	511	668	* 02/16/19	NEVADA	L 49-82	5287
Rebounds per game	28.4	37.1	* 02/19/19	UNLV	L 56-66	3432
Rebounding margin	-8.7	-	* 2/23/19	at Colorado State	L 48-83	5026
ASSISTS	185	271	* 02/27/19	at Fresno State	L 60-71	5339
Assists per game	10.3	15.1	* 03/02/19	AIR FORCE	L 72-80	3991
TURNOVERS	259	205	* 03/06/19	at San Jose St.	w 81-71	2960
Turnovers per game	14.4	11.4	* 03/09/19	NEW MEXICO	w 88-81	4113
Turnover margin	-3.0	-	* = Conference game			
Assist/turnover ratio	0.7	1.3				
STEALS	93	135				
Steals per game	5.2	7.5				
BLOCKS	50	42				
Blocks per game	2.8	2.3				
ATTENDANCE	38092	55451				
Home games-Avg/Game	9-4232	9-6161				
Neutral site-Avg/Game	-	0-0				

Score by Periods	1st	2nd	Totals
Wyoming	524	585	1109
Opponents	639	691	1330

CHARTING THE NUMBERS

	Season	Career at UNM
Double-Digit Scoring Games		
Dane Kuiper	8	23 (15-8)
Anthony Mathis	23	51 (27-24)
Makuach Maluach	15	27 (17-10)
Vladimir Pinchuk	3	6 (4-2)
Corey Manigault	10	10 (5-5)
Vance Jackson	20	20 (8-12)
Keith McGee	11	11 (6-5)
Karim Ezzeddine	2	2 (1-1)
Drue Drinnon	1	1 (0-1)
Carlton Bragg	12	12 (4-8)
Tavian Percy	1	1 (1-0)

40-Point Games

30-Point Games

Vance Jackson	1	1 (0-1)
---------------	---	---------

20-Point Games

Dane Kuiper	-	1 (0-1)
Makuach Maluach	2	4 (2-2)
Anthony Mathis	7	10 (4-6)
Corey Manigault	2	2 (1-1)
Vance Jackson	1	1 (0-1)
Keith McGee	2	2 (1-1)
Carlton Bragg	1	1 (0-1)

Scoring Leaders

Dane Kuiper	-	2 (0-2)
Anthony Mathis	11	20 (9-11)
Makuach Maluach	3	7 (4-3)
Corey Manigault	4	4 (3-1)
Vance Jackson	5	5 (0-5)
Drue Drinnon	1	1 (0-1)
Keith McGee	4	4 (2-2)
Carlton Bragg	4	4 (1-3)

10+ Rebound Games

Corey Manigault	3	3 (3-0)
Vance Jackson	5	5 (3-2)
Karim Ezzeddine	1	1 (1-0)
Carlton Bragg	8	8 (3-5)
Makuach Maluach	1	1 (1-0)

Rebounding Leaders		
Vladimir Pinchuk	4	5 (3-2)
Dane Kuiper	-	1 (0-1)
Vance Jackson	11	11 (4-7)
Corey Manigault	2	2 (1-1)
Karim Ezzeddine	2	2 (2-0)
Carlton Bragg	13	13 (5-8)

Double-Doubles

Vance Jackson	5	5 (3-2)
Corey Manigault	2	2 (2-0)
Carlton Bragg	3	3 (0-3)
Makuach Maluach	1	1 (1-0)

Assist Leaders

Dane Kuiper	4	10 (7-3)
Anthony Mathis	9	11 (7-4)
Vladimir Pinchuk	3	3 (1-2)
Vance Jackson	8	8 (4-4)
Corey Manigault	1	1 (1-0)
Drue Drinnon	8	8 (4-4)
Karim Ezzeddine	2	2 (0-2)
Keith McGee	3	3 (0-3)
Makuach Maluach	8	8 (0-8)
Carlton Bragg	2	2 (0-2)

* () Team's record in those games

2018-19 DUNK TRACKER

Player	Overall	MW
Corey Manigault	6	3
Vance Jackson	2	2
Keith McGee	4	3
Makuach Maluach	3	1
Dane Kuiper	5	2
Vladimir Pinchuk	3	-
Jordan Arroyo	1	-
Carlton Bragg	14	12

SCORING MARGIN BREAKDOWN

Total	1	2	3	4	5	6	7	8	9	10	11-15	16-20	21+
Win	1	0	1	0	0	1	2	0	0	1	3	0	4
Loss	0	1	1	1	0	0	2	1	1	1	3	3	3

UNM INDIVIDUAL GAME HIGHS

Points	30	JACKSON, Vance vs Fresno State (02/16/19)
	27	MATHIS, Anthony vs Nevada (01/05/19)
	27	JACKSON, Vance vs NM State (11/17/18)
	25	McGEE, Keith at San Jose St. (02/26/19)
	23	MALUACH, Makuach vs Colorado State (03/02/19)
	23	MATHIS, Anthony vs Colorado (12/11/18)
	23	MATHIS, Anthony at Bradley (12-01-18)
Field Goals Made	10	McGEE, Keith at San Jose St. (02/26/19)
	9	BRAGG, Carlton at Wyoming (03/09/19)
Field Goal Att.	19	McGEE, Keith at San Jose St. (02/26/19)
	19	MATHIS, Anthony vs Nevada (01/05/19)
FG Pct (min 5 made)	.857 (6-7)	MATHIS, Anthony vs NM State (11/17/18)
	.800 (8-10)	MANIGAULT, Corey vs San Jose St. (02/13/19)
	.800 (8-10)	McGEE, Keith vs San Diego St. (02/05/19)
3-Point FG Made	7	MATHIS, Anthony vs Colorado (12/11/18)
	7	MATHIS, Anthony at Bradley (12-01-18)
3-Point FG Att.	15	MATHIS, Anthony vs Central Ark. (12/16/18)
	14	MATHIS, Anthony vs Nevada (01/05/19)
	14	MATHIS, Anthony at Bradley (12-01-18)
3-Pt FG Pct (min 2 made)	1.000 (4-4)	MATHIS, Anthony vs UTEP (11/24/18)
	1.000 (2-2)	KUIPER, Dane at Wyoming (03/09/19)
	1.000 (2-2)	KUIPER, Dane vs NM State (11/17/18)
Free Throws Made	11	MATHIS, Anthony vs North Texas (12/18/18)
	10	JACKSON, Vance vs Fresno State (02/16/19)
	10	MANIGAULT, Corey at Bradley (12-01-18)
Free Throw Att.	11	JACKSON, Vance vs Fresno State (02/16/19)
	11	MATHIS, Anthony vs North Texas (12/18/18)
	11	MANIGAULT, Corey at Bradley (12-01-18)
	11	MANIGAULT, Corey vs Iona (11/13/18)
FT Pct (min 3 made)	1.000 (11-11)	MATHIS, Anthony vs North Texas (12/18/18)
	1.000 (9-9)	MANIGAULT, Corey vs Boise St. (03/06/19)
	1.000 (6-6)	MATHIS, Anthony vs Colorado State (03/02/19)
	1.000 (6-6)	MATHIS, Anthony vs San Diego St. (02/05/19)
	1.000 (6-6)	MANIGAULT, Corey vs NM State (11/17/18)
	1.000 (6-6)	MATHIS, Anthony vs NM State (11/17/18)
	1.000 (4-4)	McGEE, Keith vs Colorado State (03/02/19)
	1.000 (4-4)	MATHIS, Anthony vs Fresno State (02/16/19)
	1.000 (4-4)	MATHIS, Anthony vs Wyoming (01/19/19)
	1.000 (4-4)	BRAGG, Carlton at San Diego State (01-15-19)
	1.000 (4-4)	MALUACH, Makuach vs UNLV (01/08/19)
	1.000 (4-4)	MATHIS, Anthony at Air Force (01/02/19)
	1.000 (4-4)	BRAGG, Carlton vs North Texas (12/18/18)
	1.000 (4-4)	EZZEDDINE, Karim vs Central Ark. (12/16/18)
	1.000 (4-4)	McGEE, Keith vs UTEP (11/24/18)
	1.000 (4-4)	McGEE, Keith vs Iona (11/13/18)
	1.000 (3-3)	MALUACH, Makuach at Nevada (02/09/19)
	1.000 (3-3)	MANIGAULT, Corey at Fresno State (02/02/19)
	1.000 (3-3)	KUIPER, Dane vs Colorado (12/11/18)
Rebounds	20	BRAGG, Carlton at Wyoming (03/09/19)
	16	BRAGG, Carlton at San Jose St. (02/26/19)
Assists	12	DRINNON, Drue at University of the Southwest (12/30/18)
	7	JACKSON, Vance vs Nevada (01/05/19)
	7	DRINNON, Drue vs Central Ark. (12/16/18)

UNM AND OPPONENT TEAM HIGHS AND LOWS

NEW MEXICO - TEAM GAME HIGHS

POINTS	103	at University of the Southwest (12/30/18)
	94	NM STATE (11/17/18)
	92	SAN JOSE ST. (02/13/19)
	90	IONA (11/13/18)
	87	at CSUN (11/6/18)
FIELD GOALS MADE	38	at University of the Southwest (12/30/18)
	33	at San Jose St. (02/26/19)
FIELD GOAL ATTEMPTS	82	at San Jose St. (02/26/19)
	79	at University of the Southwest (12/30/18)
FIELD GOAL PERCENTAGE	.596 (31-52)	NM STATE (11/17/18)
	.538 (28-52)	SAN DIEGO ST. (02/05/19)
3 PT FIELD GOALS MADE	14	SAN JOSE ST. (02/13/19)
	13	at San Diego State (01-15-19)
	13	at University of the Southwest (12/30/18)
3 PT FG ATTEMPTS	37	at Fresno State (02/02/19)
	36	at University of the Southwest (12/30/18)
	36	CENTRAL ARK. (12/16/18)
3 PT FG PERCENTAGE	.611 (11-18)	UTEP (11/24/18)
	.550 (11-20)	NM STATE (11/17/18)
FREE THROWS MADE	28	FRESNO STATE (02/16/19)
	26	NORTH TEXAS (12/18/18)
FREE THROW ATTEMPTS	38	IONA (11/13/18)
	37	FRESNO STATE (02/16/19)
FREE THROW PERCENTAGE	.875 (21-24)	at Bradley (12-01-18)
	.864 (19-22)	UNLV (01/08/19)
REBOUNDS	54	at University of the Southwest (12/30/18)
	53	at San Jose St. (02/26/19)
ASSISTS	29	at University of the Southwest (12/30/18)
	20	WYOMING (01/19/19)
STEALS	13	at University of the Southwest (12/30/18)
	9	SAN DIEGO ST. (02/05/19)
	9	at Fresno State (02/02/19)
	9	WYOMING (01/19/19)
	9	at Air Force (01/02/19)
	9	NORTH TEXAS (12/18/18)
BLOCKED SHOTS	7	at University of the Southwest (12/30/18)
	7	UTEP (11/24/18)
TURNOVERS	21	NORTH TEXAS (12/18/18)
	20	at Nevada (02/09/19)
	20	IONA (11/13/18)
	20	at CSUN (11/6/18)
FOULS	30	NM STATE (11/17/18)
	25	COLORADO (12/11/18)

OPPONENT - TEAM GAME HIGHS

POINTS	100	at NM State (12/04/18)
	98	NM STATE (11/17/18)
	97	at San Diego State (01-15-19)
	91	at Nevada (02/09/19)
	91	at Colorado State (1/12/19)
FIELD GOALS MADE	38	at San Diego State (01-15-19)
	35	at NM State (12/04/18)
FIELD GOAL ATTEMPTS	72	at CSUN (11/6/18)
	71	CENTRAL ARK. (12/16/18)
	71	at NM State (12/04/18)
FIELD GOAL PERCENTAGE	.600 (33-55)	vs Saint Mary's (12/07/18)
	.566 (30-53)	NM STATE (11/17/18)
3 PT FIELD GOALS MADE	14	FRESNO STATE (02/16/19)
	14	at UNLV (01/22/19)
3 PT FG ATTEMPTS	37	FRESNO STATE (02/16/19)
	30	at NM State (12/04/18)
3 PT FG PERCENTAGE	.560 (14-25)	at UNLV (01/22/19)
	.522 (12-23)	NM STATE (11/17/18)
FREE THROWS MADE	26	NM STATE (11/17/18)
	26	IONA (11/13/18)
FREE THROW ATTEMPTS	39	NM STATE (11/17/18)
	36	IONA (11/13/18)
FREE THROW PERCENTAGE	.917 (11-12)	at San Diego State (01-15-19)
	.909 (10-11)	BOISE ST. (03/06/19)
REBOUNDS	52	at NM State (12/04/18)
	51	at Fresno State (02/02/19)
	51	COLORADO (12/11/18)
ASSISTS	30	at San Diego State (01-15-19)
	26	at Colorado State (1/12/19)
STEALS	16	NORTH TEXAS (12/18/18)
	13	at Utah St. (02/20/19)
	13	at CSUN (11/6/18)
BLOCKED SHOTS	7	UTEP (11/24/18)
	6	at Utah St. (02/20/19)
	6	SAN DIEGO ST. (02/05/19)
	6	COLORADO (12/11/18)
TURNOVERS	18	WYOMING (01/19/19)
	18	at University of the Southwest (12/30/18)
FOULS	29	IONA (11/13/18)
	28	NM STATE (11/17/18)

NEW MEXICO - TEAM GAME LOWS

POINTS	55	at Utah St. (02/20/19)
	58	at UNLV (01/22/19)
	60	vs Saint Mary's (12/07/18)
	62	at Nevada (02/09/19)
	65	at NM State (12/04/18)
	65	NORTH TEXAS (12/18/18)
	65	PENN (12/22/18)
	65	at Air Force (01/02/19)
FIELD GOALS MADE	16	NORTH TEXAS (12/18/18)
	18	at NM State (12/04/18)
FIELD GOAL ATTEMPTS	44	NORTH TEXAS (12/18/18)
	50	FRESNO STATE (02/16/19)
	50	at Utah St. (02/20/19)
FIELD GOAL PERCENTAGE	.281 (18-64)	at NM State (12/04/18)
	.319 (22-69)	at Fresno State (02/02/19)
3 PT FIELD GOALS MADE	4	vs Saint Mary's (12/07/18)
	4	UNLV (01/08/19)
3 PT FG ATTEMPTS	17	FRESNO STATE (02/16/19)
	18	UTEP (11/24/18)
	18	UNLV (01/08/19)
	18	COLORADO STATE (03/02/19)
3 PT FG PERCENTAGE	.154 (4-26)	vs Saint Mary's (12/07/18)
	.216 (8-37)	at Fresno State (02/02/19)
FREE THROWS MADE	7	COLORADO (12/11/18)
	8	at UNLV (01/22/19)
	8	at Utah St. (02/20/19)
	8	at San Jose St. (02/26/19)
FREE THROW ATTEMPTS	12	at Utah St. (02/20/19)
	14	COLORADO (12/11/18)
FREE THROW PERCENTAGE	.421 (8-19)	at San Jose St. (02/26/19)
	.435 (10-23)	PENN (12/22/18)
REBOUNDS	22	NM STATE (11/17/18)
	25	at San Diego State (01-15-19)
ASSISTS	6	at UNLV (01/22/19)
	7	at NM State (12/04/18)
	7	at Fresno State (02/02/19)
STEALS	1	FRESNO STATE (02/16/19)
	3	at Colorado State (1/12/19)
	3	UTAH STATE (01/26/19)
BLOCKED SHOTS	0	at Bradley (12-01-18)
	1	vs Saint Mary's (12/07/18)
	1	at Nevada (02/09/19)
	1	at Wyoming (03/09/19)
TURNOVERS	9	COLORADO (12/11/18)
	9	NEVADA (01/05/19)

OPPONENT - TEAM GAME LOWS

POINTS	47	at University of the Southwest (12/30/18)
	53	WYOMING (01/19/19)
	58	at Air Force (01/02/19)
	58	NEVADA (01/05/19)
	60	SAN JOSE ST. (02/13/19)
FIELD GOALS MADE	17	at University of the Southwest (12/30/18)
	19	NEVADA (01/05/19)
	19	WYOMING (01/19/19)
FIELD GOAL ATTEMPTS	52	at Wyoming (03/09/19)
	53	NM STATE (11/17/18)
FIELD GOAL PERCENTAGE	.304 (17-56)	at University of the Southwest (12/30/18)
	.333 (19-57)	NEVADA (01/05/19)
3 PT FIELD GOALS MADE	2	at Air Force (01/02/19)
	2	SAN DIEGO ST. (02/05/19)
3 PT FG ATTEMPTS	10	SAN DIEGO ST. (02/05/19)
	11	at University of the Southwest (12/30/18)
3 PT FG PERCENTAGE	.133 (2-15)	at Air Force (01/02/19)
	.182 (4-22)	NEVADA (01/05/19)
FREE THROWS MADE	5	UTAH STATE (01/26/19)
	8	CENTRAL ARK. (12/16/18)
	8	at Air Force (01/02/19)
	8	SAN JOSE ST. (02/13/19)
FREE THROW ATTEMPTS	11	UTAH STATE (01/26/19)
	11	BOISE ST. (03/06/19)
FREE THROW PERCENTAGE	.435 (10-23)	at UNLV (01/22/19)
	.455 (5-11)	UTAH STATE (01/26/19)
REBOUNDS	26	WYOMING (01/19/19)
	26	COLORADO STATE (03/02/19)
ASSISTS	9	SAN DIEGO ST. (02/05/19)
	9	COLORADO STATE (03/02/19)
STEALS	2	vs Saint Mary's (12/07/18)
	2	at Wyoming (03/09/19)
BLOCKED SHOTS	0	at Fresno State (02/02/19)
	0	COLORADO STATE (03/02/19)
TURNOVERS	6	FRESNO STATE (02/16/19)
	8	at Utah St. (02/20/19)
FOULS	13	at University of the Southwest (12/30/18)
	13	at Utah St. (02/20/19)

THE LAST TIME IT HAPPENED

NEW MEXICO

As A Team:

Scored 100 Points:	103 - vs Southwest (12-30-18)
Scored 90-99 Points:	92 - vs San José State (2-13-19)
Scored 80-89 Points:	81 - at Wyoming (3-9-19)
Scored Less Than 50 Points:	46 - at Arizona (12-20-16)
Scored Less Than 40 Points:	34 - at #25 San Diego State (1-26-13)
Won By 40 Points:	W, 103-47 - vs Southwest (12-30-18)
Won By 30 Points:	W, 92-60 - vs San José State (2-13-19)
Won By 20 Points:	W, 85-58 - vs No. 5/6 Nevada (1-5-19)
Lost By 20-29 Points:	L, 91-62 - at No. 6 Nevada (2-9-19)
Lost By 30 Points:	L, 100-65 - at NM State (12-4-18)
Shot 65% Or Better:	69.2% (27-39) - at Air Force (1-15-05)
Shot 60% Or Better:	60.7% (37-61) - at Colorado State (2-28-18)
Shot Less Than 35%:	33.3% (22-66) - at No. 6 Nevada (2-9-19)
Shot Less Than 30%:	28.1% (18-64) - at NM State (12-4-18)
Shot 60% 3FG Or Better:	61.1% (11-18) - vs UTEP (11-24-18)
Shot Less Than 30% 3FG:	23.5% (8-34) - at San José State (2-26-19)
Made 10 Three-Pointers:	10 (10-26) - vs Boise State (2-9-19)
Shot 100% on Free Throws:	100% (14-14) - vs. Maryland (11-25-17)
Shot 95% On Free Throws:	95.5% (21-22) - at Boise State (1-17-17)
Shot 85% On Free Throws:	86.4 (19-22) - vs UNLV (1-8-19)
Shot Less Than 50% On FTs:	42.1% (8-19) - at San José State (2-26-19)
Had 50 Rebounds:	53 - at San José State (2-26-19)
Had 20 Offensive Rebounds:	26 - at San José State (2-26-19)
Had 40 Assists:	40 - Northern N.M. (11-11-17)
Had 20 Assists:	20 - vs Wyoming (1-19-19)
Had 20 Turnovers:	20 - at No. 6 Nevada (2-9-19)
Had Less Than 10 Turnovers:	9 - vs No. 5/6 Nevada (1-5-19)
Had 10 Steals:	13 - vs Southwest (12-30-18)
Had 10 Blocks:	12 - vs. UMass (11-22-13)
Had Two or More 20-Point Scorers:	vs NM State (11-17-18) Vance Jackson (27) & Anthony Mathis (22) & Corey Manigault (20)
Had 7 Double-Digit Scorers:	(7) - at Colorado State (2-28-18)
Had 6 Double-Digit Scorers:	(6) - vs Wyoming (1-19-19)
Had 5 Double-Digit Scorers:	(5) - vs Iona (11-13-18)
Had No Double-Digit Scorers:	at San Diego State (1-6-15)
Had Two 10+ Rebounders:	at Wyoming (3-9-19) Carlton Bragg (20) & Vance Jackson (11)
Had Three 10+ Rebounders:	vs Colorado State (3-2-19) Carlton Bragg (14), Corey Manigault (11), Makuach Maluach (10)
Scored 50 Points In 1st Half:	50 - vs Southwest (12-30-18)
Scored 50 Points In 2nd Half:	50 - vs San José State (2-13-19)
Scored 60 Points In 2nd Half:	64 - at Wyoming (2-20-18)
Scored 20 Or Fewer Points In 1st Half:	16 - at Arizona (12-20-16)
Scored 20 Or Fewer Points In 2nd Half:	15 - at #25 San Diego State (1-26-13)
Failed To Make a 3FG:	(0-10) - vs. Washington State (12-25-15)
Defeated a Ranked Team:	W, 85-58 - vs No. 5/6 Nevada (1-5-19)
Lost To a Ranked Team:	L, 91-62 - at No. 6 Nevada (2-9-19)
Won an OT Game:	W, 95-86 vs Fresno State (3-3-18)
Lost an OT Game:	L, 105-104 vs. Nevada (1-7-17)
Won a 2OT Game:	W, 97-94 vs. UAB (11-21-13)
Lost a 2OT Game:	L, 73-76 at Dayton (1-1-10)
Won a 3OT Game:	W, 104-99, Fresno State (3-8-96)
Lost a 3OT Game:	Never
As An Individual:	
Had a Triple-Double:	Luc Longley (17 pts, 14 rebs, 10 assts) vs. Penn State (3-28-90)
Had a Double-Double (Pts/Reb):	at Wyoming (3-9-19) Carlton Bragg (22/20) and Vance Jackson (13/11)
Had a Double-Double (Pts/Asst):	Antino Jackson (10 pts & 10 assts) at Air Force (2-10-18)
Scored 20+ Pts with 10+ Rebs:	Makuach Maluach (23 pts & 10 rebs) vs Colorado State (3-2-19)
Scored 20+ Pts with 20+ Rebs:	Carlton Bragg (22 pts & 20 rebs) at Wyoming (3-9-19)
Scored 30 Points:	Vance Jackson (30) vs. Fresno State (2-16-19)
Scored 30 Points (MW Only):	Vance Jackson (30) vs. Fresno State (2-16-19)
Scored 20 Points:	Anthony Mathis (20) vs North Texas (12-18-18)
Scored 20 Points (MW Only):	Carlton Bragg (22) at Wyoming (3-9-19)
Had 20 Rebounds:	Carlton Bragg (20) at Wyoming (3-9-19)
Had 15 Rebounds:	Carlton Bragg (16) - at San José State (2-26-19)
Had 10 Assists:	Drue Drinnon (12) - vs Southwest (12-30-18)
Had 5 Steals:	Joe Furstinger (5) - vs San José State (1-6-18)
Had 5 Blocks:	Joe Furstinger (5) - vs Boise State (2-6-18)

VERSUS NEW MEXICO

As A Team:

Scored 100 Points:	100 - at NM State (12-4-18)
Scored 90 Points:	91 - at No. 6 Nevada (2-9-19)
Scored 80-89 Points:	88 - at Wyoming (3-9-19)
Scored Less Than 50 Points:	47 - vs Southwest (12-30-18)
Scored Less Than 40 Points:	38 - Wyoming (2-11-12)
Shot 50% Or Better:	51.9% (27-52) - at Wyoming (3-9-19)
Shot Less Than 35%:	33.3% (19-57) - vs No. 5/6 Nevada (1-5-19)
Shot Less Than 30%:	26.3% (15-57) - UAPB (12-17-16)
Shot 50% 3FG Or Better:	50.0% (11-22) - at San José State (2-26-19)
Shot Less Than 20% 3FG:	18.2% (4-22) - vs No. 5/6 Nevada (1-5-19)
Made 10 Three-Pointers:	10 (10-25) - at Wyoming (3-9-19)
Shot 75% On Free Throws:	82.8% (24-29) - at Wyoming (3-9-19)
Shot Less Than 50% On FTs:	45.5% (5-11) - vs Utah State (1-26-19)
Had 50 Rebounds:	51 - at Fresno State (2-2-19)
Had 20 Offensive Rebounds:	25 - at New Mexico State (11-17-17)
Had 20 Assists:	23 - at San José State (2-26-19)
Had 20 Turnovers:	23 - vs Utah State (2-14-18)
Had Less Than 10 Turnovers:	8 - at Utah State (2-20-19)
Had 10 Steals:	10 - at San José State (2-26-19)
Had 10 Blocks:	11 - at USC (11-21-15)
Had 40-Point and 20-Point Scorers:	Nevada (1-7-17) Jordan Caroline (45) & Marcus Marshall (26) vs NM State (11-17-18)
Had 30-Point and 20-Point Scorers:	AJ Harris (31) & Terrell Brown (20) vs Boise State (3-6-19)
Had Two or More 20-Point Scorers:	Justinian Jessup (23) & Derrick Alston (23) (6) - at No. 6 Nevada (2-9-19)
Had 6 Double-Digit Scorers:	(5) - at Wyoming (3-9-19)
Had 5 Double-Digit Scorers:	ULM (12-13-14)
Had No Double-Digit Scorers:	at NM State (12-4-18)
Had Two 10+ Rebounders:	Ivan Aurrecochea (11) & Eli Chuha (10) 51 - at No. 6 Nevada (2-9-19)
Scored 50+ Points In 1st Half:	51 - at No. 6 Nevada (2-9-19)
Scored 50+ Points In 2nd Half:	53 - at San Diego State (1-15-19)
Scored 20 Or Less Points In 1st Half:	19 - vs Southwest (12-30-18)
Scored 20 Or Less In 2nd Half:	19 - New Mexico State (12-3-14)
Scored 15 Or Less Points In 1st Half:	11 - UAPB (12-17-16)
Failed To Make a 3FG:	(0-7) - New Mexico State (12-16-15)
As An Individual:	
Had a Triple-Double:	Ethan Telfair (25 pts, 12 rebs, 10 assts) Idaho State (11-11-16) at Wyoming (3-9-19)
Had a Double-Double (Pts/Reb):	Justin James (28 pts, 12 rebs) Dominic Artis (13 pts & 12 Assists) UTEP (12-7-16)
Had a Double-Double (Pts/Asst):	Justin James (28 pts, 12 rebs) at Wyoming (3-9-19)
Had 20+ Points & 10+ Rebounds:	Derrick Marks Boise State
Scored 30+ Points in Back-to-Back Games Vs. UNM:	31 points (1-18-15) & 30 points (2-24-15) Jordan Caroline (45) - Nevada (1-7-17)
Scored 40 Points:	Jordan Caroline (45) - Nevada (1-7-17)
Scored 40 Points (MW Only):	AJ Harris (31) - vs NM State (11-17-18)
Scored 30 Points:	Louis Adams (31) - at Wyoming (2-20-18)
Scored 30 Points (MW Only):	AJ Brodeur (20) - vs Penn (12-22-18)
Scored 20 Points:	at Wyoming (3-9-19)
Scored 20 Points (MW Only):	Justin James (28)
Had 20 Rebounds:	Ryan Watkins (22) - Boise State (1-21-14)
Had 15 Rebounds:	Nate Grimes (19) - at Fresno State (2-2-19)
Had 10 Assists:	Dominic Artis (12) - UTEP (12-7-16)
Had 5 Steals:	Brae Ivey (6) - at San José State (2-26-19)
Had 5 Blocks:	Tyler Bey (5) - vs Colorado (12-11-18)

CONFERENCE TOURNAMENT HISTORY

Western Athletic Conference

1984 (No. 3 seed)

Site: Albuquerque

New Mexico 56, Utah 45

Site: El Paso

New Mexico 64, BYU 55

UTEP 44, New Mexico 38 (championship)

1985 (No. 3 seed)

Site: Albuquerque

New Mexico 62, Colorado State 56

Site: El Paso

San Diego State 98, New Mexico 84

1986 (No. 5 seed at Laramie, Wyo.)

New Mexico 79, BYU 68

Wyoming 56, New Mexico 54

1987 (No. 3 seed at Albuquerque)

New Mexico 92, Colorado State 77

New Mexico 93, BYU 86

Wyoming 64, New Mexico 62 (championship)

1988 (No. 5 seed at Provo, Utah)

UTEP 74, New Mexico 61

1989 (No. 3 seed at Salt Lake City)

New Mexico 74, Air Force 60

UTEP 89, New Mexico 57

1990 (No. 5 seed at El Paso)

UTEP 78, New Mexico 61

1991 (No. 3 seed at Laramie, Wyo.)

Hawai'i 68, New Mexico 67

1992 (No. 3 seed at Fort Collins, Colo.)

New Mexico 89, Wyoming 83

UTEP 83, New Mexico 72

1993 (No. 3 seed at Delta Center / Salt Lake City)

New Mexico 72, Fresno State 48

New Mexico 68, BYU 59

New Mexico 76, UTEP 65 (championship)

1994 (No. 1 seed at Delta Center / Salt Lake City)

New Mexico 61, San Diego State 46

Hawai'i 61, New Mexico 58

1995 (No. 5 seed at Albuquerque)

New Mexico 63, Wyoming 56

Utah 86, New Mexico 50

1996 (No. 2 seed at Albuquerque)

New Mexico 94, San Diego State 75

New Mexico 104, Fresno State 99 (3OT)

New Mexico 64, Utah 60 (championship)

1997 (No. 3 seed - Mountain Division - Las Vegas)

New Mexico 103, San Jose State 70

New Mexico 65, Hawai'i 57

Utah 72, New Mexico 70

1998 (No. 2 seed - Mountain Division - Las Vegas)

New Mexico 60, Tulsa 59

New Mexico 80, TCU 73

UNLV 56, New Mexico 51 (championship)

1999 (No. 2 seed - Pacific Division - Las Vegas)

New Mexico 51, Rice 49

New Mexico 57, SMU 56

Utah 60, New Mexico 45 (championship)

Mountain West

2000 (No. 3 seed at Las Vegas)

BYU 55, New Mexico 43

2001 (No. 4 seed at Las Vegas)

New Mexico 76, Colorado State 65

New Mexico 56, Utah 53

BYU 69, New Mexico 65 (championship)

2002 (No. 6 seed at Las Vegas)

UNLV 120, New Mexico 117 (2OT)

2003 (No. 7 seed at Las Vegas)

BYU 71, New Mexico 56

2004 (No. 5 seed at Denver)

UNLV 55, New Mexico 53

2005 (No. 2 seed at Denver)

New Mexico 85, BYU 71

New Mexico 77, San Diego State 67

New Mexico 60, Utah 56 (championship)

2006 (No. 5 seed at Denver)

UNLV 65, New Mexico 64

2007 (No. 9 seed at Las Vegas)

TCU 62, New Mexico 54

2008 (No. 3 seed at Las Vegas)

Utah 82, New Mexico 80 (OT)

2009 (No. 3 seed at Las Vegas)

Wyoming 75, New Mexico 67

2010 (No. 1 seed at Las Vegas)

New Mexico 75, Air Force 69

San Diego State 72, New Mexico 69

2011 (No. 5 seed at Las Vegas)

New Mexico 67, Colorado State 61

BYU 87, New Mexico 76

2012 (No. 2 seed at Las Vegas)

New Mexico 79, Air Force 64

New Mexico 72, UNLV 67

New Mexico 68, San Diego State 59 (championship)

2013 (No. 1 seed at Las Vegas)

New Mexico 59, Wyoming 46

New Mexico 60, San Diego State 50

New Mexico 63, UNLV 56 (championship)

2014 (No. 2 seed at Las Vegas)

New Mexico 93, Fresno State 77

New Mexico 70, Boise State 67

New Mexico 64, San Diego State 58 (championship)

2015 (No. 8 seed at Las Vegas)

New Mexico 61, Air Force 68

2016 (No. 4 seed at Las Vegas)

New Mexico 62, Nevada 64

2017 (No. 5 seed at Las Vegas)

New Mexico 60, Fresno State 65

2018 (No. 3 seed at Las Vegas)

New Mexico 85, Wyoming 75

New Mexico 83, Utah State 68

Sana Diego State 82, New Mexico 75 (championship)

CONFERENCE TOURNAMENT RECORD BREAKDOWN

Overall: 40-29 / 18-15 MW

First Round: 1-3 / 0-3 MW

Quarterfinals: 21-11 / 8-8 MW

Semifinals: 12-9 / 6-2 MW

Championship: 6-6 / 4-2 MW

vs. Air Force 3-1 / 2-1 MW

vs. Boise State..... 1-0 / 1-0 MW

vs. BYU 5-4 / 1-4 MW

vs. Colorado State..... 4-0 / 2-0 MW

vs. Fresno State 3-1 / 1-1 MW

vs. UNLV..... 2-4 / 2-3 MW

vs. Nevada 0-1 / 0-1 MW

vs. San Diego State 6-3 / 4-2 MW

vs. TCU 1-1 / 0-1 MW

vs. Utah..... 4-4 / 2-1 MW

vs. Utah State 1-0 / 1-0 MW

vs. Wyoming 4-3 / 2-1 MW

vs. Hawai'i 1-2

vs. Rice..... 1-0

vs. San José State..... 1-0

vs. SMU..... 1-0

vs. UTEP..... 1-5

vs. Tulsa 1-0

at Albuquerque..... 8-2

at Denver 3-2 / 3-2 MW

at El Paso 1-3

at Fort Collins 1-1

at Laramie..... 1-2

at Las Vegas 21-16 / 15-13 MW

at Provo 0-1

at Salt Lake City 5-2

LOBO RECORDS IN CONFERENCE TOURNAMENTS

INDIVIDUAL

Points	33, Clayton Shields vs. San Diego State, March 7, 1996
FGM	12, Tim Garrett vs. Brigham Young, March 9, 1984 12, Ike Williams vs. Brigham Young, March 12, 1993 12, Ruben Douglas vs. UNLV, March 7, 2002
FGA	26, Hunter Greene vs. San Diego State, March 8, 1985
FG% (5 made)	85.7 (6-7), Will Scott vs. Texas-El Paso, March 13, 1992 85.7 (12-14), Ike Williams vs. Brigham Young, March 12, 1993 85.7 (6-7), Royce Olney vs. Fresno State, March 8, 1996 85.7 (6-7), Troy Simons vs. Wyoming, March 8, 2018 85.7 (6-7), Joe Furstinger vs. Utah State, March 9, 2018
3-Pt. FGM	5, Rob Robbins vs. Air Force, March 9, 1989 5, Rob Robbins vs. Texas-El Paso, March 8, 1990 5, Clayton Shields vs. San Diego State, March 7, 1996 5, Royce Olney vs. San Jose State, March 4, 1997 5, Tony Snell vs. San Diego State, March 15, 2013 5, Tony Snell at UNLV, March 16, 2013
3-Pt. FGA	12, Marlow White vs. Utah, March 10, 1995
3-Pt. FG %	71.4 (5-7), Royce Olney vs. San Jose State, March 4, 1997 71.4 (5-7), Tony Snell at UNLV, March 16, 2013
FTM	15, Cameron Bairstow vs. Boise State, March 14, 2014
FTA	18, Cameron Bairstow vs. Boise State, March 14, 2014
FT% (8 made)	100.0 (10-10), Steve Logan vs. Texas-El Paso, March 13, 1993 100.0 (8-8), Charles Smith vs. Fresno State, March 8, 1996 100.0 (8-8), Ruben Douglas vs. Colorado State, March 8, 2001
Rebounds	18, Lewis LaMar vs. San Diego State, March 10, 1994
Assists	12, Mark Walters vs. Brigham Young, March 10, 2005
Blocks	5, Danny Granger vs. San Diego State, March 11, 2005
Steals	6, Charles Smith vs. Fresno State, March 8, 1996 6, David Gibson vs. TCU, March 6, 1998

TEAM

Points	117 vs. UNLV, March 7, 2002
FGM	46 vs. UNLV, March 7, 2002
FGA	87 vs. UNLV, March 7, 2002
FG%	65.6 (42-64) vs. San José State, March 4, 1997
3-Pt. FGM	12 vs. San Diego State, March 7, 1996 12 vs. Fresno State, March 8, 1996
3-Pt. FGA	31 vs. Hawai'i, March 11, 1994
3-Pt. FG%	55.6 (10-18) vs. BYU, March 10, 2005
FTM	31 vs. Fresno State, March 13, 2014 31 vs. Air Force, March 8, 2012
FTA	38 vs. Fresno State, March 13, 2014 38 vs. Utah, March 13, 2008
FT% (10 made)	92.9 (13-14) vs. UNLV, March 11, 2004
Rebounds	60 vs. UNLV, March 7, 2002
Assists	26 vs. BYU, March 10, 2005
Blocks	6 vs. Fresno State, March 13, 2013 6 vs. Texas-El Paso, March 13, 1992 6 vs. Fresno State, March 8, 1996
Steals	15 vs. Fresno State, March 8, 1996 15 vs. TCU, March 6, 1998
Largest Winning Margin	33 (103-70) vs. San Jose State, March 4, 1997
Largest Losing Margin	36 (86-50) vs. Utah, March 10, 1995



Kenny Thomas
WAC Tournament MVP • 1996 & 1998



Danny Granger
2005 MW Tournament MVP



Drew Gordon
2012 MW Tournament MVP



Tony Snell
2013 MW Tournament MVP



Cameron Bairstow
2014 MW Tournament MVP

LOBO 3-POINT RECORDS

Team

MOST 3-POINT FIELD GOALS / GAME

20 vs. Santa Clara, Nov. 13, 2004

MOST 3-POINT FIELD GOALS ATTEMPTED / GAME

42 vs. New Mexico State, Dec. 11, 1993

3-POINT FIELD GOAL PERCENTAGE / GAME

81.8 percent (9-11) vs. Texas Tech, December 15, 2007

MOST 3-POINT FIELD GOALS / CONFERENCE GAME

17 vs. Utah, Feb. 24, 2007

MOST 3-POINT FIELD GOALS ATTEMPTED / CONFERENCE GAME

37 at Fresno State, Feb. 2, 2019
36 vs. San José State, Jan. 6, 2018

3-POINT FIELD GOAL PERCENTAGE / CONFERENCE GAME

77.8 percent (7-9) at TCU, Jan. 24, 2009

MOST 3-POINT FIELD GOALS / SEASON

367, 2017-18

MOST 3-POINT FIELD GOALS ATTEMPTED / SEASON

979, 2017-18

HIGHEST 3-POINT FIELD GOAL PERCENTAGE / SEASON

43.4 percent (157-362), 1988-89

MOST 3-POINT FIELD GOALS / CONFERENCE SEASON

202, 2017-18

MOST 3-POINT FIELD GOALS ATTEMPTED / CONFERENCE SEASON

506, 2017-18

HIGHEST 3-POINT FIELD GOAL PERCENTAGE / CONFERENCE SEASON

45.7 (69-151), 1988-89 (16 games)

Year-by-Year 3-pt FG% Leaders

Year	Player	FGM	FGA	Pct.
1986-87	Kelly Graves	71	166	.428
1987-88	Rob Robbins	40	100	.400
1988-89	Rob Robbins	83	169	.491
1989-90	Darrell McGee	58	149	.389
1990-91	Rob Robbins	71	170	.418
1991-92	Willie Banks	33	76	.434
1992-93	Ike Williams	71	155	.458
1993-94	Greg Brown	80	192	.417
1994-95	Clayton Shields	32	88	.364
1995-96	Royce Olney	38	87	.437
1996-97	Clayton Shields	96	226	.425
1997-98	Royce Olney	80	156	.513
1998-99	Kevin Henry	102	239	.427
1999-00	Lamont Long	57	154	.370
2000-01	Ruben Douglas	58	143	.406
2001-02	Tim Lightfoot	39	80	.488
2002-03	Javin Tindall	53	126	.421
2003-04	Troy DeVries	54	121	.446
2004-05	Troy DeVries	93	206	.451
2005-06	Mark Walters	57	151	.377
2006-07	Chad Toppert	85	183	.464
2007-08	Jamaal Smith	38	78	.487
2008-09	Roman Martinez	69	165	.418
2009-10	Roman Martinez	99	240	.413
2010-11	Kendall Williams	55	129	.426
2011-12	Phillip McDonald	47	107	.439
2012-13	Tony Snell	64	164	.390
2013-14	Kendall Williams	63	162	.389
2014-15	Hugh Greenwood	72	211	.341
2015-16	Elijah Brown	89	226	.394
2016-17	Elijah Brown	68	206	.330
2017-18	Anthony Mathis	98	207	.473

Individual

MOST 3-POINT FIELD GOALS / GAME

10, Kendall Williams at Colorado State, Feb. 23, 2013
9, Ruben Douglas vs. Pacific, Nov. 23, 2001
9, Javin Tindall at UNLV, Jan. 31, 2004
8, Marlow White vs. Simon Fraser, Nov. 21, 1993
8, Clayton Shields vs. TCU, Jan. 5, 1998
8, Royce Olney vs. UTEP, Feb. 19, 1998
8, Ruben Douglas vs. UNLV, Jan. 27, 2003
8, Roman Martinez vs. San Diego, Dec. 9, 2009

MOST 3-POINT FIELD GOALS ATTEMPTED / GAME

17, Elijah Brown at Air Force, Feb. 20, 2016
15, Rob Robbins vs. Wyoming, Jan. 5, 1991
15, Ruben Douglas vs. UNLV, Jan. 27, 2003
15, Anthony Mathis vs. Central Arkansas, Dec. 16, 2018

3-POINT FIELD GOAL PERCENTAGE / GAME (Minimum 5 made)

1.000 (5-5), Anthony Mathis vs. Fresno State, March 3, 2018
88.9 (8-9), Roman Martinez vs. San Diego, Dec. 9, 2009
88.9 (8-9), Clayton Shields vs. TCU, Jan. 5, 1998

MOST 3-POINT FIELD GOALS / CONFERENCE GAME

10, Kendall Williams at Colorado State, Feb. 23, 2013
9, Javin Tindall at UNLV, Jan. 31, 2004
8, Royce Olney vs. UTEP, Feb. 19, 1998
8, Ruben Douglas vs. UNLV, Jan. 27, 2003

MOST 3-POINT FIELD GOALS ATTEMPTED / CONFERENCE GAME

17, Elijah Brown at Air Force, Feb. 20, 2016
15, Rob Robbins vs. Wyoming, Jan. 5, 1991
15, Ruben Douglas vs. UNLV, Jan. 27, 2003

MOST 3-POINT FIELD GOALS / SEASON

102, Kevin Henry, 1998-99
102, Anthony Mathis, 2018-19

MOST 3-POINT FIELD GOALS ATTEMPTED / SEASON

240, Roman Martinez, 2009-10
239, Anthony Mathis, 2018-19

HIGHEST 3-POINT FIELD GOAL PERCENTAGE / SEASON

51.3 percent (80-156), Royce Olney, 1997-98

MOST 3-POINT FIELD GOALS / CONFERENCE SEASON

66, Anthony Mathis, 2017-18
59, Marlow White, 1993-94
59, Ruben Douglas, 2002-03

MOST 3-POINT FIELD GOALS ATTEMPTED / CONFERENCE SEASON*

144, Marlow White, 1993-94

***142, Anthony Mathis, 2018-19**

HIGHEST 3-POINT FIELD GOAL PERCENTAGE / CONFERENCE SEASON

59.3 percent (48-81), Royce Olney, 1997-98

CONSECUTIVE GAMES, 3-POINT SHOT MADE

35, Ruben Douglas, last 7 games of 2001-02; all of 2002-03
29, Troy DeVries, 2004-05
27, Charles Smith, 1996-97
23, Anthony Mathis, 2018-19
22, Ike Williams, 1992-93
21, Lamont Long, 1999-00
21, Chad Toppert, 2007-08
19, Chad Toppert, 2008-09
19, Elijah Brown, 2015-16
19, Anthony Mathis, 2017-18

Bold: 2017-18 Stat
Bold/Underline: 2018-19 Stat

3-pt FGs - Individual


3-POINT FIELD GOALS MADE / GAME

1.	10	Kendall Williams at Colorado State	Feb. 23, 2013
2.	9	Ruben Douglas vs. Pacific	Nov. 23, 2001
	9	Javin Tindall at UNLV	Jan. 31, 2004
4.	8	Marlow White vs. Simon Fraser	Nov. 21, 1993
	8	Clayton Shields vs. TCU	Jan. 5, 1998
	8	Royce Olney vs. UTEP	Feb. 19, 1998
	8	Ruben Douglas vs. UNLV	Jan. 27, 2003
	8	Roman Martinez vs. San Diego	Dec. 9, 2009
9.	7	13 times, last by Anthony Mathis vs. Utah State*	Feb. 14, 2018

***Anthony Mathis has hit 7 threes twice this season (Dec. 1 at Bradley and Dec. 11 vs Colorado)**

3-POINT FIELD GOALS ATTEMPTED / GAME

1.	17	Elijah Brown at Air Force	Feb. 20, 2016
2.	15	Anthony Mathis	Dec. 16, 2018
	15	Rob Robbins vs. Wyoming	Jan. 5, 1991
	15	Ruben Douglas vs. UNLV	Jan. 27, 2003
4.	14	Kevin Henry vs. Fresno State	Feb. 13, 1999
	14	Ruben Douglas vs. Pacific	Nov. 23, 2001
6.	13	Tony Snell at Air Force	March 9, 2013
	13	Kendall Williams at Colorado State	Feb. 23, 2013
	13	Rob Robbins vs. Texas-El Paso	Feb. 23, 1991
	13	Steve Logan vs. New Mexico State	Nov. 30, 1991
	13	Kevin Henry vs. New Hampshire	Dec. 28, 1998
	13	Mark Walters at New Mexico State	Dec. 3, 2005
	13	J.R. Giddens vs. Pepperdine	Dec. 29, 2006



Marlow White



Royce Olney

Bold: 2017-18 Stat
Bold/Underline: 2018-19 Stat

Three-Point Field Goals

3-POINT FIELD GOALS MADE / SEASON

Rk.	Player	Year	No.
1.	Anthony Mathis	2018-19	102
	Kevin Henry	1998-99	102
3.	Roman Martinez	2009-10	99
4.	Anthony Mathis	2017-18	98
5.	Clayton Shields	1996-97	96
6.	Marlow White	1993-94	94
	Ruben Douglas	2002-03	94
8.	Troy DeVries	2004-05	93
9.	Clayton Shields	1997-98	90
10.	Elijah Brown	2015-16	89

3-POINT FIELD GOALS ATTEMPTED / SEASON

Rk.	Player	Year	No.
1.	Roman Martinez	2009-10	240
2.	Anthony Mathis	2018-19	239
	Kevin Henry	1998-99	239
4.	Ruben Douglas	2002-03	238
5.	Marlow White	1993-94	237
6.	Clayton Shields	1996-97	226
	Elijah Brown	2015-16	226
8.	Clayton Shields	1997-98	221
9.	Marlow White	1994-95	211
	Hugh Greenwood	2014-15	211

3-POINT FIELD GOALS MADE / CAREER

Rk.	Player	Years	No.
1.	Clayton Shields	1994-98	285
2.	Chad Toppert	2005-09	266
3.	Rob Robbins	1987-91	264
4.	Anthony Mathis	2015-pr.	218
	Ruben Douglas	2000-03	218
6.	Phillip McDonald	2008-12	207
	Charles Smith	1993-97	207
8.	Kendall Williams	2010-14	205
	Roman Martinez	2006-10	205
10.	Kevin Henry	1997-00	197
11.	Hugh Greenwood	2011-15	187

3-POINT FIELD GOALS ATTEMPTED / CAREER

Rk.	Player	Years	No.
1.	Clayton Shields	1994-98	699
2.	Rob Robbins	1987-91	636
3.	Chad Toppert	2005-09	606
4.	Charles Smith	1993-97	605
5.	Kendall Williams	2010-14	539
6.	Ruben Douglas	2000-03	528
7.	Kevin Henry	1997-00	515
8.	Roman Martinez	2006-10	507
9.	Anthony Mathis	2015-pr.	499
10.	Marlow White	1993-95	448

3-POINT FIELD GOAL PERCENTAGE / SEASON

Rk.	Player	Year	FG-FGA	Pct.
1.	Royce Olney	1997-98	80-156	.513
2.	Rob Robbins	1988-89	83-169	.491
3.	Tim Lightfoot	2001-02	39-80	.488
4.	Jamaal Smith	2007-08	38-78	.487
5.	Chad Toppert	2007-08	85-177	.480
6.	Anthony Mathis	2017-18	98-207	.473
7.	Chad Toppert	2006-07	85-183	.464
8.	Ike Williams	1992-93	71-155	.458
9.	Troy DeVries	2004-05	93-206	.451
10.	Ruben Douglas	2001-02	66-147	.449

3-POINT FIELD GOAL PERCENTAGE / CAREER

Rk.	Player	Years	FG-FGA	Pct.
1.	Troy DeVries	2003-05	147-327	.450
2.	Willie Banks	1988-92	78-177	.441
3.	Chad Toppert	2005-09	266-606	.439
4.	Anthony Mathis	2015-pr.	218-499	.437
5.	Kelly Graves	1985-87	71-166	.427
6.	Royce Olney	1994-98	174-408	.426
7.	Greg Brown	1992-94	131-311	.421
8.	Javin Tindall	2002-04	125-298	.419
9.	Rob Robbins	1987-91	264-636	.415
10.	Ruben Douglas	2000-03	218-528	.413

WELCOME TO THE PIT, A MILE HIGH AND LOUDER THAN...



WHAT THEY ARE SAYING ABOUT THE PIT

"What a terrific atmosphere for college basketball. Great building... Great history... 18,000 screaming fans. It's big time college hoops, baby!"
- Dick Vitale, ESPN

"I consider the game we played in Albuquerque in 1978 one of the most exciting of my career. The Pit is the toughest place to play because of their tremendous atmosphere."
-Jim Boeheim, Syracuse head coach

"When you go into a place like The Pit, there will be challenge different from a regular road game. The crowd can dictate the tempo and momentum. The Pit crowd forces you to be patient."
-Lute Olsen, former Arizona head coach

"A mile high but 37 feet underground, the Pit in Albuquerque has been the site of many mind-blowing college basketball games, including North Carolina State's upset of Houston in '83 and just about any New Mexico home game. The noise created by fans, which has been measured at 125 decibels -- the pain threshold for the human ear is 130 -- is a palpable force."
-Sports Illustrated

- Voted one of "The Top Five Loudest, Most Intimidating Places to Play" by NCAA.com
- Ranked in the top 20 sporting venues of the 20th century by Sports Illustrated
- USA Today ranked The Pit in its "Ten Great Places to Get Pumped for NCAA Action"
- According to Fox Sports, it's one of the top ten "old school" college basketball arenas in the country

THE GREATEST GAME EVER PLAYED

The Pit was the site of one of the greatest college basketball games ever played. It hosted the 1983 national championship game that saw the NC State Wolfpack upset Hakeem Olajuwon, Clyde Drexler and the Houston Cougars. Coach Jimmy Valvano and the Wolfpack downed the Cougars on a last second put back by Lorenzo Charles. The iconic shot of the late Valvano running onto the court looking for a hug is one of the lasting images in college basketball history.

- Built in 1966 (\$1.4 million)
- Capacity of 15,411 (previously 18,018)
- \$60 million renovation was completed in 2010
- New floor installed before the 2017-18 season
- Seating includes 40 suites and a club area
- Officially named Dreamstyle Arena in 2017 after a \$10 million agreement for naming rights by the local New Mexico business. It is still referred to as The Pit, its officially-recognized nickname. As part of the exciting Dreamstyle changes, University Stadium, UNM's football stadium, officially became Dreamstyle Arena on the same date.
- Less than 30 of 345 NCAA Division I basketball programs play in a college-only arena named after a business or organization founded or headquartered in its home state.
- The Lobos have averaged an astounding 15,410 fans the past 49 years, an amazing 95% of capacity
- The Pit has ranked in the top 25 in attendance nationally nearly every season since the 1966-67 season with 35 seasons in the top ten in the NCAA in attendance
- Led the Mountain West in attendance in 10 of the conference's 15 years of existence
- The floor is named Bob King Court in honor of the former head coach who led the Lobos from 1963 to 1972.

THE 2018-19 LOBO MEN'S BASKETBALL RADIO/TV ROSTER

PLAYERS



0
Zane Martin
G | 6-4/205 | Jr.
Philadelphia, Pa.



1
Corey Manigault
F | 6-9/225 | Jr.
Suitland, Md.



2
Vance Jackson
G/F | 6-9/230 | R-So.
Pasadena, Calif.



3
Keith McGee
PG | 6-3/180 | R-So.
Rochester, N.Y.



4
Tavian Percy
G | 6-5/200 | Fr.
Miami, Fla.




5
Clay Patterson
G | 6-1/180 | R-Fr.
Rio Rancho, N.M.



10
Makuach Maluach
G/F | 6-7/190 | So.
Sydney, Australia



13
JaQuan Lyle
G | 6-5/210 | R-Jr.
Evansville, Ind.



14
Dane Kuiper
G/F | 6-7/210 | Sr.
Wasilla, Alaska



15
Vladimir Pinchuk
F/C | 6-11/235 | So.
Schwelm, Germany



22
Drué Drinnon
G | 6-0/175 | Fr.
Smyrna, Ga.



32
Anthony Mathis
G | 6-3/175 | Sr.
West Linn, Ore.



33
Jordan Arroyo
F | 6-7/210 | Fr.
Albuquerque, N.M.



35
Carlton Bragg
F | 6-10/225 | R-Jr.
Cleveland, Ohio

STAFF



Paul Weir
Head Coach



Chris Harriman
Assoc. Head Coach



Jerome Robinson
Assistant Coach



Brandon Mason
Assistant Coach



Ryan Berryman
Dir. of Operations



Sara Works
Dir. of Player Development



Ralph Davis
Video Coordinator



Tyler Stuart
Dir. of Strength/Cond.



Estevan Sandoval
Graduate Assistant



Corey DeBarbrie
Athletic Trainer



Zane Martin
 6'4" - Junior - Guard
 Philadelphia, Pa. (Towson)

0

NOTEWORTHY :

- Averaged a team-high 19.8 points in 2017-18 at Towson
- Named to All-CAA Second Team and NABC All-District Second Team
- MVP of the Basketball Hall of Fame Belfast Classic
- Named to the Lou Henson Award Mid-Season Watch list
- Scored in double figures in 30 of the Tigers' 32 games as a sophomore
- Transferred to UNM prior to 2018-19 season

GAME-BY-GAME STATISTICS

Will not play in 2018-19 due to NCAA transfer rules.

SEASON HIGHS

Points: N/A
 FG: N/A
 FGA: N/A
 3FG: N/A
 3FGA: N/A
 FT: N/A
 FTA: N/A
 Rebounds: N/A
 Assists: N/A
 Blocks: N/A
 Steals: N/A
 Minutes Played: N/A

CAREER HIGHS AT UNM

Points: N/A
 FG: N/A
 FGA: N/A
 3FG: N/A
 3FGA: N/A
 FT: N/A
 FTA: N/A
 Rebounds: N/A
 Assists: N/A
 Blocks: N/A
 Steals: N/A
 Minutes Played: N/A

CAREER STATISTICS



Corey Manigault

6'9" - Junior - Forward
Suitland, Md. (Pitt/Indian Hills CC)

1

NOTEWORTHY :

- Shot 57.7 percent, 44.4 from behind the arc in 2017-18 at Indian Hills
- Made 18 appearances in his freshman season at Pitt
- Highly recruited out of Paul VI, ranked 136th in the nation by Rivals.com
- First Team All-State and Second Team All-WCAS as a senior in high school
- Uncle is playground legend Earl "The Goat" Manigault

GAME-BY-GAME STATISTICS

Opponent	Date	qs	min	Total		3-Pointers		Free throws		Rebounds				pf	a	t/o	blk	stl	pts	avg	
				fg-fga	pct	3fg-fga	pct	ft-fa	pct	off	def	tot	avg								
at CSUN	11/6/18	*	22	4-6	.667	0-1	.000	8-9	.889	0	5	5	5.0	3	1	4	1	0	16	16.0	
IONA	11/13/18		25	6-9	.667	0-0	.000	8-11	.727	3	7	10	7.5	2	3	1	1	2	20	18.0	
NM STATE	11/17/18	*	23	7-12	.583	0-2	.000	6-6	1.000	1	2	3	6.0	5	1	3	0	1	20	18.7	
UTEP	11/24/18		4	0-2	.000	0-0	.000	0-0	.000	0	0	0	4.5	0	0	0	0	0	0	14.0	
at Bradley	12-01-18		24	4-9	.444	0-0	.000	10-11	.909	3	8	11	5.8	4	0	3	0	2	18	14.8	
at NM State	12/04/18		9	1-3	.333	1-2	.500	0-0	.000	0	2	2	5.2	0	0	2	0	0	3	12.8	
COLORADO	12/11/18		13	3-10	.300	0-0	.000	2-4	.500	0	5	5	5.1	1	0	1	0	0	8	12.1	
CENTRAL ARK.	12/16/18		14	2-2	1.000	0-0	.000	0-0	.000	2	6	8	5.5	3	1	2	0	0	4	11.1	
NORTH TEXAS	12/18/18	*	13	0-3	.000	0-0	.000	2-2	1.000	3	3	6	5.6	0	0	2	0	0	2	10.1	
PENN	12/22/18		23	4-11	.364	0-0	.000	5-8	.625	4	4	8	5.8	2	2	2	0	1	13	10.4	
at University of the Southw	12/30/18		9	3-3	1.000	0-0	.000	2-3	.667	0	3	3	5.5	1	0	4	1	1	8	10.2	
at Air Force	01/02/19		16	1-4	.250	0-0	.000	3-4	.750	1	2	3	5.3	3	0	0	1	1	5	9.8	
NEVADA	01/05/19	*	15	3-8	.375	0-0	.000	0-0	.000	2	2	4	5.2	3	0	1	0	1	6	9.5	
UNLV	01/08/19	*	30	4-6	.667	0-0	.000	5-6	.833	2	3	5	5.2	3	0	1	1	3	13	9.7	
at Colorado State	1/12/19		10	1-2	.500	0-0	.000	0-0	.000	0	0	0	4.9	1	1	1	0	0	2	9.2	
at San Diego State	01-15-19		9	1-2	.500	0-0	.000	2-2	1.000	1	1	2	4.7	2	0	1	0	0	4	8.9	
WYOMING	01/19/19		5	0-0	.000	0-0	.000	0-2	.000	1	0	1	4.5	0	0	0	0	0	0	8.4	
at UNLV	01/22/19		22	3-6	.500	0-0	.000	2-3	.667	2	2	4	4.4	2	1	0	0	0	8	8.3	
UTAH STATE	01/26/19		3	1-1	1.000	0-0	.000	0-0	.000	1	0	1	4.3	0	0	0	0	0	2	8.0	
at Fresno State	02/02/19		14	3-7	.429	0-0	.000	3-3	1.000	3	4	7	4.4	4	0	2	0	0	9	8.1	
SAN DIEGO ST.	02/05/19		15	3-5	.600	0-1	.000	1-2	.500	0	2	2	4.3	2	0	1	0	1	7	8.0	
at Nevada	02/09/19	*	18	2-4	.500	0-0	.000	0-0	.000	0	1	1	4.1	4	0	3	1	0	4	7.8	
SAN JOSE ST.	02/13/19	*	20	8-10	.800	0-0	.000	1-1	1.000	3	3	6	4.2	5	2	2	1	1	17	8.2	
FRESNO STATE	02/16/19	*	25	5-10	.500	0-0	.000	6-10	.600	2	4	6	4.3	2	1	3	1	0	16	8.5	
at Utah St.	02/20/19	*	20	3-9	.333	0-1	.000	1-2	.500	0	4	4	4.3	3	0	4	0	3	7	8.5	
at San Jose St.	02/26/19	*	26	8-12	.667	0-0	.000	1-2	.500	2	6	8	4.4	4	1	3	0	0	17	8.8	
COLORADO STATE	03/02/19		16	3-7	.429	0-0	.000	0-3	.000	4	7	11	4.7	4	1	3	0	0	6	8.7	
BOISE ST.	03/06/19		23	5-11	.455	0-0	.000	9-9	1.000	2	4	6	4.7	2	2	0	1	0	19	9.1	
at Wyoming	03/09/19		17	2-7	.286	0-0	.000	0-0	.000	4	1	5	4.7	2	2	1	0	0	4	8.9	
Totals			10	483	90-181	.497	1-7	.143	77-103	.748	46	91	137	4.7	67	19	50	9	17	258	8.9

SEASON HIGHS

Points: 20 (2x) Last time vs NMSU (11-17-18)
FG: 8 at San José State (2-26-19)
FGA: 12 (2x) Last time at San José State (2-26-19)
3FG: 1 at NMSU (12-4-18)
3FGA: 2 (2x) at NMSU (12-4-18)
FT: 10 at Bradley (12-1-18)
FTA: 11 (2x) Last time at Bradley (12-1-18)
Rebounds: 11 (2x) Last time vs Colorado State (3-2-19)
Assists: 3 vs Iona (11-13-18)
Blocks: 1 (9x) Last time vs Boise State (3-6-19)
Steals: 3 (2x) Last time at Utah State (2-20-19)
Minutes Played: 30 vs UNLV (1-8-19)

CAREER HIGHS AT UNM

Points: 20 (2x) Last time vs NMSU (11-17-18)
FG: 8 at San José State (2-26-19)
FGA: 12 (2x) Last time at San José State (2-26-19)
3FG: 1 at NMSU (12-4-18)
3FGA: 2 (2x) at NMSU (12-4-18)
FT: 10 at Bradley (12-1-18)
FTA: 11 (2x) Last time at Bradley (12-1-18)
Rebounds: 11 (2x) Last time vs Colorado State (3-2-19)
Assists: 3 vs Iona (11-13-18)
Blocks: 1 (9x) Last time vs Boise State (3-6-19)
Steals: 3 (2x) Last time at Utah State (2-20-19)
Minutes Played: 30 vs UNLV (1-8-19)

CAREER STATISTICS

Season	gp-gs	min/avg	Total		3-Point		F-Throws		Rebounds				Scoring							
			fg-fga	pct	fg-fga	pct	ft-fa	pct	off	def	tot	avg	pf	fo	ast	to	blk	stl	pts	avg
2018-19	29-10	483/16.7	90-181	.497	1-7	.143	77-103	.748	46	91	137	4.7	67	2	19	50	9	17	258	8.9
TOTAL	29-10	483/16.7	90-181	.497	1-7	.143	77-103	.748	46	91	137	4.7	67	2	19	50	9	17	258	8.9



Vance Jackson
 6'9" - Redshirt-Sophomore - Forward
 Pasadena, Calif. (UConn)

2

NOTEWORTHY :

- Averaged 8.1 points per game as a freshman at UCONN in 2016-17
- Made 21 starts in 32 appearances
- Shot 40.9 percent from the field, 39.7 from three and 67.6 from the FT line
- Reached double figures in 13 games, led the team twice in scoring
- Led Huskies in steals five times, blocks once and assists three times
- Netted 12 points in win vs Houston in AAC quarterfinals, AAC Rookie of the Week

GAME-BY-GAME STATISTICS

Opponent	Date	gs	min	fg-fga	pct	3fg-fga	pct	ft-fa	pct	off	def	tot	avg	pf	a	t/o	blk	stl	pts	avg	
at CSUN	11/6/18	*	23	2-6	.333	2-4	.500	1-2	.500	1	7	8	8.0	2	1	5	0	2	7	7.0	
IONA	11/13/18	*	28	5-10	.500	3-8	.375	5-8	.625	2	10	12	10.0	2	3	3	0	1	18	12.5	
NM STATE	11/17/18	*	32	8-14	.571	4-7	.571	7-10	.700	0	6	6	8.7	4	1	3	0	2	27	17.3	
UTEP	11/24/18		25	4-11	.364	1-3	.333	3-7	.429	3	2	5	7.8	1	4	3	0	1	12	16.0	
at Bradley	12-01-18		24	0-3	.000	0-1	.000	3-4	.750	0	5	5	7.2	2	2	2	0	1	3	13.4	
at NM State	12/04/18		23	3-10	.300	3-6	.500	2-4	.500	1	5	6	7.0	3	1	1	0	1	11	13.0	
vs Saint Mary's	12/07/18		25	3-4	.750	0-1	.000	3-4	.750	2	6	8	7.1	1	1	1	0	1	9	12.4	
COLORADO	12/11/18	*	27	4-16	.250	2-6	.333	0-2	.000	3	5	8	7.3	3	3	2	0	1	10	12.1	
CENTRAL ARK.	12/16/18	*	16	0-1	.000	0-0	.000	1-2	.500	0	5	5	7.0	0	1	2	0	1	1	10.9	
NORTH TEXAS	12/18/18		29	4-6	.667	2-4	.500	0-0	.000	4	1	5	6.8	1	1	5	0	0	10	10.8	
PENN	12/22/18		34	3-9	.333	2-6	.333	2-8	.250	2	6	8	6.9	2	3	2	0	1	10	10.7	
at University of the Southw	12/30/18		20	6-11	.545	3-7	.429	1-1	1.000	0	7	7	6.9	1	3	1	1	1	16	11.2	
at Air Force	01/02/19		27	5-12	.417	2-7	.286	2-4	.500	1	5	6	6.8	2	2	4	0	0	14	11.4	
NEVADA	01/05/19		29	7-11	.636	3-7	.429	1-2	.500	1	9	10	7.1	1	7	2	0	3	18	11.9	
UNLV	01/08/19		27	4-9	.444	0-2	.000	6-7	.857	1	3	4	6.9	3	0	1	1	1	14	12.0	
at Colorado State	1/12/19	*	30	6-12	.500	3-7	.429	3-5	.600	3	9	12	7.2	3	4	2	0	0	18	12.4	
at San Diego State	01-15-19	*	28	6-14	.429	2-8	.250	2-2	1.000	3	3	6	7.1	1	2	3	0	1	16	12.6	
WYOMING	01/19/19	*	31	4-12	.333	1-5	.200	4-5	.800	1	9	10	7.3	2	5	4	0	0	13	12.6	
at UNLV	01/22/19	*	29	6-17	.353	2-8	.250	2-3	.667	1	7	8	7.3	2	1	4	0	3	16	12.8	
UTAH STATE	01/26/19		33	5-12	.417	1-5	.200	2-2	1.000	1	6	7	7.3	3	1	1	2	0	13	12.8	
at Fresno State	02/02/19		30	5-17	.294	1-11	.091	5-6	.833	1	3	4	7.1	2	1	2	0	2	16	13.0	
SAN DIEGO ST.	02/05/19		20	1-5	.200	0-1	.000	2-2	1.000	1	6	7	7.1	3	2	3	0	0	4	12.5	
at Nevada	02/09/19		25	1-6	.167	1-5	.200	2-4	.500	0	5	5	7.0	1	4	3	0	1	5	12.2	
SAN JOSE ST.	02/13/19		27	3-8	.375	3-7	.429	0-2	.000	0	4	4	6.9	0	5	3	0	1	9	12.1	
FRESNO STATE	02/16/19	*	32	8-15	.533	4-6	.667	10-11	.909	1	7	8	7.0	1	1	1	0	0	30	12.8	
at Utah St.	02/20/19		30	3-12	.250	1-5	.200	1-2	.500	1	8	9	7.0	2	3	1	0	1	8	12.6	
at San Jose St.	02/26/19	*	26	1-9	.111	0-5	.000	2-2	1.000	2	7	9	7.1	2	3	3	0	0	4	12.3	
COLORADO STATE	03/02/19	*	31	5-10	.500	1-2	.500	1-2	.500	2	3	5	7.0	0	4	1	0	0	12	12.3	
BOISE ST.	03/06/19	*	29	4-11	.364	2-7	.286	2-2	1.000	1	3	4	6.9	2	3	3	0	2	12	12.3	
at Wyoming	03/09/19	*	29	4-12	.333	1-6	.167	4-8	.500	2	9	11	7.1	3	3	4	0	1	13	12.3	
Totals			14	819	120-305	.393	50-157	.318	79-123	642	41	171	212	7.1	55	75	75	4	29	369	12.3

SEASON HIGHS

CAREER HIGHS AT UNM

Points: 30 vs Fresno State (2-17-19)
FG: 8 (2x) Last time vs Fresno State (2-17-19)
FGA: 17 (2x) Last time at Fresno State (2-2-19)
3FG: 4 (2x) Last time vs Fresno State (2-17-19)
3FGA: 11 at Fresno State (2-2-19)
FT: 10 vs Fresno State (2-17-19)
FTA: 11 vs Fresno State (2-17-19)
Rebounds: 12 (2x) Last time at Colorado State (1-12-19)
Assists: 7 vs No. 5/6 Nevada (1-5-19)
Blocks: 2 vs Utah State (1-26-19)
Steals: 3 (2x) Last time at UNLV (1-22-19)
Minutes Played: 34 vs Penn (12-22-18)

Points: 30 vs Fresno State (2-17-19)
FG: 8 (2x) Last time vs Fresno State (2-17-19)
FGA: 17 (2x) Last time at Fresno State (2-2-19)
3FG: 4 (2x) Last time vs Fresno State (2-17-19)
3FGA: 11 at Fresno State (2-2-19)
FT: 10 vs Fresno State (2-17-19)
FTA: 11 vs Fresno State (2-17-19)
Rebounds: 12 (2x) Last time at Colorado State (1-12-19)
Assists: 7 No. 5/6 Nevada (1-5-19)
Blocks: 2 vs Utah State (1-26-19)
Steals: 3 (2x) Last time at UNLV (1-22-19)
Minutes Played: 34 vs Penn (12-22-18)

CAREER STATISTICS

Season	gp-gs		Total		3-Point		F-Throws		Rebounds				Scoring							
	gp-gs	min/avg	fg-fga	pct	fg-fga	pct	ft-fa	pct	off	def	tot	avg	pf	fo	ast	to	blk	stl	pts	avg
2018-19	30-14	819/27.3	120-305	.393	50-157	.318	79-123	.642	41	171	212	7.1	55	0	75	75	4	29	369	12.3
TOTAL	30-14	819/27.3	120-305	.393	50-157	.318	79-123	.642	41	171	212	7.1	55	0	75	75	4	29	369	12.3



Keith McGee

3

**6'3" - Redshirt-Sophomore - Point Guard
Rochester, N.Y. (South Plains College)**

NOTEWORTHY :

- Named 2018 NJCAA Tournament MVP with 20 points, 5 FG, 3-4 3FG, 7-12 FT
- Led South Plains to the 2018 NJCAA Men's National Championship
- Finished 2017-18 shooting 48.6 percent from the field, 44.7 percent from behind the arc while averaging 2.7 assists per game

GAME-BY-GAME STATISTICS

Opponent	Date	gs	min	Total		3-Pointers		Free throws		Rebounds				pf	a	t/o	blk	stl	pts	avg	
				fg-fga	pct	3fg-fga	pct	ft-fa	pct	off	def	tot	avg								
at CSUN	11/6/18		19	3-4	.750	1-1	1.000	0-0	.000	0	2	2	2.0	1	0	2	0	1	7	7.0	
IONA	11/13/18	*	23	3-5	.600	3-5	.600	4-4	1.000	0	0	0	1.0	3	2	2	0	1	13	10.0	
NM STATE	11/17/18	*	16	1-3	.333	1-1	1.000	0-0	.000	0	0	0	0.7	0	1	1	0	0	3	7.7	
UTEP	11/24/18		14	2-6	.333	1-2	.500	4-4	1.000	0	0	0	0.5	1	2	1	0	1	9	8.0	
at Bradley	12-01-18		17	2-5	.400	1-4	.250	0-0	.000	0	1	1	0.6	1	2	1	0	2	5	7.4	
at NM State	12/04/18	*	25	2-6	.333	0-2	.000	1-3	.333	0	0	0	0.5	2	1	2	0	1	5	7.0	
vs Saint Mary's	12/07/18	*	21	4-10	.400	1-3	.333	3-4	.750	1	3	4	1.0	1	0	1	0	1	12	7.7	
COLORADO	12/11/18		15	3-6	.500	0-2	.000	0-0	.000	1	0	1	1.0	2	1	0	1	0	6	7.5	
CENTRAL ARK.	12/16/18		15	1-3	.333	1-2	.500	0-0	.000	0	0	0	0.9	0	4	1	0	1	3	7.0	
NORTH TEXAS	12/18/18	*	24	4-7	.571	3-5	.600	0-0	.000	0	0	0	0.8	1	2	2	0	0	11	7.4	
PENN	12/22/18		16	3-7	.429	1-3	.333	0-0	.000	0	1	1	0.8	5	3	1	0	1	7	7.4	
at Air Force	01/02/19		dnp	-	-	-	-	-	-	-	-	-	-	-	-	-	-	-	-	-	
NEVADA	01/05/19		2	0-0	.000	0-0	.000	0-0	.000	0	0	0	0.8	0	0	0	0	0	0	6.8	
at Colorado State	1/12/19		24	3-7	.429	0-2	.000	2-2	1.000	0	2	2	0.8	4	5	4	0	1	8	6.8	
at San Diego State	01-15-19		20	2-5	.400	2-3	.667	2-2	1.000	1	1	2	0.9	0	3	3	0	0	8	6.9	
WYOMING	01/19/19		23	5-7	.714	3-4	.750	1-1	1.000	0	3	3	1.1	3	3	2	0	0	14	7.4	
at UNLV	01/22/19		23	5-12	.417	2-5	.400	0-0	.000	0	1	1	1.1	2	0	0	1	1	12	7.7	
UTAH STATE	01/26/19	*	20	1-6	.167	1-3	.333	1-2	.500	0	1	1	1.1	2	2	3	0	3	4	7.5	
at Fresno State	02/02/19	*	26	2-9	.222	1-5	.200	5-6	.833	1	0	1	1.1	3	1	2	0	0	10	7.6	
SAN DIEGO ST.	02/05/19	*	24	8-10	.800	2-4	.500	1-1	1.000	0	0	0	1.0	1	2	5	0	2	19	8.2	
at Nevada	02/09/19		27	4-14	.286	1-4	.250	0-0	.000	0	1	1	1.0	1	1	2	0	0	9	8.3	
SAN JOSE ST.	02/13/19	*	20	7-10	.700	4-6	.667	2-2	1.000	0	4	4	1.1	1	1	3	0	1	20	8.8	
FRESNO STATE	02/16/19	*	24	2-6	.333	0-3	.000	1-2	.500	0	2	2	1.2	4	1	1	0	0	5	8.6	
at Utah St.	02/20/19	*	30	3-9	.333	1-4	.250	0-0	.000	0	2	2	1.2	1	1	4	1	1	7	8.6	
at San Jose St.	02/26/19		32	10-19	.526	5-11	.455	0-2	.000	2	1	3	1.3	2	5	2	0	1	25	9.3	
COLORADO STATE	03/02/19	*	23	2-5	.400	2-4	.500	4-4	1.000	0	1	1	1.3	2	3	1	0	0	10	9.3	
BOISE ST.	03/06/19		18	4-8	.500	3-6	.500	0-0	.000	0	1	1	1.3	0	3	1	0	0	11	9.3	
at Wyoming	03/09/19		20	1-8	.125	0-4	.000	1-2	.500	1	0	1	1.3	4	1	1	0	1	3	9.1	
Totals			12	561	87-197	.442	40-98	.408	32-41	.780	7	27	34	1.3	47	50	48	3	20	246	9.1

SEASON HIGHS

Points: 25 at San José State (2-26-19)
FG: 10 at San José State (2-26-19)
FGA: 19 at San José State (2-26-19)
3FG: 5 at San José State (2-26-19)
3FGA: 11 at San José State (2-26-19)
FT: 5 at Fresno State (2-2-19)
FTA: 6 at Fresno State (2-2-19)
Rebounds: 4 (2x) Last time vs San José State (2-13-19)
Assists: 5 (2x) Last time at San José State (2-26-19)
Blocks: 1 (3x) Last time at Utah State (2-20-19)
Steals: 3 vs Utah State (1-26-19)
Minutes Played: 32 at San José State (2-26-19)

CAREER HIGHS AT UNM

Points: 25 at San José State (2-26-19)
FG: 10 at San José State (2-26-19)
FGA: 19 at San José State (2-26-19)
3FG: 5 at San José State (2-26-19)
3FGA: 11 at San José State (2-26-19)
FT: 5 at Fresno State (2-2-19)
FTA: 6 at Fresno State (2-2-19)
Rebounds: 4 (2x) Last time vs San José State (2-13-19)
Assists: 5 (2x) Last time at San José State (2-26-19)
Blocks: 1 (3x) Last time at Utah State (2-20-19)
Steals: 3 vs Utah State (1-26-19)
Minutes Played: 32 at San José State (2-26-19)

CAREER STATISTICS

Season	gp-gs	min/avg	Total		3-Point		F-Throws		Rebounds				Scoring							
			fg-fga	pct	fg-fga	pct	ft-fa	pct	off	def	tot	avg	pf	fo	ast	to	blk	stl	pts	avg
2018-19	27-12	561/20.8	87-197	.442	40-98	.408	32-41	.780	7	27	34	1.3	47	1	50	48	3	20	246	9.1
TOTAL	27-12	561/20.8	87-197	.442	40-98	.408	32-41	.780	7	27	34	1.3	47	1	50	48	3	20	246	9.1



Tavian Percy
 6'5" - Freshman - Guard
 Miami, Fla. (Pasadena HS (Calif.))

4

NOTEWORTHY :

- Averaged 15 points, six rebounds, four assists and two steals per game in his senior season at Pasadena High
- Named Second Team All-Area selection
- Helped Oldsmar Christian to 2016-17 SIAA State Championship as a junior

GAME-BY-GAME STATISTICS

Opponent	Date	qs	min	Total		3-Pointers		Free throws		Rebounds				Scoring							
				fg-fga	pct	3fg-fga	pct	ft-fa	pct	off	def	tot	avg	pf	a	t/o	blk	stl	pts	avg	
at CSUN	11/6/18		2	0-0	.000	0-0	.000	0-0	.000	0	0	0	0.0	1	1	0	0	0	0	0	0.0
IONA	11/13/18		1	0-0	.000	0-0	.000	0-0	.000	0	0	0	0.0	0	0	0	0	0	0	0	0.0
UTEP	11/24/18		10	1-3	.333	0-1	.000	0-0	.000	1	0	1	0.3	1	1	0	1	1	2	0.7	
at Bradley	12-01-18	*	13	1-2	.500	1-2	.500	0-0	.000	2	0	2	0.8	2	1	1	0	0	3	1.3	
at NM State	12/04/18	*	11	0-2	.000	0-1	.000	0-0	.000	0	0	0	0.6	0	0	0	0	0	0	1.0	
vs Saint Mary's	12/07/18	*	8	1-3	.333	0-0	.000	0-0	.000	1	0	1	0.7	1	0	1	0	1	2	1.2	
COLORADO	12/11/18		5	0-1	.000	0-0	.000	0-0	.000	0	1	1	0.7	1	0	0	0	0	0	1.0	
CENTRAL ARK.	12/16/18		11	2-4	.500	1-3	.333	0-0	.000	1	0	1	0.8	1	0	0	0	0	5	1.5	
NORTH TEXAS	12/18/18		4	0-0	.000	0-0	.000	0-0	.000	0	0	0	0.7	0	0	2	0	0	0	1.3	
at University of the Southw	12/30/18		22	3-9	.333	2-7	.286	2-2	1.000	3	3	6	1.2	1	3	0	0	3	10	2.2	
at Air Force	01/02/19		3	0-0	.000	0-0	.000	0-0	.000	0	0	0	1.1	0	0	0	0	0	0	2.0	
at Colorado State	1/12/19		0	0-0	.000	0-0	.000	0-0	.000	0	0	0	1.0	0	0	0	0	0	0	1.8	
at San Diego State	01-15-19		2	0-0	.000	0-0	.000	0-0	.000	0	0	0	0.9	0	1	0	0	0	0	1.7	
WYOMING	01/19/19		18	1-3	.333	0-1	.000	2-3	.667	0	0	0	0.9	2	0	0	0	0	4	1.9	
at UNLV	01/22/19		7	0-1	.000	0-1	.000	0-0	.000	0	0	0	0.8	0	0	0	0	0	0	1.7	
UTAH STATE	01/26/19	*	10	0-0	.000	0-0	.000	0-0	.000	0	0	0	0.8	2	0	0	0	0	0	1.6	
at Fresno State	02/02/19	*	15	0-0	.000	0-0	.000	0-0	.000	1	1	2	0.8	2	0	0	0	1	0	1.5	
SAN DIEGO ST.	02/05/19	*	5	0-0	.000	0-0	.000	0-0	.000	0	0	0	0.8	1	0	1	0	0	0	1.4	
at Nevada	02/09/19		10	1-4	.250	1-4	.250	0-0	.000	0	3	3	0.9	1	1	0	0	0	3	1.5	
SAN JOSE ST.	02/13/19		5	0-1	.000	0-0	.000	1-4	.250	0	1	1	0.9	2	0	1	0	2	1	1.5	
at Utah St.	02/20/19	dnp		-	-	-	-	-	-	-	-	-	-	-	-	-	-	-	-	-	
at San Jose St.	02/26/19		5	0-0	.000	0-0	.000	0-0	.000	0	1	1	0.9	0	1	0	0	0	0	1.4	
at Wyoming	03/09/19	dnp		-	-	-	-	-	-	-	-	-	-	-	-	-	-	-	-	-	
Totals			6	167	10-33	.303	5-20	.250	5-9	.556	9	10	19	0.9	18	9	6	1	8	30	1.4

SEASON HIGHS

Points: 10 vs Southwest (12-30-18)
FG: 3 vs Southwest (12-30-18)
FGA: 9 vs Southwest (12-30-18)
3FG: 2 vs Southwest (12-30-18)
3FGA: 7 vs Southwest (12-30-18)
FT: 2 (2x) Last time vs Wyoming (1-19-19)
FTA: 4 vs San José State (2-13-19)
Rebounds: 6 vs Southwest (12-30-18)
Assists: 3 vs Southwest (12-30-18)
Blocks: 1 vs UTEP (11-24-18)
Steals: 3 vs Southwest (12-30-18)
Minutes Played: 22 vs Southwest (12-30-18)

CAREER HIGHS AT UNM

Points: 10 vs Southwest (12-30-18)
FG: 3 vs Southwest (12-30-18)
FGA: 9 vs Southwest (12-30-18)
3FG: 2 vs Southwest (12-30-18)
3FGA: 7 vs Southwest (12-30-18)
FT: 2 (2x) Last time vs Wyoming (1-19-19)
FTA: 4 vs San José State (2-13-19)
Rebounds: 6 vs Southwest (12-30-18)
Assists: 3 vs Southwest (12-30-18)
Blocks: 1 vs UTEP (11-24-18)
Steals: 3 vs Southwest (12-30-18)
Minutes Played: 22 vs Southwest (12-30-18)

CAREER STATISTICS

Season	gp-gs	min/avg	Total		3-Point		F-Throws		Rebounds				Scoring							
			fg-fga	pct	fg-fga	pct	ft-fa	pct	off	def	tot	avg	pf	fo	ast	to	blk	stl	pts	avg
2018-19	21-6	167/8.0	10-33	.303	5-20	.250	5-9	.556	9	10	19	0.9	18	0	9	6	1	8	30	1.4
TOTAL	21-6	167/8.0	10-33	.303	5-20	.250	5-9	.556	9	10	19	0.9	18	0	9	6	1	8	30	1.4



5

Clay Patterson

6'1" - Redshirt-Freshman - Guard
Rio Rancho, N.M. (Rio Rancho HS/Fort Lewis)

NOTEWORTHY :

- 2016 New Mexico Gatorade Player of the Year while at Rio Rancho
- Mr. Basketball 2016
- Helped Rio Rancho to New Mexico State Championship in 2016
- New Mexico State Tournament MVP in 2016
- USA Today New Mexico First Team
- Three-time All-District Academic Team honoree

GAME-BY-GAME STATISTICS

Opponent	Date	gs	min	Total		3-Pointers		Free throws		Rebounds				Other				pts	avg				
				fg-fga	pct	3fg-fga	pct	ft-fta	pct	off	def	tot	avg	pf	a	t/o	blk			stl			
at CSUN	11/6/18		dnp	-	-	-	-	-	-	-	-	-	-	-	-	-	-	-	-	-	-	-	-
at Bradley	12-01-18		dnp	-	-	-	-	-	-	-	-	-	-	-	-	-	-	-	-	-	-	-	-
at University of the Southw	12/30/18		8	0-3	.000	0-2	.000	0-0	.000	1	0	1	1.0	0	1	0	0	0	0	0	0	0	0.0
at Air Force	01/02/19		dnp	-	-	-	-	-	-	-	-	-	-	-	-	-	-	-	-	-	-	-	-
at Colorado State	1/12/19		dnp	-	-	-	-	-	-	-	-	-	-	-	-	-	-	-	-	-	-	-	-
WYOMING	01/19/19		2	0-1	.000	0-1	.000	2-2	1.000	0	0	0	0.5	0	0	0	0	0	0	0	0	2	1.0
at Fresno State	02/02/19		dnp	-	-	-	-	-	-	-	-	-	-	-	-	-	-	-	-	-	-	-	-
SAN JOSE ST.	02/13/19		3	0-0	.000	0-0	.000	0-0	.000	0	2	2	1.0	0	0	0	0	0	0	0	0	0	0.7
at Utah St.	02/20/19		dnp	-	-	-	-	-	-	-	-	-	-	-	-	-	-	-	-	-	-	-	-
at Wyoming	03/09/19		dnp	-	-	-	-	-	-	-	-	-	-	-	-	-	-	-	-	-	-	-	-
Totals			0	0-4	.000	0-3	.000	2-2	1.000	1	2	3	1.0	0	1	0	0	0	0	0	0	2	0.7

SEASON HIGHS

Points: 2 vs Wyoming (1-19-19)
FG: 0
FGA: 3 vs Southwest (12-30-18)
3FG: 0
3FGA: 2 vs Southwest (12-30-18)
FT: 2 vs Wyoming (1-19-19)
FTA: 2 vs Wyoming (1-19-19)
Rebounds: 2 vs San José State (2-13-19)
Assists: 1 vs Southwest (12-30-18)
Blocks: N/A
Steals: N/A
Minutes Played: 8 vs Southwest (12-30-18)

CAREER HIGHS AT UNM

Points: 2 vs Wyoming (1-19-19)
FG: 0
FGA: 3 vs Southwest (12-30-18)
3FG: 0
3FGA: 2 vs Southwest (12-30-18)
FT: 2 vs Wyoming (1-19-19)
FTA: 2 vs Wyoming (1-19-19)
Rebounds: 2 vs San José State (2-13-19)
Assists: 1 vs Southwest (12-30-18)
Blocks: N/A
Steals: N/A
Minutes Played: 8 vs Southwest (12-30-18)

CAREER STATISTICS

Season	gp-gs	min/avg	Total		3-Point		F-Throws		Rebounds				Other				Scoring			
			fg-fga	pct	fg-fga	pct	ft-fta	pct	off	def	tot	avg	pf	fo	ast	to	blk	stl	pts	avg
2018-19	3-0	13/4.3	0-4	.000	0-3	.000	2-2	1.000	1	2	3	1.0	0	0	1	0	0	0	2	0.7
TOTAL	3-0	13/4.3	0-4	.000	0-3	.000	2-2	1.000	1	2	3	1.0	0	0	1	0	0	0	2	0.7



Makuach Maluach
 6'7" - Sophomore - Guard/Forward
 Sydney, Australia (Newington College)

10

NOTEWORTHY :

- Scored a career-high 26 points at Air Force on 2-10-18.
- Ranks 4th all-time in Lobo freshman scoring with 327 points in 2016-17.
- Played prep ball at Newington College in Stanmore, NSW, Australia
- Graduated in 2017
- Member of Australian Junior National Team in the FIBA U18 Oceania Championships.

GAME-BY-GAME STATISTICS

Opponent	Date	gs	min	Total		3-Pointers		Free throws		Rebounds				pf	a	t/o	blk	stl	pts	avg	
				fg-fga	pct	3fg-fga	pct	ft-fa	pct	off	def	tot	avg								
at CSUN	11/6/18	*	27	5-9	.556	1-4	.250	4-7	.571	0	2	2	2.0	2	1	2	0	2	15	15.0	
IONA	11/13/18		21	1-5	.200	1-4	.250	3-6	.500	0	3	3	2.5	2	2	0	1	1	6	10.5	
NM STATE	11/17/18	*	21	1-3	.333	0-2	.000	2-3	.667	0	1	1	2.0	2	0	3	0	0	4	8.3	
UTEP	11/24/18	*	27	4-9	.444	3-4	.750	2-2	1.000	2	2	4	2.5	5	1	3	3	0	13	9.5	
at Bradley	12-01-18	*	28	2-8	.250	1-4	.250	2-2	1.000	1	5	6	3.2	4	1	3	0	1	7	9.0	
at NM State	12/04/18	*	24	3-11	.273	0-2	.000	2-2	1.000	2	3	5	3.5	2	1	0	0	0	8	8.8	
vs Saint Mary's	12/07/18		24	4-11	.364	2-7	.286	0-1	.000	0	0	0	3.0	3	1	1	0	0	10	9.0	
COLORADO	12/11/18		14	2-6	.333	1-4	.250	0-0	.000	0	2	2	2.9	4	0	1	1	0	5	8.5	
CENTRAL ARK	12/16/18		29	8-11	.727	4-6	.667	2-4	.500	4	3	7	3.3	2	2	2	1	1	22	10.0	
NORTH TEXAS	12/18/18	*	17	3-10	.300	1-6	.167	2-4	.500	0	1	1	3.1	3	0	4	1	2	9	9.9	
PENN	12/22/18	*	21	1-3	.333	0-2	.000	0-0	.000	0	0	0	2.8	1	2	2	0	0	2	9.2	
at University of the Southw	12/30/18	*	22	3-9	.333	1-2	.500	1-2	.500	1	6	7	3.2	1	4	1	0	1	8	9.1	
at Air Force	01/02/19	*	32	5-9	.556	2-5	.400	0-1	.000	1	6	7	3.5	1	2	5	0	1	12	9.3	
NEVADA	01/05/19	*	33	5-10	.500	2-4	.500	2-2	1.000	2	4	6	3.6	2	1	1	0	0	14	9.6	
UNLV	01/08/19	*	33	3-8	.375	2-4	.500	4-4	1.000	0	2	2	3.5	3	3	1	0	0	12	9.8	
at Colorado State	1/12/19	*	25	4-9	.444	3-7	.429	1-2	.500	0	2	2	3.4	2	0	3	0	0	12	9.9	
at San Diego State	01-15-19	*	30	0-8	.000	0-6	.000	0-0	.000	0	2	2	3.4	2	5	2	0	1	0	9.4	
WYOMING	01/19/19	*	21	4-8	.500	3-6	.500	0-0	.000	0	4	4	3.4	4	4	4	1	0	11	9.4	
at UNLV	01/22/19	*	22	0-6	.000	0-2	.000	0-2	.000	0	3	3	3.4	1	0	1	1	0	0	8.9	
UTAH STATE	01/26/19	*	33	4-12	.333	2-6	.333	2-2	1.000	0	3	3	3.4	4	3	1	0	0	12	9.1	
at Fresno State	02/02/19	*	24	3-8	.375	0-2	.000	1-2	.500	2	2	4	3.4	1	3	1	0	2	7	9.0	
SAN DIEGO ST.	02/05/19	*	31	3-9	.333	2-5	.400	3-4	.750	1	2	3	3.4	1	3	1	3	1	11	9.1	
at Nevada	02/09/19	*	28	7-11	.636	2-4	.500	3-3	1.000	2	5	7	3.5	0	1	3	0	1	19	9.5	
SAN JOSE ST.	02/13/19	*	22	4-9	.444	2-5	.400	4-6	.667	0	5	5	3.6	1	0	0	0	1	14	9.7	
FRESNO STATE	02/16/19	*	22	0-5	.000	0-2	.000	2-2	1.000	1	4	5	3.6	2	2	5	0	0	2	9.4	
at Utah St.	02/20/19	*	31	2-6	.333	1-4	.250	0-0	.000	4	4	8	3.8	5	5	1	1	0	5	9.2	
at San Jose St.	02/26/19	*	32	6-13	.462	2-5	.400	0-2	.000	3	3	6	3.9	0	5	3	0	1	14	9.4	
COLORADO STATE	03/02/19	*	33	8-14	.571	1-3	.333	6-7	.857	5	5	10	4.1	3	0	3	0	1	23	9.9	
BOISE ST.	03/06/19	*	29	1-6	.167	1-4	.250	3-4	.750	0	7	7	4.2	2	1	2	2	1	6	9.8	
at Wyoming	03/09/19	*	33	5-8	.625	3-4	.750	5-7	.714	0	0	0	4.1	1	3	1	1	1	18	10.0	
Totals			26	789	101-254	.398	43-125	.344	56-83	.675	31	91	122	4.1	66	56	58	16	19	301	10.0

SEASON HIGHS

- Points:** 23 vs Colorado State (3-2-19)
- FG:** 8 (2x) Last time vs Colorado State (3-2-19)
- FGA:** 14 vs Colorado State (3-2-19)
- 3FG:** 4 vs Central Arkansas (12-16-18)
- 3FGA:** 7 (2x) Last time at Colorado State (1-12-19)
- FT:** 6 vs Colorado State (3-2-19)
- FTA:** 7 (3x) Last time at Wyoming (3-9-19)
- Rebounds:** 10 vs Colorado State (3-2-19)
- Assists:** 5 (2x) Last time at Utah State (2-20-19)
- Blocks:** 3 (2x) Last time vs San Diego State (2-5-19)
- Steals:** 2 (3x) Last time at Fresno State (2-2-19)
- Minutes Played:** 33 (5x) Last time at Wyoming (3-9-19)

CAREER HIGHS AT UNM

- Points:** 26 at Air Force (2-10-18)
- FG:** 10 at Air Force (2-10-18)
- FGA:** 15 at Fresno State (1-13-18)
- 3FG:** 6 at Air Force (2-10-18)
- 3FGA:** 7 (3x) Last time at Colorado State (1-12-19)
- FT:** 12 at Wyoming (2-20-18)
- FTA:** 15 at Wyoming (2-20-18)
- Rebounds:** 10 vs Colorado State (3-2-19)
- Assists:** 5 (2x) Last time at Utah State (2-20-19)
- Blocks:** 3 (2x) Last time vs San Diego State (2-5-19)
- Steals:** 3 at Air Force (2-10-18)
- Minutes Played:** 38 at Air Force (2-10-18)

CAREER STATISTICS

Season	gp-gs	min/avg	Total		3-Point		F-Throws		Rebounds				Scoring							
			fg-fga	pct	fg-fga	pct	ft-fa	pct	off	def	tot	avg	pf	fo	ast	to	blk	stl	pts	avg
2017-18	34-15	669/19.7	117-211	.555	29-63	.460	64-79	.810	37	48	85	2.5	82	3	33	43	8	19	327	9.6
2018-19	30-26	789/26.3	101-254	.398	43-125	.344	56-83	.675	31	91	122	4.1	66	2	56	58	16	19	301	10.0
TOTAL	64-41	1458/22.8	218-465	.469	72-188	.383	120-162	.741	68	139	207	3.2	148	5	89	101	24	38	628	9.8



JaQuan Lyle
 6'5" - Redshirt-Junior - Guard
 Evansville, Ind. (Ohio State)

13

NOTEWORTHY :

- Played in 35 games with 31 starts at guard at Ohio State
- Averaged 11.2 points in his freshman season, fourth leading scorer on team
- Led the Buckeyes in assists (147) for the 2015-16 season and again in 2016-17 (142).
- In 2016-17, third leading scorer with 11.4 ppg, shot 45.8% from the field and 40.7% from three as a sophomore.

GAME-BY-GAME STATISTICS

Sat out in 2017-18 due to NCAA transfer rules

Currently sitting out due to injury

SEASON HIGHS

Points: N/A
 FG: N/A
 FGA: N/A
 3FG: N/A
 3FGA: N/A
 FT: N/A
 FTA: N/A
 Rebounds: N/A
 Assists: N/A
 Blocks: N/A
 Steals: N/A
 Minutes Played: N/A

CAREER HIGHS AT UNM

Points: N/A
 FG: N/A
 FGA: N/A
 3FG: N/A
 3FGA: N/A
 FT: N/A
 FTA: N/A
 Rebounds: N/A
 Assists: N/A
 Blocks: N/A
 Steals: N/A
 Minutes Played: N/A

CAREER STATISTICS



Dane Kuiper
 6'7" - Senior - Guard/Forward
 Wasilla, Alaska (Corona del Sol HS (Ariz.))

14

NOTEWORTHY :

- Set career-highs of 24 points, seven field goals and six 3-pointers on 12-16-17 against #23 Arizona.
- Academic All-MW selection
- Rated as the top player in Arizona for the 2015 recruiting class
- Helped guide Tempe Corona del Sol to a pair of state championships
- One of five NCAA Division I players from the 2014-15 Corona del Sol Aztecs

GAME-BY-GAME STATISTICS

Opponent	Date	qs	min	Total		3-Pointers		Free throws		Rebounds				pf	a	t/o	blk	stl	pts	avg	
				fg-fga	pct	3fg-fga	pct	ft-fa	pct	off	def	tot	avg								
at CSUN	11/6/18		26	5-8	.625	3-5	.600	2-3	.667	0	4	4	4.0	0	1	1	0	2	15	15.0	
IONA	11/13/18		27	2-6	.333	1-4	.250	0-0	.000	0	2	2	3.0	3	3	0	1	1	5	10.0	
NM STATE	11/17/18		22	4-5	.800	2-2	1.000	0-0	.000	1	1	2	2.7	4	0	0	0	0	10	10.0	
UTEP	11/24/18		24	2-6	.333	1-3	.333	2-3	.667	0	4	4	3.0	0	2	0	1	1	7	9.3	
at Bradley	12-01-18	*	27	6-10	.600	2-5	.400	1-1	1.000	0	1	1	2.6	1	2	2	0	0	15	10.4	
at NM State	12/04/18		18	0-6	.000	0-4	.000	2-2	1.000	0	2	2	2.5	2	1	2	0	0	2	9.0	
vs Saint Mary's	12/07/18		15	1-5	.200	0-3	.000	0-0	.000	0	2	2	2.4	3	0	0	0	0	2	8.0	
COLORADO	12/11/18	*	27	4-8	.500	0-2	.000	3-3	1.000	0	2	2	2.4	3	2	1	0	1	11	8.4	
CENTRAL ARK.	12/16/18	*	14	0-5	.000	0-4	.000	0-0	.000	0	1	1	2.2	1	1	3	1	0	0	7.4	
at University of the Southw	12/30/18	*	18	0-7	.000	0-6	.000	2-2	1.000	0	3	3	2.3	2	5	0	0	4	2	6.9	
at Air Force	01/02/19	*	29	4-7	.571	2-4	.500	0-0	.000	0	2	2	2.3	1	2	3	0	2	10	7.2	
NEVADA	01/05/19	*	32	4-11	.364	1-4	.250	0-0	.000	1	1	2	2.3	3	2	0	0	2	9	7.3	
UNLV	01/08/19	*	32	1-4	.250	0-1	.000	0-0	.000	1	2	3	2.3	4	2	1	0	1	2	6.9	
at Colorado State	1/12/19	*	26	4-8	.500	2-6	.333	0-0	.000	1	1	2	2.3	2	1	2	0	2	10	7.1	
at San Diego State	01-15-19	*	24	4-5	.800	3-4	.750	0-0	.000	1	2	3	2.3	4	2	0	0	0	11	7.4	
WYOMING	01/19/19	*	30	4-9	.444	0-4	.000	2-2	1.000	0	2	2	2.3	2	4	2	0	4	10	7.6	
at UNLV	01/22/19	*	21	0-2	.000	0-2	.000	0-0	.000	0	2	2	2.3	5	1	2	0	1	0	7.1	
UTAH STATE	01/26/19		25	0-4	.000	0-2	.000	1-2	.500	0	4	4	2.4	1	3	0	0	0	1	6.8	
at Fresno State	02/02/19	*	35	1-6	.167	0-4	.000	0-0	.000	1	3	4	2.5	2	1	1	1	1	2	6.5	
SAN DIEGO ST.	02/05/19	*	25	3-6	.500	0-1	.000	1-2	.500	0	0	0	2.4	1	0	1	1	1	7	6.6	
at Nevada	02/09/19	*	15	1-6	.167	1-5	.200	0-0	.000	0	2	2	2.3	0	1	0	0	0	3	6.4	
SAN JOSE ST.	02/13/19		22	1-3	.333	1-2	.500	0-0	.000	0	3	3	2.4	2	5	1	0	0	3	6.2	
FRESNO STATE	02/16/19	*	21	0-2	.000	0-1	.000	0-0	.000	0	2	2	2.3	1	1	1	0	1	0	6.0	
at Utah St.	02/20/19	dnp		-	-	-	-	-	-	-	-	-	-	-	-	-	-	-	-	-	
COLORADO STATE	03/02/19		23	0-2	.000	0-2	.000	0-1	.000	0	1	1	2.3	2	1	1	1	1	0	5.7	
BOISE ST.	03/06/19	*	17	2-7	.286	2-5	.400	0-0	.000	0	1	1	2.2	0	0	3	0	1	6	5.7	
at Wyoming	03/09/19	*	18	2-4	.500	2-2	1.000	0-0	.000	1	1	2	2.2	2	0	1	0	0	6	5.7	
Totals			17	613	55-152	.362	23-87	.264	16-21	.762	7	51	58	2.2	51	43	28	6	26	149	5.7

SEASON HIGHS

Points: 15 (2x) Last time at Bradley (12-1-18)
FG: 6 at Bradley (12-1-18)
FGA: 11 vs No. 5/6 Nevada (1-5-19)
3FG: 3 (2x) Last time at San Diego State (1-15-19)
3FGA: 5 (4x) Last time vs Boise State (3-6-19)
FT: 3 vs Colorado (12-11-18)
FTA: 3 (3x) Last time vs Colorado (12-11-18)
Rebounds: 4 (4x) Last time at Fresno State (2-2-19)
Assists: 5 (2x) Last time vs San José State (2-13-19)
Blocks: 1 (4x) Last time vs San Diego State (2-5-19)
Steals: 4 (2x) Last time vs Wyoming (1-19-19)
Minutes Played: 35 at Fresno State (2-2-19)

CAREER HIGHS AT UNM

Points: 24 vs. Arizona (12-16-17)
FG: 7 vs. Arizona (12-16-17)
FGA: 11 vs No. 5/6 Nevada (1-5-19)
3FG: 6 vs. Arizona (12-16-17)
3FGA: 8 (3x) Last time vs San José State (1-8-18)
FT: 5 vs. Rice (12-19-17)
FTA: 7 vs. Rice (12-19-17)
Rebounds: 8 (2x) Last time vs. Maryland (11-25-17)
Assists: 6 vs. Rice (12-19-17)
Blocks: 2 (3x) Last time vs. Colorado State (1-27-18)
Steals: 4 (2x) Last time vs Wyoming (1-19-19)
Minutes Played: 37 vs. UNLV (1-10-17)

CAREER STATISTICS

Season	gp-gs	min/avg	fg-fga	pct	fg-fga	pct	ft-fa	pct	off	def	tot	avg	pf	fo	ast	to	blk	stl	pts	avg
2015-16	25-0	207/8.3	12-37	.324	6-18	.333	7-9	.778	3	23	26	1.0	22	1	20	9	8	6	37	1.5
2016-17	26-13	560/21.5	57-131	.435	23-61	.377	18-23	.783	15	55	70	2.7	69	4	35	22	7	20	155	6.0
2017-18	34-26	756/22.2	69-192	.359	40-129	.310	41-49	.837	15	95	110	3.2	73	1	51	26	7	32	219	6.4
2018-19	26-17	613/23.6	55-152	.362	23-87	.264	16-21	.762	7	51	58	2.2	51	1	43	28	6	26	149	5.7
TOTAL	111-56	2136/19.2	193-512	.377	92-295	.312	82-102	.804	40	224	264	2.4	215	7	149	85	28	84	560	5.0



Vladimir Pinchuk
 6'11" - Sophomore - Forward/Center
 Schwelm, Germany (Maerkisches Gym. Schwelm)

15

NOTEWORTHY :

- Saw action in 31 games as a freshman including 13 starts.
- Graduated from Maerkisches Gym. Schwelm in 2017
- Played club for EU Baskets Schwelm Juniors and Phoenix Hagen Youngstars
- Father played professionally in Europe and has a World-Championship silver medal with the UdSSR
- Speaks four different languages: German, English, Russian and French

GAME-BY-GAME STATISTICS

Opponent	Date	gs	min	Total		3-Pointers		Free throws		Rebounds				pf	a	t/o	blk	stl	pts	avg	
				fg-fga	pct	3fg-fga	pct	ft-fa	pct	off	def	tot	avg								
at CSUN	11/6/18	*	29	2-4	.500	0-0	.000	5-6	.833	3	2	5	5.0	3	0	0	0	0	9	9.0	
IONA	11/13/18	*	30	4-4	1.000	0-0	.000	2-7	.286	2	5	7	6.0	2	3	4	2	1	10	9.5	
NM STATE	11/17/18	*	30	2-5	.400	0-0	.000	0-1	.000	0	4	4	5.3	5	0	1	2	2	4	7.7	
UTEP	11/24/18	*	27	4-8	.500	0-0	.000	2-3	.667	1	4	5	5.3	2	0	1	0	1	10	8.3	
at Bradley	12-01-18		12	2-3	.667	0-0	.000	1-2	.500	3	2	5	5.2	4	0	0	0	0	5	7.6	
at NM State	12/04/18	*	14	0-4	.000	0-0	.000	5-8	.625	5	3	8	5.7	3	1	0	2	1	5	7.2	
vs Saint Mary's	12/07/18	*	22	4-9	.444	0-0	.000	1-2	.500	2	1	3	5.3	2	2	0	0	0	9	7.4	
COLORADO	12/11/18	*	18	2-6	.333	0-0	.000	0-2	.000	2	3	5	5.3	2	1	1	0	1	4	7.0	
CENTRAL ARK.	12/16/18	*	10	2-2	1.000	0-0	.000	0-0	.000	0	0	0	4.7	1	0	1	0	0	4	6.7	
NORTH TEXAS	12/18/18		12	0-0	.000	0-0	.000	1-2	.500	0	0	0	4.2	1	0	1	0	1	1	6.1	
PENN	12/22/18	*	15	1-2	.500	0-0	.000	0-0	.000	0	3	3	4.1	0	0	0	0	0	2	5.7	
at University of the Southw	12/30/18	*	18	3-4	.750	0-0	.000	2-4	.500	1	3	4	4.1	2	0	0	2	1	8	5.9	
at Air Force	01/02/19		10	0-0	.000	0-0	.000	0-0	.000	0	2	2	3.9	0	1	1	0	0	0	5.5	
NEVADA	01/05/19		14	1-2	.500	0-0	.000	0-0	.000	1	1	2	3.8	3	1	0	4	0	2	5.2	
UNLV	01/08/19		8	1-2	.500	0-0	.000	1-1	1.000	2	1	3	3.7	3	0	0	0	0	3	5.1	
at Colorado State	1/12/19		5	0-0	.000	0-0	.000	1-2	.500	1	0	1	3.6	1	0	0	0	0	1	4.8	
at San Diego State	01-15-19		14	0-0	.000	0-0	.000	1-3	.333	0	0	0	3.4	1	0	1	0	1	1	4.6	
WYOMING	01/19/19		13	0-0	.000	0-0	.000	1-2	.500	1	3	4	3.4	1	0	1	1	0	1	4.4	
at UNLV	01/22/19		12	0-2	.000	0-0	.000	2-2	1.000	5	3	8	3.6	2	1	2	1	0	2	4.3	
UTAH STATE	01/26/19	*	14	0-0	.000	0-0	.000	0-0	.000	2	1	3	3.6	2	2	1	1	0	0	4.1	
at Fresno State	02/02/19		4	0-2	.000	0-0	.000	0-0	.000	0	0	0	3.4	1	0	0	0	0	0	3.9	
SAN DIEGO ST.	02/05/19		6	1-1	1.000	0-0	.000	0-1	.000	1	0	1	3.3	0	0	0	0	1	2	3.8	
at Nevada	02/09/19		15	0-0	.000	0-0	.000	0-0	.000	1	2	3	3.3	4	0	0	0	0	0	3.6	
SAN JOSE ST.	02/13/19		16	0-3	.000	0-0	.000	2-2	1.000	1	6	7	3.5	4	1	0	3	0	2	3.5	
FRESNO STATE	02/16/19		4	0-0	.000	0-0	.000	0-0	.000	0	0	0	3.3	0	0	0	0	0	0	3.4	
at Utah St.	02/20/19		8	1-1	1.000	0-0	.000	0-0	.000	1	0	1	3.2	1	0	0	0	0	2	3.3	
at San Jose St.	02/26/19		9	0-1	.000	0-0	.000	0-0	.000	2	1	3	3.2	1	0	1	1	0	0	3.2	
BOISE ST.	03/06/19		9	1-1	1.000	0-0	.000	0-0	.000	0	0	0	3.1	2	0	0	0	0	2	3.2	
at Wyoming	03/09/19		5	0-0	.000	0-0	.000	0-0	.000	0	0	0	3.0	0	0	0	0	0	0	3.1	
Totals			11	403	31-66	.470	0-0	.000	27-50	.540	37	50	87	3.0	53	13	16	19	10	89	3.1

SEASON HIGHS

Points: 10 vs UTEP (11-24-18)
FG: 4 (3x) Last time vs Saint Mary's (12-7-18)
FGA: 9 vs Saint Mary's (12-7-18)
3FG: N/A
3FGA: N/A
FT: 5 (2x) at NMSU (12-4-18)
FTA: 8 at NMSU (12-4-18)
Rebounds: 8 (2x) Last time at UNLV (1-22-19)
Assists: 3 vs Iona (11-13-18)
Blocks: 4 vs No. 5/6 Nevada (1-5-19)
Steals: 2 vs NMSU (11-17-18)
Minutes Played: 30 (2x) Last time vs NMSU (11-17-18)

CAREER HIGHS AT UNM

Points: 12 vs. Northern N.M. (11-11-17)
FG: 6 vs. Northern N.M. (11-11-17)
FGA: 9 vs Saint Mary's (12-7-18)
3FG: N/A
3FGA: N/A
FT: 5 (2x) at NMSU (12-4-18)
FTA: 8 at NMSU (12-4-18)
Rebounds: 8 (2x) Last time at UNLV (1-22-19)
Assists: 3 vs Iona (11-13-18)
Blocks: 4 vs No. 5/6 Nevada (1-5-19)
Steals: 2 vs NMSU (11-17-18)
Minutes Played: 30 (2x) Last time vs NMSU (11-17-18)

CAREER STATISTICS

Season	gp-gs	min/avg	Total		3-Point		F-Throws		Rebounds				Scoring							
			fg-fga	pct	fg-fga	pct	ft-fa	pct	off	def	tot	avg	pf	fo	ast	to	blk	stl	pts	avg
2017-18	31-13	441/14.2	37-61	.607	0-0	.000	22-46	.478	27	51	78	2.5	57	1	6	16	12	2	96	3.1
2018-19	29-11	403/13.9	31-66	.470	0-0	.000	27-50	.540	37	50	87	3.0	53	1	13	16	19	10	89	3.1
TOTAL	60-24	844/14.1	68-127	.535	0-0	.000	49-96	.510	64	101	165	2.8	110	2	19	32	31	12	185	3.1



Drue Drinnon
 6'0" - Freshman - Guard
 Smyrna, Ga. (Univ. School of Nova Southeastern)

22

NOTEWORTHY :

- First-Team All-State as a freshman and sophomore at Pebblebrook High (Ga.)
- Averaged scoring 24 points and 25 points/game as a freshman and sophomore
- Broke 1,000 career points within his first 10 games as a sophomore
- Helped his team to a Regional Champion title and elite eight appearance

GAME-BY-GAME STATISTICS

Opponent	Date	gs	min	Total		3-Pointers		Free throws		Rebounds				pf	a	t/o	blk	stl	pts	avg
				fg-fga	pct	3fg-fga	pct	ft-fga	pct	off	def	tot	avg							
at CSUN	11/6/18		dnp	-	-	-	-	-	-	-	-	-	-	-	-	-	-	-	-	-
IONA	11/13/18	2		0-0	.000	0-0	.000	0-0	.000	0	0	0	0.0	0	1	1	0	0	0	0.0
NM STATE	11/17/18	14		1-2	.500	0-1	.000	0-1	.000	0	0	0	0.0	4	4	0	0	1	2	1.0
UTEP	11/24/18	* 11		1-2	.500	0-0	.000	2-2	1.000	2	0	2	0.7	2	4	3	0	0	4	2.0
at Bradley	12-01-18	* 3		0-1	.000	0-1	.000	0-0	.000	0	0	0	0.5	0	0	0	0	0	0	1.5
at NM State	12/04/18	15		4-7	.571	3-4	.750	2-4	.500	0	1	1	0.6	4	1	1	0	1	13	3.8
vs Saint Mary's	12/07/18	* 27		1-6	.167	1-3	.333	1-2	.500	2	1	3	1.0	1	1	0	1	0	4	3.8
COLORADO	12/11/18	* 26		1-2	.500	0-1	.000	0-0	.000	0	1	1	1.0	2	6	2	0	2	2	3.6
CENTRAL ARK.	12/16/18	* 22		1-5	.200	1-3	.333	1-2	.500	1	3	4	1.4	1	7	2	0	2	4	3.6
NORTH TEXAS	12/18/18	* 11		0-2	.000	0-1	.000	3-4	.750	0	1	1	1.3	2	1	2	0	1	3	3.6
PENN	12/22/18	12		1-1	1.000	1-1	1.000	0-0	.000	1	0	1	1.3	1	2	1	1	0	3	3.5
at University of the Southw	12/30/18	22		3-5	.600	1-3	.333	0-0	.000	2	0	2	1.4	0	12	0	0	1	7	3.8
at Air Force	01/02/19	7		0-1	.000	0-1	.000	0-0	.000	0	1	1	1.3	2	1	0	0	0	0	3.5
NEVADA	01/05/19	3		0-0	.000	0-0	.000	0-0	.000	0	0	0	1.2	1	0	1	0	0	0	3.2
UNLV	01/08/19	7		2-2	1.000	0-0	.000	0-0	.000	0	0	0	1.1	0	0	0	0	0	4	3.3
at Colorado State	1/12/19	10		0-3	.000	0-1	.000	0-1	.000	0	0	0	1.1	2	1	1	0	0	0	3.1
at San Diego State	01-15-19	19		1-3	.333	0-1	.000	2-2	1.000	1	3	4	1.3	2	2	2	0	1	4	3.1
at Fresno State	02/02/19		dnp	-	-	-	-	-	-	-	-	-	-	-	-	-	-	-	-	-
SAN DIEGO ST.	02/05/19	17		3-3	1.000	0-0	.000	2-2	1.000	1	0	1	1.2	3	1	0	0	0	8	3.4
at Nevada	02/09/19	* 22		0-3	.000	0-2	.000	0-2	.000	1	1	2	1.3	1	1	4	0	1	0	3.2
SAN JOSE ST.	02/13/19	* 15		1-3	.333	0-1	.000	0-0	.000	0	0	0	1.2	0	2	0	0	0	2	3.2
FRESNO STATE	02/16/19	16		0-1	.000	0-0	.000	0-0	.000	1	2	3	1.3	2	2	0	0	0	0	3.0
at Utah St.	02/20/19	14		1-1	1.000	0-0	.000	2-3	.667	0	1	1	1.3	1	1	3	0	0	4	3.0
at San Jose St.	02/26/19	6		0-1	.000	0-1	.000	0-2	.000	0	0	0	1.2	1	0	1	0	1	0	2.9
COLORADO STATE	03/02/19	14		0-2	.000	0-1	.000	1-2	.500	0	0	0	1.2	1	2	1	0	0	1	2.8
BOISE ST.	03/06/19	14		0-0	.000	0-0	.000	0-0	.000	0	0	0	1.1	1	4	0	0	0	0	2.7
at Wyoming	03/09/19	12		1-2	.500	1-2	.500	0-0	.000	0	0	0	1.1	2	2	0	0	0	3	2.7
Totals		8	341	22-58	.379	8-28	.286	16-29	.552	12	15	27	1.1	36	58	25	2	11	68	2.7

SEASON HIGHS

Points: 13 at NMSU (12-4-18)
FG: 4 at NMSU (12-4-18)
FGA: 7 at NMSU (12-4-18)
3FG: 3 at NMSU (12-4-18)
3FGA: 4 at NMSU (12-4-18)
FT: 3 vs North Texas (12-18-18)
FTA: 4 (2x) vs North Texas (12-18-18)
Rebounds: 4 (3x) Last time vs Utah State (1-26-19)
Assists: 12 vs Southwest (12-30-18)
Blocks: 1 (2x) Last time vs Penn (12-22-18)
Steals: 2 (2x) Last time vs Central Arkansas (12-16-18)
Minutes Played: 27 vs Saint Mary's (12-7-18)

CAREER HIGHS AT UNM

Points: 13 at NMSU (12-4-18)
FG: 4 at NMSU (12-4-18)
FGA: 7 at NMSU (12-4-18)
3FG: 3 at NMSU (12-4-18)
3FGA: 4 at NMSU (12-4-18)
FT: 3 vs North Texas (12-18-18)
FTA: 4 (2x) vs North Texas (12-18-18)
Rebounds: 4 (3x) Last time vs Utah State (1-26-19)
Assists: 12 vs Southwest (12-30-18)
Blocks: 1 (2x) Last time vs Penn (12-22-18)
Steals: 2 (2x) Last time vs Central Arkansas (12-16-18)
Minutes Played: 27 vs Saint Mary's (12-7-18)

CAREER STATISTICS

Season	gp-gs	min/avg	Total		3-Point		F-Throws		Rebounds				Scoring							
			fg-fga	pct	fg-fga	pct	ft-fga	pct	off	def	tot	avg	pf	fo	ast	to	blk	stl	pts	avg
2018-19	25-8	341/13.6	22-58	.379	8-28	.286	16-29	.552	12	15	27	1.1	36	0	58	25	2	11	68	2.7
TOTAL	25-8	341/13.6	22-58	.379	8-28	.286	16-29	.552	12	15	27	1.1	36	0	58	25	2	11	68	2.7



Anthony Mathis
 6'3" - Senior - Guard
 West Linn, Ore. (West Linn HS)

32

NOTEWORTHY :

- Scored a career-high 25 points twice, both against Utah State (1-31-18 & 2-14-18) with a career-best six - then seven - 3-pointers, respectively.
- Finished 2016-17 ranked 4th in the nation in 3-point percentage (47.3%)
- Broke UNM record for most conference 3-pointers in a season with 66
- Part of back-to-back-to-back 6A Oregon state championships
- 6A Second Team All-State as a HS senior/First Team All-State as a junior

GAME-BY-GAME STATISTICS

Opponent	Date	gs	min	Total		3-Pointers		Free throws		Rebounds				pf	a	t/o	blk	stl	pts	avg	
				fg-fga	pct	3fg-fga	pct	ft-fa	pct	off	def	tot	avg								
at CSUN	11/6/18	*	25	4-8	.500	4-7	.571	0-0	.000	0	1	1	1.0	4	3	1	0	0	12	12.0	
IONA	11/13/18	*	24	5-10	.500	4-8	.500	0-0	.000	0	1	1	1.0	4	1	5	0	0	14	13.0	
NM STATE	11/17/18		20	6-7	.857	4-5	.800	6-6	1.000	1	1	2	1.3	4	3	2	0	2	22	16.0	
UTEP	11/24/18	*	31	5-7	.714	4-4	1.000	4-5	.800	0	1	1	1.3	4	1	3	0	2	18	16.5	
at Bradley	12-01-18		29	7-14	.500	7-14	.500	2-2	1.000	2	2	4	1.8	2	5	3	0	1	23	17.8	
at NM State	12/04/18		23	1-8	.125	1-5	.200	2-2	1.000	0	0	0	1.5	1	0	1	0	2	5	15.7	
vs Saint Mary's	12/07/18		24	2-11	.182	0-8	.000	0-0	.000	1	0	1	1.4	0	1	3	0	2	4	14.0	
COLORADO	12/11/18	*	34	7-11	.636	7-10	.700	2-3	.667	0	1	1	1.4	5	1	1	0	2	23	15.1	
CENTRAL ARK.	12/16/18	*	29	4-15	.267	4-15	.267	1-2	.500	0	4	4	1.7	1	1	0	0	0	13	14.9	
NORTH TEXAS	12/18/18		35	4-8	.500	1-5	.200	11-11	1.000	0	3	3	1.8	2	5	2	1	1	20	15.4	
PENN	12/22/18	*	34	4-13	.308	3-7	.429	2-2	1.000	0	5	5	2.1	3	4	3	1	1	13	15.2	
at University of the Southw	12/30/18	*	15	6-9	.667	6-9	.667	0-0	.000	0	1	1	2.0	1	1	1	0	0	18	15.4	
at Air Force	01/02/19	*	36	5-12	.417	3-9	.333	4-4	1.000	0	1	1	1.9	1	3	1	0	2	17	15.5	
NEVADA	01/05/19	*	35	7-19	.368	5-14	.357	8-10	.800	1	5	6	2.2	3	5	3	0	1	27	16.4	
UNLV	01/08/19	*	38	3-14	.214	2-10	.200	1-2	.500	2	1	3	2.3	2	4	5	0	0	9	15.9	
at Colorado State	1/12/19	*	32	5-8	.625	4-6	.667	2-2	1.000	1	2	3	2.3	4	1	3	1	0	16	15.9	
at San Diego State	01-15-19	*	33	6-11	.545	6-10	.600	3-4	.750	0	0	0	2.2	2	0	2	0	1	21	16.2	
WYOMING	01/19/19	*	30	3-9	.333	2-6	.333	4-4	1.000	0	8	8	2.5	1	4	5	0	2	12	15.9	
at UNLV	01/22/19	*	36	3-6	.500	2-5	.400	0-1	.000	1	1	2	2.5	2	0	3	0	1	8	15.5	
UTAH STATE	01/26/19		34	6-10	.600	4-7	.571	0-0	.000	0	2	2	2.5	1	0	3	0	0	16	15.6	
at Fresno State	02/02/19		30	6-13	.462	6-13	.462	1-1	1.000	0	0	0	2.3	5	1	2	1	2	19	15.7	
SAN DIEGO ST.	02/05/19		31	4-9	.444	3-8	.375	6-6	1.000	1	2	3	2.4	3	4	0	0	1	17	15.8	
at Nevada	02/09/19		21	2-8	.250	2-6	.333	0-0	.000	0	1	1	2.3	4	1	2	0	2	6	15.3	
SAN JOSE ST.	02/13/19		24	5-8	.625	4-6	.667	2-2	1.000	0	3	3	2.3	0	1	0	0	0	16	15.4	
FRESNO STATE	02/16/19		32	3-5	.600	3-5	.600	4-4	1.000	0	1	1	2.3	4	0	0	0	0	13	15.3	
at Utah St.	02/20/19	*	38	7-12	.583	4-9	.444	2-3	.667	0	3	3	2.3	1	0	3	0	0	20	15.5	
at San Jose St.	02/26/19	*	33	1-14	.071	1-12	.083	2-2	1.000	0	0	0	2.2	2	2	0	1	2	5	15.1	
COLORADO STATE	03/02/19	*	33	4-9	.444	2-6	.333	6-6	1.000	1	0	1	2.2	2	4	1	0	0	16	15.1	
BOISE ST.	03/06/19	*	36	2-4	.500	2-4	.500	0-0	.000	0	1	1	2.1	2	3	1	0	0	6	14.8	
at Wyoming	03/09/19	*	35	2-8	.250	2-6	.333	6-7	.857	0	2	2	2.1	5	2	2	0	0	12	14.7	
Totals			19	910	129-300	.430	102-239	.427	81-91	890	11	53	64	2.1	75	61	61	5	27	441	14.7

SEASON HIGHS

Points: 27 vs No. 5/6 Nevada (1-5-19)
FG: 7 (4x) Last time at Utah State (2-20-19)
FGA: 19 vs No. 5/6 Nevada (1-5-19)
3FG: 7 (2x) Last time vs Colorado (12-11-18)
3FGA: 15 vs Central Arkansas (12-16-18)
FT: 11 vs North Texas (12-18-18)
FTA: 11 vs North Texas (12-18-18)
Rebounds: 8 vs Wyoming (1-19-19)
Assists: 5 (3x) Last time vs No. 5/6 Nevada (1-5-19)
Blocks: 1 (5x) Last time at San José State (2-26-19)
Steals: 2 (10x) Last time at San José State (2-26-19)
Minutes Played: 38 (2x) Last time at Utah State (2-20-19)

CAREER HIGHS AT UNM

Points: 27 vs No. 5/6 Nevada (1-5-19)
FG: 8 (3x) Last time vs Fresno State (3-3-18)
FGA: 19 vs No. 5/6 Nevada (1-5-19)
3FG: 7 (3x) Last time vs Colorado (12-11-18)
3FGA: 15 vs Central Arkansas (12-16-18)
FT: 11 vs North Texas (12-18-18)
FTA: 11 vs North Texas (12-18-18)
Rebounds: 8 vs Wyoming (1-19-19)
Assists: 5 (5x) Last time vs No. 5/6 Nevada (1-5-19)
Blocks: 1 (9x) Last time at San José State (2-26-19)
Steals: 4 vs. Northern N.M. (11-11-17)
Minutes Played: 38 (2x) Last time at Utah State (2-20-19)

CAREER STATISTICS

Season	gp-gs	min/avg	fg-fga	pct	fg-fga	pct	ft-fa	pct	off	def	tot	avg	pf	fo	ast	to	blk	stl	pts	avg
2015-16	25-0	164/6.6	17-44	.386	12-34	.353	11-12	.917	2	11	13	0.5	25	0	9	12	0	7	57	2.3
2016-17	10-0	64/6.4	10-25	.400	6-19	.316	3-3	1.000	1	9	10	1.0	4	0	8	2	0	2	29	2.9
2017-18	34-11	760/22.4	134-271	.494	98-207	.473	67-78	.859	14	58	72	2.1	87	5	34	27	4	19	433	12.7
2018-19	30-19	910/30.3	129-300	.430	102-239	.427	81-91	.890	11	53	64	2.1	75	3	61	61	5	27	441	14.7
TOTAL	99-30	1898/19.2	290-640	.453	218-499	.437	162-184	.880	28	131	159	1.6	191	8	112	102	9	55	960	9.7



Jordan Arroyo

6'7" - Freshman - Forward

Albuquerque, N.M. (Atrisco Heritage Academy)

33

NOTEWORTHY :

- Helped lead Atrisco Heritage to the 6A State Championship in 2018
- First Team All-State, First Team All-Metro and First Team All-District
- New Mexico State Tournament MVP
- All-Metro Defensive Player of the Year
- Shot 63 percent from the floor with 13 double-doubles on the season
- National Hispanic Scholar, Four-Year Honor Roll recipient and academic letterman

GAME-BY-GAME STATISTICS

Opponent	Date	gs	min	Total		3-Pointers		Free throws		Rebounds				pf	a	t/o	blk	stl	pts	avg	
				fg-fga	pct	3fg-fga	pct	ft-fta	pct	off	def	tot	avg								
at CSUN	11/6/18		8	0-0	.000	0-0	.000	2-2	1.000	0	2	2	2.0	0	0	1	0	0	2	2.0	
IONA	11/13/18		5	0-0	.000	0-0	.000	0-0	.000	0	0	0	1.0	0	0	0	0	0	0	1.0	
NM STATE	11/17/18		6	1-1	1.000	0-0	.000	0-1	.000	1	0	1	1.0	1	0	1	0	0	2	1.3	
UTEP	11/24/18	*	10	1-2	.500	0-0	.000	0-0	.000	0	0	0	0.8	1	0	0	1	0	2	1.5	
at Bradley	12-01-18	*	4	0-0	.000	0-0	.000	0-0	.000	0	0	0	0.6	0	0	0	0	0	0	1.2	
at NM State	12/04/18		12	1-1	1.000	0-0	.000	0-4	.000	2	3	5	1.3	3	0	0	1	1	2	1.3	
vs Saint Mary's	12/07/18		10	1-2	.500	0-0	.000	0-0	.000	2	0	2	1.4	0	0	0	0	0	2	1.4	
at University of the Southw	12/30/18		6	3-3	1.000	0-0	.000	0-0	.000	0	1	1	1.4	1	0	0	0	0	6	2.0	
at Air Force	01/02/19		dnp	-	-	-	-	-	-	-	-	-	-	-	-	-	-	-	-	-	
at Colorado State	1/12/19		dnp	-	-	-	-	-	-	-	-	-	-	-	-	-	-	-	-	-	
at San Diego State	01-15-19		1	0-0	.000	0-0	.000	0-0	.000	0	0	0	1.2	0	0	0	0	0	0	1.8	
WYOMING	01/19/19		3	0-0	.000	0-0	.000	0-0	.000	1	0	1	1.2	1	0	0	1	1	0	1.6	
at Fresno State	02/02/19		dnp	-	-	-	-	-	-	-	-	-	-	-	-	-	-	-	-	-	
SAN JOSE ST.	02/13/19		3	0-0	.000	0-0	.000	1-2	.500	1	0	1	1.2	0	0	0	0	0	1	1.5	
at Utah St.	02/20/19		dnp	-	-	-	-	-	-	-	-	-	-	-	-	-	-	-	-	-	
COLORADO STATE	03/02/19		3	0-0	.000	0-0	.000	0-0	.000	0	0	0	1.1	1	0	0	0	0	0	1.4	
at Wyoming	03/09/19		dnp	-	-	-	-	-	-	-	-	-	-	-	-	-	-	-	-	-	
Totals			2	71	7-9	.778	0-0	.000	3-9	.333	7	6	13	1.1	8	0	2	3	2	17	1.4

SEASON HIGHS

Points: 6 vs Southwest (12-30-18)
FG: 3 vs Southwest (12-30-18)
FGA: 3 vs Southwest (12-30-18)
3FG: N/A
3FGA: N/A
FT: 2 at CSUN (11-6-18)
FTA: 4 at NMSU (12-4-18)
Rebounds: 5 at NMSU (12-4-18)
Assists: N/A
Blocks: 1 (3x) Last time vs Wyoming (1-19-19)
Steals: 1 (2x) Last time vs Wyoming (1-19-19)
Minutes Played: 12 at NMSU (12-4-18)

CAREER HIGHS AT UNM

Points: 6 vs Southwest (12-30-18)
FG: 3 vs Southwest (12-30-18)
FGA: 3 vs Southwest (12-30-18)
3FG: N/A
3FGA: N/A
FT: 2 at CSUN (11-6-18)
FTA: 4 at NMSU (12-4-18)
Rebounds: 5 at NMSU (12-4-18)
Assists: N/A
Blocks: 1 (3x) Last time vs Wyoming (1-19-19)
Steals: 1 (2x) Last time vs Wyoming (1-19-19)
Minutes Played: 12 at NMSU (12-4-18)

CAREER STATISTICS

Season	gp-gs	min/avg	Total		3-Point		F-Throws		Rebounds				Scoring							
			fg-fga	pct	fg-fga	pct	ft-fta	pct	off	def	tot	avg	pf	fo	ast	to	blk	stl	pts	avg
2018-19	12-2	71/5.9	7-9	.778	0-0	.000	3-9	.333	7	6	13	1.1	8	0	0	2	3	2	17	1.4
TOTAL	12-2	71/5.9	7-9	.778	0-0	.000	3-9	.333	7	6	13	1.1	8	0	0	2	3	2	17	1.4



Carlton Bragg
 6'10" - Redshirt-Junior - Forward
 Cleveland, Ohio (Kansas/Arizona State)

35

NOTEWORTHY :

- Competed for two seasons at Kansas before transferring to Arizona State
- Saw action in a total of 69 games while at Kansas
- Averaged 13.8 minutes, 5.2 points and 4.1 rebounds per game as a sophomore
- Scored a season-high 12 points as a freshman in the Big 12 Quarterfinals in 2016
- 2015 McDonald's High School All-American

GAME-BY-GAME STATISTICS

Opponent	Date	qs	min	Total		3-Pointers		Free throws		Rebounds				pf	a	t/o	blk	stl	pts	avg	
				fg-fga	pct	3fg-fga	pct	ft-fta	pct	off	def	tot	avg								
at CSUN	11/6/18		dnp	-	-	-	-	-	-	-	-	-	-	-	-	-	-	-	-	-	
at Bradley	12-01-18		dnp	-	-	-	-	-	-	-	-	-	-	-	-	-	-	-	-	-	
CENTRAL ARK.	12/16/18		23	7-12	.583	0-1	.000	2-3	.667	2	5	7	7.0	1	0	1	0	1	16	16.0	
NORTH TEXAS	12/18/18		27	1-6	.167	0-1	.000	4-4	1.000	0	7	7	7.0	3	0	1	0	3	6	11.0	
PENN	12/22/18	*	27	6-9	.667	0-1	.000	1-3	.333	1	6	7	7.0	4	0	2	0	2	13	11.7	
at University of the Southw	12/30/18	*	20	5-10	.500	0-0	.000	2-2	1.000	3	4	7	7.0	2	0	3	2	0	12	11.8	
at Air Force	01/02/19	*	17	2-4	.500	0-0	.000	1-3	.333	3	6	9	7.4	4	1	2	2	1	5	10.4	
NEVADA	01/05/19	*	32	4-7	.571	0-0	.000	1-2	.500	4	8	12	8.2	3	2	1	2	0	9	10.2	
UNLV	01/08/19	*	21	5-10	.500	0-1	.000	2-2	1.000	2	5	7	8.0	2	0	2	0	1	12	10.4	
at Colorado State	1/12/19	*	25	2-4	.500	0-0	.000	1-3	.333	0	6	6	7.8	3	0	0	1	0	5	9.8	
at San Diego State	01-15-19	*	17	4-8	.500	0-0	.000	4-4	1.000	1	3	4	7.3	3	2	2	2	0	12	10.0	
WYOMING	01/19/19	*	24	7-9	.778	0-0	.000	2-2	1.000	1	4	5	7.1	1	0	0	3	2	16	10.6	
at UNLV	01/22/19	*	28	5-10	.500	0-0	.000	2-4	.500	5	7	12	7.5	4	2	2	1	1	12	10.7	
UTAH STATE	01/26/19	*	28	6-13	.462	0-0	.000	6-7	.857	2	4	6	7.4	0	0	2	2	0	18	11.3	
at Fresno State	02/02/19	*	22	2-7	.286	0-2	.000	3-7	.429	3	12	15	8.0	3	0	0	2	1	7	11.0	
SAN DIEGO ST.	02/05/19	*	26	2-4	.500	0-0	.000	4-5	.800	2	9	11	8.2	3	1	2	1	2	8	10.8	
at Nevada	02/09/19	*	19	4-10	.400	0-0	.000	5-6	.833	3	5	8	8.2	4	1	3	0	1	13	10.9	
SAN JOSE ST.	02/13/19	*	23	1-5	.200	0-0	.000	5-6	.833	0	5	5	8.0	0	0	0	1	0	7	10.7	
FRESNO STATE	02/16/19		24	1-6	.167	0-0	.000	5-8	.625	3	7	10	8.1	2	2	2	2	0	7	10.5	
at Utah St.	02/20/19	*	29	0-0	.000	0-0	.000	2-2	1.000	0	7	7	8.1	5	0	2	2	0	2	10.0	
at San Jose St.	02/26/19	*	31	7-13	.538	0-0	.000	3-7	.429	10	6	16	8.5	5	1	3	2	1	17	10.4	
COLORADO STATE	03/02/19	*	24	4-7	.571	0-0	.000	1-5	.200	4	10	14	8.8	4	0	3	1	3	9	10.3	
BOISE ST.	03/06/19	*	25	3-5	.600	0-0	.000	5-9	.556	2	7	9	8.8	3	1	1	3	0	11	10.3	
at Wyoming	03/09/19	*	31	9-16	.563	0-0	.000	4-5	.800	7	13	20	9.3	4	1	0	0	3	22	10.9	
Totals			19	543	87-175	.497	0-6	.000	65-99	.657	58	146	204	9.3	63	14	34	29	22	239	10.9

SEASON HIGHS

Points: 22 at Wyoming (3-9-19)
FG: 9 at Wyoming (3-9-19)
FGA: 16 at Wyoming (3-9-19)
3FG: 0
3FGA: 2 at Fresno State (2-2-19)
FT: 6 vs Utah State (1-26-19)
FTA: 9 vs Boise State (3-6-19)
Rebounds: 20 at Wyoming (3-9-19)
Assists: 2 (4x) Last time vs Fresno State (2-17-19)
Blocks: 3 (2x) Last time vs Boise State (3-6-19)
Steals: 3 (3x) Last time at Wyoming (3-9-19)
Minutes Played: 32 vs No. 5/6 Nevada (1-5-19)

CAREER HIGHS AT UNM

Points: 22 at Wyoming (3-9-19)
FG: 9 at Wyoming (3-9-19)
FGA: 16 at Wyoming (3-9-19)
3FG: 0
3FGA: 2 at Fresno State (2-2-19)
FT: 6 vs Utah State (1-26-19)
FTA: 9 vs Boise State (3-6-19)
Rebounds: 20 at Wyoming (3-9-19)
Assists: 2 (4x) Last time vs Fresno State (2-17-19)
Blocks: 3 (2x) Last time vs Boise State (3-6-19)
Steals: 3 (3x) Last time at Wyoming (3-9-19)
Minutes Played: 32 vs No. 5/6 Nevada (1-5-19)

CAREER STATISTICS

Season	gp-gs	min/avg	Total		3-Point		F-Throws		Rebounds				Scoring							
			fg-fga	pct	fg-fga	pct	ft-fta	pct	off	def	tot	avg	pf	fo	ast	to	blk	stl	pts	avg
2018-19	22-19	543/24.7	87-175	.497	0-6	.000	65-99	.657	58	146	204	9.3	63	2	14	34	29	22	239	10.9
TOTAL	22-19	543/24.7	87-175	.497	0-6	.000	65-99	.657	58	146	204	9.3	63	2	14	34	29	22	239	10.9

STAT BREAKDOWN: THIS SEASON VS WYOMING

New Mexico vs. No. 10 Seed Wyoming

RECORD:	OVERALL	HOME	AWAY	NEUTRAL
ALL GAMES	1-1	1-0	0-1	0-0
CONFERENCE	1-1	1-0	0-1	0-0
NON-CONFERENCE	0-0	0-0	0-0	0-0

#	Player	gp-gs	min	avg	Total		3-Point		F-Throw		Rebounds																
					fg-fga	fg%	3fg-fga	3fg%	ft-fa	ft%	off	def	tot	avg	pf	dq	a	a/q	to	to/q	a/to	blk	blk/q	stl	stl/q	pts	avg
35	BRAGG, Carlton	2-2	55	27.5	16-25	.640	0-0	.000	6-7	.857	8	17	25	12.5	5	0	1	0.50	0	0.00	99.00	3	1.50	5	2.50	38	19.0
10	MALUACH, Makuach	2-2	54	27.0	9-16	.563	6-10	.600	5-7	.714	0	4	4	2.0	5	0	7	3.50	5	2.50	1.40	2	1.00	1	0.50	29	14.5
02	JACKSON, Vance	2-2	60	30.0	8-24	.333	2-11	.182	8-13	.615	3	18	21	10.5	5	0	8	4.00	8	4.00	1.00	0	0.00	1	0.50	26	13.0
32	MATHIS, Anthony	2-2	65	32.5	5-17	.294	4-12	.333	10-11	.909	0	10	10	5.0	6	1	6	3.00	7	3.50	0.86	0	0.00	2	1.00	24	12.0
03	McGEE, Keith	2-0	43	21.5	6-15	.400	3-8	.375	2-3	.667	1	3	4	2.0	7	0	4	2.00	3	1.50	1.33	0	0.00	1	0.50	17	8.5
14	KUIPER, Dane	2-2	48	24.0	6-13	.462	2-6	.333	2-2	1.000	1	3	4	2.0	4	0	4	2.00	3	1.50	1.33	0	0.00	4	2.00	16	8.0
04	PERCY, Tavian	1-0	18	18.0	1-3	.333	0-1	.000	2-3	.667	0	0	0	0.0	2	0	0	0.00	0	0.00	0.00	0	0.00	0	0.00	4	4.0
22	DRINNON, Drue	1-0	12	12.0	1-2	.500	1-2	.500	0-0	.000	0	0	0	0.0	2	0	2	2.00	0	0.00	99.00	0	0.00	0	0.00	3	3.0
01	MANIGAULT, Corey	2-0	22	11.0	2-7	.286	0-0	.000	0-2	.000	5	1	6	3.0	2	0	2	1.00	1	0.50	2.00	0	0.00	0	0.00	4	2.0
05	PATTERSON, Clay	1-0	2	2.0	0-1	.000	0-1	.000	2-2	1.000	0	0	0	0.0	0	0	0	0.00	0	0.00	0.00	0	0.00	0	0.00	2	2.0
15	PINCHUK, Vladimir	2-0	18	9.0	0-0	.000	0-0	.000	1-2	.500	1	3	4	2.0	1	0	0	0.00	1	0.50	0.00	1	0.50	0	0.00	1	0.5
33	ARROYO, Jordan	1-0	3	3.0	0-0	.000	0-0	.000	0-0	.000	1	0	1	1.0	1	0	0	0.00	0	0.00	0.00	1	1.00	1	1.00	0	0.0
Total.....		2	400		54-123	.439	18-51	.353	38-52	.731	25	60	85	42.5	40	1	34	17.00	31	15.50	1.10	7	3.50	15	7.50	164	82.0
Opponents.....		2	400		46-106	.434	16-47	.340	33-47	.702	7	49	56	28.0	39	-	25	12.50	28	14.00	0.89	5	2.50	12	6.00	141	70.5

Score by Periods	1st	2nd	Totals
New Mexico	83	81	164
Opponents	67	74	141

No. 10 Seed Wyoming vs. New Mexico

RECORD:	OVERALL	HOME	AWAY	NEUTRAL
ALL GAMES	1-1	1-0	0-1	0-0
CONFERENCE	1-1	1-0	0-1	0-0
NON-CONFERENCE	0-0	0-0	0-0	0-0

#	Player	gp-gs	min	avg	Total		3-Point		F-Throw		Rebounds																
					fg-fga	fg%	3fg-fga	3fg%	ft-fa	ft%	off	def	tot	avg	pf	dq	a	a/q	to	to/q	a/to	blk	blk/q	stl	stl/q	pts	avg
01	Justin James	2-2	75	37.5	17-40	.425	3-13	.231	3-4	.750	2	15	17	8.5	3	0	6	3.00	5	2.50	1.20	1	0.50	2	1.00	40	20.0
02	A.J. Banks	2-2	73	36.5	9-17	.529	2-5	.400	10-14	.714	0	6	6	3.0	3	0	6	3.00	8	4.00	0.75	1	0.50	2	1.00	30	15.0
00	HENDRICKS, Jake	1-1	40	40.0	3-6	.500	2-5	.400	3-4	.750	0	2	2	2.0	4	0	3	3.00	1	1.00	3.00	0	0.00	1	1.00	11	11.0
10	Hunter Thompson	2-1	63	31.5	5-9	.556	4-6	.667	6-8	.750	1	5	6	3.0	4	0	3	1.50	4	2.00	0.75	2	1.00	0	0.00	20	10.0
33	Jordan Naughton	2-1	29	14.5	4-4	1.000	0-0	.000	3-4	.750	0	4	4	2.0	6	0	1	0.50	2	1.00	0.50	0	0.00	0	0.00	11	5.5
22	Brandon Porter	2-0	30	15.0	4-9	.444	2-4	.500	0-0	.000	1	1	2	1.0	8	1	1	0.50	1	0.50	1.00	0	0.00	2	1.00	10	5.0
13	Trevon Taylor	2-2	60	30.0	1-8	.125	0-5	.000	6-7	.857	0	7	7	3.5	7	0	4	2.00	5	2.50	0.80	0	0.00	3	1.50	8	4.0
11	Trace Young	2-1	28	14.0	2-12	.167	2-8	.250	2-6	.333	1	2	3	1.5	3	0	1	0.50	2	1.00	0.50	1	0.50	2	1.00	8	4.0
55	Haize Fornstrom	1-0	1	1.0	1-1	1.000	1-1	1.000	0-0	.000	0	0	0	0.0	1	0	0	0.00	0	0.00	0.00	0	0.00	0	0.00	3	3.0
40	KC Henry	1-0	1	1.0	0-0	.000	0-0	.000	0-0	.000	0	0	0	0.0	0	0	0	0.00	0	0.00	0.00	0	0.00	0	0.00	0	0.0
Total.....		2	400		46-106	.434	16-47	.340	33-47	.702	7	49	56	28.0	39	1	25	12.50	28	14.00	0.89	5	2.50	12	6.00	141	70.5
Opponents.....		2	400		54-123	.439	18-51	.353	38-52	.731	25	60	85	42.5	40	-	34	17.00	31	15.50	1.10	7	3.50	15	7.50	164	82.0

Score by Periods	1st	2nd	Totals
Wyoming	67	74	141
Opponents	83	81	164

STAT BREAKDOWN: THIS SEASON VS UTAH STATE

New Mexico vs. No. 2 Seed Utah State

RECORD:	OVERALL	HOME	AWAY	NEUTRAL
ALL GAMES	0-2	0-1	0-1	0-0
CONFERENCE	0-2	0-1	0-1	0-0
NON-CONFERENCE	0-0	0-0	0-0	0-0

#	Player	gp-gs	min	avg	Total		3-Point		F-Throw		Rebounds											pts	avg				
					fg-fga	fg%	3fg-fga	3fg%	ft-fa	ft%	off	def	tot	avg	pf	dq	a	a/g	to	to/g	a/to			blk	blk/g	stl	stl/g
32	MATHIS, Anthony	2-1	72	36.0	13-22	.591	8-16	.500	2-3	.667	0	5	5	2.5	2	0	0	0.00	6	3.00	0.00	0	0.00	0	0.00	36	18.0
02	JACKSON, Vance	2-0	63	31.5	8-24	.333	2-10	.200	3-4	.750	2	14	16	8.0	5	0	4	2.00	2	1.00	2.00	2	1.00	1	0.50	21	10.5
35	BRAGG, Carlton	2-2	57	28.5	6-13	.462	0-0	.000	8-9	.889	2	11	13	6.5	5	1	0	0.00	4	2.00	0.00	4	2.00	0	0.00	20	10.0
10	MALUACH, Makuach	2-2	64	32.0	6-18	.333	3-10	.300	2-2	1.000	4	7	11	5.5	9	1	8	4.00	2	1.00	4.00	1	0.50	0	0.00	17	8.5
03	McGEE, Keith	2-2	50	25.0	4-15	.267	2-7	.286	1-2	.500	0	3	3	1.5	3	0	3	1.50	7	3.50	0.43	1	0.50	4	2.00	11	5.5
01	MANIGAULT, Corey	2-1	23	11.5	4-10	.400	0-1	.000	1-2	.500	1	4	5	2.5	3	0	0	0.00	4	2.00	0.00	0	0.00	3	1.50	9	4.5
22	DRINNON, Drue	1-0	14	14.0	1-1	1.000	0-0	.000	2-3	.667	0	1	1	1.0	1	0	1	1.00	3	3.00	0.33	0	0.00	0	0.00	4	4.0
15	PINCHUK, Vladimir	2-1	22	11.0	1-1	1.000	0-0	.000	0-0	.000	3	1	4	2.0	3	0	2	1.00	1	0.50	2.00	1	0.50	0	0.00	2	1.0
14	KUIPER, Dane	1-0	25	25.0	0-4	.000	0-2	.000	1-2	.500	0	4	4	4.0	1	0	3	3.00	0	0.00	99.00	0	0.00	0	0.00	1	1.0
04	PERCY, Tavian	1-1	10	10.0	0-0	.000	0-0	.000	0-0	.000	0	4	0	0.0	2	0	0	0.00	0	0.00	0.00	0	0.00	0	0.00	0	0.0
Total.....		2	400		43-108	.398	15-46	.326	20-27	.741	17	53	70	35.0	34	2	21	10.50	29	14.50	0.72	9	4.50	8	4.00	121	60.5
Opponents.....		2	400		53-125	.424	16-45	.356	17-28	.607	25	53	78	39.0	30	-	37	18.50	21	10.50	1.76	10	5.00	17	8.50	139	69.5

Score by Periods	1st	2nd	Totals
New Mexico	59	62	121
Opponents	71	68	139

No. 2 Seed Utah State vs. New Mexico

RECORD:	OVERALL	HOME	AWAY	NEUTRAL
ALL GAMES	2-0	1-0	1-0	0-0
CONFERENCE	2-0	1-0	1-0	0-0
NON-CONFERENCE	0-0	0-0	0-0	0-0

#	Player	gp-gs	min	avg	Total		3-Point		F-Throw		Rebounds											pts	avg				
					fg-fga	fg%	3fg-fga	3fg%	ft-fa	ft%	off	def	tot	avg	pf	dq	a	a/g	to	to/g	a/to			blk	blk/g	stl	stl/g
05	MERRILL, Sam	2-2	77	38.5	13-41	.317	5-18	.278	4-5	.800	2	7	9	4.5	5	0	7	3.50	4	2.00	1.75	1	0.50	4	2.00	35	17.5
23	QUETA, Neemias	2-2	63	31.5	14-21	.667	0-0	.000	3-6	.500	6	16	22	11.0	6	0	6	3.00	8	4.00	0.75	6	3.00	1	0.50	31	15.5
22	MILLER, Brock	2-2	59	29.5	6-17	.353	5-14	.357	2-2	1.000	1	1	2	1.0	2	0	3	1.50	1	0.50	3.00	0	0.00	1	0.50	19	9.5
10	TAYLOR, Quinn	2-2	52	26.0	7-14	.500	0-1	.000	2-5	.400	5	5	10	5.0	4	0	4	2.00	2	1.00	2.00	1	0.50	1	0.50	16	8.0
24	BRITO, Diogo	2-0	50	25.0	4-9	.444	3-6	.500	5-6	.833	1	8	9	4.5	1	0	5	2.50	3	1.50	1.67	0	0.00	4	2.00	16	8.0
12	BEAN, Justin	2-0	27	13.5	5-11	.455	0-0	.000	0-0	.000	4	4	8	4.0	3	0	1	0.50	1	0.50	1.00	2	1.00	3	1.50	10	5.0
15	PORTER, Abel	2-2	61	30.5	3-9	.333	3-5	.600	0-2	.000	0	8	8	4.0	7	0	9	4.50	2	1.00	4.50	0	0.00	3	1.50	9	4.5
02	BROWN JR., Dwayne	2-0	10	5.0	1-3	.333	0-1	.000	1-2	.500	0	1	1	0.5	2	0	2	1.00	0	0.00	99.00	0	0.00	0	0.00	3	1.5
30	JOHNSON, Alek	1-0	1	1.0	0-0	.000	0-0	.000	0-0	.000	0	0	0	0.0	0	0	0	0.00	0	0.00	0.00	0	0.00	0	0.00	0	0.0
Total.....		2	400		53-125	.424	16-45	.356	17-28	.607	25	53	78	39.0	30	0	37	18.50	21	10.50	1.76	10	5.00	17	8.50	139	69.5
Opponents.....		2	400		43-108	.398	15-46	.326	20-27	.741	17	53	70	35.0	34	-	21	10.50	29	14.50	0.72	9	4.50	8	4.00	121	60.5

Score by Periods	1st	2nd	Totals
Utah State	71	68	139
Opponents	59	62	121

UNM VS OPPONENTS

Utah State

Utah State leads 25-11
Home 8-11 (Pit 3-3), Road 2-13, Neutral 0-0

2-2-52	Utah State	68-52	at Logan
2-7-52	Utah State	62-58	Albuquerque
2-7-53	Utah State	76-70	at Logan
2-21-53	New Mexico	99-91	Albuquerque
2-6-54	New Mexico	97-74	Albuquerque
2-20-54	Utah State	65-55	at Logan
2-3-55	Utah State	89-63	at Logan
2-26-55	Utah State	79-68	Albuquerque
2-4-56	Utah State	75-62	at Logan
3-3-56	New Mexico	74-63	Albuquerque
2-2-57	Utah State	84-73	Albuquerque
3-2-57	Utah State	69-61	at Logan
2-8-58	Utah State	60-46	at Logan
3-6-58	Utah State	78-68	Albuquerque
2-7-59	Utah State	87-72	Albuquerque
3-6-59	Utah State	93-72	Albuquerque
2-6-60	Utah State	86-59	at Logan
3-3-60	Utah State	103-72	Albuquerque
2-4-61	New Mexico	75-68	Albuquerque
3-3-61	Utah State	108-78	at Logan
2-2-62	Utah State	76-64	at Logan
3-3-62	Utah State	88-77	Albuquerque
12-29-79	Utah State	117-83	Albuquerque
1-28-14	New Mexico	78-65	at Logan
2-25-14	New Mexico	67-58	Albuquerque
1-10-15	New Mexico	66-60	at Logan
2-7-15	Utah State	63-60	Albuquerque
1-9-16	New Mexico	77-59	Albuquerque
2-9-16	Utah State	80-72	at Logan
1-4-17	Utah State	79-76	at Logan
1-24-17	New Mexico	74-61	Albuquerque
1-31-18	Utah State	80-89	at Logan
2-14-18	New Mexico	78-63	Albuquerque
3-9-18	New Mexico	83-68	at Las Vegas\$
1-26-19	Utah State	68-66	Albuquerque
2-20-19	Utah State	71-55	at Logan

Wyoming

New Mexico leads 72-68
Home 44-24 (Pit 38-15), Road 24-42, Neutral 3-3

12-18-50	Wyoming	74-56	at Casper, Wyo.
12-19-50	Wyoming	58-37	at Green River, Wyo.
1-11-52	Wyoming	85-62	at Laramie
2-9-52	Wyoming	84-48	Albuquerque
1-2-53	Wyoming	77-72	at Laramie
1-17-53	Wyoming	63-59	Albuquerque
1-4-54	Wyoming	81-61	at Laramie
1-18-54	Wyoming	56-53	Albuquerque
1-15-55	Wyoming	72-56	at Laramie
2-17-55	Wyoming	59-52	Albuquerque
1-7-56	New Mexico	80-71	at Laramie
2-25-56	Wyoming	60-36	Albuquerque
1-4-57	Wyoming	67-65	Albuquerque
2-22-57	Wyoming	56-42	at Laramie
1-10-58	Wyoming	101-61	at Laramie
2-15-58	Wyoming	61-52	Albuquerque
1-10-59	New Mexico	59-56	Albuquerque
2-14-59	Wyoming	91-64	at Laramie
1-8-60	Wyoming	73-67	at Laramie
2-13-60	New Mexico	64-51	Albuquerque
1-7-61	New Mexico	71-54	Albuquerque
2-11-61	Wyoming	72-62	at Laramie
1-6-62	New Mexico	84-73	at Laramie
2-10-62	New Mexico	81-74	Albuquerque
1-11-63	New Mexico	53-49	at Laramie
2-16-63	Wyoming	55-54	Albuquerque
2-15-64	New Mexico	74-65	Albuquerque
2-28-64	New Mexico	64-63	at Laramie
1-16-65	Wyoming	81-74	Albuquerque
2-26-65	Wyoming	83-65	at Laramie
1-8-66	New Mexico	69-57	Albuquerque
2-18-66	Wyoming	104-85	at Laramie
1-13-67	Wyoming	86-76	at Laramie
3-4-67	Wyoming	65-64	Albuquerque
1-13-68	New Mexico	81-65	Albuquerque
3-1-68	New Mexico	75-62	at Laramie
1-16-69	Wyoming	70-68	at Laramie
2-15-69	New Mexico	65-63	Albuquerque
1-8-70	Wyoming	92-74	at Laramie
2-14-70	New Mexico	90-85	Albuquerque
1-21-71	Wyoming	74-59	at Laramie
2-27-71	Wyoming	91-80	Albuquerque
1-8-72	Wyoming	69-62	at Laramie
2-10-72	New Mexico	76-64	Albuquerque
1-26-73	New Mexico	70-56	at Laramie
2-23-73	Wyoming	61-60	Albuquerque
1-25-74	New Mexico	91-68	Albuquerque
2-23-74	New Mexico	78-67	at Laramie
1-10-75	New Mexico	79-62	Albuquerque
2-15-75	Wyoming	63-59	at Laramie
1-10-76	New Mexico	54-53 (OT)	at Laramie
2-13-76	New Mexico	57-51	Albuquerque
2-5-77	New Mexico	93-78	Albuquerque
3-3-77	Wyoming	82-64	at Laramie
2-2-78	New Mexico	94-91	at Laramie

3-4-78	New Mexico	93-74	Albuquerque
1-20-79	New Mexico	72-64	Albuquerque
2-15-79	Wyoming	73-66	at Laramie
1-10-80	Wyoming	78-58	at Laramie
2-9-80	Wyoming	68-54	Albuquerque
1-10-81	Wyoming	91-54	at Laramie
2-12-81	New Mexico	57-56	Albuquerque
1-30-82	Wyoming	75-65	Albuquerque
2-11-82	Wyoming	56-45	at Laramie
1-15-83	New Mexico	76-71	Albuquerque
2-14-83	Wyoming	64-58	at Laramie
1-23-84	New Mexico	40-38	at Laramie
2-16-84	New Mexico	62-54	Albuquerque
1-10-85	New Mexico	50-37	Albuquerque
3-2-85	New Mexico	83-78	at Laramie
1-9-86	New Mexico	47-45	at Laramie
2-8-86	Wyoming	67-65	Albuquerque
3-7-86	Wyoming	56-54	at Laramie*
1-15-87	Wyoming	78-66	at Laramie
2-26-87	New Mexico	92-89	Albuquerque
3-7-87	Wyoming	64-62	Albuquerque*
1-9-88	New Mexico	85-72	Albuquerque
2-6-88	Wyoming	90-72	at Laramie
1-14-89	New Mexico	106-89	at Laramie
2-9-89	Wyoming	68-66	Albuquerque
1-4-90	Wyoming	89-87 (OT)	Albuquerque
2-10-90	New Mexico	82-79	at Laramie
1-5-91	Wyoming	92-79	Albuquerque
2-9-91	New Mexico	85-82 (OT)	at Laramie
2-6-92	New Mexico	79-65	Albuquerque
2-15-92	Wyoming	68-61	at Laramie
3-12-92	New Mexico	89-83	at Ft. Collins*
1-23-93	New Mexico	77-67	Albuquerque
2-13-93	New Mexico	76-60	at Laramie
1-22-94	New Mexico	77-71	at Laramie
2-10-94	New Mexico	73-64	Albuquerque
1-14-95	Wyoming	75-61	Albuquerque
2-18-95	New Mexico	62-61	at Laramie
3-9-95	New Mexico	63-56	Albuquerque*
1-13-96	Wyoming	61-58	at Laramie
2-17-96	New Mexico	70-69	Albuquerque
1-10-98	Wyoming	58-55	at Laramie
2-5-98	New Mexico	89-59	Albuquerque
1-13-00	Wyoming	88-83	at Laramie
2-14-00	Wyoming	99-93	Albuquerque
1-29-01	Wyoming	82-78	Albuquerque
2-26-01	Wyoming	81-61	at Laramie
1-26-02	Wyoming	79-67	at Laramie
2-25-02	New Mexico	74-65	Albuquerque
1-18-03	Wyoming	85-81 (OT)	at Laramie
2-15-03	Wyoming	103-91	Albuquerque
1-12-04	Wyoming	82-77	at Laramie
2-9-04	New Mexico	87-75	Albuquerque
1-8-05	New Mexico	89-75	Albuquerque
2-7-05	Wyoming	81-71	at Laramie
1-14-06	Wyoming	77-70	at Laramie
2-15-06	New Mexico	47-45	Albuquerque
1-30-07	New Mexico	91-83	Albuquerque
3-3-07	Wyoming	76-67	at Laramie
1-5-08	New Mexico	99-92 (OT)	at Laramie
2-9-08	New Mexico	100-55	Albuquerque
2-3-09	New Mexico	86-57	Albuquerque
3-7-09	New Mexico	74-73	at Laramie
3-12-09	Wyoming	75-67	at Las Vegas\$
1-16-10	New Mexico	70-68	at Laramie
2-17-10	New Mexico	83-61	Albuquerque
1-8-11	Wyoming	67-66	at Laramie
2-9-11	New Mexico	68-57	Albuquerque
1-14-12	New Mexico	72-62	at Laramie
2-11-12	New Mexico	48-38	Albuquerque
1-30-13	New Mexico	63-59	at Laramie
3-2-13	New Mexico	53-42	Albuquerque
3-13-13	New Mexico	59-46	at Las Vegas@
1-8-14	New Mexico	72-69 (OT)	at Laramie
2-5-14	New Mexico	66-61 (OT)	Albuquerque
1-24-15	Wyoming	63-62 (OT)	at Laramie
3-7-15	New Mexico	52-49 (OT)	Albuquerque
1-21-17	New Mexico	78-71	Albuquerque
2-25-17	Wyoming	82-71	at Laramie
1-10-18	New Mexico	75-66	Albuquerque
2-20-18	New Mexico	119-114	at Laramie
3-8-18	New Mexico	85-75	at Las Vegas\$
1-19-19	New Mexico	83-53	Albuquerque
3-9-19	Wyoming	88-81	at Laramie