



# THE UNIVERSITY OF NEW MEXICO

## 2019-20 MEN'S BASKETBALL

15 NCAA Tournament Appearances  
WAC Champions: 1964, 1968, 1974, 1978, 1993, 1994, 1996  
Six Mountain West Tournament Championships:  
2005, 2009, 2010, 2012, 2013, 2014

2019-20 SCHEDULE			
DATE	OPPONENT	TV	TIME (MT)
Nov. 6	Eastern New Mexico	MWN	W, 92-71
Nov. 9	CSUN	MWN	W, 97-70
<i>Legends Classic (Albuquerque, N.M.)</i>			
Nov. 13	Green Bay	MWN	W, 93-78
Nov. 16	McNeese	MWN	W, 90-80
Nov. 19	at UTEP	CUSATV	L, 66-63
Nov. 21	at NM State	AggieVision	W, 78-77
<i>Legends Classic (Brooklyn, N.Y.)</i>			
Nov. 25	No. 18/19 Auburn	ESPNNews	L, 84-59
Nov. 26	(RV) Wisconsin	ESPN2	W, 59-50
Dec. 1	Montana	AT&TSN	W, 72-63
Dec. 4	Boise State*	STADIUM	W, 80-78
Dec. 7	at Wyoming*	AT&TSN	W, 79-65
Dec. 14	NM State	AT&TSN	W, 69-62
Dec. 17	Grand Canyon	MWN	W, 91-71
Dec. 22	Houston Baptist	MWN	W, 107-88
Dec. 29	UC Davis	MWN	W, 74-69
Jan. 1	at San José State*	MWN	L, 88-85
Jan. 7	Fresno State*	ESPNU	W, 78-64
Jan. 11	Air Force*	STADIUM	W, 84-78
Jan. 15	at Colorado State*	ESPN3	L, 105-72
Jan. 18	at UNLV*	CBSSN	4 p.m.
Jan. 21	San José State*	AT&TSN	8 p.m.
Jan. 25	at Nevada*	CBSSN	6 p.m.
Jan. 29	San Diego State*	CBSSN	7 p.m.
Feb. 1	at Fresno State*	AT&TSN	3 p.m.
Feb. 8	Wyoming*	STADIUM	4 p.m.
Feb. 11	at San Diego State*	ESPN2/U	9 p.m.
Feb. 15	UNLV*	CBSSN	4 p.m.
Feb. 18	Nevada*	ESPNU	7 p.m.
Feb. 23	at Boise State*	CBSSN	2 p.m.
Feb. 26	at Air Force*	ESPN3	7 p.m.
Feb. 29	Utah State*	CBSSN	8 p.m.

2020 MW Championship (Hosted by UNLV)			
Mar. 4	First Round	TBA	TBA
Mar. 5	Quarterfinals	TBA	TBA
Mar. 6	Semifinals	TBA	TBA
Mar. 7	Championship	TBA	TBA

Bold denotes home game at Dreamstyle Arena (15,411)  
*italics denotes tournament*  
\*denotes Mountain West game  
Game times listed are Mountain Time and subject to change

## Game 20: New Mexico at UNLV



### New Mexico Lobos

Record ..... 15-4, 4-2 MW  
Conference ..... Mountain West  
Head Coach ..... Paul Weir (York, '04)  
Record at UNM ..... 48-37 (Third Season)  
Career Record ..... 76-43 (Fourth Season)



### UNLV Runnin' Rebels

Record ..... 10-9, 5-1 MW  
Conference ..... Mountain West  
Head Coach ..... T.J. Otzelberger (Wisc.-Whitewater, '01)  
Record at UNLV ..... 10-9 (First Season)  
Career Record ..... 90-42 (Fourth Season)

### Media Information

SATURDAY, JAN. 18

Tipoff: ..... 3 p.m. PT / 4 p.m. MT  
Location: ..... Thomas & Mack Center  
..... Las Vegas, Nev.  
Capacity: ..... 18,000  
TV: ..... CBS Sports Network  
Play-By-Play ..... Andrew Catalon  
Analyst ..... Steve Lappas  
Radio: ..... 770 KKOB-AM  
..... Lobo Radio Network  
Play-By-Play ..... Robert Portnoy  
Analyst ..... Hunter Greene  
Live Stats: [GoLobos.com/sidearmstats/mbball](http://GoLobos.com/sidearmstats/mbball)

Notes last updated: January 17, 2020

### ABOUT THE MATCHUP

- The Lobos enter Saturday's game 10-2 in their last 12 games that includes their most recent loss at Colorado State on Wednesday.
- Wednesday's loss marked the largest defeat margin of the season for UNM at 33 points.
- The Lobos have proven they are a bounce-back team as the squad is 3-0 after a loss this season.
- UNM has remained on the road between games.
- The Runnin' Rebels enter Saturday's contest on a five-win streak at home marking the longest in four seasons (2015-16).
- The Lobos slipped to tied for third in the conference standings with their loss against Colorado State, allowing UNLV to move up to solo second place.
- UNLV has won its last two including against San José State on Wednesday at home as well as an overtime road win at Wyoming on Jan. 11.
- UNLV is 6-1 in its last seven games.
- UNLV leads the series 35-25 overall including a 20-9 record at home.
- The last time the Lobos won in Las Vegas was in Paul Weir's first season, an 85-81 upset victory on Jan. 17, 2018.
- Last time the two teams met was in Las Vegas on Jan. 22, 2019 where the Runnin' Rebels claimed a 74-58 win over the Lobos.
- UNM is 3-2 over the last five meetings between the squads, but the last two have been Rebel wins.
- The Lobos are led by redshirt-senior JaQuan Lyle who averages 16.9 points per game on the season and 18.7 in conference play.
- UNLV's leading scorer is junior Amauri Hardy who averages 14.9 points per game on the season and 14.7 in MW play. Sophomore Bryce Hamilton leads in conference with 18.3 points per game.

### POSSIBLE STARTERS (BASED ON LAST GAME)

Pos.	No.	Name	PPG	RPG	APG
G	0	Zane Martin	9.6	2.3	2.5
F	1	Corey Manigault	11.1	4.4	0.7
G	2	Vance Jackson	9.2	4.8	0.9
G	5	JaQuan Lyle	16.9	4.1	4.8
F	10	Makuach Maluach	9.6	3.3	1.0



Martin



Manigault



Jackson



Lyle



Maluach

Chelsea Pitvorec | Associate Director of Athletic Communications  
Email: [cpitvorec@unm.edu](mailto:cpitvorec@unm.edu) | Cell: 352-422-2875

**BY THE NUMBERS (MW)**

Updated Stats through Jan. 17, 2020

Statistic	All Games - MW	MW Games
Scoring:	80.1 ppg - 1st	79.7 ppg - 1st
Scoring Defense:	74.1 ppg - 10th	79.7 ppg - 11th
Scoring Margin:	+6.1 - 4th	0.0 - 6th
Field Goal %:	.499 - 1st	.504 - 1st
Def. Field Goal %:	.441 - 8th	.457 - 8th
3-Point FG %:	.329 - 6th	.313 - 8th
Def. 3-Point FG %:	.342 - 10th	.416 - 11th
Free Throw %:	.719 - 6th	.721 - 7th
Off. Rebounding:	9.8 orpg - 6th	8.5 orpg - 7th
Def. Rebounding:	27.0 drpg - 4th	26.7 drpg - 4th
Reb. Margin:	+3.1 rpg - 5th	+0.8 rpg - 6th
Assists:	16.0 apg - 3rd	16.0 apg - 2nd
Turnover Margin:	-0.8 - 7th	-1.8 - 10th
Asst/TO Ratio:	1.0 A/TO - 7th	1.0 A/TO - 7th
Steals:	8.2 spg - 1st	8.5 spg - 1st
Blocks:	3.2 bpg - 5th	4.5 bpg - 1st

**KENPOM.COM**

Category	Offense	Defense	D-I Avg
Adj. Efficiency	106.4 61	100.7 162	100.4
Adj. Tempo	72.7 25		68.8
Avg. Poss. Length	15.7 27	17.3 160	17.3
Four Factors			
Effective FG%:	54.6 20	51.9 265	49.3
Turnover %:	21.3 281	20.0 129	19.5
Off. Reb. %:	31.0 87	28.9 206	28.2
FTA/FGA:	43.2 5	23.2 22	32.1
Miscellaneous Components			
3P%:	32.8 181	34.3 236	33.2
2P%:	57.1 4	52.3 268	49.1
FT%:	71.9 120	64.8 20	70.1
Block%:	6.3 13	8.3 183	9.0
Steal%:	10.2 275	11.3 49	9.2
Non-Stl TO%:	11.0 257	8.6 310	10.3
Style Components			
3PA/FGA:	32.0 292	43.3 316	37.6
A/FGM:	55.9 78	60.8 331	51.7
Point Distribution (% of total points)			
3-Pointers:	22.4 332	37.5 27	30.8
2-Pointers:	55.4 54	49.9 190	50.6
Free Throws:	22.2 28	12.6 350	18.6
Strength of Schedule			
Components:	101.0 141	103.3 325	100.4
Overall:	-2.29 256		0.00
Non-conference:	-2.93 278		0.00
Personnel			
Bench Minutes:	34.4% 94		31.0%
Experience:	2.39 yrs 12		1.68
Minutes Continuity:	50.2% 156		47.1%
Average Height:	78.1" 26		76.8"
2-Foul Participation:	40.3% 35		22.0%

**LAST TIME OUT**

In a record-breaking night for the CSU Rams, the Lobos fell by a score of 105-72 on the road on Wednesday night, breaking the Lobos' two-win streak in just their fourth loss of the season. UNM is now 10-2 over its last 12 games.

CSU broke a program record with 19 3-pointers on the night going an outstanding 67.9 percent from the field (19-28).

The Lobos were led by redshirt-junior Zane Martin who fired off 17 points going 7-for-11 from the floor including 2-for-3 from behind the arc and 1-for-2 from the stripe.

**STATS STACK UP**

STATISTIC	UNM	UNLV
Scoring Offense	80.1	70.4
Scoring Defense	74.1	68.4
Scoring Margin	+6.1	+2.0
Field Goal Pct.	.499	.430
Field Goal Pct. Def.	.441	.416
3-Point FG Pct.	.329	.317
3-Point FG Pct. Def.	.342	.337
Free Throw Pct.	.719	.714
Rebounds per Game	36.8	38.9
Rebound Margin	+3.1	+8.3
Steals per game	8.2	5.7
Blocks per game	3.2	3.1
Assists per game	15.9	12.4
Turnovers per game	15.9	15.0
Turnover Margin	-0.8	-2.6
Assist/Turnover Ratio	1.0	0.8

**LOBOS VS CSU WEDNESDAY - FUN FACTS:**

-The game marked the first time the Lobos allowed 90+ points this season.

-The game marked the first time UNM has lost while shooting higher than 50% this season (7-1).

-Despite the loss, the Lobos' shooting percentage went UP on the season after taking on CSU, from 49.8% to 49.9%.

-UNM has not lost by 30 or allowed 100 points from an opponent since Dec. 4, 2018 against NM State.

**KUAC BREAKS OUT**

In Wednesday's game against CSU, the Lobos allowed some new talent to play some minutes and develop. Freshman Emmanuel Kuac burst off the bench with energy and in 12 minutes went 3-for-4 from the floor including 2-for-2 from 3-point range for eight points, three rebounds and one steal. His points also included his first career dunk.

**FORMER TEAMMATES FACE OFF**

Lobo redshirt-junior Vante Hendrix and UNLV junior Donnie Tillman were freshmen together at Utah in the 2017-18 season.

**LOBOS ON SATURDAYS & LOBOS IN WHITE**

UNM enters Saturday's matchup undefeated on Saturdays (5-0, 2-0 MW) so far this season.

The Lobos are also 9-1 in white jerseys, 3-0 in conference competition.

**LOBOS RECEIVING VOTES - AGAIN**

The Lobos are once again receiving votes in the national polls after rolling through 10 of their last 12 opponents. On Monday, UNM received three votes in the USA Today Coaches Poll, marking the first time the Lobos earned a vote in one of the national polls since their loss to now No. 4 Auburn on Nov. 25.

The November nod was the first in Paul Weir's tenure at UNM.

The last time New Mexico received votes in the polls was on Nov. 23, 2015 with a vote in the USA Today Coaches Poll. Prior to that, the Lobos were ranked No. 17 in the final AP poll of 2014. Auburn remains unbeaten so far this season at 15-0.

Just two other MW teams have made appearances in the national polls this season including Utah State and San Diego State.

**RECEIVING VOTES CURSE?**

The Lobos have suffered a pair of large-margin defeats this season in now No. 4 Auburn (25 points) and, most recently, against Colorado State (33 points). What do both of those contests have in common? Immediately before the contests, the Lobos began receiving votes in the national polls.

**LOBO BOUNCEBACK**

Head coach Paul Weir has talked about the resiliency of this year's Lobo squad throughout the season and the numbers are there to back it up. UNM has battled back after its losses and is not to be counted out - even after a big one. The Lobos are 3-0 after losses this season. One of those wins was a victory over (RV) Wisconsin just hours after a 25-point defeat to now No. 4 Auburn.

**IN THE WIN COLUMN - ONE OF 22**

The Lobos are one of just 22 squads in the country to have accumulated at least 14 victories over DI opponents so far this season.

**BLOCKING THE FALCONS**

In UNM's matchup against Air Force last Saturday, the Lobos posted quite the block party. UNM collected 10 blocks for the first time in seven seasons. The last time UNM had 10+ blocks was on Nov. 22, 2013 against UMass (10).

**TALES OF THE HALF**

The Lobos are a perfect 11-0 this season

when leading at halftime, 3-3 when trailing and 1-1 when tied. In conference play, UNM is 4-0 when leading or tied at the break but winless (0-2) when trailing.

**LOBO DOUBLE-DOUBLE - ON THE ASSIST**

Redshirt-senior JaQuan Lyle had a standout performance Jan. 7 against Fresno State, posting UNM's first double-double in points and assists since Antino Jackson did so on Feb. 10, 2018, two seasons ago. Lyle racked up 14 points and 10 assists to go along with three steals.

**BEST SHOOTERS IN THE NATION**

The Lobos are in the top 10 of the best shooting teams in the country, checking in at 7th shooting 49.9 percent from the floor. UNM also leads the Mountain West in FG%.

**3/4 OF A CENTURY**

Lobo head coach Paul Weir racked up his 75th career victory on Jan. 7 against Fresno State. The win marked his 47th at the helm of the Lobos. After topping Air Force last Saturday, Weir now boasts 76 wins in his career and 48 at UNM.

**UNDEFEATED AT HOME**

With the Lobos' victory over Air Force at home last Tuesday, UNM is now 12-0 in home contests inside Dreamstyle Arena - The Pit.

The last time the Lobos achieved a 12-0 record at home was in 2005-06.

The last time UNM was 13-0 at home was in the 1998-99 season in which the squad ultimately went 16-0 before falling to Utah.

**ROAD TROUBLES**

While UNM sports an unblemished home record so far this season, its tales on the road tell a different story. The Lobos are currently just 3-4 away from Dreamstyle Arena - The Pit. Only three of those losses were true road games, at UTEP, at San José State and at Colorado State.

**1,000 POINTS**

Despite a tough defeat on the road at San José State on New Year's Day, redshirt-senior JaQuan Lyle provided a sparkling moment when he reached his 1,000th career point in the contest.

After accumulating 743 points in two seasons at Ohio State, he has added 322 in his brief career on the court as a Lobo to total 1,065 career points so far.

He netted 391 as a Buckeye freshman in 2015-16 followed by 352 as a sophomore in 2016-17 before his arrival at UNM.

**MARTIN NEARS THE 1K MARK - 998**

Redshirt-junior Zane Martin is another transfer that is nearing his 1,000-point career mark. After scoring 17 points against Colorado State Wednesday, Martin needs just two points to reach the milestone after racking up 815 during his time at Towson. He has so far collected 183 points as a Lobo in his junior season after totaling 180 as a freshman and an outstanding 635 as a sophomore at Towson.

**LOBOS IN THE NATION**

Below is a look at how the Lobos rank in some of the national stats:

- 1st - free throws made (336)
- 3rd - free throw attempts (467)
- 7th - field-goal percentage (49.9)
- 14th - total assists (303)
- 20th- scoring offense (80.1)
- 22nd - total steals (156)

**SCORING RECORD WATCH**

Redshirt-senior JaQuan Lyle has collected 322 points so far in 19 games at UNM and is on track to crack the top 20 in UNM history for single-season scoring.

Charles Smith scored 577 points in the 1996-97 season (17.5 ppg) and ranks 20th in Lobo history. With 255 points to go to match it and at least 13 games left of the season, Lyle

**USA TODAY COACHES POLL**

As of 1/13/2020							
No.	School	Record	Pts.	1st	Prev.	Chg.	H/L
1	Gonzaga	18-1	775	16	1	—	1/9
2	Baylor	13-1	764	10	4	2	2/23
3	Duke	15-1	757	6	2	-1	1/8
4	Auburn	15-0	685	0	5	1	4/23
5	Butler	15-1	660	0	6	1	5/NR
6	San Diego St.	17-0	622	0	7	1	6/NR
7	Kansas	12-3	586	0	3	-4	1/7
8	Oregon	14-3	543	0	9	1	6/14
9	Florida State	14-2	508	0	10	1	9/NR
10	Louisville	13-3	469	0	11	1	1/11
11	Dayton	14-2	452	0	15	4	11/NR
12	Kentucky	12-3	449	0	13	1	2/19
13	West Virginia	13-2	432	0	17	4	13/NR
14	Michigan St.	13-4	391	0	8	-6	1/18
15	Villanova	12-3	356	0	16	1	9/22
16	Wichita St.	15-1	309	0	23	7	16/NR
17	Maryland	13-3	301	0	14	-3	4/17
18	Seton Hall	12-4	279	0	25	7	13/NR
19	Ohio St.	11-5	137	0	12	-7	2/19
20	Michigan	11-5	131	0	19	-1	5/NR
21	Colorado	13-3	120	0	NR	5	21/NR
22	Memphis	13-3	73	0	22	—	10/22
23	Texas Tech	10-5	72	0	21	-2	12/NR
24	Iowa	11-5	60	0	NR	3	24/NR
25	Stanford	14-2	59	0	NR	—	25/NR

Others receiving votes: Creighton 53; Virginia 51; Arkansas 44; Indiana 38; Arizona 37; Illinois 33; Penn St. 23; Louisiana State 22; Rutgers 19; Houston 18; Wisconsin 17; Purdue 15; Northern Iowa 10; Texas Christian 7; St. Mary's 6; Marquette 6; Xavier 4; **New Mexico 3**; Liberty 2; Yale 1; Providence 1.

**ASSOCIATED PRESS POLL**

As of 1/13/2020				
No.	School	Pts.	Rec.	Prev.
1	Gonzaga	18-1	1,574	1
2	Baylor	13-1	1,567	4
3	Duke	15-1	1,567	2
4	Auburn	15-0	1,359	5
5	Butler	15-1	1,299	6
6	Kansas	12-3	1,286	3
7	San Diego State	17-0	1,286	7
8	Oregon	14-3	1,163	9
9	Florida State	14-2	1,093	10
10	Kentucky	12-3	960	14
11	Louisville	13-3	943	13
12	West Virginia	13-2	911	17
13	Dayton	14-2	842	15
14	Villanova	12-3	822	16
15	Michigan State	13-4	735	8
16	Wichita State	15-1	629	23
17	Maryland	13-3	616	12
18	Seton Hall	12-4	496	NR
19	Michigan	11-5	358	19
20	Colorado	13-3	345	25
21	Ohio State	11-5	270	11
22	Memphis	13-3	232	21
23	Texas Tech	10-5	111	22
24	Illinois	12-5	109	NR
25	Creighton	13-4	97	NR

Others receiving votes: Iowa 88, Stanford 77, Arkansas 65, Indiana 50, Virginia 41, Penn State 36, LSU 30, Arizona 20, **Wisconsin 19**, Liberty 11, Northern Iowa 10, Purdue 10, Duquesne 9, Washington 9, TCU 8, Rutgers 8, Virginia Tech 5, Oregon State 4, Houston 4, BYU 3, East Tennessee State 2, Saint Mary's 1, Harvard 1, Akron 1, USC 1

**MW PRESEASON POLL**

Place	School (1st Place Votes)	Points
1.	Utah State (17)	187
2.	San Diego State	150
3.	New Mexico	141
4.	Nevada	135
5.	Boise State	128
6.	Fresno State	103
7.	UNLV	89
8.	Air Force	76
9.	Colorado State	59
10.	Wyoming	36
11.	San José State	17

**MOUNTAIN WEST STANDINGS**

Through Jan. 17, 2020

Place	School	MW	MW Pct.	Overall	Overall Pct.	Streak
1.	San Diego State	7-0	1.000	18-0	1.000	W18
2.	UNLV	5-1	0.833	10-9	0.526	W2
3.	New Mexico	4-2	0.667	15-4	0.789	L1
	Nevada	4-2	0.667	11-7	0.611	W1
5.	Utah State	3-3	0.500	14-5	0.737	W1
	Colorado State	3-3	0.500	12-7	0.632	W3
	Air Force	3-3	0.500	9-9	0.500	W1
8.	Boise State	3-4	0.429	11-8	0.579	L2
9.	San José State	2-5	0.286	6-13	0.316	L2
10.	Fresno State	1-5	0.167	5-12	0.294	L2
11.	Wyoming	0-7	0.000	5-14	0.263	L5

<b>LOBOS RECORD WHEN ...</b>	<b>OVERALL</b>	<b>MW</b>
Overall	15-4	4-2
At home	12-0	3-0
On the road	2-3	1-2
At neutral sites	1-1	0-0
After a win	11-4	3-2
After a loss	3-0	1-0
In overtime	0-0	0-0
vs. ranked opponents	0-1	0-0
In Cherry jerseys	2-3	1-2
In Silver jerseys	2-0	0-0
In White jerseys	9-1	3-0
In Turquoise jerseys	2-0	0-0
In GOLD jerseys	0-0	0-0
In White/Pink	0-0	0-0
Games decided by 1-4 points	2-2	1-1
Games decided by 5-9 points	5-0	1-0
Games decided by 10-19 points	5-0	2-0
Games decided by 20+ points	3-2	0-1
Leading at half	11-0	3-0
Trailing at half	3-3	0-2
Tied at half	1-1	1-0
Shooting 50% or better	7-1	2-1
Shooting between 40-49.9%	8-1	2-1
Shooting less than 40%	0-2	0-0
Opponent shoots 50% or better	3-1	1-1
Opponent shoots b/w 40-49.9%	8-3	1-1
Opponent shoots b/w 30-39.9%	4-0	2-0
Opponent shoots less than 30%	0-0	0-0
UNM higher FG%	11-1	3-1
Opponent higher FG%	3-3	0-1
FG% Tied	1-0	1-0
UNM outrebounds	10-2	3-1
Opponent outrebounds	4-2	1-1
Rebounds tied	1-0	0-0
UNM more made free throws	14-2	4-1
Opponent more made free throws	0-2	0-1
Made free throws tied	1-0	0-0
UNM 3FG% higher	9-1	2-0
Opponent 3FG% higher	6-3	2-2
3FG% tied	0-0	0-0
UNM has more fouls	2-2	0-1
Opponent has more fouls	13-2	4-1
Fouls are tied	0-0	0-0
UNM more turnovers	7-4	2-2
Opponent more turnovers	8-0	2-0
Turnovers tied	0-0	0-0
Scoring less than 50 points	0-0	0-0
Scoring 50-59 points	1-1	0-0
Scoring 60-69 points	1-1	0-0
Scoring 70-79 points	5-1	2-1
Scoring 80-89 points	2-1	2-1
Scoring 90-99 points	5-0	0-0
Scoring 100+ points	1-0	0-0
Allowing 40 points or less	0-0	0-0
Allowing 41-49 points	0-0	0-0
Allowing 50-59 points	1-0	0-0
Allowing 60-69 points	5-1	2-0
Allowing 70-79 points	7-0	2-0
Allowing 80-89 points	2-2	0-1
Allowing 90+ points	0-1	0-1
On Monday	0-1	0-0
On Tuesday	3-1	1-0
On Wednesday	3-2	1-2
On Thursday	1-0	0-0
On Friday	0-0	0-0
On Saturday	5-0	2-0
On Sunday	3-0	0-0
In November	6-2	0-0
In December	7-0	2-0
In January	2-2	2-2
In February	0-0	0-0
In March	0-0	0-0
In 8 p.m. or later tipoffs (local)	1-1	1-0

could make his mark in the record book in single-season scoring this year.

### JACKSON BACK ON TOP

Redshirt-junior Vance Jackson has come back out of his shell in recent games after finishing last season earning a spot on the Mountain West All-Tournament Team.

After starting the first 12 games of the season averaging just 6.2 points per game, Jackson is averaging 14.4 points over the last seven contests.

On Jan. 1 at San José State, he registered a season-high 25 points and his first double-double of the season with 13. His 13 rebounds also marked a UNM career high.

He followed up that outstanding performance Jan. 7 vs Fresno State with a new season-high 29 points and 13 rebounds, marking his second straight double-double this season.

### JACKSON FOR THREE

Not only did redshirt-junior Vance Jackson register his second straight double-double of the season against Fresno State, igniting fans who have been waiting for him to rise back to the top, he also racked up a career-high six 3-pointers as he went a near-perfect 6-for-7 from behind the arc.

His 29 points fell just one shy of his career-high 30, which he also achieved against Fresno State last season.

### JACKSON INJURY UPDATE

Redshirt-junior Vance Jackson left the game on Wednesday against Colorado State with an apparent knee injury. While the rest of the team stayed on the road, Jackson returned to Albuquerque for an MRI. The following is Paul Weir's statement regarding the MRI and Jackson's current status:

"Vance's MRI on his left knee came back clean of anything serious. In the meantime, he will rest and rehab to bring down the swelling and hopefully return to action at some point soon. We are so happy it was

nothing serious and wish for a speedy recovery."

### NEW PLAYER - BIG ENERGY

Since he was cleared to play prior to UNM's contest against Grand Canyon on Dec. 17, redshirt-sophomore Vante Hendrix has displayed some huge energy on the court. In seven games, Hendrix has scored 63 points, averaging 9.0 per game, to go along with a total of 30 rebounds (4.3 per game). He has also posted seven assists and six steals.

Hendrix' breakout game came on Dec. 29 at home against UC Davis when he slammed four dunks in the second half for several key plays that put the Lobos back on top and pushed the momentum in favor of New Mexico. He also collected seven rebounds, two assists and two steals on the day.

Perhaps his most important play of the day was the steal and dunk with four seconds left that sealed the Lobo win.

### MISSING PLAYER

Redshirt-junior JJ Caldwell is expected to remain out of the lineup this week. Per a media statement released Dec. 22 by the UNM Athletic Department, he is being "withheld from competition and team activity until further notice."

### CLOSE GAME CURSE?

In games decided by five or more points, the Lobos are 13-2 overall. However, in close matchups with final scores that are between 1-4 points, UNM is 2-2.

The Lobos' Jan. 1 contest against San José State is the most recent example in which UNM fell by a score of 88-85.

### LOBO PLAYERS OF THE WEEK

A pair of Lobos have collected several of the weekly honors bestowed by the Mountain West this season. Redshirt-senior JaQuan Lyle has earned the nod twice while UNM's most recent recipient was redshirt-senior Carlton Bragg.

### STARTERS AND RECORDS - (in order of appearance)

1	2	3	4	5	Rec.
Caldwell	Lyle	Jackson	Maluach	Bragg	11-2
Martin	Lyle	Jackson	Maluach	Manigault	4-2

# NEW MEXICO NOTES

## LYLE ON FIRE

Redshirt-senior JaQuan Lyle is officially on fire as he has worked to get back into the groove after missing a pair of seasons on the court. He has steadily improved his scoring production from nine points in game one of the season to 18 in game two and a career-high 31 in games three and 10.

Lyle has registered double figures in 15 of UNM's 19 games. He has amassed 322 points registering 20 or more points in six.

## LOW THREES? NO PROBLEM.

Head coach Paul Weir in his first two seasons has had a squad that has lived and died by the three. Last season, UNM posted 15 games in which the Lobos scored 10 3-pointers or more.

With a 15-4 record, UNM has reached the 10-three threshold just once this season, scoring 14 against Grand Canyon on Dec. 17. The Lobos have been outscored from behind the arc in all but three games this season ((RV) Wisconsin, Grand Canyon, Fresno State).

## LOBOS DOWN A POWER 5

The Lobos topped (RV) Wisconsin on Tuesday, Nov. 26 marking the first time UNM earned a win over a Power 5 school since Dec. 5, 2012 when New Mexico topped USC 75-67 in Albuquerque.

## 4 STRAIGHT GAMES OF 90+

The Lobos registered at least 90 points in each of their first four wins this season. The last time the Lobos scored in the 90s in four straight games was in Paul Weir's first year toward the end of the season during the Lobos' exciting, unexpected 7-0 run en route to a loss in the Mountain West title contest.

In that run, UNM topped Wyoming 119-114, UNLV 91-90, Colorado State 108-87 and Fresno State 95-86.

The Lobos registered their fifth 90+ point game of the season on Dec. 17 against Grand Canyon followed by their sixth 90+ point victory against Houston Baptist on Dec. 22.

## UNDEFEATED DECEMBER

The Lobos officially finished December undefeated with a perfect 7-0 record. The last time UNM posted a 7-0 record in December was 2011-12.

## LONG NOVEMBER

The Lobos had a long, action-packed November this season. Last season, UNM competed in just five contests in Turkey Month while this season, the Lobos took on eight different regular-season opponents, including 2019 Final Four participant Auburn. Four of those contests were at

home while the other four were on a pair of road trips. UNM completed its lengthy November with a 6-2 record.

## ABOUT THE 2019-20 LOBOS

Prior to the start of the 2019-20 season, the Lobos featured eight returning letter-winners including three starters. Starters included redshirt-junior Vance Jackson, junior Makuach Maluach and redshirt-senior Carlton Bragg Jr. Joining the trio are senior Corey Manigault, redshirt-junior Keith McGee, sophomore Tavian Percy, redshirt-sophomore Clay Patterson and sophomore Jordan Arroyo.

## STARTER STATS

The trio of returning starters from the 2018-19 season return some impressive stats. Jackson collected 13.1 points per game last season to go along with 7.0 rebounds and a 40.5 percent shooting clip. Jackson saw action in all 32 games last season along with Maluach, who started 28 of them. Maluach registered 9.9 points per game while Bragg posted 10.5 points and 8.8 rebounds per contest to go along with shooting 49 percent from the floor.

## BY THE NUMBERS

The Lobos have over half of their production returning this season. Here is what is returning and missing for the 2019-20 Lobos.

Stat	Returning	Lost	% Returning
Points	1,658	785	68%
Rebounds	813	293	68%
Assists	305	141	68%
Blocks	67	40	63%
Steals	140	80	64%
3-Pointers	159	133	54%
Free Throws	367	156	68%

## YOUNG AND OLD

The Lobo roster is made up of half underclassmen (7) and upperclassmen (7) for a balanced roster of experience and new talent.

## LOBO TRANSFERS

Four of the seven newcomers to the 2019-20 roster are transfers, that includes redshirt-senior JaQuan Lyle who has sat on the bench in his last two seasons as a Lobo. Adding to his experience from Ohio State, redshirt-junior Zane Martin hails from Towson while redshirt-junior JJ Caldwell last saw the floor at Texas A&M and redshirt-sophomore Vante Hendrix last competed at Utah.

## SWITCH IT UP

For a fresh look this season, several players have made some jersey number switches. Redshirt-senior JaQuan Lyle will rock the #5 jersey instead of last season's #13 while last year's #5, Clay Patterson, has also switched to #20.

## SERIES HISTORY VS UNLV

UNLV leads 35-25

Home	14-13 (Pit 14-13, Road 9-20, Neutral 2-2)		
1-17-76	UNLV	80-73	Albuquerque
1-7-77	UNLV	121-96	at Las Vegas
1-7-78	New Mexico	102-98	at Las Vegas
1-17-78	New Mexico	89-76	Albuquerque
1-27-79	New Mexico	102-99	at Las Vegas
2-23-79	New Mexico	110-100	Albuquerque
1-26-80	UNLV	84-78	at Las Vegas
2-22-80	UNLV	84-68	Albuquerque
12-26-80	UNLV	87-75	at Las Vegas
2-27-81	UNLV	88-81	Albuquerque
1-9-82	New Mexico	72-70	Albuquerque
2-26-82	UNLV	100-68	at Las Vegas
1-15-98	New Mexico	79-61	Albuquerque
2-16-98	New Mexico	75-66	at Las Vegas
3-7-98	UNLV	56-51	at Las Vegas*
1-17-00	UNLV	85-73	Albuquerque
3-4-00	UNLV	80-67	at Las Vegas
1-22-01	UNLV	80-72	at Las Vegas
2-19-01	New Mexico	75-56	Albuquerque
2-5-02	New Mexico	84-81 (OT)	Albuquerque
3-2-02	UNLV	91-82	at Las Vegas
3-7-02	UNLV	120-117 (2OT)	at Las Vegas\$
1-27-03	UNLV	75-66	Albuquerque
2-22-03	UNLV	74-69	at Las Vegas
1-31-04	UNLV	89-80	at Las Vegas
3-1-04	UNLV	78-75	Albuquerque
3-11-04	UNLV	55-53	at Denver, Colo.\$
1-29-05	New Mexico	62-58	Albuquerque
2-28-05	New Mexico	77-66	at Las Vegas
1-28-06	UNLV	67-56	at Las Vegas
3-1-06	New Mexico	47-39	Albuquerque
3-9-06	UNLV	65-64	at Denver, Colo.\$
1-27-07	UNLV	76-72	at Las Vegas
2-28-07	UNLV	85-83	Albuquerque
2-2-08	UNLV	79-60	at Las Vegas
3-4-08	New Mexico	59-45	Albuquerque
1-3-09	UNLV	60-58	at Las Vegas
2-7-09	New Mexico	73-69 (OT)	Albuquerque
1-9-10	UNLV	74-62	Albuquerque
2-10-10	New Mexico	76-66	at Las Vegas
1-22-11	UNLV	63-62	at Las Vegas
2-23-11	UNLV	77-74 (OT)	Albuquerque
1-21-12	UNLV	80-63	at Las Vegas
2-18-12	New Mexico	65-45	Albuquerque
3-9-12	New Mexico	72-67	at Las Vegas\$
1-9-13	New Mexico	65-60	Albuquerque
2-9-13	UNLV	64-55	at Las Vegas
3-16-13	New Mexico	63-56	at Las Vegas\$
1-15-14	UNLV	73-76	Albuquerque
2-19-14	New Mexico	68-56	at Las Vegas
1-21-15	New Mexico	71-69	at Las Vegas
2-21-15	UNLV	76-68	Albuquerque
1-12-16	UNLV	74-86	at Las Vegas
2-2-16	New Mexico	87-83	Albuquerque
1-10-17	UNLV	71-66	Albuquerque
2-1-17	New Mexico	80-77	at Las Vegas
1-17-18	New Mexico	85-81	at Las Vegas
2-25-18	New Mexico	91-90	Albuquerque
1-8-19	UNLV	80-69	Albuquerque
1-22-19	UNLV	74-58	at Las Vegas

### ***PAIR OF KWACHES?***

Don't adjust your speakers this season or yell at the television thinking the announcers have it wrong. The Lobos now have TWO "Kwaches." Junior Makuach Maluach serves as the original "Kwach" while freshman Emmanuel Kuac (pronounced Kwach) is affectionately referred to by the team as "Baby Kwach." In a recent media interview, Kuac said that he doesn't mind the nickname as he sees Makuach Maluach as a great friend and role model.

### ***LOBOS FROM NEAR AND FAR***

Just two Lobos on the 2019-20 roster hail from New Mexico including sophomore Jordan Arroyo and redshirt-sophomore Clay Patterson. The remainder of the roster includes players from nine states and a total of four countries including the U.S., Australia, Canada and the Central African Republic.

# THE 2019-20 NEW MEXICO LOBOS

## PRONUNCIATION GUIDE

1	Corey MANIGAULT	MAN-ih-galt
4	TAVIAN Percy	TAVE-ee-en
5	JAQUAN Lyle	JAY-qwan
10	MAKUACH MALUACH	muh-KWATCH mal-a-WATCH
14	VANTE Hendrix	VAHN-tay
23	Emmanuel KUAC	KWATCH
30	Kurt WEGSCHEIDER	WEG-shy-der

## BY ELIGIBILITY

### Seniors (2)

1	Corey Manigault	F
5	JaQuan Lyle	G

### Juniors (5)

0	Zane Martin	G
2	Vance Jackson	G/F
3	Keith McGee	G
10	Makuach Maluach	G/F
11	JJ Caldwell	G

### Sophomores (4)

4	Tavian Percy	G
14	Vante Hendrix	G
20	Clay Patterson	G
33	Jordan Arroyo	F

### Freshmen (3)

12	Daniel Headdings	G
23	Emmanuel Kuac	G
30	Kurt Wegscheider	G

## HOME STATE/COUNTRY

### Alaska (1)

12	Daniel Headdings	G
----	------------------	---

### California (2)

2	Vance Jackson	G/F
14	Vante Hendrix	G

### Florida (1)

4	Tavian Percy	G
---	--------------	---

### Indiana (1)

5	JaQuan Lyle	G
---	-------------	---

### Maryland (1)

1	Corey Manigault	F
---	-----------------	---

### New Mexico (2)

20	Clay Patterson	G
33	Jordan Arroyo	F

### New York (1)

3	Keith McGee	G
---	-------------	---

### Pennsylvania (1)

0	Zane Martin	G
---	-------------	---

### Texas (1)

11	JJ Caldwell	G
----	-------------	---

### Australia (1)

10	Makuach Maluach	G/F
----	-----------------	-----

### Canada (1)

23	Emmanuel Kuac	G
----	---------------	---

### Central African Republic (1)

30	Kurt Wegscheider	G
----	------------------	---

## NUMERICAL ROSTER

#	NAME	HT	POS	YR	EXP @ UNM	HOMETOWN (LAST SCHOOL/TEAM)
0	Zane Martin	6-4	G	R-Jr.	TR	Philadelphia, Pa. (Towson)
1	Corey Manigault	6-9	F	Sr.	1L	Suitland, Md. (Pitt/Indian Hills CC)
2	Vance Jackson	6-9	G/F	R-Jr.	1L	Pasadena, Calif. (UConn)
3	Keith McGee	6-3	PG	R-Jr.	1L	Rochester, N.Y. (South Plains College)
4	Tavian Percy	6-6	G	So.	1L	Miami, Fla. (Pasadena HS (Calif.))
5	JaQuan Lyle	6-5	G	R-Sr.	TR	Evansville, Ind. (Ohio State)
10	Makuach Maluach	6-7	G/F	Jr.	2L	Sydney, Australia (Newington College)
11	JJ Caldwell	6-1	G	R-Jr.	TR	Houston, Texas (Texas A&M)
12	Daniel Headdings	6-2	G	Fr.	HS	Wasilla, Alaska (Wasilla HS)
14	Vante Hendrix	6-5	G	R-So.	TR	Woodland Hills, Calif. (Utah)
20	Clay Patterson	6-1	G	R-So.	1L	Rio Rancho, N.M. (Fort Lewis)
23	Emmanuel Kuac	6-7	G	Fr.	HS	Calgary, Alberta, Canada (Kearns HS (Utah))
30	Kurt Wegscheider	6-4	G	Fr.	HS	Bangui, Central African Republic (NBA Academy Africa)
33	Jordan Arroyo	6-7	F	So.	1L	Albuquerque, N.M. (Atrisco Heritage Acad.)

## ALPHABETICAL ROSTER

#	NAME	HT	POS	YR	EXP @ UNM	HOMETOWN (LAST SCHOOL/TEAM)
33	Jordan Arroyo	6-7	F	So.	1L	Albuquerque, N.M. (Atrisco Heritage Acad.)
11	JJ Caldwell	6-1	G	R-Jr.	TR	Houston, Texas (Texas A&M)
12	Daniel Headdings	6-2	G	Fr.	HS	Wasilla, Alaska (Wasilla HS)
14	Vante Hendrix	6-5	G	R-So.	TR	Woodland Hills, Calif. (Utah)
2	Vance Jackson	6-9	G/F	R-Jr.	1L	Pasadena, Calif. (UConn)
23	Emmanuel Kuac	6-7	G	Fr.	HS	Calgary, Alberta, Canada (Kearns HS (Utah))
5	JaQuan Lyle	6-5	G	R-Sr.	TR	Evansville, Ind. (Ohio State)
10	Makuach Maluach	6-7	G/F	Jr.	2L	Sydney, Australia (Newington College)
1	Corey Manigault	6-9	F	Sr.	1L	Suitland, Md. (Pitt/Indian Hills CC)
0	Zane Martin	6-4	G	R-Jr.	TR	Philadelphia, Pa. (Towson)
3	Keith McGee	6-3	PG	R-Jr.	1L	Rochester, N.Y. (South Plains College)
20	Clay Patterson	6-1	G	R-So.	1L	Rio Rancho, N.M. (Fort Lewis)
4	Tavian Percy	6-6	G	So.	1L	Miami, Fla. (Pasadena HS (Calif.))
30	Kurt Wegscheider	6-4	G	Fr.	HS	Bangui, Central African Republic (NBA Academy Africa)

## STARTERS RETURNING (2)

No.	Name	Pos.	GP-GS	Pts.	Reb.	Ast.	FG%	FT%
2	Vance Jackson	G/F	32-16	13.1	7.0	2.7	40.5%	65.0%
10	Makuach Maluach	G/F	32-28	9.9	4.0	1.9	38.3%	69.7%

## OTHER LETTERWINNERS RETURNING (5)


No.	Name	Pos.	GP-GS	Pts.	Reb.	Ast.	FG%	FT%
1	Corey Manigault	F	31-10	9.0	4.6	0.7	49.0	75.2
3	Keith McGee	G	29-12	9.1	1.4	1.8	44.5	79.5
4	Tavian Percy	G	23-6	1.3	0.9	0.4	29.4	55.6
20	Clay Patterson	G	3-0	0.7	1.0	0.3	00.0	100.0
33	Jordan Arroyo	F	12-2	1.4	1.1	0.0	77.8	33.3

## STARTERS LOST (3)

No.	Name	Pos.	GP-GS	Pts.	Reb.	Ast.	FG%	FT%
14	Dane Kuiper	G	28-19	5.6	2.5	1.6	35.2	76.0
15	Carlton Bragg Jr.	F	24-21	10.5	8.8	0.6	49.0%	64.5%
32	Anthony Mathis	G	32-21	14.4	2.2	2.1	41.1	88.8

## OTHER LETTERWINNERS LOST (2) NEWCOMERS (7)

No.	Name	Pos.	No.	Name	Pos.	Exp.
15	Vladimir Pinchuk	F	0	Zane Martin	G	TR
22	Drue Drinnon	G	5	JaQuan Lyle	G	TR
			11	JJ Caldwell	G	TR
			12	Daniel Headdings	G	HS
			14	Vante Hendrix	G	TR
			23	Emmanuel Kuac	G	HS
			30	Kurt Wegscheider	G	HS



## Paul Weir

21st Head Coach in UNM Program History  
Career Record: 76-43

### NOTEWORTHY :

- Named the 21st head coach in program history on April 11, 2017
- First basketball coach to serve as head coach for both New Mexico DI Institutions
- Led 2017-18 Lobos to third in the MW after the team was picked ninth
- Led NMSU to WAC Tournament Championship and NCAA Appearance
- Married to Alma Weir and has two sons, Theodore and Noah

### COACHING EXPERIENCE

#### Head Coach:

New Mexico (2017-present) (48-37)

New Mexico State (2016-17) (28-6)

#### Associate Head Coach:

New Mexico State (2007-16)

#### Director of Basketball Operations:

University of Iowa (2005-07)

#### Assistant Coach:

Northwestern State (La.) (2004-05)

### MORE NOTES ON COACH WEIR

- Weir's 28-6 record as a first-year head coach in 2016-17 at NMSU tied for the 10th-most wins by a Division I head coach in NCAA history
- His 28 wins in 2016-17 were the most in Division I for first-year head coaches
- Among those 28 wins was an NMSU school record 20-game win streak that was at the time the longest in the nation
- Has three master's degrees in health and human performance, sports psychology and business administration. Recently completed his doctorate
- Played at York University and became starting point-guard for the Lions as a freshman
- Weir arrived at NM State in 2007 after two seasons as the director of basketball operations at Iowa, where he served under former Lobo head coach Steve Alford

### ALMA MATER

York (2004)

### WHAT THEY ARE SAYING ABOUT PAUL WEIR

*"New Mexico got a guy in Paul Weir that has paid his dues, and immediately showed he can get things done as the head coach. This hire makes sense because Weir knows the landscape and the expectations at UNM. He's a guy who can coach, recruit and connect with players. That's rare these days."* - **Jeff Goodman, ESPN**

*"Paul Weir handled the transition from assistant coach to head coach about as smoothly as it can be handled -- winning 28 games in his first year after being promoted at New Mexico State. It was similar to what Brad Stevens did immediately after being promoted at Butler. So the Lobos have hired an accomplished coach with a great reputation."* - **Gary Parrish, CBS Sports**



# 2019-20 SEASON STATISTICS

RECORD:	OVERALL	HOME	AWAY	NEUTRAL
ALL GAMES	15-4	12-0	2-3	1-1
CONFERENCE	4-2	3-0	1-2	0-0
NON-CONFERENCE	11-2	9-0	1-1	1-1

##	Player	gp-gs	min	avg	Total		3-Point		F-Throw		Rebounds				pf	dq	a	to	blk	stl	pts	avg
					fg-fga	fg%	3fg-fga	3fg%	ft-fa	ft%	off	def	tot	avg								
05	LYLE, JaQuan	19-19	652	34.3	104-217	.479	34-91	.374	80-103	.777	7	71	78	4.1	48	1	91	87	5	27	322	16.9
15	BRAGG, Carlton	15-13	402	26.8	66-123	.537	3-7	.429	54-66	.818	48	107	155	10.3	41	1	10	24	23	17	189	12.6
01	MANIGAULT, Corey	19-6	418	22.0	77-123	.626	2-5	.400	55-84	.655	26	57	83	4.4	38	0	13	33	11	21	211	11.1
00	MARTIN, Zane	19-6	413	21.7	64-146	.438	9-41	.220	46-64	.719	5	38	43	2.3	39	0	48	42	5	20	183	9.6
10	MALUACH, Makuach	19-19	492	25.9	69-128	.539	16-46	.348	28-41	.683	25	38	63	3.3	26	0	19	27	6	14	182	9.6
02	JACKSON, Vance	19-19	471	24.8	58-141	.411	24-78	.308	35-48	.729	21	70	91	4.8	37	0	18	34	4	14	175	9.2
14	HENDRIX, Vante	7-0	152	21.7	22-48	.458	9-25	.360	10-13	.769	11	19	30	4.3	15	0	7	8	1	6	63	9.0
11	CALDWELL, JJ	13-13	408	31.4	26-55	.473	2-9	.222	22-29	.759	11	40	51	3.9	18	0	74	27	2	29	76	5.8
03	MCGEE, Keith	17-0	202	11.9	29-58	.500	8-28	.286	2-7	.286	8	13	21	1.2	18	0	9	15	2	1	68	4.0
04	PERCY, Tavian	14-0	123	8.8	11-19	.579	4-10	.400	2-3	.667	0	12	12	0.9	6	0	10	3	0	4	28	2.0
30	WEGSCHEIDER, Kurt	7-0	19	2.7	6-8	.750	1-2	.500	0-3	.000	1	1	2	0.3	1	0	3	0	0	2	13	1.9
23	KUAC, Emmanuel	7-0	25	3.6	3-6	.500	2-3	.667	0-2	.000	4	4	8	1.1	5	0	1	1	0	1	8	1.1
33	ARROYO, Jordan	6-0	13	2.2	1-2	.500	0-0	.000	0-2	.000	0	1	1	0.2	2	0	0	0	1	0	2	0.3
20	PATTERSON, Clay	6-0	10	1.7	0-1	.000	0-1	.000	2-2	1.000	0	2	2	0.3	0	0	0	0	0	0	2	0.3
Team											19	40	59				1					
Total.....		19	3800		536-1075	.499	114-346	.329	336-467	.719	186	513	699	36.8	294	2	303	302	60	156	1522	80.1
Opponents.....		19	3800		525-1191	.441	175-511	.342	182-281	.648	209	431	640	33.7	394	-	316	286	45	144	1407	74.1

TEAM STATISTICS	NM	OPP	Date	Opponent	Score	Att.
SCORING	1522	1407	11/06/19	EASTERN N.M.	w 92-71	9501
Points per game	80.1	74.1	11/09/19	CSUN	w 97-70	10335
Scoring margin	+6.1	-	11/13/19	GREEN BAY	w 93-78	10137
FIELD GOALS-ATT	536-1075	525-1191	11/16/19	MCNEESE	w 90-80	10501
Field goal pct	.499	.441	11/19/19	at UTEP	L 63-66	6171
3 POINT FG-ATT	114-346	175-511	11/21/19	at New Mexico St.	w 78-77	7268
3-point FG pct	.329	.342	11/25/19	vs Auburn	L 59-84	6812
3-pt FG made per game	6.0	9.2	11/26/19	vs Wisconsin	w 59-50	0
FREE THROWS-ATT	336-467	182-281	12/01/19	MONTANA	w 72-63	10503
Free throw pct	.719	.648	* 12/04/19	BOISE ST.	w 80-78	10301
F-Throws made per game	17.7	9.6	* 12/07/19	at Wyoming	w 79-65	3659
REBOUNDS	699	640	12/14/19	NEW MEXICO ST.	w 69-62	14488
Rebounds per game	36.8	33.7	12/17/19	GRAND CANYON	w 91-71	10925
Rebounding margin	+3.1	-	12/22/19	HOUSTON BAPTIST	w 107-88	10423
ASSISTS	303	316	12/29/19	UC DAVIS	w 74-69	10693
Assists per game	15.9	16.6	* 01/01/20	at San Jose St.	L 85-88	1288
TURNOVERS	302	286	* 01/07/20	FRESNO ST.	w 78-64	10010
Turnovers per game	15.9	15.1	* 01/11/20	AIR FORCE	w 84-78	11014
Turnover margin	-0.8	-	* 01/15/20	at Colorado St.	L 72-105	2502
Assist/turnover ratio	1.0	1.1				
STEALS	156	144				
Steals per game	8.2	7.6				
BLOCKS	60	45				
Blocks per game	3.2	2.4				
ATTENDANCE	128831	27700				
Home games-Avg/Game	12-10736	5-4178				
Neutral site-Avg/Game	-	2-3406				

Score by Periods	1st	2nd	Totals
New Mexico	701	821	1522
Opponents	675	732	1407

# 2019-20 MOUNTAIN WEST STATISTICS

RECORD:	OVERALL	HOME	AWAY	NEUTRAL
ALL GAMES	4-2	3-0	1-2	0-0
CONFERENCE	4-2	3-0	1-2	0-0
NON-CONFERENCE	0-0	0-0	0-0	0-0

##	Player	gp-gs	min	avg	Total		3-Point		F-Throw		Rebounds					pts	avg					
					fg-fga	fg%	3fg-fga	3fg%	ft-fta	ft%	off	def	tot	avg	pf			dq	a	to	blk	stl
05	LYLE, JaQuan	6-6	209	34.8	38-72	.528	9-29	.310	27-34	.794	1	19	20	3.3	16	1	32	31	4	14	112	18.7
01	MANIGAULT, Corey	6-4	156	26.0	28-40	.700	1-3	.333	18-25	.720	5	21	26	4.3	14	0	4	17	6	8	75	12.5
02	JACKSON, Vance	6-6	148	24.7	24-50	.480	11-26	.423	15-19	.789	8	31	39	6.5	8	0	6	9	1	4	74	12.3
15	BRAGG, Carlton	4-2	100	25.0	18-34	.529	0-2	.000	9-12	.750	10	28	38	9.5	13	0	1	8	10	3	45	11.3
00	MARTIN, Zane	6-4	144	24.0	20-50	.400	3-13	.231	10-19	.526	3	11	14	2.3	11	0	20	11	3	6	53	8.8
14	HENDRIX, Vante	4-0	96	24.0	11-24	.458	5-15	.333	5-5	1.000	3	12	15	3.8	7	0	4	7	1	3	32	8.0
11	CALDWELL, JJ	2-2	70	35.0	7-15	.467	0-3	.000	2-2	1.000	5	8	13	6.5	1	0	16	3	0	4	16	8.0
10	MALUACH, Makuach	6-6	166	27.7	18-42	.429	3-14	.214	5-8	.625	7	9	16	2.7	10	0	7	3	1	4	44	7.3
23	KUAC, Emmanuel	2-0	13	6.5	3-4	.750	2-2	1.000	0-0	.000	0	3	3	1.5	4	0	0	0	0	1	8	4.0
04	PERCY, Tavian	5-0	52	10.4	4-9	.444	1-4	.250	2-2	1.000	0	2	2	0.4	4	0	3	1	0	1	11	2.2
30	WEGSCHEIDER, Kurt	2-0	7	3.5	2-3	.667	0-0	.000	0-2	.000	1	0	1	0.5	0	0	1	0	0	2	4	2.0
03	MCGEE, Keith	4-0	31	7.8	2-4	.500	0-1	.000	0-1	.000	1	0	1	0.3	2	0	2	2	1	1	4	1.0
33	ARROYO, Jordan	2-0	5	2.5	0-0	.000	0-0	.000	0-0	.000	0	0	0	0.0	0	0	0	0	0	0	0	0.0
20	PATTERSON, Clay	2-0	3	1.5	0-0	.000	0-0	.000	0-0	.000	0	1	1	0.5	0	0	0	0	0	0	0	0.0
Team											7	15	22				1					
Total.....		6	1200		175-347	.504	35-112	.313	93-129	.721	51	160	211	35.2	90	1	96	93	27	51	478	79.7
Opponents.....		6	1200		175-383	.457	69-166	.416	59-90	.656	66	140	206	34.3	112	-	108	82	11	45	478	79.7

TEAM STATISTICS	NM	OPP	Date	Opponent	Score	Att.
SCORING	478	478	* 12/04/19	BOISE ST.	w 80-78	10301
Points per game	79.7	79.7	* 12/07/19	at Wyoming	w 79-65	3659
Scoring margin	+0.0	-	* 01/01/20	at San Jose St.	L 85-88	1288
FIELD GOALS-ATT	175-347	175-383	* 01/07/20	FRESNO ST.	w 78-64	10010
Field goal pct	.504	.457	* 01/11/20	AIR FORCE	w 84-78	11014
3 POINT FG-ATT	35-112	69-166	* 01/15/20	at Colorado St.	L 72-105	2502
3-point FG pct	.313	.416				
3-pt FG made per game	5.8	11.5				
FREE THROWS-ATT	93-129	59-90				
Free throw pct	.721	.656				
F-Throws made per game	15.5	9.8				
REBOUNDS	211	206				
Rebounds per game	35.2	34.3				
Rebounding margin	+0.8	-				
ASSISTS	96	108				
Assists per game	16.0	18.0				
TURNOVERS	93	82				
Turnovers per game	15.5	13.7				
Turnover margin	-1.8	-				
Assist/turnover ratio	1.0	1.3				
STEALS	51	45				
Steals per game	8.5	7.5				
BLOCKS	27	11				
Blocks per game	4.5	1.8				
ATTENDANCE	31325	7449				
Home games-Avg/Game	3-10442	3-2483				
Neutral site-Avg/Game	-	0-0				

\* - MW game

Score by Periods	1st	2nd	Totals
New Mexico	218	260	478
Opponents	233	245	478

2019-20 Extended Season Statistics - All Games

RECORD:	OVERALL	HOME	AWAY	NEUTRAL
ALL GAMES	15-4	12-0	2-3	1-1
CONFERENCE	4-2	3-0	1-2	0-0
NON-CONFERENCE	11-2	9-0	1-1	1-1

##	Player	gp-gs	min	Total		3-Point		F-Throw		Rebounds		avg	pf	dq	a	a/g	to	to/g	a/to	blk	blk/g	stl	stl/g	pts	avg		
				fg-fga	fg%	3fg-fga	3fg%	ft-fita	ft%	off	def															tot	
05	LYLE, JaQuan	19-19	652	34.3	104-217	.479	34-91	.374	80-103	.777	7	71	78	4.1	48	1	91	4.79	87	4.58	1.05	5	0.26	27	1.42	322	16.9
15	BRAGG, Carlton	15-13	402	26.8	66-123	.537	3-7	.429	54-66	.818	48	107	155	10.3	41	1	10	0.67	24	1.60	0.42	23	1.53	17	1.13	189	12.6
01	MANIGAULT, Corey	19-6	418	22.0	77-123	.626	2-5	.400	55-84	.655	26	57	83	4.4	38	0	13	0.68	33	1.74	0.39	11	0.58	21	1.11	211	11.1
00	MARTIN, Zane	19-6	413	21.7	64-146	.438	9-41	.220	46-64	.719	5	38	43	2.3	39	0	48	2.53	42	2.21	1.14	5	0.26	20	1.05	183	9.6
10	MALUACH, Makuach	19-19	492	25.9	69-128	.539	16-46	.348	28-41	.683	25	38	63	3.3	26	0	19	1.00	27	1.42	0.70	6	0.32	14	0.74	182	9.6
02	JACKSON, Vance	19-19	471	24.8	58-141	.411	24-78	.308	35-48	.729	21	70	91	4.8	37	0	18	0.95	34	1.79	0.53	4	0.21	14	0.74	175	9.2
14	HENDRIX, Vante	7-0	152	21.7	22-48	.458	9-25	.360	10-13	.769	11	19	30	4.3	15	0	7	1.00	8	1.14	0.88	1	0.14	6	0.86	63	9.0
11	CALDWELL, JJ	13-13	408	31.4	26-55	.473	2-9	.222	22-29	.759	11	40	51	3.9	18	0	74	5.69	27	2.08	2.74	2	0.15	29	2.23	76	5.8
03	MCGEE, Keith	17-0	202	11.9	29-58	.500	8-28	.286	2-7	.286	8	13	21	1.2	18	0	9	0.53	15	0.88	0.60	2	0.12	1	0.06	68	4.0
04	PERCY, Tavian	14-0	123	8.8	11-19	.579	4-10	.400	2-3	.667	0	12	12	0.9	6	0	10	0.71	3	0.21	3.33	0	0.00	4	0.29	28	2.0
30	WEGSCHEIDER, Kurt	7-0	19	2.7	6-8	.750	1-2	.500	0-3	.000	1	1	2	0.3	1	0	3	0.43	0	0.00	99.00	0	0.00	2	0.29	13	1.9
23	KUAC, Emmanuel	7-0	25	3.6	3-6	.500	2-3	.667	0-2	.000	4	4	8	1.1	5	0	1	0.14	1	0.14	1.00	0	0.00	1	0.14	8	1.1
33	ARROYO, Jordan	6-0	13	2.2	1-2	.500	0-0	.000	0-2	.000	0	1	1	0.2	2	0	0	0.00	0	0.00	0.00	1	0.17	0	0.00	2	0.3
20	PATTERSON, Clay	6-0	10	1.7	0-1	.000	0-1	.000	2-2	1.000	0	2	2	0.3	0	0	0	0.00	0	0.00	0.00	0	0.00	0	0.00	2	0.3
Total.....		0	3800		536-1075	.499	114-346	.329	336-467	.719	186	513	699	0.0	294	2	303	0.00	302	0.00	1.00	60	0.00	156	0.00	1522	0.0
Opponents.....		0	3800		525-1191	.441	175-511	.342	182-281	.648	209	431	640	0.0	394	-	316	0.00	286	0.00	1.10	45	0.00	144	0.00	1407	0.0

Score by Periods	1st	2nd	Totals
New Mexico	701	821	1522
Opponents	675	732	1407

# 2019-20 SEASON STATISTICS

## 2019-20 Season Metrics

#	Player	Min	AST%	EFG%	TS%	Usg%	DRB%	ORB%	TRB%
33	ARROYO, Jordan	13	0.0	.500	.347	10.6	8.1	0.0	4.4
15	BRAGG, Carlton	402	4.6	.549	.622	21.0	28.0	14.7	21.9
11	CALDWELL, JJ	408	28.3	.491	.561	11.2	10.3	3.3	7.1
14	HENDRIX, Vante	152	8.2	.552	.586	19.5	13.2	8.9	11.2
02	JACKSON, Vance	471	6.6	.496	.540	20.0	15.6	5.5	11.0
23	KUAC, Emmanuel	25	6.8	.667	.581	15.1	16.8	19.7	18.2
05	LYLE, JaQuan	652	25.6	.558	.614	25.7	11.5	1.3	6.8
10	MALUACH, Makuach	492	6.8	.602	.623	16.9	8.1	6.3	7.3
01	MANIGAULT, Corey	418	6.0	.634	.660	22.2	14.4	7.7	11.3
00	MARTIN, Zane	413	21.1	.469	.525	25.1	9.7	1.5	5.9
03	MCGEE, Keith	202	7.9	.569	.557	18.1	6.8	4.9	5.9
20	PATTERSON, Clay	10	0.0	.000	.532	9.0	21.1	0.0	11.4
04	PERCY, Tavian	123	13.2	.684	.689	9.1	10.3	0.0	5.5
30	WEGSCHEIDER, Kurt	19	40.5	.812	.697	23.6	5.5	6.5	6.0

Estimated possessions: 1414.6

Team offensive rating (ORtg): 107.6

Team defensive rating (DRtg): 99.5

AST% - An estimate of the pct of teammate field goals assisted while on the floor

EFG% - Effective FG% (adjusts to include additional points from 3FGs)

TS% - True Shooting% (takes into account field goals, 3-point field goals, and free throws)

Usg% - An estimate of the pct of team plays used while on the floor

DRB% - An estimate of the pct of available defensive rebounds grabbed while on the floor

ORB% - An estimate of the pct of available offensive rebounds grabbed while on the floor

TRB% - An estimate of the pct of all available rebounds grabbed while on the floor

ORtg - Offensive rating - points scored per 100 possessions

DRtg - Defensive rating - points allowed per 100 possessions

**2019-20 Team Game-by-Game**

Opponent	Date	Score		Total		3-Pointers		Free throws		Rebounds				pf	a	t/o	blk	stl	pts	avg
				fg-fga	pct	3fg-fga	pct	ft-fta	pct	off	def	tot	avg							
EASTERN N.M.	11/06/19	92-71	W	33-55	.600	7-20	.350	19-26	.731	3	33	36	36.0	19	22	21	7	6	92	92.0
CSUN	11/09/19	97-70	W	36-60	.600	6-16	.375	19-26	.731	8	28	36	36.0	16	22	12	3	6	97	94.5
GREEN BAY	11/13/19	93-78	W	31-65	.477	9-22	.409	22-28	.786	10	37	47	39.7	13	18	18	2	10	93	94.0
MCNEESE	11/16/19	90-80	W	28-59	.475	8-20	.400	26-35	.743	14	24	38	39.2	15	22	15	2	17	90	93.0
at UTEP	11/19/19	63-66	L	19-49	.388	5-19	.263	20-31	.645	9	27	36	38.6	14	7	18	2	7	63	87.0
at New Mexico St.	11/21/19	78-77	W	28-52	.538	4-15	.267	18-24	.750	8	21	29	37.0	16	10	16	1	7	78	85.5
vs Auburn	11/25/19	59-84	L	25-62	.403	4-19	.211	5-9	.556	14	29	43	37.9	20	15	24	1	6	59	81.7
vs Wisconsin	11/26/19	59-50	W	22-50	.440	3-13	.231	12-15	.800	8	26	34	37.4	17	13	13	1	3	59	78.9
MONTANA	12/01/19	72-63	W	22-51	.431	6-13	.462	22-35	.629	11	32	43	38.0	15	15	9	5	3	72	78.1
BOISE ST.	12/04/19	80-78	W	29-57	.509	3-14	.214	19-25	.760	10	22	32	37.4	14	19	6	5	7	80	78.3
at Wyoming	12/07/19	79-65	W	29-60	.483	5-17	.294	16-20	.800	12	35	47	38.3	15	15	19	4	10	79	78.4
NEW MEXICO ST.	12/14/19	69-62	W	21-50	.420	4-16	.250	23-28	.821	10	23	33	37.8	12	11	16	2	14	69	77.6
GRAND CANYON	12/17/19	91-71	W	31-56	.554	14-26	.538	15-16	.938	11	25	36	37.7	16	23	16	1	5	91	78.6
HOUSTON BAPTIST	12/22/19	107-88	W	41-64	.641	6-19	.316	19-30	.633	10	25	35	37.5	14	17	10	4	10	107	80.6
UC DAVIS	12/29/19	74-69	W	24-55	.436	3-16	.188	23-35	.657	19	23	42	37.8	17	12	21	2	11	74	80.2
at San Jose St.	01/01/20	85-88	L	30-61	.492	6-24	.250	19-27	.704	11	29	40	37.9	14	19	18	3	7	85	80.5
FRESNO ST.	01/07/20	78-64	W	27-58	.466	9-22	.409	15-21	.714	7	27	34	37.7	16	19	9	4	5	78	80.4
AIR FORCE	01/11/20	84-78	W	30-52	.577	6-17	.353	18-25	.720	5	30	35	37.6	16	14	20	10	9	84	80.6
at Colorado St.	01/15/20	72-105	L	30-59	.508	6-18	.333	6-11	.545	6	17	23	36.8	15	10	21	1	13	72	80.1
New Mexico		1522		536-1075	.499	114-346	.329	336-467	.719	186	513	699	36.8	294	303	302	60	156	1522	80.1
Opponents		1407		525-1191	.441	175-511	.342	182-281	.648	209	431	640	33.7	394	316	286	45	144	1407	74.1

Games played: 19  
 Points/game: 80.1  
 FG Pct: 49.9  
 3FG Pct: 32.9  
 FT Pct: 71.9

Rebounds/game: 36.8  
 Assists/game: 15.9  
 Turnovers/game: 15.9  
 Assist/turnover ratio: 1.0  
 Steals/game: 8.2  
 Blocks/game: 3.2

# 2019-20 SEASON STATISTICS

## 2019-20 Opponent Game-by-Game

Opponent	Date	Score		Total		3-Pointers		Free throws		Rebounds				pf	a	t/o	blk	stl	pts	avg
				fg-fga	pct	3fg-fga	pct	ft-fga	pct	off	def	tot	avg							
EASTERN N.M.	11/06/19	92-71	W	25-67	.373	8-24	.333	13-20	.650	14	23	37	37.0	21	12	22	1	9	71	71.0
CSUN	11/09/19	97-70	W	28-63	.444	8-23	.348	6-13	.462	11	19	30	33.5	25	17	16	2	3	70	70.5
GREEN BAY	11/13/19	93-78	W	30-75	.400	10-33	.303	8-11	.727	9	29	38	35.0	23	22	16	2	6	78	73.0
MCNEESE	11/16/19	90-80	W	28-55	.509	13-29	.448	11-14	.786	6	21	27	33.0	25	24	22	7	7	80	74.8
at UTEP	11/19/19	63-66	L	24-56	.429	7-28	.250	11-13	.846	6	25	31	32.6	21	14	16	2	9	66	73.0
at New Mexico St.	11/21/19	78-77	W	28-64	.438	7-33	.212	14-18	.778	15	22	37	33.3	21	17	14	0	7	77	73.7
vs Auburn	11/25/19	59-84	L	32-76	.421	12-38	.316	8-20	.400	19	26	45	35.0	16	18	10	6	14	84	75.1
vs Wisconsin	11/26/19	59-50	W	18-53	.340	2-26	.077	12-16	.750	12	22	34	34.9	16	6	14	1	5	50	72.0
MONTANA	12/01/19	72-63	W	26-60	.433	7-22	.318	4-7	.571	4	27	31	34.4	29	12	6	5	5	63	71.0
BOISE ST.	12/04/19	80-78	W	27-53	.509	14-28	.500	10-14	.714	7	21	28	33.8	20	19	12	2	1	78	71.7
at Wyoming	12/07/19	79-65	W	24-64	.375	10-28	.357	7-12	.583	8	21	29	33.4	17	12	13	0	9	65	71.1
NEW MEXICO ST.	12/14/19	69-62	W	24-55	.436	10-28	.357	4-10	.400	12	23	35	33.5	21	17	22	5	10	62	70.3
GRAND CANYON	12/17/19	91-71	W	29-60	.483	2-11	.182	11-15	.733	10	14	24	32.8	15	14	12	1	8	71	70.4
HOUSTON BAPTIST	12/22/19	107-88	W	34-66	.515	9-24	.375	11-17	.647	11	20	31	32.6	23	18	14	1	7	88	71.6
UC DAVIS	12/29/19	74-69	W	24-58	.414	11-26	.423	10-17	.588	14	20	34	32.7	26	17	20	1	9	69	71.5
at San Jose St.	01/01/20	85-88	L	32-67	.478	12-33	.364	12-20	.600	12	24	36	32.9	22	22	12	5	10	88	72.5
FRESNO ST.	01/07/20	78-64	W	24-64	.375	6-21	.286	10-19	.526	17	27	44	33.6	18	11	11	2	4	64	72.0
AIR FORCE	01/11/20	84-78	W	30-71	.423	8-28	.286	10-14	.714	13	20	33	33.6	22	17	15	0	9	78	72.3
at Colorado St.	01/15/20	72-105	L	38-64	.594	19-28	.679	10-11	.909	9	27	36	33.7	13	27	19	2	12	105	74.1
Opponents		1407		525-1191	.441	175-511	.342	182-281	.648	209	431	640	33.7	394	316	286	45	144	1407	74.1
New Mexico		1522		536-1075	.499	114-346	.329	336-467	.719	186	513	699	36.8	294	303	302	60	156	1522	80.1

Games played: 19  
 Points/game: 74.1  
 FG Pct: 44.1  
 3FG Pct: 34.2  
 FT Pct: 64.8

Rebounds/game: 33.7  
 Assists/game: 16.6  
 Turnovers/game: 15.1  
 Assist/turnover ratio: 1.1  
 Steals/game: 7.6  
 Blocks/game: 2.4

# 2019-20 SEASON STATISTICS

## 2019-20 Game-by-Game Highs

Opponent	Date	Score	Points	Rebounds	Assists	Steals	Blocked shots
EASTERN N.M.	11/06/19	92-71	16-MALUACH, Makua	6-BRAGG, Carlton CALDWELL, JJ MARTIN, Zane	11-LYLE, JaQuan	2-CALDWELL, JJ	3-MANIGAULT, Core
CSUN	11/09/19	97-70	18-LYLE, JaQuan	8-MALUACH, Makua	5-MARTIN, Zane LYLE, JaQuan	2-MANIGAULT, Core PERCY, Tavian	1-MALUACH, Makua JACKSON, Vance BRAGG, Carlton
GREEN BAY	11/13/19	93-78	31-LYLE, JaQuan	16-BRAGG, Carlton	6-CALDWELL, JJ	4-CALDWELL, JJ	1-MANIGAULT, Core BRAGG, Carlton
MCNEESE at UTEP	11/16/19 11/19/19	90-80 63-66	24-MANIGAULT, Core 19-LYLE, JaQuan	18-BRAGG, Carlton 9-BRAGG, Carlton	10-CALDWELL, JJ 4-LYLE, JaQuan	5-BRAGG, Carlton 3-CALDWELL, JJ	2-BRAGG, Carlton 1-CALDWELL, JJ BRAGG, Carlton
at New Mexico St. vs Auburn vs Wisconsin	11/21/19 11/25/19 11/26/19	78-77 59-84 59-50	24-LYLE, JaQuan 14-MALUACH, Makua 14-LYLE, JaQuan	7-JACKSON, Vance 8-JACKSON, Vance 9-LYLE, JaQuan	7-CALDWELL, JJ 6-CALDWELL, JJ 3-MARTIN, Zane CALDWELL, JJ	4-BRAGG, Carlton 4-CALDWELL, JJ 1-JACKSON, Vance MARTIN, Zane MALUACH, Makuac	1-BRAGG, Carlton 1-BRAGG, Carlton 1-BRAGG, Carlton
MONTANA BOISE ST.	12/01/19 12/04/19	72-63 80-78	20-BRAGG, Carlton 31-LYLE, JaQuan	14-BRAGG, Carlton 9-BRAGG, Carlton	5-CALDWELL, JJ 7-CALDWELL, JJ	3-CALDWELL, JJ 2-LYLE, JaQuan MALUACH, Makuac	2-BRAGG, Carlton 2-BRAGG, Carlton
at Wyoming NEW MEXICO ST.	12/07/19 12/14/19	79-65 69-62	18-MANIGAULT, Core 17-BRAGG, Carlton	15-BRAGG, Carlton 17-BRAGG, Carlton	9-CALDWELL, JJ 5-LYLE, JaQuan	3-CALDWELL, JJ 4-BRAGG, Carlton	3-BRAGG, Carlton 1-LYLE, JaQuan BRAGG, Carlton
GRAND CANYON	12/17/19	91-71	21-LYLE, JaQuan	14-BRAGG, Carlton	9-CALDWELL, JJ	2-LYLE, JaQuan CALDWELL, JJ	1-JACKSON, Vance
HOUSTON BAPTIST	12/22/19	107-88	21-MANIGAULT, Core	6-MALUACH, Makua	6-MARTIN, Zane LYLE, JaQuan	3-MALUACH, Makua JACKSON, Vance	2-MALUACH, Makua
UC DAVIS	12/29/19	74-69	20-MANIGAULT, Core	11-MANIGAULT, Core	4-LYLE, JaQuan	4-MANIGAULT, Core	1-MALUACH, Makua MARTIN, Zane
at San Jose St.	01/01/20	85-88	25-JACKSON, Vance LYLE, JaQuan	13-JACKSON, Vance	8-LYLE, JaQuan	3-LYLE, JaQuan	2-MANIGAULT, Core
FRESNO ST. AIR FORCE	01/07/20 01/11/20	78-64 84-78	29-JACKSON, Vance 20-LYLE, JaQuan	13-JACKSON, Vance 8-MALUACH, Makua	10-LYLE, JaQuan 5-MARTIN, Zane	3-LYLE, JaQuan 3-MANIGAULT, Core	2-BRAGG, Carlton 3-MANIGAULT, Core BRAGG, Carlton MARTIN, Zane
at Colorado St.	01/15/20	72-105	17-MARTIN, Zane	5-LYLE, JaQuan HENDRIX, Vante	4-MARTIN, Zane	3-HENDRIX, Vante LYLE, JaQuan	1-HENDRIX, Vante

**JAN. 15, 2020 - NEW MEXICO 72, COLORADO STATE 105** - Fort Collins, N.M.

**Lobos Suffer 4th Loss of the Season on CSU Threes**

**FORT COLLINS, Colo.** --- In a record-breaking night for the Colorado State Rams (12-7, 3-3 MW), The University of New Mexico men's basketball team (15-4, 4-2 MW) fell by a score of 105-72 on the road on Wednesday night, breaking the Lobos' two-win streak in just their fourth loss of the season. UNM is now 10-2 over its last 12 games.

Colorado State broke a program record with 19 3-pointers on the night going an outstanding 67.9 percent from the field (19-28). The Rams were led by six scorers in double figures including freshman Isaiah Stevens who went 5-for-6 from 3-point range and 7-for-10 from the floor to total 19 points.

New Mexico was led by redshirt-junior Zane Martin who fired off 17 points going 7-for-11 from the floor including 2-for-3 from behind the arc and 1-for-2 from the stripe. Martin finished just two points shy of his 1,000th career point after totaling 815 at Towson. Martin has scored 183 points so far as a Lobo putting him at 998 career points heading into Saturday's game at UNLV.

Wednesday's 33-point loss marked UNM's largest defeat margin of the season after falling by 25 points to now-No. 4 Auburn. That week, the Lobos began receiving votes for the first time and suffered their largest loss of the season. Wednesday's outcome is similar as UNM received votes again for the first time since on the week before falling. The Lobos have however, shown a resiliency after losses, bouncing back after each loss of the season. UNM is 3-0 in 2019-20 after a loss.

Nineteen threes marks the most allowed by the Lobos this season after Boise State netted 14 on Dec. 4. The Lobo record for most threes made by an opponent is 20, which occurred just once in 2004.

Colorado State got out to a quick nine-point lead just three minutes into the contest, going a perfect 4-for-4 from behind the arc in the span. The Rams increased the lead to 12, 19-7, at the 15:10 mark with another three and kept piling on the points.

It was just midway through the first half that the game was out of hand with CSU leading by 20, 37-17.

At halftime, Colorado State was leading by 23, 56-33, with the largest lead a team has had at the break over UNM this season. The Rams were outshooting 56.8 percent from the floor compared to 45.5 percent for the Lobos and 68.8 percent from three (11-16) compared to 23.1 percent (3-13) for UNM.

The Lobos, who entered the game leading the nation in both free throws made and free throws attempted, did not have a single attempt in the first half while CSU had just three attempts as the teams combined for just nine called fouls in the first frame. On the night, both teams combined for just 22 free throw attempts on 28 total fouls.

UNM attempted a second-half comeback but with Colorado State rarely missing, the Lobos got no closer than 20 the rest of the way.

The end of the contest marked a great opportunity for the Lobo bench to work on development as redshirt-senior JaQuan Lyle exited the game with 11:46 left to play. Redshirt-junior Vance Jackson also departed early, leaving the game with 5:43 left in the first half with an injury while senior Corey Manigault saw limited minutes due to early foul trouble.

Standouts from the bench included freshman Emmanuel Kuac who pleasantly surprised fans with a 3-for-4 performance from the floor in his 11:46 on the court. He made the most of his time, exhibiting contagious energy and going a perfect 2-for-2 from 3-point range while collecting three rebounds and a steal. He registered his first career points on the night, totaling eight.

The Lobos will get not quite three days of rest before taking on UNLV in Las Vegas on Saturday at 4 p.m. on CBS Sports Network.

		Official Basketball Box Score -- Game Totals -- Final Statistics													
		New Mexico vs Colorado St.													
		01/15/20 7:00 pm at Moby Arena													
		New Mexico 72 • 15-4, 4-2 MW													
#	Player	Total		3-Ptr		Rebounds		PF	TP	A	TO	Blk	Stl	Min	
		FG-FGA	FT-FTA	FG-FGA	FT-FTA	Off	Def								Total
01	MANIGAULT, Corey	f	3-7	0-2	2-3	0	1	1	3	8	0	4	0	1	23
00	MARTIN, Zane	g	7-11	2-3	1-2	0	0	0	1	17	4	1	0	1	28
02	JACKSON, Vance	g	2-4	0-1	0-0	1	2	3	0	4	2	0	0	0	14
05	LYLE, JaQuan	g	4-8	1-4	0-0	0	5	5	4	9	1	8	0	3	28
10	MALUACH, Makuach	g	3-11	0-3	1-1	1	0	1	1	7	0	1	0	1	21
03	MCGEE, Keith	g	2-3	0-0	0-1	0	0	0	1	4	0	1	0	1	17
04	PERCY, Tavian	g	2-4	0-0	2-2	0	1	1	0	6	0	1	0	0	18
14	HENDRIX, Vante	g	2-4	1-3	0-0	2	3	5	1	5	2	5	1	3	27
20	PATTERSON, Clay	g	0-0	0-0	0-0	0	1	1	0	0	0	0	0	0	2
23	KUAC, Emmanuel	g	3-4	2-2	0-0	0	3	3	4	8	0	0	0	1	12
30	WEGSCHEIDER, Kurt	g	2-3	0-0	0-2	1	0	1	0	4	1	0	0	2	6
33	ARROYO, Jordan	g	0-0	0-0	0-0	0	0	0	0	0	0	0	0	0	4
Team			1	1	2										
Totals			30-59	6-18	6-11	6	17	23	15	72	10	21	1	13	200
FG % 1st Half:		15-33	45.5%	2nd half:	15-26	57.7%	Game:		30-59	50.8%					Deadball
3FG % 1st Half:		3-13	23.1%	2nd half:	3-5	60.0%	Game:		6-18	33.3%					Rebounds
FT % 1st Half:		0-0	0.0%	2nd half:	6-11	54.5%	Game:		6-11	54.5%					1
		Colorado St. 105 • 12-7, 3-3 MW													
#	Player	Total		3-Ptr		Rebounds		PF	TP	A	TO	Blk	Stl	Min	
		FG-FGA	FT-FTA	FG-FGA	FT-FTA	Off	Def								Total
21	David Roddy	f	4-8	2-4	2-2	2	4	6	2	12	2	3	0	1	29
31	Adam Thistlewood	f	6-7	4-5	0-0	0	1	1	1	16	1	2	0	0	21
32	Nico Carvacho	c	6-11	0-0	0-0	3	7	10	0	12	5	2	0	2	26
03	Kendle Moore	g	5-7	4-4	3-3	0	1	1	2	17	1	2	0	4	23
04	Isaiah Stevens	g	7-10	5-6	0-0	0	3	3	2	19	8	3	0	0	31
00	Hyron Edwards	g	0-1	0-0	0-0	0	1	1	1	0	2	1	0	0	13
01	Kris Martin	g	3-5	2-4	0-0	0	5	5	0	8	3	2	1	3	18
05	P.J. Byrd	g	1-3	0-1	1-1	1	1	2	3	3	1	1	0	1	11
11	Dischon Thomas	g	3-5	0-0	2-2	2	3	5	0	8	3	3	1	1	14
22	Kyle Lukasiewicz	g	0-0	0-0	0-0	0	0	0	0	0	0	0	0	0	2
23	John Tonje	g	3-7	2-4	2-3	0	1	1	2	10	1	0	0	0	12
Team			1	0	1										
Totals			38-64	19-28	10-11	9	27	36	13	105	27	19	2	12	200
FG % 1st Half:		21-37	56.8%	2nd half:	17-27	63.0%	Game:		38-64	59.4%					Deadball
3FG % 1st Half:		11-16	68.8%	2nd half:	8-12	66.7%	Game:		19-28	67.9%					Rebounds
FT % 1st Half:		3-3	100.0%	2nd half:	7-8	87.5%	Game:		10-11	90.9%					1
		Officials: Larry Spaulding, Verne Harris, John Higgins													
		Technical fouls: New Mexico-None, Colorado St-None.													
		Attendance: 2502													
		2019-20 Men's Basketball. Round: 0. Colorado St. vs New Mexico. Played at Moby													
		Score by periods													
		1st		2nd		Total									
New Mexico		33		39		72									
Colorado St.		56		49		105									
		Points		In Paint		Off T/O		2nd Chance		Fast Break		Bench			
		NM		44		19		5		14		27			
		CSU		30		20		12		29		29			
		Last FG - NM 2nd-00:25, CSU 2nd-01:44.													
		Largest lead - NM by 21st-19:40, CSU by 39 2nd-01:44.													
		NM led for 00:27, CSU led for 38:13. Game was tied for 00:20.													
		Score tied - 0 times.													
		Lead changed - 3 times.													



# OPPONENT NUMERICAL ROSTER/STATS

## UNLV 2019-20 ROSTER

No.	Name	Pos.	Ht.	Wt.	Cl.	Hometown / Previous School
0	Jay Green	G	6-5	200	So.	Sydney, Australia/ Hillcrest Prep
1	Moses Wood	F	6-8	195	So.	Reno, Nev. / Tulane
2	Donnie Tillman	F	6-7	225	Jr.	Detroit, Mich. / Utah
3	Amauri Hardy	G	6-2	190	Jr.	Detroit, Mich. / North Farmington HS
5	David Jenkins Jr.	G	6-2	195	Jr.	Tacoma, Wash. / South Dakota State
10	Jonah Antonio	G	6-5	180	Jr.	Perth, Australia / South Plains College
12	Trey Hurlburt	G	5-11	170	So.	Las Vegas, Nev. / Cal State San Marcos
13	Bryce Hamilton	G	6-4	200	So.	Pasadena, Calif. / Pasadena HS
15	Cheickna Dembele	F	6-11	245	Jr.	Banamba, Mali / Scotland Performance Institute
20	Nick Blair	F	6-5	215	Sr.	Las Vegas, Nev. / Idaho
22	Vitaliy Shibel	F	6-9	210	Sr.	Ivano-Frankivsk, Ukraine / Arizona State
24	Christopher "Taka" Hall	G	6-4	175	Sr.	San Marcos, Calif/ Johnson & Wales
31	Marvin Coleman	G	6-2	190	So.	Las Vegas, Nev. / Foothill HS
34	Cheikh Mbacke Diong	F	6-11	220	Jr.	Dakar, Senegal / Florida Prep
55	Elijah Mitrou-Long	G	6-1	190	Sr.	Mississauga, Ontario, Canada / Texas

## UNLV 2019-20 STATISTICS

RECORD:	OVERALL	HOME	AWAY	NEUTRAL
ALL GAMES	10-9	8-4	2-4	0-1
CONFERENCE	5-1	3-0	2-1	0-0
NON-CONFERENCE	5-8	5-4	0-3	0-1

#	Player	Total										3-Point		F-Throw		Rebounds		pf		dq		a		blk		stl		pts		avg	
		gp	gs	min	avg	fg	fga	fg%	3fg	3fga	3fg%	ft	fta	ft%	off	def	tot	avg	pf	dq	a	to	blk	stl	pts	avg					
03	Amauri Hardy	19	17	671	35.3	96	246	.39	42	122	.34	49	63	.77	13	54	67	3.5	45	0	67	50	3	18	283	14.9					
55	Elijah Mitrou-Long	9	9	326	36.2	40	90	.44	14	38	.36	22	26	.84	3	33	36	4.0	24	1	34	22	3	14	116	12.9					
13	Bryce Hamilton	19	3	449	23.6	81	191	.42	16	56	.28	45	70	.64	31	56	87	4.6	43	2	23	43	2	10	223	11.7					
02	Donnie Tillman	18	11	517	28.7	58	149	.38	16	57	.28	75	98	.76	27	68	95	5.3	57	3	43	54	6	7	207	11.5					
34	Mbacke Diong	19	19	566	29.8	68	118	.57	1	7	.14	38	59	.64	67	106	173	9.1	56	2	10	35	27	17	175	9.2					
10	Jonah Antonio	13	10	340	26.2	34	107	.31	30	94	.31	0	2	.00	5	27	32	2.5	18	1	11	8	1	10	98	7.5					
31	Marvin Coleman	15	8	332	22.1	27	61	.44	10	31	.32	30	36	.83	13	42	55	3.7	32	0	27	24	0	17	94	6.3					
20	Nick Blair	19	9	380	20.0	35	56	.62	4	11	.36	16	27	.59	22	49	71	3.7	46	2	13	18	14	10	90	4.7					
22	Vitaliy Shibel	16	7	214	13.4	16	37	.43	4	16	.25	9	14	.64	16	29	45	2.8	34	0	3	11	2	5	45	2.8					
00	Jay Green	8	2	59	7.4	3	5	.60	0	0	.00	0	2	.00	6	3	9	1.1	6	0	3	0	0	1	6	0.8					
15	Cheickna Dembele	15	0	92	6.1	0	3	.00	0	0	.00	1	2	.50	7	7	14	0.9	12	0	2	2	1	0	1	0.1					
12	Trey Hurlburt	1	0	4	4.0	0	1	.00	0	0	.00	0	0	.00	0	0	0	0.0	0	0	0	0	0	0	0	0.0					
Team														35		20		55				18									
Total.....		19	3950	458	1064	.431	37	432	.312	85	399	.71	245	494	739	38.9	373	11	236	285	59	109	133	70.4							
Opponents.....		19	3950	431	1036	.411	56	463	.332	282	386	.73	164	418	582	30.6	356	-	258	235	70	129	130	68.4							

TEAM STATISTICS	UNLV	OPP	Date	Opponent	Score	Att.
SCORING	1338	1300	11/05/19	PURDUE FORT WAYNE	W 86-71	7728
Points per game	70.4	68.4	11/09/19	KANSAS ST.	Lot 56-60	8796
Scoring margin	+2.0	-	11/12/19	at California	Lot 75-79	3423
FIELD GOALS-ATT	458-1064	431-1036	11/15/19	at UCLA	L 54-71	6601
Field goal pct	.430	.416	11/18/19	ABILENE CHRISTIAN	W 72-58	6906
3 POINT FG-ATT	137-432	156-463	11/20/19	TEXAS ST.	L 57-64	7067
3-point FG pct	.317	.337	11/23/19	SMU	L 68-72	7803
3-pt FG made per gam	7.2	8.2	11/26/19	JACKSON ST.	W 80-57	7164
FREE THROWS-ATT	285-399	282-386	11/30/19	at Cincinnati	Lot 65-72	10783
Free throw pct	.714	.731	* 12/04/19	at Fresno State	Wo2 81-80	5436
F-Throws made per ga	15.0	14.8	12/07/19	vs BYU	L 50-83	11356
REBOUNDS	739	582	12/18/19	PACIFIC	L 66-74	7023
Rebounds per game	38.9	30.6	12/21/19	ROBERT MORRIS	W 81-69	6910
Rebounding margin	+8.3	-	12/28/19	EASTERN MICH.	W 64-49	7463
ASSISTS	236	258	* 01/01/20	UTAH ST.	W 70-53	7571
Assists per game	12.4	13.6	* 01/04/20	AIR FORCE	W 71-59	7633
TURNOVERS	285	235	* 01/08/20	at Boise St.	L 66-73	4509
Turnovers per game	15.0	12.4	* 01/11/20	at Wyoming	Wot 78-69	3000
Turnover margin	-2.6	-	* 01/15/20	SAN JOSE ST.	W 98-87	7338
Assist/turnover ratio	0.8	1.1	* - Conference game			
STEALS	109	129				
Steals per game	5.7	6.8				
BLOCKS	59	70				
Blocks per game	3.1	3.7				
ATTENDANCE	89402	45108				
Home games-Avg/Ga	12-7450	6-5625				
Neutral site-Avg/Game	-	1-11356				

Score by Periods	1st	2nd	OT	OT2	Totals
UNLV	601	685	43	9	1338
Opponents	571	672	49	8	1300

# 2019-20 OPPONENT MOUNTAIN WEST STATISTICS

RECORD:	OVERALL	HOME	AWAY	NEUTRAL
ALL GAMES	5-1	3-0	2-1	0-0
CONFERENCE	5-1	3-0	2-1	0-0
NON-CONFERENCE	0-0	0-0	0-0	0-0

##	Player	gp-gs	min	avg	Total		3-Point		F-Throw		Rebounds				pf	dq	a	to	blk	stl	pts	avg			
					fg-fga	fg%	3fg-fga	3fg%	ft-fta	ft%	off	def	tot	avg											
13	Bryce Hamilton	6-1	163	27.2	41-77	.53	7-21	.33	21-35	.60	15	23	38	6.3	18	1	11	17	0	5	110	18.3			
03	Amauri Hardy	6-6	216	36.0	27-73	.37	12-36	.33	22-29	.75	8	17	25	4.2	19	0	24	13	0	5	88	14.7			
02	Donnie Tillman	5-2	145	29.0	14-38	.36	2-11	.18	32-40	.80	8	21	29	5.8	17	2	9	20	3	3	62	12.4			
31	Marvin Coleman	6-5	181	30.2	15-32	.46	7-22	.31	24-27	.88	5	23	28	4.7	20	0	19	15	0	9	61	10.2			
10	Jonah Antonio	5-4	136	27.2	16-51	.31	15-47	.31	0-2	.00	1	15	16	3.2	12	1	3	1	0	5	47	9.4			
34	Mbacke Diong	6-6	166	27.7	20-39	.51	0-4	.00	10-15	.66	14	38	52	8.7	17	1	3	9	12	6	50	8.3			
20	Nick Blair	6-5	144	24.0	11-18	.61	0-2	.00	9-14	.64	7	20	27	4.5	16	0	6	3	5	3	31	5.2			
22	Vitaliy Shibel	6-1	74	12.3	5-15	.33	2-6	.33	3-4	.75	5	12	17	2.8	16	0	1	0	0	2	15	2.5			
00	Jay Green	4-0	22	5.5	0-0	.00	0-0	.00	0-2	.00	2	1	3	0.8	4	0	0	0	0	0	0	0.0			
15	Cheickna Dembele	4-0	28	7.0	0-0	.00	0-0	.00	0-0	.00	1	1	2	0.5	4	0	1	0	0	0	0	0.0			
Team											15	8	23												6
Total.....		6	1275	149-343		.43	45-149		.30	121-168		.72	81	179	260	43.3	143	5	77	84	20	38	464	77.3	
Opponents.....		6	1275	123-329		.37	57-177		.32	118-165		.71	53	135	188	31.3	121	-	75	69	15	37	421	70.2	

TEAM STATISTICS	UNLV	OPP	Date	Opponent	Score	Att.
SCORING	464	421	* 12/04/19	at Fresno State	Wo2 81-80	5436
Points per game	77.3	70.2	* 01/01/20	UTAH ST.	w 70-53	7571
Scoring margin	+7.2	-	* 01/04/20	AIR FORCE	w 71-59	7633
FIELD GOALS-ATT	149-343	123-329	* 01/08/20	at Boise St.	L 66-73	4509
Field goal pct	.434	.374	* 01/11/20	at Wyoming	Wot 78-69	3000
3 POINT FG-ATT	45-149	57-177	* 01/15/20	SAN JOSE ST.	w 98-87	7338
3-point FG pct	.302	.322	* - Conference game			
3-pt FG made per gam	7.5	9.5				
FREE THROWS-ATT	121-168	118-165				
Free throw pct	.720	.715				
F-Throws made per ga	20.2	19.7				
REBOUNDS	260	188				
Rebounds per game	43.3	31.3				
Rebounding margin	+12.0	-				
ASSISTS	77	75				
Assists per game	12.8	12.5				
TURNOVERS	84	69				
Turnovers per game	14.0	11.5				
Turnover margin	-2.5	-				
Assist/turnover ratio	0.9	1.1				
STEALS	38	37				
Steals per game	6.3	6.2				
BLOCKS	20	15				
Blocks per game	3.3	2.5				
ATTENDANCE	22542	12945				
Home games-Avg/Ga	3-7514	3-4315				
Neutral site-Avg/Game	-	0-0				

Score by Periods	1st	2nd	OT	OT2	Totals
UNLV	187	246	22	9	464
Opponents	179	221	13	8	421

# OPPONENT'S LAST TIME OUT

**JAN. 15, 2020 - UNLV 98, SAN JOSÉ STATE 87** - Las Vegas, Nev.

**Runnin' Rebels Win 5th Straight At Home, Improve To 5-1 In MWSaturday**

**LAS VEGAS (UNLVRebels.com)** - Six Runnin' Rebels scored in double figures as the UNLV men's basketball team (10-9, 5-1) defeated San Jose State 98-87 Wednesday night at the Thomas & Mack Center.

It was UNLV's fifth straight win at home, gave it sole possession of second place in the Mountain West and was its sixth victory in its last seven games.

Sophomore Marvin Coleman led the team in scoring with 17 points, while junior Amauri Hardy and sophomore Bryce Hamilton each had 16, junior Jonah Antonio scored 15, junior Mbacke Diong contributed 12 and junior Donnie Tillman added 10. Diong recorded a game-high 13 rebounds for his fourth double-double of the season.

San Jose State (6-13, 2-5) had four players in double-digit scoring, led by Seneca Knight's 30 points.

**HOT SHOOTING:** Antonio made 5 of 10 3-pointers vs. the Spartans and has connected from long distance on 10 of 22 over his last two games.


**SHARING THE BALL:** Coleman and Hardy combined for 16 assists, each recording a season-high eight. As a team, UNLV dished out a season-high 23 assists on 31 made baskets.

**NOTES:**


- UNLV's five-game home win streak is its longest in four years.
- The 98 points scored is a season high.
- UNLV shot 55.4 percent from the field (31 of 56), running its record to 5-0 in games where it shoots 50 percent or better.
- The Runnin' Rebels shot 40 percent from 3-point range (8 of 20) and a season-high 84.8 percent from the free-throw line (28 of 33).
- After making just 1 of 8 3-pointers in the first half, UNLV shot 7 of 12 from long distance over the final 20 minutes.
- UNLV led by as many as 20 points with 5:41 to go in the game.
- UNLV outscored SJSU 42-28 in points in the paint and 15-7 in second-chance points.
- UNLV outrebounded SJSU 45-23, marking the 15th time this season it has recorded more rebounds than its opponent.
- UNLV was without senior guard Elijah Mitrou-Long for the 10th straight game because of a broken thumb.
- UNLV has made at least one 3-pointer in a NCAA-record 1,089 straight games.

**NEXT FOR THE RUNNIN' REBELS:** UNLV will remain home to host New Mexico at the Thomas & Mack Center on Saturday, Jan. 18 at 3 p.m. The game will be a blackout with all fans encouraged to wear black. 250 lucky fans in attendance will win a black UNLV jersey (text to win). The Athletics Department is offering a "Break Game" special as students are still on winter break. A four-pack of tickets for that game is just \$64 in the lower bowl. Tickets may be purchased at UNLVtickets.com, by calling 702-739-FANS (3267) or by visiting the Thomas & Mack Center Box Office.

Official Basketball Box Score - Final  
**San Jose St. at UNLV**  
 01/16/20 Thomas & Mack Center, Las Vegas  
 2019-20 Men's Basketball  
 Game Time: 4:00 AM  
 Game Duration: 1:57  
 Attendance: 7,338



San Jose St. - 87  
Record: 6-13 (2-5)



UNLV - 98  
Record: 10-9 (5-1)

NO.	Name	Min	FG		3P		FT		Rebounds		Fouls		TP	AS	TO	ST	Blocks		+/-	
			M/A	A/A	M/A	A/A	O/R	O/R	P/P	F/P	BS	BA								
11	Christian Anigwe	F 23:15	4-8	1-4	1-4	4	2	6	2	3	10	1	1	1	1	1	1	1	-14	
35	Ralph Agee	F 21:12	3-6	1-2	2-2	0	1	1	4	1	9	2	0	0	1	0	0	2		
2	Brae Ivey	G 30:26	3-9	0-4	3-4	0	2	2	1	5	9	6	2	2	0	0	0	-17		
10	Omar Moore	G 14:32	0-1	0-0	0-0	0	1	1	1	0	0	0	1	0	0	0	0	-9		
13	Seneca Knight	G 34:31	7-16	4-10	12-15	1	3	4	1	11	30	1	1	0	0	0	0	-14		
22	Richard Washington	20:47	4-10	4-10	0-0	1	1	2	2	0	12	1	0	1	0	0	0	-6		
4	Zach Chappell	17:11	2-4	1-2	0-0	0	0	0	0	5	1	1	2	0	1	1	0	-8		
12	Eduardo Lane	09:50	1-3	0-0	0-0	0	2	2	4	1	2	1	1	0	0	0	0	-9		
44	Trey Smith	08:28	0-1	0-1	0-0	0	0	0	2	0	0	1	0	1	0	0	0	4		
1	Caleb Simmons	02:28	0-0	0-0	0-0	0	0	0	0	0	0	0	0	0	0	0	0	0		
21	Kaleb Hammonds	06:33	3-5	2-4	2-3	0	0	0	0	2	10	0	0	0	0	0	0	8		
5	Isaiah Nichols	04:47	0-0	0-0	0-0	0	1	1	0	0	2	1	2	0	0	0	0	8		
<b>Team</b>																				
<b>Totals</b>			27-63	13-37	20-28	9	14	23	18	23	87	16	9	11	1	2	-11			

Shooting By Period

1<sup>st</sup> FG%: 9-26 34.6%

3PT%: 4-15 26.7%

FT%: 10-16 62.5%

2<sup>nd</sup> FG%: 18-37 48.6%

3PT%: 9-22 40.9%

FT%: 10-12 83.3%

GM FG%: 27-63 42.9%

3PT%: 13-37 35.1%

FT%: 20-28 71.4%

Dead Ball Rebounds: 0,0

Technical Fouls: Coach 1<sup>st</sup> 13:06

NO.	Name	Min	FG		3P		FT		Rebounds		Fouls		TP	AS	TO	ST	Blocks		+/-	
			M/A	A/A	M/A	A/A	O/R	O/R	P/P	F/P	BS	BA								
20	Nick Blair	F 17:18	2-2	0-0	4-8	0	1	1	4	3	8	1	0	0	1	0	0	10		
34	Cheikh Mbacke Diong	F 28:18	6-10	0-1	0-0	3	10	13	4	1	12	1	2	0	1	1	1	11		
3	Amauri Hardy	G 30:23	6-8	1-1	3-5	1	3	4	4	1	16	8	3	0	0	0	0	16		
10	Jonah Antonio	G 24:28	5-11	5-10	0-0	0	5	5	2	0	15	0	0	0	0	0	0	4		
31	Marvin Coleman	G 33:01	3-7	2-6	9-10	1	3	4	2	6	17	8	4	1	0	0	0	5		
13	Bryce Hamilton	28:15	6-10	0-1	4-4	1	2	3	3	2	16	3	4	2	0	0	0	7		
22	Vitaly Shibel	10:57	2-3	0-0	0-0	2	4	6	3	0	4	0	0	0	0	0	0	2		
2	Donnie Tillman	26:20	1-5	0-1	8-8	2	3	5	1	4	10	2	3	2	0	0	0	1		
15	Cheickna Dembele	01:00	0-0	0-0	0-0	0	0	0	0	0	0	0	0	0	0	0	0	-1		
<b>Team</b>																				
<b>Totals</b>			31-56	8-20	28-33	13	32	45	23	17	98	23	16	5	2	1	11			

Shooting By Period

1<sup>st</sup> FG%: 10-21 47.6%

3PT%: 1-8 12.5%

FT%: 17-20 85%

2<sup>nd</sup> FG%: 21-35 60.0%

3PT%: 7-12 58.3%

FT%: 11-13 84.6%

GM FG%: 31-56 55.4%

3PT%: 8-20 40.0%

FT%: 28-33 84.8%

Dead Ball Rebounds: 3,0

Technical Fouls: NONE

	SJSU	UNLV
<b>Biggest lead</b>	2 (1 <sup>st</sup> 16:58)	20 (2 <sup>nd</sup> 5:41)
<b>Best Scoring Run</b>	8 (2 <sup>nd</sup> 3:51)	11 (1 <sup>st</sup> 12:50)
<b>Lead Changes</b>	4	
<b>Times Tied</b>	1	
<b>Time with Lead</b>	00:34	37:26

	SJSU	UNLV
<b>Points from</b>		
Turnovers	27	14
Paint	28	42
Second Chance	7	15
Fast Breaks	19	18
Bench	29	30

	SJSU	UNLV
<b>Period by Period Scoring</b>		
1 <sup>st</sup>	32	55
2 <sup>nd</sup>	55	87
<b>TOT</b>	87	98

# LAST TIME THEY MET ...

**JAN. 22, 2019 · NEW MEXICO 58, UNLV 74 · Las Vegas, Nev.**

## First Half Too Much, Lobos Fall at UNLV

**LAS VEGAS, Nev.** --- Despite being outscored by just four points in the second half, the first-half deficit was too much on Tuesday night as The University of New Mexico men's basketball team ultimately fell to UNLV by a final score of 74-58.

The loss comes after the Lobos claimed a 30-point victory over Wyoming on Saturday afternoon and marks the second time this season that the Runnin' Rebels have topped UNM immediately after a big win. The first was after UNM topped nationally-ranked Nevada by 27 points on Jan. 5.

With the loss, the Lobos slip to 9-10, 3-4 MW, while UNLV improves to 11-7, 5-1 in conference play.

Redshirt-sophomore Vance Jackson led the Lobos in scoring for the fourth time this season with 16 points while adding eight rebounds, three steals and an assist. Redshirt-sophomore Keith McGee and redshirt-junior Carlton Bragg each posted 12 points while Bragg registered his first double-double of the season adding 12 rebounds. Bragg also posted a trio of dunks.

Senior Anthony Mathis was held to just eight points on the night. The last time Mathis was held to single digits was on Jan. 8 against UNLV. The two games mark the only two in the last 12 games that the senior standout has been held below 10 points.

On the night, UNM was outshot 43.9 percent (25-58) to 35.5 percent (22-62) from the field and 56.0 percent (14-25) to 26.1 percent (6-23) from 3-point range. The Lobos did, however, outrebound the Runnin' Rebels 42-41. Prior to Tuesday night's game, UNM boasted a record of 6-0 when outrebounding its opponent.

The Lobo defense started the contest on fire, allowing just five points through the first 8:30 while getting out to a six-point lead, 11-5.

At the 8:59 mark, a three from UNLV's Nick Blair put the home team up by two, 16-14 before a layup from Jackson gave the teams the first tie at 16-16. The squads tied again at 17 and 18 before UNLV took off on a 9-0 run on three straight 3-pointers, including two by Noah Robotham, to make it 27-18 Runnin' Rebels with 5:44 on the clock.

UNLV increased the run to 19-4 to take its largest lead of the first half, 15 points, at 37-22 with 1:26 left. Both teams registered a layup before McGee made a buzzer-beating three to make it a 12-point game at the break, 39-27.

Just 16 seconds into the second half, UNLV's Kris Clyburn hit a three to re-energize the Runnin' Rebel offense. Clyburn, who hit 25 points in the Lobos' last meeting with the Runnin' Rebels, was held to 14 points.

Trailing by 15 with 18:18 left, the Lobos went on a 7-0 run that included a pair of Bragg dunks and a Mathis three to cut the deficit to eight and get the Lobo fans going.

The teams kept it close over the next minute until a 5-0 UNLV run put the difference back to double figures at 13, 51-38 with 12:48 to play.

UNM cut it back to single digits just once more at the 9:35 mark on a Jackson three, 54-45, but Clyburn responded with a three of his own to make it a 12-point game and the Runnin' Rebels never looked back.

McGee finished the second half like he did the first, with a three in the final seconds, for the 74-58 final.

Fifty-eight points marks the least the Lobos have scored this season against any opponent. On the night, UNLV converted UNM's 14 turnovers into 23 points while the Lobos scored just two off of 11. UNM led in second-chance points (18-11), and in the paint (24-22) while the Runnin' Rebel bench outscored the Lobos' 31-22.

UNM led for 11:18 of the contest while UNLV led for 27:18.

The Lobos are set to return to action at home on Saturday as they host Utah State at 2 p.m. inside Dreamstyle Arena - The Pit.

Official Basketball Box Score -- Game Totals -- Final Statistics																	
New Mexico vs UNLV																	
01/22/19 7:00 pm at Thomas & Mack Center, Las Vegas, Nev.																	
New Mexico 58 • 9-10																	
##	Player	Total		3-Ptr		Rebounds		PF	TP	A	TO	Blk	Stl	Min			
		FG	FGA	FG	FGA	FT	FTA								Off	Def	Tot
35	BRAGG, Carlton	5	10	0	0	2	4	5	7	12	4	12	2	2	1	28	
02	JACKSON, Vance	6	17	2	8	2	3	1	7	8	2	16	1	4	0	29	
10	MALUACH, Makuach	0	6	0	2	0	3	3	1	0	0	1	1	0	22		
14	KUIPER, Dane	0	2	0	0	0	2	2	5	0	1	2	0	1	21		
32	MATHIS, Anthony	3	6	2	5	0	1	1	2	2	8	0	3	0	1	36	
01	MANIGAULT, Corey	3	6	0	0	2	3	2	2	4	2	8	1	0	0	22	
04	McGEE, Keith	5	12	2	5	0	0	1	1	2	12	0	0	1	1	23	
03	PERCY, Tavian	0	1	0	0	0	0	0	0	0	0	0	0	0	0	7	
15	PINCHUK, Vladimir	0	2	0	0	2	2	5	3	8	2	2	1	2	1	12	
	Team							1	1	2							
	Totals	22	62	6	23	8	15	15	27	42	20	58	6	14	4	7	200
	FG % 1st Half: 10-30	33.3%	2nd half: 12-32	37.5%	Game: 22-62	35.5%	Deadball										
	3FG % 1st Half: 2-10	20.0%	2nd half: 4-13	30.8%	Game: 6-23	26.1%	Rebounds										
	FT % 1st Half: 5-11	45.5%	2nd half: 3-4	75.0%	Game: 8-15	53.3%											
	UNLV 74 • 11-7																
##	Player	Total		3-Ptr		Rebounds		PF	TP	A	TO	Blk	Stl	Min			
		FG	FGA	FG	FGA	FT	FTA								Off	Def	Tot
24	Joel Ntambwe	1	4	1	3	2	4	2	9	11	4	5	0	0	1	1	34
30	Jonathan Tchamwa Tch	1	2	0	0	1	2	2	1	3	2	3	0	0	1	0	12
01	Kris Clyburn	5	10	3	4	1	2	2	3	5	3	14	1	3	0	0	36
03	Amauri Hardy	3	12	2	6	2	6	1	5	6	1	10	6	2	0	0	33
05	Noah Robotham	4	9	3	4	0	2	0	0	0	1	11	9	3	0	2	36
13	Bryce Hamilton	0	0	0	0	1	1	3	4	0	0	0	0	0	0	0	3
14	Tervell Beck	0	2	0	1	0	0	0	0	0	1	0	0	1	0	0	5
20	Nick Blair	9	14	4	6	4	6	3	3	6	2	26	0	1	1	0	29
22	Trey Woodbury	2	4	1	1	0	0	2	2	1	5	0	0	1	1	1	12
	Team							1	3	4							
	Totals	25	57	14	25	10	23	12	29	41	15	74	16	11	4	4	200
	FG % 1st Half: 13-30	43.3%	2nd half: 12-27	44.4%	Game: 25-57	43.9%	Deadball										
	3FG % 1st Half: 8-14	57.1%	2nd half: 6-11	54.5%	Game: 14-25	56.0%	Rebounds										
	FT % 1st Half: 5-9	55.6%	2nd half: 5-14	35.7%	Game: 10-23	43.5%											
	Officials: Bo Boroski, John Higgins, David Hall																
	Technical fouls: New Mexico-McGEE, Keith. UNLV-None.																
	Attendance: 8432																
	2018-19 Men's Basketball. Round: 0. New Mexico vs UNLV. Played at:																
Score by periods		1st	2nd	Total													
	New Mexico	27	31	58													
	UNLV	39	35	74													

**CHARTING THE NUMBERS**

	Season	Career at UNM
<b>Double-Digit Scoring Games</b>		
Makuach Maluach	9	37 (25-12)
Corey Manigault	9	20 (13-7)
Vance Jackson	7	29 (14-15)
Keith McGee	3	15 (9-6)
Carlton Bragg	12	25 (16-9)
Tavian Percy	0	1 (1-0)
Zane Martin	10	10 (9-1)
JaQuan Lyle	15	15 (13-2)
JJ Caldwell	1	1 (1-0)
Vante Hendrix	3	3 (2-1)

**40-Point Games**

**30-Point Games**

Vance Jackson	0	1 (0-1)
JaQuan Lyle	2	2 (2-0)

**20-Point Games**

Makuach Maluach	0	4 (2-2)
Corey Manigault	3	5 (4-1)
Vance Jackson	2	5 (2-3)
Keith McGee	0	2 (1-1)
Carlton Bragg	2	3 (2-1)
JaQuan Lyle	4	4 (3-1)

**Scoring Leaders**

Makuach Maluach	2	9 (5-4)
Corey Manigault	4	8 (7-1)
Vance Jackson	2	9 (2-7)
Keith McGee	0	4 (2-2)
Carlton Bragg	2	6 (3-3)
JaQuan Lyle	9	9 (7-2)
Zane Martin	1	1 (0-1)

**10+ Rebound Games**

Corey Manigault	1	4 (4-0)
Vance Jackson	2	7 (4-3)
Carlton Bragg	6	14 (9-5)
Makuach Maluach	0	1 (1-0)
JJ Caldwell	1	1 (1-0)

**Rebounding Leaders**

Vance Jackson	4	16 (7-9)
---------------	---	----------

Corey Manigault	1	4 (2-2)
Carlton Bragg	9	22 (13-9)
Keith McGee	0	1 (0-1)
JJ Caldwell	1	1 (1-0)
Zane Martin	1	1 (1-0)
Makuach Maluach	3	3 (3-0)
JaQuan Lyle	2	2 (1-1)
Vante Hendrix	1	1 (0-1)

**Double-Doubles**

Vance Jackson	2	7 (4-3)
Corey Manigault	1	3 (3-0)
Carlton Bragg	5	8 (5-3)
Makuach Maluach	0	1 (1-0)
JaQuan Lyle	1	1 (1-0)

**Assist Leaders**

Vance Jackson	0	10 (5-5)
Corey Manigault	0	1 (1-0)
Keith McGee	0	3 (0-3)
Makuach Maluach	0	8 (0-8)
Carlton Bragg	0	2 (0-2)
JaQuan Lyle	8	8 (6-2)
Zane Martin	5	5 (4-1)
JJ Caldwell	9	9 (8-1)

\* ( ) Team's record in those games

**2019-20 DUNK TRACKER**

Player	Overall	MW
Carlton Bragg	16	7
Keith McGee	11	1
Corey Manigault	22	9
JaQuan Lyle	3	1
Makuach Maluach	9	4
Zane Martin	5	2
Vance Jackson	4	3
Tavian Percy	1	1
Vante Hendrix	7	2
Emmanuel Kuac	1	1
Tavian Percy	1	1

**SCORING MARGIN BREAKDOWN**

Total	1	2	3	4	5	6	7	8	9	10	11-15	16-20	21+
Win	1	1	0	0	1	1	1	0	2	1	3	2	2
Loss	0	0	2	0	0	0	0	0	0	0	0	0	2

## UNM INDIVIDUAL GAME HIGHS

Points	31		LYLE, JaQuan vs Boise St. (12/04/19)
	31		LYLE, JaQuan vs Green Bay (11/13/19)
	29		JACKSON, Vance vs Fresno St. (01/07/20)
	25		JACKSON, Vance at San Jose St. (01/01/20)
	25		LYLE, JaQuan at San Jose St. (01/01/20)
Field Goals Made	10		LYLE, JaQuan at San Jose St. (01/01/20)
	10		LYLE, JaQuan vs Boise St. (12/04/19)
Field Goal Att.	17		LYLE, JaQuan vs Boise St. (12/04/19)
	16		LYLE, JaQuan at San Jose St. (01/01/20)
	16		LYLE, JaQuan vs Green Bay (11/13/19)
FG Pct (min 5 made)	1.000	(7-7)	MALUACH, Makuach vs Houston Baptist (12/22/19)
	.900	(9-10)	MANIGAULT, Corey vs Houston Baptist (12/22/19)
3-Point FG Made	6		JACKSON, Vance vs Fresno St. (01/07/20)
	5		LYLE, JaQuan vs Green Bay (11/13/19)
3-Point FG Att.	9		LYLE, JaQuan vs Green Bay (11/13/19)
	8		JACKSON, Vance at San Jose St. (01/01/20)
	8		LYLE, JaQuan vs Houston Baptist (12/22/19)
3-Pt FG Pct (min 2 made)	1.000	(3-3)	MALUACH, Makuach vs Houston Baptist (12/22/19)
	1.000	(2-2)	KUAC, Emmanuel at Colorado St. (01/15/20)
	1.000	(2-2)	BRAGG, Carlton vs Grand Canyon (12/17/19)
	1.000	(2-2)	MALUACH, Makuach vs Green Bay (11/13/19)
Free Throws Made	12		MANIGAULT, Corey vs McNeese (11/16/19)
	10		LYLE, JaQuan at UTEP (11/19/19)
Free Throw Att.	16		MANIGAULT, Corey vs McNeese (11/16/19)
	15		LYLE, JaQuan at UTEP (11/19/19)
FT Pct (min 3 made)	1.000	(8-8)	LYLE, JaQuan vs Green Bay (11/13/19)
	1.000	(6-6)	LYLE, JaQuan vs Fresno St. (01/07/20)
	1.000	(5-5)	MARTIN, Zane vs Houston Baptist (12/22/19)
	1.000	(5-5)	LYLE, JaQuan vs Grand Canyon (12/17/19)
	1.000	(5-5)	LYLE, JaQuan at Wyoming (12/07/19)
	1.000	(4-4)	BRAGG, Carlton vs Grand Canyon (12/17/19)
	1.000	(4-4)	MARTIN, Zane vs Wisconsin (11/26/19)
	1.000	(4-4)	MALUACH, Makuach vs Auburn (11/25/19)
	1.000	(4-4)	BRAGG, Carlton at New Mexico St. (11/21/19)
	1.000	(3-3)	HENDRIX, Vante at San Jose St. (01/01/20)
	1.000	(3-3)	LYLE, JaQuan vs Houston Baptist (12/22/19)
	1.000	(3-3)	CALDWELL, JJ vs CSUN (11/09/19)
	1.000	(3-3)	MARTIN, Zane vs CSUN (11/09/19)
Rebounds	18		BRAGG, Carlton vs McNeese (11/16/19)
	17		BRAGG, Carlton vs New Mexico St. (12/14/19)
Assists	11		LYLE, JaQuan vs Eastern N.M. (11/06/19)
	10		LYLE, JaQuan vs Fresno St. (01/07/20)
	10		CALDWELL, JJ vs McNeese (11/16/19)
Steals	5		BRAGG, Carlton vs McNeese (11/16/19)
	4		MANIGAULT, Corey vs UC Davis (12/29/19)
	4		BRAGG, Carlton vs New Mexico St. (12/14/19)
	4		CALDWELL, JJ vs Auburn (11/25/19)
	4		BRAGG, Carlton at New Mexico St. (11/21/19)
	4		CALDWELL, JJ vs McNeese (11/16/19)
Blocked Shots	4		CALDWELL, JJ vs Green Bay (11/13/19)
	3		BRAGG, Carlton vs Air Force (01/11/20)
	3		MARTIN, Zane vs Air Force (01/11/20)
	3		MANIGAULT, Corey vs Air Force (01/11/20)

# UNM AND OPPONENT TEAM HIGHS AND LOWS

## NEW MEXICO - TEAM GAME HIGHS

POINTS	107	HOUSTON BAPTIST (12/22/19)
	97	CSUN (11/09/19)
	93	GREEN BAY (11/13/19)
	92	EASTERN N.M. (11/06/19)
	91	GRAND CANYON (12/17/19)
FIELD GOALS MADE	41	HOUSTON BAPTIST (12/22/19)
	36	CSUN (11/09/19)
FIELD GOAL ATTEMPTS	65	GREEN BAY (11/13/19)
	64	HOUSTON BAPTIST (12/22/19)
FIELD GOAL PERCENTAGE	641 (41-64)	HOUSTON BAPTIST (12/22/19)
	600 (36-60)	CSUN (11/09/19)
	600 (33-55)	EASTERN N.M. (11/06/19)
3 PT FIELD GOALS MADE	14	GRAND CANYON (12/17/19)
	9	FRESNO ST. (01/07/20)
	9	GREEN BAY (11/13/19)
3 PT FG ATTEMPTS	26	GRAND CANYON (12/17/19)
	24	at San Jose St. (01/01/20)
3 PT FG PERCENTAGE	538 (14-26)	GRAND CANYON (12/17/19)
	462 (6-13)	MONTANA (12/01/19)
FREE THROWS MADE	26	MCNEESE (11/16/19)
	23	UC DAVIS (12/29/19)
	23	NEW MEXICO ST. (12/14/19)
FREE THROW ATTEMPTS	35	UC DAVIS (12/29/19)
	35	MONTANA (12/01/19)
	35	MCNEESE (11/16/19)
FREE THROW PERCENTAGE	938 (15-16)	GRAND CANYON (12/17/19)
	821 (23-28)	NEW MEXICO ST. (12/14/19)
REBOUNDS	47	at Wyoming (12/07/19)
	47	GREEN BAY (11/13/19)
ASSISTS	23	GRAND CANYON (12/17/19)
	22	MCNEESE (11/16/19)
	22	CSUN (11/09/19)
	22	EASTERN N.M. (11/06/19)
STEALS	17	MCNEESE (11/16/19)
	14	NEW MEXICO ST. (12/14/19)
BLOCKED SHOTS	10	AIR FORCE (01/11/20)
	7	EASTERN N.M. (11/06/19)
TURNOVERS	24	vs Auburn (11/25/19)
	21	at Colorado St. (01/15/20)
	21	UC DAVIS (12/29/19)
	21	EASTERN N.M. (11/06/19)
FOULS	20	vs Auburn (11/25/19)
	19	EASTERN N.M. (11/06/19)

## OPPONENT - TEAM GAME HIGHS

POINTS	105	at Colorado St. (01/15/20)
	88	at San Jose St. (01/01/20)
	88	HOUSTON BAPTIST (12/22/19)
	84	vs Auburn (11/25/19)
	80	MCNEESE (11/16/19)
FIELD GOALS MADE	38	at Colorado St. (01/15/20)
	34	HOUSTON BAPTIST (12/22/19)
FIELD GOAL ATTEMPTS	76	vs Auburn (11/25/19)
	75	GREEN BAY (11/13/19)
FIELD GOAL PERCENTAGE	594 (38-64)	at Colorado St. (01/15/20)
	515 (34-66)	HOUSTON BAPTIST (12/22/19)
3 PT FIELD GOALS MADE	19	at Colorado St. (01/15/20)
	14	BOISE ST. (12/04/19)
3 PT FG ATTEMPTS	38	vs Auburn (11/25/19)
	33	at San Jose St. (01/01/20)
	33	at New Mexico St. (11/21/19)
	33	GREEN BAY (11/13/19)
3 PT FG PERCENTAGE	679 (19-28)	at Colorado St. (01/15/20)
	500 (14-28)	BOISE ST. (12/04/19)
FREE THROWS MADE	14	at New Mexico St. (11/21/19)
	13	EASTERN N.M. (11/06/19)
FREE THROW ATTEMPTS	20	at San Jose St. (01/01/20)
	20	vs Auburn (11/25/19)
	20	EASTERN N.M. (11/06/19)
FREE THROW PERCENTAGE	909 (10-11)	at Colorado St. (01/15/20)
	846 (11-13)	at UTEP (11/19/19)
REBOUNDS	45	vs Auburn (11/25/19)
	44	FRESNO ST. (01/07/20)
ASSISTS	27	at Colorado St. (01/15/20)
	24	MCNEESE (11/16/19)
STEALS	14	vs Auburn (11/25/19)
	12	at Colorado St. (01/15/20)
BLOCKED SHOTS	7	MCNEESE (11/16/19)
	6	vs Auburn (11/25/19)
TURNOVERS	22	NEW MEXICO ST. (12/14/19)
	22	MCNEESE (11/16/19)
	22	EASTERN N.M. (11/06/19)
FOULS	29	MONTANA (12/01/19)
	26	UC DAVIS (12/29/19)

## NEW MEXICO - TEAM GAME LOWS

POINTS	59	vs Auburn (11/25/19)
	59	vs Wisconsin (11/26/19)
	63	at UTEP (11/19/19)
	69	NEW MEXICO ST. (12/14/19)
	72	MONTANA (12/01/19)
	72	at Colorado St. (01/15/20)
FIELD GOALS MADE	19	at UTEP (11/19/19)
	21	NEW MEXICO ST. (12/14/19)
FIELD GOAL ATTEMPTS	49	at UTEP (11/19/19)
	50	vs Wisconsin (11/26/19)
	50	NEW MEXICO ST. (12/14/19)
FIELD GOAL PERCENTAGE	388 (19-49)	at UTEP (11/19/19)
	403 (25-62)	vs Auburn (11/25/19)
3 PT FIELD GOALS MADE	3	vs Wisconsin (11/26/19)
	3	BOISE ST. (12/04/19)
	3	UC DAVIS (12/29/19)
3 PT FG ATTEMPTS	13	vs Wisconsin (11/26/19)
	13	MONTANA (12/01/19)
3 PT FG PERCENTAGE	.188 (3-16)	UC DAVIS (12/29/19)
	.211 (4-19)	vs Auburn (11/25/19)
FREE THROWS MADE	5	vs Auburn (11/25/19)
	6	at Colorado St. (01/15/20)
FREE THROW ATTEMPTS	9	vs Auburn (11/25/19)
	11	at Colorado St. (01/15/20)
FREE THROW PERCENTAGE	545 (6-11)	at Colorado St. (01/15/20)
	556 (5-9)	vs Auburn (11/25/19)
REBOUNDS	23	at Colorado St. (01/15/20)
	29	at New Mexico St. (11/21/19)
ASSISTS	7	at UTEP (11/19/19)
	10	at New Mexico St. (11/21/19)
	10	at Colorado St. (01/15/20)
STEALS	3	vs Wisconsin (11/26/19)
	3	MONTANA (12/01/19)
BLOCKED SHOTS	1	at New Mexico St. (11/21/19)
	1	vs Auburn (11/25/19)
	1	vs Wisconsin (11/26/19)
	1	GRAND CANYON (12/17/19)
	1	at Colorado St. (01/15/20)
TURNOVERS	6	BOISE ST. (12/04/19)
	9	MONTANA (12/01/19)
	9	FRESNO ST. (01/07/20)
FOULS	12	NEW MEXICO ST. (12/14/19)
	13	GREEN BAY (11/13/19)

## OPPONENT - TEAM GAME LOWS

POINTS	50	vs Wisconsin (11/26/19)
	62	NEW MEXICO ST. (12/14/19)
	63	MONTANA (12/01/19)
	64	FRESNO ST. (01/07/20)
	65	at Wyoming (12/07/19)
FIELD GOALS MADE	18	vs Wisconsin (11/26/19)
	24	at UTEP (11/19/19)
	24	at Wyoming (12/07/19)
	24	NEW MEXICO ST. (12/14/19)
	24	UC DAVIS (12/29/19)
	24	FRESNO ST. (01/07/20)
FIELD GOAL ATTEMPTS	53	vs Wisconsin (11/26/19)
	53	BOISE ST. (12/04/19)
FIELD GOAL PERCENTAGE	.340 (18-53)	vs Wisconsin (11/26/19)
	.373 (25-67)	EASTERN N.M. (11/06/19)
3 PT FIELD GOALS MADE	2	vs Wisconsin (11/26/19)
	2	GRAND CANYON (12/17/19)
3 PT FG ATTEMPTS	11	GRAND CANYON (12/17/19)
	21	FRESNO ST. (01/07/20)
3 PT FG PERCENTAGE	.077 (2-26)	vs Wisconsin (11/26/19)
	.182 (2-11)	GRAND CANYON (12/17/19)
FREE THROWS MADE	4	MONTANA (12/01/19)
	4	NEW MEXICO ST. (12/14/19)
FREE THROW ATTEMPTS	7	MONTANA (12/01/19)
	10	NEW MEXICO ST. (12/14/19)
FREE THROW PERCENTAGE	400 (4-10)	NEW MEXICO ST. (12/14/19)
	400 (8-20)	vs Auburn (11/25/19)
REBOUNDS	24	GRAND CANYON (12/17/19)
	27	MCNEESE (11/16/19)
ASSISTS	6	vs Wisconsin (11/26/19)
	11	FRESNO ST. (01/07/20)
STEALS	1	BOISE ST. (12/04/19)
	3	CSUN (11/09/19)
BLOCKED SHOTS	0	at New Mexico St. (11/21/19)
	0	at Wyoming (12/07/19)
	0	AIR FORCE (01/11/20)
TURNOVERS	6	MONTANA (12/01/19)
	10	vs Auburn (11/25/19)
FOULS	13	at Colorado St. (01/15/20)
	15	GRAND CANYON (12/17/19)

# THE LAST TIME IT HAPPENED

## NEW MEXICO

<b>As A Team:</b>	
<b>Scored 100 Points:</b>	107 - vs Houston Baptist (12-22-19)
<b>Scored 90-99 Points:</b>	91 - vs Grand Canyon (12-17-19)
<b>Scored 80-89 Points:</b>	84 - vs Air Force (1-11-20)
<b>Scored Less Than 50 Points:</b>	46 - at Arizona (12-20-16)
<b>Scored Less Than 40 Points:</b>	34 - at #25 San Diego State (1-26-13)
<b>Won By 40 Points:</b>	W, 103-47 - vs Southwest (12-30-18)
<b>Won By 30 Points:</b>	W, 92-60 - vs San José State (2-13-19)
<b>Won By 20 Points:</b>	W, 91-71 - vs Grand Canyon (12-17-19)
<b>Lost By 20-29 Points:</b>	L, 84-59 - vs. No. 18/19 Auburn (11-25-19)
<b>Lost By 30 Points:</b>	L, 105-72 - at Colorado State (1-15-20)
<b>Shot 65% Or Better:</b>	69.2% (27-39) - at Air Force (1-15-05)
<b>Shot 60% Or Better:</b>	64.1% (41-64) - vs Houston Baptist (12-22-19)
<b>Shot Less Than 35%:</b>	33.3% (22-66) - at No. 6 Nevada (2-9-19)
<b>Shot Less Than 30%:</b>	28.1% (18-64) - at NM State (12-4-18)
<b>Shot 60% 3FG Or Better:</b>	61.1% (11-18) - vs UTEP (11-24-18)
<b>Shot Less Than 30% 3FG:</b>	25.0% (6-24) - at San José State (1-1-20)
<b>Made 10 Three-Pointers:</b>	14 (14-26) - vs Grand Canyon (12-17-19)
<b>Shot 100% on Free Throws:</b>	100% (14-14) - vs. Maryland (11-25-17)
<b>Shot 95% On Free Throws:</b>	95.5% (21-22) - at Boise State (1-17-17)
<b>Shot 85% On Free Throws:</b>	93.8 (15-16) - vs Grand Canyon (12-22-19)
<b>Shot Less Than 50% On FTs:</b>	42.1% (8-19) - at San José State (2-26-19)
<b>Had 50 Rebounds:</b>	53 - at San José State (2-26-19)
<b>Had 20 Offensive Rebounds:</b>	26 - at San José State (2-26-19)
<b>Had 40 Assists:</b>	40 - Northern N.M. (11-11-17)
<b>Had 20 Assists:</b>	23 - vs Grand Canyon (12-17-19)
<b>Had 20 Turnovers:</b>	21 - at Colorado State (1-15-20)
<b>Had Less Than 10 Turnovers:</b>	9 - vs Fresno State (1-7-20)
<b>Had 10 Steals:</b>	13 - at Colorado State (1-15-20)
<b>Had 15 Steals:</b>	17 - vs McNeese (11-16-19)
<b>Had 10 Blocks:</b>	10 - vs Air Force (1-11-20)
<b>Had Two or More 20-Point Scorers:</b>	at San José State (1-1-20)
	Vance Jackson (25) & JaQuan Lyle (25)
<b>Had 7 Double-Digit Scorers:</b>	(7) - at Colorado State (2-28-18)
<b>Had 6 Double-Digit Scorers:</b>	(6) - vs Wyoming (1-19-19)
<b>Had 5 Double-Digit Scorers:</b>	(5) - vs Air Force (1-11-20)
<b>Had No Double-Digit Scorers:</b>	at San Diego State (1-6-15)
<b>Had Two 10+ Rebounders:</b>	at Wyoming (12-7-19)
	Carlton Bragg (15) & JJ Caldwell (10)
<b>Had Three 10+ Rebounders:</b>	vs Colorado State (3-2-19)
	Carlton Bragg (14), Corey Manigault (11), Makuach Maluach (10)
<b>Scored 50 Points In 1st Half:</b>	50 - vs Southwest (12-30-18)
<b>Scored 50 Points In 2nd Half:</b>	54 - vs Grand Canyon (12-17-19)
<b>Scored 60 Points In 2nd Half:</b>	61 - vs Houston Baptist (12-22-19)
<b>Scored 20 Or Fewer Points In 1st Half:</b>	16 - at Arizona (12-20-16)
<b>Scored 20 Or Fewer Points In 2nd Half:</b>	15 - at #25 San Diego State (1-26-13)
<b>Failed To Make a 3FG:</b>	(0-10) - vs. Washington State (12-25-15)
<b>Defeated a Ranked Team:</b>	W, 85-58 - vs No. 5/6 Nevada (1-5-19)
<b>Lost To a Ranked Team:</b>	L, 84-59 - vs. No. 18/19 Auburn (11-25-19)
<b>Won an OT Game:</b>	W, 95-86 vs Fresno State (3-3-18)
<b>Lost an OT Game:</b>	L, 105-104 vs. Nevada (1-7-17)
<b>Won a 2OT Game:</b>	W, 97-94 vs. UAB (11-21-13)
<b>Lost a 2OT Game:</b>	L, 73-76 at Dayton (1-1-10)
<b>Won a 3OT Game:</b>	W, 104-99, Fresno State (3-8-96)
<b>Lost a 3OT Game:</b>	Never
<b>As An Individual:</b>	
<b>Had a Triple-Double:</b>	Luc Longley (17 pts, 14 rebs, 10 assts) vs. Penn State (3-28-90)
<b>Had a Double-Double (Pts/Reb):</b>	vs Fresno State (1-7-20)
	Vance Jackson (29/13)
<b>Had a Double-Double (Pts/Asst):</b>	JaQuan Lyle (14 pts & 10 assts) vs Fresno State (1-7-20)
<b>Scored 20+ Pts with 10+ Rebs:</b>	Vance Jackson (29 pts & 13 rebs) vs Fresno State (1-7-20)
<b>Scored 20+ Pts with 20+ Rebs:</b>	Carlton Bragg (22 pts & 20 rebs) at Wyoming (3-9-19)
<b>Scored 30 Points:</b>	JaQuan Lyle (31) vs Green Bay (11-13-19)
<b>Scored 30 Points (MW Only):</b>	JaQuan Lyle (31) vs Boise State (12-4-19)
<b>Scored 20 Points:</b>	JaQuan Lyle (20) vs Air Force (1-11-20)
<b>Scored 20 Points (MW Only):</b>	JaQuan Lyle (20) vs Air Force (1-11-20)
<b>Had 20 Rebounds:</b>	Carlton Bragg (20) at Wyoming (3-9-19)
<b>Had 15 Rebounds:</b>	Carlton Bragg (17) - vs NM State (12-14-19)
<b>Had 10 Assists:</b>	JaQuan Lyle (10) - vs Fresno State (1-7-20)
<b>Had 5 Steals:</b>	Carlton Bragg (5) - vs McNeese (11-16-19)
<b>Had 5 Blocks:</b>	Joe Furstinger (5) - vs Boise State (2-6-18)

## VERSUS NEW MEXICO

<b>As A Team:</b>	
<b>Scored 100 Points:</b>	105 - at Colorado State (1-15-20)
<b>Scored 90 Points:</b>	91 - vs Utah State (3-14-19)
<b>Scored 80-89 Points:</b>	88 - at San José State (1-1-20)
<b>Scored Less Than 50 Points:</b>	47 - vs Southwest (12-30-18)
<b>Scored Less Than 40 Points:</b>	38 - Wyoming (2-11-12)
<b>Shot 50% Or Better:</b>	59.4% (38-64) - at Colorado State (1-15-20)
<b>Shot Less Than 35%:</b>	34.0% (18-53) - vs Wisconsin (11-26-19)
<b>Shot Less Than 30%:</b>	26.3% (15-57) - UAPB (12-17-16)
<b>Shot 60% 3FG Or Better:</b>	67.9% (19-28) - at Colorado State (1-15-20)
<b>Shot 50% 3FG Or Better:</b>	50.0% (14-28) - vs Boise State (12-4-19)
<b>Shot Less Than 20% 3FG:</b>	18.2% (2-11) - vs Grand Canyon (12-17-19)
<b>Made 15 Three-Pointers:</b>	19 (19-28) - at Colorado State (1-15-20)
<b>Made 10 Three-Pointers:</b>	12 (12-33) - at San José State (1-1-20)
<b>Shot 75% On Free Throws:</b>	90.9% (10-11) - at Colorado State (1-15-20)
<b>Shot Less Than 50% On FTs:</b>	40.0% (4-10) - vs NM State (12-14-19)
<b>Had 50 Rebounds:</b>	51 - at Fresno State (2-2-19)
<b>Had 20 Offensive Rebounds:</b>	25 - at New Mexico State (11-17-17)
<b>Had 20 Assists:</b>	27 - at Colorado State (1-15-20)
<b>Had 20 Turnovers:</b>	20 - vs UC Davis (12-29-19)
<b>Had Less Than 10 Turnovers:</b>	8 - at Utah State (2-20-19)
<b>Had 10 Steals:</b>	12 - at Colorado State (1-15-20)
<b>Had 10 Blocks:</b>	11 - at USC (11-21-15)
<b>Had 40-Point and 20-Point Scorers:</b>	Nevada (1-7-17)
	Jordan Caroline (45) & Marcus Marshall (26)
<b>Had 30-Point and 20-Point Scorers:</b>	vs NM State (11-17-18)
	AJ Harris (31) & Terrell Brown (20)
<b>Had Two or More 20-Point Scorers:</b>	vs Boise State (12-4-19)
	Justinian Jessup (24) & Derrick Alston (20)
<b>Had 6 Double-Digit Scorers:</b>	(6) - at Colorado State (1-15-20)
<b>Had 5 Double-Digit Scorers:</b>	(5) - at Wyoming (3-9-19)
<b>Had No Double-Digit Scorers:</b>	ULM (12-13-14)
<b>Had Two 10+ Rebounders:</b>	at NM State (12-4-18)
	Ivan Aurrecoechea (11) & Eli Chuha (10)
<b>Scored 50+ Points In 1st Half:</b>	56 - at Colorado State (1-15-20)
<b>Scored 50+ Points In 2nd Half:</b>	52 - vs Utah State (3-14-19)
<b>Scored 20 Or Less Points In 1st Half:</b>	20 - vs Wisconsin (11-26-19)
<b>Scored 20 Or Less In 2nd Half:</b>	19 - New Mexico State (12-3-14)
<b>Scored 15 Or Less Points In 1st Half:</b>	11 - UAPB (12-17-16)
<b>Failed To Make a 3FG:</b>	(0-7) - New Mexico State (12-16-15)
<b>As An Individual:</b>	
<b>Had a Triple-Double:</b>	Ethan Telfair (25 pts, 12 rebs, 10 assts) Idaho State (11-11-16)
<b>Had a Double-Double (Pts/Reb):</b>	at Colorado State (1-15-20)
	Nico Carvacho (12 pts, 10 rebs)
<b>Had a Double-Double (Pts/Asst):</b>	Dominic Artis (13 pts & 12 Assists) UTEP (12-7-16)
<b>Had 20+ Points &amp; 10+ Rebounds:</b>	Sayeed Pridgett (25 pts, 10 rebs) vs Montana (12-1-19)
<b>Scored 30+ Points in Back-to-Back Games Vs. UNM:</b>	Derrick Marks Boise State
	31 points (1-18-15) & 30 points (2-24-15)
<b>Scored 40 Points:</b>	Jordan Caroline (45) - Nevada (1-7-17)
<b>Scored 40 Points (MW Only):</b>	Jordan Caroline (45) - Nevada (1-7-17)
<b>Scored 30 Points:</b>	Jalon Gates (30) - vs Houston Baptist (12-22-19)
<b>Scored 30 Points (MW Only):</b>	Louis Adams (31) - at Wyoming (2-20-18)
<b>Scored 20 Points:</b>	vs Air Force (1-11-20)
	Lavelle Scottie (26)
<b>Scored 20 Points (MW Only):</b>	vs Air Force (1-11-20)
	Lavelle Scottie (26)
<b>Had 20 Rebounds:</b>	Ryan Watkins (22) - Boise State (1-21-14)
<b>Had 15 Rebounds:</b>	Justin Bean (15) - vs Utah State (3-14-19)
<b>Had 10 Assists:</b>	Dominic Artis (12) - UTEP (12-7-16)
<b>Had 5 Steals:</b>	Brae Ivey (6) - at San José State (2-26-19)
<b>Had 5 Blocks:</b>	Sha'Markus Kennedy (6) - vs McNeese (11-16-19)



## WELCOME TO THE PIT, A MILE HIGH AND LOUDER THAN...



### WHAT THEY ARE SAYING ABOUT THE PIT

"What a terrific atmosphere for college basketball. Great building... Great history... 18,000 screaming fans. It's big time college hoops, baby!"  
- Dick Vitale, ESPN

"I consider the game we played in Albuquerque in 1978 one of the most exciting of my career. The Pit is the toughest place to play because of their tremendous atmosphere."  
-Jim Boeheim, Syracuse head coach

"When you go into a place like The Pit, there will be challenge different from a regular road game. The crowd can dictate the tempo and momentum. The Pit crowd forces you to be patient."  
-Lute Olsen, former Arizona head coach

"A mile high but 37 feet underground, the Pit in Albuquerque has been the site of many mind-blowing college basketball games, including North Carolina State's upset of Houston in '83 and just about any New Mexico home game. The noise created by fans, which has been measured at 125 decibels -- the pain threshold for the human ear is 130 -- is a palpable force."  
-Sports Illustrated

- Voted one of "The Top Five Loudest, Most Intimidating Places to Play" by NCAA.com
- Ranked in the top 20 sporting venues of the 20th century by Sports Illustrated
- USA Today ranked The Pit in its "Ten Great Places to Get Pumped for NCAA Action"
- According to Fox Sports, it's one of the top ten "old school" college basketball arenas in the country

### THE GREATEST GAME EVER PLAYED

The Pit was the site of one of the greatest college basketball games ever played. It hosted the 1983 national championship game that saw the NC State Wolfpack upset Hakeem Olajuwon, Clyde Drexler and the Houston Cougars. Coach Jimmy Valvano and the Wolfpack downed the Cougars on a last second put back by Lorenzo Charles. The iconic shot of the late Valvano running onto the court looking for a hug is one of the lasting images in college basketball history.

- Built in 1966 (\$1.4 million)
- Capacity of 15,411 (previously 18,018)
- \$60 million renovation was completed in 2010
- New floor installed before the 2017-18 season
- Seating includes 40 suites and a club area
- Officially named Dreamstyle Arena in 2017 after a \$10 million agreement for naming rights by the local New Mexico business. It is still referred to as The Pit, its officially-recognized nickname. As part of the exciting Dreamstyle changes, University Stadium, UNM's football stadium, officially became Dreamstyle Arena on the same date.
- Less than 30 of 345 NCAA Division I basketball programs play in a college-only arena named after a business or organization founded or headquartered in its home state.
- The Lobos have averaged an astounding 15,410 fans the past 49 years, an amazing 95% of capacity
- The Pit has ranked in the top 25 in attendance nationally nearly every season since the 1966-67 season with 35 seasons in the top ten in the NCAA in attendance
- Led the Mountain West in attendance in 10 of the conference's 15 years of existence
- The floor is named Bob King Court in honor of the former head coach who led the Lobos from 1963 to 1972.

# THE 2019-20 LOBO MEN'S BASKETBALL RADIO/TV ROSTER

## PLAYERS



**Zane Martin**  
G | 6-4/205 | R-Jr.  
Philadelphia, Pa.



**Corey Manigault**  
F | 6-9/225 | Sr.  
Suitland, Md.



**Vance Jackson**  
G/F | 6-9/230 | R-Jr.  
Pasadena, Calif.



**Keith McGee**  
PG | 6-3/180 | R-Jr.  
Rochester, N.Y.



**Tavian Percy**  
G | 6-6/205 | So.  
Miami, Fla.



**JaQuan Lyle**  
G | 6-5/205 | R-Sr.  
Evansville, Ind.



**Makuach Maluach**  
G/F | 6-7/195 | Jr.  
Sydney, Australia



**JJ Caldwell**  
G | 6-1/185 | R-Jr.  
Houston, Texas



**Daniel Headdings**  
G | 6-2/185 | Fr.  
Wasilla, Alaska



**Vante Hendrix**  
G | 6-5/195 | R-So.  
Woodland Hills, Calif.



**Clay Patterson**  
G | 6-1/175 | R-So.  
Rio Rancho, N.M.



**Emmanuel Kuac**  
G | 6-7/200 | Fr.  
Calgary, Alberta, Canada



**Kurt Wegscheider**  
G | 6-4/185 | Fr.  
Central African Rep.



**Jordan Arroyo**  
F | 6-7/220 | So.  
Albuquerque, N.M.

## STAFF



**Paul Weir**  
Head Coach



**Jerome Robinson**  
Assistant Coach



**Brandon Mason**  
Assistant Coach



**Dan McHale**  
Assistant Coach



**Craig Snow**  
Spec. Asst. to the HC



**Sara Works**  
Dir. of Player Development



**Ralph Davis**  
Dir. of Operations



**Tyler Stuart**  
Dir. of Strength/Cond.



**Corey DeBarbrie**  
Athletic Trainer



**Zane Martin**  
 6'4" | 205 - Redshirt-Junior - Guard  
 Philadelphia, Pa. (Towson)



**NOTEWORTHY :**

- Averaged a team-high 19.8 points in 2017-18 at Towson
- Named to All-CAA Second Team and NABC All-District Second Team
- MVP of the Basketball Hall of Fame Belfast Classic
- Named to the Lou Henson Award Mid-Season Watch list
- Scored in double figures in 30 of the Tigers' 32 games as a sophomore
- Transferred to UNM prior to 2018-19 season

**2019-20 GAME-BY-GAME STATISTICS**

Opponent	Date	gs	min	Total		3-Pointers		Free throws		Rebounds				pf	a	t/o	blk	stl	pts	avg
				fg-fga	pct	3fg-fga	pct	ft-fta	pct	off	def	tot	avg							
EASTERN N.M.	11/06/19		23	3-8	.375	2-5	.400	5-6	.833	0	6	6	6.0	3	0	6	0	1	13	13.0
CSUN	11/09/19		21	4-11	.364	2-4	.500	3-3	1.000	1	2	3	4.5	2	5	1	0	0	13	13.0
GREEN BAY	11/13/19		16	3-8	.375	0-1	.000	3-4	.750	0	3	3	4.0	1	2	1	0	2	9	11.7
MCNEESE	11/16/19		22	4-9	.444	0-3	.000	4-7	.571	0	0	0	3.0	2	4	1	0	3	12	11.8
at UTEP	11/19/19		22	4-8	.500	1-4	.250	0-0	.000	0	2	2	2.8	2	0	2	0	1	9	11.2
at New Mexico St.	11/21/19		10	1-2	.500	0-0	.000	2-2	1.000	0	0	0	2.3	0	0	1	0	0	4	10.0
vs Auburn	11/25/19		14	0-3	.000	0-1	.000	0-0	.000	0	1	1	2.1	4	1	6	0	0	0	8.6
vs Wisconsin	11/26/19		23	4-10	.400	0-2	.000	4-4	1.000	0	3	3	2.3	3	3	2	0	1	12	9.0
MONTANA	12/01/19		22	3-8	.375	0-0	.000	5-7	.714	1	0	1	2.1	2	1	0	1	0	11	9.2
BOISE ST.	12/04/19		21	1-6	.167	0-2	.000	2-4	.500	1	1	2	2.1	3	2	1	0	1	4	8.7
at Wyoming	12/07/19		10	1-4	.250	1-2	.500	0-0	.000	0	1	1	2.0	4	1	3	0	1	3	8.2
NEW MEXICO ST.	12/14/19		19	3-6	.500	0-1	.000	1-2	.500	0	1	1	1.9	3	0	2	0	2	7	8.1
GRAND CANYON	12/17/19		19	4-7	.571	1-3	.333	2-2	1.000	0	3	3	2.0	2	3	3	0	0	11	8.3
HOUSTON BAPTIST	12/22/19	*	27	7-9	.778	0-2	.000	5-5	1.000	0	4	4	2.1	1	6	1	0	1	19	9.1
UC DAVIS	12/29/19	*	31	4-7	.571	0-2	.000	2-3	.667	0	2	2	2.1	3	3	5	1	3	10	9.1
at San Jose St.	01/01/20	*	23	1-5	.200	0-1	.000	3-5	.600	1	4	5	2.3	1	2	2	0	1	5	8.9
FRESNO ST.	01/07/20	*	30	3-12	.250	0-2	.000	0-2	.000	1	3	4	2.4	2	6	2	0	0	6	8.7
AIR FORCE	01/11/20	*	32	7-12	.583	0-3	.000	4-6	.667	0	2	2	2.4	0	5	2	3	2	18	9.2
at Colorado St.	01/15/20	*	28	7-11	.636	2-3	.667	1-2	.500	0	0	0	2.3	1	4	1	0	1	17	9.6
Totals		6	413	64-146	.438	9-41	.220	46-64	.719	5	38	43	2.3	39	48	42	5	20	183	9.6

Games played: 19  
 Minutes/game: 21.7  
 Points/game: 9.6  
 FG Pct: 43.8  
 3FG Pct: 22.0  
 FT Pct: 71.9

Rebounds/game: 2.3  
 Assists/game: 2.5  
 Turnovers/game: 2.2  
 Assist/turnover ratio: 1.1  
 Steals/game: 1.1  
 Blocks/game: 0.3

**SEASON HIGHS**

**Points:** 19 vs Houston Baptist (12-22-19)  
**FG:** 7 (3x) Last time at Colorado State (1-15-20)  
**FGA:** 12 (2x) Last time vs Air Force (1-11-20)  
**3FG:** 2 (3x) Last time at Colorado State (1-15-20)  
**3FGA:** 5 vs Eastern NM (11-6-19)  
**FT:** 5 (3x) Last time vs Houston Baptist (12-22-19)  
**FTA:** 7 (2x) Last time vs Montana (12-1-19)  
**Rebounds:** 6 vs Eastern NM (11-6-19)  
**Assists:** 6 (2x) Last time vs Fresno State (1-7-20)  
**Blocks:** 3 vs Air Force (1-11-20)  
**Steals:** 3 (2x) Last time vs UC Davis (12-29-19)  
**Minutes Played:** 32 vs Air Force (1-11-20)

**CAREER HIGHS AT UNM**

**Points:** 19 vs Houston Baptist (12-22-19)  
**FG:** 7 (3x) Last time at Colorado State (1-15-20)  
**FGA:** 12 (2x) Last time vs Air Force (1-11-20)  
**3FG:** 2 (3x) Last time at Colorado State (1-15-20)  
**3FGA:** 5 vs Eastern NM (11-6-19)  
**FT:** 5 (3x) Last time vs Houston Baptist (12-22-19)  
**FTA:** 7 (2x) Last time vs Montana (12-1-19)  
**Rebounds:** 6 vs Eastern NM (11-6-19)  
**Assists:** 6 (2x) Last time vs Fresno State (1-7-20)  
**Blocks:** 3 vs Air Force (1-11-20)  
**Steals:** 3 (2x) Last time vs UC Davis (12-29-19)  
**Minutes Played:** 32 vs Air Force (1-11-20)

**CAREER STATISTICS**

Season	gp-gs	min/avg	Total		3-Point		F-Throws		Rebounds				Scoring							
			fg-fga	pct	fg-fga	pct	ft-fta	pct	off	def	tot	avg	pf	fo	ast	to	blk	stl	pts	avg
2019-20	19-6	413/21.7	64-146	.438	9-41	.220	46-64	.719	5	38	43	2.3	39	0	48	42	5	20	183	9.6
TOTAL	19-6	413/21.7	64-146	.438	9-41	.220	46-64	.719	5	38	43	2.3	39	0	48	42	5	20	183	9.6



# Corey Manigault

6'9" | 225 - Senior - Forward  
Suitland, Md. (Pitt/Indian Hills CC)

**1**

**NOTEWORTHY :**

- Averaged 9.0 ppg shooting 49 percent from the floor in 2018-19.
- Made 18 appearances in his freshman season at Pitt
- Highly recruited out of Paul VI, ranked 136th in the nation by Rivals.com
- First Team All-State and Second Team All-WCAS as a senior in high school
- Uncle is playground legend Earl "The Goat" Manigault

**2019-20 GAME-BY-GAME STATISTICS**

Opponent	Date	gs	min	Total		3-Pointers		Free throws		Rebounds				pf	a	t/o	blk	stl	pts	avg
				fg-fga	pct	3fg-fga	pct	ft-fa	pct	off	def	tot	avg							
EASTERN N.M.	11/06/19		19	5-6	.833	0-0	.000	3-4	.750	0	1	1	1.0	3	1	2	3	0	13	13.0
CSUN	11/09/19		16	7-11	.636	0-0	.000	3-4	.750	0	2	2	1.5	2	0	1	0	2	17	15.0
GREEN BAY	11/13/19		19	4-5	.800	0-0	.000	1-2	.500	2	1	3	2.0	1	1	0	1	0	9	13.0
MCNEESE	11/16/19		21	6-8	.750	0-0	.000	12-16	.750	3	3	6	3.0	2	2	0	0	3	24	15.8
at UTEP	11/19/19		18	1-5	.200	0-0	.000	3-6	.500	3	5	8	4.0	3	1	2	0	1	5	13.6
at New Mexico St.	11/21/19		21	3-5	.600	0-0	.000	0-0	.000	3	3	6	4.3	3	0	1	0	0	6	12.3
vs Auburn	11/25/19		18	4-7	.571	0-1	.000	1-3	.333	1	4	5	4.4	2	0	2	0	0	9	11.9
vs Wisconsin	11/26/19		16	1-4	.250	0-0	.000	0-0	.000	3	1	4	4.4	0	1	2	0	0	2	10.6
MONTANA	12/01/19		13	2-5	.400	0-0	.000	1-3	.333	1	2	3	4.2	2	0	2	1	0	5	10.0
BOISE ST.	12/04/19		19	3-5	.600	0-0	.000	2-2	1.000	1	2	3	4.1	1	0	1	0	0	8	9.8
at Wyoming	12/07/19		26	7-9	.778	0-0	.000	4-6	.667	2	5	7	4.4	2	0	2	0	1	18	10.5
NEW MEXICO ST.	12/14/19		23	1-3	.333	0-0	.000	1-2	.500	1	2	3	4.3	1	1	1	0	1	3	9.9
GRAND CANYON	12/17/19		8	0-2	.000	0-0	.000	2-2	1.000	1	0	1	4.0	0	0	1	0	0	2	9.3
HOUSTON BAPTIST	12/22/19	*	32	9-10	.900	1-1	1.000	2-4	.500	0	4	4	4.0	3	0	1	0	2	21	10.1
UC DAVIS	12/29/19	*	38	6-12	.500	0-0	.000	8-13	.615	3	8	11	4.5	2	2	1	0	4	20	10.8
at San Jose St.	01/01/20	*	33	7-8	.875	0-0	.000	1-2	.500	1	6	7	4.6	1	2	4	2	2	15	11.1
FRESNO ST.	01/07/20	*	26	3-5	.600	0-0	.000	4-6	.667	1	1	2	4.5	4	0	0	1	1	10	11.0
AIR FORCE	01/11/20	*	29	5-6	.833	1-1	1.000	5-6	.833	0	6	6	4.6	3	2	6	3	3	16	11.3
at Colorado St.	01/15/20	*	23	3-7	.429	0-2	.000	2-3	.667	0	1	1	4.4	3	0	4	0	1	8	11.1
Totals		6	418	77-123	.626	2-5	.400	55-84	.655	26	57	83	4.4	38	13	33	11	21	211	11.1

Games played: 19  
Minutes/game: 22.0  
Points/game: 11.1  
FG Pct: 62.6  
3FG Pct: 40.0  
FT Pct: 65.5

Rebounds/game: 4.4  
Assists/game: 0.7  
Turnovers/game: 1.7  
Assist/turnover ratio: 0.4  
Steals/game: 1.1  
Blocks/game: 0.6

**SEASON HIGHS**

**Points:** 24 vs McNeese (11-16-19)  
**FG:** 9 vs Houston Baptist (12-22-19)  
**FGA:** 12 vs UC Davis (12-29-19)  
**3FG:** 1 (2x) Last time vs Air Force (1-11-20)  
**3FGA:** 2 at Colorado State (1-15-20)  
**FT:** 12 vs McNeese (11-16-19)  
**FTA:** 16 vs McNeese (11-16-19)  
**Rebounds:** 11 vs UC Davis (12-29-19)  
**Assists:** 2 (4x) Last time vs Air Force (1-11-20)  
**Blocks:** 3 (2x) Last time vs Air Force (1-11-20)  
**Steals:** 4 vs UC Davis (12-29-19)  
**Minutes Played:** 38 vs UC Davis (12-29-19)

**CAREER HIGHS AT UNM**

**Points:** 24 vs McNeese (11-16-19)  
**FG:** 9 vs Houston Baptist (12-22-19)  
**FGA:** 12 (3x) Last time vs UC Davis (12-29-19)  
**3FG:** 1 (3x) Last time vs Air Force (1-11-20)  
**3FGA:** 2 (3x) Last time at Colorado State (1-15-20)  
**FT:** 12 vs McNeese (11-16-19)  
**FTA:** 16 vs McNeese (11-16-19)  
**Rebounds:** 11 (3x) Last time vs UC Davis (12-29-19)  
**Assists:** 3 vs Iona (11-13-18)  
**Blocks:** 3 (2x) Last time vs Air Force (1-11-20)  
**Steals:** 4 vs UC Davis (12-29-19)  
**Minutes Played:** 38 vs UC Davis (12-29-19)

**CAREER STATISTICS**

Season	gp-gs	min/avg	Total		3-Point		F-Throws		Rebounds				Scoring							
			fg-fga	pct	fg-fga	pct	ft-fa	pct	off	def	tot	avg	pf	fo	ast	to	blk	stl	pts	avg
2018-19	31-10	516/16.6	96-196	.490	1-7	.143	85-113	.752	48	95	143	4.6	72	2	21	52	9	18	278	9.0
2019-20	19-6	418/22.0	77-123	.626	2-5	.400	55-84	.655	26	57	83	4.4	38	0	13	33	11	21	211	11.1
TOTAL	50-16	934/18.7	173-319	.542	3-12	.250	140-197	.711	74	152	226	4.5	110	2	34	85	20	39	489	9.8



**Vance Jackson**  
 6'9" | 230 - Redshirt-Junior - Guard/Forward  
 Pasadena, Calif. (UConn)

**2**

**NOTEWORTHY :**

- Second on the Lobo squad in scoring in 2018-19 with 13.1 points per game
- Registered double figures in scoring on 23 occasions, including 12 straight
- Shot 40 percent from the floor and 65 percent from the free throw line
- Averaged 7.0 rebounds and 2.7 assists per game in 2018-19.
- Named to the 2019 Mountain West All-Tournament Team
- Averaged 8.1 ppg as a freshman at UCONN, made 21 starts in 32 games.

**2019-20 GAME-BY-GAME STATISTICS**

Opponent	Date	gs	min	Total		3-Pointers		Free throws		Rebounds				pf	a	t/o	blk	stl	pts	avg	
				fg-fga	pct	3fg-fga	pct	ft-fa	pct	off	def	tot	avg								
EASTERN N.M.	11/06/19	*	28	2-6	.333	0-2	.000	2-3	.667	0	4	4	4.0	3	3	2	1	1	6	6.0	
CSUN	11/09/19	*	20	2-3	.667	0-1	.000	2-2	1.000	0	1	1	2.5	4	1	2	1	0	6	6.0	
GREEN BAY	11/13/19	*	21	1-8	.125	0-4	.000	2-3	.667	1	4	5	3.3	2	2	3	0	2	4	5.3	
MCNEESE	11/16/19	*	20	3-7	.429	3-5	.600	2-2	1.000	1	4	5	3.8	2	0	2	0	0	11	6.8	
at UTEP	11/19/19	*	22	1-5	.200	1-4	.250	1-2	.500	0	0	0	3.0	0	0	2	0	0	4	6.2	
at New Mexico St.	11/21/19	*	26	2-8	.250	1-4	.250	4-6	.667	1	6	7	3.7	0	0	1	0	0	9	6.7	
vs Auburn	11/25/19	*	26	4-10	.400	2-6	.333	0-0	.000	1	7	8	4.3	4	0	3	0	0	10	7.1	
vs Wisconsin	11/26/19	*	28	1-5	.200	1-5	.200	0-0	.000	0	2	2	4.0	2	2	1	0	1	3	6.6	
MONTANA	12/01/19	*	28	2-6	.333	0-4	.000	1-1	1.000	1	4	5	4.1	2	1	1	0	0	5	6.4	
BOISE ST.	12/04/19	*	24	2-5	.400	0-2	.000	2-2	1.000	1	3	4	4.1	2	1	0	0	1	6	6.4	
at Wyoming	12/07/19	*	16	2-7	.286	1-4	.250	0-0	.000	1	3	4	4.1	3	0	1	1	1	5	6.3	
NEW MEXICO ST.	12/14/19	*	23	2-7	.286	1-5	.200	0-0	.000	1	1	2	3.9	1	1	3	0	3	5	6.2	
GRAND CANYON	12/17/19	*	26	5-8	.625	2-5	.400	0-0	.000	1	0	1	3.7	1	1	1	1	0	12	6.6	
HOUSTON BAPTIST	12/22/19	*	30	5-9	.556	0-2	.000	4-8	.500	4	1	5	3.8	4	0	1	0	3	14	7.1	
UC DAVIS	12/29/19	*	25	4-9	.444	2-5	.400	2-2	1.000	2	5	7	4.0	4	1	3	0	0	12	7.5	
at San Jose St.	01/01/20	*	37	7-14	.500	3-8	.375	8-10	.800	4	9	13	4.6	1	1	4	0	1	25	8.6	
FRESNO ST.	01/07/20	*	32	9-12	.750	6-7	.857	5-7	.714	1	12	13	5.1	1	2	1	0	0	29	9.8	
AIR FORCE	01/11/20	*	25	2-8	.250	1-4	.250	0-0	.000	0	2	2	4.9	1	0	3	0	1	5	9.5	
at Colorado St.	01/15/20	*	14	2-4	.500	0-1	.000	0-0	.000	1	2	3	4.8	0	2	0	0	0	4	9.2	
Totals			19	471	58-141	.411	24-78	.308	35-48	.729	21	70	91	4.8	37	18	34	4	14	175	9.2

Games played: 19  
 Minutes/game: 24.8  
 Points/game: 9.2  
 FG Pct: 41.1  
 3FG Pct: 30.8  
 FT Pct: 72.9

Rebounds/game: 4.8  
 Assists/game: 0.9  
 Turnovers/game: 1.8  
 Assist/turnover ratio: 0.5  
 Steals/game: 0.7  
 Blocks/game: 0.2

**SEASON HIGHS**

**Points:** 29 vs Fresno State (1-7-20)  
**FG:** 9 vs Fresno State (1-7-20)  
**FGA:** 14 at San José State (1-1-20)  
**3FG:** 6 vs Fresno State (1-7-20)  
**3FGA:** 7 vs Fresno State (1-7-20)  
**FT:** 8 at San José State (1-1-20)  
**FTA:** 10 at San José State (1-1-20)  
**Rebounds:** 13 (2x) Last time vs Fresno State (1-7-20)  
**Assists:** 3 vs Eastern NM (11-6-19)  
**Blocks:** 1 (4x) Last time vs Grand Canyon (12-17-19)  
**Steals:** 3 (2x) Last time vs Houston Baptist (12-22-19)  
**Minutes Played:** 37 at San José State (1-1-20)

**CAREER HIGHS AT UNM**

**Points:** 30 vs Fresno State (2-17-19)  
**FG:** 9 (2x) Last time vs Fresno State (1-7-20)  
**FGA:** 18 Utah State (3-14-19)  
**3FG:** 6 vs Fresno State (1-7-20)  
**3FGA:** 11 at Fresno State (2-2-19)  
**FT:** 10 vs Fresno State (2-17-19)  
**FTA:** 11 vs Fresno State (2-17-19)  
**Rebounds:** 13 (2x) Last time vs Fresno State (1-7-20)  
**Assists:** 7 No. 5/6 Nevada (1-5-19)  
**Blocks:** 2 vs Utah State (1-26-19)  
**Steals:** 4 vs Wyoming (3-13-19)  
**Minutes Played:** 37 at San José State (1-1-20)

**CAREER STATISTICS**

Season	gp-gs	min/avg	Total		3-Point		F-Throws		Rebounds				Scoring							
			fg-fga	pct	fg-fga	pct	ft-fa	pct	off	def	tot	avg	pf	fo	ast	to	blk	stl	pts	avg
2018-19	32-16	889/27.8	137-338	.405	57-172	.331	89-137	.650	42	182	224	7.0	60	1	85	80	4	35	420	13.1
2019-20	19-19	471/24.8	58-141	.411	24-78	.308	35-48	.729	21	70	91	4.8	37	0	18	34	4	14	175	9.2
TOTAL	51-35	1360/26.7	195-479	.407	81-250	.324	124-185	.670	63	252	315	6.2	97	1	103	114	8	49	595	11.7



**Keith McGee**  
 6'3" | 180 - Redshirt-Junior - Point Guard  
 Rochester, N.Y. (South Plains College)

**3**

**NOTEWORTHY :**

- Averaged 9.1 ppg in 2018-19 shooting 44 percent from the floor
- Named 2018 NJCAA Tournament MVP with 20 points, 5 FG, 3-4 3FG, 7-12 FT
- Led South Plains to the 2018 NJCAA Men's National Championship
- Finished 2017-18 shooting 48.6 percent from the field, 44.7 percent from behind the arc while averaging 2.7 assists per game

**2019-20 GAME-BY-GAME STATISTICS**

Opponent	Date	gs	min	Total		3-Pointers		Free throws		Rebounds				pf	a	t/o	blk	stl	pts	avg
				fg-fga	pct	3fg-fga	pct	ft-fta	pct	off	def	tot	avg							
EASTERN N.M.	11/06/19	20	20	5-7	.714	2-4	.500	0-0	.000	1	1	2	2.0	0	1	1	0	0	12	12.0
CSUN	11/09/19	20	20	4-7	.571	1-4	.250	1-1	1.000	1	3	4	3.0	2	3	1	0	0	10	11.0
GREEN BAY	11/13/19	15	15	2-4	.500	1-3	.333	0-0	.000	2	1	3	3.0	2	0	2	0	0	5	9.0
MCNEESE	11/16/19	10	10	2-3	.667	0-1	.000	0-0	.000	0	1	1	2.5	1	0	0	0	0	4	7.8
at UTEP	11/19/19	14	14	0-2	.000	0-2	.000	0-1	.000	0	2	2	2.4	0	0	1	0	0	0	6.2
at New Mexico St.	11/21/19	16	16	1-3	.333	1-2	.500	0-0	.000	0	0	0	2.0	2	0	2	0	0	3	5.7
vs Auburn	11/25/19	22	22	6-12	.500	1-4	.250	0-2	.000	2	0	2	2.0	1	1	2	0	0	13	6.7
vs Wisconsin	11/26/19	9	9	1-1	1.000	0-0	.000	0-0	.000	0	0	0	1.8	1	0	0	0	0	2	6.1
MONTANA	12/01/19	7	7	0-3	.000	0-2	.000	0-0	.000	0	0	0	1.6	0	1	0	0	0	0	5.4
BOISE ST.	12/04/19	3	3	0-0	.000	0-0	.000	0-0	.000	0	0	0	1.4	0	0	1	1	0	0	4.9
at Wyoming	12/07/19	5	5	0-1	.000	0-1	.000	0-0	.000	1	0	1	1.4	0	0	0	0	0	0	4.5
NEW MEXICO ST.	12/14/19	14	14	3-5	.600	2-4	.500	0-0	.000	0	1	1	1.3	1	0	0	0	0	8	4.8
GRAND CANYON	12/17/19	8	8	1-2	.500	0-1	.000	0-0	.000	0	2	2	1.4	3	0	1	0	0	2	4.5
HOUSTON BAPTIST	12/22/19	11	11	1-3	.333	0-0	.000	1-2	.500	1	2	3	1.5	1	1	1	1	0	3	4.4
UC DAVIS	12/29/19	5	5	1-2	.500	0-0	.000	0-0	.000	0	0	0	1.4	2	0	2	0	0	2	4.3
at San Jose St.	01/01/20	6	6	0-0	.000	0-0	.000	0-0	.000	0	0	0	1.3	1	2	0	0	0	0	4.0
at Colorado St.	01/15/20	17	17	2-3	.667	0-0	.000	0-1	.000	0	0	0	1.2	1	0	1	0	1	4	4.0
<b>Totals</b>		<b>0</b>	<b>202</b>	<b>29-58</b>	<b>.500</b>	<b>8-28</b>	<b>.286</b>	<b>2-7</b>	<b>.286</b>	<b>8</b>	<b>13</b>	<b>21</b>	<b>1.2</b>	<b>18</b>	<b>9</b>	<b>15</b>	<b>2</b>	<b>1</b>	<b>68</b>	<b>4.0</b>

Games played: 17  
 Minutes/game: 11.9  
 Points/game: 4.0  
 FG Pct: 50.0  
 3FG Pct: 28.6  
 FT Pct: 28.6

Rebounds/game: 1.2  
 Assists/game: 0.5  
 Turnovers/game: 0.9  
 Assist/turnover ratio: 0.6  
 Steals/game: 0.1  
 Blocks/game: 0.1

**SEASON HIGHS**

**Points:** 13 vs. No. 18/19 Auburn (11-25-19)  
**FG:** 6 vs. No. 18/19 Auburn (11-25-19)  
**FGA:** 12 vs. No. 18/19 Auburn (11-25-19)  
**3FG:** 2 (2x) Last time vs NM State (12-14-19)  
**3FGA:** 4 (4x) Last time vs NM State (12-14-19)  
**FT:** 1 (2x) Last time vs Houston Baptist (12-22-19)  
**FTA:** 2 (2x) Last time vs Houston Baptist (12-22-19)  
**Rebounds:** 4 vs CSUN (11-9-19)  
**Assists:** 3 vs CSUN (11-9-19)  
**Blocks:** 1 (2x) Last time vs Houston Baptist (12-22-19)  
**Steals:** N/A  
**Minutes Played:** 22 vs. No. 18/19 Auburn (11-25-19)

**CAREER HIGHS AT UNM**

**Points:** 25 at San José State (2-26-19)  
**FG:** 10 at San José State (2-26-19)  
**FGA:** 19 at San José State (2-26-19)  
**3FG:** 5 at San José State (2-26-19)  
**3FGA:** 11 at San José State (2-26-19)  
**FT:** 5 at Fresno State (2-2-19)  
**FTA:** 6 at Fresno State (2-2-19)  
**Rebounds:** 5 vs Utah State (3-14-19)  
**Assists:** 5 (2x) Last time at San José State (2-26-19)  
**Blocks:** 1 (5x) Last time vs Houston Baptist (12-22-19)  
**Steals:** 3 (2x) Last time vs Utah State (3-14-19)  
**Minutes Played:** 32 at San José State (2-26-19)

**CAREER STATISTICS**

Season	gp-gs	min/avg	Total		3-Point		F-Throws		Rebounds				Scoring							
			fg-fga	pct	fg-fga	pct	ft-fta	pct	off	def	tot	avg	pf	fo	ast	to	blk	stl	pts	avg
2018-19	29-12	587/20.2	93-209	.445	42-103	.408	35-44	.795	9	31	40	1.4	53	1	52	51	3	23	263	9.1
2019-20	17-0	202/11.9	29-58	.500	8-28	.286	2-7	.286	8	13	21	1.2	18	0	9	15	2	1	68	4.0
<b>TOTAL</b>	<b>46-12</b>	<b>789/17.2</b>	<b>122-267</b>	<b>.457</b>	<b>50-131</b>	<b>.382</b>	<b>37-51</b>	<b>.725</b>	<b>17</b>	<b>44</b>	<b>61</b>	<b>1.3</b>	<b>71</b>	<b>1</b>	<b>61</b>	<b>66</b>	<b>5</b>	<b>24</b>	<b>331</b>	<b>7.2</b>



**Tavian Percy**  
 6'6" | 205 - Sophomore - Guard  
 Miami, Fla. (Pasadena HS (Calif.))

**4**

**NOTEWORTHY :**

- Competed in 23 games as a freshman for the Lobos.
- Averaged 15 points, six rebounds, four assists and two steals per game in his senior season at Pasadena High
- Named Second Team All-Area selection
- Helped Oldsmar Christian to 2016-17 SIAA State Championship as a junior

**2019-20 GAME-BY-GAME STATISTICS**

Opponent	Date	gs	min	Total		3-Pointers		Free throws		Rebounds				pf	a	t/o	blk	stl	pts	avg
				fg-fga	pct	3fg-fga	pct	ft-fa	pct	off	def	tot	avg							
EASTERN N.M.	11/06/19	6		0-0	.000	0-0	.000	0-0	.000	0	0	0	0.0	0	2	0	0	1	0	0.0
CSUN	11/09/19	13		0-1	.000	0-1	.000	0-0	.000	0	2	2	1.0	0	0	0	0	2	0	0.0
GREEN BAY	11/13/19	7		2-2	1.000	1-1	1.000	0-0	.000	0	2	2	1.3	0	0	0	0	0	5	1.7
MCNEESE	11/16/19	4		1-1	1.000	1-1	1.000	0-0	.000	0	0	0	1.0	0	0	0	0	0	3	2.0
at UTEP	11/19/19	dnp		-	-	-	-	-	-	-	-	-	-	-	-	-	-	-	-	-
vs Auburn	11/25/19	8		1-1	1.000	0-0	.000	0-0	.000	0	1	1	1.0	0	1	0	0	0	2	2.0
vs Wisconsin	11/26/19	7		0-0	.000	0-0	.000	0-0	.000	0	1	1	1.0	1	0	0	0	0	0	1.7
MONTANA	12/01/19	6		1-1	1.000	1-1	1.000	0-0	.000	0	2	2	1.1	0	1	0	0	0	3	1.9
BOISE ST.	12/04/19	5		0-0	.000	0-0	.000	0-0	.000	0	0	0	1.0	0	1	0	0	0	0	1.6
at Wyoming	12/07/19	15		2-3	.667	1-2	.500	0-0	.000	0	0	0	0.9	1	1	0	0	1	5	2.0
HOUSTON BAPTIST	12/22/19	15		2-3	.667	0-1	.000	0-1	.000	0	2	2	1.0	1	3	1	0	0	4	2.2
UC DAVIS	12/29/19	5		0-1	.000	0-1	.000	0-0	.000	0	0	0	0.9	0	1	0	0	0	0	2.0
at San Jose St.	01/01/20	12		0-1	.000	0-1	.000	0-0	.000	0	1	1	0.9	3	1	0	0	0	0	1.8
AIR FORCE	01/11/20	2		0-1	.000	0-1	.000	0-0	.000	0	0	0	0.8	0	0	0	0	0	0	1.7
at Colorado St.	01/15/20	18		2-4	.500	0-0	.000	2-2	1.000	0	1	1	0.9	0	0	1	0	0	6	2.0
Totals		0	123	11-19	.579	4-10	.400	2-3	.667	0	12	12	0.9	6	10	3	0	4	28	2.0

Games played: 14  
 Minutes/game: 8.8  
 Points/game: 2.0  
 FG Pct: 57.9  
 3FG Pct: 40.0  
 FT Pct: 66.7

Rebounds/game: 0.9  
 Assists/game: 0.7  
 Turnovers/game: 0.2  
 Assist/turnover ratio: 3.3  
 Steals/game: 0.3

**SEASON HIGHS**

**Points:** 6 at Colorado State (1-15-20)  
**FG:** 2 (4x) Last time at Colorado State (1-15-20)  
**FGA:** 4 at Colorado State (1-15-20)  
**3FG:** 1 (4x) Last time at Wyoming (12-7-19)  
**3FGA:** 2 at Wyoming (12-7-19)  
**FT:** 2 at Colorado State (1-15-20)  
**FTA:** 2 at Colorado State (1-15-20)  
**Rebounds:** 2 (4x) Last time vs Houston Baptist (12-22-19)  
**Assists:** 3 vs Houston Baptist (12-22-19)  
**Blocks:** N/A  
**Steals:** 2 vs CSUN (11-9-19)  
**Minutes Played:** 18 at Colorado State (1-15-20)

**CAREER HIGHS AT UNM**

**Points:** 10 vs Southwest (12-30-18)  
**FG:** 3 vs Southwest (12-30-18)  
**FGA:** 9 vs Southwest (12-30-18)  
**3FG:** 2 vs Southwest (12-30-18)  
**3FGA:** 7 vs Southwest (12-30-18)  
**FT:** 2 (3x) Last time at Colorado State (1-15-20)  
**FTA:** 4 vs San José State (2-13-19)  
**Rebounds:** 6 vs Southwest (12-30-18)  
**Assists:** 3 (2x) Last time vs Houston Baptist (12-22-19)  
**Blocks:** 1 vs UTEP (11-24-18)  
**Steals:** 3 vs Southwest (12-30-18)  
**Minutes Played:** 22 vs Southwest (12-30-18)

**CAREER STATISTICS**

Season	gp-gs	min/avg	Total		3-Point		F-Throws		Rebounds				Scoring							
			fg-fga	pct	fg-fga	pct	ft-fa	pct	off	def	tot	avg	pf	fo	ast	to	blk	stl	pts	avg
2018-19	23-6	169/7.3	10-34	.294	5-20	.250	5-9	.556	9	11	20	0.9	19	0	9	6	1	8	30	1.3
2019-20	14-0	123/8.8	11-19	.579	4-10	.400	2-3	.667	0	12	12	0.9	6	0	10	3	0	4	28	2.0
TOTAL	37-6	292/7.9	21-53	.396	9-30	.300	7-12	.583	9	23	32	0.9	25	0	19	9	1	12	58	1.6



**JaQuan Lyle**  
 6'5" | 205 - Redshirt-Senior - Guard  
 Evansville, Ind. (Ohio State)

**5**

**NOTEWORTHY :**

- Played in 35 games with 31 starts at guard at Ohio State
- Averaged 11.2 points in his freshman season, fourth leading scorer on team
- Led the Buckeyes in assists (147) for the 2015-16 season and again in 2016-17 (142).
- In 2016-17, third leading scorer with 11.4 ppg, shot 45.8% from the field and 40.7% from three as a sophomore.

**2019-20 GAME-BY-GAME STATISTICS**

Opponent	Date	gs	min	Total		3-Pointers		Free throws		Rebounds				Other				pts	avg		
				fg-fga	pct	3fg-fga	pct	ft-fa	pct	off	def	tot	avg	pf	a	t/o	blk			stl	
EASTERN N.M.	11/06/19	*	26	4-6	.667	1-3	.333	0-0	.000	0	4	4	4.0	3	11	3	0	0	9	9.0	
CSUN	11/09/19	*	29	7-10	.700	2-4	.500	2-2	1.000	0	4	4	4.0	1	5	6	0	0	18	13.5	
GREEN BAY	11/13/19	*	31	9-16	.563	5-9	.556	8-8	1.000	0	5	5	4.3	3	5	7	0	1	31	19.3	
MCNEESE	11/16/19	*	36	4-10	.400	3-5	.600	7-8	.875	1	4	5	4.5	3	4	5	0	2	18	19.0	
at UTEP	11/19/19	*	37	4-12	.333	1-6	.167	10-15	.667	1	7	8	5.2	3	4	4	0	0	19	19.0	
at New Mexico St.	11/21/19	*	38	9-14	.643	2-5	.400	4-5	.800	0	0	0	4.3	3	2	5	0	3	24	19.8	
vs Auburn	11/25/19	*	25	1-10	.100	0-3	.000	0-0	.000	1	5	6	4.6	2	2	3	0	0	2	17.3	
vs Wisconsin	11/26/19	*	37	5-14	.357	1-4	.250	3-5	.600	2	7	9	5.1	2	2	1	0	0	14	16.9	
MONTANA	12/01/19	*	36	4-11	.364	2-3	.667	6-12	.500	0	5	5	5.1	4	3	2	0	0	16	16.8	
BOISE ST.	12/04/19	*	39	10-17	.588	3-7	.429	8-10	.800	0	4	4	5.0	2	6	1	1	2	31	18.2	
at Wyoming	12/07/19	*	36	3-12	.250	2-5	.400	5-5	1.000	0	3	3	4.8	1	3	6	0	2	13	17.7	
NEW MEXICO ST.	12/14/19	*	39	5-13	.385	1-3	.333	5-6	.833	0	2	2	4.6	2	5	5	1	2	16	17.6	
GRAND CANYON	12/17/19	*	34	6-9	.667	4-5	.800	5-5	1.000	0	3	3	4.5	2	6	5	0	2	21	17.8	
HOUSTON BAPTIST	12/22/19	*	36	7-14	.500	2-8	.250	3-3	1.000	0	2	2	4.3	1	6	4	0	1	19	17.9	
UC DAVIS	12/29/19	*	39	1-6	.167	1-4	.250	0-0	.000	1	4	5	4.3	3	4	6	0	2	3	16.9	
at San Jose St.	01/01/20	*	39	10-16	.625	1-5	.200	4-5	.800	1	3	4	4.3	2	8	6	1	3	25	17.4	
FRESNO ST.	01/07/20	*	39	4-8	.500	0-3	.000	6-6	1.000	0	2	2	4.2	2	10	5	1	3	14	17.2	
AIR FORCE	01/11/20	*	28	7-11	.636	2-5	.400	4-8	.500	0	2	2	4.1	5	4	5	1	1	20	17.4	
at Colorado St.	01/15/20	*	28	4-8	.500	1-4	.250	0-0	.000	0	5	5	4.1	4	1	8	0	3	9	16.9	
Totals			19	652	104-217	.479	34-91	.374	80-103	.777	7	71	78	4.1	48	91	87	5	27	322	16.9

Games played: 19  
 Minutes/game: 34.3  
 Points/game: 16.9  
 FG Pct: 47.9

Rebounds/game: 4.1  
 Assists/game: 4.8  
 Turnovers/game: 4.6  
 Assist/turnover ratio: 1.0

**SEASON HIGHS**

**Points:** 31 (2x) Last time vs Boise State (12-4-19)  
**FG:** 10 (2x) Last time at San José State (1-1-20)  
**FGA:** 17 vs Boise State (12-4-19)  
**3FG:** 5 vs Green Bay (11-13-19)  
**3FGA:** 9 vs Green Bay (11-13-19)  
**FT:** 8 vs Green Bay (11-13-19)  
**FTA:** 8 (2x) Last time vs McNeese (11-16-19)  
**Rebounds:** 9 vs Wisconsin (11-26-19)  
**Assists:** 11 vs Eastern NM (11-6-19)  
**Blocks:** 1 (5x) Last time vs Air Force (1-11-20)  
**Steals:** 3 (4x) Last time at Colorado State (1-15-20)  
**Minutes Played:** 39 (5x) Last time vs Fresno State (1-7-20)

**CAREER HIGHS AT UNM**

**Points:** 31 (2x) Last time vs Boise State (12-4-19)  
**FG:** 10 (2x) Last time at San José State (1-1-20)  
**FGA:** 17 vs Boise State (12-4-19)  
**3FG:** 5 vs Green Bay (11-13-19)  
**3FGA:** 9 vs Green Bay (11-13-19)  
**FT:** 8 vs Green Bay (11-13-19)  
**FTA:** 8 (2x) Last time vs McNeese (11-16-19)  
**Rebounds:** 9 vs Wisconsin (11-26-19)  
**Assists:** 11 vs Eastern NM (11-6-19)  
**Blocks:** 1 (5x) Last time vs Air Force (1-11-20)  
**Steals:** 3 (4x) Last time at Colorado State (1-15-20)  
**Minutes Played:** 39 (5x) Last time vs Fresno State (1-7-20)

**CAREER STATISTICS**

Season	gp-gs	min/avg	Total		3-Point		F-Throws		Rebounds				Scoring							
			fg-fga	pct	fg-fga	pct	ft-fa	pct	off	def	tot	avg	pf	fo	ast	to	blk	stl	pts	avg
2019-20	19-19	652/34.3	104-217	.479	34-91	.374	80-103	.777	7	71	78	4.1	48	1	91	87	5	27	322	16.9
TOTAL	19-19	652/34.3	104-217	.479	34-91	.374	80-103	.777	7	71	78	4.1	48	1	91	87	5	27	322	16.9





**Makuach Maluach**  
 6'7" | 195 - Junior - Guard/Forward  
 Sydney, Australia (Newington College)

**10**

**NOTEWORTHY :**

- Scored a career-high 26 points at Air Force on 2-10-18.
- Ranks 4th all-time in Lobo freshman scoring with 327 points in 2016-17.
- Played prep ball at Newington College in Stanmore, NSW, Australia
- Graduated in 2017
- Member of Australian Junior National Team in the FIBA U18 Oceania Championships.

**2019-20 GAME-BY-GAME STATISTICS**

Opponent	Date	gs	min	Total		3-Pointers		Free throws		Rebounds				pf	a	t/o	blk	stl	pts	avg	
				fg-fga	pct	3fg-fga	pct	ft-fa	pct	off	def	tot	avg								
EASTERN N.M.	11/06/19	*	22	5-7	.714	2-4	.500	4-5	.800	0	2	2	2.0	1	0	2	1	1	16	16.0	
CSUN	11/09/19	*	27	2-3	.667	1-2	.500	0-0	.000	1	7	8	5.0	0	3	1	1	1	5	10.5	
GREEN BAY	11/13/19	*	30	6-7	.857	2-2	1.000	2-2	1.000	1	0	1	3.7	2	2	2	0	1	16	12.3	
MCNEESE	11/16/19	*	29	5-9	.556	1-4	.250	1-2	.500	0	0	0	2.8	1	0	1	0	0	12	12.3	
at UTEP	11/19/19	*	30	4-6	.667	2-3	.667	1-1	1.000	0	4	4	3.0	1	0	3	0	2	11	12.0	
at New Mexico St.	11/21/19	*	22	4-10	.400	0-4	.000	1-2	.500	1	2	3	3.0	4	0	2	0	0	9	11.5	
vs Auburn	11/25/19	*	28	5-7	.714	0-1	.000	4-4	1.000	3	3	6	3.4	1	1	3	0	1	14	11.9	
vs Wisconsin	11/26/19	*	16	1-3	.333	0-1	.000	0-0	.000	1	0	1	3.1	2	2	2	0	1	2	10.6	
MONTANA	12/01/19	*	25	4-6	.667	1-1	1.000	0-0	.000	0	2	2	3.0	2	2	3	0	0	9	10.4	
BOISE ST.	12/04/19	*	27	3-3	1.000	0-0	.000	0-0	.000	0	0	0	2.7	1	2	0	1	2	6	10.0	
at Wyoming	12/07/19	*	31	5-10	.500	0-3	.000	2-3	.667	0	3	3	2.7	1	0	1	0	0	12	10.2	
NEW MEXICO ST.	12/14/19	*	19	2-5	.400	0-2	.000	2-2	1.000	1	1	2	2.7	1	0	0	0	0	6	9.8	
GRAND CANYON	12/17/19	*	17	2-6	.333	1-3	.333	0-1	.000	2	2	4	2.8	0	1	2	0	0	5	9.5	
HOUSTON BAPTIST	12/22/19	*	31	7-7	1.000	3-3	1.000	2-5	.400	1	5	6	3.0	1	1	1	2	3	19	10.1	
UC DAVIS	12/29/19	*	30	4-10	.400	0-2	.000	6-9	.667	7	1	8	3.3	0	0	2	1	0	14	10.4	
at San Jose St.	01/01/20	*	22	1-5	.200	0-2	.000	0-2	.000	1	0	1	3.2	2	1	1	0	0	2	9.9	
FRESNO ST.	01/07/20	*	32	5-10	.500	3-6	.500	0-0	.000	3	0	3	3.2	2	1	0	0	1	13	10.1	
AIR FORCE	01/11/20	*	33	1-3	.333	0-0	.000	2-2	1.000	2	6	8	3.4	3	3	0	0	0	4	9.7	
at Colorado St.	01/15/20	*	21	3-11	.273	0-3	.000	1-1	1.000	1	0	1	3.3	1	0	1	0	1	7	9.6	
Totals			19	492	69-128	.539	16-46	.348	28-41	.683	25	38	63	3.3	26	19	27	6	14	182	9.6

Games played: 19  
 Minutes/game: 25.9  
 Points/game: 9.6  
 FG Pct: 53.9  
 3FG Pct: 34.8  
 FT Pct: 68.3

Rebounds/game: 3.3  
 Assists/game: 1.0  
 Turnovers/game: 1.4  
 Assist/turnover ratio: 0.7  
 Steals/game: 0.7  
 Blocks/game: 0.3

**SEASON HIGHS**

**Points:** 19 vs Houston Baptist (12-22-19)  
**FG:** 7 vs Houston Baptist (12-22-19)  
**FGA:** 11 at Colorado State (1-15-20)  
**3FG:** 3 vs Houston Baptist (12-22-19)  
**3FGA:** 4 (3x) Last time at NM State (11-21-19)  
**FT:** 6 vs UC Davis (12-29-19)  
**FTA:** 9 vs UC Davis (12-29-19)  
**Rebounds:** 8 (3x) Last time vs Air Force (1-11-20)  
**Assists:** 3 (2x) Last time vs Air Force (1-11-20)  
**Blocks:** 2 vs Houston Baptist (12-22-19)  
**Steals:** 3 vs Houston Baptist (12-22-19)  
**Minutes Played:** 33 vs Air Force (1-11-20)

**CAREER HIGHS AT UNM**

**Points:** 26 at Air Force (2-10-18)  
**FG:** 10 at Air Force (2-10-18)  
**FGA:** 15 at Fresno State (1-13-18)  
**3FG:** 6 at Air Force (2-10-18)  
**3FGA:** 7 (4x) Last time vs Wyoming (3-13-19)  
**FT:** 12 at Wyoming (2-20-18)  
**FTA:** 15 at Wyoming (2-20-18)  
**Rebounds:** 10 vs Colorado State (3-2-19)  
**Assists:** 5 (2x) Last time at Utah State (2-20-19)  
**Blocks:** 3 (2x) Last time vs San Diego State (2-5-19)  
**Steals:** 3 (2x) Last time vs Houston Baptist (12-22-19)  
**Minutes Played:** 38 at Air Force (2-10-18)

**CAREER STATISTICS**

Season	gp-gs	min/avg	Total		3-Point		F-Throws		Rebounds				Scoring							
			fg-fga	pct	fg-fga	pct	ft-fa	pct	off	def	tot	avg	pf	fo	ast	to	blk	stl	pts	avg
2017-18	34-15	669/19.7	117-211	.555	29-63	.460	64-79	.810	37	48	85	2.5	82	3	33	43	8	19	327	9.6
2018-19	32-28	846/26.4	105-274	.383	44-134	.328	62-89	.697	33	94	127	4.0	71	2	60	60	16	21	316	9.9
2019-20	19-19	492/25.9	69-128	.539	16-46	.348	28-41	.683	25	38	63	3.3	26	0	19	27	6	14	182	9.6
TOTAL	85-62	2007/23.6	291-613	.475	89-243	.366	154-209	.737	95	180	275	3.2	179	5	112	130	30	54	825	9.7



# JJ Caldwell

**11**

6'1" | 185 - Redshirt-Junior - Guard  
Houston, Texas (Texas A&M)

**NOTEWORTHY :**

- Saw action in 16 games in his first season on the court at Texas A&M
- Averaged 16 minutes per game and posted five starts
- Compiled 41 assists, 12 steals and two blocks on the season
- Enjoyed his best game against No. 1/2 Florida, scoring nine points and dishing a career-best seven assists against the Gators.
- No. 30 overall recruit, member of ESPN Top 100, 4-star ESPN prospect

**2019-20 GAME-BY-GAME STATISTICS**

Opponent	Date	gs	min	Total		3-Pointers		Free throws		Rebounds				pf	a	t/o	blk	stl	pts	avg	
				fg-fga	pct	3fg-fga	pct	ft-fa	pct	off	def	tot	avg								
EASTERN N.M.	11/06/19	*	25	3-5	.600	0-0	.000	0-0	.000	1	5	6	6.0	2	4	4	0	2	6	6.0	
CSUN	11/09/19	*	24	3-3	1.000	0-0	.000	3-3	1.000	0	2	2	4.0	2	3	0	0	1	9	7.5	
GREEN BAY	11/13/19	*	32	0-5	.000	0-1	.000	3-5	.600	0	4	4	4.0	0	6	1	0	4	3	6.0	
MCNEESE	11/16/19	*	32	0-1	.000	0-0	.000	0-0	.000	1	0	1	3.3	2	10	2	0	4	0	4.5	
at UTEP	11/19/19	*	30	2-3	.667	0-0	.000	1-1	1.000	1	2	3	3.2	3	2	4	1	3	5	4.6	
at New Mexico St.	11/21/19	*	37	3-4	.750	0-0	.000	3-5	.600	0	3	3	3.2	0	7	1	0	0	9	5.3	
vs Auburn	11/25/19	*	32	1-2	.500	0-1	.000	0-0	.000	1	3	4	3.3	1	6	3	0	4	2	4.9	
vs Wisconsin	11/26/19	*	33	4-5	.800	1-1	1.000	3-4	.750	0	5	5	3.5	2	3	4	0	0	12	5.8	
MONTANA	12/01/19	*	33	1-3	.333	1-1	1.000	0-1	.000	0	6	6	3.8	1	5	1	1	3	3	5.4	
BOISE ST.	12/04/19	*	35	4-10	.400	0-3	.000	0-0	.000	2	1	3	3.7	1	7	1	0	1	8	5.7	
at Wyoming	12/07/19	*	35	3-5	.600	0-0	.000	2-2	1.000	3	7	10	4.3	0	9	2	0	3	8	5.9	
NEW MEXICO ST.	12/14/19	*	29	1-6	.167	0-1	.000	5-6	.833	1	2	3	4.2	3	3	4	0	2	7	6.0	
GRAND CANYON	12/17/19	*	31	1-3	.333	0-1	.000	2-2	1.000	1	0	1	3.9	1	9	0	0	2	4	5.8	
Totals			13	408	26-55	.473	2-9	.222	22-29	.759	11	40	51	3.9	18	74	27	2	29	76	5.8

Games played: 13  
Minutes/game: 31.4  
Points/game: 5.8  
FG Pct: 47.3  
3FG Pct: 22.2  
FT Pct: 75.9

Rebounds/game: 3.9  
Assists/game: 5.7  
Turnovers/game: 2.1  
Assist/turnover ratio: 2.7  
Steals/game: 2.2  
Blocks/game: 0.2

**SEASON HIGHS**

**Points:** 12 vs Wisconsin (11-26-19)  
**FG:** 4 (2x) Last time vs Boise State (12-4-19)  
**FGA:** 10 vs Boise State (12-4-19)  
**3FG:** 1 (2x) Last time vs Montana (12-1-19)  
**3FGA:** 3 vs Boise State (12-4-19)  
**FT:** 5 vs NM State (12-14-19)  
**FTA:** 6 vs NM State (12-14-19)  
**Rebounds:** 10 at Wyoming (12-7-19)  
**Assists:** 10 vs McNeese (11-16-19)  
**Blocks:** 1 (2x) Last time vs Montana (12-1-19)  
**Steals:** 4 (3x) Last time vs. No. 18/19 Auburn (11-25-19)  
**Minutes Played:** 37 at NM State (11-21-19)

**CAREER HIGHS AT UNM**

**Points:** 12 vs Wisconsin (11-26-19)  
**FG:** 4 (2x) Last time vs Boise State (12-4-19)  
**FGA:** 10 vs Boise State (12-4-19)  
**3FG:** 1 (2x) Last time vs Montana (12-1-19)  
**3FGA:** 3 vs Boise State (12-4-19)  
**FT:** 5 vs NM State (12-14-19)  
**FTA:** 6 vs NM State (12-14-19)  
**Rebounds:** 10 at Wyoming (12-7-19)  
**Assists:** 10 vs McNeese (11-16-19)  
**Blocks:** 1 (2x) Last time vs Montana (12-1-19)  
**Steals:** 4 (3x) Last time vs. No. 18/19 Auburn (11-25-19)  
**Minutes Played:** 37 at NM State (11-21-19)

**CAREER STATISTICS**

Season	gp-gs	min/avg	Total		3-Point		F-Throws		Rebounds				Scoring							
			fg-fga	pct	fg-fga	pct	ft-fa	pct	off	def	tot	avg	pf	fo	ast	to	blk	stl	pts	avg
2019-20	13-13	408/31.4	26-55	.473	2-9	.222	22-29	.759	11	40	51	3.9	18	0	74	27	2	29	76	5.8
TOTAL	13-13	408/31.4	26-55	.473	2-9	.222	22-29	.759	11	40	51	3.9	18	0	74	27	2	29	76	5.8



**Daniel Headdings**  
 6'2" | 185 - Freshman - Guard  
 Wasilla, Alaska (Wasilla HS)

**12**

**NOTEWORTHY :**

- Averaged 20.4 points, 3.0 assists and 3.0 rebounds per game as a senior in HS
- Helped lead his squad to a pair of regional championships and a state championship
- Has 11 siblings
- Hails from the same hometown as recent graduate and four-year Lobo Dane Kuiper.

**2019-20 GAME-BY-GAME STATISTICS**

Expecting to red shirt in the 2019-20 season.

**HIGH SCHOOL/AAU:** Averaged 20.4 points, 3.0 assists and 3.0 rebounds per game in his senior year at Wasilla High School ... helped lead his squad to the 2017 Region Championship and the 2018 Region Championship ... helped his team earn the 2018 State Championship ... also played for Team 907 and Alaska Blugolds.

**PERSONAL:** Born Sept. 27 ... parents are Brian and Nancy Headdings ... has 11 siblings, Amanda (32), Adam (30), Joel (29), Micah (24), Ethan (21) Makayla (16), Shayna (15), Tessa (15), Caleb (12), Levi (9) and Gracie (7) ... majoring in business administration ... hobbies include basketball and painting ... favorite athlete is Russell Westbrook ... favorite food is cereal ... favorite movie is "Remember the Titans."

**SEASON HIGHS**

**CAREER HIGHS AT UNM**

**CAREER STATISTICS**



**Vante Hendrix** **14**  
 6'5" | 195 - Redshirt-Sophomore - Guard  
 Woodland Hills, Calif. (Utah)

**NOTEWORTHY :**

- Averaged 17.8 minutes and 45 percent shooting from the floor in his only year with the Utes
- Averaged 7.8 points, 3.0 rebounds and 1.5 assists per game while at Utah
- Averaged 22.3 points, 8.7 rebounds and 2.7 steals per game as a HS senior
- Started his high school career in Alaska, born in Anchorage

**2019-20 GAME-BY-GAME STATISTICS**

Opponent	Date	gs	min	Total		3-Pointers		Free throws		Rebounds				pf	a	t/o	blk	stl	pts	avg
				fg-fga	pct	3fg-fga	pct	ft-fta	pct	off	def	tot	avg							
at UTEP	11/19/19		dnp	-	-	-	-	-	-	-	-	-	-	-	-	-	-	-	-	-
at Wyoming	12/07/19		dnp	-	-	-	-	-	-	-	-	-	-	-	-	-	-	-	-	-
GRAND CANYON	12/17/19	18		4-8	.500	4-6	.667	0-0	.000	0	3	3	3.0	3	1	0	0	1	12	12.0
HOUSTON BAPTIST	12/22/19	11		3-8	.375	0-2	.000	0-0	.000	3	2	5	4.0	2	0	0	0	0	6	9.0
UC DAVIS	12/29/19	27		4-8	.500	0-2	.000	5-8	.625	5	2	7	5.0	3	2	1	0	2	13	10.3
at San Jose St.	01/01/20	28		4-12	.333	2-7	.286	3-3	1.000	1	4	5	5.0	3	2	1	0	0	13	11.0
FRESNO ST.	01/07/20	15		2-4	.500	0-2	.000	0-0	.000	0	1	1	4.2	2	0	0	0	0	4	9.6
AIR FORCE	01/11/20	26		3-4	.750	2-3	.667	2-2	1.000	0	4	4	4.2	1	0	1	0	0	10	9.7
at Colorado St.	01/15/20	27		2-4	.500	1-3	.333	0-0	.000	2	3	5	4.3	1	2	5	1	3	5	9.0
<b>Totals</b>		<b>0</b>	<b>152</b>	<b>22-48</b>	<b>.458</b>	<b>9-25</b>	<b>.360</b>	<b>10-13</b>	<b>.769</b>	<b>11</b>	<b>19</b>	<b>30</b>	<b>4.3</b>	<b>15</b>	<b>7</b>	<b>8</b>	<b>1</b>	<b>6</b>	<b>63</b>	<b>9.0</b>

Games played: 7  
 Minutes/game: 21.7  
 Points/game: 9.0  
 FG Pct: 45.8  
 3FG Pct: 36.0  
 FT Pct: 76.9

Rebounds/game: 4.3  
 Assists/game: 1.0  
 Turnovers/game: 1.1  
 Assist/turnover ratio: 0.9  
 Steals/game: 0.9  
 Blocks/game: 0.1

**SEASON HIGHS**

**Points:** 13 (2x) Last time at San José State (1-1-20)  
**FG:** 4 (3x) Last time at San José State (1-1-20)  
**FGA:** 12 at San José State (1-1-20)  
**3FG:** 4 vs Grand Canyon (12-17-19)  
**3FGA:** 7 at San José State (1-1-20)  
**FT:** 5 vs UC Davis (12-29-19)  
**FTA:** 8 vs UC Davis (12-29-19)  
**Rebounds:** 7 vs UC Davis (12-29-19)  
**Assists:** 2 (3x) Last time at Colorado State (1-15-20)  
**Blocks:** 1 at Colorado State (1-15-20)  
**Steals:** 3 at Colorado State (1-15-20)  
**Minutes Played:** 28 at San José State (1-1-20)

**CAREER HIGHS AT UNM**

**Points:** 13 (2x) Last time at San José State (1-1-20)  
**FG:** 4 (3x) Last time at San José State (1-1-20)  
**FGA:** 12 at San José State (1-1-20)  
**3FG:** 4 vs Grand Canyon (12-17-19)  
**3FGA:** 7 at San José State (1-1-20)  
**FT:** 5 vs UC Davis (12-29-19)  
**FTA:** 8 vs UC Davis (12-29-19)  
**Rebounds:** 7 vs UC Davis (12-29-19)  
**Assists:** 2 (3x) Last time at Colorado State (1-15-20)  
**Blocks:** 1 at Colorado State (1-15-20)  
**Steals:** 3 at Colorado State (1-15-20)  
**Minutes Played:** 28 at San José State (1-1-20)

**CAREER STATISTICS**

Season	gp-gs	min/avg	Total		3-Point		F-Throws		Rebounds				Scoring							
			fg-fga	pct	fg-fga	pct	ft-fta	pct	off	def	tot	avg	pf	fo	ast	to	blk	stl	pts	avg
2019-20	7-0	152/21.7	22-48	.458	9-25	.360	10-13	.769	11	19	30	4.3	15	0	7	8	1	6	63	9.0
<b>TOTAL</b>	<b>7-0</b>	<b>152/21.7</b>	<b>22-48</b>	<b>.458</b>	<b>9-25</b>	<b>.360</b>	<b>10-13</b>	<b>.769</b>	<b>11</b>	<b>19</b>	<b>30</b>	<b>4.3</b>	<b>15</b>	<b>0</b>	<b>7</b>	<b>8</b>	<b>1</b>	<b>6</b>	<b>63</b>	<b>9.0</b>



**Carlton Bragg**  
 6'10" | 220 - Redshirt-Senior - Forward  
 Cleveland, Ohio (Kansas/Arizona State)

**15**

**NOTEWORTHY :**

- Removed from the team Jan. 12, 2020.
- Averaged 10.5 points in 2018-19 and registered 13 games in double figures
- Competed for two seasons at Kansas before transferring to Arizona State
- Saw action in a total of 69 games while at Kansas
- Averaged 13.8 minutes, 5.2 points and 4.1 rebounds per game as a sophomore
- Scored a season-high 12 points as a freshman in the Big 12 Quarterfinals in 2016
- 2015 McDonald's High School All-American

**2019-20 GAME-BY-GAME STATISTICS**

Opponent	Date	gs	min	Total		3-Pointers		Free throws		Rebounds				pf	a	t/o	blk	stl	pts	avg	
				fg-fga	pct	3fg-fga	pct	ft-fta	pct	off	def	tot	avg								
EASTERN N.M.	11/06/19	*	18	4-6	.667	0-0	.000	5-7	.714	0	6	6	6.0	3	0	0	2	0	13	13.0	
CSUN	11/09/19	*	23	6-9	.667	0-0	.000	5-7	.714	1	3	4	5.0	1	1	0	1	0	17	15.0	
GREEN BAY	11/13/19	*	29	4-10	.400	0-1	.000	3-4	.750	3	13	16	8.7	2	0	2	1	0	11	13.7	
MCNEESE	11/16/19	*	26	3-11	.273	0-1	.000	0-0	.000	7	11	18	11.0	2	2	4	2	5	6	11.8	
at UTEP	11/19/19	*	27	3-8	.375	0-0	.000	4-5	.800	4	5	9	10.6	2	0	0	1	0	10	11.4	
at New Mexico St.	11/21/19	*	30	5-6	.833	0-0	.000	4-4	1.000	3	3	6	9.8	4	1	3	1	4	14	11.8	
vs Auburn	11/25/19	*	20	2-8	.250	0-0	.000	0-0	.000	4	3	7	9.4	5	2	2	1	1	4	10.7	
vs Wisconsin	11/26/19	*	31	5-8	.625	0-0	.000	2-2	1.000	1	5	6	9.0	4	0	1	1	0	12	10.9	
MONTANA	12/01/19	*	30	5-8	.625	1-1	1.000	9-11	.818	5	9	14	9.6	2	1	0	2	0	20	11.9	
BOISE ST.	12/04/19	*	27	6-11	.545	0-0	.000	5-7	.714	4	5	9	9.5	4	0	1	2	0	17	12.4	
at Wyoming	12/07/19	*	26	6-9	.667	0-0	.000	3-4	.750	4	11	15	10.0	3	1	4	3	1	15	12.6	
NEW MEXICO ST.	12/14/19	*	34	4-5	.800	0-0	.000	9-10	.900	5	12	17	10.6	0	1	1	1	4	17	13.0	
GRAND CANYON	12/17/19	*	34	7-10	.700	2-2	1.000	4-4	1.000	5	9	14	10.8	3	1	3	0	0	20	13.5	
FRESNO ST.	01/07/20		22	1-7	.143	0-2	.000	0-0	.000	1	6	7	10.6	3	0	0	2	0	2	12.7	
AIR FORCE	01/11/20		25	5-7	.714	0-0	.000	1-1	1.000	1	6	7	10.3	3	0	3	3	2	11	12.6	
<b>Totals</b>			<b>13</b>	<b>402</b>	<b>66-123</b>	<b>.537</b>	<b>3-7</b>	<b>.429</b>	<b>54-66</b>	<b>.818</b>	<b>48</b>	<b>107</b>	<b>155</b>	<b>10.3</b>	<b>41</b>	<b>10</b>	<b>24</b>	<b>23</b>	<b>17</b>	<b>189</b>	<b>12.6</b>

Games played: 15  
 Minutes/game: 26.8  
 Points/game: 12.6  
 FG Pct: 53.7  
 3FG Pct: 42.9  
 FT Pct: 81.8

Rebounds/game: 10.3  
 Assists/game: 0.7  
 Turnovers/game: 1.6  
 Assist/turnover ratio: 0.4  
 Steals/game: 1.1  
 Blocks/game: 1.5

**SEASON HIGHS**

**Points:** 20 (2x) Last time vs Grand Canyon (12-17-19)  
**FG:** 7 vs Grand Canyon (12-17-19)  
**FGA:** 11 (2x) Last time vs Boise State (12-4-19)  
**3FG:** 2 vs Grand Canyon (12-17-19)  
**3FGA:** 2 (2x) Last time vs Fresno State (1-7-20)  
**FT:** 9 (2x) Last time vs NM State (12-14-19)  
**FTA:** 11 vs Montana (12-1-19)  
**Rebounds:** 18 vs McNeese (11-16-19)  
**Assists:** 2 (2x) Last time vs. No. 18/19 Auburn (11-25-19)  
**Blocks:** 3 (2x) Last time vs Air Force (1-11-20)  
**Steals:** 5 vs McNeese (11-16-19)  
**Minutes Played:** 34 (2x) Last time vs Grand Canyon (12-17-19)

**CAREER HIGHS AT UNM**

**Points:** 22 at Wyoming (3-9-19)  
**FG:** 9 at Wyoming (3-9-19)  
**FGA:** 16 at Wyoming (3-9-19)  
**3FG:** 2 vs Grand Canyon (12-17-19)  
**3FGA:** 2 (2x) Last time vs Fresno State (1-7-20)  
**FT:** 9 (2x) Last time vs NM State (12-14-19)  
**FTA:** 11 vs Montana (12-1-19)  
**Rebounds:** 20 at Wyoming (3-9-19)  
**Assists:** 2 (6x) Last time vs. No. 18/19 Auburn (11-25-19)  
**Blocks:** 3 (4x) Last time vs Air Force (1-11-20)  
**Steals:** 5 vs McNeese (11-16-19)  
**Minutes Played:** 34 (2x) Last time vs Grand Canyon (12-17-19)

**CAREER STATISTICS**

Season	gp-gs	min/avg	Total		3-Point		F-Throws		Rebounds				Scoring							
			fg-fga	pct	fg-fga	pct	ft-fta	pct	off	def	tot	avg	pf	fo	ast	to	blk	stl	pts	avg
2018-19	24-21	574/23.9	92-185	.497	0-6	.000	69-107	.645	59	153	212	8.8	72	3	15	37	29	22	253	10.5
2019-20	15-13	402/26.8	66-123	.537	3-7	.429	54-66	.818	48	107	155	10.3	41	1	10	24	23	17	189	12.6
<b>TOTAL</b>	<b>39-34</b>	<b>976/25.0</b>	<b>158-308</b>	<b>.513</b>	<b>3-13</b>	<b>.231</b>	<b>123-173</b>	<b>.711</b>	<b>107</b>	<b>260</b>	<b>367</b>	<b>9.4</b>	<b>113</b>	<b>4</b>	<b>25</b>	<b>61</b>	<b>52</b>	<b>39</b>	<b>442</b>	<b>11.3</b>



**Clay Patterson** **20**  
 6'1" | 175 - Redshirt-Sophomore - Guard  
 Rio Rancho, N.M. (Rio Rancho HS/Fort Lewis)

**NOTEWORTHY :**

- 2016 New Mexico Gatorade Player of the Year while at Rio Rancho
- Mr. Basketball 2016
- Helped Rio Rancho to New Mexico State Championship in 2016
- New Mexico State Tournament MVP in 2016
- USA Today New Mexico First Team
- Three-time All-District Academic Team honoree

**2019-20 GAME-BY-GAME STATISTICS**

Opponent	Date	gs	min	Total		3-Pointers		Free throws		Rebounds				pf	a	t/o	blk	stl	pts	avg
				fg-fga	pct	3fg-fga	pct	ft-fa	pct	off	def	tot	avg							
EASTERN N.M.	11/06/19		3	0-1	.000	0-1	.000	0-0	.000	0	0	0	0.0	0	0	0	0	0	0	0.0
CSUN	11/09/19		1	0-0	.000	0-0	.000	0-0	.000	0	0	0	0.0	0	0	0	0	0	0	0.0
at UTEP	11/19/19		dnp	-	-	-	-	-	-	-	-	-	-	-	-	-	-	-	-	-
at Wyoming	12/07/19		dnp	-	-	-	-	-	-	-	-	-	-	-	-	-	-	-	-	-
GRAND CANYON	12/17/19		1	0-0	.000	0-0	.000	0-0	.000	0	0	0	0.0	0	0	0	0	0	0	0.0
HOUSTON BAPTIST	12/22/19		2	0-0	.000	0-0	.000	2-2	1.000	0	1	1	0.3	0	0	0	0	0	2	0.5
FRESNO ST.	01/07/20		1	0-0	.000	0-0	.000	0-0	.000	0	0	0	0.2	0	0	0	0	0	0	0.4
at Colorado St.	01/15/20		2	0-0	.000	0-0	.000	0-0	.000	0	1	1	0.3	0	0	0	0	0	0	0.3
<b>Totals</b>			0	10	0-1	.000	0-1	.000	2-2	1.000	0	2	2	0.3	0	0	0	0	2	0.3

Games played: 6  
 Minutes/game: 1.7  
 Points/game: 0.3  
 FG Pct: 0.0  
 3FG Pct: 0.0  
 FT Pct: 100.0

Rebounds/game: 0.3

**SEASON HIGHS**

**Points:** 2 vs Houston Baptist (12-22-19)  
**FG:** 0  
**FGA:** 1 vs Eastern NM (11-6-19)  
**3FG:** 0  
**3FGA:** 1 vs Eastern NM (11-6-19)  
**FT:** N/A  
**FTA:** N/A  
**Rebounds:** 1 (2x) Last time at Colorado State (1-15-20)  
**Assists:** N/A  
**Blocks:** N/A  
**Steals:** N/A  
**Minutes Played:** 3 vs Eastern NM (11-6-19)

**CAREER HIGHS AT UNM**

**Points:** 2 (2x) Last time vs Houston Baptist (12-22-19)  
**FG:** 0  
**FGA:** 3 vs Southwest (12-30-18)  
**3FG:** 0  
**3FGA:** 2 vs Southwest (12-30-18)  
**FT:** 2 vs Wyoming (1-19-19)  
**FTA:** 2 vs Wyoming (1-19-19)  
**Rebounds:** 2 vs San José State (2-13-19)  
**Assists:** 1 vs Southwest (12-30-18)  
**Blocks:** N/A  
**Steals:** N/A  
**Minutes Played:** 8 vs Southwest (12-30-18)

**CAREER STATISTICS**

Season	gp-gs	min/avg	Total		3-Point		F-Throws		Rebounds				Scoring							
			fg-fga	pct	fg-fga	pct	ft-fa	pct	off	def	tot	avg	pf	fo	ast	to	blk	stl	pts	avg
2018-19	3-0	13/4.3	0-4	.000	0-3	.000	2-2	1.000	1	2	3	1.0	0	0	1	0	0	0	2	0.7
2019-20	6-0	10/1.7	0-1	.000	0-1	.000	2-2	1.000	0	2	2	0.3	0	0	0	0	0	0	2	0.3
<b>TOTAL</b>	9-0	23/2.6	0-5	.000	0-4	.000	4-4	1.000	1	4	5	0.6	0	0	1	0	0	0	4	0.4



**Emmanuel Kuac**  
 6'7" | 200 - Freshman - Guard  
 Calgary, Alberta, Canada (Kearns HS (Utah))

**23**

**NOTEWORTHY :**

- Signed his NLI as the 147th-ranked prospect in the nation as a wing
- Ranked a top-five player in Canada
- Captain of his high school squad as a senior
- Competed with Exum Elite and Gold Gauntlet 17U league
- Cherry & Silver Event Dunk Competition winner

**2019-20 GAME-BY-GAME STATISTICS**

Opponent	Date	gs	min	Total		3-Pointers		Free throws		Rebounds				pf	a	t/o	blk	stl	pts	avg
				fg-fga	pct	3fg-fga	pct	ft-fa	pct	off	def	tot	avg							
EASTERN N.M.	11/06/19		4	0-1	.000	0-1	.000	0-0	.000	0	1	1	1.0	1	0	1	0	0	0	0.0
CSUN	11/09/19		2	0-1	.000	0-0	.000	0-2	.000	3	0	3	2.0	0	1	0	0	0	0	0.0
at UTEP	11/19/19		dnp	-	-	-	-	-	-	-	-	-	-	-	-	-	-	-	-	-
vs Auburn	11/25/19		3	0-0	.000	0-0	.000	0-0	.000	1	0	1	1.7	0	0	0	0	0	0	0.0
at Wyoming	12/07/19		dnp	-	-	-	-	-	-	-	-	-	-	-	-	-	-	-	-	-
GRAND CANYON	12/17/19		1	0-0	.000	0-0	.000	0-0	.000	0	0	0	1.3	0	0	0	0	0	0	0.0
HOUSTON BAPTIST	12/22/19		2	0-0	.000	0-0	.000	0-0	.000	0	0	0	1.0	0	0	0	0	0	0	0.0
FRESNO ST.	01/07/20		1	0-0	.000	0-0	.000	0-0	.000	0	0	0	0.8	0	0	0	0	0	0	0.0
at Colorado St.	01/15/20		12	3-4	.750	2-2	1.000	0-0	.000	0	3	3	1.1	4	0	0	0	1	8	1.1
Totals		0	25	3-6	.500	2-3	.667	0-2	.000	4	4	8	1.1	5	1	1	0	1	8	1.1

Games played: 7  
 Minutes/game: 3.6  
 Points/game: 1.1  
 FG Pct: 50.0  
 3FG Pct: 66.7  
 FT Pct: 0.0

Rebounds/game: 1.1  
 Assists/game: 0.1  
 Turnovers/game: 0.1  
 Assist/turnover ratio: 1.0  
 Steals/game: 0.1

**SEASON HIGHS**

**Points:** 8 at Colorado State (1-15-20)  
**FG:** 3 at Colorado State (1-15-20)  
**FGA:** 4 at Colorado State (1-15-20)  
**3FG:** 2 at Colorado State (1-15-20)  
**3FGA:** 2 at Colorado State (1-15-20)  
**FT:** 0  
**FTA:** 2 vs CSUN (11-9-19)  
**Rebounds:** 3 (2x) Last time at Colorado State (1-15-20)  
**Assists:** 1 vs CSUN (11-9-19)  
**Blocks:** N/A  
**Steals:** 1 at Colorado State (1-15-20)  
**Minutes Played:** 12 at Colorado State (1-15-20)

**CAREER HIGHS AT UNM**

**Points:** 8 at Colorado State (1-15-20)  
**FG:** 3 at Colorado State (1-15-20)  
**FGA:** 4 at Colorado State (1-15-20)  
**3FG:** 2 at Colorado State (1-15-20)  
**3FGA:** 2 at Colorado State (1-15-20)  
**FT:** 0  
**FTA:** 2 vs CSUN (11-9-19)  
**Rebounds:** 3 (2x) Last time at Colorado State (1-15-20)  
**Assists:** 1 vs CSUN (11-9-19)  
**Blocks:** N/A  
**Steals:** 1 at Colorado State (1-15-20)  
**Minutes Played:** 12 at Colorado State (1-15-20)

**CAREER STATISTICS**

Season	gp-gs	min/avg	Total		3-Point		F-Throws		Rebounds				Scoring							
			fg-fga	pct	fg-fga	pct	ft-fa	pct	off	def	tot	avg	pf	fo	ast	to	blk	stl	pts	avg
2019-20	7-0	25/3.6	3-6	.500	2-3	.667	0-2	.000	4	4	8	1.1	5	0	1	1	0	1	8	1.1
TOTAL	7-0	25/3.6	3-6	.500	2-3	.667	0-2	.000	4	4	8	1.1	5	0	1	1	0	1	8	1.1



**Kurt Wegscheider**  
 6'4" | 185 - Freshman - Guard  
 Central African Republic (NBA Academy Africa)

**30**

**NOTEWORTHY :**

- Enrolled in the NBA Academy Africa since 2017
- Named MVP of the BWB Africa All Star Games
- Participated in the NBA Global Camp in Treviso, Italy
- Participated in three stages of the European Youth Basketball League in Hungary; helped his team to win the tournament and remain unbeaten
- Participant in NCAA's Next Generation Sunday event at the 2019 Final Four

**2019-20 GAME-BY-GAME STATISTICS**

Opponent	Date	gs	min	Total		3-Pointers		Free throws		Rebounds				pf	a	t/o	blk	stl	pts	avg
				fg-fga	pct	3fg-fga	pct	ft-fa	pct	off	def	tot	avg							
EASTERN N.M.	11/06/19		3	2-2	1.000	0-0	.000	0-1	.000	0	0	0	0.0	0	0	0	0	0	4	4.0
CSUN	11/09/19		2	1-1	1.000	0-0	.000	0-0	.000	0	0	0	0.0	1	0	0	0	0	2	3.0
at UTEP	11/19/19		dnp	-	-	-	-	-	-	-	-	-	-	-	-	-	-	-	-	-
vs Auburn	11/25/19		4	1-2	.500	1-2	.500	0-0	.000	0	0	0	0.0	0	1	0	0	0	3	3.0
at Wyoming	12/07/19		dnp	-	-	-	-	-	-	-	-	-	-	-	-	-	-	-	-	-
GRAND CANYON	12/17/19		2	0-0	.000	0-0	.000	0-0	.000	0	1	1	0.3	0	1	0	0	0	0	2.3
HOUSTON BAPTIST	12/22/19		1	0-0	.000	0-0	.000	0-0	.000	0	0	0	0.2	0	0	0	0	0	0	1.8
FRESNO ST.	01/07/20		1	0-0	.000	0-0	.000	0-0	.000	0	0	0	0.2	0	0	0	0	0	0	1.5
at Colorado St.	01/15/20		6	2-3	.667	0-0	.000	0-2	.000	1	0	1	0.3	0	1	0	0	2	4	1.9
Totals		0	19	6-8	.750	1-2	.500	0-3	.000	1	1	2	0.3	1	3	0	0	2	13	1.9

Games played: 7  
 Minutes/game: 2.7  
 Points/game: 1.9  
 FG Pct: 75.0  
 3FG Pct: 50.0  
 FT Pct: 0.0

Rebounds/game: 0.3  
 Assists/game: 0.4  
 Assist/turnover ratio: 99.9  
 Steals/game: 0.3

**SEASON HIGHS**

**Points:** 4 (2x) Last time at Colorado State (1-15-20)  
**FG:** 2 (2x) Last time at Colorado State (1-15-20)  
**FGA:** 3 at Colorado State (1-15-20)  
**3FG:** 1 vs. No. 18/19 Auburn (11-25-19)  
**3FGA:** 2 vs. No. 18/19 Auburn (11-25-19)  
**FT:** 0 vs Eastern NM (11-6-19)  
**FTA:** 2 at Colorado State (1-15-20)  
**Rebounds:** 1 (2x) Last time at Colorado State (1-15-20)  
**Assists:** 1 (3x) Last time at Colorado State (1-15-20)  
**Blocks:** N/A  
**Steals:** 2 at Colorado State (1-15-20)  
**Minutes Played:** 6 at Colorado State (1-15-20)

**CAREER HIGHS AT UNM**

**Points:** 4 (2x) Last time at Colorado State (1-15-20)  
**FG:** 2 (2x) Last time at Colorado State (1-15-20)  
**FGA:** 3 at Colorado State (1-15-20)  
**3FG:** 1 vs. No. 18/19 Auburn (11-25-19)  
**3FGA:** 2 vs. No. 18/19 Auburn (11-25-19)  
**FT:** 0 vs Eastern NM (11-6-19)  
**FTA:** 2 at Colorado State (1-15-20)  
**Rebounds:** 1 (2x) Last time at Colorado State (1-15-20)  
**Assists:** 1 (3x) Last time at Colorado State (1-15-20)  
**Blocks:** N/A  
**Steals:** 2 at Colorado State (1-15-20)  
**Minutes Played:** 6 at Colorado State (1-15-20)

**CAREER STATISTICS**

Season	gp-gs	min/avg	Total		3-Point		F-Throws		Rebounds				pf	fo	ast	to	blk	stl	Scoring	
			fg-fga	pct	fg-fga	pct	ft-fa	pct	off	def	tot	avg							pts	avg
2019-20	7-0	19/2.7	6-8	.750	1-2	.500	0-3	.000	1	1	2	0.3	1	0	3	0	0	2	13	1.9
TOTAL	7-0	19/2.7	6-8	.750	1-2	.500	0-3	.000	1	1	2	0.3	1	0	3	0	0	2	13	1.9





**Jordan Arroyo**  
 6'7" | 220 - Sophomore - Forward  
 Albuquerque, N.M. (Atrisco Heritage Academy)

**33**

**NOTEWORTHY :**

- Helped lead Atrisco Heritage to the 6A State Championship in 2018
- First Team All-State, First Team All-Metro and First Team All-District
- New Mexico State Tournament MVP
- All-Metro Defensive Player of the Year
- Shot 63 percent from the floor with 13 double-doubles on the season
- National Hispanic Scholar, Four-Year Honor Roll recipient and academic letterman

**2019-20 GAME-BY-GAME STATISTICS**

Opponent	Date	gs	min	Total		3-Pointers		Free throws		Rebounds				pf	a	t/o	blk	stl	pts	avg	
				fg-fga	pct	3fg-fga	pct	ft-fta	pct	off	def	tot	avg								
EASTERN N.M.	11/06/19		3	0-0	.000	0-0	.000	0-0	.000	0	1	1	1.0	0	0	0	0	0	0	0.0	
CSUN	11/09/19		2	0-0	.000	0-0	.000	0-2	.000	0	0	0	0.5	1	0	0	0	0	0	0.0	
at UTEP	11/19/19		dnp	-	-	-	-	-	-	-	-	-	-	-	-	-	-	-	-	-	
at Wyoming	12/07/19		dnp	-	-	-	-	-	-	-	-	-	-	-	-	-	-	-	-	-	
GRAND CANYON	12/17/19		1	1-1	1.000	0-0	.000	0-0	.000	0	0	0	0.3	1	0	0	0	0	2	0.7	
HOUSTON BAPTIST	12/22/19		2	0-1	.000	0-0	.000	0-0	.000	0	0	0	0.3	0	0	0	1	0	0	0.5	
FRESNO ST.	01/07/20		1	0-0	.000	0-0	.000	0-0	.000	0	0	0	0.2	0	0	0	0	0	0	0.4	
at Colorado St.	01/15/20		4	0-0	.000	0-0	.000	0-0	.000	0	0	0	0.2	0	0	0	0	0	0	0.3	
Totals			0	13	1-2	.500	0-0	.000	0-2	.000	0	1	1	0.2	2	0	0	1	0	2	0.3

Games played: 6  
 Minutes/game: 2.2  
 Points/game: 0.3  
 FG Pct: 50.0  
 FT Pct: 0.0

Rebounds/game: 0.2  
 Blocks/game: 0.2

**SEASON HIGHS**

**Points:** 2 vs Grand Canyon (12-17-19)  
**FG:** 1 vs Grand Canyon (12-17-19)  
**FGA:** 1 (2x) Last time vs Houston Baptist (12-22-19)  
**3FG:** N/A  
**3FGA:** N/A  
**FT:** 0  
**FTA:** 2 vs CSUN (11-9-19)  
**Rebounds:** 1 vs Eastern NM (11-6-19)  
**Assists:** N/A  
**Blocks:** 1 vs Houston Baptist (12-22-19)  
**Steals:** N/A  
**Minutes Played:** 4 at Colorado State (1-15-20)

**CAREER HIGHS AT UNM**

**Points:** 6 vs Southwest (12-30-18)  
**FG:** 3 vs Southwest (12-30-18)  
**FGA:** 3 vs Southwest (12-30-18)  
**3FG:** N/A  
**3FGA:** N/A  
**FT:** 2 at CSUN (11-6-18)  
**FTA:** 4 at NMSU (12-4-18)  
**Rebounds:** 5 at NMSU (12-4-18)  
**Assists:** N/A  
**Blocks:** 1 (4x) Last time vs Houston Baptist (12-22-19)  
**Steals:** 1 (2x) Last time vs Wyoming (1-19-19)  
**Minutes Played:** 12 at NMSU (12-4-18)

**CAREER STATISTICS**

Season	gp-gs	min/avg	Total		3-Point		F-Throws		Rebounds				Scoring							
			fg-fga	pct	fg-fga	pct	ft-fta	pct	off	def	tot	avg	pf	fo	ast	to	blk	stl	pts	avg
2018-19	12-2	71/5.9	7-9	.778	0-0	.000	3-9	.333	7	6	13	1.1	8	0	0	2	3	2	17	1.4
2019-20	6-0	13/2.2	1-2	.500	0-0	.000	0-2	.000	0	1	1	0.2	2	0	0	0	1	0	2	0.3
TOTAL	18-2	84/4.7	8-11	.727	0-0	.000	3-11	.273	7	7	14	0.8	10	0	0	2	4	2	19	1.1

# 2019-20 BOX SCORES AND RECAPS

## Game 1 - New Mexico 92, Eastern NM 71 Nov. 6, 2019 | Dreamstyle Arena - The Pit

### Men's Basketball Opens Season with 20+ Point Win

**ALBUQUERQUE, N.M.** --- The University of New Mexico men's basketball team opened its season with a 21-point victory over Eastern New Mexico on Wednesday evening inside Dreamstyle Arena - The Pit. Five Lobos racked up double figures in the 92-71 win.

The first points of the 2019-20 season came on a steal and a layup when redshirt-junior JJ Caldwell went coast-to-coast to kick off his first outing as a Lobo 1:15 into the first half - and the action didn't stop there. The Lobos debuted at a break-neck speed in their season opener in which the fiery offense shot 60.0 percent from the field.

The Lobos were led by a quiet 16 points from junior Makuach Maluach, who scored seven points in the first half before adding eight more in just the first five minutes of the second half. Maluach was joined in the double-digit club by redshirt-senior Carlton Bragg Jr, redshirt-junior Zane Martin and senior Corey Manigault, each with 13 points apiece, as well as redshirt-junior Keith McGee who posted 12.

The last time the Lobos had five double-digit scorers was against Iona at the start of last season, on Nov. 13, 2018.

In addition to the reliable shooting, the Lobos also saw redshirt-senior JaQuan Lyle, who has sat the bench for two years as a Lobo (the first due to NCAA transfer rules, the second due to injury), not only scored nine points to go along with four rebounds, but also racked up an outstanding 11 assists. Lyle regularly found players down-court, firing passes between defenders, much to The Pit crowd's delight.

New Mexico had just one Lobo collect 10+ assists in a game last season, Druce Drinnon on Dec. 30, 2018 against the University of the Southwest. Prior to that, it was former Lobo Antino Jackson, who was known for his knack for the assist, on Feb. 10, 2018 at Air Force.

In fact, Lyle nearly posted the first double-double in points and assists since Jackson did so in that game.

UNM went into the locker room at the half up by 11, 45-34, and shooting 62.1 percent compared to 40.7 percent (11-27) for the Greyhounds. However, Eastern New Mexico was dominating behind the arc, firing at a clip of 50.0 percent compared to 36.4 percent for UNM.

"Offense isn't my concern right now," head coach Paul Weir said. "We need to value the basketball more, which I think [was tonight] a little more careless than it is skill... We have a lot of potential, but I don't think we're going to reach it unless we can find a way to become a good defensive basketball team."

"I think we showed some flashes of it tonight, but obviously not anywhere we want to be, but that's expected."

The teams traded baskets in favor of ENMU, four points to two, throughout the first 1:12 of the second half before the Lobos exploded on a 13-0 run that started with a fast-break layup by Caldwell, included a Lyle 3-pointer and ended with a Maluach free throw for his 16th point at the 15:48 mark.

The run lasted 2:20 and put the Lobos on top by 23 points, a margin that was not relinquished until 2:56 on the clock as the Lobo starters began exiting the game.

UNM got the lead up to as many as 28 points, 81-53 with 8:01 on the clock en route to the 21-point win.

On the night, UNM fired 60 points from the floor (33-55), 35 percent from 3-point range and 73.1 percent from the stripe. ENMU finished 37.3 percent from the field, 33.3 percent from 3-point range and 65 percent from the free throw line.

Leading the Greyhounds were a pair of double-digit scorers including senior Darius Sawyer (11 points) and junior Iban Zaid (10 points). UNM limited ENMU's returning leading scorer, junior Devin Pullum, to just seven points on the night. Pullum averaged 12.7 points per game last season.

The Lobos return to action on Saturday, Nov. 9 against CSUN at 7 p.m. Last season, UNM opened its campaign on the road in Northridge, claiming the victory on a buzzer-beating three.

## Game 2 - New Mexico 97, CSUN 70 Nov. 9, 2019 | Dreamstyle Arena - The Pit

### Lobos 2-0 After 27-Point Rout of CSUN

**ALBUQUERQUE, N.M.** --- The University of New Mexico men's basketball team has kicked off the 2019-20 season 2-0 after earning a 27-point victory over the visiting CSUN Matadors inside Dreamstyle Arena - The Pit on Saturday night by a score of 97-70. The win marks the second 20+ point victory margin for the Lobos as the squad is averaging 94.5 points over its first two games.

In addition, 27 points marks the largest margin of victory for the Lobos over the Matadors in series history. UNM now leads the series 7-0 (5-0 in The Pit) and the victory margin surpasses 17 points set on Dec. 1, 1969, which marked the squads' first ever meeting.

For the second straight game, UNM (2-0) boasted five scorers in double figures including redshirt-senior JaQuan Lyle who powered the Lobos offensively with 18 points and five assists. Lyle went 7-for-10 from the floor, 2-for-4 from 3-point range and a perfect 2-for-2 from the free throw line.

Joining Lyle in leading the squad in scoring was redshirt-senior Carlton Bragg (17), senior Corey Manigault (17), redshirt-junior Zane Martin (13) and redshirt-junior Keith McGee. Bragg went 6-for-7 from the floor and 5-for-7 from the stripe. Saturday's game marks the second straight that Bragg, Manigault, Martin and McGee have racked up double figures.

Leading UNM defensively was junior Makuach Maluach who posted a team-high eight rebounds. Eight rebounds is just two away from Maluach's career high of 10. As a squad defensively, the Lobos outrebounded the Matadors 36-30 and forced 16 turnovers which they converted to 26 points.

"It was a step for sure defensively tonight. Probably a bigger one than I even anticipated. (CSUN) is a good team," head coach Paul Weir said. "They play hard, you could see the way they came out. They have good athletes, they made some shots early and got into a bit of a rhythm and fortunately our defense was able to still settle in after that and get enough stops to take a step."

"It's crazy that this isn't really about winning and losing as much as it is about just trusting our process and continuing to grow."

UNM started out hot with an 8-0 run to get out to an early 11-3 lead, however the squads battled throughout the first half until a 9-0 run gave the Lobos some breathing room with a 10-point advantage, 38-28 with 1:48 left in the first half. The Lobos extended the lead to as many as 14, outscoring CSUN (0-2) by a score of 18-3 over 8:47 at the end of the half. CSUN redshirt-junior Lance Coleman II hit a three with five seconds left to make it an 11-point game at the break.

At the half, the Lobos were firing at a clip of 64 percent from the field (16-25) led by Lyle with 11 points going 4-for-6. From behind the arc, UNM shot 37.5 percent in the first half to go along with an 88.9 percent shot from the stripe (8-for-9). CSUN shot 36.4 percent from the floor in the first half, 38.5 percent from behind the arc and 37.5 percent from the foul line.

With momentum in their favor, the Lobos didn't let up in the second half. The relentless Lobo offense opened with a dunk from Bragg just 13 seconds in to make the score 45-32.

UNM held CSUN scoreless for 2:51 en route to a 16-point lead at the 14:22 mark in the second half before a McGee and-1 put the Lobos on top 60-43 in front of a roaring Pit crowd of over 10,000 fans.

The Lobos continued to pile on the points, getting out to as much as a 29-point lead with 1:56 left on the clock before CSUN scored a pair of points for the 27-point final.

On the night, UNM shot 60 percent for the second straight game (36-60) but shot just 37.5 percent from 3-point range (6-16). CSUN improved its shooting percentage to 44.4 percent after the second half in which the squad shot 53.3 percent.

The Matadors were led by a pair of players in double figures including Coleman (19) and junior Terrell Gomez (14).

The Lobos are set to return to action for the third game of their four-game season-opening homestand on Wednesday, Nov. 13 against Green Bay. Tipoff is scheduled for 7 p.m.

## Game 3 - New Mexico 93, Green Bay 78 Nov. 13, 2019 | Dreamstyle Arena - The Pit

### Lobos Make it Three in a Row; Top GB 93-78

**ALBUQUERQUE, N.M.** --- For the third-straight game, The University of New Mexico men's basketball team outscored its opponent by double figures while racking up at least 90 points on Wednesday night with a 93-78 victory over the visiting Green Bay Phoenix. Redshirt-senior JaQuan Lyle led the Lobos with a career-high 31 points while fellow redshirt-junior Carlton Bragg Jr. posted his first double-double of the season en route to the victory.

The Lobos (3-0) doubled the game in style Wednesday night when, despite head coach Paul Weir shouting to his team not to shoot the ball, the crowd was so loud that the squad couldn't hear the instruction. With 21 seconds left on the clock, the Lobos up by 15 and energy filling The Pit, senior Corey Manigault grabbed a defensive rebound and lobbed the ball to redshirt-junior JJ Caldwell, who drove to the other end and tossed the ball up behind him, where junior Makuach Maluach was waiting.

Maluach leapt from the ground for the dunk that put New Mexico up 17 (93-76) and the Lobo fans roared.

Green Bay (1-2) responded with a fast-break layup with 11 seconds left for the 15-point final.

Lyle's 31 points surpassed his previous career-high of 29, which he achieved as a freshman at Ohio State. The senior went 9-for-16 from the floor including 5-for-9 from behind the arc and a perfect 8-for-8 from the free throw line.

Maluach posted 16 points for the second time this season while shooting almost perfect from everywhere on the court. He made all but one (6-7) field goal attempt while going a perfect 2-for-2 from 3-point range and 2-for-2 from the line.

Bragg's double-double of 11 points and 16 rebounds marks his first since the end of last season. His career high in rebounds is 20, which he collected on March 9 against Wyoming. Bragg has posted 10+ rebounds nine times in his career at UNM but Wednesday marked his first time this season.

As a team, UNM outrebounded the Phoenix 47-38 while forcing 16 turnovers and racking up 25 steals.

The Lobos led by an early five points at the 17:47 mark on a Maluach three before Green Bay flipped the script to go up by four when junior PJ Pipes made a fast break layup to put the Phoenix up four. Pipes helped lead Green Bay tying for a team-high 17 points.

Neither team had a significant advantage until the Lobos embarked on an 8-0 run to take a one-point game to a nine-point game (32-23) with 7:31 left to play in the first half. At the 2:58 mark, McNeese had whittled the Lobo lead back down to one, but another 7-0 run capped by a three from sophomore Tavian Percy made it an eight point game with 1:06 left. The Phoenix scored a last-second layup to make it a six-point game at the half, 49-43.

Despite giving up 43 points in the first half, the Lobos allowed just 35 points in the second half to outscore Green Bay by nine in the frame, 44-35.

The Lobos jumped out with five straight points to kick off the second half including a Maluach layup and a Lyle three to give UNM an 11-point lead. The Phoenix cut it to four at the 15:07 mark but the Lobos soon began to run away with the game.

The second half was highlighted by a 9-0 run, the longest of the game, that put UNM up by 18 points with just 4:30 left. McNeese State got no closer than 13 throughout the remainder of the contest.

Wednesday night's contest was the next-to-last opportunity for fans to see the Lobos before they embark on a long road trip for four road games, not returning to The Pit until Dec. 1. Saturday's 4 p.m. contest against McNeese State will be the last opportunity - not to mention Lobo fans' first chance to purchase NM State single-game tickets.

## Game #1

### Eastern N.M. 71 • 0-0, 0-0 LSC

#	Player	Total			3-Pr			Rebounds			PF	TP	A	TO	Bk	Stl	Min
		FG	FGA	FT	FTA	Off	Def	Total									
14	Mavin Mapaga	1	1-2	0-0	0-0	1	1	2	4	2	0	3	0	1	3	9	
24	Yosnier Cobas	1	3-3	1-1	0-2	1	0	1	0	7	1	0	1	2	16	16	
05	Isiah Murphy	g	3-8	3-6	0-0	0	0	1	9	0	4	0	0	25	25		
10	Nicklas Pullum	g	2-11	0-5	3-4	0	5	1	7	1	5	0	1	30	30		
21	Ibn Zaid	g	4-9	1-3	1-2	1	4	5	1	10	3	2	0	25	25		
00	Jose Serrano	g	2-5	0-0	2-2	1	0	1	5	6	2	0	0	14	14		
01	Brandon Meadows	g	0-3	0-1	2-2	0	4	4	2	5	2	0	1	15	15		
03	Mangistu Jongkor	g	0-0	0-0	0-0	0	0	0	0	0	0	0	0	2	2		
04	Darius Sawyer	g	4-7	1-1	2-4	3	1	4	1	11	1	1	0	20	20		
11	Nicklas Mathews	g	0-3	0-1	0-0	2	1	3	0	0	0	0	0	4	4		
13	Tanner Carter	g	0-1	0-1	0-0	0	0	0	0	0	0	0	0	3	3		
20	Deng Kuany	g	4-11	1-2	0-4	3	2	5	3	9	1	1	0	25	25		
25	Mahew Maziqwe	g	2-4	1-3	3-4	0	1	1	8	0	0	0	1	12	12		
	Team					2	4	6									
	Totals		25-67	8-24	13-20	14	23	37	21	71	12	22	1	9	200		
	FG % 1st Half:	11-27	40.7%	2nd half:	14-40	35.0%	Game:	25-67	37.3%	Deatball							
	3FG % 1st Half:	6-12	50.0%	2nd half:	2-12	16.7%	Game:	8-24	33.3%	Rebounds							
	FT % 1st Half:	6-10	60.0%	2nd half:	7-10	70.0%	Game:	13-20	65.0%								

### New Mexico 92 • 1-0, 0-0 MW

#	Player	Total			3-Pr			Rebounds			PF	TP	A	TO	Bk	Stl	Min
		FG	FGA	FT	FTA	Off	Def	Total									
15	BRAGG, Carlton	g	4-6	0-0	5-7	0	6	6	3	13	0	2	0	2	18		
02	JACKSON, Vance	g	2-6	0-2	2-3	0	4	3	6	3	2	1	1	28	28		
05	LYLE, JaQuan	g	4-6	1-3	0-0	0	4	3	9	11	3	0	0	26	26		
10	MALUACH, Makuach	g	5-7	2-4	4-6	0	2	2	1	16	0	2	1	22	22		
11	CALDWELL, JJ	g	3-5	0-0	0-0	1	5	6	2	6	4	0	2	25	25		
00	MARTIN, Zane	g	3-8	2-5	4-6	0	6	6	3	13	0	6	1	23	23		
01	MANIGAULT, Corey	g	5-6	0-0	3-4	0	1	1	3	13	1	2	3	19	19		
04	MCGEE, Keith	g	5-7	2-4	0-0	1	1	2	12	1	1	0	0	20	20		
04	PERCY, Tavian	g	0-0	0-0	0-0	0	0	0	0	2	0	0	1	6	6		
20	PATTERSON, Clay	g	0-1	0-1	0-0	0	0	0	0	0	0	0	0	3	3		
23	KJAC, Emmanuel	g	0-1	0-1	0-0	0	1	1	0	1	0	1	0	4	4		
30	WEGSCHEIDER, Kurt	g	2-2	0-0	0-1	0	0	0	4	0	0	0	0	3	3		
33	ARROYO, Jordan	g	0-0	0-0	0-0	0	1	1	0	0	0	0	0	3	3		
	Team					1	3	3									
	Totals		33-55	7-20	19-26	3	33	36	19	92	22	12	7	6	200		
	FG % 1st Half:	18-29	62.1%	2nd half:	15-26	57.7%	Game:	33-55	60.0%	Deatball							
	3FG % 1st Half:	4-11	36.4%	2nd half:	3-9	33.3%	Game:	7-20	35.0%	Rebounds							
	FT % 1st Half:	5-8	62.5%	2nd half:	14-18	77.8%	Game:	19-26	73.1%								

Officials: James Ford, Michael Greenstein, Eric Curry  
Technical fouls: Eastern N.M.-TEAM, New Mexico-MANIGAULT, Corey, MARTIN, Zane.  
Attendance: 9501  
2019-20 Men's Basketball. Round: 0. Eastern N.M. vs New Mexico. Played at Dream

Score by periods	1st	2nd	Total
Eastern N.M.	34	37	71
New Mexico	45	47	92

## Game #2

### CSUN 70 • 0-2, 0-0 BigWest

#	Player	Total			3-Pr			Rebounds			PF	TP	A	TO	Bk	Stl	Min
		FG	FGA	FT	FTA	Off	Def	Total									
16	Lance Coleman II	g	8-16	3-7	0-0	0	1	1	19	0	0	0	0	31	31		
11	Festus Ndumariya	g	2-2	0-0	0-0	3	1	4	5	4	0	3	0	11	11		
02	Elijah Harkless	g	1-7	0-1	1-4	1	4	5	0	3	3	1	0	16	16		
05	Isiah Murphy	g	5-12	3-6	1-1	0	0	0	2	14	3	2	0	39	39		
10	Darius Brown II	g	4-10	0-1	1-2	1	1	1	1	9	2	0	0	35	35		
01	Rodney Henderson Jr.	g	2-8	2-8	0-2	1	3	4	6	3	0	3	0	25	25		
15	Ron Artest III	g	1-2	0-0	1-2	1	1	2	3	0	2	1	1	6	6		
35	Jared Peare	g	2-2	0-0	2-2	0	3	3	4	6	1	1	1	19	19		
30	Michael Ou	g	0-0	0-0	0-0	1	0	1	5	0	0	0	0	7	7		
32	Brendan Harric	g	3-4	0-0	0-0	1	0	1	1	6	1	1	0</				

# 2019-20 BOX SCORES AND RECAPS

## Game 4 - New Mexico 90, McNeese 80 Nov. 16, 2019 | Dreamstyle Arena - The Pit

### Manigault's 24 Powers Lobos Past McNeese, 90-80

**ALBUQUERQUE, N.M.** --- The University of New Mexico men's basketball team finished off an exciting game on Saturday afternoon to improve to 4-0 as the Lobos claimed a 90-80 victory over McNeese (1-4) in the final minutes inside Dreamstyle Arena - The Pit. Senior Corey Manigault tied his career-high 24 points in the contest as once again, five Lobos registered double figures on the day.

Manigault went 6-for-8 from the floor, battling in the low post, while scoring 12 more on free throws and posting six rebounds and three steals. The last time he scored 24 points was on Jan. 6, 2018 while at Indian Hills CC.

"I've said it before, I think Corey is the best low-post, left-block scorer I've ever had," head coach Paul Weir said. "For him to get six rebounds, no turnovers and three steals was huge for him. Every day I see him becoming a more impactful player on the floor and to see him finishing out the game is a big testament to how far he's come."

Additional standout performers in the matchup included redshirt-senior Carlton Bragg Jr. who racked up 18 boards and five assists to go along with six points, redshirt-senior JaQuan Lyle who collected 18 points, four assists and five rebounds, junior Makuach Maluach (12 points) and redshirt-junior Vance Jackson who registered his first double-digit scoring game of the season (11).

Redshirt-junior JJ Caldwell dishd 10 assists on the day and contributed four steals, filling in key roles off the bench while taking just one shot from the floor.

"When you play with a lot of scorers, you want to get the ball in the time when they're in their spots," Caldwell said. "They're essentially our playmakers. I'm an unselfish person so I don't really care about shooting. It doesn't really matter to me as long as we get the win and our scorers are scoring."

With the score tied at 78 apiece with just 2:29 left to play, the Lobos amassed significant momentum, collecting four of their 17 steals in just the final two minutes of the contest.

Manigault put the Lobos up by two, 80-78 with a pair of free throws and then by four (82-78) with a layup before McNeese's Leondre Washington made a pair from the stripe to cut the deficit back to two (82-80) with 1:10 left on the clock.

The Lobos got the ball back - but quickly turned it over - and it looked as if the Cowboys were about to tie it up again until - a Caldwell steal put the ball back in New Mexico possession with 42 seconds left in front of a roaring crowd. Caldwell quickly fired to Manigault who slammed an emphatic dunk to put UNM back up by four, 84-80.

Weir called a full timeout and the Lobos came out with another steal, this one from Manigault, and Lyle drew the foul to make two more free throws and give UNM a more comfortable, six-point lead (86-80).

A near-braw over the Lobo basket caused the Cowboys' Kuxhausen to foul out and earned the Lobos four shots on both a technical foul and an intentional foul. Lyle took all four, putting them away for the 90-80 final.

In the final 2:29, UNM went on a 12-2 run with six points coming from Manigault and the other six coming from Lyle. UNM closed the game on an 8-0 run.

McNeese jumped on top early in the contest, leading UNM 10-3 just 1:40 into the first half. The Cowboys extended their lead to 10 at the 16:04 mark and again at the 15:07 mark before the Lobos started to come back.

"I have to tip my hat to McNeese, I thought they played terrific tonight," Weir said. "They made a ton of great shots, a lot of high quality shots... This team was a good test for us and I think we needed a game like that. Hopefully in the long run, games like this will serve us well."

New Mexico went on an 11-2 run to make it a one-point game, 19-18 McNeese, at the 11:48 mark before a pair of free throws put the Cowboys up three.

Redshirt-junior Keith McGee tied the game at the 10:20 mark on a dunk, assisted by Caldwell, before redshirt-junior Vance Jackson gave the Lobos their first lead on a pair of free throws, 25-23, with 8:27 left in the first half.

Jackson, who has been quiet so far this season, hit a three with 4:49 left in the half to put the Lobos ahead by two in an out to a five-point Lobo advantage at the half.

On the day, McNeese outshot the Lobos 50.0 percent to 47.5 percent from the floor. The Lobos shot just 43.8 percent in the first half but followed it up with 51.9 percent in the second half. The Cowboys also outshot UNM from three as they went 44.8 percent from behind the arc compared to 40 percent for the Lobos.

UNM outscored the Cowboys in the paint, however, by a commanding margin (40-28), as well as in second-chance points (18-9), fast-break points (32-10) and points off the bench (43-23).

The Lobos are set to hit the road for a pair of road trips, the first will feature a contest against UTEP on Tuesday, Nov. 19, in El Paso before the Lobos take on in-state rival NM State on Thursday, Nov. 21 at 7 p.m.

## Game #4

### McNeese 80 • 1-4, 0-0 SLC

#	Player	Total		3-Pr		Rebounds		PF	TP	A	T	Blk	Stl	Min.			
		FG	FGA	FG	FGA	Off	Def								Total		
23	Shamarius Kennedy	1	11-15	0-0	4-6	3	6	9	2	26	3	4	6	2	37		
09	Dru Kuxhausen	g	7-13	7-13	3-3	0	3	3	6	24	2	3	0	0	33		
12	A.J. Lawson	g	2-5	0-1	0-0	0	3	4	4	5	6	0	0	0	19		
13	Trey Johnson	g	2-4	2-4	0-0	0	1	1	3	6	1	2	0	0	26		
22	Roydell Brown	g	0-2	0-0	0-0	2	2	4	4	0	5	1	1	2	22		
02	Sam Baker	g	1-5	1-5	0-0	0	0	0	0	3	1	0	0	0	14		
03	Leondre Washington	g	5-6	3-4	2-3	0	2	2	1	15	7	3	0	3	25		
20	Jalen Poyser	g	0-1	0-1	0-0	0	0	0	1	0	0	0	0	0	3		
24	Chris Orlina	g	0-4	0-1	2-2	1	3	4	2	0	2	0	0	0	20		
44	Truman Moore	0-0	0-0	0-0	0-0	0	0	0	0	0	0	0	0	0	1		
Team						0		1						1			
Totals		28-55		13-29		11-14		6		21		27		25		80	
FG % 1st Half:		15-31		48.4%		2nd half:		13-24		54.2%		Game:		28-55		59.3%	
3FG % 1st Half:		7-16		43.8%		2nd half:		9-11		81.8%		Game:		19-29		65.5%	
FT % 1st Half:		2-3		66.7%		2nd half:		6-13		46.2%		Game:		13-29		44.8%	

### New Mexico 90 • 4-0, 0-0 MW

#	Player	Total		3-Pr		Rebounds		PF	TP	A	T	Blk	Stl	Min.			
		FG	FGA	FG	FGA	Off	Def								Total		
15	BRAGG, Carlton	f	3-11	0-1	0-0	7	11	18	2	6	2	4	2	5	28		
02	JACKSON, Vance	g	3-7	3-5	2-2	1	4	5	2	11	0	2	0	0	30		
05	LYLE, JaQuan	g	4-10	3-5	7-8	1	4	5	3	18	4	5	0	2	36		
10	MALUACH, Makuach	g	5-9	1-4	1-2	0	0	0	1	12	0	1	0	0	29		
11	CALDWELL, JJ	g	0-1	0-0	0-0	1	0	1	2	0	10	2	0	4	32		
00	MARTIN, Zane	g	4-9	0-3	4-7	0	0	0	2	12	4	1	0	3	22		
01	MANIGAULT, Corey	g	6-8	0-0	12-16	3	3	6	2	24	2	0	0	4	31		
03	MCGEE, Keith	g	2-3	0-1	0-0	0	1	1	4	0	0	0	0	0	10		
04	PERCY, Tavian	g	1-1	1-1	0-0	0	0	0	0	3	0	0	0	0	4		
Team						1		2						4			
Totals		28-59		8-20		26-35		14		24		38		15		90	
FG % 1st Half:		14-32		43.8%		2nd half:		14-27		51.9%		Game:		28-59		47.5%	
3FG % 1st Half:		7-16		43.8%		2nd half:		1-4		25.0%		Game:		8-20		40.0%	
FT % 1st Half:		9-13		69.2%		2nd half:		17-22		77.3%		Game:		26-36		72.2%	

Officials: Tom O'Neil, Kelly Self, Wilson Holland  
 Technical fouls: McNeese-Dru Kuxhausen; A.J. Lawson; Shamarius Kennedy; New Mexico-None.  
 Attendance: 10501  
 2019-20 Men's Basketball, Round 0: McNeese vs New Mexico, Played at Dreamstyle

Score by periods	1st	2nd	Total
New Mexico	39	41	80
McNeese	30	33	63
OT/PT	30	36	66

## Game 5 - New Mexico 63, UTEP 66 Nov. 19, 2019 | Don Haskins Center

### Lobos Suffer First Loss at Buzzer in El Paso

**ALBUQUERQUE, N.M.** --- The University of New Mexico men's basketball team suffered its first loss of the season on the road at UTEP on Tuesday night when JaQuan Lyle last-second score just barely missed the buzzer. The Lobos fell 66-63 in the contest that had eight ties and 6:53 of tied ball game.

With the loss, UTEP remains undefeated (4-0) while the Lobos post their first blemish of the season, slipping to 4-1.

In the first half, both teams were shooting below 40 percent from the field with a 30-30 halftime score and it was obvious the long-time rivals were going to have a defensive battle.

"I thought [UTEP's] defense was really good," head coach Paul Weir said. "We left some points ... around the rim and some layups and left some points at the free throw line as well on our end. But I don't want to take away from UTEP's defense. I thought they were very physical and played us really well, especially to start the game."

The squads went through seven possessions to kick off the contest that included three turnover/steal combos before a single point was scored. The first point of the matchup didn't come until the 15:21 mark when redshirt-junior Vance Jackson notched a free throw, his first of four points on the night.

Following the slow offensive start, UTEP began to pile on the points, holding the Lobo offense at the other end. The Miners went on a 10-0 run following the free throw to make it 10-1 at the 14:38 mark. UNM senior Corey Manigault fired off a pair of free throws to end the run and make it a seven-point game (10-3) before the Lobo offense started to find a rhythm.

UNM came back on a 9-0 run over 1:47 to tie the game 10-10 at the 12:24 mark. The run included Manigault's free throws and a pair of threes, the first from junior Makuach Maluach, the second from redshirt-senior Lyle.

At one point late in the second half, Maluach was a perfect 4-for-4 from the floor, 2-for-2 from 3-point range and 1-for-1 from the stripe. The junior finished 4-for-6 on the night including a 2-for-3 mark from the field for a total of 11 points, four rebounds and two steals.

Lyle finished with a game-high 19 points on the night following his Mountain West Player of the Week honor for his performance last week. He also posted eight rebounds, second-most on the team, and a team-high four assists.

UTEP jumped back out on top with a pair of free throws by sophomore Efe Odigie, who finished second on the Miner squad in points with 12. UTEP built a six-point lead with 5:52 left in the first half before a 6-0 Lobo run tied it at 24 apiece. The run included a Maluach and-1 to make it a three-point game (24-21), a jumper by redshirt-junior Zane Martin and a free throw from Lyle, 24-24.

The squads went back and forth for the remaining 2:40 of the first half and the Lobos got on top by two Lyle free throws with eight seconds left, but an Odigie layup at the last second marked the fifth tie of the game for the 30-30 halftime score.

At the break, both teams combined for 17 turnovers of which UNM capitalized for 14 points while UTEP collected 10.

UNM shot 36.4 percent from the floor at the half (8-22) and 33.3 percent from 3-point land (3-9) while leaving five points at the charity stripe (11-16, 68.8 percent). UTEP just barely outshot the Lobos from the floor at 37.9 percent but shot worse from three (26.7 percent, 4-for-15). The Miners did however, make 4-of-5 free throws for an 80 percent mark from the line.

The second half started out with a quick UTEP three in just the first 19 seconds of the frame, but Maluach matched it just 18 seconds later for the sixth tie of the match, 33-33. A 6-0 UTEP run made it 39-33 at the 17:09 mark before the Lobos again whittled away, making it a two-point game just 3:18 later.

Neither team was able to gain more than a four-point advantage throughout the remainder of the contest and it was the home team that had a one-point edge with 1:53 left on the clock.

A dunk from Martin put the Lobos ahead by one with 53 seconds left, 63-62, but it was followed by a jumper from UTEP's Jordan Lathan 26 seconds later to put the Miners back up by one, 64-63.

With three seconds left, Maluach attempted a three for the lead from the right wing but missed and Coach Weir called his full timeout. A Lyle foul to stop the clock allowed UTEP's Bryson Williams to score a pair of free throws for a three-point Miner advantage before Weir called a 30-second timeout with 1.1 left on the clock.

Martin threw the ball in from under the basket, finding Lyle at half court. Lyle collected the ball, dribbled a step, and fired - making the long three. But upon review, the shot did not leave Lyle's hands in time and 66-63 was the final.

Three Lobos scored in double figures on the night including Lyle (19), Maluach (11) and redshirt-senior Carlton Bragg (10). Bragg also led all players in rebounding with nine.

UTEP was led by grad student Daryl Edwards (18), Odigie (12), Lathon (10) and redshirt-sophomore Souley Boum (10).

On the night, the Miners outshot UNM 42.9 - 38.8 percent from the field and 84.6 - 64.5 percent from the free throw line. The Lobos edged UTEP from 3-point range, 26.3 percent to 25.0 percent. UNM also rebounded the Miners 36-31 and registered 26 points off of turnovers compared to 21 for UTEP.

The Lobos will get just one day of rest before taking on another long-time rival, NM State, in Las Cruces on Thursday. The squads are set to face off at 7 p.m. Thursday night at the Pan American Center.

## Game #5

### New Mexico 63 • 4-1

#	Player	Total		3-Pr		Rebounds		PF	TP	A	T	Blk	Stl	Min.			
		FG	FGA	FG	FGA	Off	Def								Total		
02	JACKSON, Vance	f	1-5	1-4	1-2	0	0	0	4	0	2	0	0	22			
10	MALUACH, Makuach	f	4-6	2-3	1-1	0	4	4	1	11	0	3	0	2	30		
15	BRAGG, Carlton	f	3-8	0-0	4-5	4	5	9	2	10	0	1	0	27			
08	LYLE, JaQuan	g	4-12	1-6	10-15	1	7	6	3	19	4	4	0	37			
11	CALDWELL, JJ	g	2-3	0-0	1-1	2	3	3	5	2	4	1	3	20			
00	MARTIN, Zane	g	4-8	1-4	0-0	0	2	2	2	9	0	2	0	1	22		
01	MANIGAULT, Corey	g	1-5	0-0	3-6	3	5	8	3	5	1	2	0	1	18		
03	MCGEE, Keith	g	0-2	0-2	0-1	0	2	0	0	2	0	0	0	0	14		
Team						0		0						0			
Totals		19-49		5-19		20-31		9		27		14		63			
FG % 1st Half:		8-22		36.4%		2nd half:		11-27		40.7%		Game:		19-49		38.8%	
3FG % 1st Half:		3-9		33.3%		2nd half:		3-13		23.1%		Game:		5-19		26.3%	
FT % 1st Half:		11-16		68.8%		2nd half:		9-15		60.0%		Game:		20-31		64.5%	

### UTEP 66 • 4-0

#	Player	Total		3-Pr		Rebounds		PF	TP	A	T	Blk	Stl	Min.	
		FG	FGA	FG	FGA	Off	Def								Total
04	Eric Vila	f	2-8	1-5	0-0	0	4	4	4	5	3	0	0	34	
11	Bryson Williams	f	3-4	0-0	3-4	0	5	4	9	0	2	0	2	20	
00	Souley Boum	g	3-13	2-8	2-2	1	3	4	2	10	4	3	0	1	40
02	Jordan Lathon	g	4-7	1-3	1-1	0	4	4	10	4	4	0	1	2	26
24	Daryl Edwards	g	7-15	3-10	1-1	2	1	3	3	18	4	0	0	3	37
01	TyLud Verhoeven	g	0-0	0-0	0-0	0	0	0	0	0	0	0	0	5	
05	Deon Stroud	g	0-1	0-1	0-0	0	0	0	1	0	1	0	0	5	
23	Nigel Hawkins	g	0-2	0-1											

# 2019-20 BOX SCORES AND RECAPS

## Game 7 - New Mexico 59, No. 18/19 Auburn Nov. 25, 2019 | Barclays Center

### Lobos Overwhelmed by No. 18/19 Auburn in Semifinal

**BROOKLYN, N.Y.** --- Despite a strong start against undefeated, No. 18/19 Auburn on Monday night, The University of New Mexico men's basketball team (5-2) suffered an 84-59 loss to the Tigers (6-0) in the semifinal round of the 2019 Roman Legends Classic presented by Old Trapper at the Barclays Center in Brooklyn. The contest had three lead changes before the Tigers ran away with the game.

With the loss, UNM will take on Wisconsin, which is also receiving votes in the latest Associated Press poll, on Tuesday evening at 5 p.m. ET (3 p.m. MT) in the consolation game. Wisconsin (5-2) fell to Richmond on Monday by a final score of 62-52.

Neither team shot particularly well on the night as the Lobos finished the contest shooting just 40.3 percent from the floor compared to 42.1 percent for the Tigers. Auburn did however, collect 12 3-pointers (of 38 fired from behind the arc) while the Lobos collected just four, including a pair from redshirt-junior Vance Jackson.

UNM's best scoring run of 8-0 came twice, once in the first half and the second beginning at the 13:24 mark of the second half. After heading into the locker room down 35-24 at halftime, the Lobos attempted a comeback in the second half that was sparked by a dunk by redshirt-junior Keith McGee to make it a 25-point game (56-31).

McGee's spark was followed by layups by Jackson, redshirt-junior JJ Caldwell and another pair of points for McGee to make the game an 18-point contest before Auburn again picked up steam.

McGee was the story of the second half as he collected all 13 of his points and radiated positivity on the court to try to rally the Lobos in the final minutes.

In the final six minutes, both teams were trading dunks on possessions and McGee scored seven straight points for UNM starting with an alley-opp from Caldwell and adding an emphatic dunk followed by a three with 4:05 left. The energy sparked another Jackson three and also one from freshman Kurt Wegscheider, but the burst was not enough as UNM ultimately dropped the contest by 25 points.

Leading UNM on the night was junior Makuach Maluach who was a consistent presence on the court for UNM. Maluach notched 14 points as one of three Lobos to hit double figures. He went 5-for-7 from the floor and a perfect 4-for-4 from the free throw line while missing just one 3-point attempt.

McGee was second in scoring for UNM with 13 points followed by Jackson who registered his second double-figure game of the season with 10. Jackson also led the Lobos in rebounding in his 25 minutes on the court, racking up eight.

Auburn was powered by four Tigers in double figures including senior Samir Doughty who collected 19 while senior Austin Wiley posted the only double-double on the night with 14 points and 13 rebounds before fouling out with 2:37 left. Lobo redshirt-senior Carlton Bragg Jr. also fouled out of the contest after collecting seven boards.

Auburn converted 28 points off of 24 Lobo turnovers while UNM collected just six steals on the night.

New Mexico is set to return to action in the consolation contest on Tuesday, Nov. 25 against (RV) Wisconsin at 5 p.m. ET (3 p.m. MT). The game will be broadcast live on ESPN2.

## Game 8 - New Mexico 59, Wisconsin 50 Nov. 26, 2019 | Barclays Center

### Lobos Take Down Wisconsin in Brooklyn, 59-50

**BROOKLYN, N.Y.** --- Following a disappointing defeat against No. 18/19 Auburn on Monday night, The University of New Mexico men's basketball team rebounded with a victory over (RV) Wisconsin on Tuesday in the Lobos' first win over a Power 5 team since 2012. Redshirt-senior JaQuan Lyle led UNM with 14 points as one of four Lobos to register double figures as UNM topped the Badgers 59-50.

The contest wraps up the 2019 Roman Legends Classic presented by Old Trapper in New York. With the win, UNM improves to 6-2 while the Badgers slip to 4-3.

Along with Lyle's 14 points, a trio of Lobos racked up 12 apiece including redshirt-senior Carlton Bragg as well as redshirt-juniors JJ Caldwell and Zane Martin. Lyle also led UNM in rebounds with a season-high nine boards, followed by Bragg who posted six and Caldwell who collected five.

Caldwell's 12 points marked a new season high and along with his and Martin's dozen, the pair also registered the most assists on the court with three apiece as UNM had 13 assists while forcing 14 turnovers.

UNM led for 31:48 of the contest, leading 29-20 at the half, marking the second-lowest point total for the Lobos in a half this season. It was the Lobos' first-half advantage that won the game as both squads racked up an even 30 points in the second.

The Lobos started out strong in the first half getting out to an early four-point lead on a 3-pointer by redshirt-junior Vance Jackson at the 14:50 mark (9-5). The Badgers closed the gap and took a one-point lead (14-13), but the Lobos embarked on a 7-0 run with 6:47 left in the first half, sparked by a Bragg layup. Caldwell, who is typically the assist specialist on the squad, hit a jumper followed by a Lyle three to put the Lobos up by six, 20-14.

The Lobo advantage frazzled the Badger defense and UNM continued to pile on the points with another 7-0 run kicked off by a Caldwell triple (23-16). UNM got the advantage up to 11 twice in the final seconds of the first frame, the largest lead of the game, before the 29-20 first-half score. The Lobos outscored Wisconsin 16-6 over the final 6:47 of the first half.

The Lobos shot 44.4 percent from the field compared to 38.9 percent for the Badgers in the first half.

The Badgers whittled the score as close as three twice in the second half, but UNM never relinquished the lead.

On the night, the Lobos outshot Wisconsin 44.0 - 34.0 percent from the field including a 23.1 - 7.7 percent advantage from 3-point range. The Lobo defense held the Badgers to just two threes on the night out of 26 fired from behind the arc.

Wisconsin was led by junior Nate Reuvers who registered 16 points going 7-for-9 from the floor with five rebounds. Just one other Badger racked up double digits, redshirt-junior D/Mitrik Trice, who scored 11 with a team-high seven boards.

After a long road trip that included four tough contests, the Lobos will return to action inside Dreamstyle Arena - The Pit on Sunday, Dec. 1 against Montana at 1 p.m. The game will be broadcast on AT&T SportsNet.

## Game 9 - New Mexico 72, Montana 63 Dec. 1, 2019 | Dreamstyle Arena - The Pit

### Lobos Remain Undefeated at Home; Top Montana 72-63

**ALBUQUERQUE, N.M.** --- The University of New Mexico men's basketball team extended its unbeaten streak at home to 5-0 on Sunday afternoon with a 72-63 win over the Montana Grizzlies. The Lobos were powered by a 20-point, 14-rebound effort from redshirt-senior Carlton Bragg Jr. in his second double-double of the season.

With the win, the Lobos improve to 7-2 on the season while the Grizzlies drop to 3-5 overall. Montana's losses this season include Sunday's game against UNM, as well as Stanford, Arkansas and No. 25 Washington.

On the night, the Lobos were edged in field goal percentage 43.1 - 43.3 but fired at a clip of 46.2 percent from behind the arc while holding the Griz to just 31.8 percent from three. UNM outrebounced Montana 43-31 while turning the ball over just nine times, marking UNM's lowest turnover total of the season.

The first half of Sunday's contest was one heavy on defensive effort as neither team reached double digits through the first 7:34. In fact, the Lobos went scoreless for 6:56 before Bragg registered a pair of free throws to make it a two-point game, 10-8, in favor of Montana.

"What's been best [about Bragg] has been his free throw shooting," head coach Paul Weir said. "To have a big of his size, that you can feel confident with every time he goes to the free throw line is a great benefit to the program and our team. Today he was [also] finishing around the rim terrific and [had a big block]."

Three minutes and nine seconds after snapping UNM's cold spell from the floor, Bragg was found behind the arc by redshirt-junior Zane Martin, who collected 11 points of his own on the night, and Bragg sunk his first career 3-pointer to spark a 9-0 run that included back-to-back-back threes by not only Bragg, but also sophomore Tavian Percy and redshirt-senior JaQuan Lyle.

The burst of energy and points took UNM from trailing by four to leading by five, 19-14 at the 6:51 mark of the first half. UNM would not relinquish the lead for the remainder of the half.

The Lobos traded quick threes with Montana as freshman Josh Vazquez, who posted 16 points on the day, followed Lyle's three but on the next possession, redshirt-junior JJ Caldwell knocked one down from 3-point range to keep it a five-point game, 22-17 Lobos.

It was Bragg that gave UNM its largest leads of the half with a layup at the 4:54 mark for a seven-point Lobo advantage, 24-17, and again with just 50 seconds left when he hit a pair from the stripe. He pushed the Lobo lead to eight to cap an 8-0 run, 32-24. Montana hit a jumper with 25 seconds left to end the half on an 8-2 Lobo run for the 32-26 score at the break.

Montana came out of the locker room with a pair of free throws at the 19:06 mark to make it a four-point game, 32-28, before junior Makuach Maluach, who had a quiet first half, scored five straight for UNM. Maluach hit a fast-break three to make it a seven-point game, followed with a dunk, his third of the season, to put the Lobos up by nine.

Montana reclaimed the lead just once more with 8:59 left on the clock when redshirt-senior Kendal Manuel hit a three to put the Griz up by one, 50-49. The lead was short-lived however as Bragg hit yet another pair of free throws to put UNM up for good, 51-50 with 8:35 left to play.

UNM continued to add to the lead and eventually got out to a 10-point advantage, the largest lead of the game, with 1:09 left when Martin hit a free throw to make it 69-59 en route to the nine-point, 72-63 final.

Bragg went 9-for-11 from the free throw line and 5-for-8 from the floor on his way to leading UNM with his 20 points. He was followed by Lyle who registered 16 points and three assists. Martin was the third Lobo to collect double figures with 11 while Caldwell led UNM with five assists and three steals.

Montana was led by senior Sayeed Priddgett who posted 25 points, 10 rebounds and five assists along with Vazquez who notched 16 points.

The Lobos are set to return to action Wednesday, Dec. 4 when they kick off Mountain West play with a 7 p.m. contest against Boise State inside Dreamstyle Arena - The Pit.

## Game #7

### Auburn 84 • 6-0, 0-0 SEC

#	Player	Total		3-Pr		Rebounds			PF	TP	A	TO	Bk	Stl	Min	
		FG-FGA	FG-FGA	FT-FTA	Off	Def	Total									
01	Daniel Purifoy	1	5-11	1-9	1-2	1	4	5	2	8	3	0	1	2	31	
02	Isaac Okoro	1	5-8	1-2	1-4	3	1	4	1	12	1	1	1	3	28	
03	Austin Wiley	1	6-8	0-0	2-4	6	7	13	5	14	0	1	0	1	18	
04	J'Von McCormick	g	3-14	1-4	0-0	1	5	6	2	7	6	2	0	2	27	
05	Samir Doughty	g	6-12	5-9	2-5	1	1	2	2	19	2	3	0	3	31	
06	Tyrell Jones	g	0-0	0-0	0-0	0	0	0	0	0	0	0	0	0	3	
07	Jamal Johnson	g	2-8	2-6	0-0	2	2	4	0	6	2	0	0	2	12	
08	Jaylin Williams	g	1-3	0-1	0-0	1	0	1	0	2	0	0	0	0	3	
09	Jaxon Franklin	g	0-0	0-0	0-0	0	0	0	0	0	1	0	0	1	1	
10	Babatunde Akingbola	g	0-0	0-0	0-0	0	2	2	0	0	0	0	0	2	4	
11	Allen Flanigan	g	2-4	0-2	0-0	0	2	2	2	4	2	0	0	0	12	
12	Anfernee McLemore	g	3-4	2-3	2-5	2	1	3	1	10	2	1	1	2	18	
13	Devon Cambridge	g	1-4	0-2	0-0	1	1	2	1	2	0	1	0	0	12	
14	Team					1	0	1								
Totals			32-76	12-38	8-20	19	26	45	16	84	18	10	6	14	200	
FG % 1st Half:		13-42	31.0%	2nd half:	19-34	55.9%	Game:	32-76	42.1%							Deatball
3FG % 1st Half:		6-23	26.1%	2nd half:	6-15	40.0%	Game:	12-38	31.6%							Rebounds
FT % 1st Half:		5-7	71.4%	2nd half:	5-13	38.5%	Game:	8-20	40.0%							1

### New Mexico 59 • 5-2, 0-0 MW

#	Player	Total		3-Pr		Rebounds			PF	TP	A	TO	Bk	Stl	Min	
		FG-FGA	FG-FGA	FT-FTA	Off	Def	Total									
01	BRAGG, Carlton	1	2-8	0-0	0-0	4	3	7	5	4	2	2	1	1	20	
02	JACKSON, Vance	g	4-10	2-6	0-0	1	7	8	4	10	0	3	0	0	26	
03	LYLE, JaQuan	g	1-10	0-3	0-0	1	5	6	2	2	3	0	0	0	25	
04	MALUACH, Makuach	g	5-7	0-1	4-4	3	3	6	1	14	1	3	0	1	28	
05	CALDWELL, JJ	g	1-2	0-1	0-0	1	3	4	1	2	6	3	0	4	32	
06	MARTIN, Zane	g	0-3	0-1	0-0	0	1	1	4	0	1	6	0	0	14	
07	MANGAULT, Corey	g	4-7	0-1	1-3	1	4	5	2	9	0	2	0	0	18	
08	MCCEE, Keith	g	6-12	1-4	0-2	2	0	2	1	13	1	2	0	0	22	
09	PERCY, Tavian	g	1-1	0-0	0-0	1	0	1	0	2	1	0	0	0	8	
10	KUAC, Emmanuel	g	0-0	0-0	0-0	1	0	1	0	0	0	0	0	0	3	
11	WEGSCHEIDER, Kurt	g	1-2	1-2	0-0	0	0	0	0	3	1	0	0	0	4	
12	Team					0	2	2								
Totals			25-62	4-19	5-9	14	29	43	20	59	15	24	1	6	200	
FG % 1st Half:		10-32	31.3%	2nd half:	15-30	50.0%	Game:	25-62	40.3%							Deatball
3FG % 1st Half:		0-6	0.0%	2nd half:	4-13	30.8%	Game:	4-19	21.1%							Rebounds
FT % 1st Half:		4-6	66.7%	2nd half:	1-3	33.3%	Game:	5-9	55.6%							1,1

Score by periods	1st	2nd	Total
Auburn	35	49	84
New Mexico	24	35	59

## Game #8

### Wisconsin 50 • 4-3, 0-0 Big Ten

#	Player	Total		3-Pr		Rebounds			PF	TP	A	TO	Bk	Stl	Min	
		FG-FGA	FG-FGA	FT-FTA	Off	Def	Total									
01	Aileen Ford	1	2-7	0-3	3-4	5	1	6	2	7	2	4	0	1	29	
02	Nate Reuvers	1	7-9	0-1	2-4	1	4	5	5	16	0	5	1	0	30	
03	D/Mitrik Trice	g	4-12	1-7	2-2	0	7	7	1	11	0	0	1	32		
04	Kobe King	g	3-9	0-3	0-0	2	3	5	1	6	0	0	0	1	27	
05	Brad Davison	g	0-9	0-6	2-2	1	5	6	2	0	1	0	1	36		
06	Brevin Pritzl	g	2-7	1-6	1-2	1	2	3	2	6	1	0	0	1	22	
07	Tyler Wahl	g	0-0	0-0	0-0	0	0	0	0	0	0	2	0	10		
08	Trevor Anderson	g	0-0	0-0	1-2	1	2	3	1	2	2	0	0	0	14	
09	Team					1	0	1								
Totals			18-53	2-26	12-22	12	22	34	16	50	6	14	1	5	200	
FG % 1st Half:		7-18	38.9%	2nd half:	11-35	31.4%	Game:	18-53	34.0%							Deatball
3FG % 1st Half:		1-8	12.5%	2nd half:	1-18	5.6%	Game:	2-26	7.7%							Rebounds
FT % 1st Half:		5-7	71.4%	2nd half:	7-9	77.8%	Game:	12-16	75.0%							1

### New Mexico 59 • 6-2, 0-0 MW

#	Player	Total		3-Pr		Rebounds			PF	TP	A	TO	Bk	Stl	Min
		FG-FGA	FG-FGA	FT-FTA	Off	Def	Total								
01	BRAGG, Carlton	1	5-8	0-0	2-2	1	5	6	4	12	0	1	0	1	31
02	JACKSON, Vance	g	1-5	1-5	0-0	0	2	2	2	3	2	1	0	1	37
03	LYLE, JaQuan	g	5-14	1-4	3-5	2	7	9	2	14	2	1	0	0	28
04	MALUACH, Makuach	g	1-3	0-1	0-0	1	0	1	2	2	2	0			

# 2019-20 BOX SCORES AND RECAPS

## Game 10 - New Mexico 80, Boise State 78 Dec. 4, 2019 | Dreamstyle Arena - The Pit

### Lobos Extend Home Win Streak to 6-0

**ALBUQUERQUE, N.M.** --- Behind a career-high tying 31 points from redshirt-senior JaQuan Lyle, The University of New Mexico men's basketball team earned a thrilling 80-78 victory over Boise State in UNM's earliest conference opener in Mountain West history on Wednesday. With the victory, the Lobos extend their unbeaten streak at home to 6-0 and improve to 8-2 on the season.

The 8-2 start marks the best 10-game start since the 2012-13 season when the Lobos went 10-0 through the first 10 contests, eventually stretching the streak to 12.

The last time the Lobos were 6-0 at home was in the 2016-17 season when UNM ultimately went 7-0 before failing. Prior to that, it was a 9-0 streak in 2010-11.

With the victory, the Lobos improve to 12-5 in the series (7-2 in The Pit) and the contest marks the third straight game with the Broncos (4-3) that has been decided by one possession. Last season, UNM won 73-72 on Senior Night and in the previous meeting, it was Boise State that came out on top 73-71 on Feb. 2, 2018 - all three contests were in Albuquerque.

Wednesday night's exciting contest was a back-and-forth battle that resulted in 10 ties and 17 lead changes while UNM led for just 10:38.

After a first half that ended deadlocked at 39-39, the Lobos turned up the energy in the second half and battled for a four-point advantage (53-49) on a dunk by senior Corey Manigault in the 13:47 mark before getting out to a five-point lead on a layup from redshirt-senior Carlton Bragg Jr. with 10:16 left to play.

Bragg smashed a dunk and a layup within 39 seconds to keep The Pit crowd roaring and extend the Lobo lead.

The squads tied the score again at 68-68 with just 5:35 left on a Lyle free throw that marked the start of 10 straight Lobo free throws over the final stretch (11 total).

With the score 68-68, Boise State's RJ Williams, who is one of three Broncos to average scoring in double figures on the season, committed a personal foul under the Bronco basket. After exchanging words with Bragg, the pair received a double-technical foul, followed by another technical, to eject Williams and award Bragg a pair of free throws. Bragg made both, going 5-for-7 on the night from the stripe, to put UNM up by two, 70-68.

The fouls also put the Lobos in the double bonus with 2:46 left to play.

Lyle was awarded two more shots just 15 seconds later to give the Lobos a four-point advantage, 72-68 with 4:53 left.

Boise State got back on top 76-73 with 2:28 on the clock but the Lobos tied it back up 76-76 with a pair of free throws from Bragg and one from Lyle before Lyle put UNM back up by one (77-76) with his second of a pair with just 1:02 left.

Bragg put the Lobos back on top by just one with a layup in the paint with 34 seconds on the clock (79-78) and the clock wound down to three seconds left with the Lobos still holding the advantage.

Boise State attempted a go-ahead three on a right corner three from senior Alex Hobbs, who collected 14 points on the night, but the shot missed and Lobo redshirt-junior Zane Martin collected the defensive rebound and was fouled with 2.1 seconds left.

Martin made one of his two from the stripe to put UNM up by two (80-78) and Boise State attempted to fire the ball down court where Caldwell intercepted it, but went out of bounds. After official review, 0.9 seconds were put back on the clock and the Broncos called their final timeout to attempt one last shot, a corner three from leading-scorer Justinian Jessup (24 points). The shot missed its target for the 80-78 final.

On the night, UNM turned the ball over just six times marking a season low.

New Mexico is set to return to action on Saturday, Dec. 7 at 2 p.m. for its second Mountain West contest on the road in Laramie, Wyoming.

## Game 11 - New Mexico 79, Wyoming 65 Dec. 7, 2019 | Arena - Auditorium

### Lobos Top Wyoming 79-65 on the Road

**LARAMIE, Wyo.** --- For the third time in the last four contests, The University of New Mexico men's basketball team (9-2, 2-0 MW) held its opponent to less than 30 points in the first half on Saturday afternoon and used the 11-point halftime advantage to claim a 14-point victory over the Wyoming Cowboys (3-7, 0-2 MW) on Saturday afternoon. UNM topped Wyoming 79-65 as redshirt-senior Carlton Bragg Jr. registered his third double-double of the season, his second in the last three games.

Senior Corey Manigault led the Lobo scoring effort with 18 points to go along with seven rebounds while redshirt-junior JJ Caldwell nearly posted a triple-double on the day with eight points, 10 rebounds and nine assists. Redshirt-senior JaQuan Lyle collected 13 points while junior Makuach Maluach added 12.

Bragg, who collected a double-double at Arena-Auditorium last season as well (22 points, 20 rebounds), posted 15 points and 15 boards on the day to go along with three blocks and one steal.

Saturday's win marks the seventh time in the last eight seasons that the Lobos have kicked off conference play 2-0 and the second time in the last three meetings that UNM has earned a victory at Wyoming. UNM improves to 25-42 inside Arena-Auditorium with Saturday's win.

The Lobos outshot the Cowboys 48.3 percent to 37.5 percent from the floor while tying their season-high 47 rebounds and limiting Wyoming to just 29 boards, the third least the Lobos have allowed this season.

UNM kicked the contest off with the first basket from Bragg before extending the early lead to five, 8-3, on a Maluach layup at the 15:12 mark.

Wyoming tied it up with 9:02 left in the first half 10-10 before the Lobos used a 7-0 run, sparked by a Maluach layup to make it 17-10 Lobos with 7:39 left in the half. UNM extended its lead to 10 on a clutch three from sophomore Tavian Percy to make it 22-12 UNM.

Just 2:32 later, Manigault slammed an alley-oop from Caldwell at the 2:47 mark to make it a 15-point game, 32-17.

The Cowboys closed the first half on a 4-0 run for the 32-21 halftime score.

Bragg had collected a game-high nine rebounds at the halfway mark while Manigault led all scorers on the court with nine, followed by Maluach with eight.

The Lobos maintained the double-digit lead until the 15:11 mark when redshirt-sophomore and Saturday's leading scorer Hunter Maldonado registered a three with 14:55 on the clock to make it a nine-point game, 46-37.

The rally was short-lived, however. Nearly five minutes later, Lobo junior Vance Jackson, who finished last season averaging 13.1 points per game but has struggled so far this season to heat up from the floor, nailed a three to give UNM a 17-point advantage on the back of a 6-0 Lobo run that included a three from redshirt-junior Zane Martin.

The Lobos continued to pile on the points, getting out to as much as a 20-point lead with just 4:04 left (71-51) before the Cowboys started chipping away for the 14-point final, 79-65.

Wyoming was led by Maldonado who registered 27 points going 10-for-18 from the floor, 4-for-5 from three and 3-for-5 from the stripe. He also tied for the Cowboys' most rebounds with six.

The Lobos return to non-conference play on Saturday, Dec. 14 when they host the NM State Aggies in game two of the 2019-20 Rio Grande Rivalry. UNM topped NM State in Las Cruces on Nov. 21 by one, 78-77. The Lobos and the Aggies tip off on AT&T SportsNet inside Dreamstyle Arena - The Pit at 5 p.m. Saturday.

## Game 12 - New Mexico 69, NM State 62 Dec. 14, 2019 | Dreamstyle Arena - The Pit

### Make it a Sweep! Lobos Top Aggies 69-62 in The Pit

**ALBUQUERQUE, N.M.** --- For the first time since the 2015-16 season, The University of New Mexico men's basketball team earned a sweep over in-state rival NM State, capping this season's series with a 69-62 victory inside Dreamstyle Arena - The Pit on Saturday evening in front of over 14,000 fans. The win marked the fifth straight for the Lobos and UNM extended its home win streak to 7-0.

The Lobos (10-2) earned the first win over the Aggies this season on Nov. 21 in Las Cruces by a score of 78-77 before claiming the sweep on Saturday. With the loss, NM State is now 6-6 overall on the season while the Lobos continue their best start since 2012-13 when UNM went 12-0 to open its campaign.

Redshirt-senior Carlton Bragg Jr., on his birthday, racked up his fourth double-double of the season, his third in the Lobos' last four games, with 17 points and 17 rebounds. He drew a game-high 10 fouls and went 9-for-10 from the stripe to go along with a 4-for-5 mark from the floor. Bragg also collected four steals, an assist and a block on the evening.

"[Bragg's] offensive rebounding is at the professional level and it really changes the game for us," head coach Paul Weir said. "His running of the floor has always been terrific and having JaQuan and the other guys find him in transition resulted in some really amazing finishes. He's a great player who makes some very athletic, agile plays."

It was Bragg and classmate JaQuan Lyle who led UNM as Lyle finished with 16 points for his 10th game of the season registering double figures.

"It felt amazing to actually be a part of the win rather than sitting and watching like I did last year," Bragg said. "This win was amazing and it was definitely one of the best games I've ever played in."

While the Aggies outshot UNM 43.6 - 42.0 percent and outrebounded 35-33, UNM still persevered. The Aggies slowly built a six-point lead, 12-6, at the 13:35 mark before the Lobos tore away on a 10-1 run to take a three-point lead, 16-13, within four minutes. The run started with a Lyle jumper and a dunk by senior Corey Manigault before redshirt-junior Keith McGee put the Lobos on top with a layup under the basket, 14-13.

The Aggies pulled back ahead by one within 56 seconds, 17-16 before it was McGee again that put the Lobos back on top. NM State had the lead for just another 19 seconds before McGee drained a three to put the Lobos back on top, 19-17 - and the Lobo crowd went wild.

NM State's Jabari Rice, who entered the game second on the Aggies in scoring with 13.0 points per game, hit a pair of threes and a layup intermixed with a few Lobo free throws to put NMSU back up by seven with just 12:01 left in the half, but UNM battled back again with five straight points over the stretch. Junior Makuach Maluach nailed a jumper before Lyle knocked down one a three to make it a two-point game at the break, 33-31 Aggies.

UNM has entered halftime trailing just three times this season, and has now won two of those contests.

In the second half, the Lobos heated up and took off as they extended their 5-0 run at the end of the first half to a 10-0 run on a three by redshirt-junior Vance Jackson, 36-33 Lobos.

UNM continued the run until it was eventually 17-4 over 6:32. The exciting Lobo run was capped by a pair of back-to-back massive Bragg dunks, forcing NM State head coach Chris Jans to call a timeout, Lobos leading by seven, 42-37.

The Aggies tied the game again with 12:46 left on an open three by senior Trevelin Queen, who was coached by current UNM director of operations Ralph Davis at NM State prior to his arrival at NM State. Queen entered the game leading the Aggies in scoring with 14.9 points on the season and finished with a game-high 19 points on Saturday.

Queen hit another from 3-point range just 45 seconds later to give NM State its last lead of the matchup before the Lobos overtook them again on another McGee three with 10:16 left. UNM never again relinquished the lead and pushed it to as many as nine twice over the final 10 minutes. NM State called all of its timeouts and fouled through the end as UNM posted its last 10 points on free throws.

On the evening, UNM outshot the Aggies 82.1 - 40.0 percent from the free throw line, marking the highest percentage from the stripe this season. The Lobos led for 19:42, just edging NMSU's 16:48.

New Mexico is set to continue its four-game home stand with a quick contest on Tuesday, Dec. 17 when the Lobos host Grand Canyon at 7 p.m. MT.

## Game #10

### Boise St. 78 - 43, 0-1 MW

#	Player	Total			3-Pr			Rebounds			PF	TP	A	TO	Bk	Stl	Min
		FG	FGA	FT	FTA	Off	Def	Total	Off	Def							
22	RJ Williams	1	1	0-0	0-0	1	2	3	6	2	0	1	0	0	0	18	
00	Marcus Dickinson	g	6-9	4-6	0-1	0	1	1	1	16	3	1	0	0	32		
03	Justinian Jessup	g	8-17	6-10	2-2	0	3	3	4	24	2	2	1	1	37		
21	Derrick Abston	g	7-13	2-6	4-6	0	5	5	2	20	6	5	0	0	34		
24	Alex Hobbs	g	5-10	2-5	2-3	1	3	4	0	14	4	2	0	0	35		
10	RayJ Dennis	g	0-1	0-1	0-0	1	1	2	1	0	2	1	0	0	9		
11	Riley Abercrombie	g	0-0	0-0	0-0	0	1	1	0	0	1	0	0	0	4		
12	Max Rice	g	0-1	0-0	0-0	0	0	0	2	0	0	0	0	0	9		
29	Robin Jorch	g	0-1	0-0	2-2	2	3	5	4	2	1	0	1	0	22		
Team			2	2	4	2	2	4							200		
Totals		27-53	14-28	10-14	7	21	28	20	78	19	12	2	1	0	27		
FG % 1st Half:	15-28	53.0%	2nd half:	12-25	48.0%	Game:	27-53	50.9%	Deadball								
3FG % 1st Half:	7-14	50.0%	2nd half:	7-14	50.0%	Game:	14-28	50.0%	Rebounds								
FT % 1st Half:	2-3	66.7%	2nd half:	8-11	72.7%	Game:	10-14	71.4%							1		

### New Mexico 80 - 8-2, 1-0 MW

#	Player	Total			3-Pr			Rebounds			PF	TP	A	TO	Bk	Stl	Min
		FG	FGA	FT	FTA	Off	Def	Total	Off	Def							
15	Bragg, Carlton	g	6-11	0-0	5-7	4	5	9	4	17	0	1	2	0	27		
00	JACKSON, Vance	g	2-5	0-2	2-2	1	3	4	2	6	1	0	0	1	24		
05	LYLE, JaQuan	g	10-17	3-7	8-10	0	4	4	2	31	6	1	1	2	39		
10	MALUACH, Makuach	g	3-3	0-0	0-0	0	0	1	6	2	0	1	2	27			
11	CALDWELL, JJ	g	4-10	0-3	0-0	2	1	3	1	8	7	1	0	1	35		
00	MARTIN, Zane	g	1-6	0-2	2-4	1	1	2	3	4	2	1	0	1	21		
01	MANIGAU,LT, Corey	g	3-5	0-0	2-2	1	2	3	1	8	0	0	0	0	19		
03	MCCEE, Keith	g	0-0	0-0	0	0	0	0	0	0	1	1	0	0	9		
04	PERCY, Tavian	g	0-0	0-0	0	0	0	0	0	0	1	0	0	0	5		
Team			1	6	7										200		
Totals		29-57	3-14	19-25	10	22	32	14	80	19	6	0	5	7	200		
FG % 1st Half:	16-29	55.2%	2nd half:	13-28	46.4%	Game:	29-57	50.9%	Deadball								
3FG % 1st Half:	3-9	33.3%	2nd half:	0-5	0.0%	Game:	3-14	21.4%	Rebounds						3		
FT % 1st Half:	4-7	57.1%	2nd half:	15-18	83.3%	Game:	19-25	76.0%									

Officials: Doran Gotshall, Michael Greenstein, Tony Padilla  
Technical fouls: Boise St.-RJ Williams 2, New Mexico-BRAGG, Carlton.  
Attendance: 10301  
2019-20 Men's Basketball. Round: 0, Boise St. vs New Mexico. Played at Dream

Score by periods	1st	2nd	Total
Boise St.	39	39	78
New Mexico	39	41	80

## Game #11

### New Mexico 79 - 9-2, 2-0 MW

#	Player	Total			3-Pr			Rebounds			PF	TP	A	TO	Bk	Stl	Min
		FG	FGA	FT	FTA	Off	Def	Total	Off	Def							
15	Bragg, Carlton	g	9-9	0-0	3-4	4	11	15	3	15	1	4	3	1	26		
02	JACKSON, Vance	g	2-7	1-4	0-0	1	3	4	3	5	0	1	1	1	16		
05	LYLE, JaQuan	g	3-12	2-5	5-5	0	3	3	1	13	3	6	0	0	36		
10	MALUACH, Makuach	g	5-10	0-3	2-3	0	3	3	1	12	0	1	0	0	31		
11	CALDWELL, JJ	g	3-5	0-0	2-2	3	7	10	0	8	2	0	3	35			
00	MARTIN, Zane	g	1-4	1-2	0-0	1	1	4	3	1	3	0	1	10			
01	MANIGAU,LT, Corey	g	7-9	0-0	4-6	2	5	7	2	18	0	2	0	1	26		
03	MCCEE, Keith	g	0-1	0-1	0-0	1	1	1	0	0	0	0	0	5			
04	PERCY, Tavian	g	2-3	1-0	0-0	0	0	1	5	1	0	0	1	15			
Team			1	2	3										200		
Totals		29-60	5-17	16-20	12	35	47	15	79	15	19	4	10	200			
FG % 1st Half:	11-30	36.7%	2nd half:	18-30	60.0%	Game:	29-60	48.3%	Deadball								
3FG % 1st Half:	2-10	20.0%	2nd half:	3-7	42.9%	Game:	5-17	29.4%	Rebounds						2		
FT % 1st Half:	8-10	80.0%	2nd half:	8-10	80.0%	Game:	16-20	80.0%									

### Wyoming 65 - 3-7, 0-2 MW

#	Player	Total			3-Pr			Rebounds			PF	TP	A	TO	Bk	Stl	Min
		FG	FGA	FT	FTA	Off	Def										

# 2019-20 BOX SCORES AND RECAPS

## Game 13 - New Mexico 91, Grand Canyon 71 Dec. 17, 2019 | Dreamstyle Arena - The Pit

**Lobos Extend Win Streak to Six; Top GCU by 20**

**ALBUQUERQUE, N.M.** --- The University of New Mexico men's basketball team extended its win streak to six on Tuesday evening with a 91-71 rout of the visiting Grand Canyon 'Lopes (4-8). The contest marked the fifth time this season that the Lobo offense has reached 90 points.

With the victory, the Lobos improved to 11-2 overall to continue UNM's best start to the season since the 2012-13 season. In addition, UNM is now 8-0 at home inside Dreamstyle Arena - The Pit and 5-0 to open December.

The Lobos were led by a pair of 20 point scorers marking the first time since Nov. 17, 2018 against NM State that the Lobos have had a pair of players score 20+ points. Tuesday night, it was redshirt-seniors JaQuan Lyle who led with 21 points, followed by classmate Carlton Bragg Jr. who registered 20 points and 14 rebounds for his fourth double-double in the last five games.

Bragg went 7-for-10 from the floor and a perfect 2-for-2 from behind the arc for just his second and third career 3-pointers. He also registered a perfect 4-for-4 mark from the free throw line and an assist while Lyle was 6-for-9 from the floor, 4-for-5 from three and a perfect 5-for-5 from the stripe with six assists and a pair of steals.

The Lobos also debuted a new weapon on Tuesday night in Vante Hendrix, the Utah transfer who was declared eligible to play prior to Tuesday evening's contest. Hendrix tallied 12 points, all in the second half and all from behind the arc. He finished 4-for-6 from 3-point range.

Hendrix marked the third of five Lobos to score in double figures Tuesday including redshirt-juniors Vance Jackson (12) and Zane Martin (11). Jackson's 12 points marked a season high.

Overall, the Lobos outshot the 'Lopes 55.4 - 48.3 from the floor and 53.8 - 18.2 percent from 3-point range. UNM went a season-best 14-for-26 from behind the arc marking the most threes UNM has fired this season and the second time this season that the Lobos have scored more from 3-point range than their opponent (Grand Canyon made just two threes on the night, 2-11).

The Lobos also outrebounded 36-24 and capitalized on 12 GCU turnovers for 20 points.

GCU led for just 1:18 of the contest in the early minutes of the game. UNM got out by as many as three before a 6-1 run put the 'Lopes on top by two, 10-8, at the 13:40 mark.

The Lobos quickly rebounded however, with a 12-0 run that was started by a Lyle three, included a pair of Bragg dunks and was capped by a Bragg three. Bragg netted seven points in the run that put UNM up by double digits for the first time, 20-10.

UNM continued its dominating performance throughout the remainder of the first half before an 11-point UNM advantage (31-20) was whittled down to a four-point lead with 52 seconds left in the first half. GCU used a 7-0 run to close the gap to 31-27 but UNM worked the lead back to six, 37-31, at the break.

The Lobos exploded out of the second half with a 6-0 run on a pair of threes from Lyle and Jackson to make it a 12-point game, 43-31.

GCU got the contest back within eight 3:29 later before the Lobos embarked on a massive 11-0 run that was sparked by a dunk from junior Makuach Maluach followed by a free throw and a trio of threes from Lyle, Martin and Hendrix within 3:46.

The spurt put the Lobos up to 20, 59-39 with 12:25 left to play.

UNM held at least a 13-point lead for the rest of the matchup en route to the 20-21 victory.

The Lobos have two more home contests before heading back out on the road. UNM is set to take on Houston Baptist on Sunday, Dec. 22 at 12:30 p.m. inside Dreamstyle Arena - The Pit.

## Game 14 - New Mexico 107, Houston Baptist 88 Dec. 22, 2019 | Dreamstyle Arena - The Pit

**Lobos Make it 9-0 at Home; Win Streak Now at Seven**

**ALBUQUERQUE, N.M.** --- The University of New Mexico men's basketball team extended its win streak to seven on Sunday afternoon with a 19-point victory over the visiting Houston Baptist Huskies, 107-88. The contest marked the first time this season that UNM has reached triple figures.

Sunday's contest also marks the sixth time this season that UNM has scored 90+ points. The last time the Lobos (12-2) registered six games scoring 90 points or more before the end of December was 21 seasons ago, in 1998-99.

UNM is now 9-0 at home inside Dreamstyle Arena - The Pit this season marking the first time since the 2010-11 season that the Lobos have racked up nine consecutive wins in Albuquerque. UNM is also 6-0 in the month of December for the first time since 2011-12.

For the first time this season, UNM debuted a new starting lineup on Sunday afternoon after a pair of regular starters, redshirt-senior Carlton Bragg Jr. and redshirt-junior JJ Caldwell, missed Sunday's contest as announced prior to tipoff via media statement. In their place were redshirt-junior Zane Martin and senior Corey Manigault who combined for 40 points in the day.

It was Manigault who led the Lobos with 21 points going a near-perfect 9-for-10 from the floor followed by Martin with a season-high 19 points and six assists. Redshirt-senior JaQuan Lyle and junior Makuach Maluach also registered 19 points apiece. Redshirt-junior Vance Jackson posted a season-high 14 points to follow up his season best 12 points which he registered on Tuesday. All five starters scored in double figures on the day.

Houston Baptist (0-10), which boasts the third-toughest schedule in the nation according to KenPom ratings, was led by senior Jalon Gates who scored 30 points on the day. Gates is the first player this season to score 30 points against the Lobos.

Overall, UNM outshot HBU 64.1 to 51.5 percent from the floor and outrebounded 25-31 en route to the win. UNM also converted 14 Husky turnovers into 27 points compared to just 13 off of 10 for HBU.

The squads had seven lead changes through a close first half in which neither team was able to get ahead by more than six points before the Lobos went on a huge run in the second half to take the game. UNM had only trailed three times at the half this season, with a record of 2-1 when trailing at the break, but despite a two-point Lobo lead with 47 seconds left, HBU made a pair of layups in the final 31 seconds, including one at the buzzer, to take a two-point advantage at the break, 48-46.

HBU continued its run out of the break, extending it to 10-2 for a six-point lead (54-48) before the Lobos responded with a 16-0 run to take a 10-point lead at the 14:39 mark. The Lobos never trailed again.

The Lobo spurt included a big Maluach block followed by a Lyle-to-Manigault alley-oop that took the run to 11-0 and put UNM up 59-54, causing HBU to call a timeout.

Just 1:08 later, the Lobos extended the run to 16-0 on a Jackson steal that turned into a Martin fast-break layup on the other end. The play came just after a Manigault three from the left corner and the pair of plays caused the Huskies to call another timeout with 14:39 on the clock, when the Lobos led 10 (64-54).

UNM got ahead by as many as 22 points with 2:11 left on the clock en route to the 19-point final.

The Lobos are set to return to action on Sunday, Dec. 29, when they host UC Davis at 2 p.m. in The Pit. The contest will mark the last of the four-game home stand before UNM returns to the road to re-open conference play at San José State on New Year's Day.

## Game 15 - New Mexico 74, UC Davis 69 Dec. 29, 2019 | Dreamstyle Arena - The Pit

**Lobos Make it 10-0 with Exciting One Over UC Davis**

**ALBUQUERQUE, N.M.** --- The University of New Mexico men's basketball team improved to 13-2, 10-0 at home, on Sunday afternoon to finish out the month of December undefeated with a 74-69 victory over UC Davis (5-10). UNM also extended its win streak to eight as senior Corey Manigault led the Lobos with his first double-double of the season, registering 20 points and a season-high 11 rebounds.

Manigault's 11 rebounds matches his UNM career high, to go along with four steals and two assists on the day. He also posted just one turnover in a UNM career-high 38 minutes.

Manigault was one of five Lobos to register double figures on the day, followed by junior Makuach Maluach (14 points), redshirt-sophomore Vante Hendrix (13) and redshirt-juniors Vance Jackson (12) and Zane Martin (10). The contest marks the third straight that five Lobos have scored in double figures.

Hendrix had an outstanding day that included several key plays. Not only did he seal the victory with a steal and a dunk with four seconds left, but he registered four second-half dunks, three of which put the Lobos up after being either behind or tied to change the momentum in the Lobos' favor.

With the game tied at 64-64 with 3:24 left to play, it was Hendrix who registered the fast-break dunk to put UNM back on top, 66-64. Just 20 seconds later however, UC Davis' leading scorer on the season, Joe Mooney, drained a three to put the Aggies up by one with 2:23 left, 67-66.

Mooney had accumulated four fouls with 13 minutes to go in the second half and therefore played 23 minutes compared to his usual 29.8 minutes per game. UNM also held the senior, averaging 16.0 points per game, to just 13 points on the night.

A Lobo foul at the 1:54 mark allowed the Aggies to shoot - and miss - a pair of free throws and Martin drilled a jumper to put UNM back up by one, 68-67. The Lobos did not again relinquish the advantage.

Maluach made a layup in the paint with 51 seconds on the clock to put UNM up by three, 70-67, and on the defensive end of the floor, Martin made a huge block that caused UC Davis to call its final timeout.

The Aggies reduced the Lobo lead to one just once more on a layup with 20 seconds to go, 70-69, but a pair of free throws, one from Martin and one from Hendrix, put UNM up by three before the final nail in the coffin that was Hendrix' dunk at the four-second mark, 74-69.

The Lobos fielded just eight players on the night for just the fourth time this season (the first three against NM State and UTEP). Overall, UNM outshot UC Davis 43.6 - to 41.4 percent from the floor while shooting just 18.8 percent from behind the arc (3-16). UNM outrebounded the Aggies 42-34 and drew 24 fouls that UNM converted into 23 points from the stripe.

UNM also forced 20 turnovers, while committing 21, which the Lobos converted into 29 points compared to just 19 for the Aggies.

The Lobos led the game for 24:39 with the best scoring run of 8-0 coming in the first half en route to their 10th straight victory inside Dreamstyle Arena - The Pit this season. The last time the Lobos were 10-0 at home was in the 2009-10 season, when the Lobos eventually went 30-5 overall and earned a Mountain West Championship as well as a pair of NCAA Tournament contests.

With Sunday's game, UNM has wrapped up non-conference play and will return to Mountain West action on Wednesday with a New Year's Day contest on the road against San José State at 8 p.m. MT.

### Game #13

Grand Canyon 71 • 4-9, 0-0 WAC

#	Player	Total		3-Pr		Rebounds		PF	TP	A	T	Bk	Stl	Min.	
		FG	FGA	FG	FGA	FT	FTA								Off
25	Alessandro Lever	1	9-10	0-1	0-0	4	7	11	3	18	2	1	0	1	38
01	Isiah Brown	2	2-6	0-2	0-0	2	1	13	2	4	3	2	0	1	24
03	Mikey Dixon	3	3-14	0-2	4-6	0	1	11	3	10	0	1	0	1	37
10	Jovian Blacksher Jr.	3	5-10	0-1	2-3	2	1	3	2	12	8	5	1	3	37
23	Carlos Johnson	3	8-14	2-4	5-6	0	2	2	3	23	1	1	0	0	37
05	Louis Bangai	3	0-0	0-0	0-0	0	0	0	0	0	0	0	0	0	1
13	Lorenzo Jenkins	3	1-3	0-0	0-0	1	0	1	2	2	0	0	0	0	17
15	Raul Gardes	3	0-0	0-0	0-0	0	0	0	0	0	0	0	0	0	31
24	Bryce Okpoh	3	1-2	0-0	0-0	0	0	0	0	2	0	0	0	0	7
31	Ethan Spry	3	0-1	0-1	0-0	0	0	0	0	0	0	0	0	0	1
	Team					1	2	3							
	Totals		29-60	2-11	11-15	11	14	24	15	71	14	12	1	8	200
	FG % 1st Half:	14-30	46.7%	2nd half:	15-30	50.0%	Game:	29-60	48.3%						Deatbat
	3FG % 1st Half:	1-8	12.5%	2nd half:	1-3	33.3%	Game:	2-11	18.2%						Rebounds
	FT % 1st Half:	2-3	66.7%	2nd half:	1-1	75.0%	Game:	11-15	73.3%						0.1

New Mexico 91 • 11-2, 2-0 MW

#	Player	Total		3-Pr		Rebounds		PF	TP	A	T	Bk	Stl	Min.	
		FG	FGA	FG	FGA	FT	FTA								Off
13	MANIGAULT, Corey	1	7-10	2-2	4-4	5	9	14	3	20	1	3	0	34	
02	JACKSON, Vance	3	5-8	0-0	1-1	0	1	11	1	12	1	1	0	26	
05	LYLE, JaQuan	3	6-9	4-5	5-5	0	3	3	2	21	6	5	2	34	
10	MALUACH, Makuach	3	2-6	1-3	0-1	2	2	4	0	5	1	2	0	17	
11	CALDWELL, JJ	3	1-3	0-1	2-2	1	0	1	1	4	9	0	0	21	
02	MARTIN, Zane	3	4-7	1-3	2-2	0	3	3	2	11	3	3	0	19	
01	MANIGAULT, Corey	3	0-2	0-0	2-2	1	0	1	0	2	0	1	0	8	
03	MCCEE, Keith	3	1-2	0-1	0-0	0	2	3	2	0	1	0	0	8	
14	HENDRIX, Vante	3	4-8	4-6	0-0	0	3	3	12	1	0	0	1	18	
20	PATTERSON, Clay	3	0-0	0-0	0-0	0	0	0	0	0	0	0	0	1	
23	KUAC, Emmanuel	3	0-0	0-0	0-0	0	0	0	0	0	0	0	0	1	
30	WEGSCHEIDER, Kurt	3	0-0	0-0	0-0	0	1	1	0	0	0	0	0	2	
33	ARROYO, Jordan	3	1-1	0-0	0-0	0	0	1	1	2	0	0	0	1	
	Team					1	2	3							
	Totals		31-66	14-26	15-16	11	25	36	16	91	23	16	1	5	200
	FG % 1st Half:	12-23	52.2%	2nd half:	19-33	57.6%	Game:	31-66	55.4%						Deatbat
	3FG % 1st Half:	4-9	44.4%	2nd half:	10-17	58.8%	Game:	14-26	53.8%						Rebounds
	FT % 1st Half:	9-9	100.0%	2nd half:	6-7	85.7%	Game:	15-16	93.8%						0

Officials: Debra Carr, Kevin Brill, John Higgins

Technical fouls: Grand Canyon-Alessandro Lever; New Mexico-None.

Attendance: 9225

2019-20 Men's Basketball. Round: 0. Grand Canyon vs New Mexico. Played at Drea

Score by periods	1st	2nd	Total
Grand Canyon	31	40	71
New Mexico	37	54	91

FG - GCU 2nd-00:44, NM 2nd-00:17

Largest lead - GCU by 2 1:43-40, NM by 22 2nd-02:38

GCU led for 07:18, NM led for 36:27. Game was tied for 02:15.

Score led - 3 times.

Lead changed - 3 times.

Lead changed - 3 times.

### Game #14

Houston Baptist 88 • 0-10, 0-1 SLC

#	Player	Total		3-Pr		Rebounds		PF	TP	A	T	Bk	Stl	Min.	
		FG	FGA	FG	FGA	FT	FTA								Off
13	MANIGAULT, Corey	1	9-10	1-1	2-4	0	4	4	3	21	0	1	0	32	
00	Ryan McKenzie	3	3-4	0-0	0-0	1	0	1	1	3	6	2	0	24	
00	Ian DuBose	3	7-15	0-4	2-4	0	7	4	16	7	5	0	0	28	
10	Ty Dalton	3	5-5	0-0	0-0	3	3	4	6	5	0	0	0	23	
22	Jalon Gates	3	8-20	7-8	0	1	1	2	30	1	2	0	2	32	
02	Gon Murphy	3	0-1	0-0	0-0	0	0	0	0	0	1	0	0	7	
03	Jackson Stent	3	3-3	1-1	1-2	1	1	2	0	8	0	1	0	17	
04	Myles Pierre	3	3-4	1-1	0-1	0	5	6	3	7	1	1	2	31	
21	Noah Thomasson	3	1-3	0-0	0-0	0	0	0	2	2	0	0	0	9	
32	Brenjamin Uloko	3	1-0	0-0	1-2	1	2	3	3	3	1	1	0	16	
	Team					1	2	3							
	Totals		34-66	9-24	11-17	11	20	31	23	88	18	14	1	200	
	FG % 1st Half:	19-30	63.3%	2nd half:	15-36	41.7%	Game:	34-66	51.5%						Deatbat
	3FG % 1st Half:	8-14	57.1%	2nd half:	1-10										

# 2019-20 BOX SCORES AND RECAPS

## Game 16 - New Mexico 85, San José State 88 Jan. 1, 2020 | Provident Credit Union Event Center Late Energy Burst Too Late, Lobos Fall at SJSU

**SAN JOSE, Calif.** --- Despite a 14-point lead in the first half, The University of New Mexico men's basketball team (13-3, 2-1 MW) dropped a narrow, three-point final to the San José State Spartans (5-10, 1-2 MW) on the road on Wednesday. Despite the outcome, UNM had a pair of 25-point scorers including redshirt-senior JaQuan Lyle who registered his 1,000th career point in the contest.

The loss marks just the third to the Spartans in program history and the second straight on the road in the series. It also marks just the third Lobo New Year's Day loss in straight on history and snaps an eight-win streak that started Nov. 26 against Wisconsin.

It was Lyle and redshirt-junior Vance Jackson who led UNM with 25 points apiece while Jackson also posted a UNM career-high 13 rebounds for his first double-double of the season, his sixth as a Lobo. The pair combined for 20 points over the final stretch as the Lobos nearly executed an 18-point comeback to win in the final seconds.

Lyle also nearly posted a double-double in points and assists as he dished eight on the night while collecting a team-high three steals. The pair were joined in the double-digit scoring club by senior Corey Manigault (15 pts, 7 rebs) and redshirt-sophomore Vante Hendrix (13 pts, 5 rebs).

After a close first five minutes of the matchup, the Lobos exploded on a 17-2 run over 4:12 that put UNM up 23-9 at the 13:09 mark, but the Spartans rallied back with a 17-3 run to tie it up just 3:43 later, 26-26, with 9:26 left to play in the half. The squads battled and with the score tied 33-33 with 5:14 left in the first frame, it was SJSU that again broke free, finishing the last five minutes on a 13-3 run for a 10-point Lobo halftime deficit.

The Spartans led 46-36 at the break marking just the second time this season UNM has trailed by 10 or more at the break, the first was against Auburn on Nov. 25.

Despite being down by 10 at the half, UNM was outshooting SJSU from the floor 48.3 - 45.9 percent however, the Spartans had capitalized on 10 Lobo turnovers, converting 20 points, compared to just three points on just two SJSU turnovers in the first half. UNM left seven points on the free throw line, shooting 41.7 percent (5-12) through the first half from the stripe.

San José State increased its lead to as much as 18 points with 12:46 left to play before the Lobos began chipping away at the Spartan lead. It was at the 8:03 mark that a Manigault dunk made it a single-digit game, 68-59, and the Lobos' fighting spirit returned.

A pair of Jackson free throws with just less than seven minutes on the clock again made it a single-digit game (eight points) and a Lyle layup made it seven (72-65) before SJSU jumped back out by 13 with 5:17 left.

It was in the final 2:17 that the Lobos really turned on the gas.

SJSU led by 10 points on a jumper by senior Brae Ivey before Jackson and Hendrix nailed back-to-back threes to make it a four-point game, 84-80, with 1:07 left, sparking the Lobo bench and Lobo fans in attendance.

The threes kicked off an eventual 11-0 run that included a pair of Lyle free throws with 1:01 on the clock and a Martin layup to tie it up at 84-84 with less than 15 seconds left, causing SJSU to call a timeout.

Martin drew a foul in the paint and was awarded the and-one, which he made to put UNM up for the first time since the 5:14 mark in the first half, 85-84.

The Lobo defense attempted to retain the lead, but the breakout shooter of the night, junior Richard Washington, who headed into the contest averaging 7.4 points per game, sunk his seventh 3-pointer of the night to put SJSU back up by two, 87-85, with eight seconds left and the Lobos took a full timeout.

UNM reclaimed possession and hoped to reclaim the lead, but a fast dribble down the court with three seconds left resulted in another UNM turnover, kicked out of bounds, and the ball was given back to the Spartans, up by two.

An intentional Lobo foul to stop the clock allowed Ivey to register one more from the stripe to make it 88-85 and the Spartans took their final timeout, followed by UNM's final timeout as the Lobos attempted to work up one final play to tie it.

With less than two seconds on the clock, the Lobos attempted to bring the ball in from under the opposite basket and Lyle took a pass at half court, turned and shot the long three, but the ball hit the rim for the 88-85 final as time expired.

On the night, the Lobos outshot from the floor (49.2 - 47.8), but fired just 6-for-24 from three-point range (25 percent) compared to 12-for-33 for the Spartans. UNM committed 18 turnovers compared to just 12 for SJSU that resulted in 29 points for the Spartans compared to just 15 for UNM.

The Lobos return home for a pair of conference contests, starting with Fresno State on Tuesday, Jan. 7 at 9 p.m. MT on ESPNU.

## Game 17 - New Mexico 78, Fresno State 64 Jan. 7, 2020 | Dreamstyle Arena - The Pit Lobos 11-0 in The Pit; Down Fresno State, 78-64

**ALBUQUERQUE, N.M.** --- The University of New Mexico men's basketball team improved to 11-0 inside Dreamstyle Arena - The Pit for the first time since 2005-06 with a 78-64 win over Fresno State (5-11, 1-4 MW) on Tuesday night. With the victory, UNM is now 14-3 overall, 3-1 in conference play.

Redshirt-junior Vance Jackson led the Lobos with 29 points and 13 rebounds for his second straight 25-point game and double-double this season. His 29 points landed him just one shy of tying his career-high 30 points, which he also scored against Fresno State last season, on Feb. 17, 2019.

Jackson was nearly perfect from the floor on Tuesday night going 9-for-12, 6-for-7 from behind the arc and 5-for-7 from the stripe.

Redshirt-senior JaQuan Lyle also had a standout performance, posting UNM's first double-double in points and assists since Antino Jackson did so on Feb. 10, 2018, two seasons ago. Lyle racked up 14 points and 10 assists to go along with three steals.

The pair led four Lobos to score in double figures including junior Makuach Maluach, who was 3-for-6 from 3-point range, and senior Corey Manigault who posted 10 points.

Head coach Paul Weir also reached a landmark, hitting his 75th career win with the victory.

UNM went down by as many as nine early in the first half after an 8-0 Fresno State run made it 14-5 Bulldogs just under five minutes into the contest. Fresno State kept the lead until the 8:10 mark when an 8-0 run, capped by a Maluach triple, tied it up at 22-22.

The teams posted three more first-half ties before the Lobos scored 11 straight points, kicked off by another Maluach three, including a trio of Lyle free throws and a layup by redshirt-sophomore Vante Hendrix. The run was capped by another three from Jackson to make it an eight-point Lobo lead, 41-33, with 2:00 left on the clock. Fresno State scored four straight for the four-point halftime score, 41-37 Lobos.

At the break, Jackson had 17 points and the Lobos were outshooting the Bulldogs 43.3 - 38.9 percent from the floor.

UNM started the second half with six straight points to make it a 10-point game on a Maluach dunk at the 17:52 mark, 47-37. A Hendrix dunk again made it a 10-point Lobo lead with 12:35 left, 57-47.

With 5:35 left, Fresno State had reduced the Lobo lead to seven, but UNM embarked on a stellar 11-0 run over 3:33 to take its largest lead of the contest, 18 points (78-60), with just 2:02 to play. Over the final two minutes, Fresno State added four more points on a pair of layups for the 14-point final, 78-64.

Fresno State was led by freshman Orlando Robinson who posted 16 points and 12 rebounds. UNM held Bulldog senior New Williams, who scored 32 points on a Mountain West-record 10 3-pointers on Saturday, to just 10 points and a pair of threes.

The Lobos are set to return to action on Saturday, Jan. 11 when they host Air Force on STADIUM at 4 p.m. inside Dreamstyle Arena - The Pit.

## Game 18 - New Mexico 84, Air Force 78 Jan. 11, 2020 | Dreamstyle Arena - The Pit Lobos Remain Undefeated in The Pit; Top Air Force

**ALBUQUERQUE, N.M.** --- In one of its best shooting performances of the season, The University of New Mexico men's basketball team improved to 15-3 on the season (4-1 MW) with an 84-78 victory over Air Force (8-9, 2-3 MW) on Saturday afternoon in Dreamstyle Arena - The Pit. The win also extended the Lobos' home win streak to 12-0 which UNM has not done since the 2005-06 season.

UNM was led by five scorers in double figures for the sixth time this season. Despite fouling out with nearly four minutes left, it was redshirt-senior JaQuan Lyle who led the Lobos, netting 20 points for the second time in the last three games. He also added four assists, two rebounds, a steal and a block.

Following Lyle was redshirt-junior Zane Martin who scored 18 points, just one point shy of his most as a Lobo, while dishing a team-high five assists. Senior Corey Manigault added 16 points, six rebounds and three blocks while redshirt-senior Carlton Bragg nearly notched his sixth double-double of the season with 11 points and seven boards. The final Lobo to reach double figures was redshirt-sophomore Vante Hendrix who collected 10 points going a near-perfect 3-for-4 from the floor including 2-for-3 from 3-point range and 2-for-2 from the stripe.

On the night, UNM outshot Air Force in every category, firing at a clip of 57.7 percent from the floor (30-52) including 35.3 percent from behind the arc (6-17). From the stripe, the Lobos shot 72.0 percent (18-25), just edging the Falcons' 71.4 percent (10-14).

Not only was the Lobo offense hot, but the UNM defense was strong, holding the Falcon squad that entered the contest shooting 41.5 percent from behind the arc to just 28.6 percent from long range.

While Air Force was led by senior Lavelle Scottie, who tallied a game-high 26 points, the Lobos held Falcon leading scorer Ryan Swan to just 10 points. Swan entered the game averaging 19.3 points per game in conference play.

The squads traded 10-2 runs in the first half but ultimately UNM went into the locker room after three, 37-34, after Air Force whittled down a nine-point Lobo lead with 4:20 left in the half with an 11-5 run to close the first frame. UNM is now undefeated (11-0) on the season when leading at halftime.

It was Manigault that was the star performer of the first half, posting 11 points, five rebounds, three assists and a block in the first 20 minutes.

Redshirt-junior Vance Jackson opened the second half with a layup to increase the UNM advantage to five before Air Force went on a 7-0 run to jump ahead by two with 17:57 left. It was a fast-break Lyle 3-pointer 16 seconds later however, that stopped the run and put the Lobos back on top for the remainder of the game.

UNM took off, got the score to double digits on a Martin dunk at the 11:38 mark, and even got out to as much as a 12-point lead in the second half en route to the six-point final score.

With five, second-half Lobo scorers including two in the final minute from junior Makuach Maluach and senior Carlton Bragg Jr., the second half and the end of the contest had fans roaring and on their feet.

The Lobos forced Air Force to expire all of its timeouts, one of which came after a Martin-to-Maluach alley-ooop with 1:00 on the clock to make it a five-point game. The Bragg dunk came with just five seconds left, also assisted by Martin.

UNM will spend the next two games on the road, taking on Colorado State on Wednesday, Jan. 15, on ESPN3 before continuing the road trip with a Saturday contest at UNLV on Jan. 18 on CBS Sports Network. The Lobos return home on Tuesday, Jan. 21, as they host San José State at 8 p.m. on AT&T SportsNet.

### Game #16

New Mexico 85 - 13-3, 2-1 MW

#	Player	Total		3-Ptr		Rebounds		PF	TP	A TO	Bk	Stl	Min		
		FG	FGA	FG	FGA	FT	FTA							Off	Def
01	MANIGAUULT, Corey	1	7.8	0-0	1-2	1	6	7	1	15	2	4	2	33	
00	MARTIN, Zane	g	1-5	0-1	3-5	1	4	5	1	5	2	2	0	23	
02	JACKSON, Vance	g	7-14	3-8	4-10	4	9	13	1	25	1	4	1	37	
05	LYLE, JaQuan	g	10-16	1-5	4-5	1	3	4	2	25	8	6	1	39	
10	MALUACH, Makuach	g	1-5	0-2	0-2	1	0	1	2	2	1	1	0	22	
03	MOGEE, Keith	g	0-0	0-0	0-0	0	0	0	0	0	0	0	0	6	
04	PERCY, Tavian	g	0-1	0-1	0-0	0	1	1	3	0	1	0	0	12	
14	HENDRIX, Vante	g	4-12	2-7	3-3	1	4	5	3	13	2	1	0	28	
Team						2		4							
Totals		30-61		6-24		19-27		14		85		19		37	
FG % 1st Half:		14-29		48.3%		2nd half:		16-32		50.0%		Game:		30-61	
3FG % 1st Half:		3-11		27.3%		2nd half:		3-13		23.1%		Game:		8-24	
FT % 1st Half:		5-12		41.7%		2nd half:		14-15		93.3%		Game:		19-27	

San Jose St. 88 - 5-10, 1-2 MW

#	Player	Total		3-Ptr		Rebounds		PF	TP	A TO	Bk	Stl	Min		
		FG	FGA	FG	FGA	FT	FTA							Off	Def
11	Christian Anigwe	f	3-4	0-1	2-4	4	3	7	4	8	0	1	2	25	
35	Ralph Agee	f	5-7	0-0	0-0	3	4	7	4	10	2	2	1	24	
02	Brae Ivey	g	4-12	2-9	3-4	2	3	4	13	4	1	0	2	29	
09	Omali Moore	g	4-5	1-2	0-1	1	1	2	2	8	4	2	1	18	
13	Seneca Knight	g	3-11	0-5	4-7	1	7	8	10	4	3	0	2	37	
04	Zach Chappell	g	2-7	1-2	3-4	0	1	1	1	8	7	3	0	27	
08	Sam Japhet-Mathias	g	1-1	0-0	0-0	0	0	2	2	0	0	1	0	8	
21	Kaison Hammonds	g	1-1	1-1	0-0	0	0	0	3	0	0	0	0	3	
22	Richard Washington	g	9-19	7-13	0-0	1	4	5	2	25	1	0	0	29	
Team						0		3							
Totals		32-67		12-33		12-20		12		36		22		88	
FG % 1st Half:		17-37		45.9%		2nd half:		15-30		50.0%		Game:		32-67	
3FG % 1st Half:		7-19		36.8%		2nd half:		5-14		35.7%		Game:		12-33	
FT % 1st Half:		5-7		71.4%		2nd half:		7-13		53.8%		Game:		12-20	

Officials: Mike Reed, Bob Staffen, Chris Rastetter

Technical fouls: New Mexico-None. San Jose St.-Brae Ivey.

Attendance: 1288

2019-20 Men's Basketball. Round: 0. New Mexico vs San Jose St. Played at Prov

Score by periods	1st		2nd		Total
	pts	reb	pts	reb	
New Mexico	36	49	85		
San Jose St.	46	42	88		

Last FG - NM 2nd-00:16. SJSU 2nd-00:08.

Largest lead - NM by 14 1st-13:09. SJSU by 18 2nd-12:46.

NM led for 10:46. SJSU led for 25:57. Game was tied for 03:17.

Score tied - 6 times.

Lead changed - 11 times.

### Game #17

Fresno State 64 - 5-11, 1-4 MW

#	Player	Total		3-Ptr		Rebounds		PF	TP	A TO	Bk	Stl	Min		
		FG	FGA	FG	FGA	FT	FTA							Off	Def
10	Orlando Robinson	f	6-13	0-1	4-7	6	6	12	2	16	1	1	0	36	
09	New Williams	g	4-8	2-3	0-0	0	0	0	3	10	1	0	0	16	
03	Jarred Hyder	g	6-13	2-6	0-0	1	2	3	2	14	4	0	0	31	
13	Agur Agur	g	1-2	0-1	0-0	0	3	3	1	4	3	0	1	20	
25	Anthony Holland	g	2-5	2-5	1-2	1	8	9	2	7	1	1	0	35	
05	Jordan Campbell	g	2-14	0-4	4-8	1	1	2	3	8	1	4	1	29	
12	Mustafa Lawrence	g	0-1	0-1	0-0	1	0	1	0	1	0	1	0	9	
21	Assane Diouf	g	0-0	0-0	0-0	2	2	2	0	0	0	0	0	7	
32	Nate Grimes	g	3-10	0-0	1-3	5	4	7	2	7	2	0	1	17	
Team						2		3							
Totals		24-64		6-21		10-19		17		27		44		200	
FG % 1st Half:		14-36		38.9%		2nd half:		10-28		35.7%		Game:		24-64	
3FG % 1st Half:		4-10		40.0%		2nd half:		2-11		18.2%		Game:		6-21	
FT % 1st Half:		5-9		55.6%		2nd half:		5-10		50.0%		Game:		10-19	

New Mexico 78 - 14-3, 3-1 MW

#	Player	Total		3-Ptr		Rebounds		PF	TP	A TO	Bk	Stl	Min	
		FG	FGA	FG	FGA	FT	FTA							Off
01	MANIGAUULT, Corey	f	3-5	0-0	4-6	1	1	2	4	10	0	0	1	26
00	MARTIN, Zane	g	3-12	0-2	1-3	4	2	6	6	2	0	0	0	30
02	BRAGG, Carlton	g	5-12	6-7	5-7	1	12	13	1	29	2	1	0	32
05	LYLE, JaQuan	g	4-8	0-3	6-6	2	2	2	14	10	5	1	3	39
10	MALUACH, Makuach	g	5-10	3-6</										

# 2019-20 BOX SCORES AND RECAPS

## Game 19 - New Mexico 72, Colorado State 105 Jan. 15, 2020 | Moby Arena

### Lobos Suffer 4th Loss of the Season on CSU Threes

**FORT COLLINS, Colo.** --- In a record-breaking night for the Colorado State Rams (12-7, 3-3 MW), The University of New Mexico men's basketball team (15-4, 4-2 MW) fell by a score of 105-72 on the road on Wednesday night, breaking the Lobos' two-win streak in just their fourth loss of the season. UNM is now 10-2 over its last 12 games.

Colorado State broke a program record with 19 3-pointers on the night going an outstanding 67.9 percent from the field (19-28). The Rams were led by six scorers in double figures including freshman Isaiah Stevens who went 5-for-6 from 3-point range and 7-for-10 from the floor to total 19 points.

New Mexico was led by redshirt-junior Zane Martin who fired off 17 points going 7-for-11 from the floor including 2-for-3 from behind the arc and 1-for-2 from the stripe. Martin finished just two points shy of his 1,000th career point after totaling 815 at Towson. Martin has scored 183 points so far as a Lobo putting him at 998 career points heading into Saturday's game at UNLV.

Wednesday's 33-point loss marked UNM's largest defeat margin of the season after falling by 25 points to now-No. 4 Auburn. That week, the Lobos began receiving votes for the first time and suffered their largest loss of the season. Wednesday's outcome is similar as UNM received votes again for the first time since on the week before falling. The Lobos have however, shown a resiliency after losses, bouncing back after each loss of the season. UNM is 3-0 in 2019-20 after a loss.

Nineteen threes marks the most allowed by the Lobos this season after Boise State netted 14 on Dec. 4. The Lobo record for most threes made by an opponent is 20, which occurred just once in 2004.

Colorado State got out to a quick nine-point lead just three minutes into the contest, going a perfect 4-for-4 from behind the arc in the span. The Rams increased the lead to 12, 19-7, at the 15:10 mark with another three and kept piling on the points.

It was just midway through the first half that the game was out of hand with CSU leading by 20, 37-17.

At halftime, Colorado State was leading by 23, 56-33, with the largest lead a team has had at the break over UNM this season. The Rams were outshooting 56.8 percent from the floor compared to 45.5 percent for the Lobos and 68.8 percent from three (11-16) compared to 23.1 percent (3-13) for UNM.

The Lobos, who entered the game leading the nation in both free throws made and free throws attempted, did not have a single attempt in the first half while CSU had just three attempts as the teams combined for just nine called fouls in the first frame. On the night, both teams combined for just 22 free throw attempts on 28 total fouls.

UNM attempted a second-half comeback but with Colorado State rarely missing, the Lobos got no closer than 20 the rest of the way.

The end of the contest marked a great opportunity for the Lobo bench to work on development as redshirt-senior JaQuan Lyle exited the game with 11:46 left to play. Redshirt-junior Vance Jackson also departed early, leaving the game with 5:43 left in the first half with an injury while senior Corey Manigault saw limited minutes due to early foul trouble.

Standouts from the bench included freshman Emmanuel Kuac who pleasantly surprised fans with a 3-for-4 performance from the floor in his 11:46 on the court. He made the most of his time, exhibiting contagious energy and going a perfect 2-for-2 from 3-point range while collecting three rebounds and a steal. He registered his first career points on the night, totaling eight.

The Lobos will get not quite three days of rest before taking on UNLV in Las Vegas on Saturday at 4 p.m. on CBS Sports Network.

## Game #19

### New Mexico 72 • 15-4, 4-2 MW

#	Player	Total			3-Ptr			Rebounds			PF	TP	A	TO	Blk	Stl	Min
		FG	FGA	FT	FTA	FG	FGA	FT	FTA	Off							
01	MANIGAULT, Corey	1	5-7	0-2	2-3	0	0	1	5	8	0	4	0	1	23		
00	MARTIN, Zane	g	7-11	2-3	1-2	0	0	0	1	17	4	1	0	1	28		
02	JACKSON, Vance	g	2-4	0-1	0-0	1	2	3	0	4	2	0	0	0	14		
05	LYLE, JaQuan	g	4-8	1-4	0-0	0	5	5	4	9	1	8	0	3	28		
10	MAKUCH, Makuach	g	3-11	0-3	1-1	1	0	1	1	7	0	1	0	1	21		
03	MCGEHE, Keith	g	2-3	0-0	0-1	0	0	0	1	4	0	1	0	1	17		
04	PERCY, Tavian	g	2-4	0-0	2-2	0	1	1	0	6	0	1	0	0	18		
14	HERNDRIK, Vante	g	2-4	1-3	0-0	2	3	5	1	5	2	5	1	3	27		
20	PATTERSON, Clay	g	0-0	0-0	0-0	0	1	1	0	0	0	0	0	0	2		
23	KUAC, Emmanuel	g	3-4	2-2	0-0	0	3	3	4	8	0	0	0	1	12		
30	WEGSCHEIDER, Kurt	g	2-3	0-0	0-2	1	0	1	0	4	1	0	0	2	6		
33	ARROYO, Jordan	g	0-0	0-0	0-0	0	0	0	0	0	0	0	0	0	4		
	Team					1	1	2									
	Totals		30-59	6-18	6-11	6	17	23	15	72	10	21	1	13	200		

FG % 1st Half:	15-33	45.5%	2nd half:	15-26	57.7%	Game:	30-59	50.8%	Deadball
3FG % 1st Half:	3-13	23.1%	2nd half:	3-5	60.0%	Game:	6-18	33.3%	Rebounds
FT % 1st Half:	0-0	0.0%	2nd half:	6-11	54.5%	Game:	6-11	54.5%	

### Colorado St. 105 • 12-7, 3-3 MW

#	Player	Total			3-Ptr			Rebounds			PF	TP	A	TO	Blk	Stl	Min
		FG	FGA	FT	FTA	FG	FGA	FT	FTA	Off							
21	David Roddy	r	4-8	2-4	2-2	2	4	6	2	12	2	3	0	1	29		
31	Adam Thislewood	r	6-7	4-5	0-0	0	1	1	1	16	1	2	0	0	21		
32	Nico Garvachio	g	6-11	0-0	0-0	3	7	10	0	12	5	2	0	2	26		
03	Kendle Moore	g	5-7	4-4	3-3	0	1	1	2	17	1	2	0	4	23		
04	Isaiah Stevens	g	7-10	5-6	0-0	0	3	3	2	19	8	3	0	0	31		
00	Hyton Edwards	g	0-1	0-0	0-0	0	1	1	1	0	2	1	0	0	13		
01	Kris Martin	g	3-5	2-4	0-0	0	5	5	0	8	3	2	1	3	18		
05	P.J. Byrd	g	1-3	0-1	1-1	1	1	2	3	3	1	1	0	1	11		
11	Dischon Thomas	g	3-5	0-0	2-2	2	3	5	0	8	3	3	1	1	14		
22	Kyle Lukasiewicz	g	0-0	0-0	0-0	0	0	0	0	0	0	0	0	0	2		
23	John Tonje	g	3-7	2-4	2-3	0	1	1	2	10	1	0	0	0	12		
	Team					1	0	1									
	Totals		38-64	19-28	10-11	9	27	36	13	105	27	19	2	12	200		

FG % 1st Half:	21-37	56.8%	2nd half:	17-27	63.0%	Game:	38-64	59.4%	Deadball
3FG % 1st Half:	11-16	68.8%	2nd half:	8-12	66.7%	Game:	19-28	67.9%	Rebounds
FT % 1st Half:	3-3	100.0%	2nd half:	7-8	87.5%	Game:	10-11	90.9%	

Officials: Larry Spaulding, Verne Harris, John Higgins  
 Technical fouls: New Mexico-None. Colorado St.-None.  
 Attendance: 2502  
 2019-20 Men's Basketball, Round 0, Colorado St. vs New Mexico, Played at Moby

Score by periods	1st			2nd			Total			In	Off	2nd	Fast	Bench
	pts	reb	ast	pts	reb	ast	pts	reb	ast					
New Mexico	33	39	72											
Colorado St.	56	49	105											

Last FG - NM 2nd-00:25, CSU 2nd-01:44  
 Largest lead - NM by 2 1st-19:40, CSU by 39 2nd-01:44.  
 NM led for 00:27, CSU led for 28:13. Game was tied for 00:20.  
 Score tied - 0 times.  
 Lead changed - 3 times.

## Game #20

## Game #21