



ANDY GROSSMAN • ASSOCIATE ATHLETICS DIRECTOR/STRATEGIC COMMUNICATIONS • 4505 MARYLAND PARKWAY • LAS VEGAS • NV • 89154-0004
OFFICE: 702-895-3995 • CELL: 702-630-3949 • EMAIL: ANDY.GROSSMAN@UNLV.EDU • TWITTER: @UNLVSID

FRIDAY, JANUARY 17, 2020

2019-20 SCHEDULE/RESULTS

Record: 10-9 Home: 8-4
 MW: 5-1 Away: 2-4
 vs. Top 25: 0-0 Neutral: 0-1

Date	Opponent	Time/Res.	TV
10/25	W. COAST BAPTIST (EXH.)	W, 112-54	
11/5	PURDUE FORT WAYNE	W, 86-71	UNLVRebels.com
11/9	KANSAS STATE	L, 60-56 (OT)	ESPN3
11/12	at California	L, 79-75 (OT)	Pac-12 Networks
11/15	at UCLA	L, 71-54	Pac-12 Networks
11/18	ABILENE CHRISTIAN	W, 72-58	UNLVRebels.com
11/20	TEXAS STATE	L, 64-57	UNLVRebels.com
11/23	SMU	L, 72-68	StadiumFacebook
11/26	JACKSON STATE	W, 80-57	UNLVRebels.com
11/30	at Cincinnati	L, 72-65 (OT)	FS Ohio/ESPN3
12/4	at Fresno State *	W, 81-80 (2OT)	AT&T SportsNet
12/7	vs. BYU (in Salt Lake City)	L, 83-50	BYUtv
12/18	PACIFIC	L, 74-66	UNLVRebels.com
12/21	ROBERT MORRIS	W, 81-69	UNLVRebels.com
12/28	EASTERN MICHIGAN	W, 64-49	UNLVRebels.com
1/1	UTAH STATE *	W, 70-53	CBS Sports Network
1/4	AIR FORCE *	W, 71-59	ESPN
1/8	at Boise State *	L, 73-66	ESPN3
1/11	at Wyoming *	W, 78-69 (OT)	AT&T SportsNet
1/15	SAN JOSE STATE *	W, 98-87	AT&T SportsNet
1/18	NEW MEXICO *	3:00 PM	CBS Sports Network
1/22	at UNR *	8:00 PM	CBS Sports Network
1/26	SAN DIEGO STATE *	1:00 PM	CBS Sports Network
2/1	at Colorado State *	1:00 PM	ESPN3
2/5	at Utah State *	7:00 PM	CBS Sports Network
2/8	FRESNO STATE *	5:00 PM	ESPNU
2/12	UNR *	7:00 PM	ESPN3
2/15	at New Mexico *	3:00 PM	CBS Sports Network
2/18	COLORADO STATE *	7:30 PM	CBS Sports Network
2/22	at San Diego State *	4:30 PM	CBS Sports Network
2/26	BOISE STATE *	8:00 PM	CBS Sports Network
2/29	at San Jose State *	2:00 PM	AT&T SportsNet
3/4-7	MOUNTAIN WEST TOURN. % TBD	TBD	TBD

Home games in **BOLD CAPS**
 * - Mountain West game
 % - Thomas & Mack Center, Las Vegas
 All times Pacific


QUICK FACTS

Location: Las Vegas, NV 89154
 Founded: 1957
 Enrollment: 30,457
 Nickname: Runnin' Rebels
 Colors: Scarlet & Gray
 President: Marta Meana
 Director of Athletics: Desiree Reed-Francois
 Conference: Mountain West
 Arena: Thomas & Mack Center
 Capacity: 18,000
 Record in Arena: 496-129 (.794)/37th season
 All-Time Record: 1,298-576 (.693)/62nd season
 All-Time vs. Current MW: 365-177 (.673)
 Head Coach: T.J. Otzelberger
 UNLV Record: 10-9 (.526)/1st season
 Career Record: 80-42 (.656)/4th season
 UNLV's 2018-19 Record: 17-14/10-7 MW (T-4th)
 2019 Postseason: None

RUNNIN' REBELS HOST NEW MEXICO SATURDAY AT 3 PM

Second-place UNLV has started MW play 5-1, fans encouraged to wear black



UNLVREBELS.COM

NEW MEXICO (15-4, 4-2 MOUNTAIN WEST)

at

UNLV (10-9, 5-1 MOUNTAIN WEST)

DATE: Saturday, January 18
TIME: 3 p.m.
SITE: Tarkanian Court, Thomas & Mack Center (18,000), Las Vegas
TV/VID.: CBS Sports Network (Andrew Catalon, Steve Lappas)
RADIO: ESPN Radio 1100 AM (Jon Sandler, Curtis Terry, sideline: Steve Cofield)
AUDIO: UNLV Gameday App/TuneIn & UNLVRebels.com
STATS: Live Stats at Gameday App & UNLVRebels.com




After winning six of its last seven games and starting Mountain West play 5-1, the UNLV men's basketball team will host New Mexico at the Thomas & Mack Center on Saturday, Jan. 18 at 3 p.m.


The Runnin' Rebels (10-9, 5-1) have won five straight at the Thomas & Mack Center. Saturday's game will be a blackout with all fans being encouraged to wear black. 250 lucky fans in attendance will win a black UNLV jersey, and the athletics department is offering a "Break Game" special as students are still on winter break. A four-pack of tickets for that game are just \$64 in the lower bowl. Tickets start at just \$16 if purchased at least a day in advance at UNLVtickets.com, by calling 702-739-FANS or by visiting the Thomas & Mack Center Box Office.

Junior guard Amauri Hardy leads four UNLV players averaging in double-figure scoring with 14.9 points per game (9th in MW), while junior forward Mbacke Diong is the team's leading rebounder with 9.1 per contest (5th in MW). UNLV is under new leadership this year in head coach T.J. Otzelberger.


New Mexico (15-4, 4-2) is in its third year under head coach Paul Weir. The Lobos had won 10 of 11 games before falling at Colorado State, 105-72, on Wednesday. JaQuan Lyle leads the team in scoring with 16.9 ppg (5th in MW). Carlton Bragg was the leading rebounder (10.3 rpg), but he is no longer with the team. Lyle also leads the team and the conference in assists with 5.7 per game.

Saturday's game will be televised nationally by CBS Sports Network with Andrew Catalon and Steve Lappas calling the action. Jon Sandler, former Runnin' Rebel Curtis Terry and Steve Cofield (sideline reporter) will handle the UNLV radio call, which may be heard live on ESPN Radio 1100 in Las Vegas and online via the UNLVGameday App and TuneIn (link at UNLVRebels.com).


FOLLOW THE RUNNIN' REBELS ON SOCIAL MEDIA




/UNLVRunninRebelBasketball
/UNLVAthletics




@TheRunninRebels
@UNLVAthletics



/RunninRebels
/UNLVAthletics



/UNLVAthletics



/UNLVAthletics

UNLVREBELS.COM



ASSOCIATED PRESS POLL

Week 11 - Monday, January 13

Table with 4 columns: RANK, TEAM, RECORD, VOTES. Lists 25 teams including Gonzaga, Baylor, Duke, Auburn, Butler, Kansas, San Diego State, Oregon, Florida State, Kentucky, Louisville, West Virginia, Dayton, Villanova, Michigan State, Wichita State, Maryland, Seton Hall, Michigan, Colorado, Ohio State, Memphis, Texas Tech, Illinois, and Creighton.

OTHERS RECEIVING VOTES: Iowa 88, Stanford 77, Arkansas 65, Indiana 50, Virginia 41, Penn State 36, LSU 30, Arizona 20, Wisconsin 19, Liberty 11, Northern Iowa 10, Purdue 10, Washington 9, Duquesne 9, Rutgers 8, TCU 8, Virginia Tech 5, Houston 4, Oregon State 4, BYU 3, East Tennessee State 2, Akron 1, Harvard 1, USC 1, Saint Mary's 1

DROPPED FROM RANKINGS: Virginia 18, Penn State 20, Arizona 24

USA TODAY COACHES' POLL

Week 11 - Monday, January 13

Table with 4 columns: RANK, TEAM, RECORD, VOTES. Lists 25 teams including Gonzaga, Baylor, Duke, Auburn, Butler, San Diego State, Kansas, Oregon, Florida State, Louisville, Dayton, Kentucky, West Virginia, Michigan State, Villanova, Wichita State, Maryland, Seton Hall, Ohio State, Michigan, Colorado, Memphis, Texas Tech, Iowa, and Stanford.

OTHERS RECEIVING VOTES: Creighton 53, Virginia 51, Arkansas 44, Indiana 38, Arizona 37, Illinois 33, Penn State 23, LSU 22, Rutgers 19, Houston 18, Wisconsin 17, Purdue 15, Northern Iowa 10, TCU 7, Saint Mary's 6, Marquette 6, Xavier 4, New Mexico 3, Liberty 2, Providence 1, Yale 1

DROPPED FROM RANKINGS: Virginia 18, Penn State 20, Arizona 24

THE UNLV RUNNIN' REBELS (10-9, 5-1 MOUNTAIN WEST)

- The 2019-20 season marks the first for UNLV under new head coach T.J. Otzelberger.
• Otzelberger was hired in March after an extremely successful three-year tenure as head coach at South Dakota State.
• Otzelberger's Jackrabbits were one of the top offensive teams in the nation, ranking in the top 10 among all NCAA teams in scoring during the last two seasons: 2017-18 (7th), 2018-19 (5th).
• Otzelberger's UNLV coaching staff includes Tim Buckley, Kevin Kruger and DeMarlo Slocum.
• This year's Runnin' Rebel team returned six letterwinners, including two starters, from last season (17-14 overall, 11-7 Mountain West, T-4th).
• The team welcomed five newcomers that are eligible this season and two additional transfers who must sit out the year as redshirts.
• Junior guard Amauri Hardy is the team's returning leading scorer (13.1 ppg), while junior forward Mbacke Diong (6.8 rpg) is the leading returning rebounder.
• UNLV's roster includes no freshmen.
• UNLV was picked to finish seventh in this year's Mountain West race by the media in October.
• UNLV started 3-0 in Mountain West play with a double-overtime win at Fresno State on Dec. 4, a 70-53 win over Utah State at home on Jan. 1 and a 71-59 home win over Air Force on Jan. 4.
• UNLV's 5-1 start to conference play matches last year's when the Runnin' Rebels were 5-1 before suffering their second MW loss.
• UNLV's five-game home win streak is its longest in four years (2015-16).

THE NEW MEXICO LOBOS (15-4, 4-2 MOUNTAIN WEST)

- New Mexico is in its third year under head coach Paul Weir. He has a 48-37 (.565) record with the Lobos and a career mark of 76-43 (.639) over four years as a collegiate head coach.
• The Lobos had won 10 of 11 games before falling at Colorado State, 105-72, on Wednesday.
• In Wednesday's loss at CSU, the Rams set a program record with 19 3-pointers.
• UNM returned seven letterwinners from last year's team, including two starters.
• UNM was picked to finish third in this year's Mountain West standings in the media's preseason poll.

SERIES HISTORY

- This will mark the 61st meeting between UNLV and New Mexico in men's basketball.
• UNLV leads the all-time series 35-25.
• UNLV has won two straight over the Lobos, but has lost three of the last five.
• UNLV is 20-11 all-time vs. UNM at home.
• The Runnin' Rebels swept the season series last year winning at The Pit 80-69 and at home 74-58.
• UNLV is 365-177 (.673) all-time vs. teams that currently make up the Mountain West.

UP NEXT...

After hosting New Mexico, UNLV will head back out on the road and play at UNR on Wednesday, Jan. 22. The 8 p.m. game will be televised by CBS Sports Network. Following that, the Runnin' Rebels will return home to host San Diego State for a rare Sunday game, Jan. 26 at 1 p.m.

TICKETS

Season tickets, mini-plans, group and single-game tickets are all on sale now. Visit UNLVtickets.com, call 702-739-FANS (3267) or stop by the Thomas & Mack Center Box Office to purchase or for more information.



2019-20 MOUNTAIN WEST STANDINGS

Table with columns: Through Fri., Jan. 17 (API/USA Rank), MW Games (W, L, Pct.), All Games (W, L, Pct.). Rows include San Diego St. (7/6), UNLV, New Mexico (NR/RV), UNR, Utah State, Colorado State, Air Force, Boise State, San Jose State, Fresno State, Wyoming.

UNLV'S 2019-20 RECORD WHEN IT...

Table listing various game scenarios and their records, such as 'plays at home' (8-4), 'shoots a higher FG% than opponent' (10-0), 'wins 3-0 in Mountain West play', etc.

SATURDAY'S PROMOTIONS...

- BLACKOUT: Saturday vs. New Mexico at 3 p.m. is being advertised as a blackout. All fans are being asked to wear black to the game. In addition, 250 lucky fans in attendance will win a black UNLV jersey.
• BREAK GAME 4-PACK: Also, on Saturday vs. New Mexico, the Athletics Department is offering a "Break Game" special as students are still on winter break. A four-pack of tickets for that game are just \$64 in the lower bowl. Must be purchased by Friday, Jan. 17.

HAMILTON EARN'S FIRST MOUNTAIN WEST PLAYER OF THE WEEK AWARD

UNLV sophomore Bryce Hamilton was named Mountain West Men's Basketball Player of the Week on Jan. 6. It was his first career weekly honor and also the first for a Runnin' Rebel player this season. Originally from Pasadena, California, the 6-foot-4-inch guard led UNLV in scoring the previous week with 35 points (17.5 points per game), while shooting a blistering 79 percent from the field (15 of 19) in just 20.5 minutes per contest.

INJURY BUG

UNLV has been without two starters for various periods of time this season. Junior guard Jonah Antonio missed six straight games because of a hand injury before returning vs. Pacific, while senior guard Elijah Mitrou-Long broke his thumb during practice following the Cincinnati game and is expected to be out 6-8 weeks, which would put his return approximately mid-to-late January.

WIN STREAK

UNLV had its four-game win streak snapped with the loss at Boise State on Jan. 8. Prior to that, the Runnin' Rebels defeated Robert Morris, Eastern Michigan, Utah State and Air Force for its first win streak of the season. Robert Morris on Dec. 21 and Eastern Michigan on Dec. 28 was the first time this year that UNLV won two straight contests.

5 STRAIGHT VICTORIES AT HOME

UNLV has won each of its last five home games. The five-game Thomas & Mack Center win streak marks the Runnin' Rebels' longest since also winning five straight at home four years ago (2015-16). The last time UNLV won six consecutive at the TMC was in 2014-15.

FROM WALK-ON TO STARTING POINT GUARD

Sophomore guard Marvin Coleman, who began his UNLV career as a walk on, earned a scholarship prior to the start of the 2019-20 season. He has taken full advantage of the opportunity, working his way into the starting lineup. In his first five games played this season, he averaged 6.4 minutes played per game, but over his last 10 games, which have included eight starts, he has played 30.9 minutes per contest.

GETTING DEFENSIVE

Eastern Michigan's 49 points was a season low by a UNLV opponent and the fewest points given up by a Runnin' Rebel team since holding New Mexico Highlands to 45 on Nov. 16, 2015. Then, in their next game, the Runnin' Rebels limited Utah State to just 53 points, which was the Aggies' lowest point total of the season. UNLV held Utah State to just 2 of 19 on 3-pointers (10.5 percent) and 17 of 52 overall from the field (32.7 percent).

3-0 START IN MOUNTAIN WEST PLAY

Prior to its loss last Wednesday at Boise State, UNLV started Mountain West play with a 3-0 record, leaving UNLV as one of the last three teams in the league without a conference loss. The others were No. 7 San Diego State and UNR. It marked just the second time in its history that UNLV has started the MW season 3-0. UNLV has matched last year's MW start of 5-1. If it can win Saturday, it will be UNLV's first 6-1 start in MW play in 12 years (2007-08).

OUTREBOUNDING THE OPPONENT

UNLV has outrebounded its opponent in 15 of its 19 games this season. UNLV is 9-6 in those contests.

IS FIELD-GOAL PERCENTAGE THE KEY?

UNLV is 10-0 this season when shooting a higher field-goal percentage than its opponent. In addition, when the Runnin' Rebels hold their opponents to 59 points or less, they are 5-0.



UNLV IN THE 2019-20 MOUNTAIN WEST STATISTICS

Through Friday, January 17

Team Category	All Games		MW Games	
	Rank	Stat.	Rank	Stat.
Scoring Offense	8	70.4	3	77.3
Scoring Defense	5	68.4	2	70.2
Scoring Margin	9	+2.0	2	7.2
FT Percentage	7	.714	8	.720
FG Percentage	8	.430	7	.434
FG Pct. Defense	5	.416	1	.374
3FG Percentage	9	.317	10	.302
3FG Pct. Defense	7	.337	4	.322
Reb. Offense	2	38.9	1	43.3
Reb. Defense	1	30.6	2	31.3
3FG Made	10	7.2	8	7.5
Reb. Margin	1	+8.3	1	12.0
Blocks	6	3.1	5	3.3
Assists	9	12.4	7	12.8
Steals	6	5.7	4	6.3
Turnover Margin	11	-2.5	11	-2.5
Assist/TO Ratio	10	0.8	9	0.9
Offensive Rebounds	1	12.9	1	13.5
Defensive Rebounds	7	26.0	1	29.8

Individual * Category	Player	All Games		MW Games	
		Rank	Stat.	Rank	Stat.
Scoring	Hardy	9	14.9	15	14.7
	Hamilton	-	-	7	18.3
Rebounding	Diong	5	9.1	4	8.8
	Tillman	17	5.3	19	5.8
	Hamilton	-	-	13	6.3
FG Pct.	Hardy	12	.390	-	-
	Hamilton	-	-	3	.532
Assists	Hardy	9	3.5	6	4.0
	Coleman	-	-	11	3.2
FT Pct.	Hardy	9	.778	15	.759
	Tillman	12	.765	8	.800
	Coleman	-	-	3	.889
Steals	Coleman	11	1.1	5	1.5
3FG Pct.	Antonio	-	-	8	.333
3FG Made	Hardy	7	2.2	13	2.0
	Antonio	-	-	4	3.0
Blocks	Diong	3	1.4	2	2.2
	Blair	9	0.7	10	0.8
	Tillman	-	-	19	0.6
Ast/TO Ratio	Hardy	10	1.3	6	1.8
	Coleman	-	-	10	1.3
Off. Reb.	Diong	3	3.5	4	2.6
	Hamilton	12	1.6	9	2.5
	Tillman	-	-	14	1.6
Def. Reb.	Diong	6	5.6	4	6.2
	Tillman	-	-	19	4.2
Min. Played	Hardy	3	35.3	4	36.0

* Must appear in at least 75% of team's games to be ranked

UNLV IN THE 2019-20 NCAA STATISTICS

Through Wednesday, January 15

Team (Top 100) Category	Rank	Stat.
Total Rebounds	9	739
Rebound Margin	14	8.3
Free Throws Made	22	285
Free Throw Attempts	23	399
Offensive Rebounds Per Game	28	12.9
3-Point Field Goal Attempts	61	432
Total Rebounds Per Game	64	38.9

Individual (Top 100) Category	Player	Rank	Stat.
Total Rebounds	Diong	20	173
Off. Reb. Per Game	Diong	30	3.5
Free Throws Made	Tillman	52	75
Rebounds Per Game	Diong	54	9.1
Total FG Attempts	Hardy	54	246
Free Throw Attempts	Tillman	55	98
3-Point FG Attempts	Hardy	61	122
Total Blocks	Diong	66	27
Total 3-Point FG Made	Hardy	97	42

TILLMAN AND HAMILTON STEP UP BIG IN MOUNTAIN WEST OPENER

In UNLV's conference-opening double-overtime win at Fresno State on Dec. 4, junior forward Donnie Tillman and sophomore guard Bryce Hamilton stepped up big to help propel the Runnin' Rebels to victory. Tillman tallied a career-high 28 points on 7 of 15 from the field, including 13 made free throws, while Hamilton recorded his first career double-double with career highs of 21 points and 14 rebounds. He was 7 of 18 from the field, making 3 of 8 3-pointers. He also dished out four assists with just one turnover and also had a steal.

HAMILTON HOT

Sophomore guard Bryce Hamilton has scored in double figures in six straight games and 11 times overall this season. Last year as a freshman, he tallied double digits in scoring in just three games. In conference play, Hamilton leads the team in scoring with 18.3 ppg and is second in rebounding with 6.3 rpg.

TOTAL TEAM EFFORT

In UNLV's win vs. Robert Morris on Dec. 21, the Runnin' Rebels used a starting lineup that hadn't played together all season: senior forward Nick Blair, senior forward Vitaliy Shibel, junior forward Mback Diong, sophomore guard Jay Green and sophomore guard Marvin Coleman. In all, 11 players saw action for UNLV with four scoring in double figures, including two with career highs: Coleman with 16 points and Shibel with 13 points.

MARGINS OF VICTORY

UNLV's 17-point win over Utah State was its largest margin of victory of the year. Previously, UNLV's biggest wins were 15-point over Eastern Michigan (64-49) and Purdue Fort Wayne (86-71).

CLOSE GAMES

26 percent of UNLV's games this season have gone to overtime (5 of 19). The Runnin' Rebels are 1-3 in single overtime games this season and are 1-0 in double overtime contests.

EARLIEST ROAD GAME IN PROGRAM HISTORY

UNLV's first road game at California on Nov. 12 marked its earliest road game to start a season in program history. For comparison, last year's first road game for the Runnin' Rebels wasn't until Dec. 8 at Illinois. Prior to this year, UNLV's earliest road game in its history was on Nov. 17, 2007 at San Diego under Lon Kruger.

EARLIEST CONFERENCE GAME EVER

The Dec. 4 game at Fresno State was UNLV's earliest start to conference play in program history. The reason for the early Mountain West start this season is that the conference tournament will take place a week earlier than normal because of a major convention in Las Vegas. UNLV's previous earliest start to conference play was on Dec. 15, 1988 vs. UC Irvine when it began Big West action.

BACK-TO-BACK OVERTIME LOSSES FOR THIRD TIME IN PROGRAM HISTORY

With back-to-back overtime losses vs. Kansas State on Nov. 9 and at Cal on Nov. 12, it marked just the third time in program history that UNLV has dropped back-to-back games in overtime. The last time prior to this season was during 2017-18 (Nov. 29 at Northern Iowa, Dec. 2 vs. Arizona) and the time before that was in 2008-09 (Feb. 3 vs. San Diego State, Feb. 7 at New Mexico). UNLV has played back-to-back overtime games only five times in its history. The other years: 2011-12 (W, W) and 1960-61 (the only time UNLV has played three straight overtime games: L, W, L).

FIVE OVERTIME GAMES IN ONE SEASON

UNLV has gone 2-3 in its five overtime games this season. The last time UNLV played five overtime games in one season was in 2017-18 under Marvin Menzies. That squad also was 2-3 in such contests. UNLV has never played six overtimes in a season.

HARDY SCORES 20+ FOUR TIMES, HAMILTON TWICE

Junior guard Amauri Hardy has scored 20 or more points four times this season: a career-high 27 vs. Kansas State, 25 vs. Abilene Christian, 20 vs. Jackson State and 21 vs. Air Force. He was the only Runnin' Rebel this season to break the 20-point barrier until senior guard Elijah Mitrou-Long tied his career-high with 29 points at Cincinnati. Now four Runnin' Rebels have broken the 20-point barrier as junior forward Donnie Tillman and sophomore guard Bryce Hamilton had 28 and 21, respectively, at Fresno State. Hamilton has now scored 20 or more twice this season (20 vs. Utah State). Hardy has scored 20 or more points nine times in his career. He leads the team this season with 14.9 points per game, which ranks ninth in the Mountain West.



THE T.J. OTZELBERGER ERA

The 2019-20 season marks the first for UNLV under head coach T.J. Otzelberger. Formally introduced in late March as the new head coach of the Runnin' Rebels, Otzelberger came to Las Vegas after most recently serving as head coach at South Dakota State, leading the Jackrabbits to two NCAA Tournaments and one NIT appearance in his three years at the helm. Otzelberger lifted the program at SDSU to new heights during his three-year tenure (2016-2019), where he compiled an overall record of 70-33, led the team to three straight postseason appearances, clinched the outright regular-season Summit League title the past two seasons, and earned the conference's Coach of the Year honors. Under Otzelberger, the Jackrabbits were one of the top offensive teams in the nation, ranking in the top 10 among all NCAA teams in scoring during the last two seasons: 2017-18 (7th), 2018-19 (5th). Prior to SDSU, Otzelberger served on the coaching staffs at Iowa State and Washington. A native of Milwaukee, Wisconsin, Otzelberger, 42, earned a degree from the University of Wisconsin-Whitewater where he played collegiately and was a two-year team captain. His coaching career started at Burlington Catholic Central High School in Wisconsin before spending one season at Chipola JC in Florida. Otzelberger is married to Alison Lacey, a former Iowa State standout who also played for the WNBA's Seattle Storm. The couple has three children, Jayce, Olivia and Stella.

ROSTER MAKEUP

UNLV returned seven letterwinners from last year's team, including two starters, while it has welcomed five newcomers that are eligible to play this season. The returning starters are junior guard Amauri Hardy, the Runnin' Rebels' leading returning scorer (13.1 ppg), and junior forward Mbacke Diong (6.8 rpg), the team's leading returning rebounder. Other contributors from last year's team that are back include Bryce Hamilton, Nick Blair, Cheickna Dembele and Marvin Coleman. Newcomers that have made an impact this season are Jonah Antonio, Donnie Tillman, Elijah Mitrou-Long and Vitaliy Shibel. Tillman was named the 2018-19 Pac-12 Sixth Man of the Year as a sophomore at Utah. In a bit of an anomaly, UNLV has no freshmen on this year's roster.

"3-POINT GOAL..." - UNLV HOLDS NCAA RECORD

UNLV holds the NCAA record for most consecutive games scoring at least one 3-pointer. Since the 3-point field goal was adopted by the NCAA in 1986-87, UNLV has converted at least one 3-pointer in all 1,089 games played.

2020 RECRUITING CLASS

Coach Otzelberger and his staff have hit the ground running at UNLV in the area of recruiting. The Runnin' Rebels' 2020 class has been ranked as high as No. 9 in the nation.

AT THE THOMAS & MACK CENTER

The 2019-20 season marks the 37th year of Runnin' Rebel basketball in the Thomas & Mack Center. UNLV has posted an all-time record of 496-129 (.794) in the arena since it opened in 1983.

62ND YEAR OF RUNNIN' REBEL BASKETBALL

The 2019-20 season marks the 62nd year of Runnin' Rebel basketball at UNLV. Since the program's inception in 1958-59, the Runnin' Rebels have posted an all-time record of 1,298-576 (.693).

FIFTH-WINNINGEST PROGRAM EVER

With an all-time record of 1,262-557 (.694) against four-year American institutions (entering the 2019-20 season), UNLV ranks as the fifth-winningest program by percentage in NCAA Division I history (min. 25 years in Div. I). The only schools ahead of UNLV are Kentucky, North Carolina, Kansas and Duke.

A WINNING PROGRAM

UNLV has finished the season with a winning percentage above .500, 56 times in its 61-year history.

NBA DRAFT PICKS

UNLV had a total of four NBA Draft picks over a four-year span from 2013-16: Anthony Bennett (No. 1 overall in 2013 by the Cleveland Cavaliers), Rashad Vaughn (No. 17 overall in 2015 by the Milwaukee Bucks), Patrick McCaw (No. 38 overall in 2016 by the Golden State Warriors) and Stephen Zimmerman Jr. (No. 41 overall in 2016 by the Orlando Magic).

RUNNIN' REBELS IN THE NBA

There are four former Runnin' Rebels on NBA rosters. They are Khem Birch (Orlando Magic), Derrick Jones Jr. (Miami Heat), Patrick McCaw (Toronto Raptors) and Christian Wood (Detroit Pistons). Birch, Jones Jr., and Wood all went undrafted, while McCaw was a second-round selection in 2016.

VIDEO BOARD UPGRADED IN THE THOMAS & MACK CENTER IN 2018-19

As part of a \$5 million, multi-year commitment from Boyd Gaming Corporation – the largest corporate commitment in the history of UNLV Athletics – the Thomas & Mack Center had a brand-new larger state-of-the-art center-hung video board installed during the 2018-19 season. The new board, which is now in its second year, provides over 1,400 square feet of high definition video.

20 FAN ENHANCEMENTS ANNOUNCED FOR RUNNIN' REBEL BASKETBALL

Heading into its first season under new men's basketball head coach T.J. Otzelberger, UNLV Athletics has announced 20 enhancements fans can expect to see this year. From the new student section and band location to a new Courtside Club experience, being a Runnin' Rebel fan just got even better. Visit UNLVRebels.com for all the details.



THE T.J. OTZELBERGER RADIO SHOW

The T.J. Otzelberger Radio Show airs live in Las Vegas from 6-7 p.m. on selected weekdays throughout the entire season and originates from Bailiwick at The Orleans Hotel & Casino. Hosted by Jon Sandler, UNLV Sports Properties' play-by-play voice of the Runnin' Rebels, the show features UNLV men's basketball head coach T.J. Otzelberger. Also joining the show is former Runnin' Rebel Curtis Terry and ESPN Radio Las Vegas personality Steve Cofield. Terry is filling in as UNLV men's basketball's radio analyst on an interim basis because of Robert Smith's current health, and Cofield returns for his second season as sideline reporter. Guests will be featured frequently throughout the season, including UNLV men's basketball assistant coaches and student-athletes. The show may also be heard live online through TuneIn and through the UNLV Gameday app. Fans are encouraged to attend the show in person and questions to be asked on air may be Tweeted to @UNLVonTheRadio. The full T.J. Otzelberger Radio Show schedule for 2019-20 may be found at UNLVRebels.com. **The next show is scheduled for Thursday, Jan. 23 on ESPN Radio 1100 (AM).** All shows are archived on LVSportsNetwork.com.

REBZONE TV SHOW ON FOX 5

Now in its seventh season, KVVU Fox 5 is the home of the official UNLV television coach's show. Sports Director Kevin Bolinger joins UNLV head coach T.J. Otzelberger in the studio Sundays during the season for a unique half-hour of game reviews, previews and program features. The award-winning "RebZone Sports Show" airs Sundays nights at 11 p.m. exclusively on Fox 5 following Fox 5 News at 10 p.m. Weekend Edition and Fox 5 Sports Plus. The show is also available on an archived basis on UNLV Athletics' YouTube channel and at UNLVRebels.com.



10

JONAH ANTONIO

G, 6-5, 180, Jr.
Perth, Australia
Major: Comm. Studies



20

NICK BLAIR

F, 6-5, 215, Sr.
Las Vegas, Nevada
Major: Sociology



31

MARVIN COLEMAN

G, 6-2, 190, So.
Las Vegas, Nevada
Major: Human Services



15

CHEICKNA DEMBELE

F, 6-11, 245, Jr.
Banamba, Mali
Major: Int'l Business



34

CHEIKH MBACKE DIONG

F, 6-11, 220, Jr.
Dakar, Senegal
Major: Comm. Studies



0

JAY GREEN

G, 6-5, 200, So.
Sydney, Australia
Major: Kinesiology



24

CHRISTOPHER HALL

G, 6-4, 175, Sr.
San Marcos, California
Major: Kinesiology



13

BRYCE HAMILTON


G, 6-4, 200, So.
Pasadena, California
Major: Sociology



3

AMAURI HARDY

G, 6-2, 190, Jr.
Detroit, Michigan
Major: Urban Studies



12

TREY HURLBURT

G, 5-11, 170, So.
Las Vegas, Nevada
Major: Undeclared



5

DAVID JENKINS JR.

G, 6-2, 195, Jr.
Tacoma, Washington
Major: Comm. Studies



55

ELIJAH MITROU-LONG

G, 6-1, 190, Sr.
Mississauga, Ontario, Canada
Major: Public Admin. (Master's)



22

VITALIY SHIBEL

F, 6-9, 210, Sr.
Ivano-Frankivsk, Ukraine
Major: Public Admin. (Master's)



2

DONNIE TILLMAN

F, 6-7, 225, Jr.
Detroit, Michigan
Major: Psychology



1

MOSES WOOD

F, 6-8, 195, So.
Reno, Nevada
Major: Undeclared



T.J. OTZELBERGER

Head Coach
1st Season



TIM BUCKLEY

Assistant Coach
1st Season



KEVIN KRUGER

Assistant Coach
1st Season



DEMARLO SLOCUM

Assistant Coach
1st Season



DESHAWN HENRY

Dir. of Basketball Oper.
1st Season



Back Row (Left to Right): Director of Basketball Operations DeShawn Henry, Video Coordinator Ameer Bahhur, Assistant Coach DeMarlo Slocum, Head Coach T.J. Otzelberger, Assistant Coach Tim Buckley, Assistant Coach Kevin Kruger, Director of Strength & Conditioning Jason Kabo. **Middle Row:** Graduate Assistant Manager Michael Kish, Christopher "Taka" Hall, Trey Hurlburt, David Jenkins Jr., Amauri Hardy, Elijah Mitrou-Long, Marvin Coleman, Bryce Hamilton, Graduate Assistant Manager Trevor Smith. **Front Row (Left to Right):** Nick Blair, Moses Wood, Cheikh Mbacke Diong, Vitaliy Shibel, Cheickna Dembele, Donnie Tillman, Jay Green, Jonah Antonio.

2019-20 UNLV RUNNIN' REBEL ROSTER

No.	Name	Pos.	Ht.	Wt.	Cl.	Exp.	Hometown (Previous School)
10	Jonah Antonio	G	6-5	180	Jr.	JC	Perth, Australia (South Plains College)
20	Nick Blair	F	6-5	215	Sr.	RS-1L	Las Vegas, Nevada (Idaho)
31	Marvin Coleman	G	6-2	190	So.	1L	Las Vegas, Nevada (Foothill HS)
15	Cheickna Dembele	F	6-11	245	Jr.	2L-RS	Banamba, Mali (Scotland Performance Institute)
34	Cheikh Mbacke Diong	F	6-11	220	Jr.	2L	Dakar, Senegal (Florida Prep)
0	Jay Green	G	6-5	200	So.	1L-RS	Sydney, Australia (Hillcrest Prep)
24	Christopher "Taka" Hall	G	6-4	175	Sr.	TR	San Marcos, California (Johnson & Wales)
13	Bryce Hamilton	G	6-4	200	So.	1L	Pasadena, California (Pasadena HS)
3	Amauri Hardy	G	6-2	190	Jr.	2L	Detroit, Michigan (North Farmington HS)
12	Trey Hurlburt	G	5-11	170	So.	TR	Las Vegas, Nevada (Cal State San Marcos)
5	David Jenkins Jr.	G	6-2	195	Jr.	TR *	Tacoma, Washington (South Dakota State)
55	Elijah Mitrou-Long	G	6-1	190	Sr.	TR	Mississauga, Ontario, Canada (Texas)
22	Vitaliy Shibel	F	6-9	210	Sr.	TR	Ivano-Frankivsk, Ukraine (Arizona State)
2	Donnie Tillman	F	6-7	225	Jr.	TR	Detroit, Michigan (Utah)
1	Moses Wood	F	6-8	195	So.	TR *	Reno, Nevada (Tulane)

Head Coach:

Assistant Coaches:

Director of Basketball Operations:

Asst. Dir. of Basketball Oper./Video Coordinator:

Sr. Dir. of Basketball Admin. & Alumni Relations:

Graduate Assistant Manager:

Graduate Assistant Manager:

T.J. Otzelberger (Wisconsin-Whitewater '01, 1st season)

Tim Buckley (Bemidji State '86, 1st season)

Kevin Kruger (Arizona State '06, 1st season)

DeMarlo Slocum (Georgia Southern '01, 1st season)

DeShawn Henry (UNLV '98, 1st season)

Ameer Bahhur (Loyola Marymount '17, 3rd season/2nd as VC)

Christin Hinton (UNLV '10, 11th season)

Michael Kish (Arizona '18, 2nd season)

Trevor Smith (Iowa '19, 1st season)

* Must sit out 2019-20 season because of NCAA transfer rules

SQUAD BREAKDOWN

Letterwinners Returning (7): Blair, Coleman, Dembele, Diong, Green, Hamilton, Hardy

Letterwinners Lost (8): Terrvell Beck, Kris Clyburn, Ben Coupet Jr., Shakur Juiston, Joel Ntambwe, Noah Robotham, Jonathan Tchamwa Tchatchoua, Trey Woodbury

Starters Returning (2): Hardy, Diong

Starters Lost (3): Clyburn, Ntambwe, Robotham

Newcomers (8): Antonio, Hall, Hurlburt, Jenkins Jr., Mitrou-Long, Shibel, Tillman, Wood

Seniors (4): Blair, Hall, Mitrou-Long, Shibel

Juniors (6): Antonio, Dembele, Diong, Hardy, Jenkins Jr., Tillman

Sophomores (5): Coleman, Green, Hamilton, Hurlburt, Wood

Freshmen (0):

Guards (9): Antonio, Coleman, Green, Hall, Hamilton, Hardy, Hurlburt, Jenkins Jr., Mitrou-Long

Forwards (6): Blair, Dembele, Diong, Shibel, Tillman, Wood

NUMERICAL ROSTER

	NUMERICAL ROSTER	PRONOUNCED
0	Jay Green	
1	Moses Wood	
2	Donnie Tillman	
3	Amauri Hardy	uh-MAHR-ree
5	David Jenkins Jr.	
10	Jonah Antonio	
12	Trey Hurlburt	
13	Bryce Hamilton	
15	Cheickna Dembele	SHECK-nuh dem-BEH-lay
20	Nick Blair	
22	Vitaliy Shibel	vit-TAL-ee SHE-bill
24	Christopher "Taka" Hall	
31	Marvin Coleman	
34	Cheikh Mbacke Diong	em-BAWK-ay JONG
55	Elijah Mitrou-Long	MEE-ttrue

BY STATE/COUNTRY

AUSTRALIA (2)	MALI (1)	SENEGAL (1)
Antonio Green	Dembele	Diong
CALIFORNIA (2)	MICHIGAN (2)	UKRAINE (1)
Hall Hamilton	Hardy Tillman	Shibel
CANADA (1)	NEVADA (4)	WASHINGTON (1)
Mitrou-Long	Blair Coleman Hurlburt Wood	Jenkins Jr.

BY HEIGHT

5-11: Hurlburt	6-7: Tillman
6-1: Mitrou-Long	6-8: Wood
6-2: Coleman, Hardy, Jenkins Jr.	6-9: Shibel
6-4: Hall, Hamilton	6-11: Dembele, Diong
6-5: Antonio, Blair, Green	



Official Basketball Box Score - Final
West Coast Baptist College at UNLV
10/26/19 Thomas & Mack Center, Las Vegas
2019-20 Men's Basketball

Game Time: 2:00 AM
Game Duration: 1:57

Officials: David Hall, Verne Harris, Eric Curry

Box score table for West Coast Baptist College - 54. Columns include NO., Name, Min, FG, MA, 3P, MA, FT, MA, Rebounds, Fouls, TP, AS, TO, ST, Blocks, +/-, and Shooting By Period.

Box score table for UNLV - 112. Columns include NO., Name, Min, FG, MA, 3P, MA, FT, MA, Rebounds, Fouls, TP, AS, TO, ST, Blocks, +/-, and Shooting By Period.

Summary statistics table comparing UNLV and WCBC across categories like Biggest lead, Best Scoring Run, Lead Changes, Times Tied, Time with Lead, Points from Turnovers, Paint, Second Chance, Fast Breaks, and Bench.



Official Basketball Box Score - Final
Purdue Fort Wayne at UNLV
11/06/19 Thomas & Mack Center, Las Vegas
2019-20 Men's Basketball

Game Time: 3:00 AM
Game Duration: 1:53
Attendance: 7,728

Officials: Deron White, Frank Harvey, Jim Schipper

Box score table for Purdue Fort Wayne - 71. Columns include NO., Name, Min, FG, MA, 3P, MA, FT, MA, Rebounds, Fouls, TP, AS, TO, ST, Blocks, +/-, and Shooting By Period.

Box score table for UNLV - 86. Columns include NO., Name, Min, FG, MA, 3P, MA, FT, MA, Rebounds, Fouls, TP, AS, TO, ST, Blocks, +/-, and Shooting By Period.

Summary statistics table comparing UNLV and Purdue Fort Wayne across categories like Biggest lead, Best Scoring Run, Lead Changes, Times Tied, Time with Lead, Points from Turnovers, Paint, Second Chance, Fast Breaks, and Bench.

RUNNIN' REBELS ROUT WEST COAST BAPTIST COLLEGE, 112-54, IN EXHIBITION

Junior guard Jonah Antonio led the team with 23 points, making seven 3-pointers

LAS VEGAS (UNLVRebels.com) - Six Runnin' Rebels scored in double figures as the UNLV men's basketball team routed West Coast Baptist College, 112-54, in an exhibition game Oct. 25 at the Thomas & Mack Center.

Junior guard Jonah Antonio led UNLV in scoring with 23 points as he was 7 of 11 from 3-point range (6 of 10 in the first half), and junior forward Mbacke Diong scored 19 on 9 of 12 shooting.

West Coast Baptist was led by Seth Hanna's 24 points.

BIG LEAD: The Runnin' Rebels led by as many as 58 points late in the second half.

BIG RUN: Trailing 9-8 early in the first half, UNLV went on a 19-0 run to take an 18-point lead (27-9) with 11:06 left in the half.

STATS OF THE GAME: UNLV shot 60 percent from the field (42 of 70), out-rebounded WCBC 52-20, led in fast-break points 38-6, and recorded 27 assists with just 10 turnovers.

RUNNIN' REBELS OF THE GAME: Antonio with seven made 3-pointers and Hardy with 10 assists and no turnovers.

QUOTABLE: "Really happy to see our guys come out tonight, share the basketball and play for each other. I think we had some nerves early on just being in the Thomas & Mack Center, one of the truly elite environments in all of college basketball, but once we settled in - really happy with their performance. I felt we had great energy for the most part." - UNLV Head Coach T.J. Otzelberger

NOTES:

- This was UNLV's only exhibition game of the season.
It was the debut in the Thomas & Mack Center for Otzelberger, who is in his first season as the Runnin' Rebels' head coach.
UNLV shot 63.6 percent in the second half (21 of 33).
UNLV recorded 14 steals, while WCBC recorded three.
The Runnin' Rebels blocked six shots, led by Diong's three.
Antonio led the team in rebounds with nine, while Diong and senior forward Nick Blair each had eight.
Antonio had seven of UNLV's nine 3-pointers.

RUNNIN' REBELS WIN SEASON OPENER IN OTZELBERGER'S DEBUT

All five starters score in double figures in 86-71 victory over Purdue Fort Wayne at the Thomas & Mack Center

LAS VEGAS (UNLVRebels.com) - All five UNLV men's basketball starters scored in double figures as the Runnin' Rebels (1-0) won their season opener in head coach T.J. Otzelberger's debut, 86-71, over Purdue Fort Wayne at the Thomas & Mack Center on Nov. 5.

The Runnin' Rebels were led by junior forward Mbacke Diong's double-double of 17 points and 17 rebounds, which are both career highs. Junior guard Jonah Antonio also scored 17 points as he shot 5 of 9 from 3-point range.

The Mastodons (0-1) were led by Jarred Godfrey's 24 points. He was 10 of 17 from the field.

THE TURNING POINT: UNLV ended the half on a 25-6 run, including a stretch where Purdue Fort Wayne was held scoreless for 11 minutes. The Runnin' Rebels led 39-23 at the break.

STAT OF THE GAME: UNLV held Purdue Fort Wayne to just seven percent shooting from 3-point range in the first half (1 of 14).

QUOTABLE: "I was pleased with how our guys came out prepared for this game. We established in that first half who we can be defensively when we pressure the basketball, when we really guard and contest the 3-point line, and we do a great job on the glass. We had a couple of spectacular performances and was just an overall good team win." - Otzelberger

NOTES:

- UNLV out-rebounded Purdue Fort Wayne 43-19.
UNLV shot 60 percent from the field in the first half (15 of 25) and ended up 51.9 percent for the game (28 of 54).
UNLV led by as many as 21 points (3:55 in the second half).
There were six lead changes and two ties.
UNLV led 11-0 in second-chance points.
Including the exhibition game, Antonio has shot 12 of 20 on 3-pointers as a Runnin' Rebel (60 percent).
UNLV has made at least one 3-pointer in a NCAA-record 1,071 straight games.



Official Basketball Box Score - Final
Kansas St. at UNLV
11/09/19 Thomas & Mack Center, Las Vegas
2019-20 Men's Basketball

Game Time: 9:00 PM
Game Duration: 2:14
Attendance: 5,796

Officials: Tony Padilla, Kipp Kissinger, Michael Greenstein

Table with columns: NO., Name, Min, FG, 3P, FT, Rebounds, Fouls, TP, AS, TO, ST, Blocks, +/-, Shooting By Period. Includes team totals and technical fouls.

Table with columns: NO., Name, Min, FG, 3P, FT, Rebounds, Fouls, TP, AS, TO, ST, Blocks, +/-, Shooting By Period. Includes team totals and technical fouls.

Summary table with columns: KState, UNLV, Points from, Turnovers, Period by Period Scoring. Includes lead changes and time with lead.



Official Basketball Box Score - Final
UNLV at California
11/13/19 Haas Pavilion, Berkeley
2019-20 Men's Basketball

Game Time: 4:06 AM
Game Duration: 2:24
Attendance: 3,423

Officials: David Hall, Bob Staffen, Larry Spaulding

Table with columns: NO., Name, Min, FG, 3P, FT, Rebounds, Fouls, TP, AS, TO, ST, Blocks, +/-, Shooting By Period. Includes team totals and technical fouls.

Table with columns: NO., Name, Min, FG, 3P, FT, Rebounds, Fouls, TP, AS, TO, ST, Blocks, +/-, Shooting By Period. Includes team totals and technical fouls.

Summary table with columns: UNLV, Cal, Points from, Turnovers, Period by Period Scoring. Includes lead changes and time with lead.

RUNNIN' REBELS FALL AT HOME IN OVERTIME TO KANSAS STATE, 60-56

Junior guard Amauri Hardy scored a career-high 27 points

LAS VEGAS (UNLVRebels.com) - UNLV junior guard Amauri Hardy scored a career-high 27 points, but the Runnin' Rebels lost to Kansas State in overtime, 60-56, at the Thomas & Mack Center on Nov. 9.

Hardy tied the game at 54 in the extra period with 44 seconds left on a floater from the baseline, but K-State's Xavier Sneed put the Wildcats ahead for good with a jumper with 28 seconds to play.

On the ensuing possession, a rebound that went out of bounds that was originally called UNLV ball was overturned after an official review. Sneed then made two free throws to seal the game.

Senior guard Eli Mitrou-Long also scored in double figures for the Runnin' Rebels (1-1) as he added 10 points, while K-State (2-0) was led by Xavier Sneed's 19 points. Cartier Diarra added 12.

STAT OF THE GAME: Defense ruled as both teams were held to under 40 percent shooting from the field. Kansas State shot 17.4 percent from 3-point range, while the Runnin' Rebels made 26.9 percent.

QUOTABLE: "I'm proud of our guys for how they came out today, fought and competed. I thought it was really impressive to hold a Big 12 champion program, one that we have a lot of respect for, to 16 first-half points. I felt like the thing that we need to correct is the start to the second half. That has not been great to us. We have to get better there and better executing late. Overall I am happy with the competitive spirit that our guys played with. We knew it was going physical match. I think we were outsized at most positions, but the fight that our guys played with, I was really proud of. If we can bring that effort and energy every night out, we are going to like the outcome of a lot of nights." - UNLV head coach T.J. Otzelberger

NOTES:

- Hardy was 11 of 23 from the field, including 5 of 10 on 3-pointers.
UNLV held Kansas State to just 16 first-half points. The Wildcats were 0 of 10 on 3-pointers in the first 20 minutes.
There were a combined 45 turnovers.
UNLV out-rebounded K-State, 43-37.
K-State made 12 of 13 free throws.
UNLV led by as many as 10 points in the first half.
There were 10 lead changes and nine ties throughout the game.
UNLV junior forward Mbacke Diong recorded double-digit rebounds for the second straight game (11), while senior forward Nick Blair grabbed 10.
UNLV has made at least one 3-pointer in a NCAA-record 1,072 straight games.

RUNNIN' REBELS FALL 79-75 AT CAL IN OVERTIME

Junior forward Donnie Tillman scored a team-high 17 points in UNLV men's basketball's second straight overtime loss

BERKELEY, Calif. (UNLVRebels.com) - Three Runnin' Rebels scored in double figures, led by junior forward Donnie Tillman's team-high 17 points, but the UNLV men's basketball team (1-2) suffered its second straight overtime loss, 79-75, at California Nov. 12.

It was UNLV's first road game of the season. Trailing 77-75 late in the extra period, senior guard Elijah Mitrou-Long drove the lane but couldn't get the shot off, turning the ball over with 1.3 seconds left.

The Runnin' Rebels held their largest lead of the game (65-56) with just under six minutes to play in regulation, but shot just 1 of 8 to close the second half.

Mitrou-Long scored 16 points, while junior guard Amauri Hardy added 15. The Golden Bears (2-0) had four players in double-figure scoring led by Matt Bradley's game-high 23 points.

TURNING POINT: Cal used a 16-2 run over the last six minutes of regulation and the first two and a half minutes of overtime.

STAT OF THE GAME: There were 20 lead changes and nine ties throughout.

QUOTABLE: "For our team to be successful we need to defend, rebound and take care of the ball. In the first half, we did a great job taking care of the ball but didn't defend how we would like to and they scored too easily. In the second half, our defense kicked in but then we had too many turnovers. We have talked a lot about it - for us to be successful we need to do those things night in and night out." - UNLV head coach T.J. Otzelberger

NOTES:

- UNLV fell to 5-3 all-time vs. Cal and to 2-1 in games played at Haas Pavilion. The three games in Berkeley (2004, 2012, 2019) have been decided by a combined six points.
It was the earliest road game by date in UNLV men's basketball history. The Runnin' Rebels' previous earliest road game in any season was during 2007-08 at San Diego (Nov. 17).
Tillman and junior forward Mbacke Diong both had a game-high eight rebounds.
Junior guard Jonah Antonio went 3 of 5 on 3-pointers, while Mitrou-Long was 7 of 11 from the field.
The Runnin' Rebels made 46.7 percent of their 3-point tries (7 of 15).
The Golden Bears made 50.9 percent from the field (29 of 57).
UNLV had just one turnover at the half.
Hardy and Mitrou-Long have scored in double figures in all three games this season.
UNLV has made at least one 3-pointer in a NCAA-record 1,073 straight games.



Official Basketball Box Score - Final
UNLV at UCLA
11/16/19 Pauley Pavilion, Los Angeles, CA
2019-20 Men's Basketball

Game Time: 4:00 AM
Game Duration: 1:53
Attendance: 6,601

Officials: Eric Curry, Keith Kimble, Kevin Brill

UNLV - 54 Record: 1-3
Table with columns: NO. Name, Min, FG, 3P, FT, Rebounds, Fouls, TP, AS, TO, ST, Blocks, +/-

Shooting By Period
1st FG% 12-29 41.4%
3PT% 3-8 37.5%
FT% 1-1 100%
2nd FG% 10-28 35.7%
3PT% 4-15 26.7%
FT% 2-3 66.7%
GM FG% 22-57 38.6%
3PT% 7-23 30.4%
FT% 3-4 75.0%
Dead Ball Rebounds: 1, 0

Technical Fouls: NONE

UCLA - 71 Record: 3-0
Table with columns: NO. Name, Min, FG, 3P, FT, Rebounds, Fouls, TP, AS, TO, ST, Blocks, +/-

Shooting By Period
1st FG% 15-31 48.4%
3PT% 6-14 42.9%
FT% 4-5 80%
2nd FG% 9-18 50.0%
3PT% 4-9 44.4%
FT% 9-11 81.8%
GM FG% 24-49 48.9%
3PT% 10-23 43.5%
FT% 13-16 81.3%
Dead Ball Rebounds: 1, 0

Technical Fouls: NONE

Summary table with columns: UNLV, UCLA, Points from Turnovers, Period by Period Scoring

RUNNIN' REBELS GET DOWN EARLY, FALL 71-54 AT UCLA

Junior forward Donnie Tillman scored a game-high 18 points in loss at Pauley Pavilion

LOS ANGELES (UNLVRebels.com) - The UNLV men's basketball team fell behind early at UCLA and fought to make several comeback attempts but they weren't enough as it lost 71-54 Nov. 15 at Pauley Pavilion.

Four Runnin' Rebels (1-3) scored in double figures, led by junior forward Donnie Tillman with a game-high 18 points. He was 7 of 13 from the field, including 3 of 6 on 3-pointers. He also recorded seven rebounds.

The Bruins (3-0) had three score in double figures, led by Chris Smith's 16 points and eight rebounds.

TRAILED EARLY: UCLA used a 14-0 run to take a 19-5 lead about seven minutes into the game. The Bruins led by as many as 22 in the first half.

DEFICIT CUT: UNLV used a 7-0 run to close the first half and cut UCLA's lead to 12 points at the break (40-28). In the second half, the Runnin' Rebels cut the margin to nine points (50-41) with 11 minutes to go, but couldn't get any closer.

STAT OF THE GAME: UCLA scored 25 points off UNLV's 15 turnovers, while the Runnin' Rebels scored 13 off the Bruins' 17 miscues.

QUOTABLE: "Our defensive effort early - it wasn't the energy we needed, the physicality or the toughness. We got overwhelmed. Whether it was the environment or what the issue was, we just got off to a slow start and didn't get stops like we need to. It is going to be a consistent thing that we need to guard the dribble, need to finish plays on the glass and need to value the basketball. That first six-to-eight minutes, those were the things that weren't happening and that has to be our identity. We dug ourselves a big hole as a result." - UNLV head coach T.J. Otzelberger

- NOTES:
- It was UNLV's third straight loss, but the first that wasn't in overtime.
- UNLV fell to 0-6 all-time vs. UCLA and 0-3 against the Bruins at Pauley Pavilion.
- It was UNLV's second straight game at a Pac-12 opponent and third consecutive against a Power 5 Conference team.
- UCLA shot 49.0 percent from the field (24-49) and 43.5 percent on 3-pointers (10-23), while UNLV was 38.6 percent (22-57) and 30.4 percent (7-23), respectively.
- UCLA out-rebounded UNLV 35-27.
- Amauri Hardy and Elijah Mitrou-Long have scored in double figures in all four games this season.
- UNLV has made at least one 3-pointer in a NCAA-record 1,074 straight games.



Official Basketball Box Score - Final
Abilene Christian at UNLV
11/19/19 Thomas & Mack Center, Las Vegas
2019-20 Men's Basketball

Game Time: 3:00 AM
Game Duration: 1:44
Attendance: 6,906

Officials: Verne Harris, Glen Mayberry, Eric Anderson

Abilene Christian - 58 Record: 1-3
Table with columns: NO. Name, Min, FG, 3P, FT, Rebounds, Fouls, TP, AS, TO, ST, Blocks, +/-

Shooting By Period
1st FG% 10-29 34.5%
3PT% 4-15 26.7%
FT% 4-4 100%
2nd FG% 12-30 40.0%
3PT% 3-11 27.3%
FT% 3-5 60%
GM FG% 22-59 37.3%
3PT% 7-26 26.9%
FT% 7-9 77.8%
Dead Ball Rebounds: 1, 0

Technical Fouls: NONE

UNLV - 72 Record: 2-3
Table with columns: NO. Name, Min, FG, 3P, FT, Rebounds, Fouls, TP, AS, TO, ST, Blocks, +/-

Shooting By Period
1st FG% 13-26 50.0%
3PT% 6-15 40.0%
FT% 5-7 71.4%
2nd FG% 14-24 58.3%
3PT% 0-7 0.0%
FT% 7-8 87.5%
GM FG% 27-50 54.0%
3PT% 6-22 27.3%
FT% 12-15 80.0%
Dead Ball Rebounds: 1, 0

Technical Fouls: NONE

Summary table with columns: ACU, UNLV, Points from Turnovers, Period by Period Scoring

RUNNIN' REBELS DEFEAT ABILENE CHRISTIAN, 72,-58

Junior guard Amauri Hardy shot 9 of 10 from the field and scored a game-high 25 points

LAS VEGAS (UNLVRebels.com) - UNLV men's basketball junior Amauri Hardy led all scorers with 25 points as the Runnin' Rebels (2-3) snapped a three-game losing streak with a 72-58 win over Abilene Christian Nov. 18 at the Thomas & Mack Center.

Senior guard Elijah Mitrou-Long and junior forward Donnie Tillman were also in double figures with 13 and 10 points, respectively. Junior forward Mbacke Diong grabbed a game-high-tying 10 rebounds.

The Wildcats (1-3) were led by Trey Lenox and Joe Pleasant with 11 points apiece.

THE TURNING POINT: Abilene Christian used a 14-2 run to tie the game at 50-50 with 10 minutes to play, but the Runnin' Rebels responded with a 9-0 spurt to take a 59-50 lead with eight minutes to go. ACU then trailed by just four with four minutes to play (62-58), but UNLV closed the game on a 10-0 run.

STAT OF THE GAME: UNLV shot over 50 percent from the field for the second time this year. The Runnin' Rebels made 27 of 50 shots for a percentage of 54.0.

RUNNIN' REBEL OF THE GAME: Hardy missed just one shot as he was 9 of 10 from the floor, including 3 of 4 on 3-pointers.

QUOTABLE: "Amauri has been the heart and soul of our team. I think he's come in every day focused. He wants to win. I've seen his leadership continue to grow every day and I think he has prepared himself for that moment. So when we needed big baskets tonight, he was able to step up and do that. And we need him to continue doing it moving forward." - UNLV head coach T.J. Otzelberger

- NOTES:
- It was the first-ever meeting between the two schools in men's basketball.
- UNLV outscored Abilene Christian 22-8 over the final 9:42.
- UNLV is 2-0 when shooting 50 percent or better from the field this season.
- Hardy and Mitrou-Long have scored in double figures in all five games this season.
- Hardy has scored 20+ points twice this year and is the only Runnin' Rebel to reach the mark this season.
- UNLV has made at least one 3-pointer in a NCAA-record 1,075 straight games.



Official Basketball Box Score - Final
Texas St. at UNLV
11/21/19 Thomas & Mack Center, Las Vegas
2019-20 Men's Basketball

Game Time: 3:00 AM
Game Duration: 1:59
Attendance: 7,067

Officials: Tommy Nunez, D.G. Nelson, Casey McClellan

Table with columns: NO. Name, Min, FG, 3P, FT, Rebounds, Fouls, TP, AS, TO, ST, Blocks, +/-, Shooting By Period. Includes player stats for Texas St. - 64 and technical fouls.

Table with columns: NO. Name, Min, FG, 3P, FT, Rebounds, Fouls, TP, AS, TO, ST, Blocks, +/-, Shooting By Period. Includes player stats for UNLV - 57 and technical fouls.

Summary table with columns: TXST, UNLV, Points from Turnovers, Paint, Second Chance, Fast Breaks, Bench, Period by Period Scoring.

RUNNIN' REBELS FALL TO TEXAS STATE, 64-57

Junior guard Amauri Hardy led UNLV with 18 points at the Thomas & Mack Center

LAS VEGAS (UNLVRebels.com) - UNLV men's basketball junior guard Amauri Hardy made four 3-pointers and scored a team-high 18 points, but the Runnin' Rebels lost to Texas State Nov. 20 at the Thomas & Mack Center, 64-57.

Junior forward Donnie Tillman added 13 points and junior forward Mbacke Diong had a game-high 11 rebounds, also contributing eight points for UNLV (2-4).

The Bobcats (4-2) were led by Nijal Pearson's double-double of 25 points and 10 rebounds.

THE TURNING POINT: Texas State used a 12-2 run to take a nine-point lead (55-46) with 4:45 to play.

STAT OF THE GAME: The Bobcats held UNLV to just 34.7 percent from the field (17 of 49).

QUOTABLE: "We built a lead, but you have to keep your foot on the gas. I thought we established that we were going to be more physical early but then they went on a run. For us, we need to get stops and then we play with pace. They did a better job down the stretch having the tempo they wanted. We need to maintain our focus, our toughness and our competitive spirit throughout the game to keep it going the way we want." - UNLV head coach T.J. Otzelberger

- NOTES:
- It was the first-ever meeting between the two schools in men's basketball.
- UNLV junior guard Jonah Antonio was held out with a hand injury.
- This was UNLV's second game during its stretch of four games in eight days.
- UNLV was outrebounded 35-34.
- UNLV led by as many as 10 in the first half (26-16, 4:58).
- There were eight lead changes and 11 ties throughout the game.
- Texas State outscored UNLV 11-2 in fastbreak points and 22-8 in bench scoring.
- UNLV senior guard Elijah Mitrou-Long dished out six assists with just one turnover.
- Hardy has scored in double figures in all six games this season.
- UNLV has made at least one 3-pointer in a NCAA-record 1,076 straight games.



Official Basketball Box Score - Final
SMU at UNLV
11/21/19 Thomas & Mack Center, Las Vegas
2019-20 Men's Basketball

Game Time: 3:30 AM
Game Duration: 1:58
Attendance: 7,800

Officials: David Hall, Tony Padilla, Bert Smith

Table with columns: NO. Name, Min, FG, 3P, FT, Rebounds, Fouls, TP, AS, TO, ST, Blocks, +/-, Shooting By Period. Includes player stats for SMU - 72 and technical fouls.

Table with columns: NO. Name, Min, FG, 3P, FT, Rebounds, Fouls, TP, AS, TO, ST, Blocks, +/-, Shooting By Period. Includes player stats for UNLV - 68 and technical fouls.

Summary table with columns: SMU, UNLV, Points from Turnovers, Paint, Second Chance, Fast Breaks, Bench, Period by Period Scoring.

RUNNIN' REBEL RALLY NOT ENOUGH AGAINST SMU

Sophomore guard Bryce Hamilton scored a career-high 18 points in 72-68 loss at Thomas & Mack Center

LAS VEGAS (UNLVRebels.com) - Four UNLV men's basketball players scored in double figures, but the Runnin' Rebels couldn't overcome shooting 35.8 percent from the field in a 72-68 loss to SMU on Nov. 23 at the Thomas & Mack Center.

Sophomore guard Bryce Hamilton led UNLV (2-5) with a career-high 18 points on 6 of 11 from the field, including 4 of 6 on 3-pointers.

The Mustangs (5-0) were led by Kendric Davis' 21 points, one day after getting his waiver approved by the NCAA.

RUNNIN' REBEL RALLY: UNLV was down 38-28 at the half and fought back to trail by just two points at 60-58 with five minutes to play, but a 6-0 Mustang run at that point created enough separation.

STAT OF THE GAME: SMU outscored UNLV in points in the paint, 26-10.

QUOTABLE: "We are done with moral victories. Our guys played hard, but we didn't play winning basketball when it came time to win. That's on me. We're going to get it right. I don't care if I don't sleep in the process. That's not good enough. And it is going to get better here fast." - UNLV head coach T.J. Otzelberger.

- NOTES:
- It was the seventh meeting between UNLV and SMU in men's basketball. SMU now leads the all-time series 4-3.
- UNLV out-rebounded SMU 36-27.
- The Mustangs shot 50 percent from the field and made all 12 of their free-throw attempts.
- SMU led by as many as 13 points late in the first half.
- UNLV outscored SMU in fast-break points 14-5 and in bench scoring 20-6.
- UNLV junior guard Jonah Antonio was held out with a hand injury for the second straight game.
- This was UNLV's third game during its stretch of four games in eight days.
- Junior guard Amauri Hardy scored 13 points and is the only Runnin' Rebel to have scored in double figures in all seven games this season.
- UNLV has made at least one 3-pointer in a NCAA-record 1,077 straight games.



Official Basketball Box Score - Final
Jackson St. at UNLV
11/27/19 Thomas & Mack Center, Las Vegas
2019-20 Men's Basketball

Game Time: 3:00 AM
Game Duration: 1:54
Attendance: 7,164

Officials: Randy McCall, Kelly Pfeiffer, Crystal Hogan

Box score table for Jackson St. - 57 vs UNLV - 80. Columns include NO., Name, Min, FG, 3P, FT, Rebounds, Fouls, TP, AS, TO, ST, Blocks, +/-, and Shooting By Period.

Box score table for UNLV - 80 vs JSU - 80. Columns include NO., Name, Min, FG, 3P, FT, Rebounds, Fouls, TP, AS, TO, ST, Blocks, +/-, and Shooting By Period.

Summary statistics table comparing UNLV and JSU across categories like Biggest lead, Best Scoring Run, Lead Changes, Times Tied, Time with Lead, Turnovers, Second Chance, Fast Breaks, and Bench.

REBELS RUN PAST JACKSON STATE, 80-57

Junior guard Amauri Hardy led UNLV with 20 points at the Thomas & Mack Center

LAS VEGAS (UNLVRebels.com) - Four UNLV men's basketball players scored in double figures, led by junior guard Amauri Hardy's 20 points, as the Runnin' Rebels defeated Jackson State 80-57 on Nov. 26 at the Thomas & Mack Center.

Junior forward Mbacke Diong recorded the third double-double of his career (second of the season) with a career-high 19 points and 13 rebounds for UNLV (3-5), while sophomore guard Bryce Hamilton and senior forward Nick Blair added 12 and 10 points, respectively.

Jackson State (1-6) was led by Tristan Jarrett's 23 points.

TURNING POINT: UNLV used a 16-0 run to take a 21-point lead (73-52) with 3:18 to go.

STAT OF THE GAME: UNLV shot 32 of 56 from the field for a season-high field-goal percentage of 57.1 percent.

RUNNIN' REBELS OF THE GAME: Hardy and Diong combined to shoot 15 of 23 from the field (65 percent). Hardy was 3 of 5 on 3-pointers and also dished out a game-high six assists.

QUOTABLE: "We have to get stops, we have to value the ball. There were long stretches tonight where we didn't do either and gave Jackson State some confidence, which to their credit they hung in. Fortunately, in the second half we kicked it in and had some energy and enthusiasm and played the way we like to play, getting stops, outletting the ball, pushing in transition and attacking early. Instead of having glimpses, if we can become that team over a consistent period of time, we have a chance to be pretty good." - UNLV head coach T.J. Otzelberger.

NOTES:

- This was UNLV's final game of the Southwestern Showdown presented by Engage Telehealth, a stretch of four home games in an eight-day span.
The All-Tournament team featured three from the game: Hardy and Diong (UNLV), Jayveous McKinnis (Jackson State).
This was the first meeting ever between the two schools in men's basketball and UNLV improved to 5-0 all-time against teams from the Southwestern Athletic Conference.
UNLV recorded a season-high 21 assists, also committing 21 turnovers.
UNLV outrebounded Jackson State 44-26, led in points in the paint 44-20, in second-chance points 22-6 and bench scoring 25-12.
The Runnin' Rebels made 9 of 20 3-pointers (45 percent).
UNLV junior guard Jonah Antonio was held out with a hand injury for the third straight game.
Hardy has scored 20 or more points in three games this season.
UNLV has made at least one 3-pointer in a NCAA-record 1,078 straight games.



Official Basketball Box Score - Final
UNLV at Cincinnati
12/01/19 Fifth Third Arena, Cincinnati, Ohio
2019-20 Cincinnati Men's Basketball

Game Time: 12:00 AM
Game Duration: 2:17
Attendance: 10,783

Officials: Don Daly, Ted Valeriano, Jamie Luckie

Box score table for UNLV - 65 vs Cincinnati - 72. Columns include NO., Name, Min, FG, 3P, FT, Rebounds, Fouls, TP, AS, TO, ST, Blocks, +/-, and Shooting By Period.

Box score table for Cincinnati - 72 vs UNLV - 65. Columns include NO., Name, Min, FG, 3P, FT, Rebounds, Fouls, TP, AS, TO, ST, Blocks, +/-, and Shooting By Period.

Summary statistics table comparing UNLV and CIN across categories like Biggest lead, Best Scoring Run, Lead Changes, Times Tied, Time with Lead, Turnovers, Second Chance, Fast Breaks, and Bench.

REBELS RUN COME BACK TO FORCE OVERTIME, FALL AT CINCINNATI 72-65

Senior guard Elijah Mitrou-Long made game-tying 3-pointer to force extra period, ties career high with 29 points

CINCINNATI (UNLVRebels.com) - The UNLV men's basketball team came back with a late run to force overtime, but fell 72-65 at Cincinnati on Nov. 30 at Fifth Third Arena.

Senior guard Elijah Mitrou-Long tied his career high in points with 29 for UNLV (3-6), while junior guard Amauri Hardy scored in double figures for the ninth straight game, tallying 13 points.

Cincinnati (5-2) had three players in double figures, led by Jarron Cumberland's 20 points. He was just 3 of 12 from the field, but made 12 of 17 free throws.

COLD SPELL: UNLV had a stretch over about 13 minutes in the second half where it was just 1 of 15 from the field. During that time, the Runnin' Rebels' 12-point lead, their largest of the game, turned into a six-point deficit.

BIG COMEBACK: Facing its largest deficit of the game of 10 points with just 1:10 to go in regulation, UNLV went on a 12-2 run to force overtime, which culminated with a Mitrou-Long 3-pointer just before time expired.

STAT OF THE GAME: Cincinnati's bench outscored UNLV's 20-5.

RUNNIN' REBEL OF THE GAME: Mitrou-Long was 9 of 19 from the field, including 5 of 9 on 3-pointers and made all six of his free-throw attempts. He also grabbed four rebounds and dished out three assists, while committing just one turnover.

QUOTABLE: (On suffering three overtime losses this season) "It shows that our guys are highly competitive to be in these games with really good teams, but the details have to really matter late in games to get stops. You have to believe you are going to win, but then you also have to make that extra-effort energy play whether it is a block out or a loose ball or a rebound and just find a way to finish plays. Same thing offensively with an extra pass. But when it comes down to winning, you have to start by not beating yourself and then also making those extra-effort plays to find a way to win." - UNLV head coach T.J. Otzelberger.

NOTES:

- This was the seventh all-time meeting between the two schools in men's basketball. Cincinnati has won all seven and improved its record vs. UNLV at home to 3-0.
Hardy had his lowest point output of the season, shooting just 4 of 24 from the field, including 4 of 17 on 3-pointers. He pulled down a season-high seven rebounds.
Junior forward Mbacke Diong had a game-high-tying nine rebounds, which marked his seventh game this season with nine or more rebounds.
Cincinnati held UNLV to a season-low 31.7 field-goal percentage.
UNLV junior guard Jonah Antonio was held out with a hand injury for the fourth straight game.
UNLV outrebounded the Bearcats 43-41 and led in second-chance points 15-9. It was the seventh game this season that the Runnin' Rebels have recorded more rebounds than their opponent.
The game featured nine lead changes and six ties.
UNLV has made at least one 3-pointer in a NCAA-record 1,079 straight games.



Official Basketball Box Score -- Game Totals -- Final Statistics
UNLV vs Fresno State
12/04/19 7 p.m. PT at Save Mart Center --- Fresno, Calif.

UNLV 81 - 4-6, 1-0 MW

Box score table for UNLV vs Fresno State. Columns include Player, FG, 3-Ptr, Rebounds, PF, TP, A, TO, Blk, Stl, Min. Totals: 24-61, 9-26, 24-35, 18 33 51, 25 81, 11 13 2 3 250.

Fresno State 80 - 2-5, 0-1 MW

Box score table for Fresno State vs UNLV. Columns include Player, FG, 3-Ptr, Rebounds, PF, TP, A, TO, Blk, Stl, Min. Totals: 23-61, 14-42, 20-28, 10 26 36, 24 80, 16 9 7 5 250.

Officials: Randy McCall, Kipp Kissinger, Eric Curry
Technical fouls: UNLV-None, Fresno State-None.
Attendance: 5436

Score by periods table with columns 1st, 2nd, OT, OT2, Total. UNLV: 25, 40, 7, 9, 81. Fresno State: 31, 34, 7, 8, 80.

Last FG - UNLV OT2:01-41, FS OT2:00:02.
Largest lead - UNLV by 6 OT2:00:25, FS by 12 1st:02:51.
UNLV led for 18:07, FS led for 21:09. Game was tied for 10:44.

Score tied - 15 times.
Lead changed - 15 times.

REBELS WIN THRILLING MOUNTAIN WEST OPENER IN DOUBLE OVERTIME

Tillman scored a career-high 28 points, Hamilton had career highs of 21 points and 14 rebounds in 81-80 win at Fresno State

LAS VEGAS (UNLVRebels.com) - The UNLV men's basketball team won its Mountain West opener in thrilling fashion as it defeated Fresno State 81-80 in double overtime at the Save Mart Center on Dec. 4.

It was UNLV's fourth overtime game of the season and first to go to a second extra period.

UNLV (4-6, 1-0 MW) was led by junior forward Donnie Tillman's career-high 28 points, sophomore guard Bryce Hamilton's career highs of 21 points and 14 rebounds for his first double-double, and junior guard Amauri Hardy's 18 points.

Fresno State (2-5, 0-1 MW) had four players in double figures in scoring, led by Noah Blackwell's 18 points. Nate Grimes also had a double-double with 12 points and 12 rebounds.

FORCING OVERTIME: UNLV trailed 65-60 in regulation when sophomore guard Marvin Coleman made a 3-pointer with 33 seconds left to bring the Runnin' Rebels within two points. Hamilton then knocked the ball out of Mustafa Lawrence's hands, off his knee and then out of bounds to give UNLV the ball back. Hamilton then drive the lane, spun and kissed a short jumper off the glass and in to tie the game with six seconds left to force the extra period.

SECOND OVERTIME: With UNLV trailing 72-71 in the first overtime, Tillman had the chance to put the Runnin' Rebels ahead but made one of two free throws as the game was knotted at 72.

HUNG ON FOR THE WIN: UNLV went ahead 81-75 in the second overtime, matching its largest lead of the game, before Fresno State scored five points in the final 19 seconds.

STAT OF THE GAME: UNLV outrebounded Fresno State 51-36.

QUOTABLE: "Really proud of our guys, especially with Jonah and Eli out. A lot of guys stepped up throughout the course of the game. Obviously Donnie and Bryce from a scoring standpoint were outstanding. At the same time, there were so many little plays throughout the game that led to the victory. I thought Cheickna (Dembele) and Marvin - guys who hadn't played early in the year much - gave us such valuable minutes late and in overtime. We preach keep working everyday and we are going to keep getting better. I think we have seen that here and it is something we can build upon." - UNLV head coach T.J. Otzelberger.

NOTES:

- UNLV junior guard Jonah Antonio was out because of injury for the fifth straight game, while senior guard Elijah Mitrou-Long also missed. Mitrou-Long is out 6-8 weeks with a broken thumb, which he suffered earlier in the week during practice.
The win snapped a seven-game losing streak to Fresno State and improved UNLV's all-time record vs. the Bulldogs to 31-15.
UNLV improved to 8-13 all-time in MW openers and to 4-8 when opening MW play on the road.
Fresno State led by as many as 12 points late in the first half.
UNLV led in points in the paint 30-16 and in second-chance points 21-13.
Fresno State's bench outscored UNLV's 31-6.
There were 13 lead changes and the game was tied 12 times.
Junior forward Mbacke Diong fouled out with 4:17 to go in regulation.
UNLV has made at least one 3-pointer in a NCAA-record 1,080 straight games.



Official Basketball Box Score - Final
UNLV at BYU
12/07/19
2019-20 Men's Basketball

Game Time: 8:00 PM
Game Duration: 1:42
Attendance: 11,356

Officials: David Hal, Bob Statten, Frank Harvey III

UNLV - 50

Record: 4-7

Box score table for UNLV vs BYU. Columns include NO. Name, Min, FG, 3P, FT, Rebounds, Fouls, TP, AS, TO, ST, Blocks, +/-.

Shooting By Period table with columns 1st, 2nd, 3rd, 4th, GM, FT%.

Technical Fouls: NONE

BYU - 83

Record: 7-4

Box score table for BYU vs UNLV. Columns include NO. Name, Min, FG, 3P, FT, Rebounds, Fouls, TP, AS, TO, ST, Blocks, +/-.

Shooting By Period table with columns 1st, 2nd, 3rd, 4th, GM, FT%.

Technical Fouls: NONE

Summary statistics table with columns ULV, BYU, Points from, Turnovers, Paint, Lead Changes, Second Chance, Times Tied, Time with Lead, Fast Breaks, Bench.

RUNNIN' REBELS SUFFER LOPSIDED LOSS IN SALT LAKE CITY

BYU won 83-50 at Vivint Smart Home Arena

SALT LAKE CITY (UNLVRebels.com) - The UNLV men's basketball team lost 83-50 on Dec. 7 to BYU at Vivint Smart Home Arena.

The Cougars (7-4) had four players score in double figures, led by Dalton Nixon's 17 points and Yoeli Childs' double-double of 13 points and 14 rebounds.

The Runnin' Rebels (4-7) were led by junior forward Donnie Tillman and senior forward Nick Blair with 13 and 10 points, respectively.

HOT SHOOTING: BYU jumped out to a 15-point lead about halfway through the first half. The Cougars were 17 of 28 from the field during the first 20 minutes (60.7 percent), including 9 of 13 on 3-pointers (69.2 percent), and led 46-25 at the break. For the game, they shot 54.7 percent from the field (29 of 53) and 51.9 percent on 3-pointers (14 of 27).

QUOTABLE: "It was an unacceptable effort by our guys. I know we have had a heck of a stretch of games and an emotional win on Wednesday, but that's not good enough. Effort is not good enough, energy wasn't good enough and I am excited to get to practice on Monday. We will address all of those things wholeheartedly." - UNLV head coach T.J. Otzelberger.

NOTES:

- UNLV junior guard Jonah Antonio was out because of injury for the sixth straight game, while senior guard Elijah Mitrou-Long missed his second consecutive game because of a broken thumb.
It was the 36th all-time meeting between the two schools in men's basketball. UNLV now leads the series 19-17. It was just the second neutral-site game between the two.
UNLV shot 35.1 percent from the field (20 of 57) and 29.2 percent on 3-pointers (7 of 24).
UNLV outrebounded BYU 32-31.
BYU scored 24 points off UNLV's 11 turnovers and led in bench points 42-12.
It was the first game this season that junior guard Amauri Hardy did not score in double figures. He finished with nine points.
UNLV has made at least one 3-pointer in a NCAA-record 1,081 straight games.



Official Basketball Box Score - Final
Pacific at UNLV
12/19/19 Thomas & Mack Center, Las Vegas
2019-20 Men's Basketball

Game Time: 3:00 AM
Game Duration: 1:54
Attendance: 7,023

Officials: Michael Irving, Kevin Bill, Rob Kuaneman

Box score table for Pacific vs UNLV. Columns include NO., Name, Min, FG, 3P, FT, Rebounds, Fouls, TP, AS, TO, ST, Blocks, +/-.

Technical Fouls: Coach 1, 5; 2:21

Box score table for UNLV vs 66. Columns include NO., Name, Min, FG, 3P, FT, Rebounds, Fouls, TP, AS, TO, ST, Blocks, +/-.

Technical Fouls: Coach 1, 5; 2:11

Summary statistics table for UNLV vs 66. Includes UOP, UNLV, Points from, Turnovers, Period by Period Scoring, Lead Changes, Second Chance, Fast Breaks, Time with Lead.

RUNNIN' REBELS FALL TO PACIFIC, 74-66

UNLV was outscored 45-31 in the second half at the Thomas & Mack Center

LAS VEGAS (UNLVRebels.com) - The UNLV men's basketball team lost 74-66 to Pacific Dec. 18 at the Thomas & Mack Center.

The Tigers (11-3), who trailed by nine points early in the second half, rallied to outscore UNLV (4-8) 45-31 during the final 20 minutes.

Pacific's Justin Moore led all scorers with 22 points, while Gary Chivichyan added 11.

The Runnin' Rebels were led by junior guard Amauri Hardy's 19 points, while senior forward Nick Blair added 14 and sophomore guard Bryce Hamilton scored 13.

QUOTABLE: "Our effort and energy was unacceptable. In practice tomorrow, we are going to spend a lot of time taking charges, diving for loose balls, blocking out and guarding the dribble. If you don't do those things in basketball you are not going to be successful. Their team came onto our court, played harder, tougher, more physical and was more aggressive. That's not what we are about and not what we seek to do each day. We are going to make sure we keep doing those things every day until they become habits." - UNLV head coach T.J. Otzelberger.

NOTES:

- It marked UNLV's first home game in a 22-day span as the Thomas & Mack Center held the National Finals Rodeo.
It was UNLV's first game in 11 days.
UNLV junior guard Jonah Antonio returned to the lineup for the first time in seven games. Senior guard Elijah Mitrou-Long missed his third straight game because of a broken thumb.
Pacific made 9 of 20 3-pointers (45 percent).
Sophomore guard Marvin Coleman led UNLV in rebounding with eight.
Blair was 5 of 6 shooting from the field, including 4 of 5 on 3-pointers.
UNLV was outrebounded, 34-28.
There were nine lead changes and five ties throughout the game.
Pacific led in second-chance points, 15-4, and in bench scoring, 36-18.
UNLV has made at least one 3-pointer in a NCAA-record 1,082 straight games.



Official Basketball Box Score - Final
Robert Morris at UNLV
12/21/19 Thomas & Mack Center, Las Vegas
2019-20 Men's Basketball

Game Time: 8:00 PM
Game Duration: 1:52
Attendance: 6,910

Officials: David Hill, Brad Ferris, Ryan McDaniel

Box score table for Robert Morris vs UNLV. Columns include NO., Name, Min, FG, 3P, FT, Rebounds, Fouls, TP, AS, TO, ST, Blocks, +/-.

Technical Fouls: NONE

Box score table for UNLV vs 81. Columns include NO., Name, Min, FG, 3P, FT, Rebounds, Fouls, TP, AS, TO, ST, Blocks, +/-.

Technical Fouls: NONE

Summary statistics table for UNLV vs 81. Includes RMU, UNLV, Points from, Turnovers, Period by Period Scoring, Lead Changes, Second Chance, Fast Breaks, Time with Lead.

RUNNIN' REBELS DEFEAT ROBERT MORRIS, 81-69

Marvin Coleman and Vitaliy Shibel scored career highs with 16 and 13 points, respectively, at the Thomas & Mack Center

LAS VEGAS (UNLVRebels.com) - Four Runnin' Rebels scored in double figures, including career highs from sophomore guard Marvin Coleman and senior forward Vitaliy Shibel, as the UNLV men's basketball team defeated Robert Morris, 81-69, Dec. 21 at the Thomas & Mack Center.

Coleman scored 16 points and Shibel added 13 for UNLV (5-8), while junior forwards Mbacke Diong and Donnie Tillman each had a game-high-tying 17 points.

Robert Morris (4-9) also had four players score in double figures, led by Josh Williams' 17 points.

THE TURNING POINT: UNLV took control with a 16-4 run over a five-minute span in the second half, turning a two-point lead into 14 with 12:28 to play (58-44).

LINEUP SHUFFLE: UNLV's starters were senior forward Nick Blair, Shibel, Diong, sophomore guard Jay Green and Coleman. Freshman guard Trey Hurlburt was the first off the bench.

QUOTABLE: "Really proud of our guys' effort that they displayed today. I thought Marvin Coleman displayed the heart of a champion and winner. Love to see the effort of guys like Jay Green who haven't had an opportunity. The passion he plays with, how thankful and grateful he is to be a member of this program. Those guys set a great example today. To me, being the leader of this program, it is very humbling and I have a tremendous sense of gratitude and pride. I have studied it for a number of years, feel very fortunate to have this opportunity and I am going to make sure every day that everything that we do reflects that. So I am really proud of some individuals today who embody what it is to be a Rebel. It is my job to continue to develop that culture, have that accountability and set that standard." - UNLV head coach T.J. Otzelberger..

NOTES:

- Shibel, Diong and Coleman shot a combined 19 of 25 (.760) from the floor.
UNLV outrebounded the Colonials 36-19 and grabbed 17 offensive boards.
UNLV shot 55.4 percent for the game (31 of 56), including 63 percent in the second half (17 of 27).
There were 16 lead changes and seven ties throughout the game, but UNLV led for 30:10.
UNLV outscored RMU 50-18 in points in the paint and 22-3 in second-chance points.
UNLV outscored RMU 47-34 in the second half after trailing by one at the break.
UNLV recorded just two turnovers in the second half, finishing the game with 11.
Robert Morris made 11 3-pointers to UNLV's 3.
UNLV was without senior guard Elijah Mitrou-Long for the fourth straight game because of a broken thumb.
UNLV has made at least one 3-pointer in a NCAA-record 1,083 straight games.



Official Basketball Box Score - Final
Eastern Mich. at UNLV
12/28/19 Thomas & Mack Center, Las Vegas
2019-20 Men's Basketball

Game Time: 8:00 PM
Official Duration: 1:57
Attendance: 7,463

Officials: Gregory Nixon, D.G. Nelson, Larry Scrocco

Eastern Mich. - 49

Record: 9-3

Table with columns: NO. Name, Min, FG, 3P, FT, Rebounds, Fouls, TP, AS, TO, ST, Blocks, +/-

Shooting By Period table with columns: 1st FG, 2nd FG, 3PT, FT, GM FG, FT

Technical Fouls: NONE

UNLV - 64

Record: 6-8

Table with columns: NO. Name, Min, FG, 3P, FT, Rebounds, Fouls, TP, AS, TO, ST, Blocks, +/-

Shooting By Period table with columns: 1st FG, 2nd FG, 3PT, FT, GM FG, FT

Technical Fouls: NONE

Summary table with columns: Biggest lead, Best Scoring Run, Lead Changes, Times Tied, Time with Lead

Points from table with columns: EMU, UNLV, Turnovers, Paint, Second Chance, Fast Breaks, Bench

Period by Period Scoring table with columns: 1st, 2nd, TOT

RUNNIN' REBELS DEFEAT E. MICHIGAN 64-49 IN NON-CONFERENCE FINALE

Mbacke Diong led all scorers with 15 points, while Marvin Coleman recorded a career-high 10 rebounds in UNLV's second straight win

LAS VEGAS (UNLVRebels.com) - Three Runnin' Rebels scored in double figures, led by junior forward Mbacke Diong's 15 points, as the UNLV men's basketball team defeated Eastern Michigan 64-49 Dec. 28 at the Thomas & Mack Center.

Sophomore guard Marvin Coleman recorded a career-high 10 rebounds for the Runnin' Rebels (6-8). Sophomore guard Bryce Hamilton added 13 points, while junior forward Donnie Tillman scored 12 points and dished out a game-high seven assists.

The Eagles (9-3) were led by Ty Groce's 12 points and Toure Boubacar's 11 rebounds.

THE TURNING POINT: After a slow start, UNLV found itself trailing 10-2 with 13:46 left in the first half. The Runnin' Rebels went on a 13-0 run from there to take a five-point lead with 9:39 before halftime.

TAKING CONTROL: UNLV took control over the first 12 minutes of the second half, outscoring EMU 23-9, taking a 51-29 lead on Hamilton's three-point play with 8:14 to go.

QUOTABLE: "I was pleased today with our guys' effort defensively. I thought we did as good of a job as we've done all year executing our gameplan. We had a season high in deflections with 34 and I think that's what allowed us to get that pace and separation that put us in position to win."

NOTES:

- The 15-point margin of victory matched UNLV's largest of the season.
It was the first time this season that UNLV has won back-to-back games.
Eastern Michigan's 49 points was a season low by a UNLV opponent and the fewest points given up by a Runnin' Rebel team since holding New Mexico Highlands to 45 on Nov. 16, 2015.



Official Basketball Box Score - Final
Utah St. at UNLV
01/28/20 Thomas & Mack Center, Las Vegas
2019-20 Men's Basketball

Game Time: 4:00 AM
Official Duration: 2:01
Attendance: 7,571

Officials: David Hall, John Higgins, Kipp Kissinger

Utah St. - 53

Record: 13-3 (2-1)

Table with columns: NO. Name, Min, FG, 3P, FT, Rebounds, Fouls, TP, AS, TO, ST, Blocks, +/-

Shooting By Period table with columns: 1st FG, 2nd FG, 3PT, FT, GM FG, FT

Technical Fouls: NONE

UNLV - 70

Record: 7-8 (2-0)

Table with columns: NO. Name, Min, FG, 3P, FT, Rebounds, Fouls, TP, AS, TO, ST, Blocks, +/-

Shooting By Period table with columns: 1st FG, 2nd FG, 3PT, FT, GM FG, FT

Technical Fouls: NONE

Summary table with columns: Biggest lead, Best Scoring Run, Lead Changes, Times Tied, Time with Lead

Points from table with columns: USU, UNLV, Turnovers, Paint, Second Chance, Fast Breaks, Bench

Period by Period Scoring table with columns: 1st, 2nd, TOT

RUNNIN' REBELS DOMINATE IN 70-53 WIN OVER UTAH STATE

UNLV starts 2-0 in Mountain West play behind Hamilton's game-high 20 points and Diong's 10 points and 14 rebounds

LAS VEGAS (UNLVRebels.com) - Led by sophomore guard Bryce Hamilton's game-high 20 points and junior forward Mbacke Diong's double-double of 10 points and 14 rebounds, the Runnin' Rebels rung in the new year in style as they dominated Utah State 70-53 on Jan. 1 at the Thomas & Mack Center.

Junior guard Amauri Hardy added 14 points with six assists for UNLV (7-8, 2-0). The win was UNLV's third straight and kept it undefeated in Mountain West play.

Utah State (13-3, 2-1) was led by Justin Bean's double-double of 17 points and 11 rebounds. Sam Merrill was the only other Aggie player in double figures as he scored 10 points.

THE TURNING POINT: UNLV used a 10-0 run late in the first half to turn a 22-19 lead into a 32-19 advantage. The Runnin' Rebels led 37-26 at the break. In the second half, UNLV increased its lead to as many as 24 points.

RUNNIN' REBEL OF THE GAME: Hamilton scored 20 points for the second time this season. He was 9 of 11 from the field.

GETTING DEFENSIVE: UNLV limited Utah State to just 2 of 19 on 3-pointers (10.5 percent) and 17 of 52 overall from the field (32.7 percent). The Runnin' Rebels held Utah State to its lowest point total of the season. It's previous low was 64 points vs. BYU.

QUOTABLE: "I feel like we have been here before talking about how if we play with tremendous focus, effort, be the physical team, the team on the glass that we need to be, the team defensively that we need to be, that allows us to have some pace and flow offensively. I feel like tonight is what that needs to look like, and that is Runnin' Rebel basketball - and that is what it needs to be every night. It is my job to work tirelessly to make sure that is what Runnin' Rebel basketball becomes from this point forward. Really proud of our guys. Tremendous effort and focus."

NOTES:

- UNLV is one of only three Mountain West teams still undefeated in conference play.
UNLV outrebounded Utah State 41-29.
UNLV blocked a season-high seven shots, with a season-high-tying four coming from Diong.



Official Basketball Box Score - Final
Air Force at UNLV
01/05/20 Thomas & Mack Center, Las Vegas
2019-20 Men's Basketball
Game Time: 3:00 AM
Game Duration: 2:04
Attendance: 7,633

Box score for Air Force vs UNLV. Includes player stats (NO. Name, Min, FG, 3P, FT, Rebounds, Fouls, TP, AS, TO, ST, Blocks, +/-) and Shooting By Period summary.

Box score for UNLV vs 71. Includes player stats and Shooting By Period summary.

Summary statistics comparing UNLV and Air Force across categories like Points from Turnovers, Paint, Second Chance, Fast Breaks, and Bench.

RUNNIN' REBELS WIN FOURTH STRAIGHT, IMPROVE TO 3-0 IN MOUNTAIN WEST PLAY

Maauri Hardy led all scorers with 21 points as UNLV defeated Air Force 71-59 at the Thomas & Mack Center

LAS VEGAS (UNLVRebels.com) - Junior guard Maauri Hardy and sophomore guard Bryce Hamilton combined for 36 points on 12 of 19 from the field as the UNLV men's basketball team won its fourth straight game and improved to 3-0 in Mountain West play with a 71-59 win over Air Force at the Thomas & Mack Center Jan. 4.

It marks just the second time that UNLV (8-8, 3-0) has started a MW season 3-0.

Hardy led all scorers with 21 points on 6 of 11 from the field, while Hamilton added 15 points on 6 of 8 shooting. Junior forward Mbacke Diong scored 12 points and sophomore guard Marvin Coleman tied his career high with 10 rebounds, setting a new career mark with six assists (only one turnover in a game-high 36 minutes).

Air Force (7-8, 1-2) had three players score in double figures, led by Lavelle Scottie's 19 points.

THE TURNING POINT: UNLV trailed by 11 points seven minutes into the game, but a 17-0 Runnin' Rebel run put them up by seven (27-20) with 5 minutes left until halftime. The Runnin' Rebels led by seven at the half (34-27) and increased their lead to as many as 20 points with seven minutes to go.

DEFENSIVE EFFORT: UNLV limited Air Force to its second-lowest point total of the season and held the Falcons to just 34.6 percent shooting (18 of 52) - their lowest of the season. After Air Force made each of its first five 3-point attempts, the Falcons shot 5 of 22 from long distance the rest of the game.

- NOTES:
- UNLV tied its season low for turnovers with 10.
- UNLV recorded 10 steals, while Air Force had 3.
- UNLV scored 22 points off 17 Air Force turnovers, while Air Force scored three points off UNLV's 10.
- UNLV led in points in the paint 32-16 and in bench scoring 20-5.
- UNLV has won each of its games during its four-game win streak by double digits.
- UNLV was without senior guard Elijah Mitrou-Long for the seventh straight game because of a broken thumb.
- UNLV junior forward Donnie Tillman did not play because he was late to shootaround.
- UNLV has made at least one 3-pointer in a NCAA-record 1,086 straight games.



Official Basketball Box Score - Final
UNLV at Boise St.
01/09/20 ExtrMile Arena, Boise
2019-20 Men's Basketball
Game Time: 2:00 AM
Game Duration: 2:06
Attendance: 4,509

Box score for UNLV vs Boise St. Includes player stats and Shooting By Period summary.

Box score for Boise St vs 73. Includes player stats and Shooting By Period summary.

Summary statistics comparing UNLV and Boise State across categories like Points from Turnovers, Paint, Second Chance, Fast Breaks, and Bench.

RUNNIN' REBELS FALL 73-66 AT BOISE STATE, DROP TO 3-1 IN MW PLAY

Bryce Hamilton led UNLV with 19 points as its four-game win streak was snapped at ExtraMile Arena

BOISE, Idaho (UNLVRebels.com) - Sophomore guard Bryce Hamilton led three Runnin' Rebels in double figures with 19 points, but the UNLV men's basketball team lost 73-66 to Boise State Jan. 8 at ExtraMile Arena.

Sophomore guard Marvin Coleman scored 12 points with a career-high five steals, while junior guard Maauri Hardy added 10 points for UNLV (8-9, 3-1).

Boise State (11-6, 3-2) also had three players score in double figures, led by Derrick Alston's double-double of 26 points and 10 rebounds. Justinian Jessup scored 18 points, while RJ Williams also recorded a double-double with 11 points and 10 rebounds.

The loss snapped UNLV's four-game win streak.

THE TURNING POINT: Back-to-back 3-pointers for Jessup gave Boise State a 10-point lead (46-36) with 16:30 left in the game. After trailing by as many as 13, UNLV fought back to cut its deficit to five with a minute to go, but another Jessup 3-pointer sealed it for Boise State.

COLD SHOOTING: As a team, UNLV made just 6 of its 25 3-point attempts (24 percent) and shot 37.7 percent from the field (23 of 61). Hardy and junior guard Jonah Antonio combined to shoot just 5 of 23 from the field, including 3 of 15 on 3-pointers.

QUOTABLE: "We talked to our guys coming in here about the intentional nature of what we need to do defensively to shut Alston down, and the physical nature of how we needed to play and have the courage to carry that on the road. I think we fell short in those two endeavors. Obviously Alston was tremendous tonight. He scored 26 but drew 10 fouls. He drives it right hard and we didn't do a great job taking that away and then there were key plays on the glass and effort and energy plays that we have been making the last couple of games that in key moments we didn't have tonight and that caused us to come up short." - UNLV head coach T.J. Otzelberger

- NOTES:
- Jessup was 5 of 6 from 3-point range, while Alston was 10 of 12 on free throws.
- UNLV junior forward Mbacke Diong equalled his season high of four blocks, all in the first half, but finished the game with just six points.
- UNLV trailed 36-31 at halftime after Alston made a 3-pointer right before the horn.
- UNLV scored 13 points off Boise State's 14 turnovers, while the Broncos scored seven points off the Runnin' Rebels' 13 turnovers.
- UNLV led in points in the paint 30-20, in second-chance points 16-7, and in bench scoring 27-13.
- UNLV was without senior guard Elijah Mitrou-Long for the eighth straight game because of a broken thumb.
- UNLV has made at least one 3-pointer in a NCAA-record 1,087 straight games.



Official Basketball Box Score -- Game Totals -- Final Statistics
UNLV vs Wyoming
01/11/20 5:05 pm at Laramie, Wyo. (Arena-Auditorium)

UNLV 78 - 9-9, 4-1 MW

Box score table for UNLV vs Wyoming. Columns include Player, Total, 3-Ptr, Rebounds, PF, TP, A TO Bk Stl, Min. Rows include Nick Blair, Mbacke Diong, Amauri Hardy, Jonah Antonio, Marvin Coleman, Jay Green, Donnie Tillman, Bryce Hamilton, Vitaliy Shibel, Team, and Totals.

Wyoming 69 - 5-13, 0-6 MW

Box score table for Wyoming vs UNLV. Columns include Player, Total, 3-Ptr, Rebounds, PF, TP, A TO Bk Stl, Min. Rows include THOMPSON Hunter, HENDRICKS, Jake, BANKS, AJ, FOSTER, Kenny, MALDONADO, Hunter, MARBLE, Kwane, FORNSTROM, Haize, TAYLOR, TJ, MILTON, Greg, PORTER, Brandon, Team, and Totals.

Officials: Tommy Nunez, D.G. Nelson, Brent Meaux
Technical fouls: UNLV-None, Wyoming-None.
Attendance: 3000

Score by periods table showing 1st, 2nd, OT, and Total scores for UNLV and Wyoming.

REBELS IMPROVE TO 4-1 IN MW PLAY WITH 78-69 OVERTIME WIN AT WYOMING

Marvin Coleman and Jonah Antonio made key 3-pointers in the extra period to propel UNLV to its second road win in conference

LARAMIE, Wyo. (UNLVRebels.com) - UNLV sophomore guard Marvin Coleman and junior guard Jonah Antonio both made 3-pointers early in overtime to give the Runnin' Rebels a six-point lead and eventual 78-69 win over Wyoming on Jan. 11 at Arena-Auditorium.

Sophomore guard Bryce Hamilton led the Runnin' Rebels (9-9, 4-1) in scoring with 19 points. Antonio added 15, Coleman had 14 and junior forward Donnie Tillman contributed 10.

Wyoming (5-13, 0-6) had three players score in double digits, led by Kwane Marble's 19. Jake Hendricks made a game-high six 3-pointers, scoring 18 points, while Hunter Maldonado added 16 as he was 10 of 13 on free throws.

It was UNLV's fifth win in its last six games and improved its Mountain West record to 4-1.

OVERTIME SCORING: Coleman and Antonio scored all 15 of UNLV's points in the extra period. Coleman was 1 of 2 on 3-pointers and 6 of 8 on free throws, while Antonio made 2 of 3 from beyond the arc. Wyoming cut UNLV's lead to 3 points with 1:46 to go, but could get no closer.

GOOD FORTUNE: UNLV was able to force the extra period by making some key shots, but also benefitted from Wyoming's free-throw shooting down the stretch. Coleman's 3-pointer with 1:13 to go in regulation cut the Runnin' Rebel deficit to four at 63-59. Wyoming then missed two free throws before UNLV senior forward Nick Blair made a floater, cutting the deficit to just two. Wyoming missed two more free throws before Tillman was fouled with 12.9 seconds remaining and his two free throws forced overtime. Wyoming finished regulation by missing five straight free-throw attempts and made just one field goal over the final five minutes.

QUOTABLE: "I'm proud of our guys. It was a choppy game with both teams switching a lot of defenses. We were on our heels, but at various points in the game, our guys stepped up and made key plays. Hamilton early, Hardy after halftime, Jonah hit some big shots, Coleman when he came back after the fouls. To win on the road is tough, I don't care who you play. Our guys found a way to step up at key moments to get the win." - UNLV head coach T.J. Otzelberger

"This win was huge for us. A conference win on the road, now we go back home and we have that much more momentum going into our next game. To grind this one out in overtime, we have been battle tested, but to get this one is big." - Coleman

NOTES:

- It marked UNLV's fifth overtime contest of the season.
UNLV is now 2-1 on the road in MW play.
UNLV has now won four straight games vs. Wyoming and six of the last seven meetings.
Antonio scored all of his points on 3-pointers, making 5 of 12.
UNLV outrebounded Wyoming 52-28, marking the 14th time this season it has recorded more rebounds than its opponent.
There were a total of 71 free throws attempted by both teams combined.
UNLV shot just 5 of 23 in the first half (21.7 percent), but made 50 percent of its shots in the second 20 minutes (14 of 28).
Wyoming scored 21 points off of UNLV's 14 turnovers, but UNLV scored 18 second-chance points in the game.
UNLV was without senior guard Elijah Mitrou-Long for the ninth straight game because of a broken thumb.
UNLV has made at least one 3-pointer in a NCAA-record 1,088 straight games.



Official Basketball Box Score - Final
San Jose St. at UNLV
01/16/20 Thomas & Mack Center, Las Vegas
2019-20 Men's Basketball

Game Time: 4:00 AM
Game Duration: 1:57
Attendance: 7,339

San Jose St. - 87

Record: 6-13 (2-5)

Officials: Eric Curry, Gerry Poland, Tom O'Neil

Box score table for San Jose State vs UNLV. Columns include NO. Name, Min, FG, 3P, FT, Rebounds, Fouls, TP, AS, TO, ST, Blocks, +/-, Shooting By Period. Rows include Christian Anigwe, Ralph Agee, Brae Ivey, Omari Moore, Seneca Knight, Richard Washington, Zach Chappell, Eduardo Lane, Trey Smith, Caleb Simmons, Kaison Hammonds, Isiah Nichols, Team, and Totals.

UNLV - 98

Record: 10-9 (5-1)

Technical Fouls: Coach 1st 13:06

Box score table for UNLV vs San Jose State. Columns include NO. Name, Min, FG, 3P, FT, Rebounds, Fouls, TP, AS, TO, ST, Blocks, +/-, Shooting By Period. Rows include Nick Blair, Mbacke Diong, Amauri Hardy, Jonah Antonio, Marvin Coleman, Bryce Hamilton, Vitaliy Shibel, Donnie Tillman, Cheickna Dembele, Team, and Totals.

Technical Fouls: NONE

Summary statistics table comparing SJSU and UNLV across categories like Biggest lead, Best Scoring Run, Lead Changes, Times Tied, and Time with Lead.

RUNNIN' REBELS WIN 5TH STRAIGHT AT HOME, IMPROVE TO 5-1 IN MW PLAY

Six UNLV players score in double figures in 98-87 victory over SJSU to take sole possession of second place in the conference

LAS VEGAS (UNLVRebels.com) - Six Runnin' Rebels scored in double figures as the UNLV men's basketball team (10-9, 5-1) defeated San Jose State 98-87 Jan. 15 at the Thomas & Mack Center.

It was UNLV's fifth straight win at home, gave it sole possession of second place in the Mountain West and was its sixth victory in its last seven games.

Sophomore Marvin Coleman led the team in scoring with 17 points, while junior Amauri Hardy and sophomore Bryce Hamilton each had 16, junior Jonah Antonio scored 15, junior Mbacke Diong contributed 12 and junior Donnie Tillman added 10. Diong recorded a game-high 13 rebounds for his fourth double-double of the season.

San Jose State (6-13, 2-5) had four players in double-digit scoring, led by Seneca Knight's 30 points.

HOT SHOOTING: Antonio made 5 of 10 3-pointers vs. the Spartans and has connected from long distance on 10 of 22 over his last two games.

SHARING THE BALL: Coleman and Hardy combined for 16 assists, each recording a season-high eight. As a team, UNLV dished out a season-high 23 assists on 31 made baskets.

NOTES:

- UNLV's five-game home win streak is its longest in four years.
The 98 points scored is a season high.
UNLV shot 55.4 percent from the field (31 of 56), running its record to 5-0 in games where it shoots 50 percent or better.
The Runnin' Rebels shot 40 percent from 3-point range (8 of 20) and a season-high 84.8 percent from the free-throw line (28 of 33).
After making just 1 of 8 3-pointers in the first half, UNLV shot 7 of 12 from long distance over the final 20 minutes.
UNLV led by as many as 20 points with 5:41 to go in the game.
UNLV outscored SJSU 42-28 in points in the paint and 15-7 in second-chance points.
UNLV outrebounded SJSU 45-23, marking the 15th time this season it has recorded more rebounds than its opponent.
UNLV was without senior guard Elijah Mitrou-Long for the 10th straight game because of a broken thumb.
UNLV has made at least one 3-pointer in a NCAA-record 1,089 straight games.



2019-20 SEASON HIGHS

PTS - 17 - Purdue Fort Wayne -11/5/19
 RBS - 5 - Three times (last vs. San Jose State) 1/15/20
 AST - 2 - Four times (last vs. Air Force) 1/4/20
 BLK - 1 - Pacific - 12/18/19
 STL - 3 - Twice (last vs. Air Force) 1/4/20
 DOUBLE-DOUBLES - 0

CAREER HIGHS

PTS - 23 - York (Pa.) - 11/21/17
 RBS - 10 - York (Pa.) - 11/21/17
 AST - 3 - Twice (last at Sacred Heart) 2/17/18
 BLK - 3 - Twice (last vs. Wagner) 2/24/18
 STL - 4 - Washington College - 12/15/17
 DOUBLE-DOUBLES - 1 - York (Pa.) - 11/21/17 - 23 points, 10 rebounds

ANTONIO'S UNLV CAREER STATISTICS

YEAR	GP	GS	MIN	AVG	FG	FGA	PCT	3FG	3FGA	PCT	FT	FTA	PCT	OR	DR	TOT	AVG	PF	FO	AST	TO	BLK	ST	PTS	AVG
2019-20	13	10	340	26.2	34	107	.318	30	94	.319	0	2	.000	5	27	32	2.5	18	1	11	8	1	10	98	7.5
TOTAL	13	10	340	26.2	34	107	.318	30	94	.319	0	2	.000	5	27	32	2.5	18	1	11	8	1	10	98	7.5

ANTONIO'S 2019-20 SEASON GAME-BY-GAME STATISTICS

OPPONENT	DATE	GS	MIN	FG	FGA	PCT	3FG	3FGA	PCT	FT	FTA	PCT	OR	DR	TOT	AVG	PF	FO	AST	TO	BLK	ST	PTS	AVG	
PURDUE FW	11/05/19	*	34	6	11	.545	5	9	.556	0	0	.000	0	5	5	5.0	0	0	0	1	0	0	0	17	17.0
KANSAS ST.	11/09/19	*	28	1	6	.167	1	6	.167	0	0	.000	2	1	3	4.0	0	0	0	0	0	0	1	3	10.0
at California	11/12/19	*	42	3	5	.600	3	5	.600	0	0	.000	0	0	0	2.7	3	0	2	1	0	0	0	9	9.7
at UCLA	11/15/19	*	11	0	1	.000	0	1	.000	0	0	.000	0	0	0	2.0	2	0	0	1	0	0	0	0	7.3
ABILENE CHRISTIAN	11/18/19	*	31	2	10	.200	1	7	.143	0	0	.000	0	2	2	2.0	0	0	1	3	0	0	0	5	6.8
PACIFIC	12/18/19	*	21	1	6	.167	1	6	.167	0	0	.000	0	1	1	1.8	1	0	2	0	1	1	3	6.2	
ROBERT MORRIS	12/21/19		9	2	6	.333	1	5	.200	0	0	.000	0	0	0	1.6	0	0	1	0	0	0	0	5	6.0
EASTERN MICH.	12/28/19		28	3	11	.273	3	8	.375	0	0	.000	2	3	5	2.0	0	0	2	1	0	3	9	6.4	
UTAH ST.	01/01/20		28	2	9	.222	2	8	.250	0	0	.000	0	4	4	2.2	2	0	1	0	0	1	6	6.3	
AIR FORCE	01/04/20	*	26	2	9	.222	2	9	.222	0	2	.000	0	1	1	2.1	1	0	2	0	0	3	6	6.3	
at Boise St.	01/08/20	*	25	2	10	.200	1	8	.125	0	0	.000	0	2	2	2.1	5	1	0	1	0	1	5	6.2	
at Wyoming	01/11/20	*	32	5	12	.417	5	12	.417	0	0	.000	1	3	4	2.3	2	0	0	0	0	0	0	15	6.9
SAN JOSE ST.	01/15/20	*	25	5	11	.455	5	10	.500	0	0	.000	0	5	5	2.5	2	0	0	0	0	0	0	15	7.5
Totals		10	340	34	107	.318	30	94	.319	0	2	.000	5	27	32	2.5	18	1	11	8	1	10	98	7.5	



2019-20 SEASON HIGHS

PTS - 14 - Pacific - 12/18/19
 RBS - 10 - Kansas State - 11/9/19
 AST - 3 - Twice (last vs. Robert Morris) 12/21/19
 BLK - 2 - Four times (last at Fresno State) 12/4/19
 STL - 2 - Twice (last vs. Air Force) 1/4/20
 DOUBLE-DOUBLES - 0

CAREER HIGHS

PTS - 26 - New Mexico - 1/22/19
 RBS - 12 - San Jose State - 1/19/19
 AST - 3 - Three times (last vs. Robert Morris) 12/21/19
 BLK - 2 - Four times (last at Fresno State) 12/4/19
 STL - 2 - Three times (last vs. Air Force) 1/4/20
 DOUBLE-DOUBLES - 0

BLAIR'S UNLV CAREER STATISTICS

YEAR	GP	GS	MIN	AVG	FG	FGA	PCT	3FG	3FGA	PCT	FT	FTA	PCT	OR	DR	TOT	AVG	PF	FO	AST	TO	BLK	ST	PTS	AVG
2018-19	19	2	401	21.1	41	100	.410	13	39	.333	24	35	.686	32	69	101	5.3	32	1	19	21	4	8	119	6.3
2019-20	19	9	380	20.0	35	56	.625	4	11	.364	16	27	.593	22	49	71	3.7	46	2	13	18	14	10	90	4.7
TOTAL	38	11	781	20.6	76	156	.487	17	50	.340	40	62	.645	54	118	172	4.5	78	3	32	39	18	18	209	5.5

BLAIR'S 2019-20 SEASON GAME-BY-GAME STATISTICS

OPPONENT	DATE	GS	MIN	FG	FGA	PCT	3FG	3FGA	PCT	FT	FTA	PCT	OR	DR	TOT	AVG	PF	FO	AST	TO	BLK	ST	PTS	AVG
PURDUE FW	11/05/19	19	1	2	.500	0	0	.000	1	2	.500	1	2	3	3.0	3	0	0	1	0	0	0	3	3.0
KANSAS ST.	11/09/19	33	1	2	.500	0	0	.000	1	1	1.000	5	5	10	6.5	3	0	0	1	2	1	3	3.0	
at California	11/12/19	12	2	2	1.000	0	0	.000	0	0	.000	1	1	2	5.0	5	1	0	0	1	0	4	3.3	
at UCLA	11/15/19	13	0	0	.000	0	0	.000	0	0	.000	0	0	0	3.8	1	0	0	1	0	0	0	2.5	
ABILENE CHRISTIAN	11/18/19	8	1	1	1.000	0	0	.000	0	0	.000	1	0	1	3.2	2	0	0	0	0	0	0	2	2.4
TEXAS ST.	11/20/19	*	16	1	3	.333	0	0	.000	0	0	.000	2	3	5	3.5	3	0	0	2	2	0	2	2.3
SMU	11/23/19	12	0	0	.000	0	0	.000	2	2	1.000	2	1	3	3.4	0	0	1	1	1	1	0	2	2.3
JACKSON ST.	11/26/19	16	5	6	.833	0	1	.000	0	1	.000	0	2	2	3.3	5	1	0	1	2	1	10	3.3	
at Cincinnati	11/30/19	19	1	1	1.000	0	0	.000	1	2	.500	1	0	1	3.0	1	0	0	0	0	1	3	3.2	
at Fresno State	12/04/19	19	0	2	.000	0	0	.000	1	2	.500	3	3	6	3.3	3	0	0	1	2	0	1	3.0	
vs BYU	12/07/19	23	5	8	.625	0	2	.000	0	1	.000	0	7	7	3.6	0	0	0	1	0	1	10	3.6	
PACIFIC	12/18/19	*	31	5	6	.833	4	5	.800	0	0	.000	0	3	3	3.6	3	0	3	2	0	0	14	4.5
ROBERT MORRIS	12/21/19	*	25	2	7	.286	0	1	.000	1	2	.500	2	3	5	3.7	2	0	3	2	1	1	5	4.5
EASTERN MICH.	12/28/19	*	9	0	0	.000	0	0	.000	1	2	.500	0	2	2	3.6	2	0	0	3	0	2	1	4.3
UTAH ST.	01/01/20	*	22	2	4	.500	0	0	.000	0	0	.000	1	0	1	3.4	1	0	2	0	1	1	4	4.3
AIR FORCE	01/04/20	*	30	2	4	.500	0	2	.000	2	4	.500	1	3	4	3.4	4	0	1	1	0	2	6	4.4
at Boise St.	01/08/20	*	24	2	2	1.000	0	0	.000	2	2	1.000	1	5	6	3.6	2	0	1	0	0	0	6	4.5
at Wyoming	01/11/20	*	31	3	4	.750	0	0	.000	0	0	.000	1	8	9	3.9	2	0	1	1	1	0	6	4.6
SAN JOSE ST.	01/15/20	*	18	2	2	1.000	0	0	.000	4	6	.667	0	1	1	3.7	4	0	1	0	1	0	8	4.7
Totals		9	380	35	56	.625	4	11	.364	16	27	.593	22	49	71	3.7	46	2	13	18	14	10	90	4.7



2019-20 SEASON HIGHS
 PTS - 17 - San Jose State - 1/15/20
 RBS - 10 - Twice (last vs. Air Force) 1/4/20
 AST - 8 - San Jose State - 1/15/20
 BLK - 0
 STL - 5 - at Boise State - 1/8/20
 DOUBLE-DOUBLES - 0

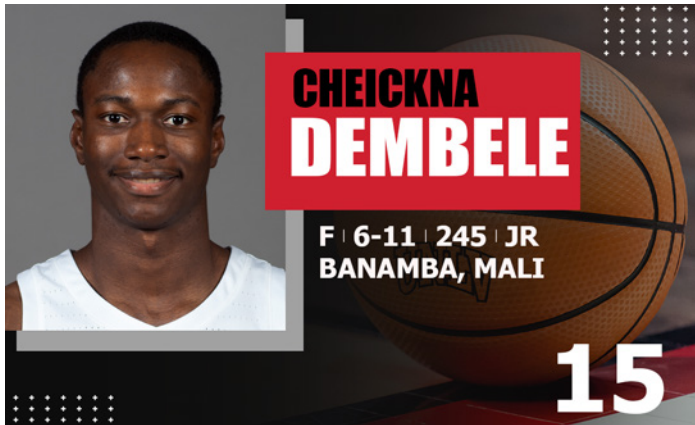
CAREER HIGHS
 PTS - 17 - San Jose State - 1/15/20
 RBS - 10 - Twice (last vs. Air Force) 1/4/20
 AST - 8 - San Jose State - 1/15/20
 BLK - 0
 STL - 5 - at Boise State - 1/8/20
 DOUBLE-DOUBLES - 0

COLEMAN'S CAREER STATISTICS

YEAR	GP	GS	MIN	AVG	FG	FGA	PCT	3FG	3FGA	PCT	FT	FTA	PCT	OR	DR	TOT	AVG	PF	FO	AST	TO	BLK	ST	PTS	AVG
2018-19	11	0	46	4.2	5	10	.500	1	2	.500	6	6	1.000	1	2	3	0.3	9	0	5	2	0	3	17	1.5
2019-20	15	8	332	22.1	27	61	.443	10	31	.323	30	36	.833	13	42	55	3.7	32	0	27	24	0	17	94	6.3
TOTAL	26	8	378	14.5	32	71	.451	11	33	.333	36	42	.857	14	44	58	2.2	41	0	32	26	0	20	111	4.3

COLEMAN'S 2019-20 SEASON GAME-BY-GAME STATISTICS

OPPONENT	DATE	GS	MIN	FG	FGA	PCT	3FG	3FGA	PCT	FT	FTA	PCT	OR	DR	TOT	AVG	PF	FO	AST	TO	BLK	ST	PTS	AVG
at UCLA	11/15/19	1	0	0	0	.000	0	0	.000	0	0	.000	0	0	0	0.0	0	0	0	0	0	0	0	0.0
TEXAS ST.	11/20/19	13	0	1	0	.000	0	0	.000	0	0	.000	1	0	1	0.5	3	0	0	0	0	0	0	0.0
SMU	11/23/19	8	0	0	0	.000	0	0	.000	0	0	.000	0	2	2	1.0	0	0	0	1	0	0	0	0.0
JACKSON ST.	11/26/19	9	1	5	2	.200	0	2	.000	0	1	.000	1	0	1	1.0	2	0	1	0	0	0	2	0.5
at Cincinnati	11/30/19	1	0	0	0	.000	0	0	.000	0	0	.000	0	0	0	0.8	1	0	0	0	0	0	0	0.4
at Fresno State	12/04/19	27	1	2	2	.500	1	2	.500	2	2	1.000	0	4	4	1.3	3	0	1	1	0	0	5	1.2
vs BYU	12/07/19	26	1	6	6	.167	0	2	.000	0	0	.000	1	2	3	1.6	0	0	0	1	0	0	2	1.3
PACIFIC	12/18/19	* 33	2	5	4	.400	0	1	.000	2	2	1.000	3	5	8	2.4	1	0	2	0	0	0	2	1.9
ROBERT MORRIS	12/21/19	* 30	6	7	8	.857	2	2	1.000	2	4	.500	0	2	2	2.3	3	0	3	3	0	2	16	3.4
EASTERN MICH.	12/28/19	* 30	2	5	4	.400	1	2	.500	2	2	1.000	2	8	10	3.1	2	0	2	4	0	2	7	3.8
UTAH ST.	01/01/20	* 25	2	6	3	.333	1	4	.250	2	2	1.000	1	3	4	3.2	4	0	1	4	0	1	7	4.1
AIR FORCE	01/04/20	* 37	3	7	4	.429	0	4	.000	0	0	.000	1	9	10	3.8	4	0	6	1	0	1	6	4.3
at Boise St.	01/08/20	* 33	4	6	6	.667	1	3	.333	3	3	1.000	1	0	1	3.5	3	0	2	2	0	5	12	4.8
at Wyoming	01/11/20	* 26	2	4	5	.500	2	3	.667	8	10	.800	1	4	5	3.6	4	0	1	3	0	1	14	5.5
SAN JOSE ST.	01/15/20	* 33	3	7	4	.429	2	6	.333	9	10	.900	1	3	4	3.7	2	0	8	4	0	1	17	6.3
Totals		8	332	27	61	.443	10	31	.323	30	36	.833	13	42	55	3.7	32	0	27	24	0	17	94	6.3



2019-20 SEASON HIGHS

PTS - 1 - Jackson State - 11/26/19
 RBS - 3 - at Cincinnati - 11/30/19
 AST - 1 - Twice (last at Fresno State) 12/4/19
 BLK - 1 - Jackson State - 11/26/19
 STL - 0
 DOUBLE-DOUBLES - 0

CAREER HIGHS

PTS - 13 - Incarnate World - 12/14/16
 RBS - 11 - at Wyoming - 1/25/17
 AST - 3 - Mississippi Valley State - 12/20/17
 BLK - 5 - San Diego State - 3/8/17
 STL - 1 - 10 times (last vs. Southern Utah) 11/23/18
 DOUBLE-DOUBLES - 0

DEMBELE'S CAREER STATISTICS

YEAR	GP	GS	MIN	AVG	FG	FGA	PCT	3FG	3FGA	PCT	FT	FTA	PCT	OR	DR	TOT	AVG	PF	FO	AST	TO	BLK	ST	PTS	AVG
2016-17	28	17	537	19.2	42	92	.457	0	0	.000	27	56	.482	53	70	123	4.4	71	2	7	47	35	4	111	4.0
2017-18	25	0	177	7.1	14	30	.467	0	0	.000	13	28	.464	23	9	32	1.3	19	0	10	12	14	5	41	1.6
2018-19	9	0	73	8.1	4	12	.333	0	0	.000	5	8	.625	9	15	24	2.7	6	0	1	5	2	1	13	1.4
2019-20	15	0	92	6.1	0	3	.000	0	0	.000	1	2	.500	7	7	14	0.9	12	0	2	2	1	0	1	0.1
TOTAL	77	17	879	11.4	60	137	.438	0	0	.000	46	94	.489	92	101	193	2.5	108	2	20	66	52	10	166	2.2

DEMBELE'S 2019-20 SEASON GAME-BY-GAME STATISTICS

OPPONENT	DATE	GS	MIN	FG	FGA	PCT	3FG	3FGA	PCT	FT	FTA	PCT	OR	DR	TOT	AVG	PF	FO	AST	TO	BLK	ST	PTS	AVG	
PURDUE FW	11/05/19	3	0	0	0	.000	0	0	.000	0	0	.000	1	0	1	1.0	1	0	0	1	0	0	0	0	0.0
KANSAS ST.	11/09/19	7	0	0	0	.000	0	0	.000	0	0	.000	2	0	2	1.5	0	0	1	0	0	0	0	0	0.0
at California	11/12/19	10	0	1	0	.000	0	0	.000	0	0	.000	0	1	1	1.3	0	0	0	0	0	0	0	0	0.0
at UCLA	11/15/19	12	0	0	0	.000	0	0	.000	0	0	.000	0	1	1	1.3	2	0	0	1	0	0	0	0	0.0
TEXAS ST.	11/20/19	2	0	0	0	.000	0	0	.000	0	0	.000	0	0	0	1.0	0	0	0	0	0	0	0	0	0.0
SMU	11/23/19	5	0	0	0	.000	0	0	.000	0	0	.000	1	0	1	1.0	0	0	0	0	0	0	0	0	0.0
JACKSON ST.	11/26/19	1	0	0	0	.000	0	0	.000	1	2	.500	0	1	1	1.0	0	0	0	0	1	0	1	0	0.1
at Cincinnati	11/30/19	7	0	0	0	.000	0	0	.000	0	0	.000	0	3	3	1.3	2	0	0	0	0	0	0	0	0.1
at Fresno State	12/04/19	20	0	0	0	.000	0	0	.000	0	0	.000	1	1	2	1.3	4	0	1	0	0	0	0	0	0.1
vs BYU	12/07/19	4	0	1	0	.000	0	0	.000	0	0	.000	0	0	0	1.2	2	0	0	0	0	0	0	0	0.1
ROBERT MORRIS	12/21/19	5	0	0	0	.000	0	0	.000	0	0	.000	0	0	0	1.1	0	0	0	0	0	0	0	0	0.1
EASTERN MICH.	12/28/19	8	0	1	0	.000	0	0	.000	0	0	.000	2	0	2	1.2	1	0	0	0	0	0	0	0	0.1
UTAH ST.	01/01/20	2	0	0	0	.000	0	0	.000	0	0	.000	0	0	0	1.1	0	0	0	0	0	0	0	0	0.1
UTAH ST.	01/01/20	2	0	0	0	.000	0	0	.000	0	0	.000	0	0	0	1.1	0	0	0	0	0	0	0	0	0.1
at Boise St.	01/08/20	5	0	0	0	.000	0	0	.000	0	0	.000	0	0	0	1.0	0	0	0	0	0	0	0	0	0.1
SAN JOSE ST.	01/15/20	1	0	0	0	.000	0	0	.000	0	0	.000	0	0	0	0.9	0	0	0	0	0	0	0	0	0.1
Totals		0	92	0	3	.000	0	0	.000	1	2	.500	7	7	14	0.9	12	0	2	2	1	0	1	0.1	



2019-20 SEASON HIGHS

PTS - 19 - Jackson State - 11/26/19
 RBS - 17 - Purdue Fort Wayne -11/5/19
 AST - 2 - Twice (last vs. Jackson State) 11/26/19
 BLK - 4 - Three times (last at Boise State) 1/8/20
 STL - 3 - Kansas State - 11/9/19
 DOUBLE-DOUBLES - 4 - Last - San Jose State - 1/15/20 - 12 pts, 13 rebs

CAREER HIGHS

PTS - 19 - Jackson State - 11/26/19
 RBS - 17 - Purdue Fort Wayne -11/5/19
 AST - 2 - Four times (last vs. Jackson State) 11/26/19
 BLK - 5 - Loyola Marymount - 11/10/18
 STL - 3 - Three times (last vs. Kansas State) 11/9/19
 DOUBLE-DOUBLES - 5 - Last - San Jose State -1/15/20 - 12 pts, 13 rebs

DIONG'S CAREER STATISTICS

YEAR	GP	GS	MIN	AVG	FG	FGA	PCT	3FG	3FGA	PCT	FT	FTA	PCT	OR	DR	TOT	AVG	PF	FO	AST	TO	BLK	ST	PTS	AVG
2017-18	30	0	276	9.2	22	40	.550	0	0	.000	18	29	.621	20	54	74	2.5	59	0	6	21	21	13	62	2.1
2018-19	27	22	654	24.2	75	127	.591	0	2	.000	37	71	.521	71	112	183	6.8	90	4	8	35	41	20	187	6.9
2019-20	19	19	566	29.8	68	118	.576	1	7	.143	38	59	.644	67	106	173	9.1	56	2	10	35	27	17	175	9.2
TOTAL	76	41	1496	19.7	165	285	.579	1	9	.111	93	159	.585	158	272	430	5.7	205	6	24	91	89	50	424	5.6

DIONG'S 2019-20 SEASON GAME-BY-GAME STATISTICS

OPPONENT	DATE	GS	MIN	FG	FGA	PCT	3FG	3FGA	PCT	FT	FTA	PCT	OR	DR	TOT	AVG	PF	FO	AST	TO	BLK	ST	PTS	AVG
PURDUE FW	11/05/19	*	33	5	9	.556	0	0	.000	7	8	.875	6	11	17	17.0	3	0	2	3	4	0	17	17.0
KANSAS ST.	11/09/19	*	38	2	4	.500	0	0	.000	0	0	.000	6	5	11	14.0	3	0	1	4	1	3	4	10.5
at California	11/12/19	*	32	4	5	.800	0	0	.000	0	0	.000	4	4	8	12.0	3	0	0	1	2	0	8	9.7
at UCLA	11/15/19	*	26	0	2	.000	0	0	.000	0	0	.000	3	4	7	10.8	3	0	0	1	2	1	0	7.3
ABILENE CHRISTIAN	11/18/19	*	24	3	3	1.000	0	0	.000	1	1	1.000	4	6	10	10.6	2	0	0	0	2	2	7	7.2
TEXAS ST.	11/20/19	*	35	3	4	.750	0	0	.000	2	5	.400	5	6	11	10.7	5	1	0	3	0	0	8	7.3
SMU	11/23/19	*	35	3	5	.600	0	0	.000	4	4	1.000	4	5	9	10.4	2	0	0	1	1	1	10	7.7
JACKSON ST.	11/26/19	*	32	8	11	.727	1	1	1.000	2	6	.333	6	7	13	10.8	3	0	2	0	2	1	19	9.1
at Cincinnati	11/30/19	*	36	3	4	.750	0	0	.000	1	2	.500	2	7	9	10.6	1	0	1	3	0	0	7	8.9
at Fresno State	12/04/19	*	24	4	6	.667	0	0	.000	0	0	.000	2	4	6	10.1	5	1	0	1	0	0	8	8.8
vs BYU	12/07/19	*	34	3	8	.375	0	2	.000	1	3	.333	4	3	7	9.8	4	0	0	1	0	0	7	8.6
PACIFIC	12/18/19	*	26	1	5	.200	0	0	.000	4	5	.800	4	3	7	9.6	3	0	0	4	1	1	6	8.4
ROBERT MORRIS	12/21/19	*	21	7	10	.700	0	0	.000	3	5	.600	4	3	7	9.4	4	0	1	2	0	1	17	9.1
EASTERN MICH.	12/28/19	*	28	6	9	.667	0	0	.000	3	5	.600	1	4	5	9.1	3	0	0	3	0	1	15	9.5
UTAH ST.	01/01/20	*	28	4	8	.500	0	1	.000	2	2	1.000	6	8	14	9.4	2	0	0	0	4	1	10	9.5
AIR FORCE	01/04/20	*	32	4	9	.444	0	2	.000	4	7	.571	2	6	8	9.3	2	0	1	0	2	2	12	9.7
at Boise St.	01/08/20	*	31	2	4	.500	0	0	.000	2	2	1.000	0	3	3	8.9	2	0	0	4	4	1	6	9.5
at Wyoming	01/11/20	*	23	0	2	.000	0	0	.000	2	4	.500	1	7	8	8.9	2	0	1	2	1	2	2	9.1
SAN JOSE ST.	01/15/20	*	28	6	10	.600	0	1	.000	0	0	.000	3	10	13	9.1	4	0	1	2	1	0	12	9.2
Totals		19	566	68	118	.576	1	7	.143	38	59	.644	67	106	173	9.1	56	2	10	35	27	17	175	9.2



2019-20 SEASON HIGHS

PTS - 6 - Robert Morris - 12/21/19
 RBS - 6 - Robert Morris - 12/21/19
 AST - 3 - Robert Morris - 12/21/19
 BLK - 0
 STL - 1 - Robert Morris - 12/21/19
 DOUBLE-DOUBLES - 0

CAREER HIGHS

PTS - 6 - Robert Morris - 12/21/19
 RBS - 6 - Robert Morris - 12/21/19
 AST - 3 - Robert Morris - 12/21/19
 BLK - 0
 STL - 1 - Twice (last vs. Robert Morris) 12/21/19
 DOUBLE-DOUBLES - 0

GREEN'S CAREER STATISTICS

YEAR	GP	GS	MIN	AVG	FG	FGA	PCT	3FG	3FGA	PCT	FT	FTA	PCT	OR	DR	TOT	AVG	PF	FO	AST	TO	BLK	ST	PTS	AVG
2017-18	15	0	62	4.1	5	14	.357	1	5	.200	1	2	.500	3	1	4	0.3	12	0	3	5	0	1	12	0.8
2019-20	8	2	59	7.4	3	5	.600	0	0	.000	0	2	.000	6	3	9	1.1	6	0	3	0	0	1	6	0.8
TOTAL	23	2	121	5.3	8	19	.421	1	5	.200	1	4	.250	9	4	13	0.6	18	0	6	5	0	2	18	0.8

GREEN'S 2019-20 SEASON GAME-BY-GAME STATISTICS

OPPONENT	DATE	GS	MIN	FG	FGA	PCT	3FG	3FGA	PCT	FT	FTA	PCT	OR	DR	TOT	AVG	PF	FO	AST	TO	BLK	ST	PTS	AVG	
at UCLA	11/15/19	1	0	0	0	.000	0	0	.000	0	0	.000	0	0	0	0.0	0	0	0	0	0	0	0	0	0.0
JACKSON ST.	11/26/19	1	0	0	0	.000	0	0	.000	0	0	.000	0	0	0	0.0	0	0	0	0	0	0	0	0	0.0
ROBERT MORRIS	12/21/19	*	32	3	5	.600	0	0	.000	0	0	.000	4	2	6	2.0	2	0	3	0	0	0	1	6	2.0
EASTERN MICH.	12/28/19	*	3	0	0	.000	0	0	.000	0	0	.000	0	0	0	1.5	0	0	0	0	0	0	0	0	1.5
UTAH ST.	01/01/20	2	0	0	0	.000	0	0	.000	0	0	.000	0	0	0	1.2	0	0	0	0	0	0	0	0	1.2
AIR FORCE	01/04/20	11	0	0	0	.000	0	0	.000	0	0	.000	1	0	1	1.2	1	0	0	0	0	0	0	0	1.0
at Boise St.	01/08/20	1	0	0	0	.000	0	0	.000	0	0	.000	0	0	0	1.0	0	0	0	0	0	0	0	0	0.9
at Wyoming	01/11/20	8	0	0	0	.000	0	0	.000	0	2	.000	1	1	2	1.1	3	0	0	0	0	0	0	0	0.8
Totals		2	59	3	5	.600	0	0	.000	0	2	.000	6	3	9	1.1	6	0	3	0	0	0	1	6	0.8



2019-20 SEASON HIGHS

PTS - 21 - at Fresno State - 12/4/19
 RBS - 14 - at Fresno State - 12/4/19
 AST - 4 - at Fresno State - 12/4/19
 BLK - 2 - Eastern Michigan - 12/28/19
 STL - 2 - San Jose State - 1/15/20
 DOUBLE-DOUBLES - 1 - at Fresno State - 12/4/19 - 21 points, 14 rebounds

CAREER HIGHS

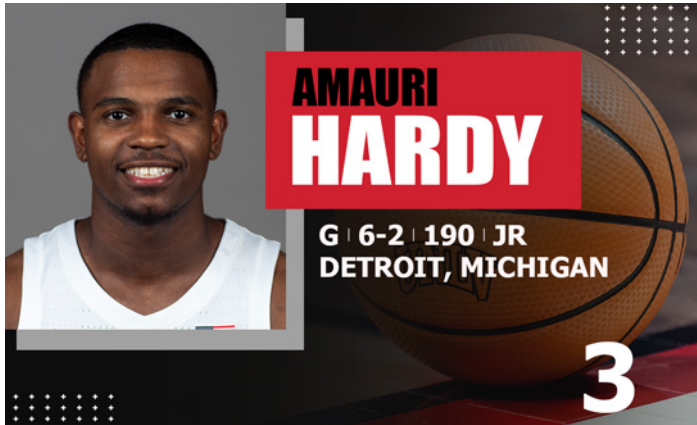
PTS - 21 - at Fresno State - 12/4/19
 RBS - 14 - at Fresno State - 12/4/19
 AST - 4 - at Fresno State - 12/4/19
 BLK - 2 - Eastern Michigan - 12/28/19
 STL - 3 - San Jose State 1/19/19
 DOUBLE-DOUBLES - 1 - at Fresno State - 12/4/19 - 21 points, 14 rebounds

HAMILTON'S CAREER STATISTICS

YEAR	GP	GS	MIN	AVG	FG	FGA	PCT	3FG	3FGA	PCT	FT	FTA	PCT	OR	DR	TOT	AVG	PF	FO	AST	TO	BLK	ST	PTS	AVG
2018-19	31	0	402	13.0	48	136	.353	21	71	.296	17	27	.630	8	41	49	1.6	38	0	19	16	5	10	134	4.3
2019-20	19	3	449	23.6	81	191	.424	16	56	.286	45	70	.643	31	56	87	4.6	43	2	23	43	2	10	223	11.7
TOTAL	50	3	851	17.0	129	327	.394	37	127	.291	62	97	.639	39	97	136	2.7	81	2	42	59	7	20	357	7.1

HAMILTON'S 2019-20 SEASON GAME-BY-GAME STATISTICS

OPPONENT	DATE	GS	MIN	FG	FGA	PCT	3FG	3FGA	PCT	FT	FTA	PCT	OR	DR	TOT	AVG	PF	FO	AST	TO	BLK	ST	PTS	AVG
PURDUE FW	11/05/19		17	3	8	.375	0	2	.000	1	1	1.000	0	1	1	1.0	3	0	0	0	0	0	7	7.0
KANSAS ST.	11/09/19		28	3	12	.250	1	5	.200	1	2	.500	0	5	5	3.0	5	1	0	4	0	1	8	7.5
at California	11/12/19		7	2	6	.333	0	0	.000	2	2	1.000	2	0	2	2.7	0	0	0	0	0	0	6	7.0
at UCLA	11/15/19		27	4	12	.333	0	3	.000	2	2	1.000	2	2	4	3.0	0	0	2	4	0	1	10	7.8
ABILENE CHRISTIAN	11/18/19		24	1	5	.200	0	3	.000	4	6	.667	1	3	4	3.2	0	0	2	1	0	0	6	7.4
TEXAS ST.	11/20/19		28	2	8	.250	1	3	.333	2	2	1.000	0	1	1	2.8	1	0	1	2	0	0	7	7.3
SMU	11/23/19		17	6	11	.545	4	6	.667	2	4	.500	1	2	3	2.9	2	0	2	0	0	0	18	8.9
JACKSON ST.	11/26/19		26	5	10	.500	1	4	.250	1	3	.333	2	4	6	3.3	4	0	3	5	0	1	12	9.3
at Cincinnati	11/30/19	*	36	2	9	.222	0	1	.000	3	4	.750	1	4	5	3.4	3	0	1	3	0	0	7	9.0
at Fresno State	12/04/19	*	43	7	18	.389	3	8	.375	4	7	.571	5	9	14	4.5	1	0	4	1	0	1	21	10.2
vs BYU	12/07/19	*	26	2	9	.222	1	2	.500	1	2	.500	3	3	6	4.6	3	0	1	4	0	0	6	9.8
PACIFIC	12/18/19		18	5	9	.556	1	2	.500	2	2	1.000	1	3	4	4.6	3	0	0	1	0	1	13	10.1
ROBERT MORRIS	12/21/19		7	0	1	.000	0	1	.000	0	0	.000	0	0	0	4.2	0	0	0	1	0	0	0	9.3
EASTERN MICH.	12/28/19		25	5	14	.357	0	3	.000	3	5	.600	3	5	8	4.5	1	0	0	1	2	1	13	9.6
UTAH ST.	01/01/20		22	9	11	.818	0	1	.000	2	6	.333	1	5	6	4.6	3	0	0	3	0	1	20	10.3
AIR FORCE	01/04/20		19	6	8	.750	1	3	.333	2	4	.500	1	2	3	4.5	2	0	1	4	0	1	15	10.6
at Boise St.	01/08/20		26	7	18	.389	1	4	.250	4	6	.667	4	3	7	4.6	4	0	1	2	0	0	19	11.1
at Wyoming	01/11/20		25	6	12	.500	2	4	.500	5	8	.625	3	2	5	4.7	5	1	2	3	0	0	19	11.5
SAN JOSE ST.	01/15/20		28	6	10	.600	0	1	.000	4	4	1.000	1	2	3	4.6	3	0	3	4	0	2	16	11.7
Totals		3	449	81	191	.424	16	56	.286	45	70	.643	31	56	87	4.6	43	2	23	43	2	10	223	11.7



2019-20 SEASON HIGHS

PTS - 27 - Kansas State - 11/9/19
 RBS - 8 - at Boise State - 1/8/20
 AST - 8 - San Jose State - 1/15/20
 BLK - 1 - Three times (last vs. SMU) 11/23/19
 STL - 3 - Eastern Michigan - 12/28/19
 DOUBLE-DOUBLES - 0

CAREER HIGHS

PTS - 27 - Kansas State - 11/9/19
 RBS - 11 - Boise State - 3/2/19
 AST - 9 - Colorado State - 1/2/19
 BLK - 2 - Twice (last vs. Fresno State) 2/9/19
 STL - 3 - Three times (last vs. Eastern Michigan) 12/28/19
 DOUBLE-DOUBLES - 1 - Boise State - 3/2/19 - 16 points, 11 rebounds

HARDY'S CAREER STATISTICS

YEAR	GP	GS	MIN	AVG	FG	FGA	PCT	3FG	3FGA	PCT	FT	FTA	PCT	OR	DR	TOT	AVG	PF	FO	AST	TO	BLK	ST	PTS	AVG
2017-18	33	0	625	18.9	60	148	.405	20	68	.294	24	33	.727	7	44	51	1.5	43	0	54	25	6	14	164	5.0
2018-19	31	19	919	29.6	138	314	.439	45	132	.341	85	124	.685	15	78	93	3.0	54	2	107	65	5	21	406	13.1
2019-20	19	17	671	35.3	96	246	.390	42	122	.344	49	63	.778	13	54	67	3.5	45	0	67	50	3	18	283	14.9
TOTAL	83	36	2215	26.7	294	708	.415	107	322	.332	158	220	.718	35	176	211	2.5	142	2	228	140	14	53	853	10.3

HARDY'S 2019-20 SEASON GAME-BY-GAME STATISTICS

OPPONENT	DATE	GS	MIN	FG	FGA	PCT	3FG	3FGA	PCT	FT	FTA	PCT	OR	DR	TOT	AVG	PF	FO	AST	TO	BLK	ST	PTS	AVG	
PURDUE FW	11/05/19	*	32	6	10	.600	1	4	.250	2	2	1.000	0	5	5	5.0	2	0	6	3	0	0	15	15.0	
KANSAS ST.	11/09/19	*	42	11	23	.478	5	10	.500	0	0	.000	1	3	4	4.5	0	0	3	6	1	1	27	21.0	
at California	11/12/19	*	41	6	19	.316	3	7	.429	0	0	.000	0	4	4	4.3	3	0	1	1	0	2	15	19.0	
at UCLA	11/15/19	*	38	6	17	.353	1	6	.167	0	0	.000	0	2	2	3.8	1	0	2	3	0	1	13	17.5	
ABILENE CHRISTIAN	11/18/19	*	38	9	10	.900	3	4	.750	4	5	.800	0	2	2	3.4	1	0	3	2	1	0	25	19.0	
TEXAS ST.	11/20/19	*	35	5	14	.357	4	7	.571	4	4	1.000	0	3	3	3.3	3	0	3	3	0	0	18	18.8	
SMU	11/23/19	*	31	4	16	.250	4	12	.333	1	2	.500	2	1	3	3.3	4	0	4	1	1	0	13	18.0	
JACKSON ST.	11/26/19	*	36	7	12	.583	3	5	.600	3	4	.750	0	2	2	3.1	2	0	6	4	0	2	20	18.3	
at Cincinnati	11/30/19	*	41	4	24	.167	4	17	.235	1	2	.500	1	6	7	3.6	4	0	4	4	0	1	13	17.7	
at Fresno State	12/04/19	*	47	5	14	.357	4	9	.444	4	5	.800	0	1	1	3.3	3	0	2	2	0	2	18	17.7	
vs BYU	12/07/19	*	37	3	11	.273	2	6	.333	1	2	.500	0	2	2	3.2	1	0	2	1	0	2	9	16.9	
PACIFIC	12/18/19	*	32	5	11	.455	0	5	.000	9	11	.818	0	1	1	3.0	3	0	3	4	0	1	19	17.1	
ROBERT MORRIS	12/21/19		22	1	2	.500	0	1	.000	0	0	.000	0	1	1	2.8	2	0	2	0	0	0	2	15.9	
EASTERN MICH.	12/28/19		30	2	4	.500	0	2	.000	2	2	1.000	1	5	6	3.1	0	0	4	5	0	3	6	15.2	
UTAH ST.	01/01/20	*	32	4	12	.333	2	4	.500	4	5	.800	1	3	4	3.1	3	0	6	3	0	2	14	15.1	
AIR FORCE	01/04/20	*	33	6	11	.545	2	5	.400	7	8	.875	0	2	2	3.1	2	0	0	3	0	1	21	15.5	
at Boise St.	01/08/20	*	33	3	13	.231	2	7	.286	2	4	.500	4	4	8	3.4	3	0	4	1	0	0	10	15.2	
at Wyoming	01/11/20	*	41	3	15	.200	1	10	.100	2	2	1.000	2	4	6	3.5	4	0	4	1	0	0	9	14.8	
SAN JOSE ST.	01/15/20	*	30	6	8	.750	1	1	1.000	3	5	.600	1	3	4	3.5	4	0	8	3	0	0	16	14.9	
Totals			17	671	96	246	.390	42	122	.344	49	63	.778	13	54	67	3.5	45	0	67	50	3	18	283	14.9



2019-20 SEASON HIGHS	
PTS -	0
RBS -	0
AST -	0
BLK -	0
STL -	0
DOUBLE-DOUBLES -	0
CAREER HIGHS	
PTS -	0
RBS -	0
AST -	0
BLK -	0
STL -	0
DOUBLE-DOUBLES -	0

HURLBURT'S CAREER STATISTICS

YEAR	GP	GS	MIN	AVG	FG	FGA	PCT	3FG	3FGA	PCT	FT	FTA	PCT	OR	DR	TOT	AVG	PF	FO	AST	TO	BLK	ST	PTS	AVG
2019-20	1	0	4	4.0	0	1	.000	0	0	.000	0	0	.000	0	0	0	0.0	0	0	0	0	0	0	0	0.0
TOTAL	1	0	4	4.0	0	1	.000	0	0	.000	0	0	.000	0	0	0	0.0	0	0	0	0	0	0	0	0.0

HURLBURT'S 2019-20 SEASON GAME-BY-GAME STATISTICS

OPPONENT	DATE	GS	MIN	FG	FGA	PCT	3FG	3FGA	PCT	FT	FTA	PCT	OR	DR	TOT	AVG	PF	FO	AST	TO	BLK	ST	PTS	AVG
ROBERT MORRIS	12/21/19	4	4	0	1	.000	0	0	.000	0	0	.000	0	0	0	0.0	0	0	0	0	0	0	0	0.0
Totals		0	4	0	1	.000	0	0	.000	0	0	.000	0	0	0	0.0	0	0	0	0	0	0	0	0.0



2019-20 SEASON HIGHS
 PTS - 29 - at Cincinnati - 11/30/19
 RBS - 5 - Four times (last vs. Jackson State) 11/26/19
 AST - 6 - Twice (last vs. Texas State) 11/20/19
 BLK - 1 - Three times (last at Cincinnati) 11/30/19
 STL - 4 - Jackson State - 11/26/19
 DOUBLE-DOUBLES - 0

CAREER HIGHS
 PTS - 29 - Twice (last at Cincinnati) 11/30/19
 RBS - 10 - at St. Francis Brooklyn - 1/21/17
 AST - 12 - Fairleigh Dickinson - 1/12/17
 BLK - 1 - 12 times (last at Cincinnati) 11/30/19
 STL - 5 - Fairleigh Dickinson - 1/12/17
 DOUBLE-DOUBLES - 2 - Last - St. Francis Brook. - 1/21/17 - 11 pts, 10 rebs

MITROU-LONG'S UNLV CAREER STATISTICS

YEAR	GP	GS	MIN	AVG	FG	FGA	PCT	3FG	3FGA	PCT	FT	FTA	PCT	OR	DR	TOT	AVG	PF	FO	AST	TO	BLK	ST	PTS	AVG
2019-20	9	9	326	36.2	40	90	.444	14	38	.368	22	26	.846	3	33	36	4.0	24	1	34	22	3	14	116	12.9
TOTAL	9	9	326	36.2	40	90	.444	14	38	.368	22	26	.846	3	33	36	4.0	24	1	34	22	3	14	116	12.9

MITROU-LONG'S 2019-20 SEASON GAME-BY-GAME STATISTICS

OPPONENT	DATE	GS	MIN	FG	FGA	PCT	3FG	3FGA	PCT	FT	FTA	PCT	OR	DR	TOT	AVG	PF	FO	AST	TO	BLK	ST	PTS	AVG
PURDUE FW	11/05/19	*	36	4	9	.444	1	3	.333	2	3	.667	1	3	4	4.0	3	0	6	1	0	2	11	11.0
KANSAS ST.	11/09/19	*	34	2	8	.250	0	4	.000	6	7	.857	0	4	4	4.0	4	0	2	5	1	2	10	10.5
at California	11/12/19	*	40	7	11	.636	0	0	.000	2	2	1.000	1	4	5	4.3	5	1	4	5	0	0	16	12.3
at UCLA	11/15/19	*	35	5	12	.417	3	7	.429	0	0	.000	1	4	5	4.5	2	0	0	1	0	1	13	12.5
ABILENE CHRISTIAN	11/18/19	*	34	5	11	.455	1	5	.200	2	2	1.000	0	5	5	4.6	2	0	4	3	0	0	13	12.6
TEXAS ST.	11/20/19	*	35	3	8	.375	1	3	.333	1	2	.500	0	1	1	4.0	2	0	6	1	0	2	8	11.8
SMU	11/23/19	*	31	2	5	.400	1	4	.250	3	4	.750	0	3	3	3.9	3	0	4	1	1	2	8	11.3
JACKSON ST.	11/26/19	*	37	3	7	.429	2	3	.667	0	0	.000	0	5	5	4.0	0	0	5	4	0	4	8	10.9
at Cincinnati	11/30/19	*	44	9	19	.474	5	9	.556	6	6	1.000	0	4	4	4.0	3	0	3	1	1	1	29	12.9
Totals		9	326	40	90	.444	14	38	.368	22	26	.846	3	33	36	4.0	24	1	34	22	3	14	116	12.9



2019-20 SEASON HIGHS

PTS - 13 - Robert Morris - 12/21/19
 RBS - 7 - SMU - 11/23/19
 AST - 1 - Three times (last vs. Utah State) 1/1/20
 BLK - 1 - Twice (last vs. SMU) 11/23/19
 STL - 1 - Five times (last at Wyoming) 1/11/20
 DOUBLE-DOUBLES - 0

CAREER HIGHS

PTS - 13 - Robert Morris - 12/21/19
 RBS - 8 - Idaho State - 11/10/17
 AST - 4 - Idaho State - 11/10/17
 BLK - 1 - 11 times (last vs. SMU) 11/23/19
 STL - 1 - 10 times (last at Wyoming) 1/11/20
 DOUBLE-DOUBLES - 0

SHIBEL'S UNLV CAREER STATISTICS

YEAR	GP	GS	MIN	AVG	FG	FGA	PCT	3FG	3FGA	PCT	FT	FTA	PCT	OR	DR	TOT	AVG	PF	FO	AST	TO	BLK	ST	PTS	AVG
2019-20	16	7	214	13.4	16	37	.432	4	16	.250	9	14	.643	16	29	45	2.8	34	0	3	11	2	5	45	2.8
TOTAL	16	7	214	13.4	16	37	.432	4	16	.250	9	14	.643	16	29	45	2.8	34	0	3	11	2	5	45	2.8

SHIBEL'S 2019-20 SEASON GAME-BY-GAME STATISTICS

OPPONENT	DATE	GS	MIN	FG	FGA	PCT	3FG	3FGA	PCT	FT	FTA	PCT	OR	DR	TOT	AVG	PF	FO	AST	TO	BLK	ST	PTS	AVG
at UCLA	11/15/19	1	0	0	0	.000	0	0	.000	0	0	.000	0	0	0	0.0	0	0	0	0	0	0	0	0.0
ABILENE CHRISTIAN	11/18/19	16	2	2	1.000	0	0	0	.000	0	0	.000	1	0	1	0.5	3	0	1	2	1	0	4	2.0
TEXAS ST.	11/20/19	7	0	0	.000	0	0	0	.000	1	2	.500	2	1	3	1.3	1	0	0	1	0	1	1	1.7
SMU	11/23/19	*	27	1	4	.250	0	3	.000	2	2	1.000	2	5	7	2.8	2	0	1	2	1	1	4	2.3
JACKSON ST.	11/26/19	*	8	0	0	.000	0	0	.000	0	0	.000	1	1	2	2.6	2	0	0	2	0	0	0	1.8
at Cincinnati	11/30/19	*	19	1	1	1.000	1	1	1.000	1	2	.500	2	2	4	2.8	3	0	0	1	0	0	4	2.2
at Fresno State	12/04/19	*	24	0	4	.000	0	2	.000	0	0	.000	1	4	5	3.1	2	0	0	0	0	0	0	1.9
vs BYU	12/07/19	*	17	1	6	.167	1	5	.200	0	0	.000	0	3	3	3.1	1	0	0	0	0	0	3	2.0
PACIFIC	12/18/19	11	0	0	.000	0	0	0	.000	0	0	.000	0	1	1	2.9	1	0	0	0	0	0	0	1.8
ROBERT MORRIS	12/21/19	*	23	6	8	.750	0	0	.000	1	2	.500	2	4	6	3.2	3	0	0	2	0	1	13	2.9
EASTERN MICH.	12/28/19	*	11	0	1	.000	0	1	.000	1	2	.500	1	0	1	3.0	2	0	0	1	0	0	1	2.7
UTAH ST.	01/01/20	8	1	2	.500	0	0	0	.000	1	2	.500	0	0	0	2.8	4	0	1	0	0	0	3	2.8
AIR FORCE	01/04/20	12	1	4	.250	1	2	.500	2	2	1.000	1	2	3	2.8	4	0	0	0	0	0	0	5	2.9
at Boise St.	01/08/20	4	0	1	.000	0	1	.000	0	0	.000	1	1	2	2.7	1	0	0	0	0	0	1	0	2.7
at Wyoming	01/11/20	15	1	1	1.000	1	1	1.000	0	0	.000	0	1	1	2.6	2	0	0	0	0	0	1	3	2.7
SAN JOSE ST.	01/15/20	11	2	3	.667	0	0	.000	0	0	.000	2	4	6	2.8	3	0	0	0	0	0	0	4	2.8
Totals		7	214	16	37	.432	4	16	.250	9	14	.643	16	29	45	2.8	34	0	3	11	2	5	45	2.8



2019-20 SEASON HIGHS

PTS - 28 - at Fresno State - 12/4/19
 RBS - 8 - Three times (last vs. Eastern Michigan) 12/28/19
 AST - 7 - Eastern Michigan - 12/28/19
 BLK - 2 - Twice (last vs. Utah State) 1/1/20
 STL - 2 - Twice (last vs. San Jose State) 1/15/20
 DOUBLE-DOUBLES - 0

CAREER HIGHS

PTS - 28 - at Fresno State - 12/4/19
 RBS - 11 - Twice (last at Washington State) 2/23/19
 AST - 7 - Twice (last vs. Eastern Michigan) 12/28/19
 BLK - 3 - Arizona - 2/14/19
 STL - 3 - Three times (last vs. Colorado) 1/20/19
 DOUBLE-DOUBLES - 4 - Last - at Washington St. - 2/23/19 - 16 pts, 11 rebs

TILLMAN'S UNLV CAREER STATISTICS

YEAR	GP	GS	MIN	AVG	FG	FGA	PCT	3FG	3FGA	PCT	FT	FTA	PCT	OR	DR	TOT	AVG	PF	FO	AST	TO	BLK	ST	PTS	AVG
2019-20	18	11	517	28.7	58	149	.389	16	57	.281	75	98	.765	27	68	95	5.3	57	3	43	54	6	7	207	11.5
TOTAL	18	11	517	28.7	58	149	.389	16	57	.281	75	98	.765	27	68	95	5.3	57	3	43	54	6	7	207	11.5

TILLMAN'S 2019-20 SEASON GAME-BY-GAME STATISTICS

OPPONENT	DATE	GS	MIN	FG	FGA	PCT	3FG	3FGA	PCT	FT	FTA	PCT	OR	DR	TOT	AVG	PF	FO	AST	TO	BLK	ST	PTS	AVG
PURDUE FW	11/05/19	*	26	3	5	.600	0	1	.000	10	12	.833	0	3	3	3.0	1	0	3	4	0	1	16	16.0
KANSAS ST.	11/09/19	*	15	0	3	.000	0	1	.000	1	4	.250	0	0	0	1.5	3	0	0	3	0	0	1	8.5
at California	11/12/19	*	41	6	13	.462	1	3	.333	4	8	.500	1	7	8	3.7	3	0	3	4	0	0	17	11.3
at UCLA	11/15/19	*	35	7	13	.538	3	6	.500	1	2	.500	2	5	7	4.5	4	0	1	3	0	0	18	13.0
ABILENE CHRISTIAN	11/18/19	*	25	4	8	.500	1	3	.333	1	1	1.000	0	4	4	4.4	3	0	3	1	0	2	10	12.4
TEXAS ST.	11/20/19	*	29	3	11	.273	1	6	.167	6	6	1.000	0	5	5	4.5	4	0	1	2	0	0	13	12.5
SMU	11/23/19	*	34	3	12	.250	3	8	.375	4	6	.667	2	1	3	4.3	1	0	3	1	0	0	13	12.6
JACKSON ST.	11/26/19	*	34	3	5	.600	2	4	.500	0	1	.000	2	5	7	4.6	2	0	4	4	0	0	8	12.0
at Cincinnati	11/30/19		22	0	5	.000	0	4	.000	2	2	1.000	2	5	7	4.9	4	0	2	3	0	0	2	10.9
at Fresno State	12/04/19	*	46	7	15	.467	1	5	.200	13	19	.684	2	6	8	5.2	4	0	3	6	0	0	28	12.6
vs BYU	12/07/19	*	33	5	8	.625	3	5	.600	0	0	.000	1	3	4	5.1	4	0	3	3	0	0	13	12.6
PACIFIC	12/18/19		28	2	6	.333	0	3	.000	1	2	.500	1	2	3	4.9	5	1	1	3	1	1	5	12.0
ROBERT MORRIS	12/21/19		22	4	9	.444	0	1	.000	9	10	.900	4	3	7	5.1	2	0	3	1	0	0	17	12.4
EASTERN MICH.	12/28/19		28	4	13	.308	0	1	.000	4	4	1.000	4	4	8	5.3	4	0	7	2	2	0	12	12.4
UTAH ST.	01/01/20	*	31	1	4	.250	0	1	.000	4	4	1.000	3	3	6	5.3	2	0	2	4	2	1	6	11.9
at Boise St.	01/08/20		18	3	7	.429	1	2	.500	1	2	.500	0	3	3	5.2	5	1	0	3	1	0	8	11.7
at Wyoming	01/11/20		24	2	7	.286	0	2	.000	6	7	.857	1	6	7	5.3	5	1	2	4	0	0	10	11.6
SAN JOSE ST.	01/15/20		26	1	5	.200	0	1	.000	8	8	1.000	2	3	5	5.3	1	0	2	3	0	2	10	11.5
Totals		11	517	58	149	.389	16	57	.281	75	98	.765	27	68	95	5.3	57	3	43	54	6	7	207	11.5



2019-20 UNLV STATISTICS (ALL GAMES)

RECORD:	OVERALL	HOME	AWAY	NEUTRAL
ALL GAMES	10-9	8-4	2-4	0-1
CONFERENCE	5-1	3-0	2-1	0-0
NON-CONFERENCE	5-8	5-4	0-3	0-1

#	Player	gp-gs	min	Total		3-Point		F-Throw		Rebounds					pts	avg							
				fg-fga	fg%	3fg-fga	3fg%	ft-fga	ft%	off	def	tot	avg	pf			dq	a	to	blk	stl		
03	Amauri Hardy	19-17	671	35.3	96-246	.39	42-122	.34	49-63	.77	13	54	67	3.5	45	0	67	50	3	18	283	14.9	
55	Elijah Mitrou-Long	9-9	326	36.2	40-90	.44	14-38	.36	22-26	.84	3	33	36	4.0	24	1	34	22	3	14	116	12.9	
13	Bryce Hamilton	19-3	449	23.6	81-191	.42	16-56	.28	45-70	.64	31	56	87	4.6	43	2	23	43	2	10	223	11.7	
02	Donnie Tillman	18-11	517	28.7	58-149	.38	16-57	.28	75-98	.76	27	68	95	5.3	57	3	43	54	6	7	207	11.5	
34	Mbacke Diong	19-19	566	29.8	68-118	.57	1-7	.14	38-59	.64	67	106	173	9.1	56	2	10	35	27	17	175	9.2	
10	Jonah Antonio	13-10	340	26.2	34-107	.31	30-94	.31	0-2	.00	5	27	32	2.5	18	1	11	8	1	10	98	7.5	
31	Marvin Coleman	15-8	332	22.1	27-61	.44	10-31	.32	30-36	.83	13	42	55	3.7	32	0	27	24	0	17	94	6.3	
20	Nick Blair	19-9	380	20.0	35-56	.62	4-11	.36	16-27	.59	22	49	71	3.7	46	2	13	18	14	10	90	4.7	
22	Vitaliy Shibel	16-7	214	13.4	16-37	.43	4-16	.25	9-14	.64	16	29	45	2.8	34	0	3	11	2	5	45	2.8	
00	Jay Green	8-2	59	7.4	3-5	.60	0-0	.00	0-2	.00	6	3	9	1.1	6	0	3	0	0	1	6	0.8	
15	Cheickna Dembele	15-0	92	6.1	0-3	.00	0-0	.00	1-2	.50	7	7	14	0.9	12	0	2	2	1	0	1	0.1	
12	Trey Hurlburt	1-0	4	4.0	0-1	.00	0-0	.00	0-0	.00	0	0	0	0.0	0	0	0	0	0	0	0	0.0	
Team										35	20	55											18
Total.....		19	3950		458-1064	.431	137-432	.312	85-399	.71	245	494	739	38.9	373	11	236	285	59	109	133	70.4	
Opponents.....		19	3950		431-1036	.411	156-463	.332	82-386	.73	164	418	582	30.6	356	-	258	235	70	129	130	68.4	

Score by Periods	1st	2nd	OT	OT2	Totals
UNLV	601	685	43	9	1338
Opponents	571	672	49	8	1300

2019-20 UNLV STATISTICS (MOUNTAIN WEST GAMES)

RECORD:	OVERALL	HOME	AWAY	NEUTRAL
ALL GAMES	5-1	3-0	2-1	0-0
CONFERENCE	5-1	3-0	2-1	0-0
NON-CONFERENCE	0-0	0-0	0-0	0-0

#	Player	gp-gs	min	Total		3-Point		F-Throw		Rebounds					pts	avg							
				fg-fga	fg%	3fg-fga	3fg%	ft-fga	ft%	off	def	tot	avg	pf			dq	a	to	blk	stl		
13	Bryce Hamilton	6-1	163	27.2	41-77	.53	7-21	.33	21-35	.60	15	23	38	6.3	18	1	11	17	0	5	110	18.3	
03	Amauri Hardy	6-6	216	36.0	27-73	.37	12-36	.33	22-29	.75	8	17	25	4.2	19	0	24	13	0	5	88	14.7	
02	Donnie Tillman	5-2	145	29.0	14-38	.36	2-11	.18	32-40	.80	8	21	29	5.8	17	2	9	20	3	3	62	12.4	
31	Marvin Coleman	6-5	181	30.2	15-32	.46	7-22	.31	24-27	.88	5	23	28	4.7	20	0	19	15	0	9	61	10.2	
10	Jonah Antonio	5-4	136	27.2	16-51	.31	15-47	.31	0-2	.00	1	15	16	3.2	12	1	3	1	0	5	47	9.4	
34	Mbacke Diong	6-6	166	27.7	20-39	.51	0-4	.00	10-15	.66	14	38	52	8.7	17	1	3	9	12	6	50	8.3	
20	Nick Blair	6-5	144	24.0	11-18	.61	0-2	.00	9-14	.64	7	20	27	4.5	16	0	6	3	5	3	31	5.2	
22	Vitaliy Shibel	6-1	74	12.3	5-15	.33	2-6	.33	3-4	.75	5	12	17	2.8	16	0	1	0	0	2	15	2.5	
00	Jay Green	4-0	22	5.5	0-0	.00	0-0	.00	0-2	.00	2	1	3	0.8	4	0	0	0	0	0	0	0.0	
15	Cheickna Dembele	4-0	28	7.0	0-0	.00	0-0	.00	0-0	.00	1	1	2	0.5	4	0	1	0	0	0	0	0.0	
Team										15	8	23											6
Total.....		6	1275		149-343	.43	45-149	.301	121-168	.72	81	179	260	43.3	143	5	77	84	20	38	464	77.3	
Opponents.....		6	1275		123-329	.37	57-177	.321	118-165	.71	53	135	188	31.3	121	-	75	69	15	37	421	70.2	

Score by Periods	1st	2nd	OT	OT2	Totals
UNLV	187	246	22	9	464
Opponents	179	221	13	8	421



2019-20 UNLV RESULTS

RECORD:	OVERALL	HOME	AWAY	NEUTRAL
ALL GAMES	10-9	8-4	2-4	0-1
CONFERENCE	5-1	3-0	2-1	0-0
NON-CONFERENCE	5-8	5-4	0-3	0-1

Date	Opponent	Score	Att.	High Points	High Rebounds
11/05/19	PURDUE FORT WAYNE	W 86-71	7728	(17)MbackeDiong (17)JonahAntonio	(17)MbackeDiong
11/09/19	KANSAS ST.	56-60	Lot	8796	(27)AmauriHardy
11/12/19	atCalifornia	75-79	Lot	3423	(17)DonnieTillman
11/15/19	at UCLA	54-71	L	6601	(18)DonnieTillman
11/18/19	ABILENE CHRISTIAN	W 72-58		6906	(25)AmauriHardy
11/20/19	TEXAS ST.	57-64	L	7067	(18)AmauriHardy
11/23/19	SMU	68-72	L	7803	(18)BryceHamilton
11/26/19	JACKSON ST.	W 80-57		7164	(20)AmauriHardy
11/30/19	atCincinnati	65-72	Lot	10783	(29)ElijahMitrou-Long
12/04/19	*at Fresno State	Wo2 81-80		5436	(28)DonnieTillman
12/07/19	vs BYU	50-83	L	11356	(13)DonnieTillman
12/18/19	PACIFIC	66-74	L	7023	(19)AmauriHardy
12/21/19	ROBERT MORRIS	W 81-69		6910	(17)DonnieTillman
12/28/19	EASTERN MICH.	W 64-49		7463	(15)MbackeDiong
01/01/20	*UTAH ST.	W 70-53		7571	(20)BryceHamilton
01/04/20	*AIR FORCE	W 71-59		7633	(21)AmauriHardy
01/08/20	*at Boise St.	66-73	L	4509	(19)BryceHamilton
01/11/20	*at Wyoming	Wot 78-69		3000	(19)BryceHamilton
01/15/20	*SAN JOSE ST.	W 98-87		7338	(17)MarvinColeman

* - Conference game

Attendance Summary	Games	Attend	Avg/Game
Home	12	89402	7450
Away	6	33752	5625
Neutral	1	11356	11356
Total	19	134510	7079



2019-20 UNLV GAME-BY-GAME STATS

	FG-FGA	PCT	3FG-FGA	PCT	FT-FTA	PCT	REB	PF-D	AST	TO	BK	STL	1ST	2ND	OT1	OT2	TOT
Purdue Fort Wayne at UNLV (11/5)	28-58 28-54	.483 .519	6-22 7-19	.273 .368	9-13 23-28	.692 .821	19 43	21-2 16-0	12 17	11 14	4 4	10 3	23 39	48 47	0 0	0 0	71 86
Kansas State at UNLV (11/9)	22-59 20-58	.373 .345	4-23 7-26	.174 .269	12-13 9-14	.923 .643	37 43	19-1 18-1	13 7	20 25	3 5	9 9	16 23	32 25	12 8	0 0	60 56
UNLV (11/12) at California	30-62 29-57	.484 .509	7-15 8-21	.467 .381	8-12 13-19	.667 .684	31 29	22-2 16-0	10 11	13 10	3 7	2 5	40 38	27 29	8 12	0 0	75 79
UNLV (11/15) at UCLA	22-57 24-49	.386 .490	7-23 10-23	.304 .435	3-4 13-16	.750 .813	27 35	15-0 11-0	5 11	15 17	3 5	4 8	28 40	26 31	0 0	0 0	54 71
Abilene Christian at UNLV(11/18)	22-59 27-50	.373 .540	7-26 6-22	.269 .273	7-9 12-15	.778 .800	31 32	17-0 13-0	16 14	12 12	1 4	6 4	28 37	30 35	0 0	0 0	58 72
Texas State at UNLV (11/20)	22-53 17-49	.415 .347	3-13 7-19	.231 .368	17-22 16-21	.773 .762	35 34	22-0 22-1	13 11	10 16	8 2	8 3	28 28	36 29	0 0	0 0	64 57
SMU at UNLV (11/23)	26-52 19-53	.500 .358	8-23 12-33	.348 .364	12-12 18-24	1.000 .750	27 36	20-0 14-0	16 15	10 10	3 5	3 4	38 28	34 40	0 0	0 0	72 68
Jackson State at UNLV (11/26)	19-54 32-56	.352 .571	6-19 9-20	.316 .450	13-19 7-18	.684 .389	26 44	21-0 20-1	10 21	15 21	3 5	9 9	27 36	30 44	0 0	0 0	57 80
UNLV (11/30) at Cincinnati	20-63 24-61	.317 .393	10-32 5-19	.313 .263	15-20 19-29	.750 .655	43 41	22-0 14-0	11 18	17 12	1 7	3 7	33 24	27 36	5 12	0 0	65 72
UNLV (12/4) at Fresno State	24-61 23-61	.393 .377	9-26 14-42	.346 .333	24-35 20-28	.686 .714	51 36	25-1 24-1	11 16	13 9	2 7	3 5	25 31	40 34	10 7	6 8	81 80
UNLV (12/7) vs. BYU	20-57 29-53	.351 .547	7-24 14-27	.292 .519	3-8 11-13	.375 .846	32 31	15-0 12-1	6 19	11 5	0 3	5 5	25 46	25 37	0 0	0 0	50 83
Pacific at UNLV (12/18)	25-56 21-48	.446 .438	9-20 6-22	.450 .273	15-20 18-22	.750 .818	34 28	20-0 20-1	15 11	12 15	5 3	6 7	29 35	45 31	0 0	0 0	74 66
Robert Morris at UNLV (12/21)	23-47 31-56	.489 .554	11-25 3-11	.440 .273	12-16 16-23	.750 .696	19 36	24-1 18-0	21 16	13 11	1 1	5 6	35 34	34 47	0 0	0 0	69 81
Eastern Michigan at UNLV (12/28)	15-49 22-58	.306 .379	8-25 4-17	.320 .235	11-20 16-22	.550 .727	30 50	19-1 15-0	8 15	19 21	5 4	11 12	20 28	29 36	0 0	0 0	49 64
Utah State at UNLV (1/1)	17-52 25-56	.327 .446	2-19 5-19	.105 .263	17-21 15-21	.810 .714	29 41	19-0 21-0	8 13	15 17	3 7	5 8	26 37	27 33	0 0	0 0	53 70
Air Force at UNLV (1/4)	18-52 24-52	.346 .462	10-27 6-27	.370 .222	13-19 17-27	.684 .630	37 35	22-0 20-0	13 11	17 10	1 2	3 10	27 34	32 37	0 0	0 0	59 71
UNLV (1/8) at Boise State	23-61 21-50	.377 .420	6-25 8-19	.240 .421	14-19 23-31	.737 .742	36 35	25-2 17-0	8 10	14 13	5 1	8 4	31 36	35 37	0 0	0 0	66 73
UNLV (1/11) at Wyoming	22-57 17-51	.386 .333	11-32 10-33	.344 .303	23-33 25-38	.697 .658	52 28	29-2 22-0	11 12	14 7	2 2	4 9	22 27	41 36	15 6	0 0	78 69
San Jose State at UNLV (1/15)	27-63 31-56	.429 .554	13-37 8-20	.351 .400	20-28 28-33	.714 .848	23 45	18-0 23-0	16 23	9 16	1 2	11 5	32 38	55 60	0 0	0 0	87 98



2019-20 UNLV POINTS - REBOUNDS - ASSISTS

Opponent	Date	Score	00		02		03		10		12		13		15	
			GREEN,JAY	TILLMAN,DO	HARDY,AMA	ANTONIO,JO	HURLBURT, HAMILTON,	DEMBELE,C								
PURDUE FORT WAY	11/05/19	86-71 w	DNP	16-3-3	15-5-6	17-5-0	DNP	7-1-0	0-1-0							
KANSAS ST.	11/09/19	56-60 L	DNP	1-0-0	27-4-3	3-3-0	DNP	8-5-0	0-2-1							
at California	11/12/19	75-79 L	DNP	17-8-3	15-4-1	9-0-2	DNP	6-2-0	0-1-0							
at UCLA	11/15/19	54-71 L	0-0-0	18-7-1	13-2-2	0-0-0	DNP	10-4-2	0-1-0							
ABILENE CHRISTIAN	11/18/19	72-58 w	DNP	10-4-3	25-2-3	5-2-1	DNP	6-4-2	DNP							
TEXAS ST.	11/20/19	57-64 L	DNP	13-5-1	18-3-3	DNP	DNP	7-1-1	0-0-0							
SMU	11/23/19	68-72 L	DNP	13-3-3	13-3-4	DNP	DNP	18-3-2	0-1-0							
JACKSON ST.	11/26/19	80-57 w	0-0-0	8-7-4	20-2-6	DNP	DNP	12-6-3	1-1-0							
at Cincinnati	11/30/19	65-72 L	DNP	2-7-2	13-7-4	DNP	DNP	7-5-1	0-3-0							
at Fresno State	12/04/19	81-80 w	DNP	28-8-3	18-1-2	DNP	DNP	21-14-4	0-2-1							
vs BYU	12/07/19	50-83 L	DNP	13-4-3	9-2-2	DNP	DNP	6-6-1	0-0-0							
PACIFIC	12/18/19	66-74 L	DNP	5-3-1	19-1-3	3-1-2	DNP	13-4-0	DNP							
ROBERT MORRIS	12/21/19	81-69 w	6-6-3	17-7-3	2-1-2	5-0-1	0-0-0	0-0-0	0-0-0							
EASTERN MICH.	12/28/19	64-49 w	0-0-0	12-8-7	6-6-4	9-5-2	DNP	13-8-0	0-2-0							
UTAH ST.	01/01/20	70-53 w	0-0-0	6-6-2	14-4-6	6-4-1	DNP	20-6-0	0-0-0							
AIR FORCE	01/04/20	71-59 w	0-1-0	DNP	21-2-0	6-1-2	DNP	15-3-1	DNP							
at Boise St.	01/08/20	66-73 L	0-0-0	8-3-0	10-8-4	5-2-0	DNP	19-7-1	0-0-0							
at Wyoming	01/11/20	78-69 w	0-2-0	10-7-2	9-6-4	15-4-0	DNP	19-5-2	DNP							
SAN JOSE ST.	01/15/20	98-87 w	DNP	10-5-2	16-4-8	15-5-0	DNP	16-3-3	0-0-0							

Opponent	Date	Score	20		22		31		34		55	
			BLAIR,NICK	SHIBEL,VIT	COLEMAN,	DIONG,MBA	MITROU-LO					
PURDUE FORT WAY	11/05/19	86-71 w	3-3-0	DNP	DNP	17-17-2	11-4-6					
KANSAS ST.	11/09/19	56-60 L	3-10-0	DNP	DNP	4-11-1	10-4-2					
at California	11/12/19	75-79 L	4-2-0	DNP	DNP	8-8-0	16-5-4					
at UCLA	11/15/19	54-71 L	0-0-0	0-0-0	0-0-0	0-7-0	13-5-0					
ABILENE CHRISTIAN	11/18/19	72-58 w	2-1-0	4-1-1	DNP	7-10-0	13-5-4					
TEXAS ST.	11/20/19	57-64 L	2-5-0	1-3-0	0-1-0	8-11-0	8-1-6					
SMU	11/23/19	68-72 L	2-3-1	4-7-1	0-2-0	10-9-0	8-3-4					
JACKSON ST.	11/26/19	80-57 w	10-2-0	0-2-0	2-1-1	19-13-2	8-5-5					
at Cincinnati	11/30/19	65-72 L	3-1-0	4-4-0	0-0-0	7-9-1	29-4-3					
at Fresno State	12/04/19	81-80 w	1-6-0	0-5-0	5-4-1	8-6-0	DNP					
vs BYU	12/07/19	50-83 L	10-7-0	3-3-0	2-3-0	7-7-0	DNP					
PACIFIC	12/18/19	66-74 L	14-3-3	0-1-0	6-8-2	6-7-0	DNP					
ROBERT MORRIS	12/21/19	81-69 w	5-5-3	13-6-0	16-2-3	17-7-1	DNP					
EASTERN MICH.	12/28/19	64-49 w	1-2-0	1-1-0	7-10-2	15-5-0	DNP					
UTAH ST.	01/01/20	70-53 w	4-1-2	3-0-1	7-4-1	10-14-0	DNP					
AIR FORCE	01/04/20	71-59 w	6-4-1	5-3-0	6-10-6	12-8-1	DNP					
at Boise St.	01/08/20	66-73 L	6-6-1	0-2-0	12-1-2	6-3-0	DNP					
at Wyoming	01/11/20	78-69 w	6-9-1	3-1-0	14-5-1	2-8-1	DNP					
SAN JOSE ST.	01/15/20	98-87 w	8-1-1	4-6-0	17-4-8	12-13-1	DNP					

2019-20 UNLV DOUBLE-DOUBLES (5)

Purdue Fort Wayne (11/5).....Mbacke Diong (17 points, 17 rebounds)
 Kansas State (11/9).....None
 at California (11/12).....None
 at UCLA (11/15).....None
 Abilene Christian (11/18).....None
 Texas State (11/20).....None
 SMU (11/23).....None
 Jackson State (11/26).....Mbacke Diong (19 points, 13 rebounds)
 at Cincinnati (11/30).....None
 at Fresno State (12/4).....Bryce Hamilton (21 points, 14 rebounds)
 vs. BYU (12/7).....None
 Pacific (12/18).....None
 Robert Morris (12/21).....None
 Eastern Michigan (12/28).....None
 Utah State (1/1).....None
 Air Force (1/4).....None

at Boise State (1/8).....None
 at Wyoming (1/11).....None
 San Jose State (1/15).....Mbacke Diong (12 points, 13 rebounds)



2019-20 UNLV AND OPPONENT HIGHS AND LOWS

	UNLV HIGHS	OPPONENT HIGHS
Points Scored/Game:	98 San Jose State (1/15)	87 San Jose State (1/15)
Points Scored/Half:	60 2nd, San Jose State (1/15)	55 2nd, San Jose State (1/15)
Field Goals Made:	32 Jackson State (11/26)	29 Twice (last vs. BYU) 12/7
Field Goals Attempted:	63 at Cincinnati (11/30)	63 San Jose State (1/15)
Field Goal Percentage:	.571 Jackson State (11/26)	.547 vs. BYU (12/7)
3-Pt. FG Made:	12 SMU (11/23)	14 Twice (last vs. BYU) 12/7
3-Pt. Field Goals Att.:	33 SMU (11/23)	42 at Fresno State (12/4)
3-Pt. Field Goal Pct.:	.467 at California (11/12)	.519 vs. BYU (12/7)
Free Throws Made:	28 San Jose State (1/15)	25 at Wyoming (1/11)
Free Throws Attempted:	35 at Fresno State (12/4)	38 at Wyoming (1/11)
Free Throw Pct.:	.848 San Jose State (1/15)	1.000 SMU (11/23)
Rebounds:	52 at Wyoming (1/11)	41 at Cincinnati (11/30)
Offensive Rebounds:	20 Kansas State (11/9)	15 Twice (last vs. Pacific) 12/18
Defensive Rebounds:	37 at Wyoming (1/11)	34 at Cincinnati (11/30)
Assists:	23 San Jose State (1/15)	21 Robert Morris (12/21)
Turnovers:	25 Kansas State (11/9)	20 Kansas State (11/9)
Blocked Shots:	7 Utah State (1/1)	8 Texas State (11/20)
Steals:	12 Eastern Michigan (12/28)	11 Twice (last vs. San Jose State) 1/15
Fouls:	29 at Wyoming (1/11)	24 Twice (last vs. Robert Morris) 12/21
	UNLV LOWS	OPPONENT LOWS
Points Scored/Game:	50 vs. BYU (12/7)	49 Eastern Michigan (12/28)
Points Scored/Half:	22 1st, at Wyoming (1/11)	16 1st, Kansas State (11/9)
Field Goals Made:	17 Texas State (11/20)	15 Eastern Michigan (12/28)
Field Goals Attempted:	48 Pacific (12/18)	47 Robert Morris (12/21)
Field Goal Percentage:	.317 at Cincinnati (11/30)	.306 Eastern Michigan (12/28)
3-Pt. FG Made:	3 Robert Morris (12/21)	2 Utah State (1/1)
3-Pt. Field Goals Att.:	11 Robert Morris (12/21)	13 Texas State (11/20)
3-Pt. Field Goal Pct.:	.222 Air Force (1/4)	.105 Utah State (1/1)
Free Throws Made:	3 Twice (last vs. BYU) 12/7	7 Abilene Christian (11/18)
Free Throws Attempted:	4 at UCLA (11/15)	9 Abilene Christian (11/18)
Free Throw Pct.:	.375 vs. BYU (12/7)	.550 Eastern Michigan (12/28)
Rebounds:	27 at UCLA (11/15)	19 Twice (last vs. Robert Morris) 12/21
Offensive Rebounds:	7 Abilene Christian (11/18)	2 Twice (last vs. BYU) 12/7
Defensive Rebounds:	18 at UCLA (11/15)	12 Robert Morris (12/21)
Assists:	5 at UCLA (11/15)	8 Twice (last vs. Utah State) 1/1
Turnovers:	10 Twice (last vs. Air Force) 1/4	6 vs. BYU (12/7)
Blocked Shots:	0 vs. BYU (12/7)	1 Five times (last vs. San Jose St.) 1/15
Steals:	2 at California (11/12)	3 Twice (last vs. Air Force) 1/4
Fouls:	13 Abilene Christian (11/18)	11 at UCLA (11/15)

2019-20 UNLV AND OPPONENT INDIVIDUAL STATISTICAL HIGHS

	UNLV INDIVIDUAL HIGHS	OPPONENT INDIVIDUAL HIGHS
Points Scored:	29, Mitrou-Long, at Cincinnati (11/30)	30, Knight, San Jose State (1/15)
Field Goals Made:	11, Hardy, Kansas State (11/9)	10, Godfrey, Purdue Fort Wayne (11/5)
Field Goals Attempted:	24, Hardy, at Cincinnati (11/30)	19, Twice: Alston, at Boise State (1/8)/Hendricks, at Wyoming (1/11)
Field Goal Percentage:	.900* (9-10), Hardy, Abilene Christian (11/18)	1.000* (5-5), Barcello, vs. BYU (12/7)
3-Pt. FG Made:	5, Five times (last: Antonio, San Jose State - 1/15)	6, Hendricks, at Wyoming (1/11)
3-Pt. Field Goals Att.	17, Hardy, at Cincinnati (11/30)	17, Hendricks, at Wyoming (1/11)
3-Pt. Field Goal Pct.:	.800** (4-5), Blair, vs. Pacific (12/18)	1.000** (3-3), 3x: Brown, at California (11/12)/Barcello/Nixon, vs. BYU (12/7)
Free Throws Made:	13, Tillman, at Fresno State (12/4)	12, Twice: Cumberland, at Cincinnati (11/30)/Knight, San Jose State (1/15)
Free Throws Attempted:	19, Tillman, at Fresno State (12/4)	17, Cumberland, at Cincinnati (11/30)
Free Throw Pct.:	1.000*** (8-8), Tillman, San Jose State (1/15)	1.000*** (7-7), Moore, vs. Pacific (12/18)
Rebounds:	17, Diong, Purdue Fort Wayne (11/5)	14, Childs, vs. BYU (12/7)
Offensive Rebounds:	6, Four times (last: Diong, Utah State - 1/1)	5, Twice: Grimes, at Fresno State (12/4)/Bean, Utah State (1/1)
Defensive Rebounds:	11, Diong, Purdue Fort Wayne (11/5)	12, Childs, vs. BYU (12/7)
Assists:	8, Twice: Coleman/Hardy, San Jose State (1/15)	7, Four times (last - Maldonado, at Wyoming - 1/11)
Turnovers:	6, Twice: Hardy, Kansas State (11/9)/Tillman, at Fresno St. (12/4)	6, Miller, Utah State (1/1)
Blocked Shots:	4, Three times: Diong, PFW (11/5)/Utah St. (1/1)/at Boise St. (1/8)	4, Small, Texas State (11/20)
Steals:	5, Coleman, at Boise State (1/8)	5, Hendricks, at Wyoming (1/11)

* min. 5 fg made ** min. 3 3fg made *** min. 5 ft made

* min. 5 fg made ** min. 3 3fg made *** min. 5 ft made