



# MEN'S BASKETBALL

1815 Wells St. | Stan Fulton Center | Las Cruces, New Mexico 88003  
[@NMStateMBB](#) | [Facebook.com/NMStateMBB](#) | [NMStateSports.com](#)

ATHLETIC MEDIA RELATIONS  
Men's Basketball Contact - Charlie Hurley  
O: 575-646-4120 | C: 218-341-5113  
Email: [churley@nmsu.edu](mailto:churley@nmsu.edu) | [@CP\\_Hurley](mailto:@CP_Hurley)

## 2019-20 SCHEDULE

| Date    | Opponent               | TV             | Time (MT)      |
|---------|------------------------|----------------|----------------|
| Nov. 5  | Western New Mexico     | WDN            | W   92-46      |
| Nov. 12 | at UTEP                |                | L   65-50      |
| Nov. 14 | Southern&              | AggieVision    | W   79-63      |
| Nov. 17 | at #17/19 Arizona      | P12N           | L   83-53      |
| Nov. 21 | New Mexico             | AggieVision    | L   78-77      |
| Nov. 25 | Colorado State^        | FloHoops       | W   78-70 (OT) |
| Nov. 26 | USF^                   | FloHoops       | W   65-45      |
| Nov. 27 | George Mason^          | FloHoops       | L   68-64      |
| Dec. 3  | UTEP                   |                | W   59-56      |
| Dec. 7  | vs. Washington State%  | P12N           | L   63-54      |
| Dec. 10 | at Denver#             | Altitude 2     | W   72-67      |
| Dec. 14 | at New Mexico          | AT&T SportsNet | 5 p.m.         |
| Dec. 18 | Arkansas-Pine Bluff    | WDN            | 7 p.m.         |
| Dec. 22 | vs. Mississippi State! | SEC Network    | 1 p.m.         |
| Dec. 29 | Northern New Mexico    | WDN            | 4 p.m.         |
| Jan. 4  | at California Baptist* | WDN            | 8 p.m.         |
| Jan. 9  | Chicago State*         | WDN            | 7 p.m.         |
| Jan. 11 | Kansas City*           | ESPN+          | 4 p.m.         |
| Jan. 16 | at Utah Valley*        | ESPN+          | 7 p.m.         |
| Jan. 18 | at Seattle U*          | WDN            | 8 p.m.         |
| Jan. 25 | at UTRGV*              | WDN            | 6 p.m.         |
| Jan. 30 | CSU Bakersfield*       | AggieVision    | 7 p.m.         |
| Feb. 1  | Grand Canyon*          | AggieVision    | 7 p.m.         |
| Feb. 6  | at Chicago State*      | WDN            | 6 p.m.         |
| Feb. 8  | at Kansas City*        | WDN            | 6 p.m.         |
| Feb. 13 | Seattle U*             | AggieVision    | 7 p.m.         |
| Feb. 15 | Utah Valley*           | AggieVision    | 4 p.m.         |
| Feb. 22 | UTRGV*                 | AggieVision    | 7 p.m.         |
| Feb. 27 | at Grand Canyon*       | WDN            | 7 p.m.         |
| Feb. 29 | at CSU Bakersfield*    | WDN            | 8 p.m.         |
| March 5 | California Baptist*    | AggieVision    | 7 p.m.         |

### WAC Tournament

|          |                   |       |        |
|----------|-------------------|-------|--------|
| March 12 | WAC Quarterfinals | ESPN3 | TBD    |
| March 13 | WAC Semifinals    | ESPN3 | TBD    |
| March 14 | WAC Championship  | ESPNU | 8 p.m. |

### NCAA Tournament

|         |                 |     |     |
|---------|-----------------|-----|-----|
| 19-22   | 1st & 2nd Round | TBD | TBD |
| 26-29   | Regional Rounds | TBD | TBD |
| April 4 | Final Four      | TBD | TBD |
| April 6 | Championships   | TBD | TBD |

All times MOUNTAIN & subject to change  
All home games in listed in BOLD  
# Summit League/WAC Challenge  
& Cayman Islands Classic (Las Cruces, N.M.)  
^ Cayman Islands Classic (John Gray Stadium)  
% Spokane Arena (Spokane, Wash.)  
! Mississippi Coliseum (Jackson, Miss.)  
\*Denotes WAC Game

Follow Along With the Aggies on...



#AggieUp



## NEW MEXICO STATE AGGIES<sup>6-5</sup>



OVERALL RECORD | 6-5  
WAC RECORD | 0-0  
HOME RECORD | 3-1  
AWAY RECORD | 1-2  
NEUTRAL RECORD | 2-2  
2018-19 RECORD | 30-5, 15-1 WAC  
RANKING (AP/COACHES) | --/--  
NET/BPI/KenPom | --/108/103  
STREAK | W1  
LAST 5 GAMES | 3-2 (.600)  
LAST 10 GAMES | 5-5 (.500)  
LAST GAME | NM STATE 72, at DU 67 (12/10/19)  
HEAD COACH | Chris Jans  
ALMA MATER | Loras College, '91  
NM STATE RECORD/YEAR | 64-16 (.800)/Third  
CAREER RECORD/YEAR | 85-28 (.752)/Fourth  
LEADING SCORER | Trevelin Queen (14.9 ppg)  
LEADING REBOUNDER | Trevelin Queen (5.5 rpg)  
ASSISTS LEADER | Shunn Buchanan (3.5 apg)  
STEALS LEADER | Trevelin Queen (1.6 spg)  
BLOCKS LEADER | William McNair (0.5 bpg)

## NEW MEXICO LOBOS<sup>9-2</sup>



OVERALL RECORD | 9-2  
MOUNTAIN WEST RECORD | 0-0  
HOME RECORD | 6-0  
AWAY RECORD | 2-1  
NEUTRAL RECORD | 1-1  
2018-19 RECORD | 14-18, 7-11 MWC  
RANKING (AP/COACHES) | --/--  
NET/BPI/KenPom | --/96/89  
STREAK | W4  
LAST 5 GAMES | 4-1 (.800)  
LAST 10 GAMES | 8-2 (.800)  
LAST GAME | UNM 79, at Wyoming 65 (12/7/19)  
HEAD COACH | Paul Weir  
ALMA MATER | York, '04  
UNM RECORD/YEAR | 42-35 (.545)/Third  
CAREER RECORD/YEAR | 70-41 (.631)/Fourth  
LEADING SCORER | JaQuan Lyle (17.7 ppg)  
LEADING REBOUNDER | Carlton Bragg, Jr. (10.0 rpg)  
ASSISTS LEADER | JJ Caldwell (5.6 apg)  
STEALS LEADER | JJ Caldwell (2.3 spg)  
BLOCKS LEADER | Carlton Bragg, Jr. (1.5 bpg)

## HEAD TO HEAD

| NM STATE    | ADV. | CATEGORY             | ADV. | UNM        |
|-------------|------|----------------------|------|------------|
| 11          | =    | GAMES PLAYED         | =    | 11         |
| 743         |      | POINTS               | √    | 862        |
| 67.5        |      | POINTS/GAME          | √    | 78.4       |
| 64.0        | √    | OPP. POINTS/GAME     |      | 71.1       |
| +3.5        |      | SCORING MARGIN       | √    | +7.3       |
| 266-622     |      | FG-A                 | √    | 302-620    |
| .428        |      | FIELD GOAL PCT.      | √    | .487       |
| .436        |      | FIELD GOAL PET. DEF. | √    | .423       |
| 84-282      | √    | 3FG-A                |      | 60-188     |
| .298        |      | 3FG PCT.             | √    | .319       |
| .365        |      | 3FG PCT. DEF.        | √    | .314       |
| 7.6         | √    | 3FG/GAME             |      | 5.5        |
| 6.4         | √    | OPP. 3FG/GAME        |      | 8.9        |
| 127-188     |      | FT-A                 | √    | 198-274    |
| .676        |      | FT PCT.              | √    | .723       |
| 11.5        |      | FTM/GAME             | √    | 18.0       |
| 133-257-390 |      | REBOUNDS (O-D-T)     | √    | 66-255-421 |
| 35.5        |      | REBOUNDS/GAME        | √    | 38.3       |
| +6.7        | √    | REBOUNDING MARGIN    |      | +4.9       |
| 134   12.2  |      | ASSISTS   PER GAME   | √    | 178   16.2 |
| 0.8         |      | ASSIST-TO RATIO      | √    | 1.0        |
| 17   1.5    |      | BLOCKS   PER GAME    | √    | 33   3.0   |
| 65   5.9    |      | STEALS   PER GAME    | √    | 82   7.5   |

## PROJECTED NM STATE STARTERS

|                             |           |                  |      |      |  |
|-----------------------------|-----------|------------------|------|------|--|
|                             | PPG       | RPG              | APG  | FT%  |  |
|                             | 3.5       | 3.1              | 3.5  | .714 |  |
| <b>1   SHUNN BUCHANAN</b>   | Sr.   G   | Durant, Miss.    |      |      |  |
|                             | PPG       | RPG              | FG%  | 3FG% |  |
|                             | 13.0      | 4.7              | .527 | .356 |  |
| <b>10   JABARI RICE</b>     | R-So.   G | Houston, Texas   |      |      |  |
|                             | PPG       | RPG              | FG%  | FT%  |  |
|                             | 6.8       | 3.6              | .400 | .778 |  |
| <b>13   C.J. BOBBITT</b>    | Sr.   F   | Killeen, Texas   |      |      |  |
|                             | PPG       | RPG              | FG%  | FT%  |  |
|                             | 8.5       | 4.5              | .559 | .533 |  |
| <b>15   IVAN AURECOCHEA</b> | Sr.   F   | Madrid, Spain    |      |      |  |
|                             | PPG       | RPG              | FG%  | 3FG% |  |
|                             | 14.9      | 5.5              | .432 | .348 |  |
| <b>21   TREVELIN QUEEN</b>  | Sr.   G   | Glen Burnie, Md. |      |      |  |

## GAME TEN

NEW MEXICO STATE AT NEW MEXICO  
Albuquerque, N.M. | Dreamstyle Arena  
Saturday, December 14 | 5:00 p.m.

## THE JOURNEY

# 224

| Pan Am Center to Dreamstyle Arena mileage |

## FOLLOW THE ACTION



WATCH | AT&T SportsNet  
PXP | Drew Goodman, Joe Cravens



LISTEN | TuneIn + NMStateSports.com  
PXP | Jack Nixon



STATS | GoLobos.com

## THE SERIES | NEW MEXICO STATE VS. NEW MEXICO

|                                  |                               |
|----------------------------------|-------------------------------|
| Overall vs. New Mexico           | 101-122 (.684)                |
| In Las Cruces, N.M.              | 61-47 (.666)                  |
| At the Pan Am Center             | 30-22 (.666)                  |
| In Albuquerque, N.M.             | 40-73 (.666)                  |
| At Dreamstyle Arena              | 17-37 (.666)                  |
| At neutral sites                 | 0-2 (.000)                    |
| Last meeting                     | UNM 78, at NMSU 77   11.21.19 |
| Last NMSU win                    | UNM 65, at NMSU 100   12.4.18 |
| Last NMSU home win               | 12.4.18   100-65              |
| Last NMSU road win               | 11.17.18   98-94              |
| Last UNM win                     | 11.21.19   78-77              |
| Last UNM home win                | 11.18.16   72-59              |
| Last UNM road win                | 11.21.19   78-77              |
| Largest margin of victory (NMSU) | 39   85-26 on 2.10.39         |
| Largest margin of defeat (NMSU)  | 48   86-38 on 12.10.64        |
| Current Streak                   | UNM won one                   |
| Last five games                  | 4-1 (.800)                    |
| Last five home games             | 3-2 (.600)                    |
| Last five away games             | 2-3 (.400)                    |
| Last 10 games                    | 5-5 (.500)                    |
| Last 10 home games               | 3-7 (.300)                    |
| Last 10 away games               | 4-6 (.400)                    |
| NM State points   average        | 12,580   56.4                 |
| UNM points   average             | 12,912   57.9                 |
| Average scoring margin           | -1.5                          |
| Jans vs. UNM                     | 4-1 (.800)                    |
| At the Pan Am Center             | 2-1 (.667)                    |
| At Dreamstyle Arena              | 2-0 (1.000)                   |
| Jans vs. Weir                    | 4-1 (.800)                    |
| Weir vs. NM State                | 1-4 (.200)                    |
| NMSU all-time on 12.14           | 9-12 (.429)                   |

## THIS DATE IN NM STATE HISTORY

- The Aggies' inaugural game on December 14 came in the 1912-13 campaign when they dropped a 23-7 tilt to El Paso High School in Las Cruces. The team's second game on this date was just a little more high-profile as they took on USC in El Paso, Texas.
- New Mexico State has won its last three games on December 14, claiming victories against Drake (81-69 in 2013), Western New Mexico (92-65 in 2011) and UTEP (90-78 in 2008).
- The Aggies are 3-1 overall on December 14 in the 21st century, but are 0-2 all-time against the Lobos on this date.



### LAST TIME OUT VS. NEW MEXICO | NOVEMBER 21, 2019

# GAME 5



## 77 VS 78

12-31 | 15-11

THURSDAY, NOVEMBER 21  
PAN AM CENTER • LAS CRUCES, NM  
ATTENDANCE: 7,296

NEW MEXICO STATE | 39 | 38 | 77  
NEW MEXICO | 37 | 41 | 78

NMS FG-A 3FG-A FT-A  
1ST 14-32 3-17 8-10  
HALF 43.8% 17.7% 80%

NMS FG-A 3FG-A FT-A  
2ND 14-32 4-16 6-8  
HALF 43.8% 25% 75%

UNM FG-A 3FG-A FT-A  
1ST 11-24 3-10 12-15  
HALF 45.8% 30% 80%

UNM FG-A 3FG-A FT-A  
2ND 17-28 1-5 6-9  
HALF 60.7% 20% 66.7%

#### NEW MEXICO STATE (2-3)

| ##     | PLAYER               | MIN | FG-A  | 3FG-A | FT-A  | O-D-T    | PF | A  | TO | BLK | STL | PTS |
|--------|----------------------|-----|-------|-------|-------|----------|----|----|----|-----|-----|-----|
| 21     | QUEENTREVELIN *      | 39  | 8-19  | 4-10  | 3-4   | 4-5-9    | 0  | 4  | 2  | 0   | 1   | 23  |
| 15     | AURRECOEACHEA IVAN * | 35  | 5-8   | 0-0   | 2-2   | 1-5-6    | 2  | 2  | 4  | 0   | 1   | 12  |
| 3      | BROWN,TERRELL *      | 31  | 3-10  | 1-8   | 3-3   | 0-1-1    | 2  | 5  | 1  | 0   | 1   | 10  |
| 13     | BOBBITT,CJ *         | 21  | 3-7   | 1-4   | 1-2   | 3-3-6    | 4  | 0  | 3  | 0   | 1   | 8   |
| 1      | BUCHANAN,SHUNN *     | 18  | 1-4   | 0-2   | 0-1   | 1-1-2    | 4  | 3  | 1  | 0   | 1   | 2   |
| 10     | RICE,JABARI          | 21  | 4-7   | 0-3   | 5-6   | 1-2-3    | 2  | 1  | 1  | 0   | 1   | 13  |
| 55     | WILLIAMS,SHAWN       | 23  | 2-7   | 1-6   | 0-0   | 0-2-2    | 2  | 1  | 1  | 0   | 0   | 5   |
| 35     | MCCANTS,JOHNNY       | 11  | 2-2   | 0-0   | 0-0   | 1-3-4    | 5  | 1  | 0  | 0   | 1   | 4   |
| 24     | MCAIR,WILLIAM        | 1   | 0-0   | 0-0   | 0-0   | 0-0-0    | 0  | 0  | 0  | 0   | 0   | 0   |
| TM     | TEAM                 | 0   | 0-0   | 0-0   | 0-0   | 4-0-4    | 0  | 0  | 1  | 0   | 0   | 0   |
| TOTALS | -                    | 200 | 28-64 | 7-33  | 14-18 | 15-22-37 | 21 | 17 | 14 | 0   | 7   | 77  |

#### RV/-- NEW MEXICO (5-1)

| ##     | PLAYER            | MIN | FG-A  | 3FG-A | FT-A  | O-D-T   | PF | A  | TO | BLK | STL | PTS |
|--------|-------------------|-----|-------|-------|-------|---------|----|----|----|-----|-----|-----|
| 5      | LYLE,JAQUAN *     | 38  | 9-14  | 2-5   | 4-5   | 0-0-0   | 3  | 2  | 5  | 0   | 3   | 24  |
| 15     | BRAGG,CARLTON *   | 30  | 5-6   | 0-0   | 4-4   | 3-3-6   | 4  | 1  | 3  | 1   | 4   | 14  |
| 11     | CALDWELL,JJ *     | 37  | 3-4   | 0-0   | 3-5   | 0-3-3   | 0  | 7  | 1  | 0   | 0   | 9   |
| 2      | JACKSON,VANCE *   | 26  | 2-8   | 1-4   | 4-6   | 1-6-7   | 0  | 0  | 1  | 0   | 0   | 9   |
| 10     | MALUACH,MAKUACH * | 22  | 4-10  | 0-4   | 1-2   | 1-2-3   | 4  | 0  | 2  | 0   | 0   | 9   |
| 1      | MANGAULT,COREY    | 21  | 3-5   | 0-0   | 0-0   | 3-3-6   | 3  | 0  | 1  | 0   | 0   | 6   |
| 0      | MARTIN,ZANE       | 10  | 1-2   | 0-0   | 2-2   | 0-0-0   | 0  | 0  | 1  | 0   | 0   | 4   |
| 3      | MCGEE,KEITH       | 16  | 1-3   | 1-2   | 0-0   | 0-0-0   | 2  | 0  | 2  | 0   | 0   | 3   |
| TM     | TEAM              | 0   | 0-0   | 0-0   | 0-0   | 0-4-4   | 0  | 0  | 0  | 0   | 0   | 0   |
| TOTALS | -                 | 200 | 28-52 | 4-15  | 18-24 | 8-21-29 | 16 | 10 | 16 | 1   | 7   | 78  |

53.8% 26.7% 75.0%

- New Mexico State's five-game winning streak against the Lobos - the third-longest in the history of the program and the longest winning streak by the Aggies since the mid-1950's - came to an end as New Mexico escaped the Pan Am Center with a 78-77 victory on Thursday, Nov. 21.
- Playing his first game against New Mexico, senior Trevelin Queen supplied a team-high 23 points to his team's offensive output and finished one rebound shy of a double-double by pulling down a game-high nine.
- The Aggies owned a four-point lead with 2:22 remaining, but the Lobos ended the game on a 7-2 run and Carlton Bragg's two free throw makes with 49 seconds to go sealed the deal for the Lobos.
- Most of the game's points were scored either inside or at the foul line as the teams combined to shoot just 11-of-48 (22.9-percent) from three-point land. Taking away Queen's 4-for-10 (40-percent) mark from downtown, the Aggies shot only 13-percent (3-for-23) from distance.
- New Mexico State owned advantages in both rebounding (37-29) and scoring production from the bench (22-13) and committed two fewer turnovers than the Lobos.
- The Lobos, however, used a 60.7-percent (17-of-28) shooting clip in the second half to exit the Pan Am Center with a win in tow.
- Each team committed a pair of turnovers through the final 30 seconds of regulation to keep things interesting and a missed free throw by the Lobos with four seconds remaining gave the Aggies one last chance but Shunn Buchanan's heave at the buzzer was off the mark.

### CURRENT NM STATE PLAYERS VS. NEW MEXICO

| NO. | PLAYER           | GP-GS | MIN. | AVG. | FG-A  | PCT. | 3FG-A | PCT. | FT-A  | PCT.  | O-D-R    | AVG. | PF | FO | A  | TO | BLK | STL | PTS. | AVG. |
|-----|------------------|-------|------|------|-------|------|-------|------|-------|-------|----------|------|----|----|----|----|-----|-----|------|------|
| 1   | Shunn Buchanan   | 5-1   | 83   | 16.6 | 2-10  | .200 | 0-5   | .000 | 4-7   | .571  | 1-4-5    | 1.0  | 11 | -- | 14 | 9  | 0   | 4   | 8    | 1.6  |
| 3   | Terrell Brown    | 3-1   | 82   | 27.3 | 10-33 | .303 | 6-21  | .286 | 10-15 | .667  | 0-6-6    | 2.0  | 8  | -- | 6  | 3  | 0   | 2   | 36   | 12.0 |
| 5   | Clayton Henry    | 2-1   | 26   | 13.0 | 2-7   | .286 | 1-6   | .167 | 2-2   | 1.000 | 2-4-6    | 3.0  | 2  | -- | 3  | 2  | 0   | 0   | 7    | 3.5  |
| 10  | Jabari Rice      | 3-1   | 53   | 17.7 | 9-15  | .600 | 2-8   | .200 | 5-6   | .833  | 2-7-9    | 3.0  | 4  | -- | 4  | 2  | 1   | 3   | 25   | 8.3  |
| 12  | A.J. Harris      | 4-4   | 104  | 26.0 | 18-45 | .400 | 9-19  | .474 | 7-10  | .700  | 5-5-10   | 2.5  | 9  | -- | 13 | 7  | 1   | 1   | 52   | 13.0 |
| 13  | C.J. Bobbitt     | 3-3   | 52   | 17.3 | 4-12  | .333 | 1-7   | .143 | 4-8   | .500  | 4-7-11   | 3.7  | 8  | -- | 4  | 6  | 0   | 3   | 13   | 4.3  |
| 15  | Ivan Aurrecochea | 3-2   | 65   | 21.7 | 14-18 | .778 | 0-0   | .000 | 14-19 | .737  | 5-15-20  | 6.7  | 7  | -- | 4  | 5  | 0   | 1   | 42   | 14.0 |
| 21  | Trevelin Queen   | 1-1   | 39   | 39.0 | 8-19  | .421 | 4-10  | .400 | 3-4   | .750  | 4-5-9    | 9.0  | 0  | -- | 4  | 2  | 0   | 1   | 23   | 23.0 |
| 24  | William McNair   | 1-0   | 1    | 1.0  | 0-0   | .000 | 0-0   | .000 | 0-0   | .000  | 0-0-0    | 0.0  | 0  | -- | 0  | 0  | 0   | 0   | 0    | 0.0  |
| 24  | Robert Brown     | 1-0   | 4    | 4.0  | 1-2   | .500 | 0-0   | .000 | 2-2   | 1.000 | 1-1-2    | 2.0  | 2  | -- | 0  | 0  | 0   | 0   | 4    | 4.0  |
| 35  | Johnny McCants   | 4-0   | 73   | 18.3 | 13-17 | .765 | 0-1   | .000 | 1-2   | .500  | 10-18-28 | 7.0  | 9  | 1  | 3  | 2  | 3   | 1   | 27   | 6.8  |
| 55  | Shawn Williams   | 1-0   | 23   | 23.0 | 2-7   | .286 | 1-6   | .167 | 0-0   | .000  | 0-2-2    | 2.0  | 2  | -- | 1  | 1  | 0   | 0   | 5    | 5.0  |

### 2019-20 SCORING BREAKDOWN | NM STATE

- TOTAL POINTS | 743 • 100%
- FROM TWO-POINTERS | 364 • 49.0%
- FROM THREE-POINTERS | 252 • 33.9%
- FROM FREE THROWS | 127 • 17.1%
- POINTS IN THE PAINT | 328 • 44.1%
- POINTS OFF TO | 162 • 21.8%
- SECOND-CHANCE PTS. | 144 • 19.4%
- FAST BREAK PTS. | 80 • 10.8%
- BENCH PTS. | 307 • 41.3%

### NEW MEXICO STATE VS. NEW MEXICO | SERIES HISTORY AND TIDBITS

- New Mexico State and New Mexico have met on the hardwood 223 times since the series began in 1904. That's the longest running series between New Mexico State and an opponent in program history. The 223 meetings between the Aggies and Lobos are also the most by New Mexico State and an opponent in the history of the program.
- Currently the Aggies have won two consecutive games against the Lobos in Albuquerque. That's the longest streak of wins for the Aggies in Lobo territory since rackin up nine-straight triumphs in the ABQ from Feb. 22, 1936-Feb. 3, 1940.
- The two longest winning streaks New Mexico State produced against its in-state rivals came in the early 20th century. From February 11, 1916-February 21, 1923, New Mexico State bested the Lobos 10 consecutive times. In a dominant run that spanned a pair of decades, the Aggies won 19-straight showdowns between the two programs from February 22, 1936-December 11, 1940.
- Now in his third season in charge in Las Cruces, head coach Chris Jans is one of only three bench bosses in the history of the program who have won each of their first four meetings with New Mexico. Jans joins John G. Griffith (1917-20) and Robert R. Brown (1922-26) in that category.
- Since the start of the 2011-12 season, New Mexico State has dropped just 13 games on its home court at the Pan Am Center. Six of those setbacks, however, have come at the hands of New Mexico.
- With a win over the Lobos on Saturday, the Aggies would earn a split with their in-state rivals for the first time since the 2013-14 season. That year, each team won on the road as well.





### LAST TIME OUT | NEW MEXICO STATE VS. DENVER | DEC. 10, 2019

# GAME 11



## 72 AT 67

16-51 | 14-71

TUESDAY, DECEMBER 10  
MAGNESS ARENA • DENVER, COLO.  
ATTENDANCE: 910

NEW MEXICO STATE | 37 | 35 | 172  
DENVER | 28 | 39 | 167

NMSU 1ST FG-A 15-31 7-16 0-0  
HALF 48.4% 43.8% 0%

NMSU 2ND FG-A 13-25 1-6 8-14  
HALF 52% 16.7% 57.1%

DU 1ST FG-A 13-29 2-6 0-0  
HALF 44.8% 33.3% 0%

DU 2ND FG-A 13-28 3-7 10-15  
HALF 46.4% 42.9% 66.7%

#### NEW MEXICO STATE (6-5)

| ##       | PLAYER             | MIN   | FG-A  | 3FG-A | FT-A | O-D-T   | PF | A  | TO | BLK | STL | PTS |
|----------|--------------------|-------|-------|-------|------|---------|----|----|----|-----|-----|-----|
| 10       | RICE, JABARI       | * 33  | 7-11  | 2-5   | 2-3  | 4-4-8   | 1  | 2  | 2  | 0   | 0   | 18  |
| 21       | QUEENTREVELIN      | * 33  | 5-9   | 3-5   | 2-2  | 0-5-5   | 3  | 7  | 4  | 0   | 3   | 15  |
| 15       | AURRECOEHEA, IVAN* | 24    | 7-10  | 0-0   | 0-3  | 3-4-7   | 4  | 0  | 3  | 0   | 0   | 14  |
| 1        | BUCHANAN, SHUNN    | * 30  | 1-3   | 0-2   | 3-4  | 0-2-2   | 3  | 2  | 2  | 0   | 4   | 5   |
| 13       | BOBBITT, C.J.      | * 15  | 1-6   | 0-3   | 0-0  | 0-5-5   | 2  | 1  | 0  | 0   | 0   | 2   |
| 35       | MCCANTS, JOHNNY    | 27    | 5-8   | 2-3   | 0-0  | 0-7-7   | 2  | 0  | 4  | 1   | 1   | 12  |
| 55       | WILLIAMS, SHAWN    | 23    | 1-6   | 1-4   | 1-2  | 1-1-2   | 1  | 0  | 3  | 0   | 0   | 4   |
| 24       | MCNAIR, WILLIAM    | 13    | 1-2   | 0-0   | 0-0  | 0-0-0   | 1  | 0  | 1  | 0   | 0   | 2   |
| 25       | BROWN, ROBERT      | 2     | 0-1   | 0-0   | 0-0  | 0-0-0   | 0  | 0  | 0  | 0   | 0   | 1   |
| TM. TEAM |                    | 0     | 0-0   | 0-0   | 0-0  | 1-1-2   | 0  | 0  | 0  | 0   | 0   | 0   |
| TOTALS   |                    | - 200 | 28-56 | 8-22  | 8-14 | 9-29-38 | 17 | 12 | 19 | 1   | 9   | 72  |

50.0% 36.4% 57.1%

#### DENVER (4-7)

| ##       | PLAYER           | MIN   | FG-A  | 3FG-A | FT-A  | O-D-T   | PF | A  | TO | BLK | STL | PTS |
|----------|------------------|-------|-------|-------|-------|---------|----|----|----|-----|-----|-----|
| 3        | TOWNSEND, JASE   | * 35  | 10-17 | 5-7   | 4-4   | 0-4-4   | 3  | 2  | 2  | 0   | 1   | 29  |
| 0        | MURKEY, ADE      | * 34  | 8-16  | 0-2   | 6-11  | 0-4-4   | 4  | 3  | 2  | 1   | 4   | 22  |
| 21       | JONES, ROBERT    | * 21  | 2-4   | 0-0   | 0-0   | 0-2-2   | 3  | 1  | 1  | 1   | 0   | 4   |
| 12       | KURNAZ, ALPEREN  | * 24  | 1-3   | 0-1   | 0-0   | 2-5-7   | 1  | 2  | 0  | 0   | 1   | 2   |
| 4        | GATLINTAELYR     | * 18  | 1-5   | 0-1   | 0-0   | 0-2-2   | 1  | 0  | 1  | 0   | 0   | 2   |
| 1        | NZEKWE, DAVID    | 24    | 1-5   | 0-0   | 0-0   | 1-1-2   | 2  | 0  | 1  | 0   | 0   | 2   |
| 2        | EASTMOND, ROSCOE | 24    | 1-2   | 0-0   | 0-0   | 0-1-1   | 5  | 3  | 6  | 0   | 2   | 2   |
| 10       | LANZI, JOSEPH    | 17    | 1-4   | 0-2   | 0-0   | 0-1-1   | 0  | 1  | 1  | 0   | 0   | 2   |
| 22       | GREEN, TRISTAN   | 3     | 1-1   | 0-0   | 0-0   | 0-0-0   | 0  | 0  | 1  | 0   | 0   | 2   |
| TM. TEAM |                  | 0     | 0-0   | 0-0   | 0-0   | 3-1-4   | 0  | 0  | 0  | 0   | 0   | 0   |
| TOTALS   |                  | - 200 | 26-57 | 5-13  | 10-15 | 6-21-27 | 19 | 12 | 15 | 2   | 8   | 67  |

45.6% 38.5% 66.7%

• Bolstered by a 7-of-16 showing from three-point range through the opening frame, the Aggies opened up a lead of as many as 19 points before holding off a late charge from Denver to claim a 72-67 victory over the Pioneers Tuesday night at Magness Arena.

• With the win, the Aggies locked up their first true road win of the season.

• New Mexico State shot an even 50-percent from the field, marking

the first time since March 16, 2019 (against Grand Canyon in the WAC Tournament title bout) that it converted its field goal tries at a rate of 50-percent or higher against an NCAA Division I opponent.

• Making his first start of the season, redshirt sophomore Jabari Rice put in a team-high 18 points and was one of four Aggies who totaled 12 or more. Trevelin Queen (15), Ivan Aurrecochea (14) and Johnny McCants (12) also hit double digits and that quartet shot a combined 23-of-38 (.605) from the field in the victory.

#### MTE SUCCESS

• Since Chris Jans took over as the Aggies' bench boss prior to the start of the 2017-18 season, the team has enjoyed a great deal of success at MTE engagements.

• New Mexico State is 7-3 (.700) under Jans in games that are part of MTEs and included in that victory total are two wins over power five programs including one over #6/7 Miami in the 2017 Hawaiian Airlines Diamond Head Classic.

#### INTERNATIONAL SUCCESS

• Both redshirt sophomore Jabari Rice and senior Trevelin Queen earned spots on the 2019 Cayman Classic All-Tournament Team as a result of their performances in the three-day Classic.

• Rice averaged 16 points per game through the three-game stretch while Queen poured in an average of 14.3 points per game.

#### SCOUTING NEW MEXICO

• Since exiting the doors of the Pan Am Center with a 78-77 victory on Nov. 21, the Lobos have won four of last five games with the lone loss in that span coming to nationally-ranked Auburn at Barclays Center on Nov. 25. Included in their current four-game winning streak are victories over Wisconsin, Montana, Boise State and Wyoming.

• Offensively not much has changed for the Lobos since they set foot in Las Cruces last month. JaQuan Lyle (17.7 ppg) leads a pack of four players who are averaging at least 10 points per game for New Mexico. Next up on that list is interior threat Carlton Bragg, Jr., who is the owner of a double-double average (12.6 ppg, 10.0 rpg).

• Manning things from the point guard position is JJ Caldwell who leads the Mountain West Conference and ranks among the top-40 players nationally in assists per game (36th, 5.6) and total steals (17th, 25).

• Undefeated (6-0) at home this year, the Lobos have won their last eight games in that venue dating back to last season. This year, a scoring offense that ranks 63rd nationally (78.4 ppg) coupled with the nation's 23rd-highest field goal percentage (48.7-percent) as well as college basketball's third-highest made free throw total

#### NM STATE IN THE NCAA STATS | INDIVIDUAL

| CATEGORY           | #/PLAYER      | NCAA RANK | WAC RANK |
|--------------------|---------------|-----------|----------|
| 3FG attempts       | 66/Queen      | 95        | 2        |
| Assist/TO ratio    | 1.52/Buchanan | 242       | 6        |
| Assists/game       | 3.5/Buchanan  | 223       | 2        |
| Minutes/game       | 32:10/Queen   | 248       | 8        |
| Off. rebounds/game | 2.45/Queen    | 176       | 2        |
| Points per game    | 14.9/Queen    | 249       | 5        |
| Steals per game    | 1.64/Queen    | 201       | 5        |
| Total 3FG made     | 23/Queen      | 134       | 3        |
| Total assists      | 38/Buchanan   | 150       | 4        |
| Total FG attempts  | 146/Queen     | 44        | 2        |
| Total FG made      | 63/Queen      | 73        | 3        |
| Total minutes      | 353:59/Queen  | 78        | 7        |
| Total points       | 164/Queen     | 119       | 4        |
| Total steals       | 18/Queen      | 96        | 4        |

#### NM STATE IN THE NCAA STAT RANKINGS | TEAM

| CATEGORY                | #     | NCAA | WAC |
|-------------------------|-------|------|-----|
| 3-Point FG Attempts     | 282   | 25   | 1   |
| Assist/turnover ratio   | 0.81  | 277  | 7   |
| Assists/game            | 12.2  | 252  | 3   |
| Blocked shots/game      | 1.5   | 344  | 7   |
| Def. rebounds/game      | 23.36 | 308  | 6   |
| Fewest fouls            | 182   | 245  | 2   |
| Fewest turnovers        | 166   | 324  | 7   |
| Field-goal percentage   | 42.8  | 229  | 7   |
| Field-goal pct. defense | 43.6  | 240  | 6   |
| Free throw attempts     | 188   | 143  | 5   |
| Free throws made        | 127   | 154  | 5   |
| Free throw percentage   | 67.6  | 239  | 8   |
| Off. rebounds/game      | 12.09 | 73   | 2   |
| Personal fouls/game     | 16.5  | 125  | 2   |
| Rebounding margin       | +6.6  | 47   | 2   |
| Scoring defense         | 64.0  | 82   | 2   |
| Scoring margin          | +3.5  | 189  | 3   |
| Scoring offense         | 67.5  | 268  | 7   |
| Steals per game         | 5.9   | 234  | 5   |
| 3-Point FG Defense      | 36.5  | 305  | 6   |
| 3-Point FG per game     | 7.6   | 149  | 1   |
| 3-Point FG Percentage   | 29.8  | 287  | 6   |
| Total 3-Point FG made   | 84    | 78   | 1   |
| Total assists           | 134   | 142  | 3   |
| Total blocked shots     | 17    | 324  | 7   |
| Total rebounds          | 390   | 82   | 4   |
| Total rebounds/game     | 35.45 | 222  | 4   |
| Total steals            | 65    | 163  | 5   |
| Turnover margin         | -0.4  | 221  | 6   |
| Turnovers forced/game   | 14.73 | 143  | 3   |
| Turnovers/game          | 15.1  | 273  | 7   |
| Won/Lost percentage     | 54.5  | 180  | 1   |

#### AGGIES IN THE WAC STATS | ALL GAMES

| CATEGORY              | PLAYER           | #    | RANK |
|-----------------------|------------------|------|------|
| Points per game       | Trevelin Queen   | 14.9 | 6    |
|                       | Jabari Rice      | 13.0 | T10  |
| Rebounds per game     | Trevelin Queen   | 5.5  | 8    |
|                       | Johnny McCants   | 5.3  | 10   |
| Field goal pct.       | Ivan Aurrecochea | .559 | 1    |
|                       | Johnny McCants   | .557 | 2    |
|                       | Jabari Rice      | .527 | 5    |
| Assists per game      | Shunn Buchanan   | 3.5  | 4    |
|                       | Trevelin Queen   | 2.8  | T9   |
| Steals per game       | Trevelin Queen   | 1.6  | 6    |
| 3FG per game          | Trevelin Queen   | 2.1  | 6    |
| Assist/turnover ratio | Shunn Buchanan   | 1.5  | 7    |
| Off. rebounds/game    | Trevelin Queen   | 2.5  | T3   |
|                       | Jabari Rice      | 1.9  | T9   |
| Minutes per game      | Trevelin Queen   | 32.3 | T8   |





# COLLEGE INSIDER MID-MAJOR

December 9, 2019

| WK. | TEAM              | RECORD | PTS | PREV. |
|-----|-------------------|--------|-----|-------|
| 1.  | Gonzaga (29)      | 10-1   | 771 | 1     |
| 2.  | Liberty (1)       | 11-0   | 741 | 2     |
| 3.  | Northern Iowa     | 8-1    | 658 | 5     |
| 4.  | Saint Mary's (1)  | 9-2    | 649 | 4     |
| 5.  | ETSU              | 8-2    | 623 | 3     |
| 6.  | Bowling Green     | 7-2    | 582 | 7     |
| 7.  | Belmont           | 6-3    | 542 | 15    |
| 8.  | Kent State        | 8-1    | 490 | 16    |
| 9.  | Stephen F. Austin | 7-2    | 474 | 8     |
| 10. | Furman            | 8-3    | 447 | 6     |
| 11. | Yale              | 8-3    | 444 | 20    |
| 12. | UNCG              | 8-2    | 409 | 19    |
| 13. | Vermont           | 7-4    | 398 | 9     |
| 14. | Delaware          | 9-1    | 369 | 13    |
| 15. | Toledo            | 7-2    | 352 | 17    |
| 16. | BYU               | 7-4    | 331 | 10    |
| 17. | Wright State      | 7-3    | 235 | 12    |
| 18. | Harvard           | 6-4    | 227 | 24    |
| 19. | Buffalo           | 6-3    | 185 | 22    |
| 20. | Evansville        | 7-3    | 156 | 23    |
| 21. | UCSB              | 6-3    | 128 | NR    |
| 22. | Drake             | 8-2    | 109 | NR    |
| 23. | San Francisco     | 8-2    | 102 | 21    |
| 24. | NKU               | 7-3    | 86  | NR    |
| 25. | Colgate           | 6-4    | 85  | 11    |

OTHERS RECEIVING VOTES: Penn 71, Sacramento State 64, Santa Clara 52, Akron 31, New Mexico State 29, North Dakota State 28, Eastern Michigan 26, Rider 22, Arkansas State 18, Central Michigan 18, Murray State 18, Bradley 15, Hofstra 14, South Dakota 11, Pacific 10, Hawaii 9, Western Carolina 9, Georgia State 6, Loyola Chicago 6, Stony Brook 6, Georgia Southern 5, UC Irvine 4, Charleston 3, Ohio 3, Eastern Washington 3, Ball State 2.

### WAC PLAYER OF THE WEEK

|              |                                |
|--------------|--------------------------------|
| Nov. 11..... | Xavier Johnson   Chicago State |
| Nov. 18..... | Myles Carter   Seattle U       |
| Nov. 25..... | TJ Washington   Utah Valley    |
| Dec. 2.....  | Milan Acquaah   Cal Baptist    |
| Dec. 9.....  | Milan Acquaah   Cal Baptist    |
| Dec. 16..... |                                |
| Dec. 23..... |                                |
| Dec. 30..... |                                |
| Jan. 6.....  |                                |
| Jan. 13..... |                                |
| Jan. 20..... |                                |
| Jan. 27..... |                                |
| Feb. 3.....  |                                |
| Feb. 10..... |                                |
| Feb. 17..... |                                |
| Feb. 24..... |                                |
| March 2..... |                                |
| March 9..... |                                |

(198) has led to the team's success both at home and on the road.

### UP THE WIN CHARTS

- After picking up his 64th win as New Mexico State's head coach Tuesday at Denver, Chris Jans needs just one more victory to move up to eighth in program history in terms of career coaching victories.
- With one more, Jans would tie George McCarty (65 wins from 1949-53) for the eighth-most coaching wins as an Aggie bench boss.

### GOING DEEP

- The three-pointer has been one of the Aggies' primary weapons so far this season, accounting for 33.9-percent of the team's point total. On the national scene, New Mexico State ranks 25th in terms of total attempts from long range (282) and leads the WAC in three-pointers per game with a mark of 7.6.
- The Aggies' 84 made three-pointers are another WAC-leading figure and are the 78th-most in the land.

### COMING UP NEXT

- The Aggies return to the Pan Am Center Wednesday night at 7:00 p.m. to take on their second SWAC foe of 2019-20. That day, Arkansas-Pine Bluff heads to Las Cruces to challenge New Mexico State. Fans can take advantage of a special holiday lower bowl ticket special for that game with south end zone seats available for \$10 each. The holiday ticket special is available for pre-sale only and will not be valid on the day of the game.

### BITTEN BY THE BUG

- The injury bug has hit the Aggies hard through the course of the 2019-20 season thus far as the team has seen four players miss a combined 35 games due to injury.
- Senior guard AJ Harris and senior forward Clayton Henry have not made an appearance on the court this year due to hand injuries while junior transfer Wilfried Likayi suffered a leg injury that will keep him out for the entire year. Preseason All-WAC First Team choice Terrell Brown was kept out of the team's opener against Western New Mexico due to a nagging groin injury, too. Brown was recently held out of the team's road win at Denver on Dec. 10, too.

### ROCKY MOUNTAIN HIGH-QUALITY PERCENTAGE

- Head coach Chris Jans has posted a 5-0 record against programs from the state of Colorado during his time in charge at New Mexico State.

### KILLER QUEEN

- Since putting the league on notice with a 27-point outburst in the 2019 WAC Tournament title bout, senior Trevelin Queen has turned into one of the league's - and the nation's - best scorers.
- Currently, Queen leads the team and ranks fifth in the WAC in scoring with an average of 14.9 points per game. The senior has put in at least 10 points in all but one of the Aggies' contests this season and has been responsible for three of the five 20+ point outings on the team this season.
- Queen's ranks among the top 100 nationally in a multitude of categories, too, including field goal attempts (44th, 146), field goals made (73rd, 63), three-point field goal attempts (95th, 66) and total steals (96th, 18).

### STEAMING HOT RICE

- Not only a dish that provides the body with precious, precious carbs, Rice - Jabari Rice, that is - is something that has been an integral part of the Aggies' successes this season.
- The redshirt sophomore has been a boon for his team, ranking second on the squad in scoring at 13 points per game. Currently he ranks third on the team in field goal percentage (.527) and is tops on the Aggies' charts in three-point field goal shooting (35.6-percent).
- Rice also ranks third on the team in rebounding at a clip of 4.7 per game.

### STRAIGHT SHOOTERS

- Three of the WAC's top five players in terms of field goal percentage sport New Mexico State uniforms.







- Ivan Aurrecochea leads the league in shooting with a mark of .559 while Johnny McCants ranks second with a percentage of 55.7.
- Ranking fifth in the WAC in field goal percentage is redshirt sophomore Jabari Rice who has converted 52.7-percent of his shots this year.

### WHAT?

• Through his first 11 games of the year, junior forward Johnny McCants has posted a higher shooting percentage from three-point land (7-for-21, 33.3-percent) than he has from the free throw line (6-for-20, 30-percent).

### HIT THE ROAD, JANS!

• Now in his third season in charge in Las Cruces, head coach Chris Jans has led the Aggies to a fine 19-6 (.760) record in true road games. That includes last season's mark of 10-1.

### FIRST THINGS FIRST

• Following the win over Western New Mexico in the season-opener on Nov. 5, here's how the Aggies have fared throughout the years in their first game:

Season-Openers: 69-42-1

Home-Openers: 83-27-1

Season/Home Opener as Same Game: 57-18-1

• The Aggie men have now won six-straight home-openers and nine of their last ten. Only loss during that stretch came against Western Michigan in 2013. The only year NM State didn't have a home-opener was during the 1907-08 campaign.

### PROTECT THIS HOUSE

• Before the penning of the 2019-20 season, New Mexico State is 635-154 (.805) all-time inside the Pan American Center and has gone 142-20 (.877) over the last 10 years at home, including a 16-1 mark during the 2018-19 season. NM State has not lost more than two games on its home floor, since 2011-12 when it dropped three games on Lou Henson Court.

• New Mexico State began the 2018-19 campaign with a dominant 102-11 (.903) record on Lou Henson Court dating back to that 2011-12 season. After the 75-63 win over California Baptist the Aggies are now 118-12 (.908) at home since the 2011-12.

### PRESEASON HONORS

- Following a record-setting season, the New Mexico State men's basketball team was unanimously selected as the favorite to repeat as Western Athletic Conference Champions in both the Preseason Coaches' and Media Polls, the league announced on Oct. 9.
- NM State returns nine players from 2018-19 who played at least 10 minutes per game, seven of whom are seniors, making the Aggies one of the oldest and most experienced squads in college basketball. The Aggies also add some much-welcomed firepower to a team already looking to return to the Big Dance.
- Being selected to finish first in both the coaches' and media polls marks the sixth season out of the last seven that the Crimson and White have been chosen as the outright favorite. NM State comes into the 2019-20 season after posting eight-straight campaigns with 20 or more wins and seven appearances in the last eight NCAA Tournaments.
- In the media poll the Aggies received all 20 first-place votes, totaling 252 points to earn the top spot.
- NM State also ran away with the coaches' poll where head coaches could not vote for their own team. The Aggies received 64 points and all of the eight possible first-place votes to earn the top spot. Grand Canyon captured second place with 57 points and one first-place vote. Seattle U was third with 43 points, followed by UT Rio Grande Valley in fourth place with 39 points. California Baptist was picked to finish fifth with 34 points, while CSU Bakersfield and Utah Valley tied for sixth place with 30 points apiece. Kansas City was eighth with 16 points, while Chicago State rounded out the poll with 11 points.
- On the Preseason All-WAC Teams, senior Terrell Brown led the way being selected to the All-WAC First-Team by both the coaches and media. At the end of the 2018-19 season, the guard earned First-Team All-WAC honors, as well as WAC All-Tournament Team and National Association of Basketball Coaches (NABC) First-Team All-District selections. Brown finished the regular season fifth in WAC scoring with 16.3 points per game in conference play and he led the team in scoring (11.3 ppg), three-point field goals made

### WAC PRESEASON COACHES POLL

| Rk.  | Team (First-Place Votes) | Points |
|------|--------------------------|--------|
| 1.   | NM State (8)             | 64     |
| 2.   | Grand Canyon (1)         | 57     |
| 3.   | Seattle U                | 43     |
| 4.   | UT Rio Grande Valley     | 39     |
| 5.   | California Baptist       | 34     |
| T-6. | CSU Bakersfield          | 30     |
| T-6. | Utah Valley              | 30     |
| 8.   | Kansas City              | 16     |
| 9.   | Chicago State            | 11     |

#### First Team

Milan Acquah, California Baptist  
 Terrell Brown, NM State  
 Terrell Brown, Seattle U  
 Carlos Johnson, Grand Canyon  
 Alessandro Lever, Grand Canyon

#### Second Team

Ivan Aurrecochea, NM State  
 Myles Carter, Seattle U  
 AJ Harris, NM State  
 Javon Levi, UT Rio Grande Valley  
 Trevelin Queen, NM State

### WAC PRESEASON MEDIA POLL

| Rk. | Team (First-Place Votes) | Points |
|-----|--------------------------|--------|
| 1.  | NM State (28)            | 252    |
| 2.  | Grand Canyon             | 220    |
| 3.  | Seattle U                | 158    |
| 4.  | UT Rio Grande Valley     | 155    |
| 5.  | California Baptist       | 134    |
| 6.  | Utah Valley              | 133    |
| 7.  | CSU Bakersfield          | 109    |
| 8.  | Kansas City              | 67     |
| 9.  | Chicago State            | 32     |

#### First Team

Milan Acquah, California Baptist  
 Terrell Brown, NM State  
 Carlos Johnson, Grand Canyon  
 Javon Levi, UT Rio Grande Valley  
 Trevelin Queen, NM State

#### Second Team

Brandon Averette, Utah Valley  
 Ivan Aurrecochea, NM State  
 Terrell Brown, Seattle U  
 Jaylen Fisher, Grand Canyon  
 Alessandro Lever, Grand Canyon





opponent in back-to-back years.

PICK YOUR POISON

- While Trevelin Queen represented the Aggies' best scoring threat earlier in the year, the team has diversified its offensive options in a big way since then.
- A total of four different players have led the Aggies in scoring in at least one game this season. Queen, Jabari Rice, Shawn Williams and C.J. Bobbitt have each put in the most points for the Aggies in a game this year.
- Queen (three) and Rice (two) have accounted for all five of the team's 20+ point outings so far this season.





# AGGIES IN THE ASSOCIATION



## #43 • PASCAL SIAKAM

6-9 | 230 | Toronto Raptors | NM State 2014-16

|         |      |     |     |     |      |      |      |
|---------|------|-----|-----|-----|------|------|------|
| 2018-19 | PPG  | RPG | APG | BPG | FG%  | 3P%  | FT%  |
|         | 16.4 | 6.9 | 3.0 | 0.7 | .540 | .350 | .777 |

|        |     |     |     |     |      |      |      |
|--------|-----|-----|-----|-----|------|------|------|
| CAREER | PPG | RPG | APG | BPG | FG%  | 3P%  | FT%  |
|        | 9.5 | 5.0 | 1.9 | 0.6 | .524 | .291 | .734 |



## #9 • JEMERRIO JONES

6-5 | 175 | Wisconsin Herd | NM State 2016-18

|         |     |     |     |     |      |      |      |
|---------|-----|-----|-----|-----|------|------|------|
| 2018-19 | PPG | RPG | APG | BPG | FG%  | 3P%  | FT%  |
|         | 9.0 | 9.5 | 3.2 | 0.9 | .547 | .308 | .480 |

|        |     |     |     |     |      |      |      |
|--------|-----|-----|-----|-----|------|------|------|
| CAREER | PPG | RPG | APG | BPG | FG%  | 3P%  | FT%  |
|        | 9.0 | 9.5 | 3.2 | 0.9 | .547 | .308 | .480 |



## #18 • ZACH LOFTON

6-4 | 180 | Grand Rapids Drive | NM State 2017-18

|         |      |     |     |     |      |      |      |
|---------|------|-----|-----|-----|------|------|------|
| 2018-19 | PPG  | RPG | APG | BPG | FG%  | 3P%  | FT%  |
|         | 13.3 | 3.1 | 2.3 | 0.1 | .407 | .248 | .757 |

|        |      |     |     |     |      |      |      |
|--------|------|-----|-----|-----|------|------|------|
| CAREER | PPG  | RPG | APG | BPG | FG%  | 3P%  | FT%  |
|        | 13.3 | 3.1 | 2.3 | 0.1 | .407 | .248 | .757 |



## AGGIE IN THE NBA HISTORY

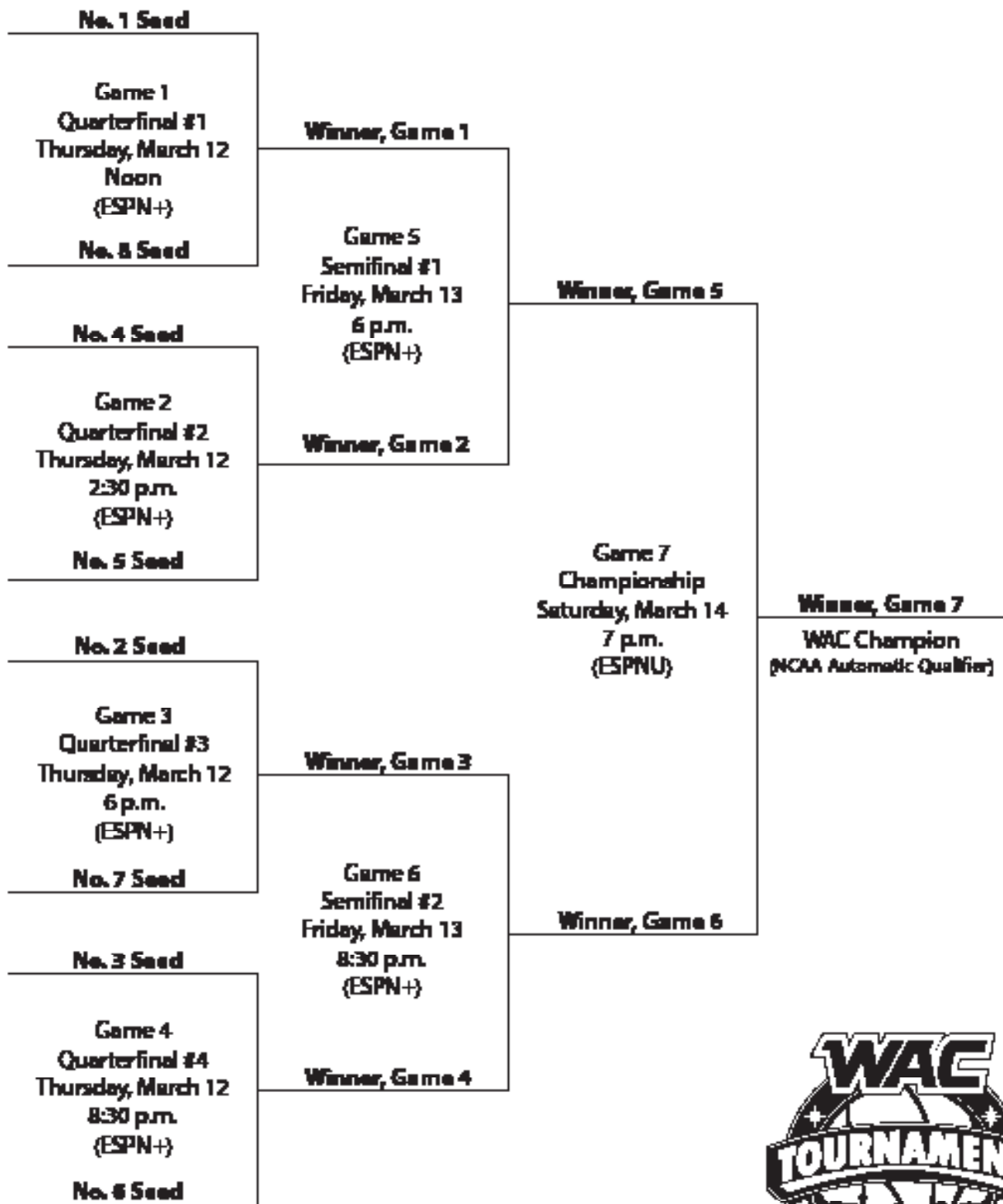
| Year | Player            | Round /     |                       |
|------|-------------------|-------------|-----------------------|
|      |                   | Overall     | Team                  |
| 1952 | Bob Priddy        | 29th        | Baltimore Bullers     |
| 1961 | Billy Joe Price   | 6th / 55th  | Syracuse Nationals    |
| 1966 | Mike Babich       | 7th / 60th  | New York Knicks       |
| 1968 | Bill Allen        | Free Agent  | Anaheim Amigos        |
| 1970 | Jimmy Collins     | 1st / 11th  | Chicago Bulls         |
| 1970 | Jimmy Collins     |             | Utah Stars (ABA)      |
| 1970 | Sam Lacey         | 1st / 5th   | Cincinnati Royals     |
| 1970 | Sam Lacey         |             | Memphis Pros (ABA)    |
| 1971 | Jeff Smith        | 5th / 74th  | Seattle SuperSonics   |
| 1971 | Jeff Smith        |             | Indiana Pacers (ABA)  |
| 1973 | John Williamson   | 6th / 96th  | Atlanta Hawks         |
| 1974 | Rolland Grant     | 3rd / 51st  | Detroit Pistons       |
| 1975 | Jim Bostic        | 8th / 139th | Kansas City Kings     |
| 1977 | Richard Robinson  | 7th / 145th | San Antonio Spurs     |
| 1978 | Charlie Criss     | Free Agent  | Atlanta Hawks         |
| 1980 | Albert Slab Jones | 5th / 106   | Houston Rockets       |
| 1982 | Jaime Pena        | 6th / 133rd | San Antonio Spurs     |
| 1983 | Ernest Patterson  | 5th / 121st | Chicago Bulls         |
| 1984 | Steve Colter      | 2nd / 33rd  | Portland Trailblazers |
| 1986 | Gilbert Wilburn   | 6th / 119th | Cleveland Cavaliers   |
| 1987 | Kenny Travis      | 6th / 115th | Los Angeles Lakers    |
| 1991 | Randy Brown       | 2nd / 31st  | Sacramento Kings      |
| 1994 | Reggie Jordan     | Free Agent  | Los Angeles Lakers    |
| 2014 | Sim Bhullar       | Free Agent  | Sacramento Kings      |
| 2016 | Johnathan Gibson  | Free Agent  | Dallas Mavericks      |
| 2016 | Pascal Siakam     | 1st / 27th  | Toronto Raptors       |
| 2018 | Zach Lofton       | Free Agent  | Detroit Pistons       |
| 2019 | Jemerrio Jones    | Free Agent  | Los Angeles Lakers    |





# 2020 WAC Men's Basketball Tournament

March 12-14 • Orleans Arena • Las Vegas



Note: The No. 1 seed may choose the time of its first game and the bracket will be adjusted accordingly. All Times Local/Subject to Change





**NM STATE'S RECORD WHEN | 2019-20**

| NM STATE                       | ALL | WAC |
|--------------------------------|-----|-----|
| Leading at halftime            | 6-2 | 0-0 |
| Tied at halftime               | 0-0 | 0-0 |
| Trailing at halftime           | 0-3 | 0-0 |
| Leading at half   home         | 3-1 | 0-0 |
| Tied at half   home            | 0-0 | 0-0 |
| Trailing at half   home        | 0-0 | 0-0 |
| Leading at half   neutral      | 2-1 | 0-0 |
| Tied at half   neutral         | 0-0 | 0-0 |
| Trailing at half   neutral     | 0-1 | 0-0 |
| Leading at half   road         | 1-0 | 0-0 |
| Tied at half   road            | 0-0 | 0-0 |
| Trailing at half   road        | 0-2 | 0-0 |
| Leading with 5:00 to go        | 6-1 | 0-0 |
| Leading with 2:00 to go        | 6-0 | 0-0 |
| Scoring ≤ 60 points            | 1-3 | 0-0 |
| Opp. Scores ≤ 60 points        | 3-0 | 0-0 |
| Scoring 61-69 points           | 1-1 | 0-0 |
| Opp. Scores 61-69 pts          | 2-3 | 0-0 |
| Scoring 70-79 pts              | 3-1 | 0-0 |
| Opp. Scores 70-79 pts          | 1-1 | 0-0 |
| Scoring 80-89 pts              | 0-0 | 0-0 |
| Opp. Scores 80-89 pts          | 0-1 | 0-0 |
| Scoring 90-99 pts              | 1-0 | 0-0 |
| Opp. Scores 90-99 pts          | 0-0 | 0-0 |
| Scoring 100+ pts               | 0-0 | 0-0 |
| Opp. Scores 100+ pts           | 0-0 | 0-0 |
| 2 or fewer players w/ 10+ pts. | 1-3 | 0-0 |
| 3 players w/ 10+ points        | 3-1 | 0-0 |
| 4 players w/ 10+ points        | 1-1 | 0-0 |
| 5 players w/ 10+ points        | 1-0 | 0-0 |
| 6 players w/ 10+ points        | 0-0 | 0-0 |
| 1 player w/ 20+ points         | 3-2 | 0-0 |
| 2 players w/ 20+ points        | 0-0 | 0-0 |
| Shooting below 30%             | 0-0 | 0-0 |
| Opp. shoots below 30%          | 1-0 | 0-0 |
| Shooting 30-39%                | 1-4 | 0-0 |
| Opp. shoots 30-39%             | 2-1 | 0-0 |
| Shooting 40-49%                | 3-1 | 0-0 |
| Opp. shoots 40-49%             | 3-2 | 0-0 |
| Shooting 50% or higher         | 2-0 | 0-0 |
| Opp. shoots 50% or higher      | 0-2 | 0-0 |
| More rebounds                  | 6-3 | 0-0 |
| Fewer rebounds                 | 0-2 | 0-0 |
| Same rebounds                  | 0-0 | 0-0 |
| More turnovers                 | 1-3 | 0-0 |
| Fewer turnovers                | 5-2 | 0-0 |
| Same turnovers                 | 0-0 | 0-0 |
| More pts. in the paint         | 5-2 | 0-0 |
| Fewer pts. in the paint        | 1-3 | 0-0 |
| Same pts. in the paint         | 0-0 | 0-0 |
| More bench points              | 5-3 | 0-0 |
| Fewer bench points             | 1-1 | 0-0 |
| Same bench pts.                | 0-1 | 0-0 |
| More 2nd chance pts.           | 5-4 | 0-0 |
| Fewer 2nd chance pts.          | 0-1 | 0-0 |
| Same 2nd chance pts.           | 1-0 | 0-0 |
| More pts. off turnovers        | 2-1 | 0-0 |
| Fewer pts. off turnovers       | 2-4 | 0-0 |
| Same pts. off turnovers        | 2-0 | 0-0 |
| More fast break points         | 3-2 | 0-0 |
| Fewer fast break points        | 3-3 | 0-0 |
| Same fast break points         | 0-0 | 0-0 |
| On Monday                      | 1-0 | 0-0 |
| On Tuesday                     | 4-1 | 0-0 |
| On Wednesday                   | 0-1 | 0-0 |
| On Thursday                    | 1-1 | 0-0 |
| On Friday                      | 0-1 | 0-0 |
| On Saturday                    | 0-0 | 0-0 |
| On Sunday                      | 0-1 | 0-0 |
| In November                    | 4-4 | 0-0 |
| In December                    | 2-1 | 0-0 |
| In January                     | 0-0 | 0-0 |
| In February                    | 0-0 | 0-0 |
| In March                       | 0-0 | 0-0 |
| White uniforms                 | 3-1 | 0-0 |
| Black uniforms                 | 1-3 | 0-0 |
| Crimson uniforms               | 1-1 | 0-0 |
| Throwback uniforms             | 1-0 | 0-0 |

**THE LAST TIME NM STATE...**

Won at home..... 12/3/19 vs. UTEP (59-56)  
 Lost at home ..... 11/21/19 vs. New Mexico (78-77)  
 Won away..... 12/10/19 at Denver (72-67)  
 Lost away..... 11/17/19 at #17/19 Arizona (83-53)  
 Won neutral..... 11/26/19 vs. USF (65-45)  
 Lost neutral..... 12/7/19 vs. Washington State (63-54)  
 Won in OT..... 11/25/19 vs. Colorado State (78-70, OT)  
 Lost in OT..... 2/17/18 at Seattle U (73-63 OT)  
 Won vs. ranked opp..... 12/23/17 vs. #6/7 Miami\$ (63-54)  
 Lost vs. ranked opp..... 11/17/19 at #17/19 Arizona (83-53)

7 players with 10+ points ..... 11/11/16 vs. Arizona Christian  
 6 players with 10+ points ..... 1/12/17 vs. Grand Canyon  
 5 players with 10+ points ..... 11/5/19 vs. WNMU  
 4 players with 10+ points ..... 12/10/19 at Denver  
 3 players with 10+ points ..... 12/3/19 vs. UTEP  
 Player with 20+ points..... 11/25/19 vs. Colorado State  
 ..... Jabari Rice (21)  
 2 players with 20+ points ..... 12/4/18 vs. New Mexico  
 ..... JoJo Zamora (27) & Ivan Aurrecochea (23)

Won by 20-29 points ..... 11/27/19 vs. USF (65-45)  
 Won by 30-39 points ..... 3/16/19 vs. Grand Canyon# (89-57)  
 Won by 40-49 points ..... 11/5/19 vs. WNMU (92-46)  
 Won by 50+ points..... 11/27/00 vs. Arkansas-Pine Bluff (113-49)

Lost by 20-29 points ..... 12/11/13 at #1 Arizona (74-48)  
 Lost by 30-39 points ..... 11/17/19 at #17/19 Arizona (83-53)  
 Lost by 40-49 points ..... 12/17/04 at Louisiana (91-49)  
 Lost by 50+ points..... 2/22/66 - at Hardin Simmons (105-49)

Scored 90-99 points..... 11/5/19 vs. WNMU (92)  
 Scored 100+ points..... 12/4/18 vs. New Mexico (100)

Made 30+ field goals..... 11/5/19 vs. WNMU (30)  
 Made 35+ field goals..... 12/30/18 at Colorado State (35)  
 Made 40+ field goals..... 1/6/18 at Chicago State (40)  
 Shot 55%+ in FGs ..... 11/17/18 at New Mexico (.566)  
 Shot 60%+ in FGs ..... 11/22/16 vs. Nicholls State (.620)

Made 10+ 3-pointers..... 11/27/19 vs. USF (11)  
 Made 15+ 3-pointers..... 3/16/19 vs. Grand Canyon# (17)  
 Made 25+ free throws..... 11/15/19 vs. Southern (27)  
 Had 50+ rebounds ..... 12/4/18 vs. New Mexico (52)  
 Had 15+ assists..... 3/16/19 vs. Grand Canyon# (18)  
 Had 20+ assists..... 2/28/19 at Kansas City (20)  
 Had 25+ assists..... 3/3/18 at UTRGV (27)  
 Had 15+ steals ..... 1/10/13 at Seattle U (15)  
 Had 10+ steals ..... 2/7/19 at CSUB (12)  
 Had less than 10 TOs ..... 3/9/19 vs. Cal Baptist (6)  
 Had 20+ TOs ..... 11/17/19 at #17/19 Arizona (20)  
 Forced 20+ TOs..... 11/26/19 vs. Colorado State (20)  
 Had 10+ blocked shots..... 1/16/16 vs. Chicago State (10)

**THE LAST TIME AN AGGIE...**

Scored 30-34 points ..... 31, AJ Harris at New Mexico (11/17/18)  
 Scored 35-39 points..... 36, Ian Baker at UTRGV (2/18/17)  
 Had 20+ rebounds ..... 22, Jemerrio Jones vs. Seattle U^ (3/9/18)  
 Had 25+ rebounds ..... 27, Sam Lacey at Hardin Simmons (12/19/69)  
 Had 10+ assists..... 11, Jemerrio Jones vs. ENMU (12/12/17)  
 Had 5+ steals..... 6, Terrell Brown vs. Drake# (12/22/18)  
 Had 10+ steals ..... 11, Jemerrio Jones vs. ENMU (12/12/17)  
 Had 5+ blocks ..... 6, Trevelin Queen vs. Seattle U (2/16/19)  
 Had 10+ blocks..... 10, Sim Bhullar vs. PrairieView A&M (11/27/13)  
 Made 10+ FGs..... 10, Ivan Aurrecochea vs. GCU (1/10/19)  
 Made 10+ FTs..... 11, Terrell Brown at CBU (1/3/19)  
 Made 5+ 3FGs..... 5, JoJo Zamora vs. Utah Valley (2/14/19)  
 Had a triple-double ..... vs. Eastern New Mexico (12/12/17)  
 ..... Jemerrio Jones (10 Points, 11 Rebounds, 11 Assists)  
 Had a double-double..... vs. Utah Valley (2/14/19)  
 ..... Eli Chuha (21 points, 10 rebounds)  
 2+ players with a double-double ..... New Mexico (12/4/18)  
 ..... Ivan Aurrecochea (23 Points, 11 Rebounds)  
 ..... Eli Chuha (13 Points, 10 Rebounds)

^Denotes WAC Tournament game (Las Vegas, Nev.)  
 \*Denotes NCAA Tournament game  
 \$Game played at the Stan Sheriff Center (Honolulu, Hawaii)  
 !Game played at the Sprint Center (Kansas City, Mo.)  
 #Game played at Orleans Arena (Las Vegas, Nev.)

**PAN AMERICAN CENTER TEAM RECORDS**

Most Points ..... 133, vs. New Mexico Highlands (12/11/82)  
 Most FG Attempts ..... 122, vs. UT-Arlington (12/1/70)  
 Most 3FGs Made ..... 20, by Utah State (2/2/06)  
 Most 3FG Attempts..... 39, vs. CSU Bakersfield (2/8/18)  
 Most FTs Made..... 35, vs. New Mexico Highlands (11/25/78)  
 ..... 35, vs. Seattle U (1/9/14)  
 Most FT Attempts..... 53, 2x, Last vs. UMKC (1/31/19)  
 Most Rebounds ..... 85, vs. UT-Arlington (12/1/70)  
 Most Fouls..... 38, vs. West Texas State (2/15/74)  
 Fewest Fouls..... 8, 6x, Last vs. Chicago State (3/7/15)  
 Most Turnovers..... 47, by San José State (12/19/70)  
 Fewest Turnovers ..... 3, vs. Indiana State (2/6/78)  
 Margin of Victory ..... 59  
 Highest FG %..... .686, vs. UTSA (1/3/13)  
 Highest FT % (Min. 20)..... .955 vs. South Alabama (2/8/03)

**PAN AMERICAN CENTER INDIVIDUAL RECORDS**

Most Points ..... 43, Willie Humes  
 ..... Idaho State vs. San Jose State (12/27/69)  
 Rebounds ..... 25, Sam Lacey vs. Idaho State (1/4/69)  
 FGs Made..... 19, Jimmy Collins vs. Air Force (1/14/70)  
 3FG Made ..... 10, Jaycee Carroll  
 ..... Utah State vs. NM State (2/2/06)  
 FTs Made ..... 17, James Moore  
 ..... vs. Arkansas State (2/28/04)  
 Assists ..... 20, Sam Crawford  
 ..... vs. Sam Houston State (12/21/92)  
 FG Percentage (Min. 10) ..... 1.000 (1-3-13), Reggie Ramey  
 ..... West Texas A&M vs. NM State (2/13/75)  
 FT Percentage..... 1.000 - Many





# 2019-20 Preseason Quick Facts

## UNIVERSITY INFORMATION

Name.....New Mexico State University  
 Location.....Las Cruces, N.M.  
 Founded.....1888  
 Nickname.....Aggies  
 Colors.....Crimson & White  
 Enrollment.....14,289  
 Chancellor.....Dr. Dan Arvizu (@dan\_arvizu)  
 Athletics Director.....Mario Moccia (@MarioMocciaNMSU)  
 Senior Women's Administrator.....Dr. Renay Scott  
 Faculty Athletics Representative.....Dr. Kevin Melendrez  
 Arena.....Pan American Center  
 Capacity.....12,572  
 Press Row Phone.....575-646-3400  
 Radio.....KXPZ 99.5 FM (Flagship Station)  
 .....TuneIn (New Mexico St. Aggies)  
 .....KNMZ 103.7 FM (Alamogordo)  
 .....KNMM 1150 AM (Albuquerque)  
 .....KAMQ 1240 AM (Carlsbad)  
 .....KHEY 1380 AM (El Paso)  
 .....KYVA 1230 AM, 94.9 FM (Gallup)  
 .....KMDS 107.1 FM (Las Vegas)  
 Website.....www.NMStateSports.com

## COACHING STAFF

Head Coach.....Chris Jans (Third Season)  
 E-Mail.....cjans@nmsu.edu  
 Office Phone.....575-646-1447  
 NM State Career.....3rd Season (64-16)  
 Collegiate Career.....4th Season (85-28)  
 Associate Head Coach.....James Miller (Second Season)  
 E-Mail.....jmill@nmsu.edu  
 Office Phone.....575-646-5252  
 Assistant Coach.....David Anwar (Third Season)  
 E-Mail.....anward@nmsu.edu  
 Office Phone.....575-646-4989  
 Assistant Coach.....Corey Barker (First Season)  
 E-Mail.....cobarker@nmsu.edu  
 Office Phone.....575-646-4989

## SUPPORT STAFF

Director of Basketball Operations.....Casey Owens  
 Video Coordinator.....Sean McClurg  
 Program Coordinator.....Becky Veitch  
 Special Assistant to Head Coach.....Keith Roberts  
 Athletic Trainer.....Mike Anderson  
 Strength & Conditioning.....Zach Witherspoon  
 Team Managers.....Devin Bermudez, Paul Bernstein,  
 .....Kameron Kennon, Cesar Lujan-Flores, Jose Gomez

## ATHLETIC MEDIA RELATIONS

Men's Basketball Contact.....Charlie Hurley  
 Office Phone.....575-646-4120  
 Cell Phone.....218-341-5113  
 E-Mail.....churley@nmsu.edu  
 Twitter.....@CP\_Hurley  
 Assistant AD - Media Relations.....Charlie Hurley  
 Assistant Director.....Oliver Grigg  
 Intern.....Ty Stevers  
 Fax.....575-646-4579  
 Mailing Address.....Athletic Media Relations  
 .....1815 Wells Street, Stan Fulton Center  
 .....Las Cruces, NM 88003

## PROGRAM HISTORY

First Season.....1904-05  
 First Season at Pan American Center.....1968-69  
 Pan American Center Record.....637-155 (.805)  
 WAC Record at Pan American Center.....98-10 (.910)  
 All-Time Record.....1585-1116-2 (.587)  
 All-Time WAC Record.....163-57 (.741)  
 WAC Championships (Last).....5 (2018-19)  
 WAC Tournament Championships (Last).....9 (2018-19)  
 WAC Tournament Record.....32-5 (.865)  
 Overall Postseason Record.....17-35 (.327)  
 NCAA Appearances (Record).....22 (7-24)\*  
 NIT Appearances (Record).....6 (5-6)  
 NAIA Appearances (Record).....4 (5-4)

## TEAM INFORMATION

2018-19 Overall Record.....30-5  
 2018-19 Home Record.....16-1  
 2018-19 Road Record.....10-1  
 2018-19 Neutral Site Record.....4-3  
 2018-19 WAC Record/Finish.....15-1/First  
 2018-19 Postseason.....NCAA First Round  
 2018-19 Final Ranking.....RV (#30)/NR  
 Starters Returning/Lost.....4/1  
 Letterwinners Returning/Lost.....9/4  
 Redshirts Returning/Lost.....2/1  
 Newcomers.....7

## SOCIAL MEDIA

Twitter.....@NMStateMBB  
 Chris Jans.....@coachchrisjans  
 James Miller.....@JMiller\_Coach  
 Dave Anwar.....@AnwarDave  
 Corey Barker.....@cbOreuce  
 Sean McClurg.....@Sean\_McClurg  
 Keith Roberts.....@Keethus\_J  
 Instagram.....@NMStateMBB  
 Facebook...../NMStateMBB

## STARTERS RETURNING

| Name          | Pos. | MPG  | PPG  | RPG | APG |
|---------------|------|------|------|-----|-----|
| Terrell Brown | G    | 24.3 | 11.3 | 2.6 | 1.3 |
| AJ Harris     | G    | 25.6 | 9.4  | 1.8 | 3.3 |
| Clayton Henry | G    | 15.1 | 5.4  | 3.2 | 0.8 |
| C.J. Bobbitt  | F    | 14.8 | 4.6  | 2.5 | 0.9 |

## LETTERWINNERS RETURNING

| Name             | Pos. | MPG  | PPG  | RPG | APG |
|------------------|------|------|------|-----|-----|
| Terrell Brown    | G    | 24.3 | 11.3 | 2.6 | 1.3 |
| Ivan Aurrecochea | F    | 16.9 | 9.6  | 5.3 | 0.7 |
| AJ Harris        | G    | 25.6 | 9.4  | 1.8 | 3.3 |
| Trevelin Queen   | G    | 15.2 | 7.8  | 2.9 | 1.7 |
| Johnny McCants   | F    | 18.1 | 6.2  | 4.8 | 0.6 |
| Clayton Henry    | G    | 15.1 | 5.4  | 3.2 | 0.8 |
| C.J. Bobbitt     | F    | 14.8 | 4.6  | 2.5 | 0.9 |
| Jabari Rice      | G    | 10.9 | 3.4  | 2.2 | 0.8 |
| Shunn Buchanan   | G    | 16.5 | 2.1  | 1.6 | 2.5 |

## LETTERWINNERS LOST

| Name          | Pos. | MPG  | PPG | RPG | APG |
|---------------|------|------|-----|-----|-----|
| Eli Chuha     | F    | 20.8 | 9.7 | 6.6 | 1.5 |
| JoJo Zamora   | G    | 15.5 | 7.5 | 1.6 | 0.9 |
| Mohamed Thiam | F    | 11.6 | 4.5 | 3.8 | 0.2 |

\*NCAA vacated 3 appearances from 1991-94 (3-3).

## AP POLL Week 6 (December 9)

| RK. | TEAM            | PTS. | RECORD | TREND |
|-----|-----------------|------|--------|-------|
| 1   | Louisville (55) | 9-0  | 1591   | -     |
| 2   | Kansas (4)      | 7-1  | 1486   | -     |
| 3   | Ohio State (5)  | 9-0  | 1464   | +3    |
| 4   | Maryland        | 10-0 | 1428   | -1    |
| 5   | Michigan        | 8-1  | 1286   | -1    |
| 6   | Gonzaga         | 10-1 | 1235   | +3    |
| 7   | Duke            | 9-1  | 1232   | +3    |
| 8   | Kentucky        | 7-1  | 1170   | -     |
| 9   | Virginia        | 8-1  | 1060   | -4    |
| 10  | Oregon          | 7-2  | 905    | +3    |
| 11  | Baylor          | 7-1  | 872    | +7    |
| 12  | Auburn          | 8-0  | 836    | +2    |
| 13  | Memphis         | 8-1  | 756    | +2    |
| 14  | Dayton          | 7-1  | 672    | +5    |
| 15  | Arizona         | 9-1  | 654    | -3    |
| 16  | Michigan State  | 6-3  | 637    | -5    |
| 17  | North Carolina  | 6-3  | 615    | -10   |
| 18  | Butler          | 9-0  | 529    | +6    |
| 19  | Tennessee       | 7-1  | 455    | +2    |
| 20  | Villanova       | 7-2  | 285    | +3    |
| 21  | Florida State   | 8-2  | 253    | -4    |
| 22  | Seton Hall      | 6-3  | 250    | -6    |
| 23  | Xavier          | 9-1  | 216    | +3    |
| 24  | Colorado        | 7-1  | 210    | -4    |
| 25  | San Diego State | 10-0 | 197    | +1    |

Others Receiving Votes: Utah State 160, Washington 144, Purdue 130, Indiana 13, Marquette 11, Liberty 9, Saint Mary's 8, Texas 6, Penn State 5, Florida 5, Georgetown 4, West Virginia 3, Richmond 3, LSU 2, DePaul 1, Duquesne 1, VCU 1

## USA TODAY COACHES POLL Week 6 (December 9)

| RK. | TEAM            | PTS. | RECORD | PREV. |
|-----|-----------------|------|--------|-------|
| 1.  | Louisville (28) | 9-0  | 772    | -     |
| 2.  | Ohio State (2)  | 9-0  | 717    | +4    |
| 3.  | Kansas          | 7-1  | 714    | -     |
| 4.  | Maryland (1)    | 10-0 | 693    | -     |
| 5.  | Duke            | 9-1  | 610    | +3    |
| 6.  | Gonzaga         | 10-1 | 589    | +3    |
| 7.  | Michigan        | 8-1  | 563    | -2    |
| 8.  | Virginia        | 8-1  | 533    | -6    |
| 9.  | Kentucky        | 7-1  | 523    | +1    |
| 10. | Auburn          | 8-0  | 442    | +3    |
| 11. | Baylor          | 7-1  | 438    | +5    |
| 12. | Dayton          | 7-1  | 384    | +5    |
| 13. | Oregon          | 7-2  | 374    | +1    |
| 14. | Arizona         | 9-1  | 330    | -3    |
| 15. | Michigan State  | 6-3  | 291    | -3    |
| 16. | North Carolina  | 6-3  | 284    | -9    |
| 17. | Memphis         | 8-1  | 263    | +1    |
| 17. | Tennessee       | 7-1  | 263    | +3    |
| 19. | Butler          | 9-0  | 250    | +5    |
| 20. | Villanova       | 7-2  | 190    | +2    |
| 21. | Florida State   | 8-2  | 189    | -2    |
| 22. | Seton Hall      | 6-3  | 131    | -7    |
| 23. | Colorado        | 7-1  | 100    | -2    |
| 24. | San Diego State | 10-0 | 82     | +2    |
| 25. | Washington      | 7-2  | 72     | -2    |

Others receiving votes: Purdue 68, Xavier 66, Utah State 32, VCU 17, Texas 12, Oklahoma 11, Oklahoma State 10, Indiana 10, LSU 10, DePaul 9, Marquette 8, Wichita State 6, Saint Mary's 4, Stanford 4, Florida 4, Iowa State 2, Creighton 2, Arkansas 1, Texas Tech 1, Liberty 1

## ALL-TIME SERIES RECORD (2019-20 OPPONENTS ONLY)

| Opponent            | Home          | Away  | Neau | Overall | Last |
|---------------------|---------------|-------|------|---------|------|
| Arkansas-Pine Bluff | 6-0           | 0-0   | 0-0  | 6-0     | 2011 |
| Arizona             | 28-25         | 12-36 | 0-1  | 40-62   | 2019 |
| Bakersfield         | 9-0           | 5-1   | 3-1  | 17-2    | 2019 |
| California Baptist  | 1-0           | 0-1   | --   | 1-1     | 2019 |
| Chicago State       | 8-0           | 6-1   | 4-0  | 18-1    | 2019 |
| Colorado State      | 2-1           | 1-4   | 1-0  | 4-5     | 2019 |
| Denver              | 6-3           | 6-3   | 1-0  | 13-6    | 2013 |
| George Mason        | 0-0           | 0-0   | 0-1  | 0-1     | 2019 |
| Grand Canyon        | 7-0           | 4-2   | 2-0  | 13-2    | 2019 |
| Mississippi State   | First Meeting |       |      |         |      |
| New Mexico          | 61-47         | 40-73 | 0-2  | 101-122 | 2019 |
| Northern NM         | 5-0           | 0-0   | 2-0  | 7-0     | 2018 |

| Opponent         | Home      | Away    | Neau | Overall   | Last |
|------------------|-----------|---------|------|-----------|------|
| Seattle U        | 8-0       | 5-3     | 3-0  | 16-3      | 2019 |
| Southern         | 2-0       | 0-0     | 0-0  | 2-0       | 2019 |
| South Florida    | 0-0       | 0-0     | 1-0  | 1-0       | 2019 |
| Kansas City      | 6-0       | 5-1     | 2-0  | 13-1      | 2019 |
| Utah Valley      | 5-1       | 4-2     | 0-0  | 9-3       | 2019 |
| UTEP             | 61-42     | 54-60   | 1-0  | 116-102   | 2019 |
| UTRGV            | 10-1      | 7-2     | 2-0  | 19-3      | 2019 |
| Washington State | 1-0       | --      | 1-1  | 2-1       | 2019 |
| Western NM       | 42-13-1   | 19-10   | 2-0  | 63-23-1   | 2019 |
| TOTAL            | 266-133-1 | 167-200 | 23-6 | 456-339-1 |      |

-2019-20 games included







## CHRIS JANS

### EXPERIENCE

|                                   |                   |
|-----------------------------------|-------------------|
| NM State Experience               | 3rd Season        |
| NM State Record                   | 64-16             |
| NM State WAC Record               | 27-3              |
| Collegiate Experience (4th as HC) | 28 Seasons        |
| Collegiate Record                 | 85-28             |
| Alma Mater                        | Loras College '91 |

New Mexico State Director of Athletics Mario Moccia handed the reins to the coveted Aggie men's basketball program to Chris Jans on Monday, April 17, naming the Fairbank, Iowa, native the 26th head men's basketball coach at NM State.

The 25-year veteran took the helm of an Aggie team that won a program record 28 games and won 28 games himself in his first year. Since his arrival, New Mexico State has beaten its first AP top-10 opponent in 17 season as well as take down a pair of Power 5 teams in Illinois and then #6/7 Miami. His tenure started off with a bang, sweeping both UNM and UTEP before winning 11-straight.

Jans was named the WAC Coach the Year after leading the Aggies to a 12-2 conference finish to claim the regular-season title and added a WAC Tournament title to his name when the Aggies defeated Grand Canyon 72-58 – which gave NM State its sixth NCAA Tournament berth in seven seasons.

Under his direction, Jemerrio Jones was named the WAC Player of Year while Zach Lofton was named First-Team All-WAC. Jones was also named to the all-defensive team while AJ Harris joined Lofton on the all-newcomer list. In addition, Jones and Lofton were named to the U.S. Basketball Writers Association's All-District VIII team as well as the National Association of Basketball Coaches' first-team and second-team for district six, respectively.

Jans didn't disappoint the following year in 2018-19, guiding the Aggies to a program-best 30-5 record after leading NM State to its 22nd NCAA Tournament appearance. New Mexico State also tallied the third-longest winning-streak in program history with 19-consecutive wins.

The veteran coach was once again voted on by his peers as the 2019 Don Haskins Coach of the Year after going 15-1 in league play with 10 new players and only one starter returning. Prior to the WAC Tournament Championship game, Jans was named a finalist for the Hugh Durham Award – which is given out to the nation's top mid-major coach. He was also selected by his coaching peers as the 2019 NABC All-District Coach (District 6) while Terrell Brown was named to the NABC All-District Second-Team (District 6).

In addition, the Aggies also claimed their second-straight regular-season title under Jans while also putting on a dominating 89-57 win over Grand Canyon in the WAC Tournament title game – which was the highest margin of victory in the tournament championship. The win is NM State's ninth WAC Tournament title overall and third-straight, including the last two under Jans

He began his second-stint at Wichita State prior to the start of the 2016-17 season under head coach Greg Marshall. At the conclusion of that season, Jans was elevated to associate head coach before taking the NM State head coaching job.

Prior to returning to WSU, Jans coordinated one of the nation's best turnarounds in 2014-15 in his first year as the head coach at Bowling Green. In just one season, he took a BGSU team that lost 20 games in 2013-14 and guided it to a record-setting 21-12 overall mark in 2014-15 – which was the most wins in a single-season for Bowling Green since 2001-02 (24).

With the 21 wins, Jans became the first head coach in Falcons history to lead the team to 20 wins or more in his first year at the helm. His record-setting 21 wins eclipsed the 18 wins set previously by hall of famers Harold Anderson and Bill Fitch.

The 2014-15 campaign also saw Jans lead BGSU to its first national postseason tournament victory since 1975 when the Falcons defeated Saint Francis (Pa.) in the 2015 Collegeinsider.com Tournament (CIT).

In that same year, Bowling Green finished Mid-American Conference play 11-7 – which was the most wins in MAC play for BGSU since going 11-5 during the 2008-09 season. In addition, the Falcons also reeled off 11 road victories for the first time since the 1947-48 season.

With the historic year for Falcon men's basketball, Jans was chosen by his peers as the National Association of Basketball Coaches' top first-year head coach with the 2015 Joe B. Hall National Coach of the Year award.

Before taking the helm at BGSU, Jans spent seven years alongside Marshall at Wichita State (2007-14). He was a member of the inaugural staff with Marshall at WSU and turned the program around to become the staple of the NCAA Tournament it is now. After just one season, the Shockers earned a CBI bid in 2009 followed by an NIT bid at home in 2010 with the help of future NBA guard Toure' Murry and center Garrett Stutz.

The Shockers began to break through in the 2010-11 campaign when they recorded 24 wins and a runner-up finish in conference play. Despite missing the Big Dance, WSU gave Shocker fans some hope when it reeled off five-consecutive wins and won the program's first NIT Championship.

Wichita State claimed the Missouri Valley Conference title the following year and made its first appearance in the NCAA Tournament since 2006 as the No. 5 seed before falling to the 12th-seeded Cinderella VCU Rams.

Jans was instrumental in landing Ron Baker, a future All-American and NBA player, who helped guide WSU to its deep run in the NCAA Tournament in 2013. The Shockers broke a lot of brackets that season, taking down Pittsburgh and the overall No. 1 seed Gonzaga to reach the Sweet 16 before taking down a hot La Salle and Ohio State team to earn Wichita State its first Final Four appearance since 1965.

In the final season of his first stint with the Shockers, Jans helped Wichita State set an NCAA record with a 35-0 start to the season. During that stretch, WSU ran the gamut in the Valley and became the first program to go undefeated in nearly 30 years. That season also saw Fred VanVleet, Cleanthony Early and Baker earn



first-team all-conference selections while Early and VanVleet notched All-America honors on top of VanVleet adding MVC Player of the Year to his mantle of awards.

He began his coaching career as an assistant coach at NCAA Division III Elmhurst College in 1992 before taking a similar role at NAIA Grande View College in 1994. Jans earned his first head coaching opportunity when he took over at NJCAA Division II Kirkwood Community College in 1996.

Jans was named the Region XI Coach of the Year after guiding the Eagles to a 25-10 season, which included a conference title and the program's first-ever national tournament appearance. He followed up his rookie season with a 31-6 campaign highlighted by Kirkwood capturing the NJCAA Division II National Championship and Jans being named the National Coach of the Year. Sandwiched in between his time at Independence Community College (1998-99) and Howard College (2001-03), Jans got his first taste of the Division I level as an assistant coach at Idaho (1999-01) under David Farrar.

After Howard, he took over at Chipola Junior College and joined forces with Greg Heiar – who played for Jans in his rookie season as a head coach at Kirkwood CC and was a fellow assistant coach at WSU. Success continued to follow Jans as he led Chipola JC to its first conference title in a decade while finishing sixth at the NJCAA Division I National Tournament and finished 32-5 overall.

Jans then made his second appearance at the Division I level, this time as an assistant coach at Illinois State (2004-07) on Porter Moser's staff before joining Marshall at Wichita State.

Jans was a three-year starter at Loras College (1987-91) and was named a captain as a senior. During his time in Dubuque, Iowa, he helped the Duhawks break 16 scoring records and two NCAA Division III records for three-point shooting.

A graduate of Loras College in 1991, Jans earned his bachelor degrees in marketing and finance. He and his wife Sheri have two kids, Nick and Maddie Gazda.

| Jans' All-Time Record   |   |   | Miami (OH)               |       |
|-------------------------|---|---|--------------------------|-------|
| Opponent                | W | L |                          |       |
| Akron                   | 0 | 2 | Mississippi State        | 0 0   |
| Alabama A&M             | 1 | 0 | New Mexico               | 4 1   |
| Arizona                 | 0 | 1 | North Dakota State       | 1 0   |
| Auburn                  | 0 | 1 | Northern Colorado        | 1 0   |
| Ball State              | 3 | 0 | Northern Illinois        | 2 0   |
| Buffalo                 | 0 | 2 | Northern New Mexico      | 1 0   |
| California Baptist      | 1 | 1 | Ohio                     | 2 0   |
| Canisius                | 0 | 1 | Prairie View A&M         | 1 0   |
| Central Michigan        | 1 | 0 | Saint Francis (Pa.)      | 1 0   |
| Chicago State           | 7 | 0 | Saint Mary's (CA)        | 0 2   |
| Clemson                 | 0 | 1 | San Diego                | 0 1   |
| Cleveland State         | 1 | 0 | Seattle U                | 4 1   |
| Colorado State          | 3 | 0 | Southern                 | 1 0   |
| CSU Bakersfield         | 4 | 0 | Southeast Missouri State | 1 0   |
| CSUN                    | 1 | 0 | Texas A&M - Int'l        | 1 0   |
| Dayton                  | 0 | 1 | Toledo                   | 0 1   |
| Davidson                | 1 | 0 | UA Pine Bluff            | 0 0   |
| Denver                  | 1 | 0 | UC Irvine                | 1 0   |
| Detroit                 | 1 | 0 | UMKC                     | 4 0   |
| Drake                   | 1 | 1 | USC                      | 0 1   |
| East Central University | 1 | 0 | USF                      | 2 0   |
| Eastern Michigan        | 1 | 1 | Utah Valley              | 3 1   |
| Eastern New Mexico      | 2 | 0 | UTEP                     | 5 1   |
| Ferris State            | 0 | 1 | UT Rio Grande Valley     | 5 0   |
| George Mason            | 0 | 1 | Washington State         | 2 1   |
| Grand Canyon            | 6 | 0 | Western Kentucky         | 0 1   |
| Illinois                | 1 | 0 | Western Michigan         | 1 0   |
| Kansas                  | 0 | 1 | Western New Mexico       | 1 0   |
| Kent State              | 1 | 1 | Wright State             | 1 0   |
| Miami (FL)              | 1 | 0 | Total                    | 85 28 |
|                         |   |   | *2019-20 Games Included  |       |

## THE JANS FILE

| Year    | School             | Position             | Overall | Pct. | Conf. | Pct. | Conference Tournament | Postseason    |
|---------|--------------------|----------------------|---------|------|-------|------|-----------------------|---------------|
| 1991-92 | Elmhurst           | Assistant Coach      | --      | --   | --    | --   | --                    | --            |
| 1992-93 | Elmhurst           | Assistant Coach      | --      | --   | --    | --   | --                    | --            |
| 1993-94 | Elmhurst           | Assistant Coach      | --      | --   | --    | --   | --                    | --            |
| 1994-95 | Grand View College | Assistant Coach      | --      | --   | --    | --   | --                    | --            |
| 1995-96 | Grand View College | Assistant Coach      | --      | --   | --    | --   | --                    | --            |
| 1996-97 | Kirkwood CC        | Head Coach           | --      | --   | --    | --   | --                    | --            |
| 1997-98 | Kirkwood CC        | Head Coach           | --      | --   | --    | --   | --                    | --            |
| 1998-99 | Independence CC    | Head Coach           | --      | --   | --    | --   | --                    | --            |
| 1999-00 | Idaho              | Assistant Coach      | --      | --   | --    | --   | --                    | --            |
| 2000-01 | Idaho              | Assistant Coach      | --      | --   | --    | --   | --                    | --            |
| 2001-02 | Howard JC          | Head Coach           | --      | --   | --    | --   | --                    | --            |
| 2002-03 | Howard JC          | Head Coach           | --      | --   | --    | --   | --                    | --            |
| 2003-04 | Chipola            | Head Coach           | --      | --   | --    | --   | --                    | --            |
| 2004-05 | Illinois State     | Assistant Coach      | --      | --   | --    | --   | --                    | --            |
| 2005-06 | Illinois State     | Assistant Coach      | --      | --   | --    | --   | --                    | --            |
| 2006-07 | Illinois State     | Assistant Coach      | --      | --   | --    | --   | --                    | --            |
| 2007-08 | Wichita State      | Assistant Coach      | --      | --   | --    | --   | --                    | --            |
| 2008-09 | Wichita State      | Assistant Coach      | --      | --   | --    | --   | --                    | --            |
| 2009-10 | Wichita State      | Assistant Coach      | --      | --   | --    | --   | --                    | --            |
| 2010-11 | Wichita State      | Assistant Coach      | --      | --   | --    | --   | --                    | --            |
| 2011-12 | Wichita State      | Associate Head Coach | --      | --   | --    | --   | --                    | --            |
| 2012-13 | Wichita State      | Associate Head Coach | --      | --   | --    | --   | --                    | --            |
| 2013-14 | Wichita State      | Associate Head Coach | --      | --   | --    | --   | --                    | --            |
| 2014-15 | Bowling Green      | Head Coach           | 21-12   | .636 | 11-7  | .611 | 1-1                   | 1-1 (CIT)     |
| 2015-16 | Wichita State      | Consultant           | --      | --   | --    | --   | --                    | --            |
| 2016-17 | Wichita State      | Special Assistant    | --      | --   | --    | --   | --                    | --            |
| 2017-18 | New Mexico State   | Head Coach           | 28-6    | .824 | 12-2  | .857 | 3-0                   | 0-1 (NCAA)    |
| 2018-19 | New Mexico State   | Head Coach           | 30-5    | .857 | 15-1  | .938 | 3-0                   | 0-1 (NCAA)    |
| 2019-20 | New Mexico State   | Head Coach           | 6-5     | .545 | --    | --   | --                    | --            |
| Total   | --                 | --                   | 85-28   | .752 | 38-10 | .792 | 7-1                   | 3 Appearances |





### 2019-20 NUMERICAL ROSTER

| No. | Name             | Pos. | Ht.  | Wt. | Yr.  | Hometown (Previous School)                         |
|-----|------------------|------|------|-----|------|--|
| 1   | Shunn Buchanan   | G    | 6-0  | 170 | Sr.  | Durant, Miss. (Northeast Mississippi CC)           |
| 2   | Tennessee Owens  | G    | 5-10 | 165 | RSo. | Las Cruces, N.M. (Alabama-Huntsville)              |
| 3   | Terrell Brown    | G    | 6-1  | 170 | Sr.  | Hayward, Calif. (City College of San Francisco)    |
| 5   | Clayton Henry    | G    | 6-4  | 200 | Sr.  | Calgary, Canada (Palm Beach State)                 |
| 10  | Jabari Rice      | G    | 6-4  | 180 | RSo. | Houston, Texas (Thurgood Marshall HS)              |
| 12  | AJ Harris        | G    | 5-9  | 170 | RSr. | Dayton, Ohio (Ohio State)                          |
| 13  | C.J. Bobbitt     | F    | 6-7  | 220 | RSr. | Killeen, Texas (Denver)                            |
| 15  | Ivan Aurrecochea | F    | 6-8  | 235 | Sr.  | Madrid, Spain (Indian Hills CC)                    |
| 20  | Dajour Joseph    | G    | 6-6  | 205 | Jr.  | Fort Lauderdale, Fla. (South Plains)               |
| 21  | Trevelin Queen   | G    | 6-6  | 190 | Sr.  | Glen Burnie, Ma. (NMMI)                            |
| 22  | Wilfried Likayi  | F    | 6-9  | 210 | Jr.  | Portland, Ore. (Casper College)                    |
| 24  | Will McNair      | F    | 6-10 | 265 | RFr. | Philadelphia, Pa. (Martin Luther King HS)          |
| 25  | Robert Brown     | F    | 6-9  | 235 | RSo. | Dallas, Texas (Advanced Preparatory International) |
| 32  | Bryce Rewalt     | G    | 5-11 | 165 | Sr.  | Las Cruces, N.M. (Centennial HS)                   |
| 35  | Johnny McCants   | F    | 6-7  | 235 | RJr. | Las Cruces, N.M. (Oñate HS)                        |
| 55  | Shawn Williams   | G    | 6-1  | 175 | Jr.  | Little Rock, Ark. (East Carolina)                  |
|     | Raswhaun Agee    | F    | 6-7  | 210 | Fr.  | Chicago, Ill. (Simeon HS)                          |
|     | Evan Gilyard     | G    | 6-0  | 170 | Jr.  | Chicago, Ill. (UTEP)                               |
|     | Jihaun Westbrook | G    | 6-8  | 175 | Fr.  | Adelanto, Calif. (Serrano HS)                      |

### 2019-20 ALPHABETICAL ROSTER

| No. | Name             | Pos. | Ht.  | Wt. | Yr.  | Hometown (Previous School)                         |
|-----|------------------|------|------|-----|------|--|
|     | Rashaun Agee     | F    | 6-7  | 210 | Fr.  | Chicago, Ill. (Simeon HS)                          |
| 15  | Ivan Aurrecochea | F    | 6-8  | 235 | Sr.  | Madrid, Spain (Indian Hills CC)                    |
| 13  | C.J. Bobbitt     | F    | 6-7  | 220 | RSr. | Killeen, Texas (Denver)                            |
| 25  | Robert Brown     | F    | 6-9  | 235 | RSo. | Dallas, Texas (Advanced Preparatory International) |
| 3   | Terrell Brown    | G    | 6-1  | 170 | Sr.  | Hayward, Calif. (City College of San Francisco)    |
| 1   | Shunn Buchanan   | G    | 6-0  | 170 | Sr.  | Durant, Miss. (Northeast Mississippi CC)           |
|     | Evan Gilyard     | G    | 6-0  | 170 | Jr.  | Chicago, Ill. (UTEP)                               |
| 12  | AJ Harris        | G    | 5-9  | 170 | RSr. | Dayton, Ohio (Ohio State)                          |
| 5   | Clayton Henry    | G    | 6-4  | 200 | Sr.  | Calgary, Canada (Palm Beach State)                 |
| 20  | Dajour Joseph    | G    | 6-6  | 205 | Jr.  | Fort Lauderdale, Fla. (South Plains)               |
| 22  | Wilfried Likayi  | F    | 6-9  | 210 | Jr.  | Portland, Ore. (Casper College)                    |
| 35  | Johnny McCants   | F    | 6-7  | 235 | RJr. | Las Cruces, N.M. (Oñate HS)                        |
| 24  | Will McNair      | F    | 6-10 | 265 | RFr. | Philadelphia, Pa. (Martin Luther King HS)          |
| 2   | Tennessee Owens  | G    | 5-10 | 165 | RSo. | Las Cruces, N.M. (Alabama-Huntsville)              |
| 21  | Trevelin Queen   | G    | 6-6  | 190 | Sr.  | Glen Burnie, Ma. (NMMI)                            |
| 32  | Bryce Rewalt     | G    | 5-11 | 165 | Sr.  | Las Cruces, N.M. (Centennial HS)                   |
| 10  | Jabari Rice      | G    | 6-4  | 180 | RSo. | Houston, Texas (Thurgood Marshall HS)              |
|     | Jihaun Westbrook | G    | 6-8  | 175 | Fr.  | Adelanto, Calif. (Serrano HS)                      |
| 55  | Shawn Williams   | G    | 6-1  | 175 | Jr.  | Little Rock, Ark. (East Carolina)                  |

### COACHING AND SUPPORT STAFF

| Name               | Position                          | Experience    | Alma Mater              |
|--------------------|-----------------------------------|---------------|-------------------------|
| Chris Jans         | Head Coach                        | Third Season  | Loras College (1991)    |
| James Miller       | Associate Head Coach              | Second Season | Colorado State (2005)   |
| David Anwar        | Assistant Coach                   | Third Season  | Fitchburg State (1998)  |
| Corey Barker       | Assistant Coach                   | First Season  | Prairie View A&M (2003) |
| Casey Owens        | Director of Basketball Operations | Second Season | NM State (1994)         |
| Sean McClurg       | Video Coordinator                 | Second Season | Virginia Tech (2017)    |
| Becky Veitch       | Program Coordinator               | Eighth Season | Chico State (2005)      |
| Charlie Hurley     | Media Relations                   | First Season  | Michigan Tech (2010)    |
| Mike Anderson      | Athletic Trainer                  | First Season  | Chico State (2005)      |
| Zach Witherspoon   | Strength & Conditioning           | Fourth Season | Carson-Newman (2014)    |
| Keith Roberts      | Special Assistant to Head Coach   | Fourth Season | NM State (2016)         |
| Paul Bernstein     | Student Manager                   | Third Season  |                         |
| Kameron Kennon     | Student Manager                   | Second Season |                         |
| Devin Bermudez     | Student Manager                   | Second Season |                         |
| Cesar Lujan-Flores | Student Manager                   | First Season  |                         |
| Jose Gomez         | Student Manager                   | First Season  |                         |

### ROSTER BREAKDOWN

#### By Class

Seniors (8)  
Ivan Aurrecochea, C.J. Bobbitt, Terrell Brown, Shunn Buchanan, AJ Harris, Clayton Henry, Trevelin Queen, Bryce Rewalt

#### Juniors (4)

Dajour Joseph, Wilfried Likayi, Johnny McCants, Shawn Williams

#### Sophomores (3)

Robert Brown, Tennessee Owens, Jabari Rice

#### Freshmen (1)

Will McNair

#### Redshirting (4)

Rashaun Agee, Evan Gilyard, Jihaun Westbrook

#### By Position

##### Guards (11)

Terrell Brown, Shunn Buchanan, AJ Harris, Evan Gilyard, Clayton Henry, Dajour Joseph, Tennessee Owens, Trevelin Queen, Jabari Rice, Jihaun Westbrook, Shawn Williams

##### Forwards (8)

Rashaun Agee, Ivan Aurrecochea, C.J. Bobbitt, Robert Brown, Wilfried Likayi, Johnny McCants, William McNair

#### By Home Country

##### USA (16)

##### Canada (1)

##### Spain (1)

#### Pronunciation Guide

Rashaun Agee.....rih-shawn AYE-gee  
David Anwar.....ann-waar  
Ivan Aurrecochea.....EE-von ah-oh-ray-coe-uh-chay-ah  
Terrell Brown.....TUH-rell  
Shunn Buchanan.....Shawn  
Evan Gilyard.....gill-yerd  
Dajour Joseph.....day-zhor  
Wilfried Likayi.....luh-kai  
Trevelin Queen.....trev-vuh-lin  
Bryce Rewalt.....Ree-walt  
Jabari Rice.....juh-bar-ree  
Jihaun Westbrook.....G-haan







# 2019-20 STATISTICS

## Game Records

| Record         | Overall | Home | Away | Neutral |
|----------------|---------|------|------|---------|
| ALL GAMES      | 6-5     | 3-1  | 1-3  | 2-1     |
| CONFERENCE     | 0-0     | 0-0  | 0-0  | 0-0     |
| NON-CONFERENCE | 6-5     | 3-1  | 1-3  | 2-1     |

## Score by Periods

| Team           | 1st | 2nd | OT | TOT |
|----------------|-----|-----|----|-----|
| New Mexico St. | 353 | 372 | 18 | 743 |
| Opponents      | 302 | 392 | 10 | 704 |

## Team Box Score

| No.              | Player            | Total     |             |      | 3-Point        |             | F-Throw       |             | Rebounds       |             |            |            | Other      |             |            |          |            |            |           |           |            |             |
|------------------|-------------------|-----------|-------------|------|----------------|-------------|---------------|-------------|----------------|-------------|------------|------------|------------|-------------|------------|----------|------------|------------|-----------|-----------|------------|-------------|
|                  |                   | GP-GS     | MIN         | AVG  | FG-FGA         | FG%         | 3FG-FGA       | 3FG%        | FT-FTA         | FT%         | OFF        | DEF        | TOT        | AVG         | PF         | DQ       | A          | TO         | BLK       | STL       | PTS        | AVG         |
| 21               | QUEEN, Trevelin   | 11-11     | 353:60      | 32.2 | 63-146         | .432        | 23-66         | .348        | 15-18          | .833        | 27         | 33         | 60         | 5.5         | 27         | 1        | 31         | 24         | 2         | 18        | 164        | 14.9        |
| 10               | RICE, Jabari      | 11-1      | 257:11      | 23.4 | 49-93          | .527        | 16-45         | .356        | 29-38          | .763        | 21         | 31         | 52         | 4.7         | 22         | 0        | 12         | 14         | 0         | 5         | 143        | 13.0        |
| 15               | AURRECOECHA, Ivan | 11-11     | 231:22      | 21.0 | 38-68          | .559        | 1-2           | .500        | 16-30          | .533        | 19         | 30         | 49         | 4.5         | 21         | 0        | 8          | 22         | 3         | 4         | 93         | 8.5         |
| 35               | MCCANTS, Johnny   | 11-0      | 239:03      | 21.7 | 34-61          | .557        | 7-21          | .333        | 6-20           | .300        | 15         | 43         | 58         | 5.3         | 26         | 2        | 9          | 17         | 4         | 12        | 81         | 7.4         |
| 55               | WILLIAMS, Shawn   | 11-1      | 232:22      | 21.1 | 22-67          | .328        | 16-48         | .333        | 10-13          | .769        | 8          | 15         | 23         | 2.1         | 9          | 0        | 9          | 19         | 1         | 1         | 70         | 6.4         |
| 13               | BOBBITT, C.J.     | 11-11     | 238:06      | 21.6 | 21-56          | .375        | 7-29          | .241        | 21-27          | .778        | 14         | 27         | 41         | 3.7         | 27         | 1        | 11         | 11         | 2         | 4         | 70         | 6.4         |
| 3                | BROWN, Terrell    | 9-9       | 229:43      | 25.5 | 13-65          | .200        | 9-52          | .173        | 8-12           | .667        | 3          | 20         | 23         | 2.6         | 9          | 0        | 15         | 18         | 0         | 6         | 43         | 4.8         |
| 2                | OWENS, Tennessee  | 2-0       | 16:50       | 8.4  | 1-3            | .333        | 1-3           | .333        | 4-5            | .800        | 0          | 1          | 1          | 0.5         | 2          | 0        | 0          | 0          | 0         | 0         | 7          | 3.5         |
| 1                | BUCHANAN, Shunn   | 11-11     | 283:43      | 25.8 | 12-36          | .333        | 4-14          | .286        | 10-14          | .714        | 4          | 30         | 34         | 3.1         | 27         | 0        | 38         | 25         | 0         | 13        | 38         | 3.5         |
| 24               | MCNAIR, William   | 11-0      | 90:47       | 8.3  | 10-15          | .667        | 0-0           | .000        | 4-7            | .571        | 8          | 14         | 22         | 2.0         | 6          | 0        | 2          | 5          | 1         | 24        | 2.2        |             |
| 25               | BROWN, Robert     | 6-0       | 37:14       | 6.2  | 3-8            | .375        | 0-0           | .000        | 4-4            | 1.000       | 0          | 5          | 5          | 0.8         | 5          | 0        | 1          | 2          | 0         | 1         | 10         | 1.7         |
| 20               | JOSEPH, Dajour    | 3-0       | 06:37       | 2.2  | 0-2            | .000        | 0-1           | .000        | 0-0            | .000        | 0          | 0          | 0          | 0.0         | 1          | 0        | 0          | 1          | 0         | 0         | 0          | 0.0         |
| 32               | REWALT, Bryce     | 2-0       | 08:04       | 4.0  | 0-2            | .000        | 0-1           | .000        | 0-0            | .000        | 0          | 1          | 1          | 0.5         | 0          | 0        | 0          | 0          | 0         | 0         | 0          | 0.0         |
| Team             |                   |           |             |      |                |             |               |             |                |             | 14         | 7          | 21         |             |            |          |            | 11         |           |           |            |             |
| <b>Total</b>     |                   | <b>11</b> | <b>2225</b> |      | <b>266-622</b> | <b>.428</b> | <b>84-282</b> | <b>.298</b> | <b>127-188</b> | <b>.676</b> | <b>133</b> | <b>257</b> | <b>390</b> | <b>35.5</b> | <b>182</b> | <b>4</b> | <b>134</b> | <b>166</b> | <b>17</b> | <b>65</b> | <b>743</b> | <b>67.5</b> |
| <b>Opponents</b> |                   | <b>11</b> | <b>2223</b> |      | <b>245-562</b> | <b>.436</b> | <b>70-192</b> | <b>.365</b> | <b>144-188</b> | <b>.766</b> | <b>73</b>  | <b>244</b> | <b>317</b> | <b>28.8</b> | <b>209</b> | <b>-</b> | <b>103</b> | <b>162</b> | <b>26</b> | <b>73</b> | <b>704</b> | <b>64.0</b> |

## Team Statistics

|                        | NMSU           | OPP            |
|------------------------|----------------|----------------|
| <b>Scoring</b>         | <b>743</b>     | <b>704</b>     |
| Points per game        | 67.5           | 64.0           |
| Scoring margin         | +3.5           | -              |
| <b>Field goals-att</b> | <b>266-622</b> | <b>245-562</b> |
| Field goal pct         | .428           | .436           |
| <b>3 point fg-att</b>  | <b>84-282</b>  | <b>70-192</b>  |
| 3-point FG pct         | .298           | .365           |
| 3-pt FG made per game  | 7.6            | 6.4            |
| <b>Free throws-att</b> | <b>127-188</b> | <b>144-188</b> |
| Free throw pct         | .676           | .766           |
| F-Throws made per game | 11.5           | 13.1           |
| <b>Rebounds</b>        | <b>390</b>     | <b>317</b>     |
| Rebounds per game      | 35.5           | 28.8           |
| Rebounding margin      | +6.6           | -              |
| <b>Assists</b>         | <b>134</b>     | <b>103</b>     |
| Assists per game       | 12.2           | 9.4            |
| <b>Turnovers</b>       | <b>166</b>     | <b>162</b>     |
| Turnovers per game     | 15.1           | 14.7           |
| Turnover margin        | -0.4           | -              |
| Assist/turnover ratio  | 0.8            | 0.6            |
| <b>Steals</b>          | <b>65</b>      | <b>73</b>      |
| Steals per game        | 5.9            | 6.6            |
| <b>Blocks</b>          | <b>17</b>      | <b>26</b>      |
| Blocks per game        | 1.5            | 2.4            |
| <b>Winning streak</b>  | <b>1</b>       | <b>-</b>       |
| Home win streak        | 1              | -              |
| <b>Attendance</b>      | <b>25312</b>   | <b>24286</b>   |
| Home games-Avg/Game    | 4-6328         | 4-6072         |
| Neutral site-Avg/Game  | -              | 3-1166         |

## Team Results

| Date       | Opponent          | Score   | Att.  |
|------------|-------------------|---------|-------|
| 11/05/2019 | Western N.M.      | W 92-46 | 5066  |
| 11/12/2019 | at UTEP           | L 50-65 | 8993  |
| 11/14/2019 | Southern U.       | W 79-63 | 5930  |
| 11/17/2019 | at Arizona        | L 53-83 | 13161 |
| 11/21/2019 | New Mexico        | L 77-78 | 7268  |
| 11/25/2019 | vs Colorado St.   | W 78-70 | 1251  |
| 11/26/2019 | vs South Fla.     | W 65-45 | 755   |
| 11/27/2019 | vs George Mason   | L 64-68 | 1492  |
| 12/03/2019 | UTEP              | W 59-56 | 7048  |
| 12/07/2019 | at Washington St. | L 54-63 | 1222  |
| 12/10/2019 | at Denver         | W 72-67 | 910   |





# 2019-20 TEAM GAME-BY-GAME

| Opponent          | Date       | Score      |     | Total          |             | 3-Pointers    |             | Free throws    |             | Rebounds   |            |            |             |            |            |            |           |           |            |             |
|-------------------|------------|------------|-----|----------------|-------------|---------------|-------------|----------------|-------------|------------|------------|------------|-------------|------------|------------|------------|-----------|-----------|------------|-------------|
|                   |            |            |     | FG-FGA         | PCT         | 3FG-FGA       | PCT         | FT-FTA         | PCT         | OFF        | DEF        | TOT        | AVG         | PF         | A          | TO         | BLK       | STL       | PTS        | AVG         |
| Western N.M.      | 11/05/2019 | 92-46      | W   | 30-55          | .545        | 9-25          | .360        | 23-28          | .821        | 11         | 29         | 40         | 40.0        | 11         | 14         | 13         | 0         | 5         | 92         | 92.0        |
| at UTEP           | 11/12/2019 | 50-65      | L   | 21-57          | .368        | 6-26          | .231        | 2-11           | .182        | 14         | 25         | 39         | 39.5        | 17         | 9          | 16         | 0         | 5         | 50         | 71.0        |
| Southern U.       | 11/14/2019 | 79-63      | W   | 22-46          | .478        | 8-22          | .364        | 27-39          | .692        | 12         | 19         | 31         | 36.7        | 18         | 14         | 13         | 1         | 6         | 79         | 73.7        |
| at Arizona        | 11/17/2019 | 53-83      | L   | 18-55          | .327        | 9-30          | .300        | 8-13           | .615        | 13         | 19         | 32         | 35.5        | 17         | 9          | 20         | 1         | 2         | 53         | 68.5        |
| New Mexico        | 11/21/2019 | 77-78      | L   | 28-64          | .438        | 7-33          | .212        | 14-18          | .778        | 15         | 22         | 37         | 35.8        | 21         | 17         | 14         | 0         | 7         | 77         | 70.2        |
| vs Colorado St.   | 11/25/2019 | 78-70      | Wot | 28-61          | .459        | 8-27          | .296        | 14-16          | .875        | 9          | 23         | 32         | 35.2        | 19         | 13         | 16         | 1         | 6         | 78         | 71.5        |
| vs South Fla.     | 11/26/2019 | 65-45      | W   | 24-50          | .480        | 11-21         | .524        | 6-10           | .600        | 9          | 23         | 32         | 34.7        | 12         | 12         | 13         | 2         | 7         | 65         | 70.6        |
| vs George Mason   | 11/27/2019 | 64-68      | L   | 25-63          | .397        | 8-29          | .276        | 6-8            | .750        | 15         | 16         | 31         | 34.3        | 15         | 11         | 11         | 1         | 6         | 64         | 69.8        |
| UTEP              | 12/03/2019 | 59-56      | W   | 21-54          | .389        | 5-19          | .263        | 12-17          | .706        | 11         | 25         | 36         | 34.4        | 13         | 10         | 14         | 3         | 7         | 59         | 68.6        |
| at Washington St. | 12/07/2019 | 54-63      | L   | 21-61          | .344        | 5-28          | .179        | 7-14           | .500        | 15         | 27         | 42         | 35.2        | 22         | 13         | 17         | 7         | 5         | 54         | 67.1        |
| at Denver         | 12/10/2019 | 72-67      | W   | 28-56          | .500        | 8-22          | .364        | 8-14           | .571        | 9          | 29         | 38         | 35.5        | 17         | 12         | 19         | 1         | 9         | 72         | 67.5        |
| <b>Total</b>      |            | <b>743</b> |     | <b>266-622</b> | <b>.428</b> | <b>84-282</b> | <b>.298</b> | <b>127-188</b> | <b>.676</b> | <b>133</b> | <b>257</b> | <b>390</b> | <b>35.5</b> | <b>182</b> | <b>134</b> | <b>166</b> | <b>17</b> | <b>65</b> | <b>743</b> | <b>67.5</b> |
| Opponents         |            | 704        |     | 245-562        | .436        | 70-192        | .365        | 144-188        | .766        | 73         | 244        | 317        | 28.8        | 209        | 103        | 162        | 26        | 73        | 704        | 64.0        |

# 2019-20 OPPONENT GAME-BY-GAME

| Opponent          | Date       | Score      |     | Total          |             | 3-Pointers    |             | Free throws    |             | Rebounds  |            |            |             |            |            |            |           |           |            |             |
|-------------------|------------|------------|-----|----------------|-------------|---------------|-------------|----------------|-------------|-----------|------------|------------|-------------|------------|------------|------------|-----------|-----------|------------|-------------|
|                   |            |            |     | FG-FGA         | PCT         | 3FG-FGA       | PCT         | FT-FTA         | PCT         | OFF       | DEF        | TOT        | AVG         | PF         | A          | TO         | BLK       | STL       | PTS        | AVG         |
| Western N.M.      | 11/05/2019 | 92-46      | W   | 16-56          | .286        | 10-27         | .370        | 4-6            | .667        | 5         | 13         | 18         | 18.0        | 27         | 8          | 14         | 0         | 7         | 46         | 46.0        |
| at UTEP           | 11/12/2019 | 50-65      | L   | 23-49          | .469        | 3-13          | .231        | 16-21          | .762        | 6         | 27         | 33         | 25.5        | 16         | 11         | 12         | 3         | 8         | 65         | 55.5        |
| Southern U.       | 11/14/2019 | 79-63      | W   | 22-50          | .440        | 7-12          | .583        | 12-16          | .750        | 7         | 16         | 23         | 24.7        | 34         | 4          | 16         | 1         | 7         | 63         | 58.0        |
| at Arizona        | 11/17/2019 | 53-83      | L   | 30-57          | .526        | 10-21         | .476        | 13-15          | .867        | 7         | 26         | 33         | 26.8        | 17         | 13         | 12         | 6         | 6         | 83         | 64.3        |
| New Mexico        | 11/21/2019 | 77-78      | L   | 28-52          | .538        | 4-15          | .267        | 18-24          | .750        | 8         | 21         | 29         | 27.2        | 16         | 10         | 16         | 1         | 7         | 78         | 67.0        |
| vs Colorado St.   | 11/25/2019 | 78-70      | Wot | 24-49          | .490        | 7-16          | .438        | 15-23          | .652        | 4         | 24         | 28         | 27.3        | 16         | 13         | 20         | 0         | 9         | 70         | 67.5        |
| vs South Fla.     | 11/26/2019 | 65-45      | W   | 16-47          | .340        | 5-16          | .313        | 8-11           | .727        | 8         | 18         | 26         | 27.1        | 14         | 7          | 16         | 4         | 5         | 45         | 64.3        |
| vs George Mason   | 11/27/2019 | 64-68      | L   | 25-51          | .490        | 5-15          | .333        | 13-16          | .813        | 12        | 23         | 35         | 28.1        | 12         | 4          | 13         | 5         | 4         | 68         | 64.8        |
| UTEP              | 12/03/2019 | 59-56      | W   | 18-46          | .391        | 6-23          | .261        | 14-15          | .933        | 3         | 25         | 28         | 28.1        | 18         | 10         | 15         | 2         | 5         | 56         | 63.8        |
| at Washington St. | 12/07/2019 | 54-63      | L   | 17-48          | .354        | 8-21          | .381        | 21-26          | .808        | 7         | 30         | 37         | 29.0        | 20         | 11         | 13         | 2         | 7         | 63         | 63.7        |
| at Denver         | 12/10/2019 | 72-67      | W   | 26-57          | .456        | 5-13          | .385        | 10-15          | .667        | 6         | 21         | 27         | 28.8        | 19         | 12         | 15         | 2         | 8         | 67         | 64.0        |
| <b>Total</b>      |            | <b>704</b> |     | <b>245-562</b> | <b>.436</b> | <b>70-192</b> | <b>.365</b> | <b>144-188</b> | <b>.766</b> | <b>73</b> | <b>244</b> | <b>317</b> | <b>28.8</b> | <b>209</b> | <b>103</b> | <b>162</b> | <b>26</b> | <b>73</b> | <b>704</b> | <b>64.0</b> |
| New Mexico St.    |            | 743        |     | 266-622        | .428        | 84-282        | .298        | 127-188        | .676        | 133       | 257        | 390        | 35.5        | 182        | 134        | 166        | 17        | 65        | 743        | 67.5        |

# 2019-20 POINTS-REBOUNDS-ASSISTS

| OPPONENT                 | W/L | SCORE | 1        | 2     | 3        | 5     | 10     | 12     | 13      | 15           | 20     | 21     | 24     | 25       | 32     | 35      | 55       |
|--------------------------|-----|-------|----------|-------|----------|-------|--------|--------|---------|--------------|--------|--------|--------|----------|--------|---------|----------|
|                          |     |       | BUCHANAN | OWENS | T. BROWN | HENRY | RICE   | HARRIS | BOBBITT | AURRECOEGBEA | JOSEPH | QUEEN  | McNAIR | R. BROWN | REWALT | McCANTS | WILLIAMS |
| WESTERN N.M.             | W   | 92-46 | 4-6-2    | 7-1-0 | DNP      | DNP   | 21-1-3 | DNP    | 6-5-0   | 10-2-0       | DNP    | 14-3-4 | 11-7-0 | 4-3-1    | 0-1-0  | 5-8-1   | 10-3-3   |
| at UTEP                  | L   | 65-50 | 1-1-3    | DNP   | 10-7-1   | DNP   | 3-1-0  | DNP    | 2-6-0   | 4-5-0        | DNP    | 21-7-4 | 0-3-0  | DNP      | DNP    | 9-3-1   | 0-3-0    |
| SOUTHERN                 | W   | 79-63 | 4-3-7    | DNP   | 5-5-2    | DNP   | 2-3-0  | DNP    | 7-4-2   | 19-6-1       | 0-0-0  | 20-5-2 | 1-1-0  | 2-1-0    | DNP    | 2-2-0   | 17-1-0   |
| at #17/19 Arizona        | L   | 83-53 | 0-2-3    | DNP   | 6-2-0    | DNP   | 14-3-0 | DNP    | 6-1-1   | 4-2-1        | 0-0-0  | 12-7-1 | 2-2-0  | 0-1-0    | DNP    | 2-5-1   | 7-2-2    |
| rv/--NEW MEXICO          | L   | 78-77 | 2-2-3    | DNP   | 10-1-5   | DNP   | 13-3-1 | DNP    | 8-6-0   | 12-6-2       | DNP    | 23-9-4 | 0-0-0  | DNP      | DNP    | 4-4-1   | 5-2-1    |
| vs. Colorado State W(OT) | W   | 78-70 | 4-8-3    | DNP   | 0-1-2    | DNP   | 21-8-1 | DNP    | 9-2-2   | 6-0-2        | DNP    | 19-3-2 | 2-2-0  | DNP      | DNP    | 9-5-1   | 8-2-0    |
| vs. USF                  | W   | 64-45 | 5-2-5    | 0-0-0 | 3-1-2    | DNP   | 8-4-1  | DNP    | 7-5-1   | 5-7-1        | 0-0-0  | 10-1-0 | 2-1-0  | 2-0-0    | 0-0-0  | 10-7-1  | 13-2-1   |
| vs. George Mason         | L   | 68-64 | 4-1-5    | DNP   | 6-3-2    | DNP   | 19-7-1 | DNP    | 3-3-1   | 2-2-1        | DNP    | 14-7-1 | 2-1-0  | DNP      | DNP    | 11-8-0  | 3-1-0    |
| UTEP                     | W   | 59-56 | 6-3-1    | DNP   | 3-3-1    | DNP   | 10-5-1 | DNP    | 14-2-1  | 9-7-0        | DNP    | 2-6-4  | 2-2-0  | DNP      | DNP    | 13-6-2  | 0-1-0    |
| vs. Washington State     | L   | 63-54 | 3-4-4    | DNP   | 0-0-0    | DNP   | 14-9-2 | DNP    | 6-4-2   | 8-5-0        | DNP    | 14-7-2 | 0-3-3  | 2-0-0    | DNP    | 4-3-1   | 3-4-2    |
| at Denver                | W   | 72-67 | 5-2-2    | DNP   | DNP      | DNP   | 18-8-2 | DNP    | 2-5-1   | 14-7-0       | DNP    | 15-5-7 | 2-0-0  | 0-0-0    | DNP    | 12-7-0  | 4-2-0    |







## 2019-20 INDIVIDUAL GAME HIGHS | NEW MEXICO STATE

|   |  |   |
|---|--|---|
| <b>POINTS</b>                             | 23   | Trevelin Queen vs New Mexico (11/21/2019)       |
|   | 21   | Jabari Rice vs Colorado St. (N) (11/25/2019)    |
|   | 21   | Trevelin Queen at UTEP (11/12/2019)             |
|   | 21   | Jabari Rice vs Western N.M. (11/05/2019)        |
|   | 20   | Trevelin Queen vs Southern U. (11/14/2019)      |
| <b>FIELD GOALS MADE</b>                   | 9  | Trevelin Queen at UTEP (11/12/2019)             |
|   | 8  | Trevelin Queen vs New Mexico (11/21/2019)       |
|   | 8  | Ivan Aurrecochea vs Southern U. (11/14/2019)    |
| <b>FIELD GOAL ATTEMPTS</b>                | 19   | Trevelin Queen at Washington St. (12/07/2019)   |
|   | 19   | Trevelin Queen vs New Mexico (11/21/2019)       |
| <b>FIELD GOAL PERCENTAGE (min 5 made)</b> | .727 (8-11)                                | Ivan Aurrecochea vs Southern U. (11/14/2019)    |
|   | .700 (7-10)                                | Ivan Aurrecochea at Denver (12/10/2019)         |
|   | .700 (7-10)                                | Jabari Rice vs Colorado St. (N) (11/25/2019)    |
| <b>3 PT FG MADE</b>                       | 4  | Trevelin Queen vs New Mexico (11/21/2019)       |
|   | 4  | Jabari Rice at Arizona (11/17/2019)             |
|   | 4  | Shawn Williams vs Southern U. (11/14/2019)      |
| <b>3 PT FG ATTEMPTS</b>                   | 11   | Terrell Brown vs George Mason (N) (11/27/2019)  |
|   | 10   | Trevelin Queen vs New Mexico (11/21/2019)       |
| <b>3 PT FG PERCENTAGE (min 2 made)</b>    | 1.000 (2-2)                                | Shunn Buchanan vs UTEP (12/03/2019)             |
|   | .800 (4-5)                                 | Jabari Rice at Arizona (11/17/2019)             |
| <b>FREE THROWS MADE</b>                   | 7  | C.J. Bobbitt vs Southern U. (11/14/2019)        |
|   | 7  | Jabari Rice vs Western N.M. (11/05/2019)        |
| <b>FREE THROW ATTEMPTS</b>                | 10   | C.J. Bobbitt vs Southern U. (11/14/2019)        |
|   | 9  | Jabari Rice vs Western N.M. (11/05/2019)        |
| <b>FREE THROW PERCENTAGE (min 3 made)</b> | 1.000 (4-4)                                | C.J. Bobbitt vs UTEP (12/03/2019)               |
|   | 1.000 (4-4)                                | Jabari Rice vs George Mason (N) (11/27/2019)    |
|   | 1.000 (4-4)                                | Jabari Rice vs Colorado St. (N) (11/25/2019)    |
|   | 1.000 (4-4)                                | Trevelin Queen vs Colorado St. (N) (11/25/2019) |
|   | 1.000 (4-4)                                | Shunn Buchanan vs Southern U. (11/14/2019)      |
|   | 1.000 (4-4)                                | C.J. Bobbitt vs Western N.M. (11/05/2019)       |
|   | 1.000 (3-3)                                | Terrell Brown vs New Mexico (11/21/2019)        |
| 1.000 (3-3)                               | Trevelin Queen vs Southern U. (11/14/2019) |   |
| <b>REBOUNDS</b>                           | 9  | Jabari Rice at Washington St. (12/07/2019)      |
|   | 9  | Trevelin Queen vs New Mexico (11/21/2019)       |
| <b>ASSISTS</b>                            | 7  | Trevelin Queen at Denver (12/10/2019)           |
|   | 7  | Shunn Buchanan vs Southern U. (11/14/2019)      |
| <b>STEALS</b>                             | 4  | Shunn Buchanan at Denver (12/10/2019)           |
|   | 3  | Trevelin Queen at Denver (12/10/2019)           |
|   | 3  | Trevelin Queen at Washington St. (12/07/2019)   |
|   | 3  | Shunn Buchanan vs George Mason (N) (11/27/2019) |
|   | 3  | Johnny McCants vs Colorado St. (N) (11/25/2019) |
|   | 3  | Trevelin Queen vs Colorado St. (N) (11/25/2019) |
|   | 3  | Johnny McCants vs Southern U. (11/14/2019)      |
|   | 3  | Trevelin Queen at UTEP (11/12/2019)             |
| <b>BLOCKED SHOTS</b>                      | 2  | Johnny McCants at Washington St. (12/07/2019)   |
|   | 2  | William McNair at Washington St. (12/07/2019)   |
|   | 2  | William McNair vs UTEP (12/03/2019)             |
|   | 2  | Ivan Aurrecochea vs South Fla. (N) (11/26/2019) |
| <b>TURNOVERS</b>                          | 6  | Trevelin Queen vs Colorado St. (N) (11/25/2019) |
|   | 6  | Terrell Brown at UTEP (11/12/2019)              |
| <b>FOULS</b>                              | 5  | Johnny McCants vs Colorado St. (N) (11/25/2019) |
|   | 5  | Johnny McCants vs New Mexico (11/21/2019)       |
|   | 5  | Trevelin Queen at UTEP (11/12/2019)             |
|   | 5  | C.J. Bobbitt vs Western N.M. (11/05/2019)       |



## 2019-20 INDIVIDUAL GAME HIGHS | OPPONENTS

|   |       |       |  |
|---|-------|-------|--|
| <b>POINTS</b>                             | 29    |       | Jase Townsend at Denver (12/10/2019)               |
|   | 27    |       | Bryson Williams vs UTEP (12/03/2019)               |
|   | 24    |       | Jaquan Lyle vs New Mexico (11/21/2019)             |
|   | 22    |       | Ade Murkey at Denver (12/10/2019)                  |
|   | 20    |       | CJ Elleby at Washington St. (12/07/2019)           |
| <b>FIELD GOALS MADE</b>                   | 10    |       | Jase Townsend at Denver (12/10/2019)               |
|   | 9     |       | Bryson Williams vs UTEP (12/03/2019)               |
|   | 9     |       | Jaquan Lyle vs New Mexico (11/21/2019)             |
| <b>FIELD GOAL ATTEMPTS</b>                | 17    |       | Jase Townsend at Denver (12/10/2019)               |
|   | 16    |       | Ade Murkey at Denver (12/10/2019)                  |
|   | 16    |       | Rajan Barnes vs Western N.M. (11/05/2019)          |
| <b>FIELD GOAL PERCENTAGE (min 5 made)</b> | 1.000 | (7-7) | Zeke Nnaji at Arizona (11/17/2019)                 |
|   | 1.000 | (6-6) | Justin Kier vs George Mason (N) (11/27/2019)       |
| <b>3 PT FG MADE</b>                       | 5     |       | Jase Townsend at Denver (12/10/2019)               |
|   | 4     |       | Bryson Williams vs UTEP (12/03/2019)               |
|   | 4     |       | Isaiah Stevens vs Colorado St. (N) (11/25/2019)    |
|   | 4     |       | Jemarl Baker Jr. at Arizona (11/17/2019)           |
|   | 4     |       | Andrew Leonard vs Western N.M. (11/05/2019)        |
| <b>3 PT FG ATTEMPTS</b>                   | 8     |       | Jamal Hartwell II vs George Mason (N) (11/27/2019) |
|   | 7     |       | Jase Townsend at Denver (12/10/2019)               |
|   | 7     |       | Isaiah Stevens vs Colorado St. (N) (11/25/2019)    |
|   | 7     |       | Rajan Barnes vs Western N.M. (11/05/2019)          |
|   | 7     |       | Andrew Leonard vs Western N.M. (11/05/2019)        |
| <b>3 PT FG PERCENTAGE (min 2 made)</b>    | 1.000 | (2-2) | Micah Bradford vs Southern U. (11/14/2019)         |
|   | 1.000 | (2-2) | Montese Blake vs Southern U. (11/14/2019)          |
| <b>FREE THROWS MADE</b>                   | 10    |       | CJ Elleby at Washington St. (12/07/2019)           |
|   | 6     |       | Ade Murkey at Denver (12/10/2019)                  |
|   | 6     |       | Souley Boum vs UTEP (12/03/2019)                   |
|   | 6     |       | Nico Carvacho vs Colorado St. (N) (11/25/2019)     |
| <b>FREE THROW ATTEMPTS</b>                | 13    |       | CJ Elleby at Washington St. (12/07/2019)           |
|   | 12    |       | Nico Carvacho vs Colorado St. (N) (11/25/2019)     |
| <b>FREE THROW PERCENTAGE (min 3 made)</b> | 1.000 | (6-6) | Souley Boum vs UTEP (12/03/2019)                   |
|   | 1.000 | (5-5) | Zeke Nnaji at Arizona (11/17/2019)                 |
|   | 1.000 | (5-5) | Souley Boum at UTEP (11/12/2019)                   |
|   | 1.000 | (4-4) | Jase Townsend at Denver (12/10/2019)               |
|   | 1.000 | (4-4) | Marvin Cannon at Washington St. (12/07/2019)       |
|   | 1.000 | (4-4) | Jamal Hartwell II vs George Mason (N) (11/27/2019) |
|   | 1.000 | (4-4) | Jordan Miller vs George Mason (N) (11/27/2019)     |
|   | 1.000 | (4-4) | Carlton Bragg vs New Mexico (11/21/2019)           |
|   | 1.000 | (4-4) | Damiree Burns vs Southern U. (11/14/2019)          |
|   | 1.000 | (3-3) | Josh Green at Arizona (11/17/2019)                 |
| <b>REBOUNDS</b>                           | 14    |       | AJ Wilson vs George Mason (N) (11/27/2019)         |
|   | 10    |       | Jeff Pollard at Washington St. (12/07/2019)        |
| <b>ASSISTS</b>                            | 7     |       | JJ Caldwell vs New Mexico (11/21/2019)             |
|   | 5     |       | Michael McDougal vs Western N.M. (11/05/2019)      |
| <b>STEALS</b>                             | 4     |       | Ade Murkey at Denver (12/10/2019)                  |
|   | 4     |       | Carlton Bragg vs New Mexico (11/21/2019)           |
| <b>BLOCKED SHOTS</b>                      | 4     |       | AJ Wilson vs George Mason (N) (11/27/2019)         |
|   | 4     |       | Michael Durr vs South Fla. (N) (11/26/2019)        |
| <b>TURNOVERS</b>                          | 7     |       | Jaylen Shead at Washington St. (12/07/2019)        |
|   | 6     |       | Roscoe Eastmond at Denver (12/10/2019)             |
|   | 6     |       | Isaiah Stevens vs Colorado St. (N) (11/25/2019)    |





NEW MEXICO STATE GAME-BY-GAME QUICK FACTS

Table with columns: OPPONENT, DATE, W/L, SCORE, ATTENDANCE, RECORD, H, A, N, HIGH POINTS, HIGH REBOUNDS, HIGH ASSISTS. Rows include games against Western N.M., UTEP, Southern, Arizona, Colorado State, USF, George Mason, Washington State, and Denver.

NEW MEXICO STATE GAME-BY-GAME STARTERS

Table with columns: DATE, OPPONENT, GUARD, GUARD, GUARD, FORWARD, FORWARD. Lists starting players for each game.

NM STATE SPECIALTY STATS

Table with columns: DATE, OPPONENT, SCORE, LARGEST (Lead, Deficit, Ties, LC), TIME SPENT (Leading, Trailing, Tied), PAINT PTS., PTS. OFF T/O, 2ND CHANCE PTS., FAST BREAK, BENCH PTS.

NM STATE MISCELLANEOUS STATS

Table with columns: RESULT, OPPONENT, DATE, OPENING TIPOFF (Player, Result), OPENING RUN (By, Score), FIRST NMSU... (Points, FG, Points), FIRST OPP... (Points, FG), FIRST NMSU SUB (Time-Player), NMSU TIMEOUTS (#, First Called), NMSU DUNKS (#, Players).





# 2019-20 BOX SCORES

## GAME 1



**92** vs. **46**  
11-01 | 10-01

TUESDAY, NOVEMBER 5  
PAN AM CENTER - LAS CRUCES, NM  
ATTENDANCE: 5,066

NEW MEXICO STATE | 52 | 40 | 92  
WESTERN NEW MEXICO | 16 | 30 | 46

**NMS** FG-A 3FG-A FT-A  
15-26 6-15 16-19  
57.7% 40% 84%

**NMS** FG-A 3FG-A FT-A  
15-29 3-10 7-9  
51.7% 30% 77.8%

**WNM** FG-A 3FG-A FT-A  
5-24 4-11 2-4  
20.8% 36.4% 50%

**WNM** FG-A 3FG-A FT-A  
11-32 6-16 2-2  
34.4% 37.5% 100%

### NEW MEXICO STATE (1-0)

| ##     | PLAYER             | MIN | FG-A  | 3FG-A | FT-A  | O-D-T    | PF | A  | TO | BLK | STL | PTS |
|--------|--------------------|-----|-------|-------|-------|----------|----|----|----|-----|-----|-----|
| 21     | QUEENTREVELIN *    | 22  | 5-8   | 2-3   | 2-2   | 2-1-3    | 0  | 4  | 2  | 0   | 2   | 14  |
| 55     | WILLIAMS,SHAWN *   | 33  | 4-10  | 2-7   | 0-0   | 0-3-3    | 0  | 3  | 2  | 0   | 1   | 10  |
| 15     | AURRECOECHEA,IVAN* | 12  | 4-5   | 0-0   | 2-2   | 1-1-2    | 0  | 0  | 1  | 0   | 0   | 10  |
| 13     | BOBBITT,CJ *       | 18  | 1-3   | 0-2   | 4-4   | 1-4-5    | 5  | 0  | 1  | 0   | 0   | 6   |
| 1      | BUCHANAN,SHUNN *   | 23  | 1-2   | 1-1   | 1-2   | 1-5-6    | 3  | 2  | 4  | 0   | 1   | 4   |
| 10     | RICE,JABARI        | 20  | 6-9   | 2-5   | 7-9   | 0-1-1    | 1  | 3  | 1  | 0   | 0   | 21  |
| 24     | MCNAIR,WILLIAM     | 17  | 4-5   | 0-0   | 3-4   | 3-4-7    | 0  | 0  | 0  | 0   | 0   | 11  |
| 2      | OWENS,TENNESSEE    | 15  | 1-3   | 1-3   | 4-5   | 0-1-1    | 2  | 0  | 0  | 0   | 0   | 7   |
| 35     | MCCANTS,JOHNNY     | 17  | 2-4   | 1-3   | 0-0   | 3-5-8    | 0  | 1  | 1  | 0   | 1   | 5   |
| 25     | BROWN,ROBERT       | 17  | 2-4   | 0-0   | 0-0   | 0-3-3    | 0  | 1  | 1  | 0   | 0   | 4   |
| 32     | REWALT,BRYCE       | 6   | 0-2   | 0-1   | 0-0   | 0-1-1    | 0  | 0  | 0  | 0   | 0   | 0   |
| TM     | TEAM               | 0   | 0-0   | 0-0   | 0-0   | 0-0-0    | 0  | 0  | 0  | 0   | 0   | 0   |
| TOTALS | -                  | 200 | 30-55 | 9-25  | 23-28 | 11-29-40 | 11 | 14 | 13 | 0   | 5   | 92  |

54.5% 36.0% 82.1%

### NEW MEXICO STATE (0-0)

| ##     | PLAYER            | MIN | FG-A  | 3FG-A | FT-A | O-D-T   | PF | A | TO | BLK | STL | PTS |
|--------|-------------------|-----|-------|-------|------|---------|----|---|----|-----|-----|-----|
| 15     | LEONARD,ANDREW *  | 21  | 5-9   | 4-7   | 0-0  | 0-1-1   | 3  | 1 | 0  | 0   | 1   | 14  |
| 23     | BARNES,RAJAN *    | 21  | 4-16  | 3-7   | 0-0  | 0-3-3   | 2  | 1 | 4  | 0   | 2   | 11  |
| 4      | MCDUGAL,MICHAEL * | 31  | 3-10  | 2-5   | 2-2  | 0-0-0   | 4  | 5 | 5  | 0   | 0   | 10  |
| 14     | VANBEEKUM,CJ *    | 25  | 0-2   | 0-2   | 0-0  | 0-1-1   | 4  | 0 | 0  | 0   | 2   | 0   |
| 34     | SIMON,RODNEY *    | 9   | 0-1   | 0-0   | 0-0  | 0-0-0   | 3  | 0 | 0  | 0   | 0   | 0   |
| 20     | DUNNELL,CYBEE     | 20  | 2-4   | 1-1   | 2-4  | 0-0-0   | 2  | 0 | 2  | 0   | 0   | 7   |
| 12     | HOUFIELD,ELIJAH   | 11  | 2-6   | 0-3   | 0-0  | 1-3-4   | 1  | 0 | 0  | 0   | 1   | 4   |
| 5      | CASH,AMARION      | 12  | 0-1   | 0-1   | 0-0  | 0-0-0   | 2  | 0 | 1  | 0   | 0   | 0   |
| 32     | GIRON,EDDIE       | 12  | 0-2   | 0-0   | 0-0  | 0-0-0   | 1  | 0 | 0  | 0   | 0   | 0   |
| 42     | RODRIGUEZ,ALFREDO | 11  | 0-3   | 0-0   | 0-0  | 0-0-0   | 2  | 0 | 1  | 0   | 0   | 0   |
| 30     | HOHENSTEINIAN     | 10  | 0-0   | 0-0   | 0-0  | 2-2-4   | 1  | 0 | 0  | 0   | 0   | 0   |
| 35     | SANDERS,MALIK     | 9   | 0-1   | 0-1   | 0-0  | 1-0-1   | 2  | 0 | 1  | 0   | 0   | 0   |
| 21     | MOSIALOS,GEORGE   | 8   | 0-1   | 0-0   | 0-0  | 0-1-1   | 0  | 1 | 0  | 0   | 1   | 0   |
| 24     | MANZANO,BEN       | 0+  | 0-0   | 0-0   | 0-0  | 0-0-0   | 0  | 0 | 0  | 0   | 0   | 0   |
| TM     | TEAM              | 0   | 0-0   | 0-0   | 0-0  | 1-2-3   | 0  | 0 | 0  | 0   | 0   | 0   |
| TOTALS | -                 | 200 | 16-56 | 10-27 | 4-6  | 5-13-18 | 27 | 8 | 14 | 0   | 7   | 46  |

28.6% 37.0% 66.7%

### GAME ONE | NEW MEXICO STATE 92, WESTERN NEW MEXICO 46

THE NEW MEXICO STATE MEN'S BASKETBALL TEAM OPENED UP ITS 2019-20 CAMPAIGN INSIDE THE PAN AMERICAN CENTER VERSUS WESTERN NEW MEXICO ON TUESDAY NIGHT. AFTER SCORING THE FIRST 16 POINTS OF THE GAME, THE AGGIES NEVER LOOKED BACK EN ROUTE TO A DECISIVE 92-46 WIN OVER THE MUSTANGS AT HOME.

FOLLOWING THE LOPSIDED SEASON-OPENING VICTORY HEAD COACH CHRIS JANS SAID, "OBVIOUSLY THEY WERE OUTMANNED AND WE ANTICIPATED THAT AS COACHES, BUT WE KEPT TELLING THE GUYS TO PLAY AGAINST THE GAME AND PLAY TO GET BETTER. WE DIDN'T WANT THEM TO GET CAUGHT UP IN THE SCORE AND THAT'S PROBABLY THE BRIGHTEST SPOT FOR ME THAT THEY HANDLED THAT IN A MATURE WAY."

NM STATE ENTERED THE CONTEST AGAINST WESTERN NEW MEXICO MISSING THREE KEY STARTERS, BUT THAT DID NOT SEEM TO HOLD BACK THE AGGIES ONE BIT ON OPENING NIGHT. AFTER 2019 WAC TOURNAMENT MVP TREVELIN QUEEN PUT UP THE FIRST POINTS OF THE NEW SEASON, THE AGGIES THEN JUMPED OUT TO A QUICK 16-0 LEAD IN THE FIRST 5:30 OF ACTION.

WESTERN NEW MEXICO WAS ABLE TO GET ON THE BOARD AT THE 14:30 MARK WITH THEIR FIRST BASKET OF THE NIGHT, BUT MOMENTUM CLEARLY REMAINED IN FAVOR OF THE CRIMSON & WHITE WHO WENT ON A 13-0 RUN BEFORE THE MUSTANGS COULD MUSTER UP THEIR NEXT BASKET AT THE 7:52 MARK OF THE FIRST HALF.

PLAY IN THE FIRST HALF CONTINUED TO BE PACED BY THE AGGIES WHO CLOSED OUT THE FINAL SEVEN MINUTES OUTSCORING THE OPPOSITION, 23-10, TO HEAD INTO THE LOCKER ROOM AHEAD OF THE MUSTANGS 52-16. PLAY AT THE HALF WAS LED BY JABARI RICE WHO HAD ALREADY SURPASSED HIS CAREER-HIGH PUTTING UP 14 POINTS, FOLLOWED BY QUEEN WHO ADDED 10 OF HIS OWN.

AT THE START OF THE SECOND HALF, WNMU LOOKED TO HAVE SOME NEW LIFE TRYING TO GET BACK INTO THE GAME SCORING TWO OF THE FIRST THREE BASKETS. HOWEVER, NM STATE QUICKLY PUT AN END TO THAT RATTLING OFF A 13-2 RUN TO PUT THE HOME TEAMS LEAD AT 67-23 WHEN A MEDIA TIMEOUT WAS CALLED WITH 12:00 REMAINING.

AFTER THE BREAK THE SIDES LOOKED TO TRADE BASKETS BEFORE THE MUSTANGS WENT ON A 7-0 RUN, WHICH WAS THEIR LARGEST OF THE CONTEST. TO CLOSE OUT THE GAME JUST AS COACH JANS' AGGIES WERE ABLE TO DO THROUGHOUT THE HISTORIC 2018-19 SEASON, THE TEAM USED ITS DEPTH WITH 11 PLAYERS SEEING ACTION THAT HELPED THE TEAM SECURE THE OPENING NIGHT WIN OVER WESTERN NEW MEXICO, 92-46.

WHEN THE NIGHT CAME TO A CLOSE FIVE NM STATE PLAYERS POSTED DOUBLE-DIGIT SCORING, LED BY RICE WHO PUT UP A PERSONAL BEST 21 POINTS, FOLLOWED BY QUEEN WITH 14, WILLIAM MCNAIR ADDED 11 IN HIS FIRST CAREER GAME IN THE CRIMSON & WHITE, WHILE SHAWN WILLIAMS ALSO PUT UP 10 POINTS IN HIS FIRST GAME AS AN AGGIE AND IVAN AURRECOECHEA ADDED 10 AS WELL. ANOTHER FIRST-TIME SCORER FOR NM STATE WAS LAS CRUCES NATIVE TENNESSEE OWENS WHO SCORED SEVEN POINTS WITH THE FIRST BASKET FOR THE HOMETOWN PLAYER COMING FROM BEYOND THE ARC TO GET HIM ON THE BOARD.

NM STATE WAS 30-OF-55 (54.5%) FROM THE FIELD AND OUTREBOUNDED WNMU 40-18. AT THE LINE, THE AGGIES WERE 23-FOR-28 (82.1%) AND FORCED 14 TURNOVER, INCLUDING FIVE STEALS.

THE NEW MEXICO STATE MEN'S BASKETBALL TEAM NOW TAKES A WEEK OFF BEFORE HEADING RIGHT DOWN THE ROAD FOR THE BATTLE OF I-10 RIVALRY MATCHUP AT UTEP ON TUESDAY, NOV. 12, AT 7 P.M. MT INSIDE OF THE DON HASKINS CENTER.



# GAME 2



## 50 AT 65

11-11 | 12-01

TUESDAY, NOVEMBER 12  
DON HASKINS CENTER • EL PASO, TEXAS  
ATTENDANCE: 8,993

NEW MEXICO STATE | 52 | 40 | 192  
UTEP | 16 | 30 | 46

|          |       |       |       |
|----------|-------|-------|-------|
| NMS      | FG-A  | 3FG-A | FT-A  |
| 1ST HALF | 11-33 | 3-13  | 0-3   |
|          | 33.3% | 23.1% | 0%    |
| NMS      | FG-A  | 3FG-A | FT-A  |
| 2ND HALF | 10-24 | 3-13  | 2-8   |
|          | 41.7% | 23.1% | 25%   |
| UTEP     | FG-A  | 3FG-A | FT-A  |
| 1ST HALF | 10-23 | 3-7   | 5-9   |
|          | 43.5% | 42.9% | 55.6% |
| UTEP     | FG-A  | 3FG-A | FT-A  |
| 2ND HALF | 13-26 | 0-6   | 11-12 |
|          | 50%   | 0%    | 91.7% |

### NEW MEXICO STATE (1-1)

| ##     | PLAYER            | MIN | FG-A  | 3FG-A | FT-A  | O-D-T    | PF | A | TO | BLK | STL | PTS |
|--------|-------------------|-----|-------|-------|-------|----------|----|---|----|-----|-----|-----|
| 21     | TREVELIN QUEEN *  | 30  | 9-16  | 3-6   | 0-1   | 4-3-7    | 5  | 4 | 1  | 0   | 3   | 21  |
| 3      | TERRELL BROWN *   | 34  | 4-11  | 2-6   | 0-2   | 2-5-7    | 0  | 1 | 6  | 0   | 0   | 10  |
| 15     | IVAN AURRECOECHA* | 17  | 2-5   | 0-0   | 0-0   | 1-4-5    | 2  | 0 | 1  | 0   | 0   | 4   |
| 13     | C.J. BOBBITT *    | 24  | 1-7   | 0-3   | 0-0   | 1-5-6    | 1  | 0 | 2  | 0   | 0   | 2   |
| 1      | SHUNN BUCHANAN *  | 21  | 0-3   | 0-2   | 1-2   | 1-0-1    | 3  | 3 | 3  | 0   | 0   | 1   |
| 35     | JOHNNY MCCANTS    | 25  | 4-5   | 1-2   | 0-3   | 0-3-3    | 2  | 1 | 2  | 0   | 1   | 9   |
| 10     | JABARI RICE       | 20  | 1-6   | 0-4   | 1-2   | 1-0-1    | 4  | 0 | 0  | 0   | 0   | 3   |
| 55     | SHAWN WILLIAMS    | 22  | 0-4   | 0-3   | 0-0   | 2-1-3    | 0  | 0 | 0  | 0   | 0   | 0   |
| 24     | WILLIAM MCNAIR    | 7   | 0-0   | 0-0   | 0-1   | 1-2-3    | 0  | 0 | 0  | 0   | 1   | 0   |
| TM     | TEAM              | 0   | 0-0   | 0-0   | 0-0   | 1-2-3    | 0  | 0 | 1  | 0   | 0   | 0   |
| TOTALS | -                 | 200 | 21-57 | 6-26  | 2-11  | 14-25-39 | 17 | 9 | 16 | 0   | 5   | 50  |
|        |                   |     | 36.8% | 23.1% | 18.2% |          |    |   |    |     |     |     |

### UTEP (2-0)

| ##     | PLAYER            | MIN | FG-A  | 3FG-A | FT-A  | O-D-T   | PF | A  | TO | BLK | STL | PTS |
|--------|-------------------|-----|-------|-------|-------|---------|----|----|----|-----|-----|-----|
| 11     | BRYSON WILLIAMS * | 17  | 7-11  | 0-0   | 5-6   | 1-7-8   | 4  | 0  | 2  | 0   | 0   | 19  |
| 2      | JORDAN LATHON *   | 34  | 6-13  | 1-3   | 0-1   | 1-3-4   | 4  | 2  | 2  | 1   | 3   | 13  |
| 24     | DARYL EDWARDS *   | 37  | 3-5   | 1-3   | 1-2   | 0-3-3   | 1  | 2  | 3  | 1   | 0   | 8   |
| 0      | SOULEY BOUM *     | 38  | 1-8   | 0-4   | 5-5   | 2-2-4   | 1  | 0  | 1  | 0   | 2   | 7   |
| 4      | ERIC VILA *       | 36  | 2-4   | 1-3   | 2-2   | 0-6-6   | 0  | 3  | 2  | 0   | 1   | 7   |
| 32     | EFFE ODIGIE       | 20  | 1-3   | 0-0   | 3-4   | 0-3-3   | 4  | 3  | 1  | 0   | 1   | 5   |
| 23     | NIGEL HAWKINS     | 11  | 2-4   | 0-0   | 0-0   | 0-0-0   | 0  | 0  | 0  | 1   | 1   | 4   |
| 1      | TYDUS VERHOEVEN   | 7   | 1-1   | 0-0   | 0-1   | 1-2-3   | 2  | 0  | 0  | 0   | 0   | 2   |
| TM     | TEAM              | 0   | 0-0   | 0-0   | 0-0   | 1-1-2   | 0  | 0  | 1  | 0   | 0   | 0   |
| TOTALS | -                 | 200 | 23-49 | 3-13  | 16-21 | 6-27-33 | 16 | 10 | 12 | 3   | 8   | 65  |
|        |                   |     | 46.9% | 23.1% | 76.2% |         |    |    |    |     |     |     |

### GAME ONE | NEW MEXICO STATE 92, WESTERN NEW MEXICO 46

THE NEW MEXICO STATE MEN'S BASKETBALL TEAM OPENED UP ITS 2019-20 CAMPAIGN INSIDE THE PAN AMERICAN CENTER VERSUS WESTERN NEW MEXICO ON TUESDAY NIGHT. AFTER SCORING THE FIRST 16 POINTS OF THE GAME, THE AGGIES NEVER LOOKED BACK EN ROUTE TO A DECISIVE 92-46 WIN OVER THE MUSTANGS AT HOME.

FOLLOWING THE LOPSIDED SEASON-OPENING VICTORY HEAD COACH CHRIS JANS SAID, "OBVIOUSLY THEY WERE OUTMANNED AND WE ANTICIPATED THAT AS COACHES, BUT WE KEPT TELLING THE GUYS TO PLAY AGAINST THE GAME AND PLAY TO GET BETTER. WE DIDN'T WANT THEM TO GET CAUGHT UP IN THE SCORE AND THAT'S PROBABLY THE BRIGHTEST SPOT FOR ME THAT THEY HANDLED THAT IN A MATURE WAY."

NM STATE ENTERED THE CONTEST AGAINST WESTERN NEW MEXICO MISSING THREE KEY STARTERS, BUT THAT DID NOT SEEM TO HOLD BACK THE AGGIES ONE BIT ON OPENING NIGHT. AFTER 2019 WAC TOURNAMENT MVP TREVELIN QUEEN PUT UP THE FIRST POINTS OF THE NEW SEASON, THE AGGIES THEN JUMPED OUT TO A QUICK 16-0 LEAD IN THE FIRST 5:30 OF ACTION.

WESTERN NEW MEXICO WAS ABLE TO GET ON THE BOARD AT THE 14:30 MARK WITH THEIR FIRST BASKET OF THE NIGHT, BUT MOMENTUM CLEARLY REMAINED IN FAVOR OF THE CRIMSON & WHITE WHO WENT ON A 13-0 RUN BEFORE THE MUSTANGS COULD MUSTER UP THEIR NEXT BASKET AT THE 7:52 MARK OF THE FIRST HALF.

PLAY IN THE FIRST HALF CONTINUED TO BE PACED BY THE AGGIES WHO CLOSED OUT THE FINAL SEVEN MINUTES OUTSCORING THE OPPOSITION, 23-10. TO HEAD INTO THE LOCKER ROOM AHEAD OF THE MUSTANGS 52-16. PLAY AT THE HALF WAS LED BY JABARI RICE WHO HAD ALREADY SURPASSED HIS CAREER-HIGH PUTTING UP 14 POINTS, FOLLOWED BY QUEEN WHO ADDED 10 OF HIS OWN.

AT THE START OF THE SECOND HALF, WNMU LOOKED TO HAVE SOME NEW LIFE TRYING TO GET BACK INTO THE GAME SCORING TWO OF THE FIRST THREE BASKETS. HOWEVER, NM STATE QUICKLY PUT AN END TO THAT RATTLING OFF A 13-2 RUN TO PUT THE HOME TEAMS LEAD AT 67-23 WHEN A MEDIA TIMEOUT WAS CALLED WITH 12:00 REMAINING.

AFTER THE BREAK THE SIDES LOOKED TO TRADE BASKETS BEFORE THE MUSTANGS WENT ON A 7-0 RUN, WHICH WAS THEIR LARGEST OF THE CONTEST. TO CLOSE OUT THE GAME JUST AS COACH JANS' AGGIES WERE ABLE TO DO THROUGHOUT THE HISTORIC 2018-19 SEASON, THE TEAM USED ITS DEPTH WITH 11 PLAYERS SEEING ACTION THAT HELPED THE TEAM SECURE THE OPENING NIGHT WIN OVER WESTERN NEW MEXICO, 92-46.

WHEN THE NIGHT CAME TO A CLOSE FIVE NM STATE PLAYERS POSTED DOUBLE-DIGIT SCORING, LED BY RICE WHO PUT UP A PERSONAL BEST 21 POINTS, FOLLOWED BY QUEEN WITH 14, WILLIAM MCNAIR ADDED 11 IN HIS FIRST CAREER GAME IN THE CRIMSON & WHITE, WHILE SHAWN WILLIAMS ALSO PUT UP 10 POINTS IN HIS FIRST GAME AS AN AGGIE AND IVAN AURRECOECHA ADDED 10 AS WELL. ANOTHER FIRST-TIME SCORER FOR NM STATE WAS LAS CRUCES NATIVE TENNESSEE OWENS WHO SCORED SEVEN POINTS WITH THE FIRST BASKET FOR THE HOMETOWN PLAYER COMING FROM BEYOND THE ARC TO GET HIM ON THE BOARD.

NM STATE WAS 30-OF-55 (54.5%) FROM THE FIELD AND OUTREBOUNDED WNMU 40-18. AT THE LINE, THE AGGIES WERE 23-FOR-28 (82.1%) AND FORCED 14 TURNOVER, INCLUDING FIVE STEALS.

THE NEW MEXICO STATE MEN'S BASKETBALL TEAM NOW TAKES A WEEK OFF BEFORE HEADING RIGHT DOWN THE ROAD FOR THE BATTLE OF I-10 RIVALRY MATCHUP AT UTEP ON TUESDAY, NOV. 12, AT 7 P.M. MT INSIDE OF THE DON HASKINS CENTER.





# GAME 3



## 79 VS 63

THURSDAY, NOVEMBER 14  
PAN AM CENTER - LAS CRUCES, NM  
ATTENDANCE: 5,066

NEW MEXICO STATE | 30 | 49 | 79  
SOUTHERN | 25 | 38 | 63

|                     | FG-A  | 3FG-A | FT-A  |
|---------------------|-------|-------|-------|
| <b>NMS 1ST HALF</b> | 8-20  | 1-10  | 13-18 |
|                     | 40%   | 10%   | 72.2% |
| <b>NMS 2ND HALF</b> | 14-26 | 7-12  | 14-21 |
|                     | 53.9% | 58.3% | 66.7% |
| <b>SU 1ST HALF</b>  | 7-21  | 4-5   | 7-10  |
|                     | 33.3% | 80%   | 70%   |
| <b>SU 2ND HALF</b>  | 15-29 | 3-7   | 5-6   |
|                     | 51.7% | 42.9% | 83.3% |

### NEW MEXICO STATE (2-1)

| ##     | PLAYER            | MIN | FG-A  | 3FG-A | FT-A  | O-D-T    | PF | A  | TO | BLK | STL | PTS |
|--------|-------------------|-----|-------|-------|-------|----------|----|----|----|-----|-----|-----|
| 21     | QUEENTREVELIN *   | 37  | 7-13  | 3-7   | 3-3   | 1-4-5    | 2  | 2  | 1  | 0   | 1   | 20  |
| 15     | AURRECOEHEA,IVAN* | 22  | 8-11  | 0-0   | 3-8   | 5-1-6    | 3  | 1  | 2  | 0   | 0   | 19  |
| 13     | BOBBITT,G.        | 22  | 0-2   | 0-1   | 7-10  | 2-2-4    | 2  | 2  | 1  | 0   | 0   | 7   |
| 3      | BROWN,TERRELL *   | 20  | 1-6   | 1-6   | 2-2   | 0-5-5    | 0  | 2  | 1  | 0   | 0   | 5   |
| 1      | BUCHANAN,SHUNN *  | 29  | 0-2   | 0-1   | 4-4   | 0-3-3    | 2  | 7  | 2  | 0   | 2   | 4   |
| 55     | WILLIAMS,SHAWN    | 28  | 4-8   | 4-6   | 5-6   | 0-1-1    | 0  | 0  | 4  | 0   | 0   | 17  |
| 35     | MCCANTS,JOHNNY    | 23  | 1-1   | 0-0   | 0-2   | 1-1-2    | 2  | 0  | 1  | 0   | 3   | 2   |
| 10     | RICE,JABARI       | 5   | 1-2   | 0-1   | 0-0   | 2-1-3    | 2  | 0  | 0  | 0   | 0   | 2   |
| 25     | BROWN,ROBERT      | 5   | 0-1   | 0-0   | 2-2   | 0-1-1    | 3  | 0  | 1  | 0   | 0   | 2   |
| 24     | MCAIR,WILLIAM     | 8   | 0-0   | 0-0   | 1-2   | 1-0-1    | 2  | 0  | 0  | 1   | 0   | 1   |
| 20     | JOSEPH,DAJOUR     | 1   | 0-0   | 0-0   | 0-0   | 0-0-0    | 0  | 0  | 0  | 0   | 0   | 0   |
| TM     | TEAM              | 0   | 0-0   | 0-0   | 0-0   | 0-0-0    | 0  | 0  | 0  | 0   | 0   | 0   |
| TOTALS | -                 | 200 | 22-46 | 8-22  | 27-39 | 12-19-31 | 18 | 14 | 13 | 1   | 6   | 79  |

47.8% 36.4% 69.2%

### SOUTHERN (1-2)

| ##     | PLAYER            | MIN | FG-A  | 3FG-A | FT-A  | O-D-T   | PF | A | TO | BLK | STL | PTS |
|--------|-------------------|-----|-------|-------|-------|---------|----|---|----|-----|-----|-----|
| 1      | SHIVERS,AHSANTE * | 24  | 3-8   | 1-2   | 1-2   | 0-1-1   | 5  | 1 | 1  | 0   | 1   | 8   |
| 20     | LEELAMARCUS *     | 20  | 3-6   | 1-1   | 0-0   | 1-1-2   | 4  | 1 | 2  | 0   | 0   | 7   |
| 12     | WILLIAMS,DARIUS * | 30  | 2-3   | 0-0   | 1-2   | 1-5-6   | 5  | 0 | 1  | 0   | 0   | 5   |
| 40     | KULJUHOVIC,AMEL * | 15  | 1-5   | 1-3   | 2-2   | 1-3-4   | 2  | 0 | 1  | 0   | 0   | 5   |
| 5      | BURNS,DAMIRRE *   | 18  | 0-2   | 0-0   | 0-0   | 1-0-1   | 5  | 0 | 2  | 0   | 1   | 0   |
| 13     | BRADFORD,MICAH    | 21  | 4-7   | 2-2   | 3-4   | 0-1-1   | 5  | 2 | 3  | 0   | 1   | 13  |
| 11     | BLAKE,MONTSE      | 11  | 5-8   | 2-2   | 0-0   | 1-0-1   | 2  | 0 | 2  | 0   | 0   | 12  |
| 2      | BURNS,DAMIRRE     | 20  | 2-4   | 0-1   | 4-4   | 1-2-3   | 5  | 0 | 1  | 0   | 3   | 8   |
| 10     | JOHNSON,DELOR     | 15  | 2-3   | 0-0   | 0-0   | 0-2-2   | 0  | 0 | 1  | 1   | 1   | 4   |
| 24     | WILSON,OSA        | 5   | 0-1   | 0-0   | 1-2   | 0-1-1   | 0  | 0 | 0  | 0   | 0   | 1   |
| 3      | BAGGS,SKYLER      | 9   | 0-0   | 0-0   | 0-0   | 1-0-1   | 1  | 0 | 0  | 0   | 0   | 0   |
| 25     | BROOK,BRENDON     | 9   | 0-2   | 0-1   | 0-0   | 0-0-0   | 0  | 0 | 1  | 0   | 0   | 0   |
| 21     | MACK,SAMUEL       | 3   | 0-0   | 0-0   | 0-0   | 0-0-0   | 0  | 0 | 0  | 0   | 0   | 0   |
| 4      | ROLLINS,ISAIAH    | 0+  | 0-1   | 0-0   | 0-0   | 0-0-0   | 0  | 0 | 0  | 0   | 0   | 0   |
| TM     | TEAM              | 0   | 0-0   | 0-0   | 0-0   | 0-0-0   | 0  | 0 | 1  | 0   | 0   | 0   |
| TOTALS | -                 | 200 | 22-50 | 7-12  | 12-16 | 7-16-23 | 34 | 4 | 16 | 1   | 7   | 63  |

44.0% 58.3% 75.0%

### GAME ONE | NEW MEXICO STATE 92, WESTERN NEW MEXICO 46

THE NEW MEXICO STATE MEN'S BASKETBALL TEAM OPENED UP ITS 2019-20 CAMPAIGN INSIDE THE PAN AMERICAN CENTER VERSUS WESTERN NEW MEXICO ON TUESDAY NIGHT. AFTER SCORING THE FIRST 16 POINTS OF THE GAME, THE AGGIES NEVER LOOKED BACK EN ROUTE TO A DECISIVE 92-46 WIN OVER THE MUSTANGS AT HOME.

FOLLOWING THE LOPSIDED SEASON-OPENING VICTORY HEAD COACH CHRIS JANS SAID, "OBVIOUSLY THEY WERE OUTMANNED AND WE ANTICIPATED THAT AS COACHES, BUT WE KEPT TELLING THE GUYS TO PLAY AGAINST THE GAME AND PLAY TO GET BETTER. WE DIDN'T WANT THEM TO GET CAUGHT UP IN THE SCORE AND THAT'S PROBABLY THE BRIGHTEST SPOT FOR ME THAT THEY HANDLED THAT IN A MATURE WAY."

NM STATE ENTERED THE CONTEST AGAINST WESTERN NEW MEXICO MISSING THREE KEY STARTERS, BUT THAT DID NOT SEEM TO HOLD BACK THE AGGIES ONE BIT ON OPENING NIGHT. AFTER 2019 WAC TOURNAMENT MVP TREVLIN QUEEN PUT UP THE FIRST POINTS OF THE NEW SEASON, THE AGGIES THEN JUMPED OUT TO A QUICK 16-0 LEAD IN THE FIRST 5:30 OF ACTION.

WESTERN NEW MEXICO WAS ABLE TO GET ON THE BOARD AT THE 14:30 MARK WITH THEIR FIRST BASKET OF THE NIGHT, BUT MOMENTUM CLEARLY REMAINED IN FAVOR OF THE CRIMSON & WHITE WHO WENT ON A 13-0 RUN BEFORE THE MUSTANGS COULD MUSTER UP THEIR NEXT BASKET AT THE 7:52 MARK OF THE FIRST HALF.

PLAY IN THE FIRST HALF CONTINUED TO BE PACED BY THE AGGIES WHO CLOSED OUT THE FINAL SEVEN MINUTES OUTSCORING THE OPPOSITION, 23-10, TO HEAD INTO THE LOCKER ROOM AHEAD OF THE MUSTANGS 52-16. PLAY AT THE HALF WAS LED BY JABARI RICE WHO HAD ALREADY SURPASSED HIS CAREER-HIGH PUTTING UP 14 POINTS, FOLLOWED BY QUEEN WHO ADDED 10 OF HIS OWN.

AT THE START OF THE SECOND HALF, WNMU LOOKED TO HAVE SOME NEW LIFE TRYING TO GET BACK INTO THE GAME SCORING TWO OF THE FIRST THREE BASKETS. HOWEVER, NM STATE QUICKLY PUT AN END TO THAT RATTLING OFF A 13-2 RUN TO PUT THE HOME TEAMS LEAD AT 67-23 WHEN A MEDIA TIMEOUT WAS CALLED WITH 12:00 REMAINING.

AFTER THE BREAK THE SIDES LOOKED TO TRADE BASKETS BEFORE THE MUSTANGS WENT ON A 7-0 RUN, WHICH WAS THEIR LARGEST OF THE CONTEST. TO CLOSE OUT THE GAME JUST AS COACH JANS' AGGIES WERE ABLE TO DO THROUGHOUT THE HISTORIC 2018-19 SEASON, THE TEAM USED ITS DEPTH WITH 11 PLAYERS SEEING ACTION THAT HELPED THE TEAM SECURE THE OPENING NIGHT WIN OVER WESTERN NEW MEXICO, 92-46.

WHEN THE NIGHT CAME TO A CLOSE FIVE NM STATE PLAYERS POSTED DOUBLE-DIGIT SCORING, LED BY RICE WHO PUT UP A PERSONAL BEST 21 POINTS, FOLLOWED BY QUEEN WITH 14, WILLIAM MCAIR ADDED 11 IN HIS FIRST CAREER GAME IN THE CRIMSON & WHITE, WHILE SHAWN WILLIAMS ALSO PUT UP 10 POINTS IN HIS FIRST GAME AS AN AGGIE AND IVAN AURRECOEHEA ADDED 10 AS WELL. ANOTHER FIRST-TIME SCORER FOR NM STATE WAS LAS CRUCES NATIVE TENNESSEE OWENS WHO SCORED SEVEN POINTS WITH THE FIRST BASKET FOR THE HOMETOWN PLAYER COMING FROM BEYOND THE ARC TO GET HIM ON THE BOARD.

NM STATE WAS 30-OF-55 (54.5%) FROM THE FIELD AND OUTREBOUNDED WNMU 40-18. AT THE LINE, THE AGGIES WERE 23-FOR-28 (82.1%) AND FORCED 14 TURNOVER, INCLUDING FIVE STEALS.

THE NEW MEXICO STATE MEN'S BASKETBALL TEAM NOW TAKES A WEEK OFF BEFORE HEADING RIGHT DOWN THE ROAD FOR THE BATTLE OF I-10 RIVALRY MATCHUP AT UTEP ON TUESDAY, NOV. 12, AT 7 P.M. MT INSIDE OF THE DON HASKINS CENTER.





# GAME 4



# 53 AT 83

SUNDAY, NOVEMBER 17  
MCKALE CENTER • TUSCON, ARIZ.  
ATTENDANCE: 13,161

NEW MEXICO STATE | 21 | 32 | 53  
ARIZONA | 43 | 40 | 83

|                 | FG-A  | 3FG-A | FT-A  |
|-----------------|-------|-------|-------|
| <b>NMS</b>      | 8-26  | 3-11  | 2-3   |
| <b>1ST HALF</b> | 30.8% | 27.3% | 66.7% |
| <b>NMS</b>      | 10-29 | 6-19  | 6-10  |
| <b>2ND HALF</b> | 34.5% | 31.6% | 60%   |
| <b>ARIZ</b>     | 18-31 | 4-7   | 3-3   |
| <b>1ST HALF</b> | 58.1% | 57.1% | 100%  |
| <b>ARIZ</b>     | 12-26 | 6-14  | 10-12 |
| <b>2ND HALF</b> | 46.2% | 42.9% | 83.3% |

## NEW MEXICO STATE (2-2)

| ##     | PLAYER              | MIN | FG-A  | 3FG-A | FT-A | O-D-T    | PF | A | TO | BLK | STL | PTS |
|--------|---------------------|-----|-------|-------|------|----------|----|---|----|-----|-----|-----|
| 21     | QUEEN,TREVELIN *    | 32  | 5-15  | 2-7   | 0-0  | 5-2-7    | 4  | 1 | 3  | 1   | 0   | 12  |
| 13     | BOBBITT,G.J. *      | 23  | 1-5   | 1-4   | 3-4  | 1-0-1    | 2  | 1 | 0  | 0   | 0   | 6   |
| 3      | BROWN,TRELL *       | 20  | 1-8   | 1-5   | 3-4  | 0-2-2    | 0  | 0 | 5  | 0   | 1   | 6   |
| 15     | AURREGOECHEA,IVAN * | 22  | 2-5   | 0-0   | 0-0  | 1-1-2    | 2  | 1 | 2  | 0   | 0   | 4   |
| 1      | BUCHANAN,SHUNN *    | 21  | 0-1   | 0-0   | 0-0  | 1-1-2    | 0  | 3 | 3  | 0   | 0   | 0   |
| 10     | RICE,JABARI         | 20  | 4-6   | 4-5   | 2-4  | 1-2-3    | 3  | 0 | 2  | 0   | 1   | 14  |
| 55     | WILLIAMS,SHAWN      | 24  | 3-10  | 1-7   | 0-0  | 0-2-2    | 2  | 2 | 2  | 0   | 0   | 7   |
| 35     | MCCANTS,JOHNNY      | 19  | 1-2   | 0-1   | 0-1  | 0-5-5    | 1  | 1 | 0  | 0   | 0   | 2   |
| 24     | MCNAIR,WILLIAM      | 7   | 1-2   | 0-0   | 0-0  | 1-1-2    | 1  | 0 | 0  | 0   | 0   | 2   |
| 25     | BROWN,ROBERT        | 7   | 0-0   | 0-0   | 0-0  | 0-1-1    | 1  | 0 | 0  | 0   | 0   | 0   |
| 20     | JOSEPH,DAJOUR       | 5   | 0-1   | 0-1   | 0-0  | 0-0-0    | 1  | 0 | 1  | 0   | 0   | 0   |
| TM     | TEAM                | 0   | 0-0   | 0-0   | 0-0  | 3-2-5    | 0  | 0 | 2  | 0   | 0   | 0   |
| TOTALS | -                   | 200 | 18-55 | 9-30  | 8-13 | 13-19-32 | 17 | 9 | 20 | 1   | 2   | 53  |

32.7% 30.0% 61.5%

## #17/19 ARIZONA (4-0)

| ##     | PLAYER             | MIN | FG-A  | 3FG-A | FT-A  | O-D-T   | PF | A  | TO | BLK | STL | PTS |
|--------|--------------------|-----|-------|-------|-------|---------|----|----|----|-----|-----|-----|
| 22     | NNAJI,ZEKE *       | 29  | 7-7   | 0-0   | 5-5   | 1-3-4   | 2  | 0  | 3  | 2   | 1   | 19  |
| 1      | MANNION,NICO *     | 21  | 5-7   | 3-5   | 2-2   | 0-1-1   | 4  | 2  | 2  | 0   | 1   | 15  |
| 0      | GREEN,JOSEPH *     | 27  | 2-7   | 0-1   | 3-3   | 1-4-5   | 2  | 3  | 3  | 1   | 0   | 7   |
| 3      | SMITH,DYLAN *      | 20  | 2-6   | 2-4   | 0-0   | 0-2-2   | 0  | 0  | 0  | 1   | 0   | 6   |
| 4      | JETER,CHASE *      | 17  | 2-3   | 0-0   | 0-0   | 1-7-8   | 3  | 1  | 2  | 0   | 0   | 4   |
| 10     | BAKER, JR, JEMARL  | 16  | 6-9   | 4-6   | 0-0   | 0-3-3   | 0  | 1  | 0  | 0   | 2   | 16  |
| 13     | GETTINGS,STONE     | 16  | 2-6   | 0-0   | 1-1   | 2-0-2   | 1  | 0  | 1  | 2   | 2   | 5   |
| 14     | DOUTRIVE,DEVONAIRE | 16  | 2-4   | 0-1   | 1-2   | 1-0-1   | 0  | 2  | 1  | 0   | 0   | 5   |
| 5      | HAZZARD,MAX        | 19  | 1-4   | 1-4   | 0-0   | 0-2-2   | 2  | 4  | 0  | 0   | 0   | 3   |
| 11     | LEE,IRA            | 16  | 1-4   | 0-0   | 1-2   | 0-3-3   | 3  | 0  | 0  | 0   | 0   | 3   |
| 35     | KOLOKO,CHRISTIAN   | 3   | 0-0   | 0-0   | 0-0   | 0-0-0   | 0  | 0  | 0  | 0   | 0   | 0   |
| TM     | TEAM               | 0   | 0-0   | 0-0   | 0-0   | 1-1-2   | 0  | 0  | 0  | 0   | 0   | 0   |
| TOTALS | -                  | 200 | 30-57 | 10-21 | 13-15 | 7-26-33 | 17 | 13 | 12 | 6   | 6   | 83  |

52.6% 47.6% 86.7%

## GAME FOUR | NEW MEXICO STATE 53, #17/19 ARIZONA 83

STARTING A 10-POINT DEFICIT SQUARELY IN THE FACE AFTER THE GAME'S FIRST 3:45, THE NEW MEXICO STATE MEN'S BASKETBALL TEAM USED A 12-5 RUN POWERED BY THE PLAY OF SENIOR TREVELIN QUEEN TO CUT #17/19 ARIZONA'S LEAD DOWN TO THREE, BUT THE WILDCATS ANSWERED WITH A 28-9 RUN TO END THE FIRST HALF AND WALKED AWAY WITH AN 83-53 VICTORY SUNDAY AFTERNOON AT THE MCKALE CENTER.

SIZE AND SHOOTING WERE THE WILDCATS' BIGGEST ADVANTAGES AS FRESHMAN ZEKE NNAJI FINISHED WITH A GAME-HIGH 19 POINTS ON 7-OF-7 SHOOTING TO LEAD THE WILDCATS. ARIZONA SHOT 52.6-PERCENT (30-OF-57) FROM THE FIELD COMPARED TO A 32.7-PERCENT (18-OF-55) CLIP BY THE AGGIES.

### FIRST HALF

- SMACKED WITH A 10-0 ARIZONA RUN THROUGH THE GAME'S FIRST 3:45, THE AGGIES TURNED TO QUEEN TO POWER THEIR COMEBACK BID. THE SENIOR PUT IN THE FIRST OF HIS FOUR FIRST-HALF BUCKETS ON AN ACROBATIC LAYUP IN TRAFFIC TO GET THE VISITORS ON THE BOARD WITH 14:41 TO GO IN THE FRAME.
- QUEEN'S SCORE SERVED AS A RALLYING CRY TO HIS COMPATRIOTS AS NEW MEXICO STATE TOOK OFF ON A 12-3 RUN OVER A SPAN OF 3:08 TO CUT THE WILDCATS' DOUBLE-DIGIT LEAD DOWN TO JUST THREE.
- A PAIR OF TRIPLES COURTESY OF QUEEN BOOKENDED A POWERFUL FLUSH BY JOHNNY MCCANTS AT THE 12:05 MARK, AND QUEEN'S SECOND LONG-RANGE HIT PULLED HIS SQUAD WITHIN 15-12 WITH 11:33 LEFT.
- REGRETTABLY, THAT WAS AS CLOSE AS THE AGGIES WOULD COME TO GRABBING THE LEAD. USING A DEADLY COMBINATION OF SPEED, SHOOTING AND INSIDE PLAY, ARIZONA CLOSED OUT THE HALF ON A 28-9 RUN TO TAKE A 43-21 LEAD INTO THE LOCKER ROOM AT THE BREAK.
- SHAWN WILLIAMS CANNED A CORNER THREE TO CAP A 5-0 RUN DURING THE WILDCATS' BIG-TIME SURGE TO END THE HALF. THAT TRIPLE PULLED NEW MEXICO STATE WITHIN 11, 32-21, BUT ARIZONA ANSWERED BY SCORING THE FINAL 11 POINTS OF THE HALF TO OPEN UP A 21-POINT LEAD.
- ARIZONA SCORCHED THE NETS IN THE FIRST 20 MINUTES OF ACTION, PUTTING UP SHOOTING SPLITS OF .581/.571/1.000 COMPARED TO THE AGGIES' PERCENTAGES OF .308/.273/.667. ARIZONA LEANED HEAVILY ON THE PLAY OF STAR FRESHMAN NNAJI WHO Poured IN 15 POINTS ON 7-OF-7 SHOOTING THROUGH THE FRAME. JEMARI BAKER, JR., ADDED 10 WHILE QUEEN COUNTERED WITH 10 FOR THE AGGIES.

### SECOND HALF

- HOPING TO START THE SECOND HALF STRONG, THE AGGIES DID JUST THAT AS IVAN AURREGOECHEA CONVERTED A LAYUP 30 SECONDS IN THAT CUT THE WILDCATS' EDGE DOWN TO 20. THE SENIOR'S INSIDE SCORE STARTED A 3-0 SURGE FOR THE VISITORS, BUT AGAIN ARIZONA ANSWERED.
- NICO MANNION CANNED A PAIR OF DOWNTOWN BUCKETS ON BACK-TO-BACK WILDCAT POSSESSIONS TO PUT THE FINISHING TOUCHES ON A 13-3 RUN BY THE HOSTS THAT LEFT NEW MEXICO STATE AT A 56-27 DISADVANTAGE WITH 16:09 LEFT.
- THE WILDCATS' LEAD GREW TO 30 WHEN MANNION STRUCK FOR A MID-RANGE JUMPER THAT MADE MATTERS 58-28 WITH 14:42 REMAINING. ARIZONA'S EDGE FLUCTUATED BETWEEN 33 AND 27 POINTS FOR THE REMAINDER OF THE TILT.
- A SECOND-HALF OUTBURST BY RICE HELPED THE AGGIES TRY TO KEEP PACE WITH ARIZONA. ALL 14 OF THE GUARD'S POINTS CAME THROUGH THE FINAL 13 MINUTES OF ACTION.

### KEY PERFORMERS/STATISTICS OF NOTE

- RICE LED ALL AGGIE SCORERS, PUTTING IN A TEAM-HIGH 14 POINTS ON 4-OF-6 SHOOTING. THE REDSHIRT SOPHOMORE DRILLED A CAREER-HIGH FOUR THREE-POINTERS IN THE SETBACK, PUTTING FOURTH HIS SECOND MULTI-THREE OUTING OF THE SEASON IN THE PROCESS.
- QUEEN FINISHED WITH 12 AND A TEAM-HIGH SEVEN REBOUNDS FOR THE AGGIES WHO DROPPED THEIR SIXTH IN A ROW TO ARIZONA.
- A TRIO OF PLAYERS FINISHED WITH 15 OR MORE POINTS TO PACE THE WILDCATS. THAT GROUP WAS LED BY NNAJI AND HIS GAME-HIGH 19. BAKER, JR., PUT IN 16 WHILE MANNION FINISHED WITH 15 TO ROUND OUT THE WILDCATS' TOP THREE SCORERS.
- FOR THE GAME, THE WILDCATS SHOT .526/.476/.867 AND FINISHED WITH A +12 EDGE IN SHOTS MADE OVER THE AGGIES.

### COMING UP NEXT

- BACK INSIDE THE PAN AM CENTER FOR THE FINAL TIME THIS MONTH, THE AGGIES TURN THEIR ATTENTION TO THE FIRST OF TWO 2019-20 SHOWDOWNS IN THE BATTLE OF I-25. AT 7:00 P.M., THURSDAY NIGHT, NEW MEXICO STATE HOSTS IN-STATE AND MOUNTAIN WEST CONFERENCE ADVERSARY NEW MEXICO WITH STATE BRAGGING RIGHTS ON THE LINE.





# GAME 5



12-31 | 15-11

THURSDAY, NOVEMBER 21  
PAN AM CENTER • LAS CRUCES, NM  
ATTENDANCE: 7,286

NEW MEXICO STATE | 39 | 38 | 77  
NEW MEXICO | 37 | 41 | 78

|      |       |       |      |
|------|-------|-------|------|
| NMS  | FG-A  | 3FG-A | FT-A |
| 1ST  | 14-32 | 3-17  | 8-10 |
| HALF | 43.8% | 17.7% | 80%  |
| NMS  | FG-A  | 3FG-A | FT-A |
| 2ND  | 14-32 | 4-16  | 6-8  |
| HALF | 43.8% | 25%   | 75%  |

|      |       |       |       |
|------|-------|-------|-------|
| UNM  | FG-A  | 3FG-A | FT-A  |
| 1ST  | 11-24 | 3-10  | 12-15 |
| HALF | 45.8% | 30%   | 80%   |
| UNM  | FG-A  | 3FG-A | FT-A  |
| 2ND  | 17-28 | 1-5   | 6-9   |
| HALF | 60.7% | 20%   | 66.7% |

### NEW MEXICO STATE (2-3)

| ##     | PLAYER              | MIN | FG-A  | 3FG-A | FT-A  | O-D-T    | PF | A  | TO | BLK | STL | PTS |
|--------|---------------------|-----|-------|-------|-------|----------|----|----|----|-----|-----|-----|
| 21     | QUEEN, TREVELIN *   | 39  | 8-19  | 4-10  | 3-4   | 4-5-9    | 0  | 4  | 2  | 0   | 1   | 23  |
| 15     | AURRECOCHEA, IVAN * | 35  | 5-8   | 0-0   | 2-2   | 1-5-6    | 2  | 2  | 4  | 0   | 1   | 12  |
| 3      | BROWN, TERRELL *    | 31  | 3-10  | 1-8   | 3-3   | 0-1-1    | 2  | 5  | 1  | 0   | 1   | 10  |
| 13     | BOBBITT, C.J. *     | 21  | 3-7   | 1-4   | 1-2   | 3-3-6    | 4  | 0  | 3  | 0   | 1   | 8   |
| 1      | BUCHANAN, SHUNN *   | 18  | 1-4   | 0-2   | 0-1   | 1-1-2    | 4  | 3  | 1  | 0   | 1   | 2   |
| 10     | RICE, JABARI        | 21  | 4-7   | 0-3   | 5-6   | 1-2-3    | 2  | 1  | 1  | 0   | 1   | 10  |
| 55     | WILLIAMS, SHAWN     | 23  | 2-7   | 1-6   | 0-0   | 0-2-2    | 2  | 1  | 1  | 0   | 0   | 5   |
| 35     | MCCANTS, JOHNNY     | 11  | 2-2   | 0-0   | 0-0   | 1-3-4    | 5  | 1  | 0  | 0   | 1   | 4   |
| 24     | MCAIR, WILLIAM      | 1   | 0-0   | 0-0   | 0-0   | 0-0-0    | 0  | 0  | 0  | 0   | 0   | 0   |
| TM     | TEAM                | 0   | 0-0   | 0-0   | 0-0   | 4-0-4    | 0  | 0  | 1  | 0   | 0   | 0   |
| TOTALS | -                   | 200 | 28-64 | 7-33  | 14-18 | 15-22-37 | 21 | 17 | 14 | 0   | 7   | 77  |

43.8% 21.2% 77.8%

### RV/-- NEW MEXICO (5-1)

| ##     | PLAYER             | MIN | FG-A  | 3FG-A | FT-A  | O-D-T   | PF | A  | TO | BLK | STL | PTS |
|--------|--------------------|-----|-------|-------|-------|---------|----|----|----|-----|-----|-----|
| 5      | LYLE, JAQUAN *     | 38  | 9-14  | 2-5   | 4-5   | 0-0-0   | 3  | 2  | 5  | 0   | 3   | 24  |
| 15     | BRAGG, CARLTON *   | 30  | 5-6   | 0-0   | 4-4   | 3-3-6   | 4  | 1  | 3  | 1   | 4   | 14  |
| 11     | CALDWELL, J.J. *   | 37  | 3-4   | 0-0   | 3-5   | 0-3-3   | 0  | 7  | 1  | 0   | 0   | 9   |
| 2      | JACKSON, VANCE *   | 26  | 2-8   | 1-4   | 4-6   | 1-6-7   | 0  | 0  | 1  | 0   | 0   | 9   |
| 10     | MALUACH, MAKUACH * | 22  | 4-10  | 0-4   | 1-2   | 1-2-3   | 4  | 0  | 2  | 0   | 0   | 9   |
| 1      | MANGAULT, COREY    | 21  | 3-5   | 0-0   | 0-0   | 3-3-6   | 3  | 0  | 1  | 0   | 0   | 6   |
| 0      | MARTIN, ZANE       | 10  | 1-2   | 0-0   | 2-2   | 0-0-0   | 0  | 0  | 1  | 0   | 0   | 4   |
| 3      | MCGEE, KEITH       | 16  | 1-3   | 1-2   | 0-0   | 0-0-0   | 2  | 0  | 2  | 0   | 0   | 3   |
| TM     | TEAM               | 0   | 0-0   | 0-0   | 0-0   | 0-4-4   | 0  | 0  | 0  | 0   | 0   | 0   |
| TOTALS | -                  | 200 | 28-52 | 4-15  | 18-24 | 8-21-29 | 16 | 10 | 16 | 1   | 7   | 78  |

53.8% 26.7% 75.0%

### GAME FIVE | NEW MEXICO STATE 77, RV/-- NEW MEXICO 78

THE BATTLE OF I-25 WAS JUST THAT - A BATTLE - AS HOST NEW MEXICO STATE OWNED A FOUR-POINT LEAD WITH 2:22 TO GO, BUT CARLTON BRAGG CAPPED A GAME-ENDING 7-2 RUN BY NEW MEXICO WITH A PAIR OF MAKES AT THE FOUL LINE WITH 49 TICKS LEFT AND SHUNN BUCHANAN'S GAME-WINNING THREE-POINT TRY AT THE HORN WAS OFF THE MARK AS THE LOBOS EXITED THE PAN AM CENTER WITH A 78-77 VICTORY THURSDAY NIGHT.

THE 223RD MEETING BETWEEN THE PAIR OF AGE-OLD IN-STATE RIVALS FEATURED ITS FAIR SHARE OF PUNCHES AND COUNTERPUNCHES, BUT THE 12TH AND FINAL LEAD CHANGE OF THE GAME WITH LESS THAN ONE MINUTE REMAINING SNAPPED THE AGGIES' FIVE-GAME WINNING STREAK OVER THEIR HATED ADVERSARIES. THE LAST 30 SECONDS, HOWEVER, WAS ONE THAT LEFT FANS ON BOTH SIDES WITH FRAYED NERVES. EACH TEAM COMMITTED A PAIR OF THROWAWAYS THAT PROVED THE BATTLE OF I-25 IN INFREQUENTLY WITHOUT DRAMA.

#### FIRST HALF

- HOPING TO QUIET A RAUCOUS PRO-AGGIE CONGREGATION, NEW MEXICO THREW THE FIRST PUNCH WITH A 6-2 RUN THROUGH THE FIRST 1:43. FROM THERE, HOWEVER, THE HOSTS BEGAN TO GIVE THEIR CROWD SOMETHING TO CHEER ABOUT.
- OVER THE COURSE OF 6:26, NEW MEXICO STATE EMBARKED ON A 20-7 SCORING SPREE THAT TURNED THE TIDE IN FAVOR OF THE HOME SQUAD. SHAWN WILLIAMS AND TREVELIN QUEEN EACH LACED THREE-POINTERS THROUGH THAT SURGE WHILE THE LATTER THREW DOWN A CROWD-PLEASING DUNK TO IGNITE THE AGGIE FAITHFUL.
- JABARI RICE SPLIT A PAIR AT THE FOUL LINE WITH 11:21 LEFT IN THE FRAME TO HIKE THE HOSTS' EDGE TO 22-13, BUT THE AGGIES LEAD WOULD GET NO LARGER THAN THAT.
- THOUGH NEW MEXICO STATE TOOK A LEAD INTO THE LOCKER ROOM AT THE BREAK, THEIR TEAL-CLAD RIVALS MADE SURE IT WASN'T A LARGE ONE. THE MAIN CULPRIT BEHIND THE LOBOS' COMEBACK WAS JAQUAN LYLE WHO SCORED 10 OF THE LOBOS' FINAL 14 POINTS THROUGH THE LAST 5:32 OF THE FRAME.
- THE HIGH-SCORING GUARD'S SCORING OUTBURST WAS COUNTERED BY FOUR POINTS APIECE FROM IVAN AURRECOCHEA AND RICE TO MAKE SURE THE HOME TEAM DIDN'T FALL BEHIND, BUT ZANE MARTINEZ MADE IT A ONE-POSSESSION GAME HEADED INTO THE BREAK WITH A ONE-HANDED RUNNER IN THE LANE. THAT BUCKET MADE MATTERS 39-37 AT THE HALF IN FAVOR OF THE AGGIES.
- THE THREE-POINT LINE WAS A FRIEND TO NOBODY IN THE OPENING 20 MINUTES AS THE TEAMS COMBINED TO GO 6-OF-27 (.222) FROM LONG RANGE. EACH SQUAD, HOWEVER, COUNTERED THAT BY SHOOTING 80-PERCENT AT THE FOUL LINE AND NORTH OF 43-PERCENT FROM THE FIELD AS A WHOLE.

#### SECOND HALF

- A FIVE-POINT BURST BY C.J. BOBBITT CULMINATED WITH A DOWNTOWN SPLASHDOWN WHICH HANDED THE HOSTS A 44-39 EDGE THROUGH THE FIRST 1:39 OF THE FRAME. THAT LONG-RANGE MAKE WAS ONE OF THE RARE ONES FOR THE HOME TEAMS IN HALF NUMBER TWO, THOUGH, AS NEW MEXICO STATE WENT ONLY 4-OF-16 FROM BEYOND THE ARC.
- MAKUACH MALUACH PUSHED THE VISITORS IN FRONT FOR THE FIRST TIME SINCE THE OPENING HALF WITH A FAST-BREAK LAYUP THAT MADE MATTERS 47-46 WITH 16:21 LEFT, BUT QUEEN PUT THE FINISHING TOUCHES ON A 5-0 AGGIE RUN WITH A MASSIVE JAM TO GIVE THE HOSTS THE MOMENTUM ONCE AGAIN.
- QUEEN'S THROW DOWN MADE IT A FOUR-POINT EDGE FOR NEW MEXICO STATE, BUT THE AGGIES COULD NEVER EXTEND THEIR LEAD BEYOND THAT. NEW MEXICO RELIED ON AN 18-10 RUN WHICH WAS CAPPED BY A COREY MANGAULT LAYUP WITH 6:58 LEFT TO GIVE THE VISITORS A 67-63 EDGE.
- THE LEAD CHANGED HANDS THREE TIMES OVER THE NEXT 1:41, INCLUDING WHEN BUCHANAN FED RICE FOR AN UNCONTESTED LAYUP ON AN INBOUNDS PLAY THAT PUSHED THE AGGIES IN FRONT 70-69.
- COMING UP HUGE WITH A PAIR OF IMPRESSIVE HUSTLE PLAYS, JOHNNY MCCANTS BROKE A 71-71 DEADLOCK BY TOSSING DOWN A PUT-BACK JAM WITH 3:12 TO GO. HIS STEAL ON THE ENSUING NEW MEXICO POSSESSION PUT THE BALL BACK IN THE AGGIES HANDS, AND QUEEN DRILLED A PAIR OF FREE THROWS WITH 2:22 TO GO TO HAND THE HOSTS A 75-71 LEAD.
- A THREE-POINT PLAY BY J.J. CALDWELL WAS COUNTERED WITH A BASELINE JUMPER BY TERRELL BROWN TO KEEP THE AGGIES AHEAD, 77-76, WITH 1:17 TO GO, BUT A LOOSE BALL FOUL WITH 49 SECONDS LEFT SEND BRAGG TO THE FOUL LINE WHERE HE CONVERTED HIS TWO TRIES TO PUT THE LOBOS ON TOP THE REST OF THE WAY.
- AURRECOCHEA AND BUCHANAN EACH REGISTERED STEALS IN THE FINAL 26 SECONDS TO GIVE THE AGGIES MULTIPLE CHANCES, BUT THOSE TRIPS ENDED WITH A TURNOVER AND A MISSED THREE-POINTER. CALDWELL BRICKED A FREE THROW TRY WITH FOUR SECONDS TO GO, AND TERRELL BROWN GRABBED THE REBOUND AND FED BUCHANAN, BUT HIS DESPERATION SHOT WAS OFF THE MARK.

#### KEY PERFORMERS/STATISTICS OF NOTE

- IN HIS FIRST SHOWDOWN AGAINST THE LOBOS, QUEEN POURED IN A TEAM-HIGH 23 POINTS ON 8-OF-19 SHOOTING AND FINISHED ONE REBOUND SHY OF A DOUBLE-DOUBLE AFTER HE SNARED A GAME-HIGH NINE.
- QUEEN WAS JOINED IN DOUBLE-DIGITS BY RICE (13), AURRECOCHEA (12) AND TERRELL BROWN (10), BUT THE LOBOS USED 38 COMBINED POINTS FROM LYLE (24) AND BRAGG (14) TO GET THE JOB DONE.
- NEITHER TEAM SHOT THE BALL PARTICULARLY WELL FROM THREE-POINT LAND, BUT THE AGGIES CONVERTED JUST 21.2-PERCENT (7-OF-33) OF THEIR TRIES.
- THE AGGIES SAW THEIR FIVE-GAME WINNING STREAK OVER THE LOBOS COME TO AN END. THAT WAS TIED FOR THE THIRD-LONGEST WINNING STREAK BY NEW MEXICO STATE IN THE ALL-TIME SERIES. ADDITIONALLY, HEAD COACH CHRIS JANS SUFFERED HIS FIRST SETBACK TO NEW MEXICO DURING HIS TENURE AS THE AGGIES' HEAD MAN.



# GAME 6



**78** VS **70**  
13-31 | 13-31

MONDAY, NOVEMBER 25  
JOHN GRAY GYM - GEORGE TOWN, GRAND CAYMAN  
ATTENDANCE: 736

NEW MEXICO STATE | 34 | 26 | 18 | 78  
COLORADO STATE | 29 | 31 | 10 | 70

|                      | FG-A  | 3FG-A | FT-A  |
|----------------------|-------|-------|-------|
| <b>NMS 1ST HALF</b>  | 13-26 | 5-14  | 3-4   |
|                      | 50%   | 35.7% | 75%   |
| <b>NMS 2ND HALF</b>  | 11-27 | 1-9   | 3-4   |
|                      | 40.7% | 11.1% | 75%   |
| <b>NMS OVER TIME</b> | 4-8   | 2-4   | 8-8   |
|                      | 50%   | 50%   | 100%  |
| <b>CSU 1ST HALF</b>  | 11-21 | 4-7   | 3-4   |
|                      | 52.4% | 57.1% | 75%   |
| <b>CSU 2ND HALF</b>  | 11-21 | 2-6   | 7-10  |
|                      | 52.4% | 33.3% | 70%   |
| <b>CSU OVER TIME</b> | 2-7   | 1-3   | 5-9   |
|                      | 28.6% | 33.3% | 55.6% |

### NEW MEXICO STATE (2-3)

| ##     | PLAYER            | MIN | FG-A  | 3FG-A | FT-A  | O-D-T   | PF | A  | TO | BLK | STL | PTS |
|--------|-------------------|-----|-------|-------|-------|---------|----|----|----|-----|-----|-----|
| 21     | QUEENTREVELIN *   | 41  | 7-17  | 1-7   | 4-4   | 0-3-3   | 4  | 2  | 6  | 0   | 3   | 19  |
| 13     | BOBBITT,G.J. *    | 37  | 4-8   | 0-2   | 1-1   | 2-0-2   | 1  | 2  | 3  | 0   | 0   | 9   |
| 15     | AURRECOEHEA,IVAN* | 19  | 1-3   | 1-1   | 3-4   | 0-0-0   | 3  | 2  | 2  | 0   | 0   | 6   |
| 1      | BUCHANAN,SHUNN *  | 34  | 2-5   | 0-1   | 0-0   | 0-8-8   | 3  | 3  | 0  | 0   | 0   | 4   |
| 3      | BROWN,TERRELL *   | 19  | 0-6   | 0-6   | 0-0   | 0-1-1   | 0  | 2  | 1  | 0   | 0   | 0   |
| 10     | RICE,JABARI       | 25  | 7-10  | 3-4   | 4-4   | 3-5-8   | 2  | 1  | 0  | 0   | 0   | 21  |
| 35     | MCCANTS,JOHNNY    | 26  | 4-7   | 1-3   | 0-1   | 2-3-5   | 5  | 1  | 2  | 1   | 3   | 9   |
| 55     | WILLIAMS,SHAWN    | 19  | 2-4   | 2-3   | 2-2   | 1-1-2   | 0  | 0  | 1  | 0   | 0   | 8   |
| 24     | MCNAIR,WILLIAM    | 5   | 1-1   | 0-0   | 0-0   | 0-2-2   | 1  | 0  | 0  | 0   | 0   | 2   |
| TM     | TEAM              | 0   | 0-0   | 0-0   | 0-0   | 1-0-1   | 0  | 0  | 1  | 0   | 0   | 0   |
| TOTALS | -                 | 225 | 28-61 | 8-27  | 14-16 | 9-23-32 | 19 | 13 | 16 | 1   | 6   | 78  |

### COLORADO STATE (3-3)

| ##     | PLAYER             | MIN | FG-A  | 3FG-A | FT-A  | O-D-T   | PF | A  | TO | BLK | STL | PTS |
|--------|--------------------|-----|-------|-------|-------|---------|----|----|----|-----|-----|-----|
| 32     | CARVACHO,NICO *    | 36  | 6-10  | 0-0   | 6-12  | 1-5-6   | 2  | 2  | 2  | 0   | 1   | 18  |
| 4      | STEVENS,ISAIAH *   | 25  | 6-12  | 4-7   | 1-1   | 0-3-3   | 1  | 4  | 6  | 0   | 2   | 17  |
| 1      | MARTIN,KRIS *      | 38  | 2-7   | 1-3   | 4-5   | 0-3-3   | 2  | 2  | 3  | 0   | 0   | 9   |
| 3      | MOORE,KENDLE *     | 35  | 2-3   | 0-0   | 0-0   | 0-1-1   | 3  | 3  | 2  | 0   | 3   | 4   |
| 31     | THISTLEWOOD,ADAM * | 31  | 2-5   | 0-3   | 0-0   | 0-5-5   | 2  | 1  | 2  | 0   | 0   | 4   |
| 21     | RODDY,DAVID        | 25  | 3-7   | 1-2   | 4-5   | 1-6-7   | 5  | 0  | 4  | 0   | 2   | 11  |
| 0      | EDWARDS,HYRON      | 29  | 3-3   | 1-1   | 0-0   | 0-0-0   | 1  | 1  | 1  | 0   | 1   | 7   |
| 11     | THOMAS,DISCHON     | 6   | 0-2   | 0-0   | 0-0   | 0-0-0   | 0  | 0  | 0  | 0   | 0   | 0   |
| TM     | TEAM               | 0   | 0-0   | 0-0   | 0-0   | 2-1-3   | 0  | 0  | 0  | 0   | 0   | 0   |
| TOTALS | -                  | 225 | 24-49 | 7-16  | 15-23 | 4-24-28 | 16 | 13 | 20 | 0   | 9   | 70  |

49.0% 43.8% 85.2%

### GAME SIX | NEW MEXICO STATE 78, COLORADO STATE 70 (OT)

THURSDAY NIGHT INSIDE THE PAN AM CENTER, REDSHIRT SOPHOMORE JABARI RICE MISSED A POTENTIAL GAME-WINNING CORNER THREE IN THE WAINING SECONDS AGAINST NEW MEXICO WHICH WOULD HAVE PUT HIS TEAM IN A GREAT POSITION TO WIN.

WITH HIS TEAM HEADED TO OVERTIME ON INTERNATIONAL SOIL, RICE SEIZED THE MOMENT AND PROCEEDED TO GET THE JOB DONE.

COLORADO STATE FORCED OVERTIME WHEN DAVID RODDY DRILLED A PAIR OF FREE THROWS WITH THREE SECONDS TO GO, BUT ONCE THE EXTRA SESSION STARTED RICE SIMPLY TOOK OVER AND SCORED 12 OF HIS GAME-HIGH 21 POINTS TO LEAD THE AGGIES TO A HARD-FOUGHT 78-70 WIN OVER THE RAMS IN THE OPENING GAME OF THE 2019 CAYMAN CLASSIC MONDAY AFTERNOON INSIDE JOHN GRAY GYMNASIUM.

A SCORCHING HOT SHOOTING START ALLOWED THE AGGIES TO OPEN UP A 16-POINT LEAD (32-16) WITH 6:55 REMAINING IN THE OPENING STANZA, BUT THE RAMS CHIPPED AWAY FOR THE REMAINDER OF REGULATION AND TIED THINGS UP ON TWO OCCASIONS THROUGH THE SECOND HALF.

#### FIRST HALF

- GIVEN THE DIRECTIVE TO IMPOSE THEIR WILL ON THE RAMS, THE AGGIES DID JUST THAT THROUGH THE EARLY STAGES OF THE OPENING FRAME. TREVELIN QUEEN STARTED THE GAME WITH A FAST-BREAK DUNK AND ADDED HIS LONE THREE-POINTER ON THE AGGIES' ENSUING POSSESSION TO SET THE TONE.
- QUEEN'S SINGLE-HANDED SCORING OUTBURST WAS THE START OF SOMETHING GOOD FOR NEW MEXICO STATE. THE SENIOR POURED IN NINE OF THE AGGIES' FIRST 13 POINTS OF THE GAME BEFORE GIVING WAY TO HIS TEAMMATES. THROUGH NEW MEXICO STATE'S SIZABLE SURGE TO START THE GAME, IVAN AURRECOEHEA, JOHNNY MCCANTS AND SHAWN WILLIAMS EACH HIT LONG-RANGE SHOTS.
- AURRECOEHEA'S DOWNTOWN SWISH HIKED THE HOME TEAM'S LEAD TO 15-29-14, WITH 8:10 LEFT IN THE HALF. ON THE AGGIES' NEXT POSSESSION, THE SENIOR SANK THE SECOND OF HIS TWO FREE THROW TRIES TO PUT HIS SQUAD UP 30-14.
- SHUNN BUCHANAN KEPT IT A 16-POINT EDGE FOR NEW MEXICO STATE BY HITTING A RUNNER IN THE LANE WITH 6:55 TO GO IN THE STANZA, BUT FROM THERE THE RAMS BEGAN THEIR COMEBACK.
- A PAIR OF OLD-FASHIONED THREE-POINT PLAYS AS WELL AS FOUR POINTS FROM ADAM THISTLEWOOD HELPED COLORADO STATE CLOSE THE HALF ON A 13-2 RUN. KENDLE MOORE CLOSED THE SCORING IN THE FIRST HALF BY CONVERTING A FAST-BREAK LAYUP THAT SHRANK THE AGGIES' LEAD TO 34-29 AT THE BREAK.
- AFTER HITTING FIVE OF THEIR FIRST 10 TRIES FROM LONG RANGE, THE AGGIES MISSED THEIR LAST SEVEN TO CLOSE OUT THE HALF. NEW MEXICO STATE PUT UP SHOOTING SPLITS OF .500/.357/.750 IN THE FRAME COMPARED TO FIGURES OF .524/.571/.750 BY THE COMEBACK-DRIVEN RAMS.

#### SECOND HALF

- WITH ONE OF THE NATION'S PREMIER INTERIOR SCORERS AT THEIR DISPOSAL, THE RAMS ELECTED TO GET THE ROCK TO HIM EARLY AND OFTEN IN ORDER TO TRY AND GRAB THE WIN. COLORADO STATE TURNED TO NICO CARVACHO FREQUENTLY IN THE SECOND HALF AND THE SENIOR MANAGED TO SCORE FIVE POINTS DURING THE RAMS' 10-6 RUN THROUGH THE FIRST 5:03 OF THE SECOND STANZA.
- A FREE THROW MAKE BY CARVACHO CUT THE AGGIES' LEAD DOWN TO 40-39, BUT THE COMBINATION OF QUEEN AND RICE KEPT NEW MEXICO STATE AFLOAT. THAT PAIR COMBINED TO SCORE 12 OF THE AGGIES' FIRST 14 POINTS OF THE HALF AND QUEEN HIKED HIS POINT TOTAL TO 17 WITH A JUMPER IN THE LANE THAT EXTENDED NEW MEXICO STATE'S LEAD TO 48-43.
- QUEEN'S MID-RANGE JOB TURNED OUT TO BE THE LAST POINTS THE AGGIES WOULD PUT IN FOR ALMOST THREE MINUTES. CARVACHO PUT THE FINISHING TOUCHES ON A 5-0 COLORADO STATE RUN WITH A TWO-HANDED JAM THE KNOTTED THE GAME AT 48-ALL WITH 9:06 LEFT.
- C.J. BOBBITT TOOK HIS TURN IN THE SPOTLIGHT AFTER CARVACHO'S RIM-ROCKER, SCORING FIVE IN A ROW FOR THE AGGIES TO POWER A 10-2 RUN THAT HIKED THE HOSTS' EDGE TO 58-50 WITH 5:12 LEFT IN REGULATION. RICE CANNED A CORNER THREE DURING THAT SPURT WHILE MCCANTS CONVERTED AN OFF-BALANCE SECOND-CHANCE LAYUP TO EXTEND THE AGGIES' LEAD TO 58-50.
- MCCANTS FLUSHED IN A DUNK WITH THREE MINUTES LEFT TO PUT THE AGGIES AHEAD 60-53, BUT SEVEN COLORADO STATE POINTS IN THE LAST 2:43 OF REGULATION FORCED OVERTIME.

#### OVERTIME

- FOLLOWING 92 SECONDS OF SCORELESS ACTION, RICE HANDED THE AGGIES THE LEAD FOR GOOD BY SPLASHING A PAIR OF SHOTS AT THE FOUL LINE, THAT STARTED A RUN WHERE THE SOPHOMORE SLUNG IN 12 OF 14 POINTS FOR NEW MEXICO STATE.
- RICE ENDED HIS PERSONAL SCORING SURGE WITH A STRAIGHTAWAY THREE-POINTER AS TIME EXPIRED ON THE SHOT CLOCK THAT PUT THE AGGIES UP 72-63 WITH 47 SECONDS LEFT.
- LETTING THEIR DEFENSE SHINE IN THE EXTRA PERIOD, THE AGGIES DIDN'T ALLOW COLORADO STATE TO PUT IN A FIELD GOAL THROUGH THE FIRST 4:34 OF OVERTIME. COLORADO STATE SHOT JUST .286/.333/.556 IN OVERTIME.

#### KEY PERFORMERS/STATISTICS OF NOTE

- RICE'S SCORING OUTBURST REPRESENTED THE MAJORITY OF THE POINTS GENERATED BY AN OFFENSIVE-MINDED NEW MEXICO STATE BENCH UNIT. IN ALL, 40 OF THE AGGIES' 78 POINTS (51.3-PERCENT) CAME FROM THEIR RESERVES AND FOR THE GAME NEW MEXICO STATE'S BENCH OUTSCORED THE RAMS BY A 40-18 MARGIN.
- FOR JUST THE SECOND TIME THIS SEASON, THE AGGIES NEVER TRAILED IN THE GAME. THE ONLY OTHER TIME SO FAR THIS SEASON NEW MEXICO STATE NEVER FELL BEHIND WAS IN ITS SEASON-OPENING VICTORY OVER WESTERN NEW MEXICO.
- RICE (3-FOR-4) AND WILLIAMS (2-FOR-3) COMBINED TO GO 5-FOR-7 (.714) FROM LONG RANGE IN THE AGGIES' WIN. THE REST OF THE TEAM WENT 3-FOR-20 (.150).
- JOINING RICE IN DOUBLE-DIGITS WAS QUEEN WHO ADDED 19 ON 7-OF-17 SHOOTING. BOBBITT AND MCCANTS ADDED NINE POINTS APEICE IN THE WIN. RICE AND SHUNN BUCHANAN TIED FOR GAME-HIGHS IN THE REBOUNDING DEPARTMENT BY TOTALING EIGHT EACH.





# GAME 7



# 65 VS 45

|4-31 | 13-31

TUESDAY, NOVEMBER 26  
JOHN GRAY GYM - GEORGE TOWN, GRAND CAYMAN  
ATTENDANCE: 755

NEW MEXICO STATE | 34 | 26 | 18  
USF | 20 | 25 | 145

|          |       |       |       |
|----------|-------|-------|-------|
| NMS      | FG-A  | 3FG-A | FT-A  |
| 1ST HALF | 12-26 | 6-13  | 2-4   |
| NMS      | 46.2% | 46.2% | 50%   |
| NMS      | FG-A  | 3FG-A | FT-A  |
| 2ND HALF | 12-24 | 5-8   | 4-6   |
| NMS      | 50%   | 62.5% | 66.7% |
| USF      | FG-A  | 3FG-A | FT-A  |
| 1ST HALF | 8-25  | 2-10  | 2-2   |
| USF      | 32%   | 20%   | 100%  |
| USF      | FG-A  | 3FG-A | FT-A  |
| 2ND HALF | 8-22  | 3-6   | 6-9   |
| USF      | 36.4% | 50%   | 66.7% |

### NEW MEXICO STATE (4-3)

| ##     | PLAYER               | MIN | FG-A  | 3FG-A | FT-A  | O-D-T   | PF | A  | TO | BLK | STL | PTS |
|--------|----------------------|-----|-------|-------|-------|---------|----|----|----|-----|-----|-----|
| 21     | QUEEN, TREVELIN *    | 15  | 4-7   | 2-4   | 0-0   | 1-0-1   | 3  | 0  | 0  | 0   | 0   | 10  |
| 13     | BOBBITT, C. J. *     | 19  | 3-5   | 1-2   | 0-0   | 2-3-5   | 0  | 1  | 0  | 0   | 2   | 7   |
| 1      | BUCHANAN, SHUNN *    | 28  | 2-4   | 0-0   | 1-1   | 0-2-2   | 2  | 5  | 3  | 0   | 2   | 5   |
| 15     | AURRECOECHEA, IVAN * | 23  | 1-5   | 0-0   | 3-6   | 1-6-7   | 1  | 1  | 0  | 2   | 1   | 5   |
| 3      | BROWN, TERRELL *     | 25  | 1-2   | 1-2   | 0-0   | 0-1-1   | 1  | 2  | 2  | 0   | 0   | 3   |
| 55     | WILLIAMS, SHAWN      | 21  | 4-7   | 3-6   | 2-3   | 0-2-2   | 2  | 1  | 3  | 0   | 0   | 13  |
| 36     | MCCANTS, JOHNNY      | 22  | 4-7   | 2-3   | 0-0   | 1-6-7   | 0  | 1  | 0  | 0   | 1   | 10  |
| 10     | RICE, JABARI         | 30  | 3-8   | 2-4   | 0-0   | 2-2-4   | 2  | 1  | 3  | 0   | 1   | 8   |
| 24     | MCNAIR, WILLIAM      | 10  | 1-2   | 0-0   | 0-0   | 0-1-1   | 0  | 0  | 0  | 0   | 0   | 2   |
| 25     | BROWN, ROBERT        | 3   | 1-2   | 0-0   | 0-0   | 0-0-0   | 1  | 0  | 0  | 0   | 0   | 2   |
| 2      | OWENS, TENNESSEE     | 2   | 0-0   | 0-0   | 0-0   | 0-0-0   | 0  | 0  | 0  | 0   | 0   | 0   |
| 32     | REWALT, BRYCE        | 2   | 0-0   | 0-0   | 0-0   | 0-0-0   | 0  | 0  | 0  | 0   | 0   | 0   |
| 20     | JOSEPH, DAJOUR       | 0+  | 0-1   | 0-0   | 0-0   | 0-0-0   | 0  | 0  | 0  | 0   | 0   | 0   |
| TM     | TEAM                 | 0   | 0-0   | 0-0   | 0-0   | 2-0-2   | 0  | 0  | 2  | 0   | 0   | 0   |
| TOTALS | -                    | 200 | 24-50 | 11-21 | 6-10  | 9-23-32 | 12 | 12 | 13 | 2   | 7   | 65  |
|        |                      |     | 48.0% | 52.4% | 60.0% |         |    |    |    |     |     |     |

### USF (3-3)

| ##     | PLAYER             | MIN | FG-A  | 3FG-A | FT-A  | O-D-T   | PF | A | TO | BLK | STL | PTS |
|--------|--------------------|-----|-------|-------|-------|---------|----|---|----|-----|-----|-----|
| 3      | RIEADU, LAQUINCY * | 21  | 4-7   | 2-3   | 1-3   | 1-2-3   | 4  | 2 | 3  | 0   | 0   | 11  |
| 2      | DAWSON, EZACURAS * | 32  | 1-3   | 1-1   | 5-6   | 1-3-4   | 0  | 1 | 1  | 0   | 0   | 8   |
| 0      | COLLINS, DAVID *   | 30  | 3-10  | 0-2   | 0-0   | 0-1-1   | 2  | 0 | 2  | 0   | 1   | 6   |
| 4      | DURR, MICHAEL *    | 27  | 3-6   | 0-0   | 0-0   | 3-3-6   | 2  | 0 | 3  | 4   | 0   | 6   |
| 13     | BROWN, JUSTIN *    | 20  | 1-8   | 0-4   | 0-0   | 1-1-2   | 1  | 0 | 1  | 0   | 0   | 2   |
| 33     | MACK, B. J.        | 5   | 2-2   | 1-1   | 0-0   | 0-0-0   | 0  | 0 | 0  | 0   | 0   | 5   |
| 5      | WILLIAMS, RASHUN   | 17  | 1-3   | 1-2   | 0-0   | 0-1-1   | 1  | 0 | 1  | 0   | 1   | 3   |
| 1      | CASTANEDA, XAVIER  | 24  | 1-6   | 0-2   | 0-0   | 0-3-3   | 1  | 4 | 2  | 0   | 1   | 2   |
| 22     | AKEC, MADUT        | 4   | 0-0   | 0-0   | 2-2   | 1-1-2   | 0  | 0 | 0  | 0   | 0   | 2   |
| 34     | MARICEVIC, ANTUN   | 13  | 0-1   | 0-0   | 0-0   | 1-1-2   | 0  | 0 | 2  | 0   | 2   | 0   |
| 24     | CHAPLIN, JAMIR     | 7   | 0-1   | 0-1   | 0-0   | 0-1-1   | 3  | 0 | 0  | 0   | 0   | 0   |
| TM     | TEAM               | 0   | 0-0   | 0-0   | 0-0   | 0-1-1   | 0  | 0 | 1  | 0   | 0   | 0   |
| TOTALS | -                  | 200 | 16-47 | 5-16  | 8-11  | 8-18-26 | 14 | 7 | 16 | 4   | 5   | 45  |
|        |                    |     | 34.0% | 31.3% | 72.7% |         |    |   |    |     |     |     |

### GAME SEVEN | NEW MEXICO STATE 65, USF 45

LOSING IS A WORD THAT HAS ALMOST NO ASSOCIATION WITH NEW MEXICO STATE BASKETBALL. THAT'S WHY IT WAS SO ALARMING TO COACHES, PLAYERS AND FANS TO SEE THE AGGIES GO THROUGH THEIR EARLY-SEASON STRUGGLES.

FINALLY, AFTER A FEW WEEKS THAT SEEMED MUCH LONGER THAN THEY ACTUALLY WERE, THE AGGIES STARTED TO MAKE THE RIGHT MOVES. DO THE THINGS THEY HAD DONE IN THE PAST. LOOK HOW THEY WERE SUPPOSED TO LOOK. THAT WAS ESPECIALLY TRUE TUESDAY.

FOR NEW MEXICO STATE HEAD COACH CHRIS JANS, HE WITNESSED 40 MINUTES OF FAMILIARITY. FORTY MINUTES THAT WERE LONG AWAITED AND FORTY MINUTES THAT REMINDED ONLOOKERS WHAT AGGIE BASKETBALL STANDS FOR.

IN A PERFORMANCE REMINISCENT OF WHAT AGGIE HOOPS HAS LOOKED LIKE AT ITS BEST, SHAWN WILLIAMS LED A WELL-BALANCED SCORING EFFORT WITH A GAME-HIGH 13 POINTS. JOHNNY MCCANTS AND TREVELIN QUEEN PUT IN 10 APiece AND NEW MEXICO STATE MADE LIFE EXCEPTIONALLY DIFFICULT FOR USF ON THE OFFENSIVE END TO CLAIM A 65-45 WIN IN THE CAYMAN CLASSIC.

USING AN OFFENSE THAT HIT 48-PERCENT (24-OF-50) OF ITS SHOTS AS WELL AS A DEFENSE THAT HELD THE BULLS TO A SHOOTING CLIP OF 34-PERCENT (16-OF-47), THE AGGIES REGISTERED THEIR MOST LOPSIDED VICTORY OF THE SEASON OVER AN NCAA DIVISION I OPPONENT AND WILL HAVE THE OPPORTUNITY TO PLAY FOR THE CAYMAN CLASSIC TITLE WEDNESDAY.

#### FIRST HALF

- WANTING TO EXCLUDE THE AGGIES FROM THE CAYMAN CLASSIC CHAMPIONSHIP GAME, USF CAME OUT AS THE AGGRESSORS EARLY ON AND STARTED THE GAME ON A 12-6 RUN THROUGH THE FIRST 6:32.
- THROUGH THAT SURGE, THE BULLS GOT DUNKS FROM MICHAEL DURR AND DAVID COLLINS TO ENERGIZE THEIR CROWD. COLLINS' RIM-ROCKER CAME ON A FAST BREAK AND PUT THE AGGIES IN A 12-6 HOLE THAT THEY SOON BEGAN TO CLIMB OUT OF.
- OVER THE NEXT 5:28, NEW MEXICO STATE TOOK OFF ON A 14-2 RUN TO TAKE CONTROL OF THE GAME FOR GOOD. FIVE DIFFERENT PLAYERS PUT IN POINTS FOR THE AGGIES THROUGH THAT SURGE AND TERRELL BROWN, MCCANTS AND WILLIAMS EACH HIT THREE-POINTERS DURING IT. SHUNN BUCHANAN HANDED HIS TEAM THE LEAD THE REST OF THE WAY BY PUTTING THE FINISHING TOUCHES ON AN OLD-FASHIONED THREE-POINT PLAY WITH A MAKE AT THE FOUL LINE THAT MADE MATTERS 15-14 AGGIES WITH 9:53 LEFT IN THE HALF.
- WITH THEIR OFFENSE HUMMING, THE AGGIES ALSO TURNED THEIR DEFENSE UP A NOTCH OR TWO TO EXTEND THEIR LEAD. THROUGH THE LAST 6:53 OF THE HALF, NEW MEXICO STATE DID NOT ALLOW USF TO PUT IN A SINGLE FIELD GOAL.
- EZACURAS DAWSON DRAINED TWO FREE THROWS WITH 6:06 LEFT TO CUT THE AGGIES' LEAD TO 22-20, BUT NEW MEXICO STATE ENDED THE HALF ON A 10-0 RUN FEATURING FIVE POINTS FROM MCCANTS, A JUMPER FROM WILLIAMS AND A STEP-BACK TRIPLE BY JABARI RICE THAT HELPED IT TAKE A 32-20 LEAD INTO THE LOCKER ROOM AT THE HALF.
- THE BULLS SHOT JUST .320/.200/1.000 IN THE HALF WHILE NEW MEXICO STATE OPERATED AT A CLIP OF .462/.462/.500 THROUGH THE OPENING 20 MINUTES.

#### SECOND HALF

- HOPING TO CUT INTO THE AGGIES' LEAD, THE BULLS WENT TO LAQUINCY RIEADU RIGHT OFF THE BAT IN THE SECOND HALF AND THE GUARD CONVERTED A JUMPER IN THE LANE TO PULL USF WITHIN 10, BUT THE AGGIES MADE SURE THAT WOULDNT LEAD TO ANYTHING MORE FROM THEIR AMERICAN ATHLETIC CONFERENCE FOES.
- RICE SWIRLED IN A PUT-BACK LAYUP TO BEGIN AN 8-0 AGGIE RUN THAT PUSHED THEIR LEAD FROM 10 TO 18, 40:22. WITH 16:14 TO GO IN THE GAME.
- THE BULLS ANSWERED WITH A 10-2 RUN OF THEIR OWN, WHICH CONCLUDED WITH A THREE-POINTER OFF THE MITTS OF RIEADU THAT SHRANK THE AGGIES' LEAD TO 42-32 WITH 12:25 REMAINING. FROM THERE, SHAWN WILLIAMS GOT GOING AND LED A GAME-CLINCHING RUN THAT ALL BUT SEWED THINGS UP FOR THE AGGIES.
- FOULED ON A THREE-POINT TRY ON THE POSSESSION RIGHT AFTER RIEADU'S LONG BALL, WILLIAMS CONVERTED ALL THREE OF HIS FREE THROW TRIES AND FOLLOWED UP THOSE MAKES FROM THE STRIPE WITH A PAIR OF LONG-RANGE HITS THAT HIKEED NEW MEXICO STATE'S LEAD TO 17, 50:33.
- WILLIAMS' PERSONAL 9-1 RUN WAS THE STARTING POINTS OF THE AGGIES' MASSIVE 21-4 SURGE THAT SPANNED 8:26 OF THE DECIDING FRAME. THROUGH THAT SIZABLE SURGE, NEW MEXICO STATE WATCHED RICE AND QUEEN ADD TO ITS DOWNTOWN BARRAGE. AFTER PUTTING IN 21 A LITTLE OVER 24 HOURS PRIOR, RICE SWISHED A TRIPLE WHILE QUEEN ADDED TWO MORE THROUGH THE SPURT. QUEEN'S FINAL LONG BALL EXTENDED THE AGGIES' ALREADY MASSIVE LEAD TO 27, 63:36. WITH 3:59 LEFT.
- NEW MEXICO STATE HELD THE BULLS WITHOUT A FIELD GOAL FOR A STRETCH OF 4:15 THROUGH THE DECIDING HALF.
- THE AGGIES WERE LIGHTS OUT FROM THE FIELD IN THE SECOND HALF, PUTTING UP SHOOTING SPLITS OF .500/.625/.667 IN THE HALF WHILE HOLDING THE BULLS TO A LINE OF .364/.500/.667.

#### KEY PERFORMERS/STATISTICS OF NOTE

- AFTER GOING THROUGH THEIR FAIR SHARE OF TROUBLES FROM LONG RANGE EARLIER IN THE YEAR, THE AGGIES DISCOVERED THEIR DOWNTOWN TOUCH IN THEIR BEATDOWN OF THE BULLS. NEW MEXICO STATE SHOT A SEASON-BEST 52.4-PERCENT (11-OF-21) FROM THREE-POINT RANGE WHICH IS THE THIRD-HIGHEST SINGLE-GAME THREE-POINT FIELD GOAL PERCENTAGE IN JANS' TENURE AS HEAD COACH.
- TEN OF THE 13 AGGIES WHO SAW THE COURT IN THE BLOWOUT NETTED POINTS. NONE MORE THAN WILLIAMS WHO FINISHED WITH A GAME-HIGH 13 ON 4-OF-7 SHOOTING. MCCANTS PUT IN 10 AND GRABBED A GAME-BEST SEVEN REBOUNDS AS WELL. HAMPERED BY FOUL TROUBLE IN THE FIRST HALF QUEEN PUT IN ALL 10 OF HIS POINTS IN THE SECOND HALF.
- SHUNN BUCHANAN DISHED OUT A GAME-HIGH FIVE ASSISTS AND THE AGGIES REGISTERED 12 ASSISTS ON THEIR 24 MADE FIELD GOALS.
- FOR THE BULLS, THEY WERE HELD TO THEIR LOWEST POINT TOTAL SINCE NETTING JUST 40 POINTS IN A 63-40 AMERICAN ATHLETIC CONFERENCE SETBACK AT HOUSTON ON JAN. 28, 2018.
- RIEADU WAS THE ONLY USF PLAYER WHO DID ANYTHING OF CONSEQUENCE, FINISHING WITH 11 POINTS, THREE REBOUNDS AND TWO OF THE BULLS' SEVEN ASSISTS. RIEADU WAS RESPONSIBLE FOR HITTING TWO OF HIS TEAM'S THREE-POINTERS, BUT OUTSIDE OF HIM USF SHOT ONLY 3-OF-13 (23.1) FROM LONG RANGE.
- JANS MOVED TO 2-0 ALL-TIME AGAINST USF IN HIS COACHING CAREER AND PUSHED HIS RECORD IN MTE EVENTS AS THE AGGIES' BENCH BOSS TO 7-2 (778). ADDITIONALLY, JANS MOVED TO 3-0 AS NEW MEXICO STATE'S HEAD COACH WHEN PLAYING TEAMS FROM THE STATE OF FLORIDA.





# GAME 8



## 64 vs 68

|4-4| |8-1|

WEDNESDAY, NOVEMBER 27  
JOHN GRAY GYM - GEORGE TOWN, GRAND CAYMAN  
ATTENDANCE: 1492

NEW MEXICO STATE | 34 | 26 | 18  
GEORGE MASON | 20 | 25 | 145

|      |       |       |       |
|------|-------|-------|-------|
| NMS  | FG-A  | 3FG-A | FT-A  |
| 1ST  | 14-31 | 3-12  | 4-4   |
| HALF | 45.2% | 25%   | 100%  |
| NMS  | FG-A  | 3FG-A | FT-A  |
| 2ND  | 11-32 | 5-17  | 2-4   |
| HALF | 34.4% | 29.4% | 50%   |
| GMU  | FG-A  | 3FG-A | FT-A  |
| 1ST  | 10-24 | 1-5   | 2-4   |
| HALF | 41.7% | 20%   | 50%   |
| GMU  | FG-A  | 3FG-A | FT-A  |
| 2ND  | 15-27 | 4-10  | 11-12 |
| HALF | 55.6% | 40%   | 91.7% |

### NEW MEXICO STATE (4-4)

| ##     | PLAYER              | MIN | FG-A | 3FG-A | FT-A  | O-D-T | PF       | A  | TO | BLK | STL | PTS |    |
|--------|---------------------|-----|------|-------|-------|-------|----------|----|----|-----|-----|-----|----|
| 21     | QUEENTREVELIN *     | 35  | 6-15 | 1-6   | 1-1   | 5-2-7 | 2        | 1  | 0  | 0   | 1   | 14  |    |
| 3      | BROWNERRELL *       | 30  | 2-11 | 2-11  | 0-0   | 0-3-3 | 3        | 2  | 2  | 0   | 2   | 6   |    |
| 1      | BUCHANAN,SHUNN *    | 29  | 2-4  | 0-0   | 0-0   | 0-1-1 | 3        | 5  | 1  | 0   | 3   | 4   |    |
| 13     | BOBBITT,C.J.        | 12  | 1-2  | 1-2   | 0-0   | 0-1-1 | 2        | 1  | 0  | 1   | 0   | 3   |    |
| 15     | AURREDOECHEA,IVAN * | 23  | 1-4  | 0-0   | 0-0   | 2-0-2 | 0        | 1  | 1  | 0   | 0   | 2   |    |
| 10     | RICE,JABARI         | 30  | 6-11 | 3-7   | 4-4   | 2-5-7 | 1        | 1  | 2  | 0   | 0   | 19  |    |
| 35     | MCCANTS,JOHNNY      | 23  | 5-10 | 0-1   | 1-3   | 4-4-8 | 4        | 0  | 1  | 0   | 0   | 11  |    |
| 55     | WILLIAMS,SHAWN      | 14  | 1-4  | 1-2   | 0-0   | 1-0-1 | 0        | 0  | 2  | 0   | 0   | 3   |    |
| 24     | MCNAIR,WILLIAM      | 4   | 1-2  | 0-0   | 0-0   | 1-0-1 | 0        | 0  | 0  | 0   | 0   | 2   |    |
| TM     | TEAM                | 0   | 0-0  | 0-0   | 0-0   | 0-0-0 | 0        | 0  | 2  | 0   | 0   | 0   |    |
| TOTALS |                     | -   | 200  | 25-63 | 8-29  | 6-8   | 15-16-31 | 15 | 11 | 11  | 1   | 6   | 64 |
|        |                     |     |      | 39.7% | 27.6% | 75.0% |          |    |    |     |     |     |    |

### GEORGE MASON (8-1)

| ##     | PLAYER            | MIN | FG-A | 3FG-A | FT-A  | O-D-T   | PF       | A  | TO | BLK | STL | PTS |    |
|--------|-------------------|-----|------|-------|-------|---------|----------|----|----|-----|-----|-----|----|
| 10     | HARTWELL,IJAMAL * | 37  | 5-14 | 3-8   | 4-4   | 0-0-0   | 1        | 1  | 2  | 0   | 0   | 17  |    |
| 12     | WILSON,AJ         | 34  | 5-8  | 0-0   | 2-4   | 3-11-14 | 2        | 0  | 2  | 4   | 1   | 12  |    |
| 23     | GREENE,JAVON *    | 28  | 3-7  | 1-4   | 2-2   | 2-4-6   | 3        | 0  | 1  | 0   | 0   | 9   |    |
| 11     | MILLER,JORDAN *   | 20  | 2-4  | 0-0   | 4-4   | 2-1-3   | 4        | 0  | 1  | 0   | 2   | 8   |    |
| 13     | ODURO,JOSH *      | 22  | 1-1  | 0-0   | 1-2   | 3-1-4   | 1        | 0  | 2  | 1   | 1   | 3   |    |
| 1      | KIER,JUSTIN       | 16  | 6-6  | 1-1   | 0-0   | 0-3-3   | 1        | 0  | 2  | 0   | 0   | 13  |    |
| 0      | MAR,GOANAR        | 21  | 3-7  | 0-1   | 0-0   | 0-0-0   | 0        | 0  | 2  | 0   | 0   | 6   |    |
| 2      | JOHNSON,XAVIER    | 22  | 0-4  | 0-1   | 0-0   | 0-2-2   | 0        | 3  | 1  | 0   | 0   | 0   |    |
| TM     | TEAM              | 0   | 0-0  | 0-0   | 0-0   | 2-1-3   | 0        | 0  | 0  | 0   | 0   | 0   |    |
| TOTALS |                   | -   | 200  | 25-51 | 5-15  | 13-16   | 12-23-35 | 12 | 4  | 13  | 5   | 4   | 68 |
|        |                   |     |      | 49.0% | 33.3% | 81.3%   |          |    |    |     |     |     |    |

### GAME EIGHT | NEW MEXICO STATE 64, GEORGE MASON 68

A CLASSIC TALE OF TWO HALVES SCENARIO PLAYED ITSELF OUT WEDNESDAY NIGHT INSIDE JOHN GRAY GYMNASIUM DURING THE TITLE TILT OF THE 2019 CAYMAN CLASSIC, AND UNFORTUNATELY FOR THE NEW MEXICO STATE MEN'S BASKETBALL TEAM THEY FOUND THEMSELVES ON THE WRONG END OF THAT STORY.

AFTER OPENING UP A 15-POINT LEAD IN THE LATE STAGES OF THE FIRST HALF, THE AGGIES WERE OUT-SCORED 51-32 OVER THE FINAL 23:57 AND DROPPED A 68-64 DECISION TO GEORGE MASON IN THE FIRST MEETING BETWEEN THE TWO PROGRAMS. THE SETBACK MEANS THE AGGIES WERE FORCED TO SETTLE FOR A RUNNER-UP FINISH AT THE 2019 CAYMAN CLASSIC WHILE THE PATRIOTS WON THEIR FIRST MTE TITLE SINCE 1993-94.

#### FIRST HALF

- JABARI RICE STARRED FOR THE AGGIES THROUGH THE OPENING 20 MINUTES OF PLAY AS THE SUPER SOPHOMORE PUT THE SQUAD ON HIS BACK. THE PATRIOTS NEVER GRABBED THE LEAD IN THE OPENING FRAME AS RICE CONCLUDED A 12-4 AGGIE RUN THROUGH THE GAME'S FIRST 4:38 WITH A PUT-BACK LAYUP AND A THREE-POINTER ON BACK-TO-BACK POSSESSIONS.
- JUSTIN KIER - WHO WOULD GO ON TO BE THE PATRIOTS' HERO LATER IN THE GAME - CUT THE AGGIES' LEAD DOWN TO 21-17 WITH A FAST BREAK JUMPER IN THE LANE WITH 6:46 TO GO IN THE HALF BEFORE NEW MEXICO STATE REALLY STARTED TO OPEN THINGS UP.
- RICE TEAMED UP WITH JOHNNY MCCANTS AND TOGETHER THAT TANDEM POURED IN ALL OF THE AGGIES' POINT DURING THEIR 14-6 RUN THROUGH THE FINAL 6:13 OF THE FRAME. MCCANTS' SCORE DOWN LOW AT THE 3:58 MARK OF THE HALF HIKED THE AGGIES' EDGE TO 32-17, BUT THE PATRIOTS' AJ WILSON GAVE HIS TEAM A GLIMMER OF HOPE BEFORE THE HALF ENDED BY THROWING DOWN AN UNCONTESTED TWO-HAND DUNK AFTER RECEIVING A FULL-COURT PASS WITH ONE SECOND REMAINING IN THE FRAME.
- A LITTLE LESS THAN HALF OF THE AGGIES' 35 FIRST-HALF POINTS WERE PUT IN BY RICE. THE SOPHOMORE POURED IN 16 THROUGH THE FRAME AND HELPED HIS TEAM ENJOY A 35-23 LEAD AT THE BREAK.
- TWO OF THE THREE LONG-RANGE SHOTS THE AGGIES HIT IN THE HALF CAME COURTESY OF RICE AND NEW MEXICO STATE SHOT .452/.250/1.000 DURING THE FRAME.

#### SECOND HALF

- SWITCHING TO A FULL-COURT PRESS ONCE THE SECOND HALF GOT GOING PAID ALMOST IMMEDIATE DIVIDENDS FOR THE PATRIOTS AS JAMAL HARTWELL II DRAINED A THREE TO BEGIN THE FRAME BEFORE A STEAL AND A LAYUP MERE SECONDS LATER CUT THE AGGIES' EDGE TO 35-28 JUST 33 SECONDS INTO THINGS.
- STILL, THE AGGIES MANAGED TO PUSH THEIR LEAD BACK TO DOUBLE-DIGITS. MCCANTS' FREE THROW MAKE TO CONCLUDE AN OLD-FASHIONED THREE-POINT PLAY MADE MATTERS 49-39 IN FAVOR OF NEW MEXICO STATE WITH 13:01 TO GO, BUT THE PATRIOTS CONTINUED TO FIGHT BACK.
- FOUR DIFFERENT PLAYERS PUT IN POINTS FOR GEORGE MASON ON ITS GAME-CHANGING 15-3 RUN FOLLOWING MCCANTS' THREE-POINT PLAY. THE PATRIOTS OPENED UP THEIR FIRST LEAD WHEN HARTWELL II SPLASHED A WING THREE THAT PUT THE AGGIES AT A 54-52 DISADVANTAGE WITH 6:48 LEFT.
- TERRELL BROWN ANSWERED WITH HIS LONE LONG RANGE MAKE OF THE GAME ON THE AGGIES' FOLLOWING POSSESSION BEFORE TREVELIN QUEEN WENT ON A PERSONAL 4-0 RUN TO COUNTER A LAYUP BY WILSON. FOLLOWING QUEEN'S SINGLE-HANDED SCORING OUTBURST, THE AGGIES LED 59-56 WITH 4:20 LEFT.
- UNFORTUNATELY, THAT'S WHEN THE PATRIOTS REALLY GOT TO WORK. HAREWELL II KNOTTED MATTERS AT 59-ALL WITH ANOTHER THREE-POINTER THAT STARTED A GAME-CLINCHING 10-0 RUN BY GEORGE MASON. KIER COMPLETED A PERFECT 6-FOR-6 NIGHT FROM THE FIELD WITH A TOUGH DRIVING JUMPER THAT MADE THE PATRIOTS' LEAD A TWO-POSSESSION ONE. 64-59, WITH 29 TICKS LEFT.
- GEORGE MASON WENT 5-OF-6 AT THE FOUL LINE THROUGH THE FINAL 2:07 TO WRAP UP THE WIN. FOR THE HALF, THE AGGIES SHOT JUST .344/.294/.500 COMPARED TO A BLISTERING .556/.400/.917 FIGURE BY THE PATRIOTS.
- THE AGGIES WERE AT A DISADVANTAGE IN FREE THROWS, TOO, GOING 6-FOR-8 AT THE LINE COMPARED TO A 13-FOR-16 SHOWING BY THEIR A-10 RIVALS.

#### KEY PERFORMERS/STATISTICS OF NOTE

- RICE WRAPPED UP THE GAME WITH A GAME-HIGH 19 POINTS WHILE QUEEN TOTALED 14 ON 6-OF-15 SHOOTING. AFTER SCORING 16 IN THE FIRST HALF, RICE WAS LIMITED TO JUST THREE OVER THE FINAL 20 MINUTES WHILE MCCANTS ADDED 11 ON 5-OF-10 SHOOTING.
- HARTWELL II POURED IN 17 FOR GEORGE MASON WHILE KIER (13) AND WILSON (12) STARRED AS WELL. WILSON COMPLETED A DOUBLE-DOUBLE WITH A GAME-BEST 14 REBOUNDS AS WELL.
- FOR THEIR EFFORTS THROUGH THE THREE-DAY EVENT, BOTH RICE AND QUEEN EARNED SPOTS ON THE 2019 CAYMAN CLASSIC ALL-TOURNAMENT TEAM.





# GAME 9



TUESDAY, DECEMBER 3  
PAN AM CENTER • LAS CRUCES, N.M.  
ATTENDANCE: 7048

NEW MEXICO STATE | 34 | 26 | 18  
UTEP | 20 | 25 | 15

|      |       |       |       |
|------|-------|-------|-------|
| NMSU | FG-A  | 3FG-A | FT-A  |
| 1ST  | 11-30 | 2-12  | 3-5   |
| HALF | 36.7% | 16.7% | 60%   |
| NMSU | FG-A  | 3FG-A | FT-A  |
| 2ND  | 10-24 | 3-7   | 9-12  |
| HALF | 41.7% | 42.9% | 75%   |
| UTEP | FG-A  | 3FG-A | FT-A  |
| 1ST  | 9-22  | 3-9   | 2-2   |
| HALF | 40.9% | 33.3% | 100%  |
| UTEP | FG-A  | 3FG-A | FT-A  |
| 2ND  | 9-24  | 3-14  | 12-13 |
| HALF | 37.5% | 21.4% | 92.3% |

## NEW MEXICO STATE (5-4)

| ##     | PLAYER            | MIN  | FG-A  | 3FG-A | FT-A  | O-D-T    | PF | A  | TO | BLK | STL | PTS |
|--------|-------------------|------|-------|-------|-------|----------|----|----|----|-----|-----|-----|
| 13     | BOBBITT,C.J.      | * 21 | 4-8   | 2-4   | 4-4   | 1-1-2    | 4  | 1  | 0  | 1   | 1   | 14  |
| 15     | AURRECOECHA,IVAN* | 22   | 3-5   | 0-0   | 3-4   | 2-5-7    | 2  | 0  | 1  | 0   | 1   | 9   |
| 1      | BUCHANAN,SHUNN    | * 22 | 2-3   | 2-2   | 0-0   | 0-3-3    | 1  | 1  | 4  | 0   | 0   | 6   |
| 3      | BROWN,TERRELL     | * 31 | 1-5   | 1-3   | 0-1   | 1-2-3    | 3  | 1  | 0  | 0   | 1   | 3   |
| 21     | QUEFENTREVELIN    | * 33 | 1-8   | 0-3   | 0-1   | 2-4-6    | 1  | 4  | 4  | 0   | 1   | 2   |
| 35     | MCCANTS,JOHNNY    | 26   | 5-11  | 0-3   | 3-4   | 2-4-6    | 1  | 2  | 2  | 0   | 1   | 13  |
| 10     | RICE,JABARI       | 27   | 4-11  | 0-3   | 2-3   | 1-4-5    | 1  | 1  | 1  | 0   | 2   | 10  |
| 24     | MCAIR, WILLIAM    | 10   | 1-1   | 0-0   | 0-0   | 1-1-2    | 0  | 0  | 0  | 2   | 0   | 2   |
| 55     | WILLIAMS,SHAWN    | 8    | 0-2   | 0-1   | 0-0   | 1-0-1    | 0  | 0  | 0  | 0   | 0   | 0   |
| TM     | TEAM              | 0    | 0-0   | 0-0   | 0-0   | 0-1-1    | 0  | 0  | 2  | 0   | 0   | 0   |
| TOTALS | -                 | 200  | 21-54 | 5-19  | 12-17 | 11-25-36 | 13 | 10 | 14 | 3   | 7   | 59  |
|        |                   |      | 38.9% | 26.3% | 70.6% |          |    |    |    |     |     |     |

## UTEP (5-1)

| ##     | PLAYER          | MIN  | FG-A  | 3FG-A | FT-A  | O-D-T   | PF | A  | TO | BLK | STL | PTS |
|--------|-----------------|------|-------|-------|-------|---------|----|----|----|-----|-----|-----|
| 11     | WILLIAMS,BRYSON | * 35 | 9-13  | 4-6   | 5-6   | 0-9-9   | 2  | 1  | 2  | 1   | 0   | 27  |
| 0      | BOUM,SOULEY     | * 37 | 2-10  | 1-6   | 6-6   | 0-2-2   | 1  | 3  | 1  | 0   | 2   | 11  |
| 24     | EDWARDS,DARYL   | * 38 | 3-8   | 1-5   | 2-2   | 0-1-1   | 4  | 0  | 3  | 0   | 0   | 9   |
| 2      | LATHON,JORDAN   | * 36 | 2-6   | 0-4   | 1-1   | 2-3-5   | 1  | 2  | 2  | 1   | 1   | 5   |
| 4      | VILA,ERIC       | * 33 | 0-3   | 0-2   | 0-0   | 0-6-6   | 4  | 2  | 2  | 0   | 1   | 0   |
| 32     | ODDIE,EFEE      | 12   | 1-3   | 0-0   | 0-0   | 0-1-1   | 4  | 1  | 2  | 0   | 0   | 2   |
| 23     | HAWKINS,NIGEL   | 7    | 1-2   | 0-0   | 0-0   | 0-1-1   | 1  | 1  | 1  | 0   | 1   | 2   |
| 15     | ARCHIE,KADEN    | 2    | 0-1   | 0-0   | 0-0   | 0-0-0   | 1  | 0  | 2  | 0   | 0   | 0   |
| 1      | VERHOEVEN,TYDUS | 0+   | 0-0   | 0-0   | 0-0   | 0-0-0   | 0  | 0  | 0  | 0   | 0   | 0   |
| TM     | TEAM            | 0    | 0-0   | 0-0   | 0-0   | 1-2-3   | 0  | 0  | 0  | 0   | 0   | 0   |
| TOTALS | -               | 200  | 18-46 | 6-23  | 14-15 | 3-25-28 | 18 | 10 | 15 | 2   | 5   | 56  |
|        |                 |      | 39.1% | 26.1% | 93.3% |         |    |    |    |     |     |     |

## GAME NINE | NEW MEXICO STATE 59, UTEP 56

THE YEAR WAS 2015-16. THAT'S THE LAST TIME - PRIOR TO THIS SEASON, OF COURSE - THAT A UTEP MEN'S BASKETBALL TEAM HAD OPENED UP A SEASON WITH FIVE OR MORE CONSECUTIVE WINS.

MUCH LIKE THEY DID ALMOST A HALF-DECADE AGO, THE MINERS ROLLED INTO THE PAN AM CENTER TUESDAY NIGHT HOPING TO REMAIN PERFECT AND CONTINUE ONE OF THEIR PROGRAM'S BEST STARTS TO A SEASON.

JUST LIKE WHAT TRANSPIRED IN 2015-16, HOWEVER, NEW MEXICO STATE MADE SURE THEIR LONGTIME RIVAL'S UNBEATEN RUN WOULD COME TO AN END IN ONE OF COLLEGE BASKETBALL'S MOST HOSTILE ENVIRONMENTS.

C.J. BOBBITT CAPPED OFF A SEASON-HIGH 14-POINT PERFORMANCE BY HITTING FOUR IMPORTANT FREE THROWS IN THE FINAL 55 SECONDS. UTEP MISSED A PAIR OF GAME-TYING TRIES FROM LONG RANGE IN THE GAME'S FINAL SIX SECONDS AND THE AGGIES EARNED A MEASURE OF REVENGE AGAINST THE MINERS WITH A 59-56 VICTORY IN LATEST EDITION OF THE BATTLE OF I-10 TUESDAY NIGHT INSIDE THE PAN AM CENTER.

### FIRST HALF

- TRAILING BY FIVE, 13-8, WITH 9:47 REMAINING IN THE OPENING FRAME, THE AGGIES HIT THEIR AGE-OLD EL PASO ADVERSARIES WITH A 17-5 RUN THROUGH THE ENSUING 7:31 TO TAKE CONTROL.
- WILLIAM MCAIR PUT A CHARGE INTO THE PRO-AGGIE CONGREGATION FOR THE FIRST TIME BY PUNCHING DOWN A POWERFUL DRIVING DUNK OVER A PAIR OF UTEP DEFENDERS. THAT DUNK WAS COUNTERED WITH A 5-0 RUN BY THE MINERS THAT PUT THEM AHEAD 11-6.
- IVAN AURRECOECHA BROKE AN 18-18 DEADLOCK WITH A PAIR OF MAKES AT THE FOUL LINE WITH 3:18 TO GO. THOSE FREE THROWS WERE FOLLOWED UP WITH A TERRELL BROWN THREE-POINTER AS WELL AS A DRIVING LAYUP BY BOBBITT THAT HIKED THE AGGIES' LEAD TO 25-18 - THEIR LARGEST OF THE HALF - WITH 2:16 REMAINING.
- JABARI RICE Poured IN SEVEN POINTS FOR NEW MEXICO STATE IN THE FIRST HALF AS THE AGGIES HELD THE MINERS TO ONLY FIVE POINTS OVER THE LAST 3:42 OF THE STANZA.

### SECOND HALF

- THOUGH THE MINERS CAME CLOSE TO GRABBING THE LEAD ON A NUMBER OF OCCASIONS IN THE DECIDING FRAME, THEY NEVER DID. SEVEN OF THE AGGIES' FIRST NINE POINTS IN THE FRAME CAME COURTESY OF MCCANTS WHO DELIVERED DOWN LOW TIME AND TIME AGAIN TO KEEP HIS TEAM IN FRONT.
- BRYSON WILLIAMS CONVERTED A UTEP LAYUP WITH 15:43 TO GO THAT KNOTTED MATTERS FOR THE FINAL TIME (34-34) BEFORE IVAN AURRECOECHA PUSHED THE AGGIES AHEAD FOR GOOD WITH A DRIVING LAYUP AT THE 15:13 MARK.
- TWICE BEFORE THE 10-MINUTE MARK THE MINERS MANAGED TO PULL WITHIN ONE POINT BUT EACH TIME BOBBITT DELIVERED THE GOODS TO UP THE AGGIES' LEAD. A WILLIAMS FREE THROW MAKE TRIMMED NEW MEXICO STATE'S LEAD TO 38-37, BUT BOBBITT BURIED A CORNER THREE-POINTER ON THE AGGIES' ENSUING POSSESSION, FOLLOWING A LONG BALL BY SOULEY BOUM TO CUT THE AGGIES' LEAD TO ONE ONCE AGAIN. BOBBITT CALLED SWISH ON ANOTHER LONG-RANGE TRY.
- SHUNN BUCHANAN DELIVERED HIS SECOND - AND FINAL - THREE-POINTER OF THE NIGHT THAT COUNTERED A DRIVING SCORE BY WILLIAMS AND MADE MATTERS 47-42 IN FAVOR OF THE HOME TEAM WITH 11 MINUTES TO GO.
- IN ORDER TO BUILD THEIR LEAD UP EVEN FURTHER, THE AGGIES HELD UTEP SCORELESS FOR A STRETCH OF 3:11. RICE PUT THE FINISHING TOUCHES ON A 5-0 AGGIE RUN BY DRILLING A TIP-IN LAYUP FOLLOWING A MISSED TRIPLE BY TERRELL BROWN.
- MCCANTS FOUND BOBBITT CUTTING TO THE RIM AND THE JUNIOR'S FEED TO THE SENIOR WAS ON THE MONEY. BOBBITT'S UNCONTESTED LAYUP UPPED THE AGGIES' LEAD TO 54-47 WITH 6:03 LEFT AND THE HOME TEAM WOULD NEED EACH POINT OF THAT LEAD TO HANG ON.
- BOBBITT'S LAYUP WAS THE FINAL FIELD GOAL OF THE GAME FOR THE AGGIES, BUT THE MINERS COULDN'T HIT ANYTHING EITHER. UTEP CONVERTED JUST ONE FIELD GOAL THROUGH THE LAST 5:12 BEFORE BOBBITT STEPPED TO THE FOUL LINE TO END IT.
- THE SENIOR WENT 4-FOR-4 AT THE FOUL STRIPE THROUGH THE LAST 55 SECONDS AND MISSED THREE-POINTERS BY WILLIAMS AND JORDAN LATHON IN THE WANING SECONDS SEALED THE AGGIES' VICTORY.

### KEY PERFORMERS/STATISTICS OF NOTE

- SIX OF THE LAST SEVEN POINTS SCORED BY THE AGGIES CAME COURTESY OF BOBBITT WHO PUMPED IN A TEAM AND SEASON-HIGH 14 POINTS IN THE WIN. ANOTHER REASON WHY THE AGGIES SECURED THE WIN WAS BECAUSE OF THEIR PLAY ON THE INTERIOR. NEW MEXICO STATE OWNED A 32-22 (+10) EDGE IN POINTS IN THE PAINT.
- POWERED BY THE PLAY OF MCCANTS (13 POINTS) AND RICE (10 POINTS), THE AGGIES ENJOYED A 25-4 EDGE IN BENCH SCORING THAT HELPED THEM WIN THE NIGHT.
- THOUGH IT CAME IN HIS TEAM'S FIRST LOSS OF THE SEASON, THE MINERS' WILLIAMS CONJURED UP THE LATEST IN A LONG LINE OF BIG-TIME PERFORMANCES. WILLIAMS Poured IN A GAME-HIGH 27 POINTS AND FINISHED ONE REBOUND SHY OF A DOUBLE-DOUBLE BY GRABBING NINE. DISCOVERING HIS LONG RANGE TOUCH, WILLIAMS WENT 4-FOR-6 FROM THREE-POINT LAND AND 9-OF-13 FROM THE FIELD AS A WHOLE.
- BOUM CONTRIBUTED 11 POINTS ON 2-OF-10 SHOOTING AND WITHOUT WILLIAMS' 9-OF-13 MARK FROM THE FIELD THE MINERS SHOT JUST 9-OF-33 (27.3-PERCENT) FROM THE FIELD IN THEIR FIRST SETBACK OF 2019-20.
- NEW MEXICO STATE HAS WON 10 OF THE LAST 11 GAMES AGAINST THEIR LONGTIME RIVAL'S AND HANDED UTEP THEIR FIRST LOSS OF THE SEASON FOR THE SECOND TIME SINCE THE 2015-16 CAMPAIGN. THAT YEAR, THE MINERS SPORTED A 6-0 RECORD BEFORE THE AGGIES PUT THE CLAMPS ON THEIR RIVAL'S PERFECT START WITH A 73-59 VICTORY IN LAS CRUCES.



# GAME 10



## 54 VS 63

15-51 | 15-41

SATURDAY, DECEMBER 7  
SPOKANE ARENA - SPOKANE, WASH.  
ATTENDANCE: 1222

NEW MEXICO STATE | 21 | 33 | 54  
WASHINGTON STATE | 30 | 33 | 63

|      |       |       |      |
|------|-------|-------|------|
| NMSU | FG-A  | 3FG-A | FT-A |
| 1ST  | 8-22  | 2-10  | 3-6  |
| HALF | 36.4% | 20%   | 50%  |
| NMSU | FG-A  | 3FG-A | FT-A |
| 2ND  | 13-39 | 3-18  | 4-8  |
| HALF | 33.3% | 16.7% | 50%  |

|      |       |       |      |
|------|-------|-------|------|
| UTEP | FG-A  | 3FG-A | FT-A |
| 1ST  | 10-31 | 7-17  | 3-5  |
| HALF | 32.7% | 41.2% | 60%  |

|      |       |       |       |
|------|-------|-------|-------|
| UTEP | FG-A  | 3FG-A | FT-A  |
| 2ND  | 7-17  | 1-4   | 18-21 |
| HALF | 41.2% | 25%   | 85.7% |

### NEW MEXICO STATE (5-5)

| ##     | PLAYER             | MIN  | FG-A  | 3FG-A | FT-A  | Q-D-T    | PF | A  | TO | BLK | STL | PTS |
|--------|--------------------|------|-------|-------|-------|----------|----|----|----|-----|-----|-----|
| 21     | QUEENTREVELIN *    | 38   | 6-19  | 2-8   | 0-0   | 3-4-7    | 3  | 2  | 1  | 1   | 3   | 14  |
| 15     | AURRECOECHEA,IVAN* | 13   | 4-7   | 0-1   | 0-1   | 2-3-5    | 2  | 0  | 5  | 1   | 1   | 8   |
| 13     | BOBBITT,C.J.       | * 25 | 2-3   | 1-2   | 1-2   | 1-3-4    | 4  | 2  | 1  | 0   | 0   | 6   |
| 1      | BUCHANAN,SHUNN *   | 26   | 1-5   | 1-3   | 0-0   | 0-4-4    | 3  | 4  | 2  | 0   | 0   | 3   |
| 3      | BROWN,TERRELL *    | 21   | 0-6   | 0-5   | 0-0   | 0-0-0    | 0  | 0  | 0  | 0   | 1   | 0   |
| 10     | RICE,JABARI        | 26   | 6-12  | 0-4   | 2-3   | 4-5-9    | 3  | 2  | 2  | 0   | 0   | 14  |
| 35     | MCCANTS,JOHNNY     | 20   | 1-4   | 0-2   | 2-6   | 1-2-3    | 4  | 1  | 4  | 2   | 0   | 4   |
| 55     | WILLIAMS,SHAWN     | 18   | 1-5   | 1-3   | 0-0   | 2-2-4    | 2  | 2  | 1  | 1   | 0   | 3   |
| 25     | BROWN,ROBERT       | 4    | 0-0   | 0-0   | 2-2   | 0-0-0    | 0  | 0  | 0  | 0   | 0   | 2   |
| 24     | MCNAIR,WILLIAM     | 9    | 0-0   | 0-0   | 0-0   | 0-3-3    | 1  | 0  | 1  | 2   | 0   | 0   |
| TM     | TEAM               | 0    | 0-0   | 0-0   | 0-0   | 2-1-3    | 0  | 0  | 0  | 0   | 0   | 0   |
| TOTALS | -                  | 200  | 21-61 | 5-28  | 7-14  | 15-27-42 | 22 | 13 | 17 | 7   | 5   | 54  |
|        |                    |      | 34.4% | 17.9% | 50.0% |          |    |    |    |     |     |     |

### WASHINGTON STATE (5-4)

| ##     | PLAYER          | MIN  | FG-A  | 3FG-A | FT-A  | Q-D-T   | PF | A  | TO | BLK | STL | PTS |
|--------|-----------------|------|-------|-------|-------|---------|----|----|----|-----|-----|-----|
| 2      | ELLEBY,CJ       | * 36 | 4-8   | 2-6   | 10-13 | 0-7-7   | 2  | 3  | 0  | 0   | 2   | 20  |
| 13     | POLLARD,JEFF    | * 30 | 4-10  | 0-1   | 1-3   | 3-7-10  | 2  | 2  | 1  | 0   | 1   | 9   |
| 4      | KUNC,ALJAZ      | * 17 | 2-5   | 2-4   | 0-0   | 1-1-2   | 2  | 0  | 0  | 1   | 2   | 6   |
| 23     | SHEAD,JAYLEN    | * 31 | 1-4   | 1-2   | 2-2   | 0-5-5   | 4  | 1  | 7  | 0   | 1   | 5   |
| 1      | ROBINSON,JEVRAE | * 24 | 0-5   | 0-1   | 0-0   | 1-0-1   | 1  | 4  | 2  | 0   | 0   | 0   |
| 32     | MILLER,TONY     | 15   | 3-4   | 1-1   | 2-2   | 2-3-5   | 2  | 0  | 1  | 0   | 0   | 9   |
| 5      | CANNON,MARVIN   | 16   | 1-3   | 1-2   | 4-4   | 0-2-2   | 2  | 0  | 0  | 1   | 1   | 7   |
| 24     | WILLIAMS,NOAH   | 15   | 1-4   | 0-1   | 2-2   | 0-2-2   | 3  | 0  | 1  | 0   | 0   | 4   |
| 10     | BONTON,ISAAC    | 16   | 1-5   | 1-3   | 0-0   | 0-1-1   | 2  | 1  | 1  | 0   | 0   | 3   |
| TM     | TEAM            | 0    | 0-0   | 0-0   | 0-0   | 0-2-2   | 0  | 0  | 0  | 0   | 0   | 0   |
| TOTALS | -               | 200  | 17-48 | 8-21  | 21-26 | 7-30-37 | 20 | 11 | 13 | 2   | 7   | 63  |
|        |                 |      | 35.4% | 38.1% | 80.8% |         |    |    |    |     |     |     |

### GAME TEN | NEW MEXICO STATE 54, WASHINGTON STATE 63

DOWN BY 14 POINTS EARLY IN THE SECOND HALF, THE NEW MEXICO STATE MEN'S BASKETBALL TEAM BATTLED BACK AND CUT WASHINGTON STATE'S LEAD DOWN TO TWO POINTS, BUT THE AGGIES WERE UNABLE TO COMPLETE THEIR COMEBACK AND DROPPED A 63-54 DECISION TO THE COUGARS SATURDAY AFTERNOON INSIDE THE SPOKANE ARENA.

#### FIRST HALF

- A SECOND-CHANCE LAYUP BY TREVELIN QUEEN STARTED THE GAME, BUT WASHINGTON STATE SCORED THE NEXT EIGHT TO JUMP AHEAD BY SIX ALJAZ KUNC SANK A PAIR OF CORNER THREES FOR THE COUGARS TO ANSWER QUEEN'S PUT-BACK SCORE.
- OVER THE NEXT THREE MINUTES, THE AGGIES WENT ON A 9-0 RUN TO TAKE THEIR LARGEST LEAD OF THE GAME. SHUNN BUCHANAN STARTED THAT RUN WITH A THREE-POINTER AND QUEEN FINISHED IT WITH A BREAKAWAY DUNK THAT PUT HIS TEAM UP 11-8 WITH 12:32 REMAINING IN THE FRAME. ISAAC BONTON ANSWERED QUEEN'S THROWDOWN WITH AN EQUALIZING THREE-POINTER TO PULL WASHINGTON STATE EVEN.
- C. J. BOBBITT BURIED A CORNER THREE-POINTER THAT PUSHED THE AGGIES BACK ON TOP, 14-11, WITH 9:42 TO GO IN THE FRAME, BUT THAT WAS ONE OF JUST TWO FIELD GOALS NEW MEXICO STATE PUT IN THROUGH THE FINAL 10 MINUTES OF THE HALF.
- NEW MEXICO STATE CONVERTED JUST TWO OF THEIR SIX SHOTS THROUGH THAT SPAN AND COMMITTED FOUR OF ITS 11 TURNOVERS IN THE FRAME THROUGH THAT SPAN. WASHINGTON STATE, HOWEVER, DID NOT SUFFER FROM THE SAME OFFENSIVE OUTAGE.
- THE COUGARS TURNED A 14-11 DEFICIT INTO A 27-16 LEAD BY TAKING OFF ON A 16-3 RUN WHICH FEATURED THREE-POINTERS BY CJ ELLEBY, TONY MILLER AND MARVIN CANNON. CANNON'S LONG BALL WITH 2:26 TO GO IN THE HALF HIKE THE COUGARS' LEAD TO 27-16.
- BOBBITT TRIMMED THE COUGARS' LEAD TO SINGLE-DIGITS BY SINKING A LAYUP WITH 47 SECONDS LEFT. THAT LEFT THE AGGIES AT A 30-21 DISADVANTAGE AT THE BREAK.

#### SECOND HALF

- SADDLED WITH A PAIR OF QUICK FOULS IN THE FIRST HALF, IVAN AURRECOECHEA WAS A NON-FACTOR FOR THE OPENING 20 MINUTES OF ACTION. ONCE THE SECOND HALF STARTED, HOWEVER, THE SENIOR WENT RIGHT TO WORK TO HELP HIS TEAM GET BACK IN THE GAME.
- THE SENIOR SHINED DOWN IN THE POST, SCORING EIGHT OF THE AGGIES' FIRST 10 POINTS OF THE FRAME. FORCED TO CUT AWAY AT A DEFICIT THAT STOOD AT 14 POINTS, AURRECOECHEA MADE IT A SINGLE-DIGIT GAME WITH 13:57 TO GO WHEN HIS PUT-BACK LAYUP CUT THE COUGARS' LEAD TO 39-31.
- THAT PUT-BACK SCORE WAS PART OF AN 11-0 RUN BY THE AGGIES WHO PULLED WITHIN THREE WHEN TREVELIN QUEEN SPLASHED A FAST-BREAK THREE-POINTER FROM THE FAR WING WITH 13:01 LEFT.
- CRASHING THE OFFENSIVE GLASS AGAIN PAID DIVIDENDS FOR THE AGGIES WHEN SHAWN WILLIAMS YANKED DOWN AN OFFENSIVE BOARD AND FED JABARI RICE WHO CONNECTED ON A MID-RANGE JUMPER NEAR THE AGGIES' BENCH. OUT OF A MEDIA TIMEOUT, RICE COMPLETED HIS THREE-POINT PLAY WITH A MAKE AT THE FOUL LINE THAT CUT THE COUGARS' LEAD TO 41-39.
- AFTER THAT FREE THROW MAKE, HOWEVER, THE AGGIES CEDED A 6-0 RUN TO WASHINGTON STATE. THE COUGARS GOT A BUCKET AND FOUR FREE THROW MAKES TO HIKE THEIR LEAD TO 47-39 AT THE MIDWAY POINT OF THE HALF.
- WASHINGTON STATE COMPLETED ITS 12-2 RUN WITH A TONY MILLER LAYUP THAT PUT THE AGGIES AT A 53-41 DISADVANTAGE WITH 5:57 LEFT. NEW MEXICO STATE HAD ONE MORE RUN LEFT IN THE TANK, THOUGH.
- QUEEN HELMED AN 8-0 SPURT BY THE AGGIES BY SINKING A WIDE-OPEN TRIPLE ON THE WING AND SCORING ON A PUT-BACK LAYUP. RICE SPLIT A PAIR AT THE FOUL LINE TO MAKE MATTERS 53-49 WITH 3:19 REMAINING BUT WASHINGTON STATE SCORED THE NEXT FOUR TO MOVE BACK AHEAD BY EIGHT WITH 1:41 LEFT.
- WILLIAMS CONNECTED ON A DOWNTOWN SHOT FROM THE CORNER THAT PULLED THE AGGIES WITHIN FIVE, 57-52, WITH 1:18 LEFT, BUT THE COUGARS WENT 6-OF-6 FROM THE FREE THROW LINE IN THE LAST 1:06 TO SECURE THE WIN.

#### KEY PERFORMERS/STATISTICS OF NOTE

- IT WAS A DIFFICULT SHOOTING NIGHT FOR THE AGGIES, WHO PUT UP A SHOOTING SPLIT OF .354/.179/.500 FOR THE GAME. THOUGH THE COUGARS DIDN'T FARE MUCH BETTER (.354/.381/.808), THEY TOOK ADVANTAGE OF THEIR OPPORTUNITIES AT THE FOUL LINE.
- WASHINGTON STATE WENT 21-OF-26 FROM THE STRIPE WHILE THE AGGIES CONVERTED JUST SEVEN OF THEIR 14 TRIES FROM THAT DISTANCE.
- QUEEN AND RICE EACH PUT IN 14 POINTS WHILE THE LATTER FINISHED ONE REBOUND SHY OF A DOUBLE-DOUBLE AFTER SNARING A TEAM-HIGH NINE OF THEM.
- FOR THE COUGARS, ELLEBY PUT IN A GAME-HIGH 20 POINTS ON 4-OF-8 SHOOTING. THE SOPHOMORE ALSO WENT 10-OF-13 AT THE FOUL LINE. JEFF POLLARD ADDED NINE POINTS AND A GAME-HIGH 10 REBOUNDS IN WASHINGTON STATE'S SECOND-STRAIGHT VICTORY.
- WASHINGTON STATE NETTED 17 POINTS OFF OF 17 NEW MEXICO STATE TURNOVERS AND PUT IN 18 OF ITS 21 TRIES FROM THE FOUL LINE IN THE SECOND HALF TO PULL AWAY.
- THE AGGIES FELL TO 2-1 ALL-TIME AGAINST WASHINGTON STATE WITH THE SETBACK.
- NEW MEXICO STATE IS 0-5 ALL-TIME IN GAMES PLAYED IN THE CITY OF SPOKANE, WASH.





# GAME 11



## 72 AT 67

16-51 | 14-71

TUESDAY, DECEMBER 10  
MAGNESS ARENA • DENVER, COLO.  
ATTENDANCE: 910

NEW MEXICO STATE | 37 | 35 | 72  
DENVER | 28 | 39 | 67

|      |       |       |       |
|------|-------|-------|-------|
| NMSU | FG-A  | 3FG-A | FT-A  |
| 1ST  | 15-31 | 7-16  | 0-0   |
| HALF | 48.4% | 43.8% | 0%    |
| NMSU | FG-A  | 3FG-A | FT-A  |
| 2ND  | 13-25 | 1-6   | 8-14  |
| HALF | 52%   | 16.7% | 57.1% |
| DU   | FG-A  | 3FG-A | FT-A  |
| 1ST  | 13-29 | 2-6   | 0-0   |
| HALF | 44.8% | 33.3% | 0%    |
| DU   | FG-A  | 3FG-A | FT-A  |
| 2ND  | 13-28 | 3-7   | 10-15 |
| HALF | 46.4% | 42.9% | 66.7% |

### NEW MEXICO STATE (6-5)

| ##     | PLAYER             | MIN  | FG-A  | 3FG-A | FT-A  | O-D-T   | PF | A  | TO | BLK | STL | PTS |
|--------|--------------------|------|-------|-------|-------|---------|----|----|----|-----|-----|-----|
| 10     | RICE, JABARI       | * 33 | 7-11  | 2-5   | 2-3   | 4-4-8   | 1  | 2  | 2  | 0   | 0   | 18  |
| 21     | QUEEN, TREVELIN    | * 33 | 5-9   | 3-5   | 2-2   | 0-5-5   | 3  | 7  | 4  | 0   | 3   | 15  |
| 15     | AURRECOECHEA, IVAN | * 24 | 7-10  | 0-0   | 0-3   | 3-4-7   | 4  | 0  | 3  | 0   | 0   | 14  |
| 1      | BUCHANAN, SHUNN    | * 30 | 1-3   | 0-2   | 3-4   | 0-2-2   | 3  | 2  | 2  | 0   | 4   | 5   |
| 13     | BOBBITT, C. J.     | * 15 | 1-6   | 0-3   | 0-0   | 0-5-5   | 2  | 1  | 0  | 0   | 0   | 2   |
| 35     | MCCANTS, JOHNNY    | 27   | 5-8   | 2-3   | 0-0   | 0-7-7   | 2  | 0  | 4  | 1   | 1   | 12  |
| 55     | WILLIAMS, SHAWN    | 23   | 1-6   | 1-4   | 1-2   | 1-1-2   | 1  | 0  | 3  | 0   | 0   | 4   |
| 24     | MCDONAIR, WILLIAM  | 13   | 1-2   | 0-0   | 0-0   | 0-0-0   | 1  | 0  | 1  | 0   | 0   | 2   |
| 25     | BROWN, ROBERT      | 2    | 0-1   | 0-0   | 0-0   | 0-0-0   | 0  | 0  | 0  | 0   | 1   | 0   |
| TM     | TEAM               | 0    | 0-0   | 0-0   | 0-0   | 1-1-2   | 0  | 0  | 0  | 0   | 0   | 0   |
| TOTALS | -                  | 200  | 28-56 | 8-22  | 8-14  | 9-29-38 | 17 | 12 | 19 | 1   | 9   | 72  |
|        |                    |      | 50.0% | 36.4% | 57.1% |         |    |    |    |     |     |     |

### DENVER (4-7)

| ##     | PLAYER           | MIN  | FG-A  | 3FG-A | FT-A  | O-D-T   | PF | A  | TO | BLK | STL | PTS |
|--------|------------------|------|-------|-------|-------|---------|----|----|----|-----|-----|-----|
| 3      | TOWNSEND, JASE   | * 35 | 10-17 | 5-7   | 4-4   | 0-4-4   | 3  | 2  | 2  | 0   | 1   | 29  |
| 0      | MURKEY, ADE      | * 34 | 8-16  | 0-2   | 6-11  | 0-4-4   | 4  | 3  | 2  | 1   | 4   | 22  |
| 21     | JONES, ROBERT    | * 21 | 2-4   | 0-0   | 0-0   | 0-2-2   | 3  | 1  | 1  | 1   | 0   | 4   |
| 12     | KURNAZ, ALPEREN  | * 24 | 1-3   | 0-1   | 0-0   | 2-5-7   | 1  | 2  | 0  | 0   | 1   | 2   |
| 4      | GATLIN, TAEYR    | * 18 | 1-5   | 0-1   | 0-0   | 0-2-2   | 1  | 0  | 1  | 0   | 0   | 2   |
| 1      | NZEKWESI, DAVID  | 24   | 1-5   | 0-0   | 0-0   | 1-1-2   | 2  | 0  | 1  | 0   | 0   | 2   |
| 2      | EASTMOND, ROSCOE | 24   | 1-2   | 0-0   | 0-0   | 0-1-1   | 5  | 3  | 6  | 0   | 2   | 2   |
| 10     | LANZL, JOSEPH    | 17   | 1-4   | 0-2   | 0-0   | 0-1-1   | 0  | 1  | 1  | 0   | 0   | 2   |
| 22     | GREEN, TRISTAN   | 3    | 1-1   | 0-0   | 0-0   | 0-0-0   | 0  | 0  | 1  | 0   | 0   | 2   |
| TM     | TEAM             | 0    | 0-0   | 0-0   | 0-0   | 3-1-4   | 0  | 0  | 0  | 0   | 0   | 0   |
| TOTALS | -                | 200  | 26-57 | 5-13  | 10-15 | 6-21-27 | 19 | 12 | 15 | 2   | 8   | 67  |
|        |                  |      | 45.6% | 38.5% | 66.7% |         |    |    |    |     |     |     |

### GAME ELEVEN | NEW MEXICO STATE 72, DENVER 67

IT WASN'T WITHOUT ITS FAIR SHARE OF DRAMATIC MOMENTS - FAR FROM IT, IN FACT - BUT AT THE END OF THE NIGHT THE NEW MEXICO STATE MEN'S BASKETBALL TEAM DID JUST ENOUGH TO PUT ITS FIRST ROAD VICTORY OF THE SEASON IN THE BOOKS.

SENIOR GUARD SHUNN BUCHANAN DRILLED A PAIR OF CLUTCH FREE THROWS WITH NINE SECONDS REMAINING WHICH ALLOWED THE AGGIES TO MAKE IT A TWO-POSSESSION GAME. TREVELIN QUEEN CAME UP WITH A GAME-CLINCHING STEAL ON THE PIONEERS' FINAL POSSESSION AND NEW MEXICO STATE HUNG ON TO SECURE A 72-67 VICTORY OVER DENVER TUESDAY NIGHT AT MAGNESS ARENA. THE WIN WAS THE SECOND-STRAIGHT FOR THE AGGIES IN THE SUMMIT LEAGUE/WAC CHALLENGE AFTER DEFEATING NORTH DAKOTA STATE IN THEIR SEASON-OPENER ONE SEASON AGO.

PLAYING THE PIONEERS FOR THE FIRST TIME SINCE 2013, THE AGGIES CAME OUT OF THE GATES SCORCHING HOT AND CONSTRUCTED A FORMIDABLE-LOOKING 18-POINT LEAD IN THE OPENING STANZA. TIME AND TIME AGAIN, HOWEVER, DENVER CHIPPED AWAY AS THEY HOPED TO REMAIN PERFECT AT HOME.

#### FIRST HALF

- APPARENT TO ALL ONLOOKERS INSIDE MAGNESS ARENA WAS THE AGGIES' SENSE OF URGENCY - ESPECIALLY ON THE OFFENSIVE END - OUT OF THE GATES. STARTING ITS OFFENSIVE ONSLAUGHT EARLY, NEW MEXICO STATE PUMMELED THE PIONEERS WITH A 23-8 SCORING FLURRY THROUGH THE GAME'S FIRST NINE MINUTES WHICH FORCED THE HOSTS TO PLAY CATCH-UP FOR THE REST OF THE NIGHT.
- EIGHT DIFFERENT AGGIES PUT IN POINTS DURING THAT SURGE TO START THE GAME INCLUDING MCCANTS WHO SCORED FIVE IN A ROW FOR HIS SQUAD WITH A POWERFUL FAST-BREAK SLAM FOLLOWED UP WITH A CORNER THREE-POINTER.
- IVAN AURRECOECHEA PUT THE FINISHING TOUCHES ON THE AGGIES' MASSIVE SCORING SPURT BY DISPLACING HIS DEFENDER DOWN LOW AND CONVERTING AN UNCONTESTED LAYUP THAT HIKED THE VISITORS' EDGE TO 23-8 WITH 11:01 LEFT.
- NEW MEXICO STATE'S LEAD CONTINUED TO GROW, REACHING 19 WHEN QUEEN'S SECOND THREE-POINTER OF THE TILT MADE MATTERS 32-14 WITH 6:47 TO GO. THAT'S WHEN THE PIONEERS DECIDED TO MAKE IT A GAME.
- DENVER OUTSCORED NEW MEXICO STATE 14-5 THROUGH THE LAST 8:26 OF THE HALF, WITH ADE MURKEY AND JASE TOWNSEND SERVING AS THE INDIVIDUALS WHO POWERED THE PIONEERS' OFFENSE. TOWNSEND CONNECTED ON LONG-RANGE HITS ON CONSECUTIVE DENVER POSSESSIONS FOLLOWING QUEEN'S TRIPLE WHILE MURKEY GOT LOOSE FOR A PAIR OF EASY LAYUPS. MURKEY'S FINAL CLOSE-RANGE BANKER PULLED DENVER WITHIN NINE, 37-28, AT THE HALF.
- THE AGGIES SANK SEVEN OF THEIR EIGHT THREE-POINTERS IN THE OPENING 20 MINUTES OF ACTION AND SHOT 43.8-PERCENT (7-OF-16) FROM LONG RANGE IN THAT SAME SPAN. THAT HELPED THE VISITORS WRAP UP THE FRAME WITH A 48.4-PERCENT (15-OF-31) SUCCESS RATE FROM THE FIELD.

#### SECOND HALF

- WANTING TO PUSH THEIR LEAD BACK TO DOUBLE DIGITS AS QUICK AS POSSIBLE ONCE THE SECOND HALF STARTED, THE AGGIES DID THAT BY WATCHING AURRECOECHEA START A 6-0 RUN BY GOING TO WORK ON THE BLOCK. JABARI RICE CONTINUED TO MAKE HIS PRESENCE KNOWN, TOO, NETTING BACK-TO-BACK BASKETS AFTER THE SPANIARD'S HOOK SHOT.
- RICE'S BASKETS CAUSED THE PIONEERS TO CALL TIME, AND OUT OF THE STOPPAGE THEY WENT ON A 6-0 RUN TO MAKE IT A SINGLE-DIGIT GAME ONCE AGAIN.
- POWERING A 7-0 AGGIE RUN, QUEEN DROVE BASELINE FOR A TWO-HANDED FLUSH BEFORE DROPPING A DEFENDER AND DRILLING A STRAIGHTAWAY THREE-POINTER. ON THE VERY NEXT POSSESSION, BUCHANAN PICKED OFF AN ERRANT PASS AND FED RICE FOR A FAST-BREAK JAM WHICH PUSHED THE AGGIES' EDGE BACK TO 15, 54-39, WITH 8:50 LEFT.
- STILL THE PIONEERS WOULD NOT ROLL OVER. A 6-0 RUN CAPPED BY A ROBERT JONES PUT-BACK LAYUP OFF OF A MISSED FREE THROW BY MURKEY PULLED DENVER WITHIN 54-46 WITH 5:39 LEFT. AURRECOECHEA KEPT THE AGGIES ALIVE, THOUGH, SCORING THE NEXT SIX POINTS FOR THE VISITORS WITH A STRONG ARRAY OF MOVES DOWN ON THE BLOCK.
- QUEEN CALMLY SANK A PAIR OF SHOTS AT THE CHARITY STRIPE TO PUSH HIS TEAM'S LEAD BACK TO DOUBLE-DIGITS, 65-55, WITH 2:21 REMAINING. DENVER, HOWEVER, CONTINUED TO RELY ON THE HIGH-SCORING DUO OF MURKEY AND TOWNSEND TO GIVE IT A CHANCE AT VICTORY.
- A THREE-POINTER BY TOWNSEND GAVE THE PIONEERS HOPE WITH 24 TICKS LEFT AND MADE MATTERS 69-65. AFTER SHAWN WILLIAMS WENT 1-FOR-2 AT THE STRIPE, MURKEY WAS FOULED WITH 18 SECONDS TO GO AND CONNECTED ON BOTH OF HIS TRIES FROM THE FOUL LINE TO CUT THE AGGIES' LEAD TO 70-67.
- FORTUNATELY, BUCHANAN CONVERTED HIS TWO SHOTS FROM THE LINE TO HELP LOCK UP THE WIN.

#### KEY PERFORMERS/STATISTICS OF NOTE

- RICE LED A QUARTET OF AGGIES WHO FINISHED WITH DOUBLE-DIGIT POINTS BY POURING IN 18 ON 7-OF-11 SHOOTING. JOINING WITH 10 OR MORE POINTS WERE QUEEN (15), AURRECOECHEA, (14) AND MCCANTS (12).
- QUEEN NEARED A DOUBLE-DOUBLE, TOO, BY PASSING OUT A GAME-HIGH AND CAREER-HIGH SEVEN ASSISTS. RICE WAS CLOSE TO A DOUBLE-DOUBLE, TOO, AFTER HE GRABBED A GAME-BEST EIGHT REBOUNDS. TOGETHER, AURRECOECHEA, MCCANTS, QUEEN AND RICE COMBINED TO SHOOT 24-FOR-38 (63.2-PERCENT) FROM THE FIELD IN THE WIN.
- BUCHANAN'S GAME-CHANGING EFFORTS WERE NOT SOLELY LIMITED TO THE OFFENSIVE SIDE OF THE COURT. THE SENIOR CAME UP WITH A GAME-HIGH FOUR STEALS AND DISHED OUT TWO OF THE AGGIES' 12 ASSISTS IN THE TEAM'S FIRST TRUE ROAD VICTORY SINCE A 92-58 ROMP OVER CHICAGO STATE IN THE WINDY CITY ON MARCH 2, 2019.
- OUTSIDE OF MURKEY AND TOWNSEND, THE PIONEERS' COULDN'T MATCH THE AGGIES' OFFENSE PUNCH MAN-TO-MAN. TOWNSEND AMASSED A GAME-HIGH 29 WHILE MURKEY CHIPPED IN 22, BUT DENVER RECEIVED JUST 16 POINTS FROM THE REMAINING SEVEN PLAYERS WHO TOOK PART IN TUESDAY'S MATCHUP.
- THE AGGIES IMPROVED TO 2-0 ALL-TIME IN SUMMIT LEAGUE/WAC CHALLENGE GAMES WHILE CHRIS JANS MOVES TO 5-0 ALL-TIME AGAINST OPPONENTS FROM THE STATE OF COLORADO WHILE SERVING AS NEW MEXICO STATE'S HEAD COACH.





| Stat           | 2019-20 Season High                       | Career High                              |
|----------------|---|--|
| Points         | 5, 2x, last at Denver, 12/10/19           | 12, vs CSU Bakersfield, 1/12/19          |
| Rebounds       | 8, vs. Colorado State, 11/25/19           | 8, vs. Colorado State, 11/25/19          |
| Assists        | 7, vs. Southern, 11/14/19                 | 8, 2x, last vs. CSU Bakersfield, 1/12/19 |
| Blocks         | --  | 1, 3x, last at UTRGV, 2/23/19            |
| Steals         | 4, at Denver, 12/10/19                    | 4, at Denver, 12/10/19                   |
| FGs Made       | 2, 3x, last vs. George Mason, 11/27/19    | 3, 3x, last vs. CSU Bakersfield, 1/12/19 |
| FGs Attempted  | 5, 2x, last vs. Washington State, 12/7/19 | 7, 2x, last vs. CSU Bakersfield, 1/12/19 |
| 3FGs Made      | 1, Western New Mexico, 11/5/19            | 3, vs. Eastern New Mexico, 12/12/18      |
| 3FGs Attempted | 3, vs. Washington State, 12/7/19          | 5, 2x, last vs. CSU Bakersfield, 1/12/19 |
| FTs Made       | 4, vs. Southern, 11/14/19                 | 5, vs. UTEP, 11/25/17                    |
| FTs Attempted  | 4, 2x, last at Denver, 12/10/19           | 8, vs. UTEP, 11/25/17                    |

# BUCHANAN SHUNN 1



**SENIOR**  
**GUARD • 6-0 • 170**  
**DURANT, MISS. | NE MISSISSIPPI**

### 2019-20 SEASON HIGHLIGHTS

- Played 23 minutes in his start in the season opener
- Reeled in six rebounds versus WNMU
- Grabbed a career-high eight rebounds in an overtime victory over Colorado State in the opening game of the 2019 Cayman Classic
- Passed out three or more assists for a stretch of seven consecutive games from 11/12/19-11/27/19.

- Came up with a career-high four steals in the Aggies' first road win of the season (at Denver on 12/10)
- Shooting .429 (3-for-7) from three-point range through his last three games

## 2019-20 GAME-BY-GAME STATISTICS

| Opponent          | Date       | GS | MIN       | Total         |              | 3-Pointers  |             | Free throws |              | Rebounds    |          |           |           | PF         | A         | T/O       | BLK       | STL      | PTS       | AVG       |            |
|-------------------|------------|----|-----------|---------------|--------------|-------------|-------------|-------------|--------------|-------------|----------|-----------|-----------|------------|-----------|-----------|-----------|----------|-----------|-----------|------------|
|                   |            |    |           | FG-FGA        | PCT          | 3FG-3FGA    | PCT         | FT-FTA      | PCT          | OFF         | DEF      | TOT       | AVG       |            |           |           |           |          |           |           |            |
| Western N.M.      | 11/05/2019 | *  | 23:07     | 1-2           | .500         | 1-1         | 1.000       | 1-2         | .500         | 1           | 5        | 6         | 6.0       | 3          | 2         | 4         | 0         | 1        | 4         | 4.0       |            |
| at UTEP           | 11/12/2019 | *  | 21:00     | 0-3           | .000         | 0-2         | .000        | 1-2         | .500         | 1           | 0        | 1         | 3.5       | 3          | 3         | 3         | 0         | 0        | 1         | 2.5       |            |
| Southern U.       | 11/14/2019 | *  | 29:36     | 0-2           | .000         | 0-1         | .000        | 4-4         | 1.000        | 0           | 3        | 3         | 3.3       | 2          | 7         | 2         | 0         | 2        | 4         | 3.0       |            |
| at Arizona        | 11/17/2019 | *  | 21:32     | 0-1           | .000         | 0-0         | .000        | 0-0         | .000         | 1           | 1        | 2         | 3.0       | 0          | 3         | 3         | 0         | 0        | 0         | 2.3       |            |
| New Mexico        | 11/21/2019 | *  | 18:13     | 1-4           | .250         | 0-2         | .000        | 0-1         | .000         | 1           | 1        | 2         | 2.8       | 4          | 3         | 1         | 0         | 1        | 2         | 2.2       |            |
| vs Colorado St.   | 11/25/2019 | *  | 33:56     | 2-5           | .400         | 0-1         | .000        | 0-0         | .000         | 0           | 8        | 8         | 3.7       | 3          | 3         | 0         | 0         | 0        | 4         | 2.5       |            |
| vs South Fla.     | 11/26/2019 | *  | 28:19     | 2-4           | .500         | 0-0         | .000        | 1-1         | 1.000        | 0           | 2        | 2         | 3.4       | 2          | 5         | 3         | 0         | 2        | 5         | 2.9       |            |
| vs George Mason   | 11/27/2019 | *  | 29:35     | 2-4           | .500         | 0-0         | .000        | 0-0         | .000         | 0           | 1        | 1         | 3.1       | 3          | 5         | 1         | 0         | 3        | 4         | 3.0       |            |
| UTEP              | 12/03/2019 | *  | 22:40     | 2-3           | .667         | 2-2         | 1.000       | 0-0         | .000         | 0           | 3        | 3         | 3.1       | 1          | 1         | 4         | 0         | 0        | 6         | 3.3       |            |
| at Washington St. | 12/07/2019 | *  | 25:45     | 1-5           | .200         | 1-3         | .333        | 0-0         | .000         | 0           | 4        | 4         | 3.2       | 3          | 4         | 2         | 0         | 0        | 3         | 3.3       |            |
| at Denver         | 12/10/2019 | *  | 29:59     | 1-3           | .333         | 0-2         | .000        | 3-4         | .750         | 0           | 2        | 2         | 3.1       | 3          | 2         | 2         | 0         | 4        | 5         | 3.5       |            |
| <b>Totals</b>     |            |    | <b>11</b> | <b>283:43</b> | <b>12-36</b> | <b>.333</b> | <b>4-14</b> | <b>.286</b> | <b>10-14</b> | <b>.714</b> | <b>4</b> | <b>30</b> | <b>34</b> | <b>3.1</b> | <b>27</b> | <b>38</b> | <b>25</b> | <b>0</b> | <b>13</b> | <b>38</b> | <b>3.5</b> |

### Player Averages

| Games Played | Minutes/game | Points/game | FG Pct | 3FG Pct | FT Pct | Rebounds/game | Assists/game | Turnovers/game | Assist/Turnover ratio | Steals/game | Blocks/game |
|--------------|--------------|-------------|--------|---------|--------|---------------|--------------|----------------|-----------------------|-------------|-------------|
| 11           | 25.8         | 3.5         | 33.3   | 28.6    | 71.4   | 3.1           | 3.5          | 2.3            | 1.5                   | 1.2         | 0.0         |

## BUCHANAN'S CAREER STATISTICS

| SEASON       | TEAM         | GP-GS            | MIN/AVG       | Field Goals |              | 3-Point     |              | F-Throws    |           | Rebounds   |            |            |              | Scoring    |           |          |           |            |            |     |
|--------------|--------------|------------------|---------------|-------------|--------------|-------------|--------------|-------------|-----------|------------|------------|------------|--------------|------------|-----------|----------|-----------|------------|------------|-----|
|              |              |                  |               | FG-FGA      | FG%          | 3FG-FGA     | 3FG%         | FT-FTA      | FT%       | OFF        | DEF        | TOT        | AVG          | PF-FO      | AST       | TO       | BLK       | STL        | PTS        | AVG |
| 2017-18      | NMSU         | 34-4             | 491/14.4      | 23-87       | .264         | 10-34       | .294         | 15-23       | .652      | 6          | 53         | 59         | 1.7          | 39-0       | 55        | 33       | 1         | 12         | 71         | 2.1 |
| 2018-19      | NMSU         | 35-5             | 576/16.4      | 18-71       | .254         | 8-35        | .229         | 29-42       | .690      | 5          | 51         | 56         | 1.6          | 59-0       | 88        | 39       | 2         | 21         | 73         | 2.1 |
| 2019-20      | NMSU         | 11-11            | 284/25.8      | 12-36       | .333         | 4-14        | .286         | 10-14       | .714      | 4          | 30         | 34         | 3.1          | 27-0       | 38        | 25       | 0         | 13         | 38         | 3.5 |
| <b>TOTAL</b> | <b>80-20</b> | <b>1350/16.9</b> | <b>53-194</b> | <b>.273</b> | <b>22-83</b> | <b>.265</b> | <b>54-79</b> | <b>.684</b> | <b>15</b> | <b>134</b> | <b>149</b> | <b>1.9</b> | <b>125-0</b> | <b>181</b> | <b>97</b> | <b>3</b> | <b>46</b> | <b>182</b> | <b>2.3</b> |     |





# 2 OWENS TENNESSEE

**REDSHIRT SOPHOMORE**  
**GUARD • 5-10 • 165**  
**LAS CRUCES, NM | HUNTSVILLE**

| Stat           | 2019-20 Season High            | Career High |
|----------------|--------------------------------|-------------|
| Points         | 7, Western New Mexico, 11/5/19 | Same        |
| Rebounds       | 1, Western New Mexico, 11/5/19 | Same        |
| Assists        | --                             | --          |
| Blocks         | --                             | --          |
| Steals         | --                             | --          |
| FGs Made       | 1, Western New Mexico, 11/5/19 | Same        |
| FGs Attempted  | 3, Western New Mexico, 11/5/19 | Same        |
| 3FGs Made      | 1, Western New Mexico, 11/5/19 | Same        |
| 3FGs Attempted | 3, Western New Mexico, 11/5/19 | Same        |
| FTs Made       | 4, Western New Mexico, 11/5/19 | Same        |
| FTs Attempted  | 5, Western New Mexico, 11/5/19 | Same        |

### 2019-20 SEASON HIGHLIGHTS

- Made his Aggie debut playing 15 minutes in the season opener vs. WNMU.
- Scored his first career points in the opener totaling seven with a three-pointer and four free throws
- Came in for his first taste of action against an NCAA Division I opponent in a 20-point win over USF (11/26)
- Is one of three players from Las Cruces, N.M., on the Aggies roster, joining Bryce Rewalt

and Johnny McCants.

- Big-time Dallas Cowboys fan, but upon seeing MLB Jaylon Smith at the El Paso airport did not ask him for an autograph

## 2019-20 GAME-BY-GAME STATISTICS

| Opponent      | Date       | GS       | MIN          | Total      |             | 3-Pointers |             | Free throws |             | Rebounds |          |          |            | Scoring  |          |          |          |          |          |            |
|---------------|------------|----------|--------------|------------|-------------|------------|-------------|-------------|-------------|----------|----------|----------|------------|----------|----------|----------|----------|----------|----------|------------|
|               |            |          |              | FG-FGA     | PCT         | 3FG-3FGA   | PCT         | FT-FTA      | PCT         | OFF      | DEF      | TOT      | AVG        | PF       | A        | T/O      | BLK      | STL      | PTS      | AVG        |
| Western N.M.  | 11/05/2019 |          | 15:15        | 1-3        | .333        | 1-3        | .333        | 4-5         | .800        | 0        | 1        | 1        | 1.0        | 2        | 0        | 0        | 0        | 0        | 7        | 7.0        |
| vs South Fla. | 11/26/2019 |          | 01:35        | 0-0        | .000        | 0-0        | .000        | 0-0         | .000        | 0        | 0        | 0        | 0.5        | 0        | 0        | 0        | 0        | 0        | 0        | 3.5        |
| <b>Totals</b> |            | <b>0</b> | <b>16:50</b> | <b>1-3</b> | <b>.333</b> | <b>1-3</b> | <b>.333</b> | <b>4-5</b>  | <b>.800</b> | <b>0</b> | <b>1</b> | <b>1</b> | <b>0.5</b> | <b>2</b> | <b>0</b> | <b>0</b> | <b>0</b> | <b>0</b> | <b>7</b> | <b>3.5</b> |

### Player Averages

| Games Played | Minutes/game | Points/game | FG Pct | 3FG Pct | FT Pct | Rebounds/game | Assists/game | Turnovers/game | Assist/Turnover ratio | Steals/game | Blocks/game |
|--------------|--------------|-------------|--------|---------|--------|---------------|--------------|----------------|-----------------------|-------------|-------------|
| 2            | 8.4          | 3.5         | 33.3   | 33.3    | 80.0   | 0.5           | 0.0          | 0.0            | 0.0                   | 0.0         | 0.0         |

## OWENS' CAREER STATISTICS

| SEASON       | TEAM | GP-GS      | MIN/AVG       | Field Goals |             | 3-Point    |             | F-Throws   |             | Rebounds |          |          |            | Scoring    |          |          |          |          |          |            |
|--------------|------|------------|---------------|-------------|-------------|------------|-------------|------------|-------------|----------|----------|----------|------------|------------|----------|----------|----------|----------|----------|------------|
|              |      |            |               | FG-FGA      | FG%         | 3FG-FGA    | 3FG%        | FT-FTA     | FT%         | OFF      | DEF      | TOT      | AVG        | PF-FO      | AST      | T/O      | BLK      | STL      | PTS      | AVG        |
| 2019-20      | NMSU | 2-0        | 17/8.4        | 1-3         | .333        | 1-3        | .333        | 4-5        | .800        | 0        | 1        | 1        | 0.5        | 2-0        | 0        | 0        | 0        | 0        | 7        | 3.5        |
| <b>TOTAL</b> |      | <b>2-0</b> | <b>17/8.4</b> | <b>1-3</b>  | <b>.333</b> | <b>1-3</b> | <b>.333</b> | <b>4-5</b> | <b>.800</b> | <b>0</b> | <b>1</b> | <b>1</b> | <b>0.5</b> | <b>2-0</b> | <b>0</b> | <b>0</b> | <b>0</b> | <b>0</b> | <b>7</b> | <b>3.5</b> |



| Stat           | 2019-20 Season High                         | Career High                                |
|----------------|---|--|
| Points         | 10, 2x, last vs. rv/-- New Mexico, 11/21/19 | 22, at California Baptist, 1/3/19          |
| Rebounds       | 7, at UTEP, 11/12/19                        | 8, vs. CSU Bakersfield, 1/12/19            |
| Assists        | 5, vs. rv/-- New Mexico, 11/21/19           | 5, 2x, last vs. rv/-- New Mexico, 11/21/19 |
| Blocks         | --  | 1, 2x, last at Utah Valley, 1/19/19        |
| Steals         | 2, vs. George Mason, 11/27/19               | 6, vs. Drake, 12/22/18                     |
| FGs Made       | 4, at UTEP, 11/12/19                        | 7, 2x, last at Colorado State, 12/30/18    |
| FGs Attempted  | 11, 2x, last vs. George Mason, 11/27/19     | 14, at California Baptist, 1/3/19          |
| 3FGs Made      | 2, 2x, last vs. George Mason, 11/27/19      | 4, 5x, last at California Baptist, 1/3/19  |
| 3FGs Attempted | 11, vs. George Mason, 11/27/19              | 11, vs. George Mason, 11/27/19             |
| FTs Made       | 3, 2x, last vs. rv/-- New Mexico, 11/21/19  | 11, at California Baptist, 1/3/19          |
| FTs Attempted  | 4, at #17/19 Arizona, 11/21/19              | 14, at CSU Bakersfield, 2/7/19             |

# BROWN 3 TERRELL



**SENIOR**  
**GUARD • 6-1 • 170**  
**HAYWARD, CALIF. | CITY COLLEGE OF SF**

### 2019-20 SEASON HIGHLIGHTS

- Made his season debut on the road against rival UTEP.
- Second on team in scoring with 10 points against the Miners.
- Drilled a pair of free throws during SFA's home victory over Southern (11/14)
- Dealing with a nagging hip/groin injury that has limited production this year
- Held out of the Denver game (12/10) as a precaution

## 2019-20 GAME-BY-GAME STATISTICS

| Opponent          | Date       | GS | MIN      | Total         |              | 3-Pointers  |             | Free throws |             | Rebounds    |          |           |           | PF         | A        | T/O       | BLK       | STL      | PTS      | AVG       |            |
|-------------------|------------|----|----------|---------------|--------------|-------------|-------------|-------------|-------------|-------------|----------|-----------|-----------|------------|----------|-----------|-----------|----------|----------|-----------|------------|
|                   |            |    |          | FG-FGA        | PCT          | 3FG-3FGA    | PCT         | FT-FTA      | PCT         | OFF         | DEF      | TOT       | AVG       |            |          |           |           |          |          |           |            |
| at UTEP           | 11/12/2019 | *  | 34:00    | 4-11          | .364         | 2-6         | .333        | 0-2         | .000        | 2           | 5        | 7         | 7.0       | 0          | 1        | 6         | 0         | 0        | 10       | 10.0      |            |
| Southern U.       | 11/14/2019 | *  | 19:37    | 1-6           | .167         | 1-6         | .167        | 2-2         | 1.000       | 0           | 5        | 5         | 6.0       | 0          | 2        | 1         | 0         | 0        | 5        | 7.5       |            |
| at Arizona        | 11/17/2019 | *  | 20:36    | 1-8           | .125         | 1-5         | .200        | 3-4         | .750        | 0           | 2        | 2         | 4.7       | 0          | 0        | 5         | 0         | 1        | 6        | 7.0       |            |
| New Mexico        | 11/21/2019 | *  | 30:48    | 3-10          | .300         | 1-8         | .125        | 3-3         | 1.000       | 0           | 1        | 1         | 3.8       | 2          | 5        | 1         | 0         | 1        | 10       | 7.8       |            |
| vs Colorado St.   | 11/25/2019 | *  | 19:12    | 0-6           | .000         | 0-6         | .000        | 0-0         | .000        | 0           | 1        | 1         | 3.2       | 0          | 2        | 1         | 0         | 0        | 0        | 6.2       |            |
| vs South Fla.     | 11/26/2019 | *  | 25:02    | 1-2           | .500         | 1-2         | .500        | 0-0         | .000        | 0           | 1        | 1         | 2.8       | 1          | 2        | 2         | 0         | 0        | 3        | 5.7       |            |
| vs George Mason   | 11/27/2019 | *  | 29:23    | 2-11          | .182         | 2-11        | .182        | 0-0         | .000        | 0           | 3        | 3         | 2.9       | 3          | 2        | 2         | 0         | 2        | 6        | 5.7       |            |
| UTEP              | 12/03/2019 | *  | 30:25    | 1-5           | .200         | 1-3         | .333        | 0-1         | .000        | 1           | 2        | 3         | 2.9       | 3          | 1        | 0         | 0         | 1        | 3        | 5.4       |            |
| at Washington St. | 12/07/2019 | *  | 20:40    | 0-6           | .000         | 0-5         | .000        | 0-0         | .000        | 0           | 0        | 0         | 2.6       | 0          | 0        | 0         | 0         | 1        | 0        | 4.8       |            |
| <b>Totals</b>     |            |    | <b>9</b> | <b>229:43</b> | <b>13-65</b> | <b>.200</b> | <b>9-52</b> | <b>.173</b> | <b>8-12</b> | <b>.667</b> | <b>3</b> | <b>20</b> | <b>23</b> | <b>2.6</b> | <b>9</b> | <b>15</b> | <b>18</b> | <b>0</b> | <b>6</b> | <b>43</b> | <b>4.8</b> |

### Player Averages

| Games Played | Minutes/game | Points/game | FG Pct | 3FG Pct | FT Pct | Rebounds/game | Assists/game | Turnovers/game | Assist/Turnover ratio | Steals/game | Blocks/game |
|--------------|--------------|-------------|--------|---------|--------|---------------|--------------|----------------|-----------------------|-------------|-------------|
| 9            | 25.5         | 4.8         | 20.0   | 17.3    | 66.7   | 2.6           | 1.7          | 2.0            | 0.8                   | 0.7         | 0.0         |

## T. BROWN'S CAREER STATISTICS

| SEASON                | TEAM         | GP-GS            | MIN/AVG        | Field Goals |               | 3-Point     |                | F-Throws    |           | Rebounds   |            |            |              | Scoring    |            |          |           |            |            |      |
|-----------------------|--------------|------------------|----------------|-------------|---------------|-------------|----------------|-------------|-----------|------------|------------|------------|--------------|------------|------------|----------|-----------|------------|------------|------|
|                       |              |                  |                | FG-FGA      | FG%           | 3FG-FGA     | 3FG%           | FT-FTA      | FT%       | OFF        | DEF        | TOT        | AVG          | PF-FO      | AST        | TO       | BLK       | STL        | PTS        | AVG  |
| 2016-17               | SJSU         | 25-9             | 538/21.5       | 53-150      | .353          | 17-52       | .327           | 57-76       | .750      | 8          | 33         | 41         | 1.6          | 52-2       | 42         | 36       | 1         | 17         | 180        | 7.2  |
| 2018-19               | NMSU         | 34-17            | 828/24.4       | 107-255     | .420          | 66-157      | .420           | 104-134     | .776      | 19         | 71         | 90         | 2.6          | 53-0       | 44         | 50       | 1         | 20         | 384        | 11.3 |
| 2019-20               | NMSU         | 9-9              | 230/25.5       | 13-65       | .200          | 9-52        | .173           | 8-12        | .667      | 3          | 20         | 23         | 2.6          | 9-0        | 15         | 18       | 0         | 6          | 43         | 4.8  |
| <b>TOTAL FOR NMSU</b> | <b>43-26</b> | <b>1058/24.6</b> | <b>120-320</b> | <b>.375</b> | <b>75-209</b> | <b>.359</b> | <b>112-146</b> | <b>.767</b> | <b>22</b> | <b>91</b>  | <b>113</b> | <b>2.6</b> | <b>62-0</b>  | <b>59</b>  | <b>68</b>  | <b>1</b> | <b>26</b> | <b>427</b> | <b>9.9</b> |      |
| <b>TOTAL</b>          | <b>68-35</b> | <b>1596/23.5</b> | <b>173-470</b> | <b>.368</b> | <b>92-261</b> | <b>.352</b> | <b>169-222</b> | <b>.761</b> | <b>30</b> | <b>124</b> | <b>154</b> | <b>2.3</b> | <b>114-2</b> | <b>101</b> | <b>104</b> | <b>2</b> | <b>43</b> | <b>607</b> | <b>8.9</b> |      |







# 5 HENRY CLAYTON

SENIOR  
GUARD • 6-4 • 200  
CALGARY, CANADA | PALM BEACH STATE

| Stat           | 2018-19 Season High                    | Career High |
|----------------|--|-------------|
| Points         | 14, 2x, Last vs. GCU, 3/16/19          | Same        |
| Rebounds       | 9, 2x, Last vs. Utah Valley, 2/14/19   | Same        |
| Assists        | 2, 7x, Last at UMKC, 2/28/19           | Same        |
| Blocks         | 1, 2x, Last vs. #14/18 Auburn, 3/21/19 | Same        |
| Steals         | 3, at UMKC, 2/28/19                    | Same        |
| FGs Made       | 5, 3x, Last vs. GCU, 3/16/19           | Same        |
| FGs Attempted  | 9, 6x, Last vs. GCU, 3/16/19           | Same        |
| 3FGs Made      | 4, 3x, Last vs. GCU, 3/16/19           | Same        |
| 3FGs Attempted | 8, vs. Chicago State, 3/14/19          | Same        |
| FTs Made       | 4, Seattle U, 2/16/19                  | Same        |
| FTs Attempted  | 4, 2x, Last vs. Seattle U, 2/16/19     | Same        |

### 2018-19 SEASON HIGHLIGHTS

- Made his Aggie debut with 8pts and 7rebs on 4-of-7 shooting vs. NDSU.
- Team-high 14pts with 5rebs & 2asts on 5-of-9 shooting (4-of-7 3FG) vs. UTEP at home.
- Posted 9pts with 9rebs in win over Eastern New Mexico at home.
- Had 9pts with 5rebs on 3-of-6 shooting from 3-point land in win at UTEP.
- Scored 8pts on 3-of-3 shooting and 2-of-2 from 3 with 5rebs in win at Seattle U.
- Tallied 9pts and 5rebs for NM State in home win over UMKC.

- Posted 12pts on 4-of-7 from downtown in win over Chicago State at home.
- Nearly had a double-double with 11pts and 9rebs in win over Utah Valley.
- Had 7pts and 5rebs on 4-of-4 shooting from the line in comeback win over Seattle U.
- Scored 10pts with 5rebs in WAC quarterfinal win against Chicago State.
- Had 12pts on 5-of-9 shooting with 4rebs in semifinal win over UTRGV.
- Posted 14pts on 4-of-7 shooting from three in WAC Tournament Championship game.

## 2018-19 GAME-BY-GAME STATISTICS

| Opponent                | Date     | gp | min | Total  |        | 3-Point |        | Free Throws |       | Rebounds |     |     |     | Points |     |     |     |   |    |      |     |
|-------------------------|----------|----|-----|--------|--------|---------|--------|-------------|-------|----------|-----|-----|-----|--------|-----|-----|-----|---|----|------|-----|
|                         |          |    |     | fg-fga | fg%    | 3fg-fga | 3fg%   | ft-fa       | ft%   | off      | def | tot | avg | pts    | pts | pts | avg |   |    |      |     |
| NORTH DAKOTA ST.        | 11/06/18 | *  | 20  | 4-7    | .571   | 0-3     | .000   | 0-0         | .000  | 4        | 3   | 7   | 7.0 | 2      | 1   | 0   | 0   | 0 | 0  | 8.0  |     |
| UTEP                    | 11/09/18 | *  | 26  | 5-9    | .556   | 4-7     | .571   | 0-0         | .000  | 1        | 4   | 5   | 6.0 | 2      | 2   | 0   | 0   | 1 | 14 | 11.0 |     |
| SANIT MARYS (CA)        | 11/14/18 | *  | 14  | 0-1    | .000   | 0-0     | .000   | 1-2         | .500  | 0        | 2   | 2   | 4.7 | 0      | 1   | 0   | 0   | 0 | 1  | 7.7  |     |
| at New Mexico           | 11/17/18 | *  | 20  | 2-6    | .333   | 1-5     | .200   | 2-2         | 1.000 | 1        | 3   | 4   | 4.5 | 3      | 0   | 1   | 0   | 0 | 7  | 7.5  |     |
| EASTERN N.M.            | 11/21/18 | *  | 22  | 3-9    | .333   | 2-6     | .333   | 1-2         | .500  | 3        | 6   | 9   | 5.4 | 0      | 0   | 0   | 0   | 0 | 9  | 7.8  |     |
| at UTEP                 | 11/28/18 | *  | 31  | 3-6    | .500   | 3-6     | .500   | 0-0         | .000  | 1        | 4   | 5   | 5.3 | 1      | 2   | 2   | 0   | 1 | 9  | 8.0  |     |
| WASHINGTON ST.          | 12/01/18 | *  | 17  | 2-8    | .250   | 1-6     | .167   | 0-0         | .000  | 0        | 0   | 0   | 4.6 | 1      | 0   | 1   | 0   | 0 | 5  | 7.6  |     |
| NEW MEXICO              | 12/04/18 | *  | 6   | 0-1    | .000   | 0-1     | .000   | 0-0         | .000  | 1        | 1   | 2   | 4.3 | 0      | 0   | 1   | 0   | 0 | 0  | 6.6  |     |
| at Kansas               | 12/08/18 | *  | 3   | 0-1    | .000   | 0-1     | .000   | 0-0         | .000  | 0        | 0   | 0   | 3.0 | 0      | 0   | 0   | 0   | 0 | 0  | 5.9  |     |
| NORTHERN COLO.          | 12/17/18 | *  | 18  | 2-4    | .500   | 2-4     | .500   | 0-0         | .000  | 0        | 3   | 3   | 3.7 | 0      | 2   | 0   | 0   | 0 | 6  | 5.9  |     |
| CSUN                    | 12/19/18 | *  | 13  | 0-2    | .000   | 0-2     | .000   | 0-0         | .000  | 0        | 3   | 3   | 3.6 | 1      | 1   | 3   | 0   | 0 | 0  | 5.4  |     |
| vs DRAKE UNIVERSITY     | 12/22/18 | *  | 5   | 0-3    | .000   | 0-3     | .000   | 0-0         | .000  | 0        | 0   | 0   | 3.3 | 0      | 0   | 0   | 0   | 0 | 0  | 4.9  |     |
| vs Washington St.       | 12/23/18 | *  | 3   | 0-2    | .000   | 0-1     | .000   | 0-0         | .000  | 0        | 0   | 0   | 3.1 | 0      | 0   | 0   | 0   | 0 | 0  | 4.5  |     |
| at Colorado State       | 12/30/18 | *  | 9   | 2-4    | .500   | 2-4     | .500   | 0-0         | .000  | 1        | 2   | 3   | 3.1 | 3      | 0   | 0   | 0   | 0 | 6  | 4.6  |     |
| at California Baptist   | 01/03/19 | *  | 3   | 0-1    | .000   | 0-1     | .000   | 0-0         | .000  | 0        | 0   | 0   | 2.9 | 0      | 0   | 0   | 1   | 0 | 0  | 4.3  |     |
| GRAND CANYON            | 01/10/19 | *  | 1   | 0-0    | .000   | 0-0     | .000   | 0-0         | .000  | 0        | 0   | 0   | 2.7 | 0      | 0   | 0   | 0   | 0 | 0  | 4.1  |     |
| CSU BAKERSFIELD         | 01/12/19 | *  | 7   | 1-2    | .500   | 1-2     | .500   | 0-0         | .000  | 0        | 0   | 0   | 2.5 | 0      | 0   | 0   | 0   | 0 | 3  | 4.0  |     |
| at Seattle U            | 01/17/19 | *  | 16  | 3-3    | 1.000  | 2-2     | 1.000  | 0-1         | .000  | 1        | 4   | 5   | 2.7 | 1      | 0   | 2   | 0   | 0 | 8  | 4.2  |     |
| at Utah Valley          | 01/19/19 | *  | 9   | 0-3    | .000   | 0-3     | .000   | 0-0         | .000  | 0        | 0   | 0   | 2.5 | 1      | 1   | 0   | 0   | 0 | 0  | 4.0  |     |
| at UT Rio Grande Valley | 1/26/19  | *  | 12  | 0-2    | .000   | 0-2     | .000   | 0-0         | .000  | 1        | 4   | 5   | 2.7 | 2      | 2   | 0   | 0   | 0 | 0  | 3.8  |     |
| UMKC                    | 01/31/19 | *  | 20  | 4-7    | .571   | 1-3     | .333   | 0-0         | .000  | 3        | 2   | 5   | 2.8 | 0      | 1   | 0   | 0   | 0 | 9  | 4.0  |     |
| CHICAGO ST.             | 02/02/19 | *  | 15  | 4-7    | .571   | 4-7     | .571   | 0-0         | .000  | 1        | 2   | 3   | 2.8 | 1      | 1   | 0   | 0   | 0 | 12 | 4.4  |     |
| at CSU Bakersfield      | 02/07/19 | *  | 21  | 3-7    | .429   | 2-6     | .333   | 0-0         | .000  | 1        | 3   | 4   | 2.8 | 1      | 0   | 3   | 0   | 0 | 0  | 4.6  |     |
| at Grand Canyon         | 02/09/19 | *  | 17  | 4-6    | .667   | 1-3     | .333   | 0-0         | .000  | 2        | 2   | 4   | 2.9 | 2      | 0   | 0   | 0   | 0 | 9  | 4.8  |     |
| UTAH VALLEY             | 02/14/19 | *  | 26  | 3-9    | .333   | 2-7     | .286   | 3-4         | .750  | 2        | 7   | 9   | 3.1 | 1      | 2   | 0   | 0   | 0 | 11 | 5.0  |     |
| SEATTLE U               | 02/16/19 | *  | 24  | 1-3    | .333   | 1-3     | .333   | 4-4         | 1.000 | 1        | 4   | 5   | 3.2 | 4      | 0   | 1   | 0   | 0 | 7  | 5.1  |     |
| TEX. A&M INTL           | 02/19/19 | *  | 11  | 3-4    | .750   | 2-3     | .667   | 0-0         | .000  | 0        | 5   | 5   | 3.3 | 0      | 0   | 0   | 0   | 0 | 0  | 5.2  |     |
| UT RIO GRANDE VALLEY    | 02/23/19 | *  | 18  | 0-4    | .000   | 0-3     | .000   | 1-2         | .500  | 3        | 3   | 6   | 3.4 | 0      | 2   | 2   | 0   | 0 | 1  | 5.0  |     |
| at UMKC                 | 2/28/19  | *  | 22  | 2-4    | .500   | 1-3     | .333   | 0-0         | .000  | 1        | 3   | 4   | 3.4 | 1      | 2   | 1   | 0   | 3 | 5  | 5.0  |     |
| at Chicago St.          | 03/02/19 | *  | 20  | 2-8    | .250   | 1-5     | .200   | 0-2         | .000  | 1        | 2   | 3   | 3.4 | 1      | 1   | 0   | 0   | 0 | 5  | 5.0  |     |
| CALIFORNIA BAPTIST      | 03/03/19 | *  | 12  | 1-3    | .333   | 1-2     | .500   | 0-0         | .000  | 1        | 1   | 2   | 3.3 | 1      | 1   | 0   | 1   | 0 | 3  | 5.0  |     |
| vs Chicago St.          | 03/14/19 | *  | 20  | 3-9    | .333   | 2-8     | .250   | 2-2         | 1.000 | 3        | 2   | 5   | 3.4 | 2      | 1   | 2   | 0   | 1 | 10 | 5.1  |     |
| vs UT Rio Grande Valley | 03/15/19 | *  | 24  | 5-9    | .556   | 2-5     | .400   | 0-0         | .000  | 0        | 4   | 4   | 3.4 | 1      | 1   | 0   | 0   | 0 | 12 | 5.3  |     |
| vs Grand Canyon         | 03/16/19 | *  | 14  | 5-9    | .556   | 4-7     | .571   | 0-0         | .000  | 1        | 0   | 1   | 3.3 | 0      | 0   | 0   | 0   | 0 | 14 | 5.6  |     |
| vs Auburn               | 03/21/19 | *  | 8   | 0-0    | .000   | 0-0     | .000   | 0-0         | .000  | 0        | 0   | 0   | 3.2 | 2      | 0   | 1   | 1   | 1 | 0  | 5.4  |     |
| Totals                  |          |    | 25  | 527    | 67-163 | .411    | 42-124 | .339        | 14-21 | .667     | 34  | 79  | 113 | 3.2    | 34  | 24  | 20  | 3 | 7  | 190  | 5.4 |

## HENRY'S CAREER STATISTICS


| SEASON       | TEAM | GP-GS        | MIN/AVG         | Field Goals   |             | 3-Point       |             | F-Throws     |             | Rebounds  |           |            |            | Scoring     |           |           |          |          |            |            |
|--------------|------|--------------|-----------------|---------------|-------------|---------------|-------------|--------------|-------------|-----------|-----------|------------|------------|-------------|-----------|-----------|----------|----------|------------|------------|
|              |      |              |                 | FG-FGA        | FG%         | 3FG-FGA       | 3FG%        | FT-FTA       | FT%         | OFF       | DEF       | TOT        | AVG        | PF-FO       | AST       | TO        | BLK      | STL      | PTS        | AVG        |
| 2018-19      | NMSU | 35-25        | 529/15.1        | 67-163        | .411        | 42-124        | .339        | 14-21        | .667        | 34        | 79        | 113        | 3.2        | 34-0        | 24        | 20        | 3        | 7        | 190        | 5.4        |
| <b>TOTAL</b> |      | <b>35-25</b> | <b>529/15.1</b> | <b>67-163</b> | <b>.411</b> | <b>42-124</b> | <b>.339</b> | <b>14-21</b> | <b>.667</b> | <b>34</b> | <b>79</b> | <b>113</b> | <b>3.2</b> | <b>34-0</b> | <b>24</b> | <b>20</b> | <b>3</b> | <b>7</b> | <b>190</b> | <b>5.4</b> |





| Stat           | 2019-20 Season High                       | Career High                               |
|----------------|---|---|
| Points         | 21, 2x, last vs. Colorado State, 11/25/19 | 21, 2x, last vs. Colorado State, 11/25/19 |
| Rebounds       | 9, vs. Washington State, 12/7/19          | 9, vs. Washington State, 12/7/19          |
| Assists        | 3, Western New Mexico, 11/5/19            | 3, 3x, last vs. WNMU, 11/5/19             |
| Blocks         | --  | 1, 3x, last vs. Drake, 12/22/18           |
| Steals         | 1, 3x, last vs. South Florida, 11/26/19   | 2, 5x, last vs. TAMU, 2/19/19             |
| FGs Made       | 7, vs. Colorado State, 11/25/19           | 7, vs. Colorado State, 11/25/19           |
| FGs Attempted  | 12, vs. Washington State, 12/7/19         | 12, vs. Washington State, 12/7/19         |
| 3FGs Made      | 4, at #17/19 Arizona, 11/17/19            | 4, at #17/19 Arizona, 11/17/19            |
| 3FGs Attempted | 7, vs. George Mason, 11/27/19             | 7, vs. George Mason, 11/27/19             |
| FTs Made       | 7, Western New Mexico, 11/5/19            | 7, Western New Mexico, 11/5/19            |
| FTs Attempted  | 9, Western New Mexico, 11/5/19            | 9, Western New Mexico, 11/5/19            |

# RICE 10 JABARI



REDSHIRT SOPHOMORE  
GUARD • 6-4 • 180

DALLAS, TEXAS | FORT BEND MARSHALL

### 2019-20 SEASON HIGHLIGHTS

- Scored a career-high 21 points and tied a career-high with three assists in the opener versus WNMU.
- Was a career-best 6-of-9 from the field and 7-of-9 from the line against WNMU.
- Grabbed a season-high three rebounds in a home win over Southern
- Posted his second 20+ point effort of the year by matching his career high with 21 points in an overtime win over Colorado State in the opening game of the 2019 Cayman Classic

- Made his first start of the year at Denver (12/10) and amassed a game-high 18 points
- Is shooting 23-for-45 (51.1-percent) from the field through his last four games
- Has put in at least 10 points in each of his last four games

## 2019-20 GAME-BY-GAME STATISTICS

| Opponent          | Date       | GS       | MIN           | Total        |             | 3-Pointers   |             | Free throws  |             | Rebounds  |           |           |            | PF        | A         | T/O       | BLK      | STL      | PTS        | AVG         |
|-------------------|------------|----------|---------------|--------------|-------------|--------------|-------------|--------------|-------------|-----------|-----------|-----------|------------|-----------|-----------|-----------|----------|----------|------------|-------------|
|                   |            |          |               | FG-FGA       | PCT         | 3FG-3FGA     | PCT         | FT-FTA       | PCT         | OFF       | DEF       | TOT       | AVG        |           |           |           |          |          |            |             |
| Western N.M.      | 11/05/2019 |          | 20:00         | 6-9          | .667        | 2-5          | .400        | 7-9          | .778        | 0         | 1         | 1         | 1.0        | 1         | 3         | 1         | 0        | 0        | 21         | 21.0        |
| at UTEP           | 11/12/2019 |          | 20:00         | 1-6          | .167        | 0-4          | .000        | 1-2          | .500        | 1         | 0         | 1         | 1.0        | 4         | 0         | 0         | 0        | 0        | 3          | 12.0        |
| Southern U.       | 11/14/2019 |          | 05:07         | 1-2          | .500        | 0-1          | .000        | 0-0          | .000        | 2         | 1         | 3         | 1.7        | 2         | 0         | 0         | 0        | 0        | 2          | 8.7         |
| at Arizona        | 11/17/2019 |          | 19:31         | 4-6          | .667        | 4-5          | .800        | 2-4          | .500        | 1         | 2         | 3         | 2.0        | 3         | 0         | 2         | 0        | 1        | 14         | 10.0        |
| New Mexico        | 11/21/2019 |          | 21:44         | 4-7          | .571        | 0-3          | .000        | 5-6          | .833        | 1         | 2         | 3         | 2.2        | 2         | 1         | 1         | 0        | 1        | 13         | 10.6        |
| vs Colorado St.   | 11/25/2019 |          | 25:21         | 7-10         | .700        | 3-4          | .750        | 4-4          | 1.000       | 3         | 5         | 8         | 3.2        | 2         | 1         | 0         | 0        | 0        | 21         | 12.3        |
| vs South Fla.     | 11/26/2019 |          | 30:10         | 3-8          | .375        | 2-4          | .500        | 0-0          | .000        | 2         | 2         | 4         | 3.3        | 2         | 1         | 3         | 0        | 1        | 8          | 11.7        |
| vs George Mason   | 11/27/2019 |          | 30:48         | 6-11         | .545        | 3-7          | .429        | 4-4          | 1.000       | 2         | 5         | 7         | 3.8        | 1         | 1         | 2         | 0        | 0        | 19         | 12.6        |
| UTEP              | 12/03/2019 |          | 26:57         | 4-11         | .364        | 0-3          | .000        | 2-3          | .667        | 1         | 4         | 5         | 3.9        | 1         | 1         | 1         | 0        | 2        | 10         | 12.3        |
| at Washington St. | 12/07/2019 |          | 25:30         | 6-12         | .500        | 0-4          | .000        | 2-3          | .667        | 4         | 5         | 9         | 4.4        | 3         | 2         | 2         | 0        | 0        | 14         | 12.5        |
| at Denver         | 12/10/2019 | *        | 32:02         | 7-11         | .636        | 2-5          | .400        | 2-3          | .667        | 4         | 4         | 8         | 4.7        | 1         | 2         | 2         | 0        | 0        | 18         | 13.0        |
| <b>Totals</b>     |            | <b>1</b> | <b>257:11</b> | <b>49-93</b> | <b>.527</b> | <b>16-45</b> | <b>.356</b> | <b>29-38</b> | <b>.763</b> | <b>21</b> | <b>31</b> | <b>52</b> | <b>4.7</b> | <b>22</b> | <b>12</b> | <b>14</b> | <b>0</b> | <b>5</b> | <b>143</b> | <b>13.0</b> |

### Player Averages

| Games Played | Minutes/game | Points/game | FG Pct | 3FG Pct | FT Pct | Rebounds/game | Assists/game | Turnovers/game | Assist/Turnover ratio | Steals/game | Blocks/game |
|--------------|--------------|-------------|--------|---------|--------|---------------|--------------|----------------|-----------------------|-------------|-------------|
| 11           | 23.4         | 13.0        | 52.7   | 35.6    | 76.3   | 4.7           | 1.1          | 1.3            | 0.9                   | 0.5         | 0.0         |

## RICE'S CAREER STATISTICS

| SEASON       | TEAM | GP-GS     |          | Field Goals |             | 3-Point   |            | F-Throws    |           | Rebounds  |             |           |           | Scoring     |           |           |            |            |           |          |           |           |          |           |            |            |
|--------------|------|-----------|----------|-------------|-------------|-----------|------------|-------------|-----------|-----------|-------------|-----------|-----------|-------------|-----------|-----------|------------|------------|-----------|----------|-----------|-----------|----------|-----------|------------|------------|
|              |      | GP        | GS       | MIN         | AVG         | FG-FGA    | FG%        | 3FG-FGA     | 3FG%      | FT-FTA    | FT%         | OFF       | DEF       | TOT         | AVG       | PF        | FO         | AST        | TO        | BLK      | STL       | PTS       | AVG      |           |            |            |
| 2018-19      | NMSU | 31        | 5        | 339         | 10.9        | 31        | 95         | .326        | 8         | 51        | .157        | 34        | 52        | .654        | 24        | 44        | 68         | 2.2        | 45        | 0        | 24        | 15        | 5        | 16        | 104        | 3.4        |
| 2019-20      | NMSU | 11        | 1        | 257         | 23.4        | 49        | 93         | .527        | 16        | 45        | .356        | 29        | 38        | .763        | 21        | 31        | 52         | 4.7        | 22        | 0        | 12        | 14        | 0        | 5         | 143        | 13.0       |
| <b>TOTAL</b> |      | <b>42</b> | <b>6</b> | <b>596</b>  | <b>14.2</b> | <b>80</b> | <b>188</b> | <b>.426</b> | <b>24</b> | <b>96</b> | <b>.250</b> | <b>63</b> | <b>90</b> | <b>.700</b> | <b>45</b> | <b>75</b> | <b>120</b> | <b>2.9</b> | <b>67</b> | <b>0</b> | <b>36</b> | <b>29</b> | <b>5</b> | <b>21</b> | <b>247</b> | <b>5.9</b> |





# 12 HARRIS AJ

REDSHIRT SENIOR  
GUARD • 5-9 • 170  
DAYTON, OHIO | OHIO STATE

| Stat           | 2018-19 Season High                 | Career High                          |
|----------------|-------------------------------------|--------------------------------------|
| Points         | 31, at New Mexico, 11/17/18         | Same                                 |
| Rebounds       | 6, Grand Canyon, 3/16/19            | 6, at Grand Canyon, 1/11/18          |
| Assists        | 9, Grand Canyon, 3/16/19            | 8, at Chicago State, 1/6/17          |
| Blocks         | 1, Utah Valley, 2/14/19             | 3, vs. Seattle U, 3/9/18             |
| Steals         | 4, 2x, Last at CSUB, 2/7/19         | 4, 2x, Last at CSUB, 2/7/19          |
| FGs Made       | 9, at New Mexico, 11/17/18          | Same                                 |
| FGs Attempted  | 16, vs. Wazzu, 12/23/18             | 17, at New Mexico, 12/9/17           |
| 3FGs Made      | 6, at New Mexico, 11/17/18          | Same                                 |
| 3FGs Attempted | 8, 2x, Last at #2 Kansas, 12/8/18   | 8, at UT Rio Grande Valley, 3/3/18   |
| FTs Made       | 7, 2x, Last at Utah Valley, 1/19/19 | 8, vs. Grand Canyon, 2/10/18         |
| FTs Attempted  | 10, at New Mexico, 11/17/18         | 10, 2x, Last at New Mexico, 11/17/18 |

### 2018-19 SEASON HIGHLIGHTS

- Had 7pts, 2ast and a rebound in season-opening win vs. North Dakota State.
- Posted team-high 15pts on 6-of-14 shooting against Saint Mary's at home.
- Career-high 31 points on 9-of-11 shooting (6-6 3FG) at New Mexico.
- 12pts, 3rebs, 2asts in win over Washington State at home.
- Posted 9pts and 6asts in lopsided 100-65 win over New Mexico at home.
- Had 8pts, 5asts and 2rebs in 63-60 loss to #2 Kansas at the Sprint Center.

- Had 15pts, 3asts in win over Washington State in Las Vegas.
- Scored 15pts (7-15 FG) with 3asts in loss at California Baptist.
- 9pts, 7asts and 2rebs in buzzer-beating win over Grand Canyon at home.
- Scored 11pts on 5-of-7 shooting against Chicago State.
- Posted 15pts on 4-of-7 shooting from 3-point range against UTRGV in semifinal win.

## 2018-19 GAME-BY-GAME STATISTICS

| Opponent                | Date     | gp | min | Total  |         | 3-Point |        | Free Throws |       | Rebounds |     |     |     | pts |    |     |     |     |     |      |     |
|-------------------------|----------|----|-----|--------|---------|---------|--------|-------------|-------|----------|-----|-----|-----|-----|----|-----|-----|-----|-----|------|-----|
|                         |          |    |     | fg-fga | fg%     | 3fg-fga | 3fg%   | ft-fa       | ft%   | off      | def | tot | avg | pf  | a  | to  | blk | stl | pts | avg  |     |
| NORTH DAKOTA ST.        | 11/06/18 | *  | 23  | 3-9    | .333    | 0-2     | .000   | 1-2         | .500  | 0        | 1   | 1   | 1.0 | 0   | 2  | 0   | 0   | 0   | 7   | 7.0  |     |
| UTEP                    | 11/09/18 | *  | 24  | 3-7    | .429    | 0-2     | .000   | 0-1         | .000  | 0        | 1   | 1   | 1.0 | 1   | 3  | 0   | 0   | 1   | 6   | 6.5  |     |
| SAIN'T MARY'S (CA)      | 11/14/18 | *  | 26  | 6-14   | .429    | 1-6     | .167   | 2-2         | 1.000 | 1        | 1   | 2   | 1.5 | 2   | 1  | 3   | 0   | 0   | 15  | 9.3  |     |
| at New Mexico           | 11/17/18 | *  | 30  | 9-11   | .818    | 6-6     | 1.000  | 7-10        | .700  | 0        | 0   | 0   | 1.0 | 3   | 2  | 1   | 0   | 0   | 31  | 14.8 |     |
| at UTEP                 | 11/28/18 | *  | 22  | 2-6    | .333    | 1-4     | .250   | 1-2         | .500  | 0        | 2   | 2   | 1.2 | 5   | 3  | 3   | 0   | 0   | 6   | 13.0 |     |
| WASHINGTON ST.          | 12/01/18 | *  | 29  | 5-14   | .357    | 2-8     | .250   | 0-0         | .000  | 1        | 2   | 3   | 1.5 | 0   | 2  | 0   | 0   | 1   | 12  | 12.8 |     |
| NEW MEXICO              | 12/04/18 | *  | 20  | 4-9    | .444    | 1-3     | .333   | 0-0         | .000  | 1        | 1   | 2   | 1.6 | 1   | 6  | 2   | 0   | 0   | 9   | 12.3 |     |
| at Kansas               | 12/08/18 | *  | 32  | 3-12   | .250    | 1-8     | .125   | 1-2         | .500  | 1        | 1   | 2   | 1.6 | 2   | 5  | 1   | 0   | 0   | 8   | 11.8 |     |
| NORTHERN COLO.          | 12/17/18 | *  | 31  | 3-7    | .429    | 0-3     | .000   | 1-2         | .500  | 1        | 0   | 1   | 1.6 | 3   | 3  | 3   | 0   | 1   | 7   | 11.2 |     |
| CSUN                    | 12/19/18 |    | 19  | 4-7    | .571    | 3-5     | .600   | 0-0         | .000  | 0        | 1   | 1   | 1.5 | 0   | 4  | 2   | 0   | 2   | 11  | 11.2 |     |
| vs ORANGE UNIVERSITY    | 12/22/18 |    | 32  | 4-11   | .364    | 1-7     | .143   | 1-2         | .500  | 2        | 1   | 3   | 1.6 | 0   | 2  | 1   | 0   | 1   | 10  | 11.1 |     |
| vs Washington St.       | 12/23/18 | *  | 28  | 7-16   | .438    | 1-6     | .167   | 0-0         | .000  | 1        | 1   | 2   | 1.7 | 1   | 3  | 4   | 0   | 1   | 15  | 11.4 |     |
| at Colorado State       | 12/30/18 | *  | 19  | 2-6    | .333    | 0-3     | .000   | 0-0         | .000  | 0        | 1   | 1   | 1.6 | 1   | 2  | 0   | 0   | 1   | 4   | 10.8 |     |
| at California Baptist   | 01/03/19 | *  | 26  | 7-15   | .467    | 1-2     | .500   | 0-0         | .000  | 0        | 1   | 1   | 1.6 | 4   | 3  | 0   | 0   | 2   | 15  | 11.1 |     |
| GRAND CANYON            | 01/10/19 | *  | 34  | 4-10   | .400    | 1-3     | .333   | 0-1         | .000  | 2        | 0   | 2   | 1.6 | 2   | 7  | 3   | 0   | 0   | 9   | 11.0 |     |
| at Seattle U            | 01/17/19 | *  | 23  | 1-6    | .167    | 0-3     | .000   | 0-0         | .000  | 0        | 3   | 3   | 1.7 | 0   | 4  | 1   | 0   | 0   | 2   | 10.4 |     |
| at Utah Valley          | 01/19/19 | *  | 36  | 4-10   | .400    | 3-6     | .500   | 7-7         | 1.000 | 1        | 0   | 1   | 1.6 | 2   | 5  | 2   | 0   | 2   | 10  | 10.9 |     |
| at UT Rio Grande Valley | 1/26/19  | *  | 30  | 4-7    | .571    | 3-5     | .600   | 1-2         | .500  | 0        | 2   | 2   | 1.7 | 2   | 3  | 3   | 0   | 4   | 12  | 10.9 |     |
| UMKC                    | 01/31/19 | *  | 20  | 2-6    | .333    | 1-3     | .333   | 2-2         | 1.000 | 0        | 2   | 2   | 1.7 | 3   | 6  | 2   | 0   | 0   | 7   | 10.7 |     |
| CHICAGO ST.             | 02/02/19 | *  | 16  | 2-6    | .333    | 1-3     | .333   | 0-0         | .000  | 0        | 3   | 3   | 1.8 | 1   | 3  | 0   | 0   | 3   | 5   | 10.5 |     |
| at CSU Bakersfield      | 02/07/19 | *  | 36  | 5-10   | .500    | 0-3     | .000   | 0-0         | .000  | 1        | 0   | 1   | 1.7 | 1   | 3  | 3   | 0   | 4   | 10  | 10.4 |     |
| at Grand Canyon         | 02/09/19 | *  | 33  | 4-11   | .364    | 3-6     | .500   | 0-0         | .000  | 0        | 1   | 1   | 1.7 | 1   | 3  | 2   | 0   | 0   | 11  | 10.5 |     |
| UTAH VALLEY             | 02/14/19 | *  | 24  | 0-5    | .000    | 0-3     | .000   | 0-0         | .000  | 0        | 3   | 3   | 1.7 | 3   | 3  | 0   | 1   | 1   | 0   | 10.0 |     |
| SEATTLE U               | 02/16/19 | *  | 29  | 3-9    | .333    | 2-6     | .333   | 4-4         | 1.000 | 1        | 2   | 3   | 1.8 | 1   | 3  | 2   | 0   | 0   | 12  | 10.1 |     |
| TEX. A&M INTL           | 02/19/19 | *  | 17  | 1-2    | .500    | 0-1     | .000   | 0-0         | .000  | 0        | 1   | 1   | 1.8 | 0   | 4  | 0   | 0   | 1   | 2   | 9.8  |     |
| UT RIO GRANDE VALLEY    | 02/23/19 | *  | 22  | 4-6    | .667    | 4-6     | .667   | 2-2         | 1.000 | 0        | 0   | 0   | 1.7 | 3   | 3  | 2   | 0   | 0   | 14  | 9.9  |     |
| at UMKC                 | 2/28/19  | *  | 26  | 2-4    | .500    | 2-4     | .500   | 0-1         | .000  | 0        | 4   | 4   | 1.8 | 2   | 3  | 3   | 0   | 2   | 6   | 9.8  |     |
| at Chicago St.          | 03/02/19 | *  | 18  | 5-7    | .714    | 1-3     | .333   | 0-0         | .000  | 0        | 0   | 0   | 1.7 | 0   | 1  | 1   | 0   | 2   | 11  | 9.8  |     |
| CALIFORNIA BAPTIST      | 03/03/19 | *  | 23  | 1-6    | .167    | 1-1     | 1.000  | 0-0         | .000  | 0        | 1   | 1   | 1.7 | 1   | 4  | 2   | 0   | 0   | 3   | 9.6  |     |
| vs Chicago St.          | 03/14/19 | *  | 19  | 1-4    | .250    | 0-3     | .000   | 1-2         | .500  | 1        | 1   | 2   | 1.7 | 0   | 3  | 1   | 0   | 0   | 3   | 9.4  |     |
| vs UT Rio Grande Valley | 03/15/19 | *  | 24  | 5-9    | .556    | 4-7     | .571   | 1-2         | .500  | 0        | 2   | 2   | 1.7 | 4   | 1  | 0   | 0   | 0   | 15  | 9.5  |     |
| vs Grand Canyon         | 03/16/19 | *  | 25  | 3-7    | .429    | 2-5     | .400   | 0-0         | .000  | 1        | 5   | 6   | 1.8 | 2   | 9  | 2   | 0   | 2   | 8   | 9.5  |     |
| vs Auburn               | 03/21/19 | *  | 28  | 2-6    | .333    | 0-3     | .000   | 2-4         | .500  | 1        | 1   | 2   | 1.8 | 2   | 2  | 4   | 0   | 0   | 6   | 9.4  |     |
| Totals                  |          |    | 31  | 844    | 115-273 | .421    | 46-139 | .331        | 34-50 | .680     | 16  | 45  | 61  | 1.8 | 53 | 111 | 53  | 1   | 31  | 310  | 9.4 |

## HARRIS' CAREER STATISTICS

| SEASON       | TEAM | GP-GS        | MIN/AVG          | Field Goals    |             | 3-Point       |             | F-Throws      |             | Rebounds  |           |            |            | Scoring      |            |            |           |           |            |            |
|--------------|------|--------------|------------------|----------------|-------------|---------------|-------------|---------------|-------------|-----------|-----------|------------|------------|--------------|------------|------------|-----------|-----------|------------|------------|
|              |      |              |                  | FG-FGA         | FG%         | 3FG-FGA       | 3FG%        | FT-FTA        | FT%         | OFF       | DEF       | TOT        | AVG        | PF-FO        | AST        | TO         | BLK       | STL       | PTS        | AVG        |
| 2017-18      | NMSU | 33-33        | 914/27.7         | 121-300        | .403        | 37-127        | .291        | 32-58         | .552        | 14        | 50        | 64         | 1.9        | 69-0         | 97         | 53         | 10        | 30        | 311        | 9.4        |
| 2018-19      | NMSU | 33-31        | 842/25.5         | 115-273        | .421        | 46-139        | .331        | 34-50         | .680        | 16        | 45        | 61         | 1.8        | 53-1         | 111        | 53         | 1         | 31        | 310        | 9.4        |
| <b>TOTAL</b> |      | <b>66-64</b> | <b>1756/26.6</b> | <b>236-573</b> | <b>.412</b> | <b>83-266</b> | <b>.312</b> | <b>66-108</b> | <b>.611</b> | <b>30</b> | <b>95</b> | <b>125</b> | <b>1.9</b> | <b>122-1</b> | <b>208</b> | <b>106</b> | <b>11</b> | <b>61</b> | <b>621</b> | <b>9.4</b> |



| Stat           | 2019-20 Season High                        | Career High                                |
|----------------|--|--|
| Points         | 14, vs. UTEP, 12/3/19                      | 22, at Colorado State, 12/30/18            |
| Rebounds       | 6, 2x, last vs. rv/-- New Mexico, 11/21/19 | 12, at Weber State, 12/3/16                |
| Assists        | 2, 3x, last vs. Washington State, 12/7/19  | 6, at IPFW, 2/13/16                        |
| Blocks         | 1, vs. George Mason, 11/27/19              | 2, vs. North Dakota State, 11/6/18         |
| Steals         | 2, vs. South Florida, 11/26/19             | 4, vs. South Dakota State, 3/7/16          |
| FGs Made       | 4, 2x, last vs. UTEP, 12/3/19              | 8, 2x, last at Colorado State, 12/30/18    |
| FGs Attempted  | 8, 2x, last vs. UTEP, 12/3/19              | 17, at Eastern Washington, 11/26/16        |
| 3FGs Made      | 2, vs. UTEP, 12/3/19                       | 4, 2x, last vs. California Baptist, 3/9/19 |
| 3FGs Attempted | 4, 3x, last vs. UTEP, 12/3/19              | 8, vs. California Baptist, 3/9/19          |
| FTs Made       | 7, vs. Southern, 11/14/19                  | 7, 2x, last vs. Southern, 11/14/19         |
| FTs Attempted  | 10, vs. Southern, 11/14/19                 | 15, vs. Idaho State, 11/25/15              |

# BOBBITT 13

## C.J.



**REDSHIRT SENIOR**  
**FORWARD • 6-7 • 220**  
**KILLEEN, TEXAS | DENVER**

### 2019-20 SEASON HIGHLIGHTS

- Started in the opener against WNMU and was 4-for-4 from the line.
- Played 24 minutes in a start at rival UTEP
- Scored a team and season-high 14 points in the Aggies' three-point win over UTEP (12/3)

## 2019-20 GAME-BY-GAME STATISTICS

| Opponent          | Date       | GS | MIN              | Total        |             | 3-Pointers  |             | Free throws  |             | Rebounds  |           |           |            | PF        | A         | T/O       | BLK      | STL      | PTS       | AVG        |
|-------------------|------------|----|------------------|--------------|-------------|-------------|-------------|--------------|-------------|-----------|-----------|-----------|------------|-----------|-----------|-----------|----------|----------|-----------|------------|
|                   |            |    |                  | FG-FGA       | PCT         | 3FG-3FGA    | PCT         | FT-FTA       | PCT         | OFF       | DEF       | TOT       | AVG        |           |           |           |          |          |           |            |
| Western N.M.      | 11/05/2019 | *  | 17:13            | 1-3          | .333        | 0-2         | .000        | 4-4          | 1.000       | 1         | 4         | 5         | 5.0        | 5         | 0         | 1         | 0        | 0        | 6         | 6.0        |
| at UTEP           | 11/12/2019 | *  | 24:00            | 1-7          | .143        | 0-3         | .000        | 0-0          | .000        | 1         | 5         | 6         | 5.5        | 1         | 0         | 2         | 0        | 0        | 2         | 4.0        |
| Southern U.       | 11/14/2019 | *  | 22:15            | 0-2          | .000        | 0-1         | .000        | 7-10         | .700        | 2         | 2         | 4         | 5.0        | 2         | 2         | 1         | 0        | 0        | 7         | 5.0        |
| at Arizona        | 11/17/2019 | *  | 23:00            | 1-5          | .200        | 1-4         | .250        | 3-4          | .750        | 1         | 0         | 1         | 4.0        | 2         | 1         | 0         | 0        | 0        | 6         | 5.3        |
| New Mexico        | 11/21/2019 | *  | 21:23            | 3-7          | .429        | 1-4         | .250        | 1-2          | .500        | 3         | 3         | 6         | 4.4        | 4         | 0         | 3         | 0        | 1        | 8         | 5.8        |
| vs Colorado St.   | 11/25/2019 | *  | 37:25            | 4-8          | .500        | 0-2         | .000        | 1-1          | 1.000       | 2         | 0         | 2         | 4.0        | 1         | 2         | 3         | 0        | 0        | 9         | 6.3        |
| vs South Fla.     | 11/26/2019 | *  | 19:36            | 3-5          | .600        | 1-2         | .500        | 0-0          | .000        | 2         | 3         | 5         | 4.1        | 0         | 1         | 0         | 0        | 2        | 7         | 6.4        |
| vs George Mason   | 11/27/2019 | *  | 11:45            | 1-2          | .500        | 1-2         | .500        | 0-0          | .000        | 0         | 1         | 1         | 3.8        | 2         | 1         | 0         | 1        | 0        | 3         | 6.0        |
| UTEP              | 12/03/2019 | *  | 21:08            | 4-8          | .500        | 2-4         | .500        | 4-4          | 1.000       | 1         | 1         | 2         | 3.6        | 4         | 1         | 0         | 1        | 1        | 14        | 6.9        |
| at Washington St. | 12/07/2019 | *  | 24:56            | 2-3          | .667        | 1-2         | .500        | 1-2          | .500        | 1         | 3         | 4         | 3.6        | 4         | 2         | 1         | 0        | 0        | 6         | 6.8        |
| at Denver         | 12/10/2019 | *  | 15:26            | 1-6          | .167        | 0-3         | .000        | 0-0          | .000        | 0         | 5         | 5         | 3.7        | 2         | 1         | 0         | 0        | 0        | 2         | 6.4        |
| <b>Totals</b>     |            |    | <b>11 238:06</b> | <b>21-56</b> | <b>.375</b> | <b>7-29</b> | <b>.241</b> | <b>21-27</b> | <b>.778</b> | <b>14</b> | <b>27</b> | <b>41</b> | <b>3.7</b> | <b>27</b> | <b>11</b> | <b>11</b> | <b>2</b> | <b>4</b> | <b>70</b> | <b>6.4</b> |

### Player Averages

| Games Played | Minutes/game | Points/game | FG Pct | 3FG Pct | FT Pct | Rebounds/game | Assists/game | Turnovers/game | Assist/Turnover ratio | Steals/game | Blocks/game |
|--------------|--------------|-------------|--------|---------|--------|---------------|--------------|----------------|-----------------------|-------------|-------------|
| 11           | 21.6         | 6.4         | 37.5   | 24.1    | 77.8   | 3.7           | 1.0          | 1.0            | 1.0                   | 0.4         | 0.2         |

## BOBBITT'S CAREER STATISTICS

| SEASON                | TEAM          | GP-GS            | MIN/AVG        | Field Goals |               | 3-Point     |                | F-Throws    |            | Rebounds   |            |            |              | Scoring    |            |           |           |            |            |      |
|-----------------------|---------------|------------------|----------------|-------------|---------------|-------------|----------------|-------------|------------|------------|------------|------------|--------------|------------|------------|-----------|-----------|------------|------------|------|
|                       |               |                  |                | FG-FGA      | FG%           | 3FG-FGA     | 3FG%           | FT-FTA      | FT%        | OFF        | DEF        | TOT        | AVG          | PF-FO      | AST        | TO        | BLK       | STL        | PTS        | AVG  |
| 2015-16               | Denver        | 24-22            | 537/22.4       | 70-156      | .449          | 7-31        | .226           | 54-82       | .659       | 22         | 69         | 91         | 3.8          | 72-3       | 41         | 53        | 6         | 17         | 201        | 8.4  |
| 2016-17               | Denver        | 30-27            | 782/26.1       | 121-246     | .492          | 22-61       | .361           | 44-62       | .710       | 39         | 104        | 143        | 4.8          | 91-1       | 31         | 51        | 4         | 13         | 308        | 10.3 |
| 2018-19               | NMSU          | 35-30            | 515/14.7       | 55-132      | .417          | 28-82       | .341           | 23-38       | .605       | 29         | 60         | 89         | 2.5          | 63-0       | 30         | 26        | 4         | 10         | 161        | 4.6  |
| 2019-20               | NMSU          | 11-11            | 238/21.6       | 21-56       | .375          | 7-29        | .241           | 21-27       | .778       | 14         | 27         | 41         | 3.7          | 27-1       | 11         | 11        | 2         | 4          | 70         | 6.4  |
| <b>TOTAL FOR NMSU</b> | <b>46-41</b>  | <b>754/16.4</b>  | <b>76-188</b>  | <b>.404</b> | <b>35-111</b> | <b>.315</b> | <b>44-65</b>   | <b>.677</b> | <b>43</b>  | <b>87</b>  | <b>130</b> | <b>2.8</b> | <b>90-1</b>  | <b>41</b>  | <b>37</b>  | <b>6</b>  | <b>14</b> | <b>231</b> | <b>5.0</b> |      |
| <b>TOTAL</b>          | <b>100-90</b> | <b>2073/20.7</b> | <b>267-590</b> | <b>.453</b> | <b>64-203</b> | <b>.315</b> | <b>142-209</b> | <b>.679</b> | <b>104</b> | <b>260</b> | <b>364</b> | <b>3.6</b> | <b>253-5</b> | <b>113</b> | <b>141</b> | <b>16</b> | <b>44</b> | <b>740</b> | <b>7.4</b> |      |







# 15 AURRECOECHEA IVAN

**SENIOR**  
**FORWARD • 6-8 • 235**  
**MADRID, SPAIN | INDIAN HILLS CC**

| Stat           | 2019-20 Season High                       | Career High                              |
|----------------|---|--|
| Points         | 19, vs. Southern, 11/14/19                | 23, vs. New Mexico, 12/4/18              |
| Rebounds       | 7, 3x, last at Denver, 12/10/19           | 11, 2x, last vs. Grand Canyon, 1/10/19   |
| Assists        | 2, 2x, last vs. Colorado State, 11/25/19  | 6, at #2 Kansas, 12/8/18                 |
| Blocks         | 2, vs. South Florida, 11/26/19            | 2, vs. USF, 11/26/19                     |
| Steals         | 1, 3x, last vs. Washington State, 12/7/19 | 3, at Chicago State, 3/2/19              |
| FGs Made       | 8, vs. Southern, 11/14/19                 | 10, vs. Grand Canyon, 1/10/19            |
| FGs Attempted  | 11, vs. Southern, 11/14/19                | 14, 2x, last vs. Grand Canyon, 1/10/19   |
| 3FGs Made      | 1, vs. Colorado State, 11/25/19           | 1, vs. Colorado State, 11/25/19          |
| 3FGs Attempted | 1, vs. Colorado State, 11/25/19           | 1, 2x, last vs. Colorado State, 11/25/19 |
| FTs Made       | 3, 3x, last vs. South Florida, 11/26/19   | 11, New Mexico, 12/4/18                  |
| FTs Attempted  | 8, vs. Southern, 11/14/19                 | 15, New Mexico, 12/4/18                  |

### 2019-20 SEASON HIGHLIGHTS

- Started in the season opener vs. WNMU and scores 10 points.
- Reeled in five rebounds in a start at rival UTEP.
- Came up with season highs in scoring, rebounding, FG made and FT made in a home win over Southern
- Is shooting 14-of-22 (63.6-percent) from the field through his last three games
- Matched his season high with seven rebounds in the Aggies' first road win of the season (at Denver on 12/10)

- Hit his lone three-pointer of the season in an overtime win over Colorado State in the opening game of the 2019 Cayman Classic

## 2019-20 GAME-BY-GAME STATISTICS

| Opponent          | Date       | GS | MIN       | Total         |              | 3-Pointers  |            | Free throws |              | Rebounds    |           |           |           | PF         | A         | T/O      | BLK       | STL      | PTS      | AVG       |            |
|-------------------|------------|----|-----------|---------------|--------------|-------------|------------|-------------|--------------|-------------|-----------|-----------|-----------|------------|-----------|----------|-----------|----------|----------|-----------|------------|
|                   |            |    |           | FG-FGA        | PCT          | 3FG-3FGA    | PCT        | FT-FTA      | PCT          | OFF         | DEF       | TOT       | AVG       |            |           |          |           |          |          |           |            |
| Western N.M.      | 11/05/2019 | *  | 11:39     | 4-5           | .800         | 0-0         | .000       | 2-2         | 1.000        | 1           | 1         | 2         | 2.0       | 0          | 0         | 1        | 0         | 0        | 10       | 10.0      |            |
| at UTEP           | 11/12/2019 | *  | 17:00     | 2-5           | .400         | 0-0         | .000       | 0-0         | .000         | 1           | 4         | 5         | 3.5       | 2          | 0         | 1        | 0         | 0        | 4        | 7.0       |            |
| Southern U.       | 11/14/2019 | *  | 21:58     | 8-11          | .727         | 0-0         | .000       | 3-8         | .375         | 5           | 1         | 6         | 4.3       | 3          | 1         | 2        | 0         | 0        | 19       | 11.0      |            |
| at Arizona        | 11/17/2019 | *  | 22:14     | 2-5           | .400         | 0-0         | .000       | 0-0         | .000         | 1           | 1         | 2         | 3.8       | 2          | 1         | 2        | 0         | 0        | 4        | 9.3       |            |
| New Mexico        | 11/21/2019 | *  | 35:01     | 5-8           | .625         | 0-0         | .000       | 2-2         | 1.000        | 1           | 5         | 6         | 4.2       | 2          | 2         | 4        | 0         | 1        | 12       | 9.8       |            |
| vs Colorado St.   | 11/25/2019 | *  | 18:52     | 1-3           | .333         | 1-1         | 1.000      | 3-4         | .750         | 0           | 0         | 0         | 3.5       | 3          | 2         | 2        | 0         | 0        | 6        | 9.2       |            |
| vs South Fla.     | 11/26/2019 | *  | 22:42     | 1-5           | .200         | 0-0         | .000       | 3-6         | .500         | 1           | 6         | 7         | 4.0       | 1          | 1         | 0        | 2         | 1        | 5        | 8.6       |            |
| vs George Mason   | 11/27/2019 | *  | 22:43     | 1-4           | .250         | 0-0         | .000       | 0-0         | .000         | 2           | 0         | 2         | 3.8       | 0          | 1         | 1        | 0         | 0        | 2        | 7.8       |            |
| UTEP              | 12/03/2019 | *  | 21:47     | 3-5           | .600         | 0-0         | .000       | 3-4         | .750         | 2           | 5         | 7         | 4.1       | 2          | 0         | 1        | 0         | 1        | 9        | 7.9       |            |
| at Washington St. | 12/07/2019 | *  | 13:34     | 4-7           | .571         | 0-1         | .000       | 0-1         | .000         | 2           | 3         | 5         | 4.2       | 2          | 0         | 5        | 1         | 1        | 8        | 7.9       |            |
| at Denver         | 12/10/2019 | *  | 23:52     | 7-10          | .700         | 0-0         | .000       | 0-3         | .000         | 3           | 4         | 7         | 4.5       | 4          | 0         | 3        | 0         | 0        | 14       | 8.5       |            |
| <b>Totals</b>     |            |    | <b>11</b> | <b>231:22</b> | <b>38-68</b> | <b>.559</b> | <b>1-2</b> | <b>.500</b> | <b>16-30</b> | <b>.533</b> | <b>19</b> | <b>30</b> | <b>49</b> | <b>4.5</b> | <b>21</b> | <b>8</b> | <b>22</b> | <b>3</b> | <b>4</b> | <b>93</b> | <b>8.5</b> |

### Player Averages

| Games Played | Minutes/game | Points/game | FG Pct | 3FG Pct | FT Pct | Rebounds/game | Assists/game | Turnovers/game | Assist/Turnover ratio | Steals/game | Blocks/game |
|--------------|--------------|-------------|--------|---------|--------|---------------|--------------|----------------|-----------------------|-------------|-------------|
| 11           | 21.0         | 8.5         | 55.9   | 50.0    | 53.3   | 4.5           | 0.7          | 2.0            | 0.4                   | 0.4         | 0.3         |

## AURRECOECHEA'S CAREER STATISTICS

| SEASON       | TEAM | GP-GS        | MIN/AVG         | Field Goals    |             | 3-Point    |             | F-Throws      |             | Rebounds  |            |            |            | Scoring   |          |           |           |          |           |            |            |
|--------------|------|--------------|-----------------|----------------|-------------|------------|-------------|---------------|-------------|-----------|------------|------------|------------|-----------|----------|-----------|-----------|----------|-----------|------------|------------|
|              |      |              |                 | FG-FGA         | FG%         | 3FG-FGA    | 3FG%        | FT-FTA        | FT%         | OFF       | DEF        | TOT        | AVG        | PF        | FO       | AST       | TO        | BLK      | STL       | PTS        | AVG        |
| 2018-19      | NMSU | 32-12        | 544/17.0        | 122-210        | .581        | 0-1        | .000        | 63-90         | .700        | 65        | 103        | 168        | 5.3        | 43        | 0        | 22        | 38        | 5        | 10        | 307        | 9.6        |
| 2019-20      | NMSU | 11-11        | 231/21.0        | 38-68          | .559        | 1-2        | .500        | 16-30         | .533        | 19        | 30         | 49         | 4.5        | 21        | 0        | 8         | 22        | 3        | 4         | 93         | 8.5        |
| <b>TOTAL</b> |      | <b>43-23</b> | <b>776/18.0</b> | <b>160-278</b> | <b>.576</b> | <b>1-3</b> | <b>.333</b> | <b>79-120</b> | <b>.658</b> | <b>84</b> | <b>133</b> | <b>217</b> | <b>5.0</b> | <b>64</b> | <b>0</b> | <b>30</b> | <b>60</b> | <b>8</b> | <b>14</b> | <b>400</b> | <b>9.3</b> |





| Stat           | 2019-20 Season High                     | Career High |
|----------------|---|-------------|
| Points         | --                                      | --          |
| Rebounds       | --                                      | --          |
| Assists        | --                                      | --          |
| Blocks         | --                                      | --          |
| Steals         | --                                      | --          |
| FGs Made       | --                                      | --          |
| FGs Attempted  | 1, 2x, last vs. South Florida, 11/26/19 | Same        |
| 3FGs Made      | --                                      | --          |
| 3FGs Attempted | 1, at #17/19 Arizona, 11/17/19          | Same        |
| FTs Made       | --                                      | --          |
| FTs Attempted  | --                                      | --          |

# JOSEPH<sup>20</sup> DAJOUR



**JUNIOR**  
**GUARD • 6-6 • 205**  
FT. LAUDERDALE, FLA. | SOUTH PLAINS CC

### 2019-20 SEASON HIGHLIGHTS

- Made his Aggie debut in a home non-conference win over Southern (11/14)
- Played a season-high five minutes in a non-conference setback at #17/19 Arizona (11/17)

## 2019-20 GAME-BY-GAME STATISTICS

| Opponent      | Date       | GS       | MIN          | Total      |             | 3-Pointers |             | Free throws |             | Rebounds |          |          |            | Other    |          |          |          |          |          |            |
|---------------|------------|----------|--------------|------------|-------------|------------|-------------|-------------|-------------|----------|----------|----------|------------|----------|----------|----------|----------|----------|----------|------------|
|               |            |          |              | FG-FGA     | PCT         | 3FG-3FGA   | PCT         | FT-FTA      | PCT         | OFF      | DEF      | TOT      | AVG        | PF       | A        | T/O      | BLK      | STL      | PTS      | AVG        |
| Southern U.   | 11/14/2019 |          | 00:55        | 0-0        | .000        | 0-0        | .000        | 0-0         | .000        | 0        | 0        | 0        | 0.0        | 0        | 0        | 0        | 0        | 0        | 0        | 0.0        |
| at Arizona    | 11/17/2019 |          | 05:19        | 0-1        | .000        | 0-1        | .000        | 0-0         | .000        | 0        | 0        | 0        | 0.0        | 1        | 0        | 1        | 0        | 0        | 0        | 0.0        |
| vs South Fla. | 11/26/2019 |          | 00:23        | 0-1        | .000        | 0-0        | .000        | 0-0         | .000        | 0        | 0        | 0        | 0.0        | 0        | 0        | 0        | 0        | 0        | 0        | 0.0        |
| <b>Totals</b> |            | <b>0</b> | <b>06:37</b> | <b>0-2</b> | <b>.000</b> | <b>0-1</b> | <b>.000</b> | <b>0-0</b>  | <b>.000</b> | <b>0</b> | <b>0</b> | <b>0</b> | <b>0.0</b> | <b>1</b> | <b>0</b> | <b>1</b> | <b>0</b> | <b>0</b> | <b>0</b> | <b>0.0</b> |

### Player Averages

| Games Played | Minutes/game | Points/game | FG Pct | 3FG Pct | FT Pct | Rebounds/game | Assists/game | Turnovers/game | Assist/Turnover ratio | Steals/game | Blocks/game |
|--------------|--------------|-------------|--------|---------|--------|---------------|--------------|----------------|-----------------------|-------------|-------------|
| 3            | 2.2          | 0.0         | 0.0    | 0.0     | 0.0    | 0.0           | 0.0          | 0.3            | 0.0                   | 0.0         | 0.0         |

## JOSEPH'S CAREER STATISTICS

| SEASON       | TEAM | GP-GS      | MIN/AVG      | Field Goals |             | 3-Point    |             | F-Throws   |             | Rebounds |          |          |            | Other    |          |          |          | Scoring  |          |            |
|--------------|------|------------|--------------|-------------|-------------|------------|-------------|------------|-------------|----------|----------|----------|------------|----------|----------|----------|----------|----------|----------|------------|
|              |      |            |              | FG-FGA      | FG%         | 3FG-FGA    | 3FG%        | FT-FTA     | FT%         | OFF      | DEF      | TOT      | AVG        | PF       | FO       | AST      | TO       | BLK      | STL      | PTS        |
| 2019-20      | NMSU | 3-0        | 7/2.2        | 0-2         | .000        | 0-1        | .000        | 0-0        | .000        | 0        | 0        | 0        | 0.0        | 1        | 0        | 1        | 0        | 0        | 0        | 0.0        |
| <b>TOTAL</b> |      | <b>3-0</b> | <b>7/2.2</b> | <b>0-2</b>  | <b>.000</b> | <b>0-1</b> | <b>.000</b> | <b>0-0</b> | <b>.000</b> | <b>0</b> | <b>0</b> | <b>0</b> | <b>0.0</b> | <b>1</b> | <b>0</b> | <b>1</b> | <b>0</b> | <b>0</b> | <b>0</b> | <b>0.0</b> |





# 21 QUEEN TRELVIN

**SENIOR**  
**GUARD • 6-6 • 190**  
**GLEN BURNIE, MD. | NMMSI**

| Stat           | 2019-20 Season High                        | Career High                                |
|----------------|--|--|
| Points         | 23, vs. rv/-- New Mexico, 11/21/19         | 27, vs. Grand Canyon, 3/16/19              |
| Rebounds       | 9, vs. rv/-- New Mexico, 11/21/19          | 9, vs. rv/-- New Mexico, 11/21/19          |
| Assists        | 7, at Denver, 12/10/19                     | 7, at Denver, 12/10/19                     |
| Blocks         | 1, 2x, last vs. Washington State, 12/7/19  | 6, vs. Seattle U, 2/16/19                  |
| Steals         | 3, 4x, last at Denver, 12/10/19            | 4, vs. Texas A&M-International, 2/19/19    |
| FGs Made       | 9, at UTEP, 11/12/19                       | 9, 2x, last at UTEP, 11/12/19              |
| FGs Attempted  | 19, 2x, last vs. Washington State, 12/7/19 | 19, 2x, last vs. Washington State, 12/7/19 |
| 3FGs Made      | 4, vs. rv/-- New Mexico, 11/21/19          | 6, vs. Grand Canyon, 3/16/19               |
| 3FGs Attempted | 10, vs. rv/-- New Mexico, 11/21/19         | 11, vs. Grand Canyon, 3/16/19              |
| FTs Made       | 4, vs. Colorado State, 11/25/19            | 4, vs. Colorado State, 11/25/19            |
| FTs Attempted  | 4, 2x, last vs. Colorado State, 11/25/19   | 4, 3x, last vs. Colorado State, 11/25/19   |

### 2019-20 SEASON HIGHLIGHTS

- Started in the season opener and put up 14 points with four assists vs. WNMU.
- Recorded a team-high 21 points in his first start at UTEP.
- Added seven rebounds and three steals in the rivalry game at UTEP.
- Splashed a trio of three-pointers in a home victory over Southern
- Scored 10 or more points in his first eight games of the season
- Has notched three of the Aggies' five 20+ point outings this year

- Dished out a career-high seven assists in a road victory at Denver (12/10)
- Corralled a career-high nine rebounds in the Aggies' home setback to rv/-- New Mexico (11/21)

## 2019-20 GAME-BY-GAME STATISTICS

| Opponent          | Date       | GS        | MIN           | Total         |             | 3-Pointers   |             | Free throws  |             | Rebounds  |           |           |            | PF        | A         | T/O       | BLK      | STL       | PTS        | AVG         |
|-------------------|------------|-----------|---------------|---------------|-------------|--------------|-------------|--------------|-------------|-----------|-----------|-----------|------------|-----------|-----------|-----------|----------|-----------|------------|-------------|
|                   |            |           |               | FG-FGA        | PCT         | 3FG-3FGA     | PCT         | FT-FTA       | PCT         | OFF       | DEF       | TOT       | AVG        |           |           |           |          |           |            |             |
| Western N.M.      | 11/05/2019 | *         | 22:06         | 5-8           | .625        | 2-3          | .667        | 2-2          | 1.000       | 2         | 1         | 3         | 3.0        | 0         | 4         | 2         | 0        | 2         | 14         | 14.0        |
| at UTEP           | 11/12/2019 | *         | 30:00         | 9-16          | .563        | 3-6          | .500        | 0-1          | .000        | 4         | 3         | 7         | 5.0        | 5         | 4         | 1         | 0        | 3         | 21         | 17.5        |
| Southern U.       | 11/14/2019 | *         | 36:36         | 7-13          | .538        | 3-7          | .429        | 3-3          | 1.000       | 1         | 4         | 5         | 5.0        | 2         | 2         | 1         | 0        | 1         | 20         | 18.3        |
| at Arizona        | 11/17/2019 | *         | 31:50         | 5-15          | .333        | 2-7          | .286        | 0-0          | .000        | 5         | 2         | 7         | 5.5        | 4         | 1         | 3         | 1        | 0         | 12         | 16.8        |
| New Mexico        | 11/21/2019 | *         | 38:25         | 8-19          | .421        | 4-10         | .400        | 3-4          | .750        | 4         | 5         | 9         | 6.2        | 0         | 4         | 2         | 0        | 1         | 23         | 18.0        |
| vs Colorado St.   | 11/25/2019 | *         | 40:31         | 7-17          | .412        | 1-7          | .143        | 4-4          | 1.000       | 0         | 3         | 3         | 5.7        | 4         | 2         | 6         | 0        | 3         | 19         | 18.2        |
| vs South Fla.     | 11/26/2019 | *         | 15:20         | 4-7           | .571        | 2-4          | .500        | 0-0          | .000        | 1         | 0         | 1         | 5.0        | 3         | 0         | 0         | 0        | 0         | 10         | 17.0        |
| vs George Mason   | 11/27/2019 | *         | 35:01         | 6-15          | .400        | 1-6          | .167        | 1-1          | 1.000       | 5         | 2         | 7         | 5.3        | 2         | 1         | 0         | 0        | 1         | 14         | 16.6        |
| UTEP              | 12/03/2019 | *         | 32:47         | 1-8           | .125        | 0-3          | .000        | 0-1          | .000        | 2         | 4         | 6         | 5.3        | 1         | 4         | 4         | 0        | 1         | 2          | 15.0        |
| at Washington St. | 12/07/2019 | *         | 38:20         | 6-19          | .316        | 2-8          | .250        | 0-0          | .000        | 3         | 4         | 7         | 5.5        | 3         | 2         | 1         | 1        | 3         | 14         | 14.9        |
| at Denver         | 12/10/2019 | *         | 33:04         | 5-9           | .556        | 3-5          | .600        | 2-2          | 1.000       | 0         | 5         | 5         | 5.5        | 3         | 7         | 4         | 0        | 3         | 15         | 14.9        |
| <b>Totals</b>     |            | <b>11</b> | <b>353:60</b> | <b>63-146</b> | <b>.432</b> | <b>23-66</b> | <b>.348</b> | <b>15-18</b> | <b>.833</b> | <b>27</b> | <b>33</b> | <b>60</b> | <b>5.5</b> | <b>27</b> | <b>31</b> | <b>24</b> | <b>2</b> | <b>18</b> | <b>164</b> | <b>14.9</b> |

### Player Averages

| Games Played | Minutes/game | Points/game | FG Pct | 3FG Pct | FT Pct | Rebounds/game | Assists/game | Turnovers/game | Assist/Turnover ratio | Steals/game | Blocks/game |
|--------------|--------------|-------------|--------|---------|--------|---------------|--------------|----------------|-----------------------|-------------|-------------|
| 11           | 32.2         | 14.9        | 43.2   | 34.8    | 83.3   | 5.5           | 2.8          | 2.2            | 1.3                   | 1.6         | 0.2         |

## QUEEN'S CAREER STATISTICS

| SEASON       | TEAM | GP-GS        | MIN/AVG         | Field Goals    |             | 3-Point       |             | F-Throws     |             | Rebounds  |           |            |            | Scoring     |           |           |           |           |            |            |
|--------------|------|--------------|-----------------|----------------|-------------|---------------|-------------|--------------|-------------|-----------|-----------|------------|------------|-------------|-----------|-----------|-----------|-----------|------------|------------|
|              |      |              |                 | FG-FGA         | FG%         | 3FG-FGA       | 3FG%        | FT-FTA       | FT%         | OFF       | DEF       | TOT        | AVG        | PF-FO       | AST       | TO        | BLK       | STL       | PTS        | AVG        |
| 2018-19      | NMSU | 25-0         | 377/15.1        | 75-158         | .475        | 28-80         | .350        | 16-26        | .615        | 33        | 39        | 72         | 2.9        | 33-0        | 42        | 18        | 19        | 25        | 194        | 7.8        |
| 2019-20      | NMSU | 11-11        | 354/32.2        | 63-146         | .432        | 23-66         | .348        | 15-18        | .833        | 27        | 33        | 60         | 5.5        | 27-1        | 31        | 24        | 2         | 18        | 164        | 14.9       |
| <b>TOTAL</b> |      | <b>36-11</b> | <b>731/20.3</b> | <b>138-304</b> | <b>.454</b> | <b>51-146</b> | <b>.349</b> | <b>31-44</b> | <b>.705</b> | <b>60</b> | <b>72</b> | <b>132</b> | <b>3.7</b> | <b>60-1</b> | <b>73</b> | <b>42</b> | <b>21</b> | <b>43</b> | <b>358</b> | <b>9.9</b> |



| Stat           | 2019-20 Season High | Career High |
|----------------|---------------------|-------------|
| Points         | --                  | --          |
| Rebounds       | --                  | --          |
| Assists        | --                  | --          |
| Blocks         | --                  | --          |
| Steals         | --                  | --          |
| FGs Made       | --                  | --          |
| FGs Attempted  | --                  | --          |
| 3FGs Made      | --                  | --          |
| 3FGs Attempted | --                  | --          |
| FTs Made       | --                  | --          |
| FTs Attempted  | --                  | --          |

# LIKAYI<sup>22</sup> WILFRIED



**JUNIOR**  
**FORWARD • 6-9 • 210**  
**PORTLAND, ORE. | CASPER COLLEGE**

### 2019-20 SEASON HIGHLIGHTS

•Transferred from Casper College.

## 2019-20 GAME-BY-GAME STATISTICS

## LIKAYA'S CAREER STATISTICS

| Season      | gp           | pts         | reb         | ast            | blk         | stl           | Total       |                | 3Point      |            | FT         |            | Rebounds   |            |          |           | Scoring   |           |           |            |             |
|-------------|--------------|-------------|-------------|----------------|-------------|---------------|-------------|----------------|-------------|------------|------------|------------|------------|------------|----------|-----------|-----------|-----------|-----------|------------|-------------|
|             |              |             |             |                |             |               | fg          | at             | fg          | at         | made       | at         | off        | def        | tot      | avg       | pts       | reb       |           |            |             |
| 2017-18*    | 31-21        | 643         | 20.7        | 117-258        | .457        | 40-126        | .317        | 57-74          | .770        | 50         | 123        | 173        | 5.6        | 62         | 0        | 31        | 45        | 25        | 18        | 331        | 10.7        |
| 2018-19*    | 28-24        | 728         | 26.0        | 162-323        | .502        | 48-124        | .387        | 98-127         | .772        | 72         | 147        | 219        | 7.8        | 85         | 3        | 34        | 43        | 39        | 12        | 470        | 16.8        |
| <b>All*</b> | <b>59-45</b> | <b>1371</b> | <b>23.2</b> | <b>279-681</b> | <b>.472</b> | <b>88-250</b> | <b>.352</b> | <b>155-201</b> | <b>.771</b> | <b>122</b> | <b>270</b> | <b>392</b> | <b>6.6</b> | <b>147</b> | <b>3</b> | <b>65</b> | <b>88</b> | <b>64</b> | <b>30</b> | <b>801</b> | <b>13.6</b> |





# 24 MCNAIR WILLIAM

**REDSHIRT FRESHMAN**  
**FORWARD • 6-10 • 265**  
**PHILADELPHIA, PA. | MLK HS**

| Stat           | 2019-20 Season High              | Career High |
|----------------|----------------------------------|-------------|
| Points         | 11, Western New Mexico, 11/5/19  | Same        |
| Rebounds       | 7, Western New Mexico, 11/5/19   | Same        |
| Assists        | --                               | Same        |
| Blocks         | 2, vs. Washington State, 12/7/19 | Same        |
| Steals         | 1, at UTEP, 11/12/19             | Same        |
| FGs Made       | 4, Western New Mexico, 11/5/19   | Same        |
| FGs Attempted  | 5, Western New Mexico, 11/5/19   | Same        |
| 3FGs Made      | --                               | Same        |
| 3FGs Attempted | --                               | Same        |
| FTs Made       | 3, Western New Mexico, 11/5/19   | Same        |
| FTs Attempted  | 4, Western New Mexico, 11/5/19   | Same        |

### 2019-20 SEASON HIGHLIGHTS

- Made his first appearance as an Aggie in the opener vs.WNMU
- Tallied 11 points and seven rebounds in his first game
- Posted the first blocked shot of his career in a home win over Southern
- Has blocked four shots over his last three games

## 2019-20 GAME-BY-GAME STATISTICS

| Opponent          | Date       | GS       | MIN          | Total        |             | 3-Pointers |             | Free throws |             | Rebounds |           |           |            | PF       | A        | T/O      | BLK      | STL      | PTS       | AVG        |
|-------------------|------------|----------|--------------|--------------|-------------|------------|-------------|-------------|-------------|----------|-----------|-----------|------------|----------|----------|----------|----------|----------|-----------|------------|
|                   |            |          |              | FG-FGA       | PCT         | 3FG-3FGA   | PCT         | FT-FTA      | PCT         | OFF      | DEF       | TOT       | AVG        |          |          |          |          |          |           |            |
| Western N.M.      | 11/05/2019 |          | 17:09        | 4-5          | .800        | 0-0        | .000        | 3-4         | .750        | 3        | 4         | 7         | 7.0        | 0        | 0        | 0        | 0        | 0        | 11        | 11.0       |
| at UTEP           | 11/12/2019 |          | 07:00        | 0-0          | .000        | 0-0        | .000        | 0-1         | .000        | 1        | 2         | 3         | 5.0        | 0        | 0        | 0        | 0        | 1        | 0         | 5.5        |
| Southern U.       | 11/14/2019 |          | 08:05        | 0-0          | .000        | 0-0        | .000        | 1-2         | .500        | 1        | 0         | 1         | 3.7        | 2        | 0        | 0        | 1        | 0        | 1         | 4.0        |
| at Arizona        | 11/17/2019 |          | 06:50        | 1-2          | .500        | 0-0        | .000        | 0-0         | .000        | 1        | 1         | 2         | 3.3        | 1        | 0        | 0        | 0        | 0        | 2         | 3.5        |
| New Mexico        | 11/21/2019 |          | 00:39        | 0-0          | .000        | 0-0        | .000        | 0-0         | .000        | 0        | 0         | 0         | 2.6        | 0        | 0        | 0        | 0        | 0        | 0         | 2.8        |
| vs Colorado St.   | 11/25/2019 |          | 05:05        | 1-1          | 1.000       | 0-0        | .000        | 0-0         | .000        | 0        | 2         | 2         | 2.5        | 1        | 0        | 0        | 0        | 0        | 2         | 2.7        |
| vs South Fla.     | 11/26/2019 |          | 09:30        | 1-2          | .500        | 0-0        | .000        | 0-0         | .000        | 0        | 1         | 1         | 2.3        | 0        | 0        | 0        | 0        | 0        | 2         | 2.6        |
| vs George Mason   | 11/27/2019 |          | 03:31        | 1-2          | .500        | 0-0        | .000        | 0-0         | .000        | 1        | 0         | 1         | 2.1        | 0        | 0        | 0        | 0        | 0        | 2         | 2.5        |
| UTEP              | 12/03/2019 |          | 10:25        | 1-1          | 1.000       | 0-0        | .000        | 0-0         | .000        | 1        | 1         | 2         | 2.1        | 0        | 0        | 0        | 2        | 0        | 2         | 2.4        |
| at Washington St. | 12/07/2019 |          | 09:10        | 0-0          | .000        | 0-0        | .000        | 0-0         | .000        | 0        | 3         | 3         | 2.2        | 1        | 0        | 1        | 2        | 0        | 0         | 2.2        |
| at Denver         | 12/10/2019 |          | 13:22        | 1-2          | .500        | 0-0        | .000        | 0-0         | .000        | 0        | 0         | 0         | 2.0        | 1        | 0        | 1        | 0        | 0        | 2         | 2.2        |
| <b>Totals</b>     |            | <b>0</b> | <b>90:47</b> | <b>10-15</b> | <b>.667</b> | <b>0-0</b> | <b>.000</b> | <b>4-7</b>  | <b>.571</b> | <b>8</b> | <b>14</b> | <b>22</b> | <b>2.0</b> | <b>6</b> | <b>0</b> | <b>2</b> | <b>5</b> | <b>1</b> | <b>24</b> | <b>2.2</b> |

## MCNAIR'S CAREER STATISTICS

| SEASON       | TEAM | GP-GS       | MIN/AVG       | Field Goals  |             | 3-Point    |             | F-Throws   |             | Rebounds |           |           |            | Scoring    |          |          |          |          |           |            |
|--------------|------|-------------|---------------|--------------|-------------|------------|-------------|------------|-------------|----------|-----------|-----------|------------|------------|----------|----------|----------|----------|-----------|------------|
|              |      |             |               | FG-FGA       | FG%         | 3FG-FGA    | 3FG%        | FT-FTA     | FT%         | OFF      | DEF       | TOT       | AVG        | PF-FO      | AST      | TO       | BLK      | STL      | PTS       | AVG        |
| 2019-20      | NMSU | 11-0        | 91/8.3        | 10-15        | .667        | 0-0        | .000        | 4-7        | .571        | 8        | 14        | 22        | 2.0        | 6-0        | 0        | 2        | 5        | 1        | 24        | 2.2        |
| <b>TOTAL</b> |      | <b>11-0</b> | <b>91/8.3</b> | <b>10-15</b> | <b>.667</b> | <b>0-0</b> | <b>.000</b> | <b>4-7</b> | <b>.571</b> | <b>8</b> | <b>14</b> | <b>22</b> | <b>2.0</b> | <b>6-0</b> | <b>0</b> | <b>2</b> | <b>5</b> | <b>1</b> | <b>24</b> | <b>2.2</b> |





| Stat           | 2019-20 Season High                       | Career High                               |
|----------------|---|---|
| Points         | 4, Western New Mexico, 11/5/19            | 10, vs. CSUN, 12/19/18                    |
| Rebounds       | 3, Western New Mexico, 11/5/19            | 3, Western New Mexico, 11/5/19            |
| Assists        | 1, Western New Mexico, 11/5/19            | 1, Western New Mexico, 11/5/19            |
| Blocks         | --  | 1, vs. Kansas City, 1/31/19               |
| Steals         | 1, at Denver, 12/10/19                    | 1, 2x, last at Denver, 12/10/19           |
| FGs Made       | 2, Western New Mexico, 11/5/19            | 4, vs. CSUN, 12/19/18                     |
| FGs Attempted  | 4, Western New Mexico, 11/5/19            | 4, 2x, last vs. WNMU, 11/5/19             |
| 3FGs Made      | --  | --  |
| 3FGs Attempted | --  | --  |
| FTs Made       | 2, 2x, last vs. Washington State, 12/7/19 | 2, 6x, last vs. Washington State, 12/7/19 |
| FTs Attempted  | 2, 2x, last vs. Washington State, 12/7/19 | 4, vs. Chicago State, 2/2/19              |

# BROWN<sup>25</sup> ROBERT



**REDSHIRT SOPHOMORE**  
**FORWARD • 6-9 • 235**  
DALLAS, TEXAS | ADVANCED PREP INT'L

### 2019-20 SEASON HIGHLIGHTS

- Scored four points with three rebounds in the season opener vs. WNMU
- Saw action in the Aggies' first road win of the year at Denver where he posted his first steal of the season

## 2019-20 GAME-BY-GAME STATISTICS

| Opponent          | Date       | GS       | MIN          | Total      |             | 3-Pointers |             | Free throws |              | Rebounds |          |          |            | PF       | A        | T/O      | BLK      | STL      | PTS       | AVG        |
|-------------------|------------|----------|--------------|------------|-------------|------------|-------------|-------------|--------------|----------|----------|----------|------------|----------|----------|----------|----------|----------|-----------|------------|
|                   |            |          |              | FG-FGA     | PCT         | 3FG-3FGA   | PCT         | FT-FTA      | PCT          | OFF      | DEF      | TOT      | AVG        |          |          |          |          |          |           |            |
| Western N.M.      | 11/05/2019 |          | 16:55        | 2-4        | .500        | 0-0        | .000        | 0-0         | .000         | 0        | 3        | 3        | 3.0        | 0        | 1        | 1        | 0        | 0        | 4         | 4.0        |
| Southern U.       | 11/14/2019 |          | 04:34        | 0-1        | .000        | 0-0        | .000        | 2-2         | 1.000        | 0        | 1        | 1        | 2.0        | 3        | 0        | 1        | 0        | 0        | 2         | 3.0        |
| at Arizona        | 11/17/2019 |          | 06:58        | 0-0        | .000        | 0-0        | .000        | 0-0         | .000         | 0        | 1        | 1        | 1.7        | 1        | 0        | 0        | 0        | 0        | 2.0       |            |
| vs South Fla.     | 11/26/2019 |          | 02:37        | 1-2        | .500        | 0-0        | .000        | 0-0         | .000         | 0        | 0        | 0        | 1.3        | 1        | 0        | 0        | 0        | 0        | 2.0       |            |
| at Washington St. | 12/07/2019 |          | 03:47        | 0-0        | .000        | 0-0        | .000        | 2-2         | 1.000        | 0        | 0        | 0        | 1.0        | 0        | 0        | 0        | 0        | 0        | 2.0       |            |
| at Denver         | 12/10/2019 |          | 02:23        | 0-1        | .000        | 0-0        | .000        | 0-0         | .000         | 0        | 0        | 0        | 0.8        | 0        | 0        | 0        | 0        | 1        | 0         | 1.7        |
| <b>Totals</b>     |            | <b>0</b> | <b>37:14</b> | <b>3-8</b> | <b>.375</b> | <b>0-0</b> | <b>.000</b> | <b>4-4</b>  | <b>1.000</b> | <b>0</b> | <b>5</b> | <b>5</b> | <b>0.8</b> | <b>5</b> | <b>1</b> | <b>2</b> | <b>0</b> | <b>1</b> | <b>10</b> | <b>1.7</b> |


### Player Averages

| Games Played | Minutes/game | Points/game | FG Pct | 3FG Pct | FT Pct | Rebounds/game | Assists/game | Turnovers/game | Assist/Turnover ratio | Steals/game | Blocks/game |
|--------------|--------------|-------------|--------|---------|--------|---------------|--------------|----------------|-----------------------|-------------|-------------|
| 6            | 6.2          | 1.7         | 37.5   | 0.0     | 100.0  | 0.8           | 0.2          | 0.3            | 0.5                   | 0.2         | 0.0         |

## R. BROWN'S CAREER STATISTICS

| SEASON       | TEAM | GP-GS       | MIN/AVG       | Field Goals  |             | 3-Point    |             | F-Throws     |             | Rebounds |          |           |            | Scoring     |          |          |          |          |           |            |
|--------------|------|-------------|---------------|--------------|-------------|------------|-------------|--------------|-------------|----------|----------|-----------|------------|-------------|----------|----------|----------|----------|-----------|------------|
|              |      |             |               | FG-FGA       | FG%         | 3FG-FGA    | 3FG%        | FT-FTA       | FT%         | OFF      | DEF      | TOT       | AVG        | PF-FO       | AST      | T/O      | BLK      | STL      | PTS       | AVG        |
| 2018-19      | NMSU | 8-0         | 51/6.4        | 10-14        | .714        | 0-0        | .000        | 8-10         | .800        | 3        | 3        | 6         | 0.8        | 9-0         | 0        | 2        | 1        | 1        | 28        | 3.5        |
| 2019-20      | NMSU | 6-0         | 37/6.2        | 3-8          | .375        | 0-0        | .000        | 4-4          | 1.000       | 0        | 5        | 5         | 0.8        | 5-0         | 1        | 2        | 0        | 1        | 10        | 1.7        |
| <b>TOTAL</b> |      | <b>14-0</b> | <b>88/6.3</b> | <b>13-22</b> | <b>.591</b> | <b>0-0</b> | <b>.000</b> | <b>12-14</b> | <b>.857</b> | <b>3</b> | <b>8</b> | <b>11</b> | <b>0.8</b> | <b>14-0</b> | <b>1</b> | <b>4</b> | <b>1</b> | <b>2</b> | <b>38</b> | <b>2.7</b> |





# 32 REWALT BRYCE

**SENIOR**  
**GUARD • 5-11 • 165**  
**LAS CRUCES, N.M. | CENTENNIAL HS**

| Stat           | 2019-20 Season High                | Career High |
|----------------|------------------------------------|-------------|
| Points         | --                                 | Same        |
| Rebounds       | 1, vs. Western New Mexico, 11/5/19 | Same        |
| Assists        | --                                 | Same        |
| Blocks         | --                                 | Same        |
| Steals         | --                                 | Same        |
| FGs Made       | --                                 | Same        |
| FGs Attempted  | 2, vs. Western New Mexico, 11/5/19 | Same        |
| 3FGs Made      | --                                 | Same        |
| 3FGs Attempted | 1, vs. Western New Mexico, 11/5/19 | Same        |
| FTs Made       | --                                 | Same        |
| FTs Attempted  | --                                 | Same        |

### 2019-20 SEASON HIGHLIGHTS

• A walk-on - and high school teammate of current Aggie Tennessee Owens - made his collegiate debut in the home opener against Western New Mexico where he snared his first rebound

## 2019-20 GAME-BY-GAME STATISTICS

| Opponent      | Date       | GS       | MIN          | Total      |             | 3-Pointers |             | Free throws |             | Rebounds |          |          |            | PF       | A        | T/O      | BLK      | STL      | PTS      | AVG        |
|---------------|------------|----------|--------------|------------|-------------|------------|-------------|-------------|-------------|----------|----------|----------|------------|----------|----------|----------|----------|----------|----------|------------|
|               |            |          |              | FG-FGA     | PCT         | 3FG-3FGA   | PCT         | FT-FTA      | PCT         | OFF      | DEF      | TOT      | AVG        |          |          |          |          |          |          |            |
| Western N.M.  | 11/05/2019 |          | 06:29        | 0-2        | .000        | 0-1        | .000        | 0-0         | .000        | 0        | 1        | 1        | 1.0        | 0        | 0        | 0        | 0        | 0        | 0        | 0.0        |
| vs South Fla. | 11/26/2019 |          | 01:35        | 0-0        | .000        | 0-0        | .000        | 0-0         | .000        | 0        | 0        | 0        | 0.5        | 0        | 0        | 0        | 0        | 0        | 0        | 0.0        |
| <b>Totals</b> |            | <b>0</b> | <b>08:04</b> | <b>0-2</b> | <b>.000</b> | <b>0-1</b> | <b>.000</b> | <b>0-0</b>  | <b>.000</b> | <b>0</b> | <b>1</b> | <b>1</b> | <b>0.5</b> | <b>0</b> | <b>0</b> | <b>0</b> | <b>0</b> | <b>0</b> | <b>0</b> | <b>0.0</b> |

### Player Averages

| Games Played | Minutes/ game | Points/ game | FG Pct | 3FG Pct | FT Pct | Rebounds/ game | Assists/ game | Turnovers/ game | Assist/Turnover ratio | Steals/ game | Blocks/ game |
|--------------|---------------|--------------|--------|---------|--------|----------------|---------------|-----------------|-----------------------|--------------|--------------|
| 2            | 4.0           | 0.0          | 0.0    | 0.0     | 0.0    | 0.5            | 0.0           | 0.0             | 0.0                   | 0.0          | 0.0          |

## REWALT'S CAREER STATISTICS

| SEASON       | TEAM | GP-GS      | MIN/AVG      | Field Goals |             | 3-Point    |             | F-Throws   |             | Rebounds |          |          |            | Scoring    |          |          |          |          |          |          |            |
|--------------|------|------------|--------------|-------------|-------------|------------|-------------|------------|-------------|----------|----------|----------|------------|------------|----------|----------|----------|----------|----------|----------|------------|
|              |      |            |              | FG-FGA      | FG%         | 3FG-FGA    | 3FG%        | FT-FTA     | FT%         | OFF      | DEF      | TOT      | AVG        | PF         | FO       | AST      | TO       | BLK      | STL      | PTS      | AVG        |
| 2019-20      | NMSU | 2-0        | 8/4.0        | 0-2         | .000        | 0-1        | .000        | 0-0        | .000        | 0        | 1        | 1        | 0.5        | 0-0        | 0        | 0        | 0        | 0        | 0        | 0        | 0.0        |
| <b>TOTAL</b> |      | <b>2-0</b> | <b>8/4.0</b> | <b>0-2</b>  | <b>.000</b> | <b>0-1</b> | <b>.000</b> | <b>0-0</b> | <b>.000</b> | <b>0</b> | <b>1</b> | <b>1</b> | <b>0.5</b> | <b>0-0</b> | <b>0</b> | <b>0</b> | <b>0</b> | <b>0</b> | <b>0</b> | <b>0</b> | <b>0.0</b> |



# 35 MCCANTS JOHNNY

**JUNIOR**  
**FORWARD • 6-7 • 225**  
**LAS CRUCES, N.M. | ONATE HS**

| Stat           | 2019-20 Season High                       | Career High                              |
|----------------|---|--|
| Points         | 12, at Denver, 12/10/19                   | 17, Grand Canyon, 1/10/19                |
| Rebounds       | 8, 2x, last vs. George Mason, 11/27/19    | 16, at Cal Baptist, 1/3/19               |
| Assists        | 1, 7x, last vs. Washington State, 12/7/19 | 3, CSUN, 12/19/18                        |
| Blocks         | 2, vs. Washington State, 12/7/19          | 3, vs. 2x, Last vs. ENMU, 11/21/18       |
| Steals         | 3, 2x, last vs. Colorado State, 11/25/19  | 3, 2x, last vs. Colorado State, 11/25/19 |
| FGs Made       | 5, 2x, last at Denver, 12/10/19           | 7, Grand Canyon, 1/10/19                 |
| FGs Attempted  | 11, vs. UTEP, 12/3/19                     | 11, vs. UTEP, 12/3/19                    |
| 3FGs Made      | 2, 2x, last at Denver, 12/10/19           | 2, 3x, last at Denver, 12/10/19          |
| 3FGs Attempted | 3, 3x, last at Denver, 12/10/19           | 3, 4x, last at Denver, 12/10/19          |
| FTs Made       | 2, vs. Washington State, 12/7/19          | 6, at CSUB, 2/7/19                       |
| FTs Attempted  | 6, vs. Washington State, 12/7/19          | 10, at CSUB, 2/7/19                      |

## 2019-20 SEASON HIGHLIGHTS

- Played 17 minutes in the season opener and grabbed eight boards.
- Tied his career-high in three-pointers attempted vs. WNMU with three.
- Scored nine points of 4-of-5 shooting at UTEP
- Scored 10+ point in four of his last five games
- Is shooting better from three-point land (.333) than the free throw line (.300) this season
- Shooting 48.8-percent (20-of-41) from the field through his last five games

## 2019-20 GAME-BY-GAME STATISTICS

| Opponent          | Date       | GS       | MIN           | Total        |             | 3-Pointers  |             | Free throws |             | Rebounds  |           |           |            | PF        | A        | T/O       | BLK      | STL       | PTS       | AVG        |
|-------------------|------------|----------|---------------|--------------|-------------|-------------|-------------|-------------|-------------|-----------|-----------|-----------|------------|-----------|----------|-----------|----------|-----------|-----------|------------|
|                   |            |          |               | FG-FGA       | PCT         | 3FG-3FGA    | PCT         | FT-FTA      | PCT         | OFF       | DEF       | TOT       | AVG        |           |          |           |          |           |           |            |
| Western N.M.      | 11/05/2019 |          | 17:04         | 2-4          | .500        | 1-3         | .333        | 0-0         | .000        | 3         | 5         | 8         | 8.0        | 0         | 1        | 1         | 0        | 1         | 5         | 5.0        |
| at UTEP           | 11/12/2019 |          | 25:00         | 4-5          | .800        | 1-2         | .500        | 0-3         | .000        | 0         | 3         | 3         | 5.5        | 2         | 1        | 2         | 0        | 1         | 9         | 7.0        |
| Southern U.       | 11/14/2019 |          | 23:08         | 1-1          | 1.000       | 0-0         | .000        | 0-2         | .000        | 1         | 1         | 2         | 4.3        | 2         | 0        | 1         | 0        | 3         | 2         | 5.3        |
| at Arizona        | 11/17/2019 |          | 18:43         | 1-2          | .500        | 0-1         | .000        | 0-1         | .000        | 0         | 5         | 5         | 4.5        | 1         | 1        | 0         | 0        | 0         | 2         | 4.5        |
| New Mexico        | 11/21/2019 |          | 10:54         | 2-2          | 1.000       | 0-0         | .000        | 0-0         | .000        | 1         | 3         | 4         | 4.4        | 5         | 1        | 0         | 0        | 1         | 4         | 4.4        |
| vs Colorado St.   | 11/25/2019 |          | 25:51         | 4-7          | .571        | 1-3         | .333        | 0-1         | .000        | 2         | 3         | 5         | 4.5        | 5         | 1        | 2         | 1        | 3         | 9         | 5.2        |
| vs South Fla.     | 11/26/2019 |          | 21:44         | 4-7          | .571        | 2-3         | .667        | 0-0         | .000        | 1         | 6         | 7         | 4.9        | 0         | 1        | 0         | 0        | 1         | 10        | 5.9        |
| vs George Mason   | 11/27/2019 |          | 23:28         | 5-10         | .500        | 0-1         | .000        | 1-3         | .333        | 4         | 4         | 8         | 5.3        | 4         | 0        | 1         | 0        | 0         | 11        | 6.5        |
| UTEP              | 12/03/2019 |          | 26:07         | 5-11         | .455        | 0-3         | .000        | 3-4         | .750        | 2         | 4         | 6         | 5.3        | 1         | 2        | 2         | 0        | 1         | 13        | 7.2        |
| at Washington St. | 12/07/2019 |          | 20:06         | 1-4          | .250        | 0-2         | .000        | 2-6         | .333        | 1         | 2         | 3         | 5.1        | 4         | 1        | 4         | 2        | 0         | 4         | 6.9        |
| at Denver         | 12/10/2019 |          | 26:57         | 5-8          | .625        | 2-3         | .667        | 0-0         | .000        | 0         | 7         | 7         | 5.3        | 2         | 0        | 4         | 1        | 1         | 12        | 7.4        |
| <b>Totals</b>     |            | <b>0</b> | <b>239:03</b> | <b>34-61</b> | <b>.557</b> | <b>7-21</b> | <b>.333</b> | <b>6-20</b> | <b>.300</b> | <b>15</b> | <b>43</b> | <b>58</b> | <b>5.3</b> | <b>26</b> | <b>9</b> | <b>17</b> | <b>4</b> | <b>12</b> | <b>81</b> | <b>7.4</b> |

## Player Averages

| Games Played | Minutes/ game | Points/ game | FG Pct | 3FG Pct | FT Pct | Rebounds/ game | Assists/ game | Turnovers/ game | Assist/Turnover ratio | Steals/ game | Blocks/ game |
|--------------|---------------|--------------|--------|---------|--------|----------------|---------------|-----------------|-----------------------|--------------|--------------|
| 11           | 21.7          | 7.4          | 55.7   | 33.3    | 30.0   | 5.3            | 0.8           | 1.5             | 0.5                   | 1.1          | 0.4          |

## MCCANTS' CAREER STATISTICS

| SEASON       | TEAM | GP-GS       | MIN/AVG          | Field Goals    |             | 3-Point      |             | F-Throws      |             | Rebounds   |            |            |            | Scoring      |           |           |           |           |            |            |
|--------------|------|-------------|------------------|----------------|-------------|--------------|-------------|---------------|-------------|------------|------------|------------|------------|--------------|-----------|-----------|-----------|-----------|------------|------------|
|              |      |             |                  | FG-FGA         | FG%         | 3FG-FGA      | 3FG%        | FT-FTA        | FT%         | OFF        | DEF        | TOT        | AVG        | PF-FO        | AST       | TO        | BLK       | STL       | PTS        | AVG        |
| 2017-18      | NMSU | 34-1        | 522/15.4         | 61-107         | .570        | 0-4          | .000        | 14-38         | .368        | 57         | 89         | 146        | 4.3        | 56-0         | 14        | 22        | 24        | 13        | 136        | 4.0        |
| 2018-19      | NMSU | 31-3        | 559/18.0         | 74-111         | .667        | 10-29        | .345        | 35-69         | .507        | 62         | 86         | 148        | 4.8        | 69-0         | 20        | 34        | 24        | 13        | 193        | 6.2        |
| 2019-20      | NMSU | 11-0        | 239/21.7         | 34-61          | .557        | 7-21         | .333        | 6-20          | .300        | 15         | 43         | 58         | 5.3        | 26-2         | 9         | 17        | 4         | 12        | 81         | 7.4        |
| <b>TOTAL</b> |      | <b>76-4</b> | <b>1320/17.4</b> | <b>169-279</b> | <b>.606</b> | <b>17-54</b> | <b>.315</b> | <b>55-127</b> | <b>.433</b> | <b>134</b> | <b>218</b> | <b>352</b> | <b>4.6</b> | <b>151-2</b> | <b>43</b> | <b>73</b> | <b>52</b> | <b>38</b> | <b>410</b> | <b>5.4</b> |





| Stat           | 2019-20 Season High                      | Career High                     |
|----------------|--|---------------------------------|
| Points         | 17, vs. Southern, 11/14/19               | 30, Memphis, 2/3/18             |
| Rebounds       | 4, vs. Washington State, 12/7/19         | 5, Temple, 1/16/19              |
| Assists        | 3, Western New Mexico, 11/05/19          | 5, SMU, 2/22/18                 |
| Blocks         | 1, vs. Washington State, 12/7/19         | 2, North Carolina A&T, 12/28/18 |
| Steals         | 1, Western New Mexico, 11/05/19          | 2, 5x, last at Tulane, 2/23/19  |
| FGs Made       | 4, 2x, last vs. Southern, 11/14/19       | 9, at Tulane, 2/14/18           |
| FGs Attempted  | 10, 2x, last at #17/19 Arizona, 11/17/19 | 16, 4x, last at Tulsa, 3/3/19   |
| 3FGs Made      | 4, vs. Southern, 11/14/19                | 8, Tulsa, 2/17/19               |
| 3FGs Attempted | 7, 2x, last at #17/19 Arizona, 11/17/19  | 14, Tulsa, 2/17/19              |
| FTs Made       | 5, vs. Southern, 11/14/19                | 8, 2x, last at Tulane, 2/23/19  |
| FTs Attempted  | 6, vs. Southern, 11/14/19                | 9, 2x, last at Tulane, 2/23/19  |

# WILLIAMS<sup>55</sup> SHAWN



**JUNIOR**  
**GUARD • 6-1 • 175**  
**LITTLE ROCK, ARK. | ECU**

### 2019-20 SEASON HIGHLIGHTS

- Transferred from Eastern Carolina.
- Scored 10 points in Aggie debut versus WNMU.
- Came off of the bench and poured in a season-high 17 points in a home win over Southern
- Led the team in scoring for the first time by putting in 13 during a 20-point win over USF in the Aggies' second game of the 2019 Cayman Classic.

## 2019-20 GAME-BY-GAME STATISTICS

| Opponent          | Date       | GS       | MIN           | Total        |             | 3-Pointers   |             | Free throws  |             | Rebounds |           |           |            | PF       | A        | T/O       | BLK      | STL      | PTS       | AVG        |
|-------------------|------------|----------|---------------|--------------|-------------|--------------|-------------|--------------|-------------|----------|-----------|-----------|------------|----------|----------|-----------|----------|----------|-----------|------------|
|                   |            |          |               | FG-FGA       | PCT         | 3FG-3FGA     | PCT         | FT-FTA       | PCT         | OFF      | DEF       | TOT       | AVG        |          |          |           |          |          |           |            |
| Western N.M.      | 11/05/2019 | *        | 33:03         | 4-10         | .400        | 2-7          | .286        | 0-0          | .000        | 0        | 3         | 3         | 3.0        | 0        | 3        | 2         | 0        | 1        | 10        | 10.0       |
| at UTEP           | 11/12/2019 |          | 22:00         | 0-4          | .000        | 0-3          | .000        | 0-0          | .000        | 2        | 1         | 3         | 3.0        | 0        | 0        | 0         | 0        | 0        | 0         | 5.0        |
| Southern U.       | 11/14/2019 |          | 28:09         | 4-8          | .500        | 4-6          | .667        | 5-6          | .833        | 0        | 1         | 1         | 2.3        | 0        | 0        | 4         | 0        | 0        | 17        | 9.0        |
| at Arizona        | 11/17/2019 |          | 23:27         | 3-10         | .300        | 1-7          | .143        | 0-0          | .000        | 0        | 2         | 2         | 2.3        | 2        | 2        | 2         | 0        | 0        | 7         | 8.5        |
| New Mexico        | 11/21/2019 |          | 22:53         | 2-7          | .286        | 1-6          | .167        | 0-0          | .000        | 0        | 2         | 2         | 2.2        | 2        | 1        | 1         | 0        | 0        | 5         | 7.8        |
| vs Colorado St.   | 11/25/2019 |          | 18:47         | 2-4          | .500        | 2-3          | .667        | 2-2          | 1.000       | 1        | 1         | 2         | 2.2        | 0        | 0        | 1         | 0        | 0        | 8         | 7.8        |
| vs South Fla.     | 11/26/2019 |          | 21:27         | 4-7          | .571        | 3-6          | .500        | 2-3          | .667        | 0        | 2         | 2         | 2.1        | 2        | 1        | 3         | 0        | 0        | 13        | 8.6        |
| vs George Mason   | 11/27/2019 |          | 13:46         | 1-4          | .250        | 1-2          | .500        | 0-0          | .000        | 1        | 0         | 1         | 2.0        | 0        | 0        | 2         | 0        | 0        | 3         | 7.9        |
| UTEP              | 12/03/2019 |          | 07:43         | 0-2          | .000        | 0-1          | .000        | 0-0          | .000        | 1        | 0         | 1         | 1.9        | 0        | 0        | 0         | 0        | 0        | 0         | 7.0        |
| at Washington St. | 12/07/2019 |          | 18:12         | 1-5          | .200        | 1-3          | .333        | 0-0          | .000        | 2        | 2         | 4         | 2.1        | 2        | 2        | 1         | 1        | 0        | 3         | 6.6        |
| at Denver         | 12/10/2019 |          | 22:55         | 1-6          | .167        | 1-4          | .250        | 1-2          | .500        | 1        | 1         | 2         | 2.1        | 1        | 0        | 3         | 0        | 0        | 4         | 6.4        |
| <b>Totals</b>     |            | <b>1</b> | <b>232:22</b> | <b>22-67</b> | <b>.328</b> | <b>16-48</b> | <b>.333</b> | <b>10-13</b> | <b>.769</b> | <b>8</b> | <b>15</b> | <b>23</b> | <b>2.1</b> | <b>9</b> | <b>9</b> | <b>19</b> | <b>1</b> | <b>1</b> | <b>70</b> | <b>6.4</b> |

### Player Averages

| Games Played | Minutes/game | Points/game | FG Pct | 3FG Pct | FT Pct | Rebounds/game | Assists/game | Turnovers/game | Assist/Turnover ratio | Steals/game | Blocks/game |
|--------------|--------------|-------------|--------|---------|--------|---------------|--------------|----------------|-----------------------|-------------|-------------|
| 11           | 21.1         | 6.4         | 32.8   | 33.3    | 76.9   | 2.1           | 0.8          | 1.7            | 0.5                   | 0.1         | 0.1         |

## WILLIAMS' CAREER STATISTICS

| SEASON                | TEAM         | GP-GS            | MIN/AVG        | Field Goals |                | 3-Point     |                | F-Throws    |             | Rebounds  |            |            |            | Scoring      |            |           |          |           |            |             |
|-----------------------|--------------|------------------|----------------|-------------|----------------|-------------|----------------|-------------|-------------|-----------|------------|------------|------------|--------------|------------|-----------|----------|-----------|------------|-------------|
|                       |              |                  |                | FG-FGA      | FG%            | 3FG-FGA     | 3FG%           | FT-FTA      | FT%         | OFF       | DEF        | TOT        | AVG        | PF-FO        | AST        | TO        | BLK      | STL       | PTS        | AVG         |
| 2017-18               | ECU          | 30-14            | 847/28.2       | 117-289     | .405           | 72-196      | .367           | 65-74       | .878        | 3         | 46         | 49         | 1.6        | 44-0         | 51         | 49        | 0        | 14        | 371        | 12.4        |
| 2018-19               | ECU          | 26-26            | 900/34.6       | 110-292     | .377           | 70-195      | .359           | 43-49       | .878        | 7         | 41         | 48         | 1.8        | 56-0         | 43         | 26        | 2        | 17        | 333        | 12.8        |
| 2019-20               | NMSU         | 11-1             | 232/21.1       | 22-67       | .328           | 16-48       | .333           | 10-13       | .769        | 8         | 15         | 23         | 2.1        | 9-0          | 9          | 19        | 1        | 1         | 70         | 6.4         |
| <b>TOTAL FOR NMSU</b> | <b>11-1</b>  | <b>232/21.1</b>  | <b>22-67</b>   | <b>.328</b> | <b>16-48</b>   | <b>.333</b> | <b>10-13</b>   | <b>.769</b> | <b>.769</b> | <b>8</b>  | <b>15</b>  | <b>23</b>  | <b>2.1</b> | <b>9-0</b>   | <b>9</b>   | <b>19</b> | <b>1</b> | <b>1</b>  | <b>70</b>  | <b>6.4</b>  |
| <b>TOTAL</b>          | <b>67-41</b> | <b>1979/29.5</b> | <b>249-648</b> | <b>.384</b> | <b>158-439</b> | <b>.360</b> | <b>118-136</b> | <b>.868</b> | <b>.868</b> | <b>18</b> | <b>102</b> | <b>120</b> | <b>1.8</b> | <b>109-0</b> | <b>103</b> | <b>94</b> | <b>3</b> | <b>32</b> | <b>774</b> | <b>11.6</b> |





# 2019-20 NM STATE MEN'S BASKETBALL TV/RADIO ROSTER

1



Shunn Buchanan  
Sr • Guard • 6-0 • 170

2



Tennessee Owens  
RSo • Guard • 5-10 • 165

3



Terrell Brown  
Sr • Guard • 6-1 • 170

5



Clayton Henry  
Sr • Guard • 6-4 • 200

10



Jabari Rice  
RSo • Guard • 6-4 • 180

12



AJ Harris  
RSr • Guard • 5-9 • 170

13



C.J. Bobbitt  
RSr • Forward • 6-7 • 220

15



Ivan Aurrecochea  
Sr • Forward • 6-8 • 235

20



Dajour Joseph  
Jr • Guard • 6-6 • 205

21



Trevelin Queen  
Sr • Guard • 6-6 • 190

22



Wilfried Likayi  
Jr • Forward • 6-9 • 210

24




William McNair  
RFR • Forward • 6-10 • 265

25



Robert Brown  
RSo • Forward • 6-9 • 235

32



Bryce Rewalt  
Sr • Guard • 5-11 • 165

35



Johnny McCants  
RJR • Forward • 6-7 • 235

55



Shawn Williams  
Jr • Guard • 6-1 • 175

SA



Keith Roberts  
4th Season

HC



Chris Jans  
3rd Season

AC



James Miller  
2nd Season

AC



David Anwar  
3rd Season

AC



Corey Barker  
1st Season

OPS



Casey Owens  
2nd Season

VC



Sean McClurg  
2nd Season

