

AF AIR FORCE

UNITED STATES
AIR FORCE ACADEMY
MEN'S BASKETBALL
2019-20 · GAME #17
AT NEW MEXICO

BUILDING LEADERS OF CHARACTER FOR OUR UNITED STATES AIR FORCE | SOCIAL: @AF_MBB | WEB: GOAIRFORCEFALCONS.COM

MISSION STATEMENT: THE MISSION OF THE UNITED STATES AIR FORCE ACADEMY IS TO EDUCATE, TRAIN, AND INSPIRE MEN AND WOMEN TO BECOME LEADERS OF CHARACTER, MOTIVATED TO LEAD THE UNITED STATES AIR FORCE IN SERVICE TO OUR NATION.

SCHEDULE 8-8, 2-2 RECORD

Date	Opponent (TV)	Time/Result
11/1	COLORADO CHRISTIAN (EXB)	W, 85-73
11/7	IDAHO STATE (MWN)	L, 79-89
11/9	TEXAS STATE (MWN)	W, 78-71
11/12	at Army West Point (STADIUM)	W, 69-57
11/18	at TCU (FSSW+)	L, 54-65
Bimini Jam^ (Bahamas) Nov. 21-24		
11/21	vs. Loyola Marymount^ (FloHoops)	L, 64-78
11/22	vs. Duquesne^ (FloHoops)	L, 63-69
11/24	vs. Indiana St.^ (FloHoops)	L, 74-84
12/1	JACKSON STATE (MWN)	W, 76-52
12/4	at Wyoming* (MWN)	W, 86-77
12/7	NEVADA* (AT&T SN)	L, 85-100
12/14	at Denver	W, 79-75
12/17	JOHNSON & WALES	W, 99-42
12/21	DRAKE	L, 80-85
12/31	UC RIVERSIDE	W, 105-56
1/4	at UNLV* (ESPNU)	L, 59-71
1/7	UTAH STATE* (ESPN2)	W, 79-60
1/11	at New Mexico* (STADIUM/FB)	4 pm
1/15	BOISE STATE* (AT&T SN)	7 pm
1/18	COLORADO STATE* (AT&T SN)	2 pm
1/21	at Utah State* (ESPNU)	9 pm
1/25	at San Jose State*	2 pm
1/28	FRESNO STATE* (AT&T SN)	2 pm
2/4	at Nevada* (ESPNN)	8 pm
2/8	SAN DIEGO STATE* (CBSSN)	6 pm
2/11	at Boise State* (AT&T SN)	7 pm
2/15	SAN JOSE STATE* (MWN)	2 pm
2/19	at Fresno State* (ESPN3)	7 pm
2/22	WYOMING* (AT&T SN)	2 pm
2/26	NEW MEXICO (ESPN3)	7 pm
2/29	at Colorado State (ESPN3)	2 pm
3/4-7	MW Championship	TBA

^ Exhibition

* Mountain West Contest

Home games in BOLD CAPS

All times local to site.

All date and times are subject to change.

MBB Contact: Nick Arseniak
email: nicholas.arseniak@usafa.edu
Office: 719-333-9251

Web: goAirForceFalcons.com
Twitter: @AF_MBB
Home Game Video for non-televized games:
http://www.goAirForceFalcons.com/WatchLive
Mountain West: TheMW.com
MW Twitter: @MW_WBB

AIR FORCE (8-8, 2-2 MW) VS. NEW MEXICO (14-3, 3-1 MW)

SATURDAY, JAN. 12, 2020 · 4 PM MT

DREAMSTYLE ARENA - THE PIT (15,411) - ALBUQUERQUE, NM

BROADCAST INFORMATION

TV/Stream: STADIUM/Facebook - Ari Wolfe (PxP); Doug Gottlieb (Analyst); Dani Klupenger (Host)

Radio: KVOR 740 AM - Jim Arthur (PxP)

Live Stats: https://golobos.com/sidearmstats/mbball/summary

THE BREAKDOWN

Quick Facts:	Air Force	New Mexico
Record:	8-8, 2-2 MW	14-3, 3-1 MW
2018-19 Record:	14-18, 8-10/6th MW	14-18, 7-11/T7th MW
Streak:	W1	W1
Last Game:	W, 79-60 vs. Utah State	W, 78-64 vs. Fresno State
Next Game:	1/15 vs. Boise State (11-6, 3-2 MW)	1/15 vs. Colorado State
Nickname:	Falcons	Lobos
Location/Enrollment:	Colorado Springs, CO/4,000	Albuquerque, NM/25,015
Website:	GoAirForceFalcons.com	GoLobos.com

THE COACHES

Head Coach:	Dave Pilipovich	Paul Weir
Alma Mater:	Thiel College, 1986	York, 2004
School Record:	106-139 (8th season)	47-36 (3rd Season)
Career Record:	Same	75-42 (4th season)

THE SERIES

Overall:	New Mexico leads, 60-23
First Meeting:	Dec. 7, 1957 at New Mexico (AF 68-50)
Last Meeting:	Jan. 2, 2019 at USAFA (UNM 65-58)
Streak/@UNM:	New Mexico, 1/New Mexico 10 in a row at The Pit

Notes:

- Air Force national rankings (As of Jan. 9):

3PT FG Pct.	3rd - 41.5
Free Throws Made	11th - 269
FG Pct.	20th - 48.3
Free Throw Pct.	24th - 76.6
Three's Made	23rd - 148

STATISTICAL COMPARISON

Category	Air Force	MW Rank	New Mexico	MW Rank
Games Played	16		17	
Scoring Offense	76.8	4	80.4	1
Scoring Defense	70.7	8	72.0	10
Scoring Margin	+6.1	5	+8.4	4
Free Throw Percentage	76.6	1	72.4	6
Field Goal Percentage	48.3	2	49.4	1
Field Goal Percentage Defense	45.5	11	43.3	7
3-Pt Field Goals Made/Game	9.3	3	6.0	11
3-Pt Field Goal Percentage	41.5	1	32.8	6
3-Pt Field Goal Percentage Defense	36.6	11	32.5	6
Rebounds/Game	30.7	10	37.7	5
Rebound Margin	+1.6	8	+4.1	4
Blocks/Game	2.1	8	2.9	7
Assists/Game	14.3	6	16.4	2
Steals/Game	5.0	9	7.9	1
Turnovers/Game	12.2	4	15.4	11
Assist-to-Turnover Ratio	1.2	4	1.1	6

AIR FORCE MEN'S BASKETBALL 2019-20 MEDIA/TV ROSTER



0 - CALEB MORRIS
Sr. Guard - 6-4/185 - Vista, CA
USAFA Prep /Army-Navy Academy

AVG/SEASON/CAREER HIGH'S			
	PTS	REB	AST
AVG	9.1	3.1	1.3
SEASON	22	6	4
CAREER	22	11	4



12 - LAVELLE SCOTTIE
Sr. Forward - 6-7/225 - Fort Worth, TX
USAFA Prep/Arlington Heights

AVG/SEASON/CAREER HIGH'S			
	PTS	REB	AST
AVG	14.1	5.6	1.8
SEASON	23	8	3
CAREER	34	15	5



24 - MASON TAYLOR
Fr. Guard - 6-4/190 - Kansas City, MO
USAFA Prep/Grandview

AVG/SEASON/CAREER HIGH'S			
	PTS	REB	AST
AVG	3.8	1.0	0.6
SEASON	13	2	3
CAREER			




1 - SOLOMON PIERRE-LOUIS
Fr. Guard - 6-3/175 - Columbus, OH
USAFA Prep/The Wellington School

AVG/SEASON/CAREER HIGH'S			
	PTS	REB	AST
AVG	0.7	0.0	0.0
SEASON	2		
CAREER			



13 - LESEAN BROWN
Sr. Guard - 6-2/185 - San Antonio, TX
TMI Episcopal

AVG/SEASON/CAREER HIGH'S			
	PTS	REB	AST
AVG	1.1	0.7	0.6
SEASON	5	3	2
CAREER	8	4	4



30 - CAMDEN VANDER ZWAAG
Fr. Guard - 6-4/200 - Johnston, IA
USAFA Prep/Johnston

AVG/SEASON/CAREER HIGH'S			
	PTS	REB	AST
AVG	1.2	1.6	0.2
SEASON	4	4	1
CAREER			



3 - SID TOMES
Sr. Guard - 6-4/200 - Woodbury, MN
USAFA Prep/East Ridge

AVG/SEASON/CAREER HIGH'S			
	PTS	REB	AST
AVG	5.6	2.4	2.6
SEASON	19	5	6
CAREER	20	6	6



15 - ABE KINRADE
So. Forward - 6-7/200 - Maquoketa, IA
USAFA Prep/Maquoketa

AVG/SEASON/CAREER HIGH'S			
	PTS	REB	AST
AVG	3.5	1.6	0.3
SEASON	13	7	2
CAREER	13	7	2



31 - CJ HAUT
Fr. Forward - 6-8/200 - Monroe, MI
USAFA Prep/St. Mary's Catholic Central

AVG/SEASON/CAREER HIGH'S			
	PTS	REB	AST
AVG	0.0	0.0	0.0
SEASON			
CAREER			



4 - CARTER MURPHY
Fr. Guard - 6-4/190 - Phoenix, AZ
Arcadia

AVG/SEASON/CAREER HIGH'S			
	PTS	REB	AST
AVG	3.7	0.5	0.3
SEASON	14	3	1
CAREER			



20 - ISAAC MONSON
So. Forward - 6-9/205 - Salt Lake City, UT
Olympus

AVG/SEASON/CAREER HIGH'S			
	PTS	REB	AST
AVG	1.7	1.7	0.3
SEASON	10	6	2
CAREER	10	6	2



32 - SIMON BANKS
Fr. Guard - 6-1/185 - Indianapolis, IN
Brebeuf Jesuit Prep

AVG/SEASON/CAREER HIGH'S			
	PTS	REB	AST
AVG	0.0	0.0	0.0
SEASON			
CAREER			



5 - CHRIS JOYCE
Jr. Guard - 6-5/193 - Jacksonville, FL
USAFA Prep/Bishop Kenny

AVG/SEASON/CAREER HIGH'S			
	PTS	REB	AST
AVG	7.5	3.3	1.3
SEASON	14	7	2
CAREER	25	8	4



21 - NICK RENÉ
So. Guard - 6-0/175 - Garland, TX
Lakeview Centennial

AVG/SEASON/CAREER HIGH'S			
	PTS	REB	AST
AVG	0.0	0.0	0.0
SEASON			
CAREER	2	1	0



34 - RYAN SWAN
Sr. Center - 6-8/240 - Aurora, CO
USAFA Prep/Overland

AVG/SEASON/CAREER HIGH'S			
	PTS	REB	AST
AVG	14.6	3.9	1.9
SEASON	31	11	5
CAREER	37	17	5



10 - AJ WALKER
So. Guard - 6-2/191 - San Antonio, TX
USAFA Prep/St. Mary's Hall

AVG/SEASON/CAREER HIGH'S			
	PTS	REB	AST
AVG	12.1	3.9	2.9
SEASON	21	7	7
CAREER	21	7	10



22 - NIKC JACKSON
Fr. Forward - 6-8/195 - Scottsdale, AZ
USAFA Prep/Rancho Solano

AVG/SEASON/CAREER HIGH'S			
	PTS	REB	AST
AVG	2.6	0.8	0.2
SEASON	6	2	1
CAREER			



40 - ANTHONY CHARLES
Fr. Center - 6-8/205 - Orlando, FL
USAFA Prep/Strength N Motion Prep (San Antonio, TX)

AVG/SEASON/CAREER HIGH'S			
	PTS	REB	AST
AVG	0.0	0.0	0.0
SEASON			
CAREER			



11 - AMEKE AKAYA
Jr. Forward - 6-6/215 - Hagerstown, MD
USAFA Prep/Saint Maria Goretti

AVG/SEASON/CAREER HIGH'S			
	PTS	REB	AST
AVG	2.3	0.3	1.0
SEASON	6	1	2
CAREER	14	5	2



23 - DEVEN NELSON
Fr. Guard - 6-1/185 - Fountain, CO
USAFA Prep/Mesa Ridge

AVG/SEASON/CAREER HIGH'S			
	PTS	REB	AST
AVG	0.0	0.0	0.0
SEASON			
CAREER			



44 - KEATON VAN SOELEN
Jr. Guard - 6-7/195 - Waukee, IA
USAFA Prep/Des Moines Christian

AVG/SEASON/CAREER HIGH'S			
	PTS	REB	AST
AVG	4.3	3.4	0.8
SEASON	11	8	3
CAREER	16	9	5



Dave Pilipovich
Head Coach



Kurt Kanaskie
Associate Head Coach



Andrew Moore
Associate Head Coach



Nate Zandt
Assistant Coach



Byron Jones
Assisant Coach



Cody San Miguel
Assisant Coach



1st. Lt. Conner Litt
Director of Operations

Air Force Men's Basketball 2019-20 Roster

No.	Name	Yr.	Pos.	Ht.	Wt.	Squadron/Name	Hometown (Previous School/High School)
0	Caleb Morris	Sr.	G	6-4	185	31 Grim Reapers	Vista, CA (USAFA Prep/Army-Navy Academy HS)
1	Solomon Pierre-Louis	Fr.	G	6-3	175	10 Tiger Ten	Columbus, OH (USAFA Prep/The Wellington School)
3	Sid Tomes	Sr.	G	6-4	200	36 Pink Panthers	Woodbury, MN (USAFA Prep/East Ridge HS)
4	Carter Murphy	Fr.	G	6-4	190	20 Trolls	Phoenix, AZ (Arcadia HS)
5	Chris Joyce	Jr.	G	6-5	193	12 Dirty Dozen	Jacksonville, FL (USAFA Prep/Bishop Kenny HS)
10	A.J. Walker	So.	G	6-2	191	29 Black Panthers	San Antonio, TX (USAFA Prep/St. Mary's Hall HS)
11	Ameka Akaya	Jr.	F	6-6	215	30/Knights of Thirty	Hagerstown, MD (USAFA Prep/Saint Maria Goretti HS)
12*	Lavelle Scottie	Sr.	F	6-7	225	6 Bull Six	Fort Worth, TX (USAFA Prep/Arlington Heights HS)
13	LeSean Brown	Sr.	G	6-2	185	39 Campus Rads	San Antonio, TX (TMI Episcopal HS)
15	Abe Kinrade	So.	F	6-7	200	20 Trolls	Maquoketa, IA (USAFA Prep/Maquoketa HS)
20	Isaac Monson	So.	F	6-9	205	40 Warhawks	Salt Lake City, UT (Olympus HS)
21	Nick René	Fr.	G	6-0	175	6 Bull Six	Garland, TX (Lakeview Centennial HS)
22	Nikc Jackson	Fr.	F	6-8	195	16 Chicken Hawks	Scottsdale, AZ (USAFA Prep/Rancho Solano HS)
23	Deven Nelson	Fr.	G	6-1	185	19 Wolverines	Fountain, CO (USAFA Prep/Mesa Ridge HS)
24	Mason Taylor	Fr.	G	6-4	190	22 Raptors	Kansas City, MO (USAFA Prep/Grandview HS)
30	Camden Vander Zwaag	Fr.	G	6-4	200	33 King Ratz	Johnston, IA (USAFA Prep/Johnston HS)
31	CJ Haut	Fr.	F	6-8	200	39 Campus Rads	Monroe, MI (USAFA Prep/St. Mary Catholic Central)
32	Simon Banks	Fr.	G	6-1	185	14 Cobras	Indianapolis, IN (Brebeuf Jesuit Prep)
34	Ryan Swan	Sr.	C	6-8	240	22 Raptors	Aurora, CO (USAFA Prep/Overland HS)
40	Anthony Charles	Fr.	C	6-8	205	23 Barnstormers	Orlando, FL (USAFA Prep/Strength N Motion Prep (San Antonio, TX))
44	Keaton Van Soelen	Jr.	G	6-7	195	12 Dirty Dozen	Waukee, IA (USAFA Prep/Des Moines Chistian HS)

Head Coach:

Dave Pilipovich (Thiel College, 1986) – 8th season as head coach; 13th overall.

Associate Head Coaches:

Kurt Kanaskie (La Salle, 1980) – 6th season

Andrew Moore (Muskingum, 1992) – 6th season

Assistant Coaches:

Nate Zandt (Michigan, 2006) – 12th season

Byron Jones (Central Oklahoma, 1993) – 1st season

Cody San Miguel (Texas State, 2016) – 1st season

Director of Operations:

1st. Lt. Conner Litt (USAFA, 2016) - 2nd season

PRONUNCIATION GUIDE

1 Pierre-Louis	Pierre-Louie
3 Tomes	Like homes
11 Ameka Akaya	Uh-mee-kuh Uh-ky-uh
15 Kinrade	Kinrade (like Gatorade)
30 Vander Zwaag	Van-der-zwah-g
31 Haut	How-t
41 Van Soelen	VAN Soul-en
Pilipovich	PILL-uh-poe-vich

Falcons By Class

Seniors (5):

LeSean Brown
Caleb Morris
Lavelle Scottie
Ryan Swan
Sid Tomes

Juniors (3):

Ameka Akaya
Chris Joyce
Keaton Van Soelen

Sophomores (4):

Abe Kinrade
Isaac Monson
Nick Rene
AJ Walker

Freshmen (9):

Simon Banks
Anthony Charles
CJ Haut
Nikc Jackson
Carter Murphy
Deven Nelson
Solomon Pierre-Louis
Mason Taylor
Camden Vander-Zwaag

Falcons By State

(14 States)

Arizona (2): Jackson (Scottsdale),
Murphy (Phoenix)

California: Morris (Vista)

Florida (2): Charles (Orlando),
Joyce (Jacksonville)

Colorado (2): Nelson (Fountain),
Swan (Aurora)

Georgia: Wells (Riverdale)

Indiana: Banks (Indianapolis)

Iowa (3): Kinrade (Maquoketa),
Van Soelen (Waukee), Vander
Zwaag (Johnston)

Maryland: Akaya (Hagerstown)

Michigan: Haut (Monroe)

Minnesota: Tomes (Woodbury)

Missouri: Taylor (Kansas City)

Ohio: Pierre-Louis (Columbus)

Texas (4): Brown (San Antonio),
Rene (Garland), Scottie (Fort
Worth), Walker (San Antonio)

Utah: Monson

GENERAL INFORMATION

School: Air Force Academy
 City/Zip: USAFA, CO 80840
 Founded: 1954
 Enrollment: 4,000
 Nickname: Falcons
 Colors: Blue & Silver
 Arena/Capacity: Clune Arena / 5,843
 Affiliation: NCAA Division I
 Conference: Mountain West
 President: Lt. Gen. Jay Silveria
 Athletic Director: Nathan Pine
 Ticket Office Phone: 719-472-1895
 Website: goairforcefalcons.com

Team Information

2018-19 Record 14-18
 2018-19 MW Record/Finish 8-10/T-6th
 Starters R/L 5/5
 Letterwinners R/L 12/5
 Newcomers 9

MEDIA INFORMATION

INTERVIEWS

Air Force players and coaches are available on assigned days. All interviews must be scheduled in advance. All requests should be made at least one day in advance.

PRACTICES

All Air Force basketball practices are open to the media. However, any media wishing to attend practice must contact Nick Arseniak in the athletic communications office at least one day in advance and to gain access to the base.

CONTACTING PLAYERS/STAFF

All communications with Air Force cadet-athletes, coaches and staff must go through the athletic communications office – **ABSOLUTELY NO EXCEPTIONS.** Failure to follow this policy will result in loss of credentials and access to Air Force athletes, coaches and staff. Cadet-athlete's private phone numbers and email addresses will not be issued to the media. Air Force cadet-athletes have also been instructed not to accept calls from media without prior notification from athletic communications.

BASKETBALL CONTACT

Nick Arseniak MR Assistant
 MBB Contact
 Office: 719-333-9251
 Cell: 719-510-2684
 Email: nicholas.arseniak@usafa.edu

LAST TWO MEETINGS

Official Basketball Box Score -- Game Totals -- Final Statistics																				
New Mexico vs Air Force																				
2/10/18 2:02 PM MT at Clune Arena (USAF Academy, Colo.)																				
New Mexico 92 • 12-14, 7-6																				
#	Player	Total	3-Ptr	Rebounds	Off	Def	TP	PF	A	TO	Bk	Stl	Min							
		FG	FGA	FT	FTA															
10	MALJUACH, Makuach	10	14	6	7	0	0	1	3	4	2	6	1	3	0	3	38			
34	KUJPER, Dane	0	4	0	3	4	4	0	2	2	2	4	0	2	1	0	26			
01	MCNEAL, Chris	4	10	1	5	1	2	0	1	1	2	10	1	2	0	1	26			
02	LOGWOOD, Sam	3	7	0	8	10	2	3	5	2	14	0	2	0	0	21				
31	SIMONS, Troy	4	8	3	4	0	0	4	4	3	11	3	1	0	0	31				
03	JACKSON, Antino	3	7	2	4	2	4	0	5	5	4	10	10	4	0	1	25			
11	SIMMONS, Jachai	1	1	0	0	0	0	1	2	0	1	0	0	0	0	8				
15	PINCHUK, Vladimir	0	0	0	0	0	0	1	0	1	4	0	0	0	0	7				
32	MATHIS, Anthony	3	5	2	4	7	8	1	0	1	4	15	0	2	0	1	18			
	Team																			
	Totals	28	56	14	27	22	28	6	18	24	26	92	15	17	1	61				
FG % 1st Half: 17-29 58.6%		2nd half: 11-27 40.7%		Game: 28-56 50.0%		3FG % 1st Half: 9-15 60.0%		2nd half: 5-12 41.7%		Game: 14-27 51.9%		Deadbll		Rebounds		4				
FT % 1st Half: 10-12 83.3%		2nd half: 12-16 75.0%		Game: 22-28 78.6%																
Air Force 100 • 10-13, 4-7																				
#	Player	Total	3-Ptr	Rebounds	Off	Def	TP	PF	A	TO	Bk	Stl	Min							
		FG	FGA	FT	FTA															
12	SCOTTIE, Lavelle	7	12	0	1	1	2	4	6	3	15	1	2	1	0	22				
34	SWAN, Ryan	6	12	0	3	5	3	7	10	2	17	1	2	2	1	30				
02	SIPLES, CJ	3	4	0	1	3	4	0	1	1	5	9	5	1	0	20				
03	TOMES, Sid	3	7	2	6	2	2	0	3	3	5	10	5	1	0	31				
29	LYONS, Trevor	4	9	0	8	9	1	4	5	4	16	3	3	0	0	32				
00	MORRIS, Caleb	5	6	0	1	4	5	1	2	0	14	2	1	0	0	18				
13	BROWN, LeSean	0	0	0	0	0	0	0	0	0	0	0	0	0	0	2				
15	VAN, Jacob	3	4	1	2	0	0	1	1	2	5	7	3	3	0	14				
32	MANNING, Ryan	2	3	2	3	0	0	1	1	0	6	0	0	0	0	12				
33	TOOHEY, Frank	0	0	0	0	0	0	1	1	2	0	0	0	0	1	5				
44	VAN SOELEN, Keaton	3	4	0	1	0	0	1	0	1	6	0	0	2	0	14				
	Team																			
	Totals	36	61	5	18	23	26	9	24	33	27	100	20	15	5	200				
FG % 1st Half: 13-27 48.1%		2nd half: 23-34 67.6%		Game: 36-61 59.0%		3FG % 1st Half: 4-12 33.3%		2nd half: 1-6 16.7%		Game: 5-18 27.8%		Deadbll		Rebounds		1				
FT % 1st Half: 10-17 94.1%		2nd half: 7-9 77.8%		Game: 23-26 88.5%																
Officials: Larry Spaulding, Rick Bastell, Brad Gaston																				
Technical fouls: New Mexico-None. Air Force-None.																				
Attendance: 2851																				
Score by periods																				
	1st	2nd	Total																	
New Mexico	53	39	92																	
Air Force	46	54	100																	
Last FG - NM 2nd-00:01, AF 2nd-01:00.																				
Largest lead - NM by 11 1st-09:47, AF by 12 2nd-01:00.																				
NM led for 23:50, AF led for 13:54. Game was tied for 03:14.																				
Points																				
	In	Off	2nd	Fast																
	Paint	T/O	Chance	Break	Bench															
New Mexico	26	13	3	2	27															
NM	56	22	11	10	33															
Air Force																				
Score tied - 3 times.																				
Lead changed - 3 times.																				

Official Basketball Box Score -- Game Totals -- Final Statistics																				
New Mexico vs Air Force																				
01/02/19 7:05 pm MT at Clune Arena - USAF Academy, Colo.																				
New Mexico 65 • 7-6, 1-0 MW																				
#	Player	Total	3-Ptr	Rebounds	Off	Def	TP	PF	A	TO	Bk	Stl	Min							
		FG	FGA	FT	FTA															
25	EZZEDDINE, Karim	1	4	0	0	3	3	6	0	2	1	3	0	2	23					
35	BRAGG, Carlton	2	4	0	0	1	3	6	9	4	5	1	2	2	1	17				
10	MALJUACH, Makuach	5	9	2	5	1	6	7	1	12	2	5	0	1	32					
14	KUJPER, Dane	4	7	2	4	0	0	2	2	1	10	2	3	0	29					
34	MATHIS, Anthony	5	12	3	9	4	4	0	1	1	17	3	1	0	2	36				
01	MATTIGAULT, Corey	1	4	0	3	4	1	2	3	5	0	0	1	1	16					
02	JACKSON, Vance	5	12	2	7	2	4	1	5	2	14	2	4	0	27					
04	PERCY, Tavian	0	0	0	0	0	0	0	0	0	0	0	0	0	3					
15	PINCHUK, Vladimir	0	0	0	0	0	0	2	2	0	1	1	0	0	10					
22	DRINNON, Druce	0	1	0	1	0	0	0	1	1	2	0	1	0	0	7				
	Team																			
	Totals	23	53	9	26	10	16	10	28	38	14	65	13	19	3	91				
FG % 1st Half: 14-30 46.7%		2nd half: 9-23 39.1%		Game: 23-53 43.4%		3FG % 1st Half: 6-17 35.3%		2nd half: 3-9 33.3%		Game: 9-26 34.6%		Deadbll		Rebounds		2				
FT % 1st Half: 4-7 57.1%		2nd half: 6-9 66.7%		Game: 10-16 62.5%																
Air Force 58 • 5-8, 0-1 MW																				
#	Player	Total	3-Ptr	Rebounds	Off	Def	TP	PF	A	TO	Bk	Stl	Min							
		FG	FGA	FT	FTA															
12	SCOTTIE, Lavelle	10	27	0	2	0	0	1	3	4	20	1	3	0	4	36				
34	SWAN, Ryan	5	10	2	4	4	5	6	11	3	14	1	2	0	3	34				
00	MORRIS, Caleb	1	7	1	5	2	2	1	3	4	1	5	3	1	0	28				
03	TOMES, Sid	1	4	0	2	2	2	2	2	2	3	5	2	0	0	29				
44	VAN SOELEN, Keaton	2	4	1	2	0	3	6	9	2	5	0	3	1	2	30				
05	JOYCE, Chris	0	2	0	1	0	0	2	2	0	2	2	0	0	0	11				
10	WALKER, AJ	0	1	0	0	0	0	0	0	0	1	1	0	0	0	12				
11	AKAYA, Aameka	0	0	0	0	0	0	0	0	0	2	0	1	0	0	1				
22	LOUDER, Pervis	5	8	0	1	0	0	0	0	0	2	10	3	0	1	19				
	Team																			
	Totals	24	63	2	15	8	12	14	24	38	17	58	17	14	2	10				
FG % 1st Half: 12-34 35.3%		2nd half: 12-29 41.4%		Game: 24-63 38.1%		3FG % 1st Half: 1-6 16.7%		2nd half: 1-9 11.1%		Game: 2-15 13.3%		Deadbll		Rebounds		1				
FT % 1st Half: 4-4 100.0%		2nd half: 4-8 50.0%		Game: 8-12 66.7%																
Officials: Verne Harris, John Higgins, David Hall																				
Technical fouls: New Mexico-None. Air Force-None.																				
Attendance: 1927																				
Score by periods																				
	1st	2nd	Total																	
New Mexico	38	27	65																	
Air Force	29	29	58																	
Last FG - NM 2nd-01:17, AF 2nd-01:05.																				
Largest lead - NM by 13 2nd-13:20, AF by 5 1st-12:25.																				
NM led for 31:45, AF led for 06:31. Game was tied for 03:46.																				
Points																				
	In	Off	2nd	Fast																
	Paint	T/O	Chance	Break	Bench															
New Mexico	18	14	18	2	19															
NM	38	20	14	8	31															
Air Force																				
Score tied - 3 times.																				
Lead changed - 2 times.																				

THE SERIES

Air Force and New Mexico are meeting for the 84th time overall. The Lobos hold a 60-23 overall lead in the series.
 - Air Force is 17-22 at the Academy, 4-35 at UNM and 2-3 in neutral site games.
 - UNM won the only meeting last year 65-58 on Jan. 2, 2019 at the Academy.
 - The teams first played Dec. 7, 1957 in Albuquerque. The Falcons won the game, 68-50.

LAST MEETING

Air Force men's basketball dropped a 65-58 contest to New Mexico in both teams' Mountain West opener Wednesday night at Clune Arena. Junior Lavelle Scottie led the Falcons with 20 points.

Air Force had several looks at tying the game late, down three with a minute left in the game. The Falcons were unable to make the shots however, as New Mexico sealed the game with four consecutive free throws.

Scottie went 10 of 27 from the field, adding four rebounds en route to the 20 points. His 27 shot attempts were the third most in a game in program history and the most in the Mountain West era. Scottie also had a career-high four steals.

Junior Ryan Swan notched a double-double with 14 points and a career-high 11 rebounds. It was the second double-double of his career. Swan also had a career-high three steals.

Senior Pervis Louder came off the bench to add 10 points and three assists. Sophomore Keaton Van Soelen scored five points and tied a career-high with nine rebounds.

Anthony Mathis scored 17 points to lead New Mexico. Vance Jackson added 14 points and six rebounds.

Series History vs. New Mexico

12-7-57 Albuquerque W 68-50	1-22-00 Albuquerque L 72-89	L 72-89
1-30-60 Denver% W 70-66	2-12-00 USAFA L 67-81	L 67-81
12-1-60 USAFA W 85-73	1-13-01 Albuquerque L 52-59	L 52-59
2-7-62 Albuquerque W 62-56	2-10-01 USAFA W 53-49	W 53-49
2-11-67 USAFA (OT) L 64-73	1-14-02 Albuquerque L 47-50	L 47-50
1-3-68 Albuquerque L 60-88	2-9-02 USAFA W 47-44	W 47-44
2-7-70 USAFA L 61-64	2-8-03 Albuquerque L 59-73	L 59-73
1-11-71 Albuquerque L 66-73	3-8-03 USAFA W 68-60	W 68-60
1-22-81 USAFA L 37-38	1-17-04 Albuquerque W 68-42	W 68-42
2-28-81 Albuquerque L 69-79	2-14-04 USAFA W 51-50	W 51-50
1-8-82 Albuquerque L 61-68	1-15-05 USAFA W 64-62	W 64-62
2-27-82 USAFA W 64-59	2-14-05 Albuquerque L 52-63	L 52-63
1-17-83 Albuquerque L 76-89	1-21-06 Albuquerque L 59-62	L 59-62
2-10-83 USAFA W 61-52	2-22-06 USAFA W 51-46	W 51-46
1-19-84 USAFA L 47-57	1-9-07 USAFA W 65-57	W 65-57
2-20-84 Albuquerque L 48-49	2-10-07 Albuquerque W 60-51	W 60-51
1-12-85 Albuquerque L 50-91	1-19-08 Albuquerque L 44-59	L 44-59
2-1-85 USAFA L 52-58	2-20-08 USAFA L 51-68	L 51-68
2-6-86 Albuquerque L 70-72	1-10-09 Albuquerque L 53-78	L 53-78
2-22-86 USAFA W 66-64	2-11-09 USAFA L 66-76	L 66-76
1-17-87 USAFA L 65-80	1-20-10 USAFA L 50-73	L 50-73
2-28-87 Albuquerque L 73-80	2-20-10 Albuquerque L 56-59	L 56-59
1-8-88 Albuquerque L 67-80	3-11-10 Las Vegas& L 69-75	L 69-75
2-4-88 USAFA W 65-58	2-1-11 USAFA L 61-75	L 61-75
2-11-89 Albuquerque L 67-79	3-5-11 Albuquerque L 61-66	L 61-66
2-25-89 USAFA L 73-80	1-31-12 USAFA L 42-81	L 42-81
3-9-89 Salt Lake City\$ L 60-74	2-29-12 Albuquerque L 56-86	L 56-86
1-27-90 Albuquerque L 44-61	3-8-12 Las Vegas& L 64-79	L 64-79
2-28-90 USAFA L 54-62	2-6-13 Albuquerque L 58-81	L 58-81
12-31-90 Albuquerque L 55-92	3-9-13 USAFA W 89-88	W 89-88
2-28-91 USAFA L 56-66	3-5-14 Albuquerque L 52-80	L 52-80
1-11-92 Albuquerque L 63-78	1-14-15 Albuquerque L 48-60	L 48-60
2-29-92 USAFA L 55-70	2-4-15 USAFA W 53-49	W 53-49
1-9-93 Albuquerque L 43-63	3-11-15 Las Vegas& W 68-61	W 68-61
2-27-93 USAFA L 60-80	1-27-16 Albuquerque L 55-84	L 55-84
1-8-94 USAFA L 54-80	2-20-16 USAFA W 76-72	W 76-72
2-24-94 Albuquerque L 71-90	2-8-17 USAFA L 67-74	L 67-74
1-4-95 Albuquerque L 72-86	12-27-17 Albuquerque L 58-87	L 58-87
3-4-95 USAFA W 59-58	2-10-18 USAFA W 100-92	W 100-92
1-4-96 USAFA L 49-61	1-2-19 USAFA L 58-65	L 58-65
2-29-96 Albuquerque L 55-67	% - Denver Auditorium Arena	
1-3-97 Albuquerque L 59-92	\$ - WAC Tournament	
2-14-97 USAFA L 72-96	& - MWC Tournament	

Inside the Mountain West

Mountain West Standings

Team	MW	All	L10	Strk
San Diego St 7/7	5-0	16-0	10-0	W16
New Mexico	3-1	14-3	9-1	W1
Nevada	3-1	10-6	7-3	L1
UNLV	3-1	8-9	6-4	L1
Boise State	3-2	11-6	7-3	W1
Air Force	2-2	8-8	6-4	W1
Utah State	2-3	13-5	6-4	L3
San Jose State	2-3	6-11	3-7	W1
Colorado State	1-3	10-7	6-4	W1
Fresno State	1-4	5-11	3-7	L1
Wyoming	0-5	5-12	2-8	L3

Air Force Individual Statistics / Rank in MW Category

MW Rankings - All Games

Caleb Morris		
Three's Made.....	2.13	12th
Lavelle Scottie		
Scoring	14.5	10th
Field Goal Pct.442	5th
Free Throw Pct.691	14th
Def. Rebounds.....	4.7	13th

Ryan Swan		
Scoring	14.6	10th
Field Goal Pct.541	2nd
Free Throw Pct.766	10th
Offensive Rebounds	1.63	14th

Keaton Van Soelen		
Blocked Shots.....	0.63	15th

MW Games

Caleb Morris		
Three's Per Game	2.3	12th

Lavelle Scottie		
Scoring	17.0	8th
Rebounding	6.8	12th
Field Goal Pct.439	14th
Three's Per Game	2.0	14th

Ryan Swan		
Scoring	19.3	5th
Field Goal Pct.531	3rd
Free Throw Pct.762	14th
Three Point Pct.429	9th
Three's Per Game	2.3	12th
Assists	2.8	14th
Steals.....	1.8	3rd
Mins	32.8	12th

Sid Tomes		
Assists	3.3	9th
A/T Ratio.....	2.6	3rd

AJ Walker		
Scoring	16.3	12th
Field Goal Pct.581	2nd
Three Point Pct.524	3rd
Three's Per Game	2.8	5th
Assists	2.8	14th
Minutes	35.5	6th

Keaton Van Soelen		
Blocked Shots.....	0.8	11th

UNLV in 1998). His previous high was 17 attempts against UNLV in 2018. Scottie is the second Falcon to reach 20 points in a game (Ryan Swan with 23 vs. Pacific). Scottie also had a career-high four steals.

- Junior Ryan Swan scored 14 points and had a career-high 11 rebounds for his first double-double of the season and second in his career. Swan also set a career-high with three steals.
- Senior Pervis Louder score 10 points, reaching double figures for the third time this season.
- Sophomore Keaton Van Soelen tied a career-high with nine rebounds. Van Soelen added five points, two steals and a block.
- Junior Sid Tomes tied a career-high with five assists.

FALCON WIN WOULD...

- Improve the Falcons to 9-8 on the season and 3-2 in MW play.
- Improve the Falcons to 7-3 in its last 10 games.
- Improve the Falcons to 4-2 in true road games.
- Improve the Falcons to 24-60 all-time vs. New Mexico and snap a 10 game losing streak at The Pit.

LAST TIME OUT

Air Force men's basketball upended Utah State (13-5, 2-3 MW) in resounding fashion, posting a 79-60 win in front of a cadet-driven crowd of 4,563 Tuesday late night in Clune Arena. The win lifted the Falcons to 8-8 on the season and 2-2 in Mountain West play.

Senior Ryan Swan notched a double-double with 31 points and 11 rebounds to lead the way. Against a team that has three players on its roster over seven-feet tall, the Falcons out-rebounded the Aggies 50-29 overall and 13-7 on the offensive boards.

The Falcons trailed by as many as 12 points in the first-half. The 19 point win was a 31 point swing.

Trailing 34-22, early the Falcons went on a 9-0 run to close out the half and trail by three at 34-31.

Air Force then out-scored Utah State 48-26 in the second half to pull away. Down 39-35, a 16-0 run had the Falcons up by 12 at 51-39 with 13:48 to play. The Falcons took the lead for good on a three-point basket by senior Sid Tomes, which made it 40-39 with 16:27 to play.

Air Force Academy

The United States Air Force Academy (USAFA) is a world-class institution providing a comprehensive developmental experience to graduate innovative, resilient and committed airpower leaders of character. It provides an intensive immersion in leadership training and officer development founded on integrity, built on the pillars of academic, military and athletic excellence and which inculcates in our cadets a spirit of selfless service to our Nation. USAFA fosters a culture of commitment and climate of respect focusing future leaders on innovation and continual improvement. It produces air-minded leaders and career officers with the character, critical thinking skills and strategic agility to lead our Nation's Air Force today and into the future. USAFA strives to offer the best education in a liberal arts environment to prepare thoughtful, caring, innovative leaders.

- USAFA is consistently ranked by multiple sources as one of the country's top public universities, particularly when it comes to engineering and liberal arts education.
- The Academy ranked number two in Aero space/Aeronautical/Astronautical Engineering at schools where doctorate degrees are not offered, just behind Emory Riddle Aeronautical University, Prescott, Ariz.
- The school also tied for second place with the U.S. Military Academy (West Point) in High School Counselor Ranking at Liberal Arts Colleges.
- The number 3 ranking for Top Public Schools Ranking also went to the Academy.
- The Academy tied for fifth place with U.S. Naval Academy (Annapolis) for Best Undergraduate Engineering Program also where doctorate degrees are not offered.
- #6 Electrical/Electronic/Communications
- #8 Mechanical Engineering
- #26 National Liberal Arts Colleges
- #45 Best Undergraduate Business Programs

Service above self is at the core of the USAFA experience and USAFA cadets strive to always serve with purpose, honor, and selflessness.

- 61% of USAFA graduates serve 10 years and 45% serve 20 years.
- USAFA cadets contribute 38,000 volunteer hours per year in the local community, as well as across the Nation.
- STEM Outreach Club, as ambassadors for Air Force innovation, received the 2015 National Society of Black Engineers Golden Torch Award for Government Community Service for 5,500 hours of outreach.

Facts about the class of 2012

- 10,202 applications received
- 1,216 processed into Academy
- 65% National Honor Society

High School:

- Average GPA: 3.85
- Average SAT scores: 673 Math, 661 Reading
- Average ACT scores: 30.8

Sophomore AJ Walker scored 12 points and pulled down six rebounds. Tomes scored eight points and dished out a career-high six assists.

Keaton Van Soelen came off the bench and gave the Falcons nine points and eight rebounds. Chris Joyce also came off the bench to add eight points and four rebounds.

Brock Miller led Utah State with 16 points. Sam Merrill added 10 points. Merrill, the 2019 MW Player of the year and this season's Preseason MW Player of the Year honoree, was held scoreless in the second half.

Air Force out-shot Utah State 47.5 percent to 36.5 percent. The Falcons also made 13 free throw's to USU's four.

The crowd of 4,563 was the biggest at Clune Arena since 2013.

UTAH STATE POSTGAME NOTES

Team Notes

- Air Force starters for the Utah State game: AJ Walker (G), Caleb Morris (G), Sid Tomes (G), Lavelle Scottie (F), Ryan Swan (C). This is the first time with this starting lineup and the fifth different lineup this season.
- Air Force improved to 8-8 and 2-2 in MW play.
- Air Force improved to 6-3 in its last 9 games.
- Air Force improved to 5-3 at home.
- The Falcons improved to 6-18 all-time against Utah State, snapping a two game losing streak to the Aggies.
- Air Force won for the first time this season when trailing at the half.
- Air Force improved to 5-0 in its Gray uniforms this season.
- Air Force's announced attendance of 4,563 is the biggest since Nov. 30, 2013, when 5,394 were in attendance for a game against Colorado.
- Air Force out-rebounded Utah State 50-29 overall and 13-7 on the offensive boards.

Individual Notes

- Senior forward Ryan Swan scored a season-high 31 points, to go with 10 rebounds. It was the most points scored by a Falcon this season. It was Swan's second double-double of the season and seventh of his career. Swan has reached the 20 point mark in three of the last four games. Swan is averaging 24.5 points in his last four games. Five of Swan's 11 boards came on the offensive end.
- Sophomore guard AJ Walker scored 12 points and pulled down six rebounds, to go with two steals.
- Senior guard Sid Tomes made his first start since the Indiana State game. Tomes had come off the bench in the previous eight games. Tomes finished with eight points and a career-high six assists. Tomes went 2 of 5 from three-point range.
- Junior forward Keaton Van Soelen scored nine points and pulled down eight rebounds in 18 minutes off the bench. Van Soelen also had a game-high two blocked shots.
- Junior guard Chris Joyce scored eight points and pulled down four rebounds in 22 minutes off the bench.
- Senior guard Lavelle Scottie scored seven points and pulled down seven rebounds.

ROAD WARRIORS

Air Force will be looking for its 4th road win when they play at New Mexico, which would be the most since the 05-06 team won a school-record 6 true road games.

Air Force is 3-2 in true road games so far this season. The three road wins are second behind San Diego State's five for the most in the Mountain West and the Falcons join the Aztecs as the lone two MW teams with winning road records.

Air Force's three true road wins before January are the most since 2012-13 and the earliest its gotten to three road wins since 1982.

ONE OF TOP SHOOTING TEAMS IN NATION

Air Force is one of the top shooting teams in the nation, ranking in the NCAA Top 25 in all three shooting percentage metrics (field goal, three point and free throws). As of the Jan. 9 rankings, Air Force is 20th in field goal percentage, 3rd in three-point percentage and 24th in free throw percentage.

Air Force NCAA Rankings - as of Jan. 5

Free Throws Made	11th (269)
Free Throws Attempted	34th (351)
Free Throw Percentage	24th (76.6)
Three PT FG Percentage	3rd (41.5)
Three PT FG Made	23rd (148)
Field Goal Percentage	20th (48.3)
Assist-Turnover Ratio	59th (1.17)

HISTORIC SHOOTING PACE

Air Force is the top free throw and three-point shooting team in the Mountain West and second field goal percentage. Air Force is currently having its best shooting season in three point percentage and top four in field goal and free throw percentages.

Air Force All-Time Records

Field Goal Percentage

1. 2006-07 49.03
2. 1969-70 49.00
3. 1988-89 48.9
4. 2019-20 48.3

Three Point Percentage

1. 2019-20 41.5
2. 1988-89 40.5
3. 2005-06 40.4

Free Throw Percentage

1. 1990-91 77.03
2. 2019-20 76.64
3. 2006-07 75.48

SCORING LEADERS IN MW PLAY

Air Force has three of the top 12 scorers so far in Mountain West play. Ryan Swan ranks fourth, averaging 19.3 ppg. Lavelle Scottie is 8th at 17.0 ppg and AJ Walker is 12th at 16.3 ppg. The trio has accounted for 68 percent of Air Force's scoring in MW games.

PLAYER	MW PPG	RANK
Ryan Swan	19.3	4th
Lavelle Scottie	17.0	8th
AJ Walker	16.3	12th'

UNI WATCH

Air Force is unbeaten when wearing its gray uni's so far this season, going 5-0. Conversely, the Falcons are 0-5 in their white uniforms. Air Force is 3-3 in their traditional road blues.

Air Force Record By Uniform

Color	W-L
Gray	5-0
White	0-5
Blue	3-3

SECOND HALF TEAM

Air Force has been a better scoring team in the second-half of games so far this season. The Falcons have scored more points in the second half in 12 of 16 outings. The Falcons average 6.2 points more in the second half.

Scoring	1st Half	2nd Half
Air Force	35.3	41.5
Opponents	34.6	38.9

HOME/AWAY SPLITS

Air Force is 5-3 in home games and 3-5 when away from Clune Arena. The Falcons average 16.6 more points at home and have a 19.3 point scoring margin differential compared to away games. The Falcons are shooting .534 from the field at home and .458 from three.

Splits	Home	Away	Diff
PPG	85.1	68.5	+16.6
PPG Allowed	69.4	72.0	-1.3
Scoring Margin	+15.8	-3.5	19.3
FG Pct	.534	.433	+1.11
Reb Margin	+5.3	-2.2	+7.5
3 PT PG	9.5	9.0	+0.5
3 PT FG Pct	.458	.377	+0.081

5-2 DECEMBER AFTER 2-5 NOVEMBER

After a four-game losing streak, which put Air Force at 2-5 in the month of November, the Falcons went 5-2 in December. The Falcons averaged 87 points per game in December, outscoring its opponents by 17.6 points per game. The Falcons shot 54.5 percent from the field and 52.8 percent from three during the month.

Air Force In December

PPG/Opp	84.2/71.8
Scoring Margin	+12.4
FG PCT	53.4
3P PCT	50.7
3P Made	11.7
FT Made/ATT/Pct	16.8/21.5/78.3

SWAN CATCHES FIRE

Over the last four games, senior center Ryan Swan has caught fire offensively, averaging 24.5 points per game. Swan scored 24 points against Drake and followed it up with 25 in a win over UC Riverside. After 18 points at UNLV, Swan lit up Utah State for 31 points and 11 rebounds. Swan is now Air Force's leading scorer, averaging 14.6 ppg.

PINK OUT/COACHES VS. CANCER GAME VS. CSU

Air Force will play its Coaches vs. Cancer game on Jan. 18 vs. Colorado State (Air Force is playing CvC game a week before the actual CvC week due to no home games that week). Head coach Dave Pilipovich, along with his wife, Kelly, will donate one dollar for every person in attendance at the game. The Pilipovich's will be donating locally to the Colorado Springs American Cancer Society's Road to Recovery Program. Fan are encourage to wear pink in support of cancer awareness.

SWAN CLOSING IN ON 1,000

Ryan Swan enters the New Mexico game with 927 career points and needs 73 to reach 1,000 career points. Swan currently ranks 37th all-time in scoring at Air Force. He entered the season ranked 61st. Air Force has 26 players that have reached the 1,000 point mark.

SCOTTIE & SWAN IN THE POST

Seniors Ryan Swan and Lavelle Scottie provide Air Force with a solid 1-2 punch in the post as the team's leading scorers. Swan is averaging 14.6 ppg and Scottie 14.1. The duo accounts for 37 percent of the teams scoring.

MORRIS 56 PERCENT FROM THREE

Senior Caleb Morris is lighting it up from three-point range so far this season. Morris is shooting 54.2 percent from three-point range and leads the team with 32 three's. His 54.2 percent mark is currently the best all-time at Air Force. The Vista, Calif. native has hit 96 three's in his career at Air Force at a .403 percent clip.

Over his last 5 games, Morris has hit 13 of 19 three attempts, good for an 68.4 percentage.

Top 3-PT Percentage at Air Force

1. Caleb Morris2018-19 .542
2. Matt McCraw2004-05 .509
3. Marek Olesinski..2012-13 .490
4. Dan Nwaelele2005-06 .482

SETBACKS TO GOOD TEAMS

Air Force's setbacks have been to some good opponents so far this season. Five of its eight losses have come to teams with winning records, including 13-2 Duquesne, 12-4 Drake and 8-6 Indiana State.

THREE OVER 42 PERCENT FROM THREE

Air Force had three players shooting better than 42 percent from three-point range. Senior Caleb Morris and Ryan Swan and sophomore AJ Walker are shooting over 43 percent from three-point range.

Player	3M-ATT	Pct.
Caleb Morris	32-59	54.2
AJ Walker	25-55	45.5
Ryan Swan	24-57	42.1

A Day In The Life Of A Cadet

**LeSean Brown, Senior, Guard
Systems Engineering - Human Factors Major**

Time	Activity/Duty
6:00	Wake up
6:30	Morning Officer Development
7:00	Breakfast
7:30	Mechanical Engineering 405
8:30	Systems Engineering 311
9:30	Biology 215
11:35	Noon Meal Formation
11:55	Mandatory Lunch
12:30	Military Call to Quarters
2:30	Team Film Session
3:00	Practice
5:00	Lift
6:00	Rehab
6:45	Dinner
7:15	Squadron Meeting
8:30	Back to Room, Homework
12:00	Sleep

**Keaton Van Soelen, Junior, Guard
Systems Engineering - Management Major**

Time	Activity/Duty
6:15	Wake Up
6:30	Morning Officer Development
7:00	Breakfast
7:30	Aeronautical Engineering
8:30	Financial Accounting
9:30	Management Perspectives (Double Period)
11:35	Mandatory March to Lunch
11:55	Lunch
12:30	Squadron meeting
2:00	Shooting before practice
2:30	Film
3:00	Practice
5:00	Lift
6:00	Ice and shower
6:30	Dinner
7:15	Squadron meeting
8:00	Homework
10:30	Bed

SQUADRON JOBS

In order to prepare for life as an officer, the Cadet Wing at the United States Air Force Academy simulates the organization of an operational Air Force wing. Cadets are responsible for running and operating the wing – an unparalleled leadership opportunity to understand the importance of respect amongst peers and how to be an honorable, well-balanced officer. All cadets learn how to use a chain of command, how to function as part of various military formations and how military units organize to accomplish collective tasks. The Cadet Wing's 4,000 members are organized into four groups of 10 squadrons each. Cadets live, eat and take part in military training with their squadrons.

Player-Squadron/Squadron Duty

- Brown-39/Element Leader
- Joyce-12/Element Leader
- Kinrade-20/Athletics Officer
- Monson-40/Public Affairs Clerk
- Morris-21/Safety Clerk
- Rene-6/Support Clerk
- Swan-31/Anti-terrorism & Force Protection Officer
- Scottie-6/Standardization & Evaluations Officer
- Tomes-36/Athletics Officer
- Van Soelen-12/Element Leader
- Walker-29/Safety Clerk

MOST CAREER POINTS

No.	Player, Years	Pts
1.	Raymond Dudley, 1986-90	2,178
2.	Otis Jones, 1991-95	2,003
3.	Tim Harris, 1977-81	1,550
4.	Michael Lyons, 2009-13	1,527
5.	Bob Beckel, 1956-59	1,526
6.	Jarmica Reese, 1994-98	1,385
7.	Cliff Parsons, 1966-69	1,374
8.	Rick Simmons, 1979-83	1,320
9.	Antoine Hood, 2002-06	1,307
10.	Lavelle Scottie, 2017-present	1,270
11.	Jarvis Croff, 1998-01	1,216
12.	Jacob Burtschi, 2003-07	1,205
13.	Tom Schneeberger, 1974-78	1,204
14.	Maurice McDonald, 1982-86	1,121
15.	Hayden Graham, 2014-17	1,113
16.	Nick Welch, 2002-07	1,109
17.	Tim Keller, 2001-05	1,105
18.	Randy Gricius, 1975-79	1,100
19.	Joel Gerlach, 2000-04	1,087
20.	Dan Nwaelele, 2003-07	1,066
37.	Ryan Swan, 2017-present	927

THREE IN DOUBLE FIGURES

Three players for Air Force are currently averaging double-figures in scoring. The 2016-17 season was the last time Air Force had three players finish the season with double figures scoring averages.

Pos.	Player	PPG
G	AJ Walker	12.1
F	Lavelle Scottie	14.1
C	Ryan Swan	14.6

SCOTTIE 10TH IN SCORING

Senior Lavelle Scottie is steadily climbing the Air Force scoring record book, currently ranking 10th all-time in scoring with 1,270 career points. Scottie entered the 2019-20 season with 1,045 career points scored, which ranked 22nd. Scottie reached the 1,000 point mark as a junior, just the fourth in program history to do so. Scottie has led the Falcons in scoring each of the past two seasons, averaging 12.2 ppg as a sophomore and 15.3 as a junior. (Air Force All-Time Scoring List on Page 8).

WALKER HAVING STRONG SOPHOMORE SEASON

Sophomore AJ Walker has continued to elevate his game after a standout freshman season. Walker leads the team in assists and is third in scoring and second in three's made. Walker is shooting 50.8 percent from the field and 45.5 percent from three point range. Walker has elevated his game in conference games, averaging 58.1 percent from the field and 52.4 percent from three-point range.

VAN SOELEN SWISS ARMY KNIFE

Junior Keaton Van Soelen is Mr. do-it-all for the Falcons, with the ability to play anywhere from guard down to the post. Van Soelen averages 4.3 ppg and 3.4 rpg. He leads the team with 10 blocked shots.

PILIPOVICH WINNINGEST IN MW ERA

With the win at Army, Air Force head coach Dave Pilipovich became the fourth coach in program history to reach 100 career wins in 64 years of basketball. He has the most wins of any coach at Air Force in the Mountain West era and is fourth all-time.

AF Coaches	Years	Wins
Bob Spear	1956-1971	177
Reggie Minton	1984-2000	150
Hank Egan	1971-1984	148
Dave Pilipovich	2012-2019	106

AKAYA RETURNS

Junior forward Ameka Akaya returned to the team recently, beginning with the Johnson & Wales game, after taking the fall off to focus on academics. Akaya averaged 4.3 ppg and 1.8 rpg as a sophomore last season. Akaya also led the team in field goal percentage (.588) and three-point percentage (.450).

17 THREES AT WYOMING

Air Force made 17 three's at Wyoming in its Mountain West opener.

- The 17 three's was one shy of the school record.
- It was the most three's Wyoming has ever allowed to an opponent.
- The fifth most in a MW game ever.
- Most in a conference game in AF history.
- Five different Falcons made at least three three's.

13 PTS ALLOWED VS. JWU

Air Force held Johnson & Wales to 13 second-half points in a 99-42 win on Dec. 17. In addition, the 42 points allowed was the lowest in the Dave Pilipovich Era.

BIG SCORING MARGIN WINS

Air Force has a pair of wins by over 49 points this season. The Falcons won by 57 in a 99-42 win over Johnson & Wales and had a 49 point win over UC Riverside in the 105-56 game. The 57-point win is the third biggest in program history and the most since 1997. The 49-point win vs. UCR is the second-biggest against a Div. I opponent.

JUNKANOO JAM

- Air Force went 0-3 at the Junkanoo Jam, in Bimini, Bahamas, which ran from Nov. 21-24.
- The Falcons lost the opener to Loyola Marymount, 78-64. Air Force then lost to Duquesne 69-63 and Indiana State 84-74.
- Sophomore guard AJ Walker was named to the All-Tournament. Team.

WALKER NAMED TO JUNKANOO JAM ALL-TOURNAMENT TEAM

Sophomore AJ Walker of Air Force men's basketball was named to the 2019 Junkanoo Jam All-Tournament Team.

Walker led Air Force in scoring at the tournament, averaging 14.0 points per game. The guard also averaged 3.3 rebounds and 2.3 assists. Walker reached double figures in scoring all three games, including an 18-point night against Loyola Marymount.

2019 Junkanoo Jam All-Tournament

- * MVP - Sincere Carry (Duquesne)
- * Air Force - AJ Walker
- * Loyola Marymount - Eli Scott
- * Indiana State - Jordan Barnes
- * Duquesne - Michael Hughes

FIVE GAME TRIP LONGEST SINCE 2006

Air Force's recent five game road trip was its longest since the 2006 season. The Falcons went 1-4 during the trip, earning its lone win at Army West Point for the first time ever.

INCREASED HEIGHT

Air Force features five players on its roster that are 6-8 or taller. The roster has seven players over 6-7. Last year, the Falcons had just one player listed over 6-8.

AIR FORCE PICKED 8TH

Air Force was picked 8th in the Mountain West preseason men's basketball poll. The Falcons were picked to finish 10th a season ago in 2018-19.

Predicted Order of Finish

Rk	Team (First-Place Votes)	Pts.
1.	Utah State (1)	187
2.	San Diego State	150
3.	New Mexico	141
4.	Nevada	135
5.	Boise State	128
6.	Fresno State	103
7.	UNLV	89
8.	Air Force	76
9.	Colorado State	59
10.	Wyoming	36
11.	San José State	17

FALCONS RETURN EXPERIENCED GROUP

- Air Force enters the 2019-20 season with one of the most experienced teams in the MW. The Falcons return all five starters and 88.3 percent of its scoring from last season.

- Air Force and Boise State are the lone two MW programs to return its entire starting five.

MW Team % of Returning Scoring

1.	Air Force	88.3
2.	Boise State	74.2
3.	Utah State	73.4
4.	New Mexico	67.9
5.	Colorado State	57.6
6.	Wyoming	51.6
7.	San Jose State	48.6
8.	Fresno State	45.1
9.	San Diego State	40.5
10.	UNLV	38.5
11.	Nevada	14.2

Based off rosters on 10/7/19

TEAM CAPTAINS

Seniors Lavelle Scottie, Ryan Swan and Sid Tomes were named Air Force men's basketball team captains for the 2019-20 season. The trio enters 2019-20 in their fifth season together, which includes one season at the USAFA Prep School in 2015-16. Scottie enters his second season as a team captain.

FALCONS WELCOME NEW COACHES

Air Force has added two new assistant coaches to the team. Byron Jones and Cody San Miguel join the staff in 2019-20. Jones is a veteran with over two decades of experience in the coaching ranks. He spent seven seasons at Fresno State under the staff of then-head coach Rodney Terry. San Miguel comes to the Academy after stints at Talledega College and Texas State. San Miguel also served in U.S. Marine Corps from 2007-11.

AIR FORCE EXHIBITION

Air Force defeated Colorado Christian, 85-73, in an exhibition game last Friday night at Clune Arena. Senior Lavelle Scottie, a preseason All-Mountain West selection, led the Falcons with 16 points. Five players reached double-figures in scoring for Air Force. The Falcons led 47-32 at the half.

AIR FORCE'S 3-POINT STREAK

Air Force has hit at least one 3-pointer in 324 straight games dating back to Nov. 21, 2009 vs. Northern Colorado.

PILIPOVICH ONE OF BEST IN MW AT AIR FORCE

Head coach Dave Pilipovich got Air Force to eight conference wins for the second time in his career. He has won at least six in a season five times, the most of any Air Force head coach. The next closest coaches have done so twice. Pilipovich went 8-8 in MW play in 2013.

Years with six or more conference wins

#	Coach	Times	Years
1.	Dave Pilipovich	5	2013-15, 18, 19
2.	Jeff Bzdelik	2	2006-07
	Jeff Reynolds	2	2008, 2011
4.	Joe Scott	1	2004
	Reggie Minton	1	1989

SCOTTIE NAMED PRESEASON ALL-MW

Senior Lavelle Scottie was named to the 2019-20 Mountain West Preseason All-Conference team. A two-time team captain, Scottie garnered All-Mountain West Third Team accolades in 2018-19. The senior forward led the Falcons in scoring the past two seasons and averaged 15.3 points per game as a junior. In MW play, Scottie averaged 18.0 points per game last year. Scottie is the first Falcon to make the preseason all-conference team since Jacob Burtschi in 2006.

SCOTTIE SETS SCORING MARKS

Lavelle Scottie's 18.0 ppg average and 214 points in MW play during the 2018-19 season is the best all-time at Air Force. His 15.3 overall average is fifth in the last 20 years.

Highest Scoring Average - MW Games

1.	Lavelle Scottie	2019	18.0
2.	Michael Lyons	2013	17.6
3.	Tre' Coggins	2014	15.3
3.	Tim Keller	2003	15.3
5.	Jarvis Croff	2000	15.1

Highest Scoring Average at AF since 2000

1.	Michael Lyons	12-13	17.7
2.	Jarvis Croff	99-00	17.3
3.	Tre' Coggins	13-14	16.0
4.	Michael Lyons	11-12	15.6
5.	Lavelle Scottie	18-19	15.3

SCORING BY CLASS/STARTERS VS. BENCH

Opp	FR	SO	JR	SR	Starters/Bench
IdSt	0	7	19	53	65/14
TSU	0	12	20	46	66/12
ARMY	0	7	15	47	43/16
TCU	0	12	8	34	37/17
LMU	4	26	10	24	54/10
DUQ	0	15	5	43	43/20
InSt	4	15	14	41	45/29
JSU	17	11	5	43	42/34
WYO	13	20	0	53	71/15
NEV	0	21	9	55	76/9
DU	0	21	20	37	66/13
JWU	28	20	21	30	34/64
DRAKE	5	22	2	51	58/22
UCR	18	10	10	67	71/34
UNLV	0	12	0	47	54/5
USU	4	12	17	46	58/21
UNM					
BSU					
CSU					
USU					
SJSU					
FS					
NEV					
SDSU					
BSU					
SJSU					
FS					
WYO					
UNM					
CSU					
MW					
Total	93	243	177	717	893/335

SWAN COMING OFF STELLAR JUNIOR SEASON

Ryan Swan forms a formidable 1-2 punch in the post alongside fellow senior Lavelle Scottie. Swan has led the Falcons in rebounding each of the past two seasons, recording 7.1 boards per game as a junior. His 8.5 boards per game in MW play ranked seventh. Swan was second on the team in scoring, averaging 12.6 ppg. He raised his scoring averaged to 13.2 ppg in conference play. Swan earned All-MW Honorable Mention honors last season.

His 7.1 rpg is the most by a Falcon since 2001 and his 8.5 rpg in conference play is the second best ever in the MW era.

Most Rebounds Per Game Since 2000

1. Tom Bellairs	99-00	9.2
2. Tom Bellairs	00-01	7.3
3. <i>Ryan Swan</i>	18-19	7.1
4. Kamryn Williams	13-14	6.5
5. Hayden Graham	15-16	6.3

Most RPG MW Games

1. Tom Bellairs	99-00	10.1
2. <i>Ryan Swan</i>	18-19	8.5
3. Kamryn Williams	13-14	6.8
4. Tom Bellairs	00-01	6.6
5. Hayden Graham	16-17	5.9
5. Jacob Burtschi	06-07	5.9

MORRIS STROKES IT FROM THREE

Senior Caleb Morris enters the 2019-20 season one of Air Force's top long-distance threats.

Morris led the Falcons with 45 three's last season as a junior. Morris had 11 multi-three games last season. After starting the season hampered by injuries, the Vista, Calif. native came into his own late in the season, averaging 2.7 three's per game over his final seven games, which included back-to-back games with five three's against Fresno State and San Jose State.

TOMES STEADY IN THE BACK COURT

Senior Sid Tomes enters the season as another of Air Force's grizzled veterans. Tomes started 21 games as a junior and ranked second on the team with 72 assists. Tomes is also a long-distance threat for the Falcons, having connected on 53 three's over the past two seasons.

JOYCE MAKES SOPHOMORE LEAP

Junior Chris Joyce is coming off a breakout season for the Falcons as a sophomore. After scoring just six points in 46 minutes as a freshman, Joyce earned his way into the starting lineup midway through his second season. Joyce ranked fourth on the team in scoring, averaging 7.5 ppg and was second on the team with 36 three's. Prior to ascending into a starting role, Joyce was Air Force's top reserve, leading the team in scoring off the bench 10 times.

WALKER HAS HISTORIC FRESHMAN CAMPAIGN

Sophomore AJ Walker enters the 2019-20 season on the heels of one of the best freshman seasons at Air Force. Walker ranked third on the team in scoring, averaging 8.5 ppg and led the team with 80 assists.

Walker stamped his name into the Air Force freshman record book, as his 273 points were the third-most by a freshman in the MW era. His 185 points and 10.9 ppg in conference play are both MW era records.

Most Points By Freshman – Air Force (Since 1970)

Year	Player	Pts	Avg.
1987	Ray Dudley	368	13.6
1976	Randy Gricius	308	12.3
2019	<i>AJ Walker</i>	273*	8.5
1972	Rich Nickelson	260	10.8
1992	Otis Jones	260	9.0
1978	Tim Harris	247	9.9
2000	Tom Bellairs	230	8.2
2001	Robert Todd	224	10.7*
2010	Michael Lyons	214	6.9
2001	Joel Gerlach	197	8.6

Conference Games

Year	Player	#	Avg.
1987	Ray Dudley	253	15.8
2019	<i>AJ Walker</i>	185*	10.3
2001	Joel Gerlach	158	10.8
2000	Tom Bellairs	140	10.0
1992	Otis Jones	130	8.1
2010	Michael Lyons	96	6.0

*Denotes most in MW era

MW-A10 CHALLENGE ON THE HORIZON

The Mountain West and Atlantic 10 Conference announced on Oct. 17, 2019, the pairings for the inaugural year of the Mountain West - Atlantic 10 Challenge Series. These matchups are for the 2020-21 nonconference season. Air Force is slated to play at St. Joseph's on Dec. 5, 2020.

The two conferences will play 10 games each season, with each league hosting five games per year. Games in the first year of the Mountain West - Atlantic 10 Challenge Series will be held in all four continental U.S. time zones, spanning from coast to coast.

Matchups for each year are determined by the league offices based on a number of factors, including the previous year's records, NET rankings and team achievements, as well as projected rankings and anticipated strength of teams for the upcoming season. All 10 games in 2020 will be played during the first week of December, with television and digital rights residing with the host conference.

2018-19 SEASON RECAP

Air Force finished the 2018-19 season with a 14-18 overall record and finished sixth in the Mountain West with a 8-10 mark. The Falcons posted conference wins over the third, fourth and fifth place teams in the MW. Air Force had its winningest season since 2015 and best conference record since 2013.

Air Force set several school records during the season, including a 106-point outburst in a 106-88 win over UNLV. The Falcons set a program record for most points in a conference game and it was also the ninth-most in a game ever. The 194 combined points was also a program record.

Air Force earned three conference road wins on the season, tying for the third-most ever. The Falcons won MW road games at San Jose State, Fresno State and Wyoming. The win in Fresno was the first for Air Force since 1995.

The Falcons defeated San Jose State three times in 2019, marking the first time ever that the program had earned three wins over an opponent in the same season. Air Force also set a school record with 47 three-point attempts in the 73-71 double-overtime win in San Jose. The Falcons also set a conference game record with 85 shot attempts in the SJSU game.

In the Mountain West tournament, Air Force hit two milestones in the opening round win over San Jose State. As the sixth-seed, the Falcons defeated the 11th-seeded Spartans 87-56, marking the first time ever that the Falcons had won a MW Championships game as the lower seeded team. The 31-point victory margin was the most ever in MW Championships history for the Falcons as well.

Air Force played three games against nationally-ranked opponents, the most since the 2012-13 season. The Falcons faced then-4th-ranked Michigan and Nevada when it was ranked 10th and 17th.

HEAD COACH DAVE PILIPOVICH



Dave Pilipovich enters his eighth season as head coach at the Academy. He became the eighth head coach in the history of the program on February 8, 2012. He was in his fifth season as a member of the coaching staff and first as associate head coach when he was promoted to head coach. Pilipovich completed the rest of the 2011-12 season. This season marks his 13th overall at the Academy. Pilipovich has led the Falcons to a 106-138 record.

After taking over the program, Pilipovich won two of his first three games as head coach, including a come-from-behind 58-53 win at Wyoming in his first road game. He then led his team to one of the biggest victories in program history with a 58-56 triumph over 13th-ranked San Diego State at Clune Arena, marking Air Force's first-ever win over a Top 20 team.

In 2018-19, Pilipovich led the Falcons to a 14-18 campaign and a sixth place finish in the Mountain West. Air Force's had its best season in Mountain West play in six years, finishing with an 8-10 record. After an 0-3 start to conference play, Pilipovich rallied the Falcons to an 8-7 mark the rest of the way, which included their first road win at Fresno State in 24 years and series sweeps of San Jose State and Wyoming.

In 2012-13, his first full season as head coach, Pilipovich led the Falcons to an 18-14 overall record, tying the fourth-most wins in one season in program history. He also became the first Air Force head coach to beat two ranked teams in the same season and owns three of AFA's four wins against ranked opponents, including an 89-88 regular-season finale victory over No. 12 New Mexico, the highest ranked opponent ever defeated by Air Force. He also coached Air Force to its first-ever postseason road win with a 69-65 victory at Hawaii in the first round of the CollegenInsider.com Tournament.

In 2013-14, the Falcons posted a 12-18 record and defeated UNLV in Las Vegas for just the second time in program history. Air Force's 6-12 Mountain West record marked just the ninth time with at least six league wins since joining a conference in 1981 and AFA's three league wins on the road were the most in one season since 2008.

Pilipovich led the Falcons to a 14-17 record in 2014-15, despite losing senior captain Kamryn Williams to injury at the start of the conference season and leading scorer Max Yon leaving the team for part of the season for personal reasons. The Falcons still managed to finish ninth in the conference with a 6-12 mark. Air Force's 14 wins overall tie as the 12th most in school history while the six conference wins ties for seventh all-time.

The season marked Air Force's third straight with six or more conference wins which is the longest streak in school history. The Falcons won a conference tournament game, beating New Mexico in the opening round, for just the third time. Air Force also posted one of its biggest conference home wins ever, beating Wyoming by 23 points to record the biggest conference home win since 2007.

Air Force was 14-18 in 2015-16. The 14 wins ties as the 12th most in school history. The Falcons won the Air Force Classic with a perfect 4-0 mark.

The Falcons were 12-21 in 2016-17. Air Force beat Wyoming in the opening round of the Mountain West tournament to record the program fourth win in the event overall and second by Pilipovich. Air Force opened the game with a Mountain West record 25-0 run. The Falcons opened the season with a program-best 5-0 record.

Air Force went 12-19 in 2017-18. The Falcons were 4-5 in conference play over the second half of the season with victories over third-place New Mexico and tournament semifinalist Utah State. The New Mexico win was record-setting, as the Falcons out-last the Lobos, 100-90. Air Force set a record for most points in a conference game.

Pilipovich's tenure at the Academy is already one of the most successful. He is one of two coaches in school history to post multiple conference home winning records in a season, accomplishing it in 2013 and last season. He has led the program to more six-win conference seasons, three from 2013-15 and a fourth last year in 2018, than any other coach. Only two others have accomplished two seasons with six or more wins.

In his nearly five seasons as an assistant coach, Pilipovich helped the Falcons earn their first trip to the postseason since 2007 with an appearance in the CollegenInsider.com Tournament following the 2010 campaign and snap a 16-game losing streak in conference tournament play in 2009. In his first season at Air Force (2007-08), the Falcons finished fifth in the Mountain West Conference after being picked eighth in the preseason media and coaches poll, the greatest margin between predicted and actual finish in the league that season. He also helped Tim Anderson earn the conference's Defensive Player of the Year award that campaign.

Prior to joining the Falcons, Pilipovich spent two years with the University of Michigan basketball program. In his first season with the Wolverines, he served as the administrative assistant to head coach Tommy Amaker and helped the Wolverines to the two NIT appearances, including an NIT final, then was an assistant coach during the 2006-07 campaign.

Pilipovich has 29 years of coaching experience under his belt. He served as an assistant coach at Eastern Michigan University for five years (2000-05) prior to joining the Michigan staff. Before his stint at EMU, he served four years as an assistant coach at Robert Morris University (1996-2000), two years as an assistant coach at Georgia State University (1994-96) and two years as the assistant

The Pilipovich File

Education

Thiel College
Greenville, PA
B.S., Business Administration, 1986
Four-year letterman, team captain

California University
California, PA
M.S. Geography and Regional Planning, 1988

Coaching Career

Air Force
Head Coach 2012-Present
Associate Head Coach 2012
Assistant Coach 2008-11
Michigan
Assistant Coach 2005-07
Eastern Michigan
Assistant Coach 2001-05
Robert Morris
Assistant Coach 1997-2000
Georgia State
Assistant Coach 1994-96
Florida Atlantic
Associate Head Coach 1990-93
California-PA
Graduate Assistant 1985-88

Winning home conference records

#	Coach	Times	Years
1.	Dave Pilipovich	4	2013, 15, 16, 19
	Jeff Bzdelik	2	2006, 2007
3.	Joe Scott	1	2004
	Chris Mooney	1	2005
	Jeff Reynolds	1	2008

Years with six or more conference wins

#	Coach	Times	Years
1.	Dave Pilipovich	5	2013-15, 18, 19
2.	Jeff Bzdelik	2	2006-07
	Jeff Reynolds	2	2008, 2011
4.	Joe Scott	1	2004
	Reggie Minton	1	1989

head coach at Florida Atlantic University (1989-91) before being named associate head coach the following four years (1991-94).

Pilipovich began his coaching career serving as a graduate assistant at California University (Pa.) for two years (1986-88), before being named as an assistant coach for one season.

A 1986 graduate of Thiel College in Greenville, Pa., with a degree in business administration, Pilipovich earned four varsity basketball letters and served as team captain during his senior season. He earned his master's degree from California (Pa.) in 1988 in geography and regional planning. He is an active member of the National Association of Basketball Coaches (NABC) and is currently on the NABC Coaches vs. Cancer Board. Pilipovich is also a USA Today Coaches Top 25 Poll voter and the Chair of the Mountain West Coaches.

Pilipovich and his wife, Kelly, have a son, Kyle, and a daughter, Kelsey. Kelly is active in the community as a volunteer for the American Cancer Society Road to Recovery Program. Kyle currently works for USA Basketball as a coordinator for the Men's National Team.

Pilipovich Head Coaching Record

Year	School	Record	MW/Finish	Notes
2012	Air Force	2-6	3-11/7th	Beat 13th-ranked SDSU
2013	Air Force	18-14	8-8/6th	Two wins over nationally-ranked teams
2014	Air Force	12-18	6-12/10th	Back-to-back 6-win MW seasons
2015	Air Force	14-17	6-12/9th	Third straight 6-win MW season
2016	Air Force	14-18	5-13/10th	Third conference home winning record
2017	Air Force	12-21	4-14/10th	Fifth straight non-conf. winning mark
2018	Air Force	12-19	6-12/9th	Fourth 6-win MW season
2019	Air Force	14-18	8-10	9-5 at home and 5-3 at home in MW games
2020	Air Force	8-8	2-2	100th win came at Army
	Totals	106-139	47-94	

Air Force Men's Basketball 2019-20
Air Force Combined Team Statistics (as of Jan 08, 2020)
All games

Overall record: 8-8 Conf: 2-2 Home: 5-3 Away: 3-2 Neutral: 0-3

#	Player	gp-gs	min	avg	Total			3-Point		F-Throw		Rebounds				pf	dq	a	to	blk	stl	pts	avg		
					fg-fga	fg%	3fg-fga	3fg%	ft-fa	ft%	off	def	tot	avg											
34	Ryan Swan	16-14	420	26.3	80-148	.541	24-57	.421	49-64	.766	26	36	62	3.9	34	0	31	18	4	13	233	14.6			
12	Lavelle Scottie	16-16	464	29.0	80-181	.442	18-49	.367	47-68	.691	14	75	89	5.6	28	1	28	36	5	13	225	14.1			
10	AJ Walker	16-16	486	30.4	67-132	.508	25-55	.455	35-49	.714	4	58	62	3.9	36	1	46	38	3	11	194	12.1			
00	Caleb Morris	15-9	367	24.5	42-83	.506	32-59	.542	21-27	.778	4	42	46	3.1	24	0	20	15	1	15	137	9.1			
05	Chris Joyce	13-9	308	23.7	31-69	.449	14-37	.378	22-29	.759	10	33	43	3.3	16	0	17	20	2	5	98	7.5			
03	Sid Tomes	16-8	360	22.5	23-74	.311	10-44	.227	33-39	.846	4	34	38	2.4	32	0	41	19	4	9	89	5.6			
44	Keaton Van Soelen	16-6	274	17.1	21-47	.447	5-15	.333	21-26	.808	14	40	54	3.4	37	2	14	13	10	3	68	4.3			
15	Abe Kinrade	15-2	130	8.7	16-29	.552	4-12	.333	17-19	.895	9	15	24	1.6	19	0	6	7	2	4	53	3.5			
24	Mason Taylor	13-0	137	10.5	19-34	.559	7-16	.438	5-7	.714	0	13	13	1.0	8	0	7	13	0	1	50	3.8			
04	Carter Murphy	6-0	27	4.5	6-6	1.000	6-6	1.000	4-4	1.000	0	3	3	0.5	1	0	2	0	0	1	22	3.7			
13	LeSean Brown	14-0	104	7.4	5-13	.385	1-2	.500	4-5	.800	1	9	10	0.7	12	0	8	5	1	2	15	1.1			
20	Isaac Monson	9-0	52	5.8	5-8	.625	1-2	.500	4-4	1.000	4	11	15	1.7	6	0	3	3	1	0	15	1.7			
22	Nikc Jackson	5-0	14	2.8	4-6	.667	1-1	1.000	4-6	.667	2	2	4	0.8	2	0	1	0	0	2	13	2.6			
11	Ameka Akaya	4-0	21	5.3	3-5	.600	0-0	.000	3-4	.750	0	1	1	0.3	3	0	4	1	0	0	9	2.3			
30	Camden Vander Zwaag	5-0	27	5.4	3-5	.600	0-2	.000	0-0	.000	1	7	8	1.6	1	0	1	0	0	1	6	1.2			
01	Solomon Pierre-Louis	3-0	9	3.0	1-1	1.000	0-0	.000	0-0	.000	0	0	0	0.0	0	0	0	0	0	0	2	0.7			
Team											14	25	39												7
Total.....		16	3200	406-841		.483	148-357	.415	269-351	.766	107	404	511	31.9	259	4	229	195	33	80	1229	76.8			
Opponents.....		16	3200	408-896		.455	156-426	.366	159-243	.654	119	368	487	30.4	326	-	225	183	38	91	1131	70.7			

TEAM STATISTICS	USAFA	OPP	Date	Opponent	Score	Att.
SCORING	1229	1131	11/07/19	IDAHO ST.	L 79-89	1633
Points per game	76.8	70.7	11/09/19	TEXAS ST.	w 78-71	1526
Scoring margin	+6.1	-	11/12/19	at Army West Point	w 69-57	546
FIELD GOALS-ATT	406-841	408-896	11/18/19	at TCU	L 54-65	6110
Field goal pct	.483	.455	11/21/19	vs Loyola Marymount	L 64-78	200
3 POINT FG-ATT	148-357	156-426	11/22/19	vs Duquesne	L 63-69	250
3-point FG pct	.415	.366	11/24/19	vs Indiana St.	L 74-84	150
3-pt FG made per game	9.3	9.8	12/01/19	JACKSON ST.	w 76-52	1438
FREE THROWS-ATT	269-351	159-243	* 12/04/19	at Wyoming	w 86-77	3013
Free throw pct	.766	.654	* 12/07/19	NEVADA	L 85-100	1715
F-Throws made per game	16.8	9.9	12/14/19	at Denver	w 79-75	1170
REBOUNDS	511	487	12/17/19	JWU (DENVER)	w 99-42	1386
Rebounds per game	31.9	30.4	12/21/19	DRAKE	L 80-85	1791
Rebounding margin	+1.5	-	12/31/19	UC RIVERSIDE	w 105-56	1356
ASSISTS	229	225	* 01/04/20	at UNLV	L 59-71	7633
Assists per game	14.3	14.1	* 01/07/20	UTAH ST.	w 79-60	4563
TURNOVERS	195	183	* - Conference game			
Turnovers per game	12.2	11.4				
Turnover margin	-0.7	-				
Assist/turnover ratio	1.2	1.2				
STEALS	80	91				
Steals per game	5.0	5.7				
BLOCKS	33	38				
Blocks per game	2.1	2.4				
ATTENDANCE	15408	19072				
Home games-Avg/Game	8-1926	5-3694				
Neutral site-Avg/Game	-	3-200				

Score by Periods	1st	2nd	Totals
Air Force	565	664	1229
Opponents	555	576	1131

Air Force Men's Basketball 2019-20
Air Force Combined Team Statistics (as of Jan 04, 2020)
Conference games only

RECORD:	OVERALL	HOME	AWAY	NEUTRAL
ALL GAMES	1-2	0-1	1-1	0-0
CONFERENCE	1-2	0-1	1-1	0-0
NON-CONFERENCE	0-0	0-0	0-0	0-0

#	Player	gp-gs	min	avg	Total		3-Point		F-Throw		Rebounds				pf	dq	a	to	blk	stl	pts	avg
					fg-fga	fg%	3fg-fga	3fg%	ft-fga	ft%	off	def	tot	avg								
12	Lavelle Scottie	3-3	99	33.0	18-41	.439	7-12	.583	18-24	.750	2	18	20	6.7	5	0	7	10	1	2	61	20.3
10	AJ Walker	3-3	107	35.7	20-35	.571	10-18	.556	3-9	.333	0	14	14	4.7	7	0	10	4	0	2	53	17.7
34	Ryan Swan	3-3	97	32.3	15-33	.455	8-19	.421	8-10	.800	6	5	11	3.7	6	0	9	4	1	7	46	15.3
00	Caleb Morris	3-3	98	32.7	11-23	.478	7-15	.467	3-6	.500	3	12	15	5.0	9	0	4	5	0	4	32	10.7
03	Sid Tomes	3-0	55	18.3	2-7	.286	1-5	.200	9-10	.900	0	4	4	1.3	8	0	7	5	1	0	14	4.7
24	Mason Taylor	3-0	40	13.3	5-11	.455	3-7	.429	0-1	.000	0	3	3	1.0	5	0	3	3	0	0	13	4.3
44	Keaton Van Soelen	3-2	51	17.0	3-9	.333	0-2	.000	3-4	.750	2	4	6	2.0	9	0	0	0	1	1	9	3.0
15	Abe Kinrade	3-0	16	5.3	1-4	.250	0-2	.000	0-0	.000	1	1	2	0.7	4	0	1	2	0	0	2	0.7
05	Chris Joyce	1-1	23	23.0	0-3	.000	0-2	.000	0-0	.000	1	2	3	3.0	2	0	1	3	0	0	0	0.0
13	LeSean Brown	2-0	8	4.0	0-1	.000	0-0	.000	0-0	.000	1	0	1	0.5	1	0	0	0	0	0	0	0.0
20	Isaac Monson	1-0	5	5.0	0-0	.000	0-0	.000	0-0	.000	0	1	1	1.0	0	0	0	0	0	0	0	0.0
11	Ameka Akaya	1-0	1	1.0	0-0	.000	0-0	.000	0-0	.000	0	0	0	0.0	1	0	0	0	0	0	0	0.0
22	Nikc Jackson	1-0	0	0.0	0-0	.000	0-0	.000	0-0	.000	0	0	0	0.0	0	0	0	0	0	0	0	0.0
04	Carter Murphy	1-0	0	0.0	0-0	.000	0-0	.000	0-0	.000	0	0	0	0.0	0	0	0	0	0	0	0	0.0
Team											8	8	16									
Total.....		3	600		75-167	.449	36-82	.439	44-64	.688	24	72	96	32.0	57	0	42	36	4	16	230	76.7
Opponents.....		3	600		83-161	.516	33-81	.407	49-66	.742	17	81	98	32.7	62	-	42	33	8	22	248	82.7

TEAM STATISTICS

	USAF	OPP
SCORING	230	248
Points per game	76.7	82.7
Scoring margin	-6.0	-
FIELD GOALS-ATT	75-167	83-161
Field goal pct	.449	.516
3 POINT FG-ATT	36-82	33-81
3-point FG pct	.439	.407
3-pt FG made per game	12.0	11.0
FREE THROWS-ATT	44-64	49-66
Free throw pct	.688	.742
F-Throws made per game	14.7	16.3
REBOUNDS	96	98
Rebounds per game	32.0	32.7
Rebounding margin	-0.7	-
ASSISTS	42	42
Assists per game	14.0	14.0
TURNOVERS	36	33
Turnovers per game	12.0	11.0
Turnover margin	-1.0	-
Assist/turnover ratio	1.2	1.3
STEALS	16	22
Steals per game	5.3	7.3
BLOCKS	4	8
Blocks per game	1.3	2.7
ATTENDANCE	1715	10646
Home games-Avg/Game	1-1715	2-5323
Neutral site-Avg/Game	-	0-0

<u>Date</u>	<u>Opponent</u>		<u>Score</u>	<u>Att.</u>
* 12/04/19	at Wyoming	W	86-77	3013
* 12/07/19	NEVADA	L	85-100	1715
* 01/04/20	at UNLV	L	59-71	7633

* - Conference game

Score by Periods

	1st	2nd	Totals
Air Force	107	123	230
Opponents	116	132	248

Starting Lineups

Guard	Guard	Guard	Forward	C/F	Total	Games	Record
Walker	Tomes	Joyce	Scottie	Swan	5	1-4, 7	2-3
Walker	Tomes	Joyce	Scottie	Kinrade	2	5-6	0-2
Walker	Morris	Van Soelen	Scottie	Swan	6	8-13	4-2
Walker	Morris	Joyce	Scottie	Swan	2	14-15	1-1
Walker	Tomes	Morris	Scottie	Swan	1	16	1-0

Margin of Victory/Defeat

Margin	1	2	3	4	5	6	7	8	9	10	11-15	16-19	20-24	25+
Wins	0	0	0	1	0	0	1	0	1	0	1	1	1	3
Losses	0	0	0	0	1	1	0	0	0	2	4	0	0	0

Team Notes

Biggest Lead.....	57, Johnson & Wales (MW).....
Biggest Deficit.....	25, Indiana State (MW).....
Biggest Lead/Win	57, Johnson & Wales (MW).....
Biggest Lead/Loss	11, UNLV (MW).....
Biggest Deficit Overcome	10, Army (MW).....
Biggest Halftime Lead	23, UC Riverside (MW).....
Biggest Halftime Deficit	9, Wyoming (MW).....
Most Points Half	53, UC Riverside (MW).....
Most Pts Allowed Half	48, Wyoming (MW).....
Fewest Points Half.....	53, Nevada (MW).....
Fewest Pts Allowed Half..	26, TCU (MW).....
	38, Wyoming (MW).....
	13, Johnson & Wales (MW).....
	29, Wyoming (MW).....

Individual Highs

10-Plus Points	19-20	Career
Lavelle Scottie	12	67
Ryan Swan	10	43
AJ Walker	9	21
Caleb Morris	6	18
Chris Joyce	3	13
Sid Tomes	2	12
Mason Taylor	2	2
Keaton Van Soelen	1	4
Abe Kinrade	1	1
Ameka Akaya	-	3

20-Plus Points

19-20	Career
Ryan Swan	2
AJ Walker	2
Lavelle Scottie	1
Caleb Morris	1
Chris Joyce	-
Sid Tomes	-

10-Plus Rebounds

19-20	Career
Ryan Swan	1
Lavelle Scottie	-
Caleb Morris	-

10-Plus Assists

19-20	Career
AJ Walker	-

Points Leader* 19-20 Career

Lavelle Scottie	4	30
AJ Walker	4	10
Ryan Swan	3	18
Caleb Morris	2	5
Sid Tomes	1	5
Chris Joyce	-	2
Ameka Akaya	-	1
Keaton Van Soelen	-	1

Rebounds Leader* 19-20 Career

Lavelle Scottie	8	24
Caleb Morris	4	5
AJ Walker	3	3
Ryan Swan	2	29
Keaton Van Soelen	1	8
Sid Tomes	1	4
Abe Kinrade	1	1
Chris Joyce	-	3
Ameka Akaya	-	1

Assists Leader* 19-20 Career

Sid Tomes	7	23
AJ Walker	6	15
Lavelle Scottie	6	14
Ryan Swan	2	8
Caleb Morris	2	6
Keaton Van Soelen	1	7
Chris Joyce	-	8
Ameka Akaya	-	1

*- Includes ties

Miscellaneous

Double-Doubles 19-20 Career

Ryan Swan (Pts-Rebs)	1	7
Lavelle Scottie	-	4
Caleb Morris (Pts-Rebs)	-	1

Multiple players in double figures

# of Players	#	Most Recent
Five players	1	Wyoming
Four players	6	Denver
Three players	5	UNLV
Two players	1	Loyola Marymount

Air Force Record when....

Leading at the half.....	7-0
Trailing at the half.....	1-8
Tied at the half.....	0-0

Leading with 10:00 remaining.....	8-1
Trailing with 10:00 remaining.....	0-7
Tied with 10:00 remaining	0-0

Leading with 5:00 remaining.....	8-0
Trailing with 5:00 remaining.....	0-8
Tied with 5:00 remaining	0-0

Overtime games	0-0
----------------------	-----

Air Force out-rebounds opponent.....	8-1
Air Force out-rebounded.....	0-7
Rebounds tied	0-0

Air Force commits more TOs.....	4-5
Opponent commits more TOs	4-3
Turnovers tied.....	0-0

Air Force out-shoots opponent	6-3
Air Force out-shot by opponent	2-5
FG percentage tied.....	0-0

Air Force scores less than 50:.....	0-0
Air Force scores 50-59	0-2
Air Force scores 60-69	1-2
Air Force scores 70-79	4-2
Air Force scores 80-89	1-2
Air Force scores 90-99	1-0
Air Force scores 100 or more.....	1-0

Air Force allows less than 50:.....	1-0
Air Force allows 50-59.....	3-0
Air Force allows 60-69.....	1-2
Air Force allows 70-79.....	3-2
Air Force allows 80-89.....	0-3
Air Force allows 90-99.....	0-0
Air Force allows 100 or more.....	0-1

In November	2-5
In December	5-2
In January.....	1-1
In February	0-0
In March.....	0-0

On Monday.....	0-1
On Tuesday.....	4-0
On Wednesday.....	1-0
On Thursday.....	0-2
On Friday.....	0-1
On Saturday	2-3
On Sunday.....	1-1

Gray Uni's.....	5-0
Blue Uni's	3-3
White Uni's	0-5

GAME-BY-GAME LEADERS

Opponent	Date	Score	Points	Rebounds	Assists	Steals	Blocks
Idaho State	11/7	79-89	17 - Walker	8 - Scottie	3 - Scottie	2 - Scottie	1 - Kinrade, Scottie, Tomes
Texas State	11/9	78-71	19 - Tomes	8 - Scottie	4 - Tomes	1 - Joyce, Morris	2 - Walker
Army	11/12	69-57	17 - Scottie	10 - Swan	4- Swan, Walker	3- Swan	1 - Tomes, Van Soelen, Walker
TCU	11/18	54-65	9 - Swan	5 - Scottie	5 - Swan	1 - Joyce, Swan, Walker	1 - Joyce, Morris, Scottie
Loyola Marymount	11/21	64-78	18 - Walker	7 - Scottie	3 - Scottie, Tomes	1 - Walker	-
Duquesne	11/22	63-69	19 - Scottie	7 - Scottie	2 - Morris, Scottie	2 - Tomes	-
Indiana State	11/24	74-84	18 - Morris	5 - Walker	4 - Walker	2 - Kinrade	-
Jackson State	12/1	76-52	16 - Morris	6 - Morris, Scottie	3 - Scottie, Tomes, Walker, Van Soelen	2 - Scottie	1 - Scottie
Wyoming	12/4	86-77	20 - Walker	7 - Walker	7 - Walker	3 - Swan	1 - Swan
Nevada	12/7	85-100	23 - Scottie	8 - Scottie	2 - Scottie, Tomes, Walker	2 - Morris, Swan	1 - Scottie, Tomes
Denver	12/14	79-75	19 - Walker	7 - Walker	4 - Tomes, Walker	1 - Morris, Walker	2 - Van Soelen
Johnson & Wales	12/17	99-42	14 - Murphy	6 - Monson	4 - Walker	2 - Joyce, Morris, Tomes	3 - Van Soelen
Drake	12/21	80-85	24 - Swan	4 - Morris, Scottie, Tomes, Van Soelen	4 - Morris, Walker	2 - Morris	1 - Scottie, Swan, Van Soelen
UC Riverside	12/31	105-56	25 - Swan	5 - Swan	4 - Walker	2 - Scottie, Tomes	1 - Joyce
UNLV	1/4	59-71	19 - Scottie	6 - Morris, Scottie	3 - Scottie, Tomes	2 - Swan	1 - Van Soelen
Utah State	1/7	79-60	31 - Swan	11 - Swan	6 - Tomes	2 - Walker	2 - Van Soelen

POINTS-REBOUNDS-ASSISTS

Opponent	Date	Score	0	1	3	4	5	10	11	12	13	15	20
			Caleb Morris	Solomon Sid Pierre-Louis	Tomes	Carter Murphy	Chris Joyce	AJ Walker	Ameka Akaya	Lavelle Scottie	LeSean Brown	Abe Kinrade	Isaac Monson
Idaho State	11/7	79-89	DNP	DNP	7-3-0^	DNP	14-7-0^	17-1-1^	DNP	13-8-3^	2-0-0	7-1-0	0-1-0
Texas State	11/9	78-71	2-0-0	DNP	19-5-4^	DNP	11-6-2^	12-4-1^	DNP	15-8-3^	1-1-0	0-0-1	0-1-0
at Army	11/12	69-57	10-4-1	DNP	10-4-3^	DNP	9-4-1^	7-6-4^	DNP	17-7-0^	0-0-1	0-0-0	DNP
at TCU	11/18	54-65	8-0-1	DNP	8-2-2^	DNP	5-4-1^	8-4-3^	DNP	7-5-1^	2-2-0	4-2-1	DNP
vs. LMU	11/21	64-78	0-0-2	0-0-0	4-0-4^	0-0-0	8-3-2^	18-0-2^	DNP	16-5-3^	0-0-0	8-7-2^	DNP
vs. Duquesne	11/22	63-69	6-1-2	DNP	5-1-1^	DNP	4-2-0^	13-5-1^	DNP	19-7-2^	0-1-0	2-4-0^	0-0-0
vs. Indiana St.	11/24	74-84	18-2-0	DNP	0-0-3^	DNP	11-4-2^	11-5-4^	DNP	6-3-0^	0-0-0	4-4-0	DNP
Jackson State	12/1	76-52	16-6-1^	0-0-0	8-3-3	0-0-1	DNP	2-3-3^	DNP	12-6-3^	DNP	9-2-0	0-1-1
at Wyoming*	12/4	86-77	15-5-1^	DNP	0-1-2	DNP	DNP	20-7-7^	DNP	19-6-2^	DNP	2-2-1	DNP
Nevada*	12/7	85-100	12-4-1^	DNP	9-0-2	DNP	DNP	21-5-1^	DNP	23-8-2^	0-1-0	0-0-0	DNP
at Denver	12/14	79-75	3-4-2^	DNP	0-1-4	DNP	9-1-1	19-7-4^	DNP	17-5-2^	2-1-1	0-0-1	2-2-0
JWU	12/17	99-42	11-2-2^	DNP	1-4-3	14-3-0	12-2-1	6-2-4^	6-1-2	7-3-1^	3-3-2	4-2-0	10-6-2
Drake	12/21	80-85	9-4-4^	DNP	2-4-0	DNP	2-12	9-2-4^	DNP	16-4-2^	0-0-2	13-0-0	0-0-0
UC Riverside	12/31	105-56	22-5-1^	2-0-0	3-2-2	8-0-1	5-2-2^	7-3-4^	3-0-2	12-1-0^	5-1-1	DNP	3-3-0
at UNLV*	1/4	59-71	5-6-2^	DNP	5-3-3	0-0-0	0-3-1^	12-2-2^	0-0-0	19-6-3^	0-0-0	0-0-0	DNP
Utah State*	1/7	79-60	0-3-0^	DNP	8-5-6^	0-0-0	8-4-2	12-6-1^	0-0-0	7-7-1^	0-0-1	0-0-0	DNP
at New Mexico*	1/11												
Boise State*	1/15												
Colorado State*	1/18												
at Utah State*	1/21												
at San Jose St.*	1/25												
Fresno State*	1/28												
at Nevada*	2/4												
San Diego State*	2/8												
at Boise State*	2/11												
San Jose State*	2/15												
at Fresno State*	2/19												
Wyoming*	2/22												
New Mexico*	2/26												
at Colorado St*	2/29												
MW	3/4-7												

^Denotes start

Opponent	Date	Score	21	22	23	24	30	31	32	34	40	44
			Nick Rene	Nikc Jackson	Deven Nelson	Mason Taylor	Camden Vander Zwaag	CJ Haut	Simon Banks	Ryan Swan	Anthony Charles	Keaton Van Soelen
Idaho State	11/7	79-89	DNP	DNP	DNP	DNP	DNP	DNP	DNP	14-3-1^	DNP	5-2-0
Texas State	11/9	78-71	DNP	DNP	DNP	DNP	DNP	DNP	DNP	9-4-2^	DNP	9-6-3
at Army	11/12	69-57	DNP	DNP	DNP	DNP	0-0-0	DNP	DNP	10-10-4^	DNP	6-1-2
at TCU	11/18	54-65	DNP	DNP	DNP	DNP	DNP	DNP	DNP	9-3-5^	DNP	3-3-1
vs. LMU	11/21	64-78	DNP	2-0-0	DNP	2-2-0	0-0-0	DNP	DNP	4-0-0	DNP	2-1-0
vs. Duquesne	11/22	63-69	DNP	DNP	DNP	0-1-0	DNP	DNP	DNP	13-0-1	DNP	1-2-1
vs. Indiana St.	11/24	74-84	DNP	DNP	DNP	4-0-0	DNP	DNP	DNP	17-3-1^	DNP	3-1-0
Jackson State	12/1	76-52	DNP	3-2-0	DNP	12-2-1	2-0-0	DNP	DNP	7-4-1^	DNP	2-0-0^
at Wyoming*	12/4	86-77	DNP	DNP	DNP	13-2-3	DNP	DNP	DNP	17-3-5^	DNP	0-4-0^
Nevada*	12/7	85-100	DNP	0-0-0	DNP	0-1-0	DNP	DNP	DNP	11-2-2^	DNP	9-2-0^
at Denver	12/14	79-75	DNP	DNP	DNP	0-1-0	DNP	DNP	DNP	16-4-1^	DNP	11-7-1^
JWU	12/17	99-42	DNP	DNP	DNP	10-2-2	4-4-0	DNP	DNP	8-2-1^	DNP	3-5-0^
Drake	12/21	80-85	DNP	DNP	DNP	5-0-0	DNP	DNP	DNP	24-3-0^	DNP	0-4-1^
UC Riverside	12/31	105-56	DNP	6-1-1	DNP	2-1-1	0-3-1	DNP	DNP	25-4-3^	DNP	2-4-0
at UNLV*	1/4	59-71	DNP	DNP	DNP	0-0-0	DNP	DNP	DNP	18-6-2^	DNP	0-0-0
Utah State*	1/7	79-60	DNP	2-1-0	DNP	2-1-0	0-1-0	DNP	DNP	31-11-2^	DNP	9-8-3
at New Mexico*	1/11											
Boise State*	1/15											
Colorado State*	1/18											
at Utah State*	1/21											
at San Jose St.*	1/25											
Fresno State*	1/28											
at Nevada*	2/4											
San Diego State*	2/8											
at Boise State*	2/11											
San Jose State*	2/15											
at Fresno State*	2/19											
Wyoming*	2/22											
New Mexico*	2/26											
at Colorado St*	2/29											
MW	3/4-7											

^Denotes start

2019-20 GAME-BY-GAME COMPARISON

Teams	Score	By Half				Rebounds							Scoring By			
		(1-2-OT)	FG-FGA	Pct.	3G-3GA	Pct.	FT-FTA	Pct.	O-D-T	FL-D	AS	TO	BL	ST	Starters	Bench
Idaho State	89	42-47	28-56	.500	12-29	.414	21-25	.840	12-19-31	23-2	13	12	2	7	79	10
Air Force	79	31-48	27-52	.519	1-11	.091	24-27	.889	7-19-26	24-2	5	13	3	5	65	14
Texas State	71	30-41	29-64	.453	3-18	.167	10-20	.500	10-23-33	24-0	9	7	4	5	44	27
Air Force	78	35-43	22-48	.458	12-26	.462	22-31	.710	8-30-38	21-0	16	12	5	2	66	12
Army	57	26-31	24-58	.414	5-27	.185	4-8	.500	3-32-35	18-0	14	15	7	1	46	11
Air Force	69	29-40	23-56	.411	9-25	.360	14-18	.778	4-35-39	10-0	11	14	0	2	53	16
TCU	65	39-26	25-59	.424	7-25	.280	8-11	.727	13-25-38	13-0	15	10	3	10	61	4
Air Force	54	28-26	20-47	.426	6-20	.300	8-11	.727	5-23-29	15-0	15	19	3	3	37	17
LMU	78	38-40	30-48	.625	9-18	.500	9-15	.600	5-20-25	22-1	17	8	1	2	59	19
Air Force	64	31-33	19-46	.413	6-22	.273	20-27	.741	6-12-18	14-0	14	11	0	1	54	10
Duquesne	69	39-30	28-54	.519	7-23	.304	6-12	.500	5-30-35	19-0	15	8	7	3	46	23
Air Force	63	22-41	22-54	.407	5-17	.294	14-21	.667	3-21-24	16-0	8	7	0	3	43	20
Indiana State	84	38-46	26-46	.565	15-26	.577	17-22	.773	2-26-28	26-1	16	15	3	4	66	18
Air Force	74	31-43	25-56	.446	6-23	.261	18-26	.692	7-15-22	22-2	10	9	0	7	45	29
Jackson State	52	20-32	20-58	.345	9-32	.281	3-6	.500	6-17-23	19-1	12	13	0	9	23	29
Air Force	76	39-37	26-44	.591	9-19	.474	15-18	.833	3-33-36	11-0	17	17	1	6	42	34
Wyoming	77	29-48	29-56	.518	14-31	.452	5-7	.714	4-24-28	16-1	16	11	3	6	67	10
Air Force	86	38-48	32-60	.533	17-30	.567	5-11	.452	9-24-33	12-0	21	10	1	7	71	15
Nevada	100	53-47	30-53	.566	13-23	.565	27-32	.844	5-30-35	26-1	15	12	3	6	63	37
Air Force	85	42-43	25-55	.455	9-25	.360	26-34	.765	5-21-26	23-0	8	9	2	6	76	9
Denver	75	31-44	29-59	.492	11-22	.500	6-8	.750	6-24-30	21-0	17	11	1	3	56	19
Air Force	79	45-34	25-54	.463	13-27	.481	16-21	.762	8-26-34	14-0	17	13	3	3	66	13
JWU	42	29-13	15-58	.259	10-36	.278	2-8	.250	9-14-23	22-1	10	15	1	5	30	12
Air Force	99	50-49	32-51	.627	9-14	.643	26-30	.867	7-36-43	11-0	20	9	5	7	35	64
Drake	85	44-41	31-59	.525	13-28	.464	10-14	.714	13-17-30	19-0	20	13	4	7	68	17
Air Force	80	34-46	27-49	.551	13-23	.565	13-15	.867	6-17-23	17-0	15	15	3	4	58	22
UC Riverside	56	29-27	17-53	.321	12-33	.364	10-18	.556	11-17-28	19-0	11	15	2	2	22	34
Air Force	105	52-53	34-56	.607	15-23	.652	22-25	.880	6-27-33	12-0	19	7	1	9	71	34
UNLV	71	34-37	24-52	.462	6-27	.222	17-27	.630	8-27-35	20-0	11	10	2	10	51	20
Air Force	59	27-32	18-52	.346	10-27	.370	13-19	.684	10-27-7	22-0	13	17	1	3	54	5
Utah State	60	34-26	23-63	.365	10-28	.357	4-8	.500	7-22-29	19-0	13	9	1	5	41	19
Air Force	79	31-48	29-61	.475	8-25	.320	13-17	.765	13-37-50	15-0	15	13	2	4	58	21
New Mexico																
Air Force																
Boise State																
Air Force																
Colorado St																
Air Force																
Utah State																
Air Force																
San Jose St																
Air Force																
Fresno St																
Air Force																
Nevada																
Air Force																
San Diego St																
Air Force																
Boise St																
Air Force																
San Jose St.																
Air Force																
Fresno St																
Air Force																
Wyoming																
Air Force																
New Mexico																
Air Force																
Colorado State																
Air Force																
MW																
Air Force																

AIR FORCE/OPPONENT HIGHS/LOWS

Air Force - TEAM GAME HIGHS

POINTS	105	UC RIVERSIDE (12/31/19)
	99	JWU (DENVER) (12/17/19)
	86	at Wyoming (12/04/19)
	85	NEVADA (12/07/19)
	80	DRAKE (12/21/19)
FIELD GOALS MADE	34	UC RIVERSIDE (12/31/19)
	32	JWU (DENVER) (12/17/19)
	32	at Wyoming (12/04/19)
FIELD GOAL ATTEMPTS	61	UTAH ST. (01/07/20)
	60	at Wyoming (12/04/19)
FIELD GOAL PERCENTAGE	.627 (32-51)	JWU (DENVER) (12/17/19)
	.607 (34-56)	UC RIVERSIDE (12/31/19)
3 PT FIELD GOALS MADE	17	at Wyoming (12/04/19)
	15	UC RIVERSIDE (12/31/19)
3 PT FG ATTEMPTS	30	at Wyoming (12/04/19)
	27	at UNLV (01/04/20)
	27	at Denver (12/14/19)
3 PT FG PERCENTAGE	.652 (15-23)	UC RIVERSIDE (12/31/19)
	.643 (9-14)	JWU (DENVER) (12/17/19)
FREE THROWS MADE	26	JWU (DENVER) (12/17/19)
	26	NEVADA (12/07/19)
FREE THROW ATTEMPTS	34	NEVADA (12/07/19)
	31	TEXAS ST. (11/09/19)
FREE THROW PERCENTAGE	.889 (24-27)	IDAHO ST. (11/07/19)
	.880 (22-25)	UC RIVERSIDE (12/31/19)
REBOUNDS	50	UTAH ST. (01/07/20)
	43	JWU (DENVER) (12/17/19)
ASSISTS	21	at Wyoming (12/04/19)
	20	JWU (DENVER) (12/17/19)
STEALS	10	at Army West Point (11/12/19)
	9	UC RIVERSIDE (12/31/19)
BLOCKED SHOTS	5	JWU (DENVER) (12/17/19)
	5	TEXAS ST. (11/09/19)
TURNOVERS	19	at TCU (11/18/19)
	17	at UNLV (01/04/20)
	17	JACKSON ST. (12/01/19)
FOULS	24	IDAHO ST. (11/07/19)
	23	NEVADA (12/07/19)

Opponent - GAME HIGHS

POINTS	100	NEVADA (12/07/19)
	89	IDAHO ST. (11/07/19)
	85	DRAKE (12/21/19)
	84	vs Indiana St. (11/24/19)
	78	vs Loyola Marymount (11/21/19)
FIELD GOALS MADE	31	DRAKE (12/21/19)
	30	NEVADA (12/07/19)
	30	vs Loyola Marymount (11/21/19)
FIELD GOAL ATTEMPTS	64	TEXAS ST. (11/09/19)
	63	UTAH ST. (01/07/20)
FIELD GOAL PERCENTAGE	.625 (30-48)	vs Loyola Marymount (11/21/19)
	.566 (30-53)	NEVADA (12/07/19)
3 PT FIELD GOALS MADE	15	vs Indiana St. (11/24/19)
	14	at Wyoming (12/04/19)
3 PT FG ATTEMPTS	36	JWU (DENVER) (12/17/19)
	33	UC RIVERSIDE (12/31/19)
3 PT FG PERCENTAGE	.577 (15-26)	vs Indiana St. (11/24/19)
	.565 (13-23)	NEVADA (12/07/19)
FREE THROWS MADE	27	NEVADA (12/07/19)
	21	IDAHO ST. (11/07/19)
FREE THROW ATTEMPTS	32	NEVADA (12/07/19)
	27	at UNLV (01/04/20)
FREE THROW PERCENTAGE	.844 (27-32)	NEVADA (12/07/19)
	.840 (21-25)	IDAHO ST. (11/07/19)
REBOUNDS	38	at TCU (11/18/19)
	35	at UNLV (01/04/20)
	35	NEVADA (12/07/19)
	35	vs Duquesne (11/22/19)
	35	at Army West Point (11/12/19)
ASSISTS	20	DRAKE (12/21/19)
	17	at Denver (12/14/19)
	17	vs Loyola Marymount (11/21/19)
STEALS	10	at UNLV (01/04/20)
	10	at TCU (11/18/19)
BLOCKED SHOTS	7	vs Duquesne (11/22/19)
	4	DRAKE (12/21/19)
	4	TEXAS ST. (11/09/19)
TURNOVERS	15	UC RIVERSIDE (12/31/19)
	15	JWU (DENVER) (12/17/19)
	15	vs Indiana St. (11/24/19)
FOULS	26	NEVADA (12/07/19)
	26	vs Indiana St. (11/24/19)

Air Force - GAME LOWS

POINTS	54	at TCU (11/18/19)
	59	at UNLV (01/04/20)
	63	vs Duquesne (11/22/19)
	64	vs Loyola Marymount (11/21/19)
	69	at Army West Point (11/12/19)
FIELD GOALS MADE	18	at UNLV (01/04/20)
	19	vs Loyola Marymount (11/21/19)
FIELD GOAL ATTEMPTS	44	JACKSON ST. (12/01/19)
	46	vs Loyola Marymount (11/21/19)
FIELD GOAL PERCENTAGE	.346 (18-52)	at UNLV (01/04/20)
	.407 (22-54)	vs Duquesne (11/22/19)
3 PT FIELD GOALS MADE	1	IDAHO ST. (11/07/19)
	5	vs Duquesne (11/22/19)
3 PT FG ATTEMPTS	11	IDAHO ST. (11/07/19)
	14	JWU (DENVER) (12/17/19)
3 PT FG PERCENTAGE	.091 (1-11)	IDAHO ST. (11/07/19)
	.261 (6-23)	vs Indiana St. (11/24/19)
FREE THROWS MADE	5	at Wyoming (12/04/19)
	8	at TCU (11/18/19)
FREE THROW ATTEMPTS	11	at TCU (11/18/19)
	11	at Wyoming (12/04/19)
FREE THROW PERCENTAGE	.455 (5-11)	at Wyoming (12/04/19)
	.667 (14-21)	vs Duquesne (11/22/19)
REBOUNDS	18	vs Loyola Marymount (11/21/19)
	22	vs Indiana St. (11/24/19)
ASSISTS	5	IDAHO ST. (11/07/19)
	8	vs Duquesne (11/22/19)
	8	NEVADA (12/07/19)
STEALS	1	vs Loyola Marymount (11/21/19)
	2	TEXAS ST. (11/09/19)
BLOCKED SHOTS	0	vs Loyola Marymount (11/21/19)
	0	vs Duquesne (11/22/19)
	0	vs Indiana St. (11/24/19)
TURNOVERS	7	vs Duquesne (11/22/19)
	7	UC RIVERSIDE (12/31/19)
FOULS	10	at Army West Point (11/12/19)
	11	JACKSON ST. (12/01/19)
	11	JWU (DENVER) (12/17/19)

Opponent - GAME LOWS

POINTS	42	JWU (DENVER) (12/17/19)
	52	JACKSON ST. (12/01/19)
	56	UC RIVERSIDE (12/31/19)
	57	at Army West Point (11/12/19)
	60	UTAH ST. (01/07/20)
FIELD GOALS MADE	15	JWU (DENVER) (12/17/19)
	17	UC RIVERSIDE (12/31/19)
FIELD GOAL ATTEMPTS	46	vs Indiana St. (11/24/19)
	48	vs Loyola Marymount (11/21/19)
FIELD GOAL PERCENTAGE	.259 (15-58)	JWU (DENVER) (12/17/19)
	.321 (17-53)	UC RIVERSIDE (12/31/19)
3 PT FIELD GOALS MADE	3	TEXAS ST. (11/09/19)
	5	at Army West Point (11/12/19)
3 PT FG ATTEMPTS	18	TEXAS ST. (11/09/19)
	18	vs Loyola Marymount (11/21/19)
3 PT FG PERCENTAGE	.167 (3-18)	TEXAS ST. (11/09/19)
	.185 (5-27)	at Army West Point (11/12/19)
FREE THROWS MADE	2	JWU (DENVER) (12/17/19)
	3	JACKSON ST. (12/01/19)
FREE THROW ATTEMPTS	6	JACKSON ST. (12/01/19)
	7	at Wyoming (12/04/19)
FREE THROW PERCENTAGE	.250 (2-8)	JWU (DENVER) (12/17/19)
	.400 (4-10)	at Army West Point (11/12/19)
REBOUNDS	23	JACKSON ST. (12/01/19)
	23	JWU (DENVER) (12/17/19)
ASSISTS	9	TEXAS ST. (11/09/19)
	10	JWU (DENVER) (12/17/19)
STEALS	2	vs Loyola Marymount (11/21/19)
	2	UC RIVERSIDE (12/31/19)
BLOCKED SHOTS	0	JACKSON ST. (12/01/19)
	1	at Army West Point (11/12/19)
	1	vs Loyola Marymount (11/21/19)
	1	at Denver (12/14/19)
	1	JWU (DENVER) (12/17/19)
	1	UTAH ST. (01/07/20)
TURNOVERS	7	TEXAS ST. (11/09/19)
	8	vs Loyola Marymount (11/21/19)
	8	vs Duquesne (11/22/19)
FOULS	13	at TCU (11/18/19)
	13	at Army West Point (11/12/19)

AIR FORCE/OPPONENT INDIVIDUAL HIGHS

Air Force - INDIVIDUAL GAME HIGHS

Points	31	Ryan Swan vs Utah St. (01/07/20)
	25	Ryan Swan vs UC Riverside (12/31/19)
	24	Ryan Swan vs Drake (12/21/19)
	23	Lavelle Scottie vs Nevada (12/07/19)
	22	Caleb Morris vs UC Riverside (12/31/19)
Field Goals Made	11	Ryan Swan vs Utah St. (01/07/20)
	9	Lavelle Scottie vs Duquesne (11/22/19)
Field Goal Att.	17	Lavelle Scottie at Wyoming (12/04/19)
	16	Ryan Swan vs Utah St. (01/07/20)
	16	Ryan Swan at UNLV (01/04/20)
	16	Lavelle Scottie vs Duquesne (11/22/19)
FG Pct (min 5 made)	.875 (7-8)	Caleb Morris vs UC Riverside (12/31/19)
	.833 (5-6)	Mason Taylor at Wyoming (12/04/19)
3-Point FG Made	6	Caleb Morris vs UC Riverside (12/31/19)
	4	Ryan Swan vs Drake (12/21/19)
	4	Carter Murphy vs JWU (Denver) (12/17/19)
	4	AJ Walker at Denver (12/14/19)
	4	AJ Walker vs Nevada (12/07/19)
	4	Caleb Morris at Wyoming (12/04/19)
	4	AJ Walker at Wyoming (12/04/19)
	4	Caleb Morris vs Jackson St. (12/01/19)
	4	Caleb Morris vs Indiana St. (11/24/19)
	4	AJ Walker vs Loyola Marymount (11/21/19)
3-Point FG Att.	9	Ryan Swan at UNLV (01/04/20)
	8	Ryan Swan vs Drake (12/21/19)
	8	AJ Walker vs Nevada (12/07/19)
	8	Caleb Morris at Wyoming (12/04/19)
3-Pt FG Pct (min 2 made)	1.000 (4-4)	Carter Murphy vs JWU (Denver) (12/17/19)
	1.000 (3-3)	Caleb Morris vs JWU (Denver) (12/17/19)
	1.000 (2-2)	Carter Murphy vs UC Riverside (12/31/19)
	1.000 (2-2)	Lavelle Scottie vs Drake (12/21/19)
	1.000 (2-2)	Lavelle Scottie at Denver (12/14/19)
	1.000 (2-2)	Mason Taylor vs Jackson St. (12/01/19)
Free Throws Made	12	Lavelle Scottie vs Nevada (12/07/19)
	9	Ryan Swan vs UC Riverside (12/31/19)
Free Throw Att.	15	Lavelle Scottie vs Nevada (12/07/19)
	11	Ryan Swan vs Utah St. (01/07/20)
FT Pct (min 3 made)	1.000 (9-9)	Ryan Swan vs UC Riverside (12/31/19)
	1.000 (6-6)	Chris Joyce vs Idaho St. (11/07/19)
	1.000 (5-5)	Abe Kinrade vs Idaho St. (11/07/19)
	1.000 (4-4)	Lavelle Scottie vs Drake (12/21/19)
	1.000 (4-4)	Ryan Swan vs Drake (12/21/19)
	1.000 (4-4)	Isaac Monson vs JWU (Denver) (12/17/19)
	1.000 (4-4)	Keaton Van Soelen at Denver (12/14/19)
	1.000 (4-4)	Sid Tomes vs Jackson St. (12/01/19)
	1.000 (4-4)	Caleb Morris vs Jackson St. (12/01/19)
	1.000 (4-4)	Sid Tomes vs Loyola Marymount (11/21/19)
	1.000 (4-4)	Keaton Van Soelen vs Texas St. (11/09/19)
	1.000 (4-4)	Sid Tomes vs Texas St. (11/09/19)
	1.000 (3-3)	Lavelle Scottie at TCU (11/18/19)
	1.000 (3-3)	Sid Tomes vs Idaho St. (11/07/19)
Rebounds	11	Ryan Swan vs Utah St. (01/07/20)
	10	Ryan Swan at Army West Point (11/12/19)
Assists	7	AJ Walker at Wyoming (12/04/19)
	6	Sid Tomes vs Utah St. (01/07/20)
Steals	3	Ryan Swan at Wyoming (12/04/19)
	3	Ryan Swan at Army West Point (11/12/19)
Blocked Shots	3	Keaton Van Soelen vs JWU (Denver) (12/17/19)
	2	Keaton Van Soelen vs Utah St. (01/07/20)
	2	Keaton Van Soelen at Denver (12/14/19)
	2	AJ Walker vs Texas St. (11/09/19)
Turnovers	9	AJ Walker vs Drake (12/21/19)
	6	Lavelle Scottie at TCU (11/18/19)
Fouls	5	Lavelle Scottie vs Indiana St. (11/24/19)
	5	Keaton Van Soelen vs Indiana St. (11/24/19)
	5	Keaton Van Soelen vs Idaho St. (11/07/19)
	5	AJ Walker vs Idaho St. (11/07/19)
Minutes	38	Sid Tomes vs Idaho St. (11/07/19)
	37	AJ Walker at Wyoming (12/04/19)
	37	Chris Joyce vs Indiana St. (11/24/19)
	37	Chris Joyce vs Idaho St. (11/07/19)
	36	AJ Walker vs Utah St. (01/07/20)
	36	AJ Walker at UNLV (01/04/20)
	36	Lavelle Scottie at UNLV (01/04/20)
	36	Caleb Morris at Wyoming (12/04/19)
	36	AJ Walker vs Duquesne (11/22/19)
	36	Lavelle Scottie vs Idaho St. (11/07/19)

OPPONENT INDIVIDUAL GAME HIGHS

Points	41	Tarik Cool vs Idaho St. (11/07/19)
	31	Jalen Harris vs Nevada (12/07/19)
	26	Ade Murkey at Denver (12/14/19)
	26	Tyreke Key vs Indiana St. (11/24/19)
	23	Jase Townsend at Denver (12/14/19)
Field Goals Made	11	Jalen Harris vs Nevada (12/07/19)
	11	Tarik Cool vs Idaho St. (11/07/19)
Field Goal Att.	20	Miles Daniels vs Jackson St. (12/01/19)
	17	Ade Murkey at Denver (12/14/19)
	17	Jalen Harris vs Nevada (12/07/19)
	17	Tyreke Key vs Indiana St. (11/24/19)
	17	Tarik Cool vs Idaho St. (11/07/19)
FG Pct (min 5 made)	.778 (7-9)	Roman Penn vs Drake (12/21/19)
	.778 (7-9)	Parker Dortch vs Loyola Marymount (11/21/19)
3-Point FG Made	6	Jase Townsend at Denver (12/14/19)
	5	Brock Miller vs Utah St. (01/07/20)
	5	HENDRICKS, Jake at Wyoming (12/04/19)
	5	Miles Daniels vs Jackson St. (12/01/19)
3-Point FG Att.	14	Miles Daniels vs Jackson St. (12/01/19)
	9	Brock Miller vs Utah St. (01/07/20)
	9	Jonah Antonio at UNLV (01/04/20)
	9	Jonah Jackson vs Drake (12/21/19)
	9	Tucker Blackwell at Army West Point (11/12/19)
	9	Lonnie Grayson at Army West Point (11/12/19)
3-Pt FG Pct (min 2 made)	1.000 (3-3)	Roman Penn vs Drake (12/21/19)
	1.000 (3-3)	Kane Milling vs Nevada (12/07/19)
	1.000 (2-2)	Jonas James vs Jackson St. (12/01/19)
	1.000 (2-2)	Jaire Grayer at TCU (11/18/19)
Free Throws Made	15	Tarik Cool vs Idaho St. (11/07/19)
	7	Amauri Hardy at UNLV (01/04/20)
	7	Jazz Johnson vs Nevada (12/07/19)
Free Throw Att.	15	Tarik Cool vs Idaho St. (11/07/19)
	8	Amauri Hardy at UNLV (01/04/20)
	8	Jazz Johnson vs Nevada (12/07/19)
	8	Alonzo Sule vs Texas St. (11/09/19)
FT Pct (min 3 made)	1.000 (15-15)	Tarik Cool vs Idaho St. (11/07/19)
	1.000 (6-6)	Jalen Harris vs Nevada (12/07/19)
	1.000 (6-6)	Tyreke Key vs Indiana St. (11/24/19)
	1.000 (5-5)	Roman Penn vs Drake (12/21/19)
	1.000 (4-4)	Liam Robbins vs Drake (12/21/19)
Rebounds	13	Matt Wilson at Army West Point (11/12/19)
	11	Kevin Samuel at TCU (11/18/19)
Assists	9	Roman Penn vs Drake (12/21/19)
	9	MALDONADO, Hunter at Wyoming (12/04/19)
	9	Eli Scott vs Loyola Marymount (11/21/19)
Steals	3	Jonah Antonio at UNLV (01/04/20)
	3	RJ Nembhard at TCU (11/18/19)
	3	Alex King at Army West Point (11/12/19)
Blocked Shots	5	Michael Hughes vs Duquesne (11/22/19)
	4	Liam Robbins vs Drake (12/21/19)
Turnovers	5	Jonas James vs Jackson St. (12/01/19)
	4	Bryce Hamilton at UNLV (01/04/20)
	4	Noah Thomas vs Drake (12/21/19)
	4	Alex King at Army West Point (11/12/19)
	4	Tommy Funk at Army West Point (11/12/19)
	4	Nijal Pearson vs Texas St. (11/09/19)
Fouls	5	Mason Beauman vs JWU (Denver) (12/17/19)
	5	K.J. Hymes vs Nevada (12/07/19)
	5	BANKS, AJ at Wyoming (12/04/19)
	5	Tristan Jarrett vs Jackson St. (12/01/19)
	5	Jake LaRavia vs Indiana St. (11/24/19)
	5	Parker Dortch vs Loyola Marymount (11/21/19)
	5	Chidi Udengwu vs Idaho St. (11/07/19)
	5	Malik Porter vs Idaho St. (11/07/19)

2019-20 BOX SCORES

Official Basketball Box Score -- Game Totals -- Final Statistics Idaho St. vs Air Force 11/07/19 7:00 pm at

Idaho St. 89 • 1-1,0-0 Big Sky

#	Player	Total		3-Ptr		Rebounds		PF	TP	A	T	Bk	Stl	Min
		FG	FGA	FT	FTA	Off	Def							
03	Malik Porter	1-1	0-0	0-1	2-0	2	5	2	0	0	1	0	21	
05	Chier Maker	8-14	4-8	1-1	3-5	8	3	21	3	2	1	2	33	
15	Coreyoun Rushin	2-6	0-0	0-0	1-5	6	4	4	2	1	0	2	32	
02	Tank Cool	11-17	4-8	15-15	1-4	5	4	41	3	1	0	1	27	
21	Jared Stutzman	3-10	2-8	3-4	0-2	2	1	11	2	0	0	0	34	
01	Austin Smellie	2-4	1-2	0-0	1-2	3	1	5	2	0	1	1	21	
04	Chidi Udengwu	0-0	0-0	0-0	1-1	5	2	0	0	3	0	1	14	
10	Lyle Sutton	0-0	0-0	0-0	0-0	0	0	0	0	0	0	0	10	
12	Nico Aguirre	1-4	1-3	0-0	0-0	0	0	3	1	3	0	0	14	
22	Jaxon Edelmayer	0-0	0-0	0-0	0-0	0	0	0	0	0	0	0	4	
Team		4-15		1-5		1								
Totals		28-56	12-29	21-25	12-20	32	23	89	13	12	2	7	200	

FG % 1st Half: 15-30 50.0% 2nd half: 13-26 50.0% Game: 28-56 50.0%
3FG % 1st Half: 8-17 47.1% 2nd half: 4-12 33.3% Game: 12-29 41.4%
FT % 1st Half: 4-4 100.0% 2nd half: 17-21 81.0% Game: 21-25 84.0%

Air Force 79 • 0-1,0-0 Mountain

#	Player	Total		3-Ptr		Rebounds		PF	TP	A	T	Bk	Stl	Min
		FG	FGA	FT	FTA	Off	Def							
12	Lavelle Scottie	4-12	0-4	5-7	2-6	8	1	13	3	1	1	2	36	
34	Ryan Swan	6-8	0-0	2-2	1-2	3	4	14	1	3	0	0	28	
03	Sid Tomes	2-6	0-0	3-3	1-2	3	3	7	0	1	1	0	38	
05	Chris Joyce	4-8	0-4	6-6	2-5	7	2	14	0	4	0	0	37	
10	AJ Walker	7-11	1-2	2-2	0-1	1	5	17	1	2	0	1	29	
13	LeSean Brown	1-1	0-0	0-0	0-0	2	1	2	0	1	0	0	10	
15	Abe Kinrade	1-1	0-0	5-5	0-1	1	2	7	0	0	1	2	8	
20	Isaac Monson	0-1	0-0	0-1	0-1	0	1	0	0	0	0	0	3	
44	Keaton Van Soelen	2-4	0-1	1-2	1-1	2	5	0	1	0	0	0	11	
Team		1-2		0-0		0								
Totals		27-52	1-11	24-27	7-19	26	24	79	5	13	3	5	200	

FG % 1st Half: 12-29 41.4% 2nd half: 15-23 65.2% Game: 27-52 51.9%
3FG % 1st Half: 0-6 0.0% 2nd half: 1-5 20.0% Game: 1-11 9.1%
FT % 1st Half: 7-7 100.0% 2nd half: 17-20 85.0% Game: 24-27 88.9%

Officials: John Gaffney, Eric Curry, David Hall
Technical fouls: Idaho St.-None, Air Force-None.
Attendance: 1633
2019-20 Men's Basketball, Round: 0, Air Force vs Idaho St., Played at Clune Ar

Score by periods	1st	2nd	Total
Idaho St.	42	47	89
Air Force	31	48	79

Last FG - ISU 2nd-01:28, USAFA 2nd-01:44.
Largest lead - ISU by 11:18:00:07, USAFA by 4 2nd-09:40.
ISU led for 30:38, USAFA led for 05:20. Game was tied for 04:02.

Score by periods	1st	2nd	Total
Idaho St.	42	47	89
Air Force	31	48	79

Score tied - 5 times.
Lead changed - 4 times.

Official Basketball Box Score -- Game Totals -- Final Statistics Texas St. vs Air Force 11/09/19 2:00 pm at

Texas St. 71 • 1-1,0-0 Sun Belt

#	Player	Total		3-Ptr		Rebounds		PF	TP	A	T	Bk	Stl	Min
		FG	FGA	FT	FTA	Off	Def							
01	Isiah Small	4-6	0-1	0-0	1-4	5	4	8	0	0	1	1	20	
45	Eric Terry	2-6	0-0	3-5	0-3	3	7	2	0	2	0	0	28	
00	Deshawn Davidson	0-2	0-0	0-0	2-2	1	0	1	0	1	0	0	11	
12	Mason Harrell	6-10	2-4	1-2	1-2	3	15	1	1	0	0	0	30	
22	Nijal Pearson	6-16	1-6	1-2	1-3	4	14	1	4	1	1	1	31	
04	Shelby Adams	0-0	0-0	0-0	0-1	3	0	0	0	0	0	0	9	
05	Marlin Davis	5-11	0-2	1-2	1-2	3	11	4	0	0	0	2	29	
10	Drew Tennill	1-3	0-1	0-0	1-2	3	2	2	0	0	0	0	10	
14	Quentin Scott	3-6	0-2	1-1	2-2	4	0	7	0	0	0	1	20	
25	Alenzo Sule	2-4	0-0	3-8	1-1	2	3	7	0	0	0	0	12	
Team		2-4		0-0		2								
Totals		29-64	3-18	10-20	10-23	34	71	9	7	4	5	200		

FG % 1st Half: 11-30 36.7% 2nd half: 18-34 52.9% Game: 29-64 45.3%
3FG % 1st Half: 2-11 18.2% 2nd half: 1-7 14.3% Game: 3-18 16.7%
FT % 1st Half: 6-9 66.7% 2nd half: 4-11 36.4% Game: 10-20 50.0%

Air Force 78 • 1-1,0-0 Mountain

#	Player	Total		3-Ptr		Rebounds		PF	TP	A	T	Bk	Stl	Min
		FG	FGA	FT	FTA	Off	Def							
12	Lavelle Scottie	5-14	2-5	3-4	0-8	8	3	15	3	1	0	0	34	
34	Ryan Swan	3-6	2-3	1-3	2-2	4	4	9	2	0	1	0	26	
03	Sid Tomes	6-8	3-5	4-4	0-5	2	19	4	2	1	1	0	33	
05	Chris Joyce	3-8	2-5	3-6	2-4	6	13	11	2	2	0	0	28	
10	AJ Walker	2-6	2-4	6-8	0-4	3	12	1	3	2	0	0	30	
00	Caleb Morris	1-2	0-1	0-0	0-0	0	2	0	0	1	0	1	11	
13	LeSean Brown	0-0	0-0	1-2	0-1	1	1	1	0	2	1	0	10	
15	Abe Kinrade	0-0	0-0	0-0	0-0	0	3	0	1	0	0	0	4	
20	Isaac Monson	0-0	0-0	0-0	1-1	1	0	0	0	0	0	0	5	
44	Keaton Van Soelen	2-4	1-3	4-4	2-4	6	1	9	3	1	0	0	19	
Team		1-2		0-0		1								
Totals		22-48	12-26	22-31	8-30	38	21	78	16	12	5	2	200	

FG % 1st Half: 10-24 41.7% 2nd half: 12-24 50.0% Game: 22-48 45.8%
3FG % 1st Half: 5-13 38.5% 2nd half: 7-13 53.8% Game: 12-26 46.2%
FT % 1st Half: 10-17 58.8% 2nd half: 12-14 85.7% Game: 22-31 71.0%

Officials: Jim Schipper, Brad Fowler, Brad Ferrie
Technical fouls: Texas St.-None, Air Force-Lavelle Scottie.
Attendance: 1526
2019-20 Men's Basketball, Round: 0, Air Force vs Texas St., Played at Clune Ar

Score by periods	1st	2nd	Total
Texas St.	30	41	71
Air Force	35	43	78

Last FG - TXST 2nd-00:04, USAFA 2nd-00:26.
Largest lead - TXST by 4 1st-18:50, USAFA by 14 2nd-16:41.
TXST led for 03:58, USAFA led for 35:23. Game was tied for 00:39.

Score by periods	1st	2nd	Total
Texas St.	30	41	71
Air Force	35	43	78

Score tied - 0 times.
Lead changed - 1 time.

Official Basketball Box Score -- Game Totals -- Final Statistics Air Force vs Army West Point 11/12/19 7:00 pm at

Air Force 69 • 2-1,0-0 Mountain

#	Player	Total		3-Ptr		Rebounds		PF	TP	A	T	Bk	Stl	Min
		FG	FGA	FT	FTA	Off	Def							
12	Lavelle Scottie	7-13	1-3	2-3	1-6	7	0	17	0	2	0	2	33	
34	Ryan Swan	4-8	0-1	2-4	2-8	10	0	10	4	1	0	3	29	
03	Sid Tomes	3-7	2-5	2-2	0-4	2	10	3	4	1	0	1	33	
05	Chris Joyce	3-5	3-5	0-0	0-4	4	1	9	1	9	1	0	21	
10	AJ Walker	1-7	0-2	5-6	0-6	6	3	7	4	2	1	0	30	
00	Caleb Morris	3-9	2-5	2-2	1-3	4	1	10	1	1	0	2	24	
13	LeSean Brown	0-1	0-0	0-0	0-0	1	0	1	1	0	0	0	9	
15	Abe Kinrade	0-1	0-1	0-0	0-0	0	0	2	0	0	0	0	3	
24	Mason Taylor	0-0	0-0	0-0	0-0	0	0	0	0	0	0	0	0	
44	Keaton Van Soelen	2-5	1-3	1-1	0-1	1	1	6	2	0	1	1	17	
Team		0-4		0-0		4								
Totals		23-56	9-25	14-18	4-36	40	10	69	16	14	3	10	200	

FG % 1st Half: 11-30 36.7% 2nd half: 12-26 46.2% Game: 23-56 41.1%
3FG % 1st Half: 2-10 20.0% 2nd half: 7-15 46.7% Game: 9-25 36.0%
FT % 1st Half: 5-6 83.3% 2nd half: 9-12 75.0% Game: 14-18 77.8%

Army West Point 57 • 1-2,0-0 Patriot

#	Player	Total		3-Ptr		Rebounds		PF	TP	A	T	Bk	Stl	Min
		FG	FGA	FT	FTA	Off	Def							
35	Alex King	0-5	0-3	1-2	0-3	3	3	3	1	3	4	0	3	30
14	Matt Wilson	6-10	0-0	0-3	3-10	13	1	12	0	2	0	1	32	
03	Tommy Funk	2-6	0-2	1-2	0-5	5	2	5	8	4	0	1	38	
10	Tucker Blackwell	9-14	4-9	0-0	0-4	4	3	22	1	1	0	1	32	
13	Lionie Grayson	3-12	0-9	0-1	0-2	3	6	2	1	0	1	0	33	
00	Josh Caldwell	1-3	0-0	2-2	0-1	1	1	4	1	1	0	0	14	
04	Chris Mann	2-4	0-1	0-0	0-0	0	1	4	0	0	0	0	10	
25	Jordan Coleman	0-0	0-0	0-0	0-2	0	0	0	0	1	1	0	2	
30	Ben Kinker	1-3	1-2	0-0	0-1	1	4	3	0	0	0	0	7	
32	John Scully	0-1	0-1	0-0	0-0	0	0	0	0	0	0	0	2	
Team		0-4		0-0		4								
Totals		24-58	5-27	4-10	3-32	35	18	57	15	14	1	7	200	

2019-20 BOX SCORES

Official Basketball Box Score -- Game Totals -- Final Statistics Air Force vs Indiana St. 11/24/19 2:00 pm at

Air Force 74 • 2-5,0-0 Mountain

#	Player	Total		3-Ptr		Rebounds		PF	TP	A	To	Bk	Stl	Min	
		FG	FGA	FG	FGA	FT	FTA								Off
12	Lavelle Scottie	1	2-10	0-2	2-5	0	3	3	5	6	0	3	0	1	23
34	Ryan Swan	c	7-10	1-3	2-3	1	2	3	3	17	1	1	0	0	22
01	Sid Tomes	g	0-2	0-2	0-0	0	0	0	2	3	1	0	0	0	21
09	Chris Joyce	g	4-9	0-5	3-4	1	3	4	3	11	2	1	0	1	37
10	AJ Walker	g	3-10	1-4	4-5	3	2	5	0	11	4	0	0	1	34
00	Caleb Morris	g	5-9	4-7	4-5	0	2	2	2	18	0	0	1	1	24
13	LeSean Brown	g	0-1	0-0	0-0	0	0	0	0	0	0	0	0	1	5
15	Abe Kinrade	g	2-3	0-0	0-0	1	3	4	0	4	0	0	1	2	17
24	Mason Taylor	g	1-1	0-0	2-2	0	0	2	4	0	0	0	0	0	3
44	Keaton Van Soelen	g	1-1	0-0	1-2	1	0	1	5	3	0	1	0	0	14
	Team					0	0	0							
	Totals		25-56	6-23	18-26	7	15	22	22	74	10	9	0	7	200

FG % 1st Half: 12-28 42.9% 2nd half: 13-28 46.4% Game: 25-56 44.6%
3FG % 1st Half: 2-9 22.2% 2nd half: 4-14 28.6% Game: 6-23 26.1%
FT % 1st Half: 5-8 62.5% 2nd half: 13-18 72.2% Game: 18-26 69.2%

Indiana St. 84 • 2-0,4-0 MVC

#	Player	Total		3-Ptr		Rebounds		PF	TP	A	To	Bk	Stl	Min	
		FG	FGA	FG	FGA	FT	FTA								Off
01	Tre Williams	c	4-6	0-0	1-4	0	5	5	2	9	1	3	3	1	29
02	Jordan Barnes	g	4-5	4-5	1-2	0	0	0	4	13	5	2	0	2	30
04	Cooper Neese	g	4-6	3-5	6-6	0	8	8	4	16	1	2	0	0	25
11	Tyreke Key	g	8-17	4-8	6-6	0	6	6	1	26	3	2	0	0	33
35	Jake LaRavia	g	0-2	0-2	2-2	0	0	0	5	2	2	2	0	0	16
03	Cameron Bacote	g	3-6	3-5	0-0	1	1	2	0	9	2	2	0	0	21
05	Bronson Kessinger	g	0-0	0-0	0-0	1	1	2	0	0	0	0	0	0	3
10	Christian Williams	g	2-3	1-1	2-2	1	1	2	2	7	2	2	0	0	20
12	Tyeshon Martin	g	0-0	0-0	0-0	0	0	0	0	0	0	0	0	0	0+
20	Cobie Barnes	g	0-0	0-0	0-0	2	2	1	0	0	0	0	0	0	10
23	De'Avion Washington	g	0-0	0-0	0-0	1	1	3	0	0	0	0	0	1	6
34	Christopher Agbo	g	1-1	0-0	0-0	0	0	0	2	2	0	0	0	0	7
	Team					0	1	1							
	Totals		26-46	15-26	17-22	2	26	28	26	84	16	15	3	4	200

FG % 1st Half: 13-26 50.0% 2nd half: 13-20 65.0% Game: 26-46 56.5%
3FG % 1st Half: 8-15 53.3% 2nd half: 7-11 63.6% Game: 15-26 57.7%
FT % 1st Half: 4-6 66.7% 2nd half: 13-16 81.3% Game: 17-22 77.3%

Officials: Ryan McDaniel, Brad Gaston, Winston Sth
Technical fouls: Air Force-None. Indiana St.-Tyreke Key.
Attendance: 150
2019-20 Men's Basketball. Round: 0. Air Force vs Indiana St.. Played at .

Score by periods	1st	2nd	Total
Air Force	31	43	74
Indiana St.	38	46	84

	In	Off	2nd	Fast	Bench
Points	34	27	9	8	29
USAFA	18	17	2	8	18
IS	16	10	2	0	18

Last FG - USAFA 2nd-00:20, IS 2nd-01:52.
Largest lead - USAFA by 1:16-03:15, IS by 25-2nd-13:25.
USAFA led for 01:23, IS led for 38-45. Game was tied for 01:52.

Score tied - 2 times.
Lead changed - 2 times.

Official Basketball Box Score -- Game Totals -- Final Statistics Jackson St. vs Air Force 12/01/19 12:00 pm at

Jackson St. 52 • 1-7,0-0 SWAC

#	Player	Total		3-Ptr		Rebounds		PF	TP	A	To	Bk	Stl	Min	
		FG	FGA	FG	FGA	FT	FTA								Off
11	Jayvouse McKinnis	f	4-7	0-0	2-3	2	7	9	1	10	0	0	0	0	33
00	Venjie Wallis	g	0-3	0-0	0-0	2	2	4	1	0	1	2	0	2	24
05	Dontellus Ross	g	0-2	0-2	0-0	0	1	1	0	0	1	1	0	0	21
04	Tristan Jarrett	*	4-9	1-5	1-1	0	1	1	5	10	3	0	1	14	
10	Canan McClelland	*	1-5	1-5	0-0	0	1	1	3	1	0	0	2	21	
03	Jonas James	g	3-6	2-2	0-0	1	0	1	4	8	4	5	0	23	
12	Darrian Wilson	g	0-3	0-3	0-0	0	1	2	0	0	0	0	0	12	
13	Miles Daniels	g	7-20	5-14	0-2	0	1	1	19	2	0	0	0	27	
21	Lemmie Howard	g	1-2	0-1	0-0	0	0	0	1	2	0	0	0	12	
20	Kevin Wesley	g	0-0	0-0	0-0	0	0	0	1	0	0	0	0	3	
30	Khali Spencer	g	0-1	0-0	0-0	0	0	0	2	0	1	0	2	8	
33	Shi Everett	g	0-0	0-0	0-0	0	1	1	0	0	0	0	0	2	
	Team					1	2	3							
	Totals		20-58	9-32	3-6	6	17	23	19	52	12	13	0	9	200

FG % 1st Half: 9-28 32.1% 2nd half: 11-30 36.7% Game: 20-58 34.5%
3FG % 1st Half: 2-13 15.4% 2nd half: 7-19 36.8% Game: 9-32 28.1%
FT % 1st Half: 0-2 0.0% 2nd half: 3-4 75.0% Game: 3-6 50.0%

Air Force 76 • 3-5,0-0 Mountain

#	Player	Total		3-Ptr		Rebounds		PF	TP	A	To	Bk	Stl	Min	
		FG	FGA	FG	FGA	FT	FTA								Off
12	Lavelle Scottie	f	5-9	0-2	2-4	0	6	6	1	12	3	1	1	2	30
34	Ryan Swan	c	2-3	1-1	2-2	0	4	4	2	7	1	2	0	0	19
00	Caleb Morris	g	4-5	4-5	4-4	0	6	6	1	16	1	1	0	1	30
10	AJ Walker	g	1-6	0-3	0-0	0	3	3	1	2	3	2	0	1	23
44	Keaton Van Soelen	g	2-5	1-2	0-0	0	4	4	1	5	3	3	0	1	29
01	Salomon Pierre-Louis	g	0-0	0-0	0-0	0	0	0	0	0	0	0	0	0	3
03	Sid Tomes	g	2-4	0-2	4-4	0	3	3	2	8	0	0	0	0	22
04	Carter Murphy	g	0-0	0-0	0-0	0	0	0	0	0	0	0	0	0	3
15	Abe Kinrade	g	4-4	1-1	0-0	2	2	2	1	9	0	1	0	0	14
20	Isaac Monson	g	0-0	0-0	0-0	0	1	1	0	1	2	0	0	0	6
22	Nik Jackson	g	1-2	0-0	1-2	1	2	3	0	0	0	0	1	3	
24	Mason Taylor	g	4-4	2-2	0-2	1	2	2	1	12	1	5	0	0	15
30	Camden Vander Zwaag	g	1-2	0-1	0-0	0	0	0	0	2	0	0	0	0	3
	Team					0	3	3							
	Totals		26-44	9-19	15-18	3	33	36	11	76	17	17	1	6	200

FG % 1st Half: 13-21 61.9% 2nd half: 13-23 56.5% Game: 26-44 59.1%
3FG % 1st Half: 6-12 50.0% 2nd half: 3-7 42.9% Game: 9-19 47.4%
FT % 1st Half: 7-8 87.5% 2nd half: 8-10 80.0% Game: 15-18 83.3%

Officials: Mike O'Neill, Jim Schipper, David Hall
Technical fouls: Jackson St.-None. Air Force-None.
Attendance: 1438
2019-20 Men's Basketball. Round: 0. Air Force vs Jackson St.. Played at Clune

Score by periods	1st	2nd	Total
Jackson St.	20	32	52
Air Force	39	37	76

	In	Off	2nd	Fast	Bench
Points	18	16	6	3	29
USAFA	24	9	16	13	3
JSU	18	16	6	3	29
USAFA	28	12	2	6	34

Last FG - JSU 2nd-00:59, USAFA 2nd-01:12.
Largest lead - JSU None, USAFA by 27-14:55.
USAFA led for 00:00, USAFA led for 36-41. Game was tied for 01:08.

Score tied - 1 time.
Lead changed - 0 times.

Official Basketball Box Score -- Game Totals -- Final Statistics Air Force vs Wyoming 12/04/19 7:05 pm at Laramie, Wyo. (Arena-Auditorium)

Air Force 86 • 4-5, 1-0 MW

#	Player	Total		3-Ptr		Rebounds		PF	TP	A	To	Bk	Stl	Min	
		FG	FGA	FG	FGA	FT	FTA								Off
12	Lavelle Scottie	f	8-17	3-4	0-0	1	5	6	1	19	2	3	0	1	33
34	Ryan Swan	c	6-10	3-6	2-2	1	3	2	17	5	4	1	3	31	
00	Caleb Morris	g	4-9	4-8	3-5	2	4	3	15	1	1	0	2	36	
10	AJ Walker	g	8-11	4-5	0-3	0	7	7	2	20	7	0	0	1	37
44	Keaton Van Soelen	g	0-3	0-1	0-0	0	2	2	4	1	0	0	0	0	12
03	Sid Tomes	g	0-1	0-1	0-0	0	1	1	0	0	2	0	0	0	22
15	Abe Kinrade	g	1-3	0-0	0-0	1	2	1	2	1	1	0	0	0	9
24	Mason Taylor	g	5-6	3-4	0-1	0	2	2	13	3	1	0	0	0	20
	Team					2	1	3							
	Totals		32-60	17-30	5-11	9	24	33	12	86	21	10	1	7	200

FG % 1st Half: 14-29 48.3% 2nd half: 18-31 58.1% Game: 32-60 53.3%
3FG % 1st Half: 7-11 63.6% 2nd half: 10-19 52.6% Game: 17-30 56.7%
FT % 1st Half: 3-7 42.9% 2nd half: 2-4 50.0% Game: 5-11 45.5%

Wyoming 77 • 3-6, 0-1 MW

#	Player	Total		3-Ptr		Rebounds		PF	TP	A	To	Bk	Stl	Min	
		FG	FGA	FG	FGA	FT	FTA								Off
10	THOMPSON, Hunter	f	6-8	4-6	1-2	1	6	7	3	17	0	3	2	1	32
11	TAYLOR, TJ	f	4-8	1-3	1-1	1	2	3	0	10	2	1	1	0	26
00	HENDRICKS, Jake	g	6-10	5-7	0-0	0	2	2	4	17	1	3	0	0	25
02	BANKS, AJ	g	2-3	1-2	0-0	0	1	1	2	5	5	3	1	0	38
24	MALDONADO, Hunter	g	7-16	1-7	3-4	0	8	8	2	18	9	3	0	2	34
12	MILTON, Greg	g	0-2	0-1	0-0	0	1	1	0	0	0	0	0	0	12
13	PORTER, Brandon	g	0-2	0-2	0-0	0	0	0	0	0	0	0	0	1	4
14	MUELLER, Austin	g	1-2	0-0	0-0	1	1	2	2</						

2019-20 BOX SCORES

Official Basketball Box Score -- Game Totals -- Final Statistics Drake vs Air Force 12/21/19 12:00 pm at

13

Drake 85 • 10-3,0-0 MVC

#	Player	Total		3-Ptr		Rebounds		PF	TP	A	TO	Blk	Stl	Min	
		FG	FGA	FG	FGA	FT	FTA								Off
21	Liam Robbins	6	14	0	3	4	5	0	5	4	16	0	4	1	28
00	D.J. Wilkins	4	9	3	6	0	2	3	3	1	11	2	2	0	32
04	Anthony Murphy	3	5	0	1	1	1	0	4	3	7	2	2	0	25
12	Roman Penn	7	9	3	3	5	5	1	4	5	22	9	2	0	28
20	Jonah Jackson	4	9	0	0	1	1	1	1	1	12	2	0	0	28
03	Garrett Sturtz	0	3	0	1	0	3	6	3	0	2	1	0	0	15
11	Antonio Filipovic	2	3	1	2	0	2	0	2	3	5	2	0	0	12
14	Noah Thomas	4	5	2	3	0	2	0	0	10	1	4	0	2	27
23	Joseph Yesufu	1	2	0	0	0	0	0	0	2	0	0	0	1	5
	Team			2	4						2				7
	Totals	31	59	13	28	10	14	13	17	30	19	85	20	13	4

FG % 1st Half: 17-33 51.5% 2nd half: 14-26 53.8% Game: 21-59 52.5%
 3FG % 1st Half: 8-17 47.1% 2nd half: 5-11 45.5% Game: 13-28 46.4%
 FT % 1st Half: 2-2 100.0% 2nd half: 0-0 0.0% Game: 10-14 71.4%

Air Force 80 • 6-7,1-1 Mountain

#	Player	Total		3-Ptr		Rebounds		PF	TP	A	TO	Blk	Stl	Min	
		FG	FGA	FG	FGA	FT	FTA								Off
12	Lavelle Scottie	5	9	2	4	1	3	4	0	16	2	3	1	0	35
34	Ryan Swan	8	15	4	8	2	1	3	3	24	0	0	1	1	30
00	Caleb Morris	3	5	2	3	1	2	4	4	3	9	4	0	2	29
10	AJ Walker	4	7	1	2	0	2	2	4	9	4	9	0	1	33
44	Keaton Van Soelen	0	1	0	1	0	0	4	3	0	1	1	1	0	21
03	Sid Tomes	1	3	0	0	0	2	2	4	0	2	0	0	0	9
05	Chris Joyce	1	2	0	1	0	0	1	1	0	2	2	0	0	17
13	LeSean Brown	0	0	0	0	0	0	0	0	1	0	2	0	0	7
15	Abe Kinrade	3	5	3	5	0	0	0	0	3	13	0	0	0	8
20	Isaac Monson	0	0	0	0	0	0	0	0	0	0	0	0	0	1
24	Mason Taylor	2	2	1	1	0	0	0	0	5	0	0	0	0	10
	Team			1	0	1	0	1							1
	Totals	27	49	13	23	13	15	6	17	23	17	80	15	15	3

FG % 1st Half: 12-27 44.4% 2nd half: 15-22 68.2% Game: 27-49 55.1%
 3FG % 1st Half: 5-11 45.5% 2nd half: 8-13 66.7% Game: 13-23 56.5%
 FT % 1st Half: 5-6 83.3% 2nd half: 8-9 88.9% Game: 13-15 86.7%

Officials: Rob Kruger, Eric Anderson, Wilson Holland
 Technical fouls: Drake-None, Air Force-None.
 Attendance: 1791
 2019-20 Men's Basketball, Round: 0, Air Force vs Drake, Played at Clune Arena.

Score by periods	1st		2nd		Total
	1st	2nd	1st	2nd	
Drake	44	41	85		
Air Force	34	46	80		

Last FG - Drake 2nd-00:42, USAFA 2nd-00:13.
 Largest lead - Drake by 16 1st-02:16, USAFA by 3 2nd-12:37.
 Drake led for 37:02, USAFA led for 01:28. Game was tied for 01:30.

Official Basketball Box Score -- Game Totals -- Final Statistics UC Riverside vs Air Force 12/31/19 2:00 pm at

14

UC Riverside 56 • 9-6,0-0 Big West

#	Player	Total		3-Ptr		Rebounds		PF	TP	A	TO	Blk	Stl	Min	
		FG	FGA	FG	FGA	FT	FTA								Off
01	Arize Chidom	0	4	0	2	1	4	2	3	5	2	1	2	3	0
25	Callum McRae	2	4	0	0	3	4	2	5	2	7	1	2	1	20
13	Khy Kabbellis	1	3	1	2	0	0	1	2	3	0	2	0	0	17
22	Dominick Pickett	1	3	1	3	0	0	0	2	3	0	1	0	0	19
35	George Willomb III	3	9	2	3	0	0	1	3	4	2	8	0	1	20
00	Dragan Ekaz	1	3	1	3	0	0	1	3	0	0	0	0	0	8
03	DJ McDonald	1	5	1	5	0	0	1	3	0	1	0	1	1	10
04	Daniel Mading	1	2	1	2	1	2	0	0	0	4	0	0	0	7
05	Zyon Pullin	2	7	1	4	1	2	0	1	1	6	2	2	0	25
11	Zac Watson	0	1	0	1	0	1	3	1	3	1	0	0	0	11
15	Dikembe Martin	2	7	2	7	0	0	2	2	6	1	1	1	0	21
23	Angus McWilliam	2	4	1	3	4	2	0	2	0	8	0	2	0	21
24	Jaylen Cross	1	1	1	1	0	0	0	0	3	0	0	0	0	2
	Team			2	3	5									1
	Totals	17	53	12	33	10	18	11	17	28	19	56	11	15	2

FG % 1st Half: 9-26 34.6% 2nd half: 8-27 29.6% Game: 17-53 32.1%
 3FG % 1st Half: 5-12 41.7% 2nd half: 7-21 33.3% Game: 12-33 36.4%
 FT % 1st Half: 6-8 75.0% 2nd half: 4-10 40.0% Game: 10-18 55.6%

Air Force 105 • 7-7,1-1 Mountain

#	Player	Total		3-Ptr		Rebounds		PF	TP	A	TO	Blk	Stl	Min	
		FG	FGA	FG	FGA	FT	FTA								Off
12	Lavelle Scottie	5	8	1	3	1	1	2	12	0	0	0	0	2	15
34	Ryan Swan	7	11	2	4	9	3	1	4	2	25	3	0	0	22
00	Caleb Morris	7	8	6	7	2	2	0	5	0	22	1	0	0	23
05	Chris Joyce	2	5	0	1	1	0	2	2	5	2	1	0	0	23
10	AJ Walker	2	3	1	2	2	3	2	7	4	1	0	0	0	21
01	Solomon Pierre-Louis	1	1	0	0	0	0	0	0	2	0	0	0	0	4
03	Sid Tomes	1	3	0	1	2	2	0	2	3	2	1	0	0	10
04	Carter Murphy	2	2	2	2	0	0	0	0	8	1	0	0	1	7
11	Ameka Akaya	1	1	0	1	2	0	0	0	0	2	0	0	0	12
13	LeSean Brown	1	3	1	1	2	2	1	1	5	1	0	0	0	7
20	Isaac Monson	1	2	1	2	0	0	3	2	3	0	1	0	0	9
22	Nick Jackson	2	2	1	1	2	0	1	1	0	6	1	0	0	17
24	Mason Taylor	1	3	0	1	0	0	1	0	2	1	1	0	0	17
30	Camden Vander Zwaag	0	0	0	0	1	2	3	0	1	0	0	0	0	7
44	Keaton Van Soelen	1	4	0	0	1	3	4	2	0	1	0	0	0	16
	Team			1	2	3									1
	Totals	34	56	15	23	22	25	6	27	33	12	105	19	7	9

FG % 1st Half: 16-29 55.2% 2nd half: 18-27 66.7% Game: 34-56 60.7%
 3FG % 1st Half: 8-13 61.5% 2nd half: 7-10 70.0% Game: 15-23 65.2%
 FT % 1st Half: 12-12 100.0% 2nd half: 10-13 76.9% Game: 22-25 88.0%

Officials: Kipp Kissinger, John Higgins, Eric Curry
 Technical fouls: UC Riverside-None, Air Force-None.
 Attendance: 1356
 2019-20 Men's Basketball, Round: 0, Air Force vs UC Riverside, Played at Clune

Score by periods	1st		2nd		Total
	1st	2nd	1st	2nd	
UC Riverside	29	27	56		
Air Force	52	53	105		

Last FG - UC Riverside 2nd-00:33, USAFA 2nd-01:06.
 Largest lead - UC Riverside by 53 2nd-00:46.
 Score tied - 0 times.
 Lead changed - 0 times.

Official Basketball Box Score -- Game Totals -- Final Statistics Air Force vs UNLV 01/04/20 6:00 pm at

15

Air Force 59 • 7-8,1-2 Mountain

#	Player	Total		3-Ptr		Rebounds		PF	TP	A	TO	Blk	Stl	Min	
		FG	FGA	FG	FGA	FT	FTA								Off
12	Lavelle Scottie	5	9	3	5	6	9	0	6	6	2	19	3	4	0
34	Ryan Swan	6	16	3	9	3	4	2	4	6	2	18	2	0	0
00	Caleb Morris	2	5	1	2	0	1	2	4	6	2	5	2	3	0
05	Chris Joyce	0	3	0	2	0	0	1	2	3	2	0	1	3	0
10	AJ Walker	4	11	2	5	2	3	0	2	2	12	2	3	0	1
03	Sid Tomes	1	2	1	1	2	2	0	3	3	4	5	3	4	0
04	Carter Murphy	0	0	0	0	0	0	0	0	0	0	0	0	0	0
11	Ameka Akaya	0	0	0	0	0	0	0	0	0	1	0	0	0	0
13	LeSean Brown	0	1	0	0	0	0	0	0	0	0	0	0	0	0
15	Abe Kinrade	0	0	0	0	0	0	0	0	0	1	0	0	0	0
24	Mason Taylor	0	4	0	2	0	0	0	0	2	0	0	0	0	0
44	Keaton Van Soelen	0	1	0	0	0	0	0	0	4	0	0	0	1	0
	Team			5	6	11									7
	Totals	18	52	10	27	13	19	10	27	37	22	59	13	17	1

FG % 1st Half: 10-24 41.7% 2nd half: 8-28 28.6% Game: 18-52 34.6%
 3FG % 1st Half: 6-14 42.9% 2nd half: 4-13 30.8% Game: 10-27 37.0%
 FT % 1st Half: 1-4 25.0% 2nd half: 12-15 80.0% Game: 13-19 6



0 Caleb Morris
G, 6-4, 185, Jr.
Vista, CA
(USAF Prep/Army-Navy Academy)



1 Solomon Pierre-Louis
G, 6-3, 175, Fr.
Columbus, OH
(USAF Prep/The Wellington School)

Notes

- Leads team with 32 three's.
- .542 three point percentage is best all-time at Air Force.
- Is 13 of 19 from three in last five games (.684).
- Career-high 22 points on 7 of 8 shooting vs. UCR. 6 of 7 from three.
- 15 pts and four three's vs. Wyoming. 5 reb and 2 steals.
- Led team in scoring for second-straight game with 16 pts vs. Jackson St., going 4 of 5 from three point range and 4 of 4 from the line.
- 18 pts and 4 three's against Indiana State.
- 10 points in 24 minutes off the bench against Army. Hit back-to-back three's in second half and added four rebounds.

2018-19

- Led team with 45 three's.

2019-20 Game-by-Game

Opponent	G-S	FG	3FG	FT	O-D	Rb	F	Pts	A	T	B	S	Mn
Idaho St.													
Texas St.													
@Army	1-0	3-9	2-5	2-2	1-3	4	1	10	1	1	0	2	24
@TCU	1-0	2-5	2-3	2-2	0-0	0	0	8	1	1	1	0	19
vs. LMU	1-0	0-1	0-1	0-0	0-0	0	0	0	2	0	0	0	17
vs. Duq	1-0	2-6	2-5	0-0	0-1	1	2	6	2	0	0	0	24
vs. Indiana St.	1-0	5-9	4-7	4-5	0-2	2	2	18	0	1	0	1	24
Jackson St.	1-1	4-5	4-5	4-4	0-6	6	1	16	1	1	0	1	30
@Wyoming*	1-1	4-9	4-8	3-5	1-4	5	3	15	1	1	0	2	36
Nevada*	1-1	5-9	2-5	0-0	0-4	4	4	12	1	1	0	2	31
@Denver	1-1	0-3	0-2	3-4	0-4	4	1	3	2	2	0	1	30
JWU	1-1	4-5	3-3	0-0	0-2	2	1	11	2	0	0	2	15
Drake	1-1	3-5	2-3	1-2	0-4	4	3	9	4	0	0	2	29
UCR	1-1	7-8	6-7	2-2	0-5	5	1	22	1	0	0	1	23
@UNLV*	1-1	2-5	1-2	0-1	0-1	6	2	5	2	3	0	0	31
Utah St.*	1-1	0-2	0-2	0-0	0-3	3	4	0	0	3	0	0	22
@UNM*													
Boise St.*													
CSU*													
@Utah St.													
@SJSU*													
Fresno St.*													
@Nevada*													
SDSU*													
at Boise St.*													
SJSU*													
@Fresno St.													
Wyoming*													
UNM*													
@CSU*													

Notes

- Logged three minutes vs. Jackson State.
- Made debut with two minutes against Loyola Marymount.
- One of 10 freshmen in class and one of eight from prep school.

2019-20 Game-by-Game

Opponent	G-S	FG	3FG	FT	O-D	Rb	F	Pts	A	T	B	S	Mn
Idaho St.													
Texas St.													
@Army													
@TCU													
vs. LMU	1-0	0-0	0-0	0-0	0-0	0	0	0	0	0	0	0	2
vs. Duq													
vs. Indiana St.													
Jackson St.	1-0	0-0	0-0	0-0	0-0	0	0	0	0	0	0	0	3
@Wyoming*													
Nevada*													
@Denver													
JWU													
Drake													
UCR	1-0	1-1	0-0	0-0	0-0	0	0	2	0	0	0	0	4
@UNLV*													
Utah St.*													
@UNM*													
Boise St.*													
CSU*													
@Utah St.													
@SJSU*													
Fresno St.*													
@Nevada*													
SDSU*													
at Boise St.*													
SJSU*													
@Fresno St.													
Wyoming*													
UNM*													
@CSU*													

Season Highs

Points.....22 vs. UC Riverside 12-31
Rebs.....6 vs. Jackson St. 12-1
Assists...4 vs. Drake 12-21
FGM.....7 vs. UC Riverside 12-31
3FGM.....6 vs. UC Riverside 12-31
FTM.....4 twice
Blk.....1 vs. TCU 11-18
Steals.....2, 5x
Min......36 vs. Wyoming 12-4

Career Highs

22 vs. UC Riverside 12-31-19
 11 vs. Wyoming, 2-28-18
 4 twice
 7 vs. UC Riverside 12-31-19
 6 vs. UC Riverside 12-31-19
 5 vs. Denver 12-5-18
 1, 9x
 3 vs. Fresno State 2-20-19
 38 vs.. Wyoming 3-2-19

Season Highs

Points.....2 vs. UC Riverside 12-31
Rebs.....
Assists...
FGM.....1 vs. UC Riverside 12-31
3FGM.....
FTM.....
Blk.....
Steals.....
Min......4 vs. UC Riverside 12-31

Career Highs

Morris Career Statistics

Year	GP-GS	Min-Avg	FG-A	Pct	3F-A	Pct	FT-A	Pct	Off-Def	Tot	Avg	PF-FO	A	TO	B	St	Pts	Avg
2016-17	13-0	97/7.5	7-28	.250	1-14	.071	16-19	.842	3-12	15	1.2	6-0	7	5	1	2	31	2.4
2017-18	23-1	278/12.1	39-90	.433	18-52	.346	17-24	.708	7-45	52	2.3	27-0	20	14	2	3	113	4.9
2018-19	28-16	681/24.3	65-150	.433	45-113	.398	26-30	.867	4-81	85	3.0	56-0	41	37	4	15	201	7.2
2019-20	15-9	368/24.5	42-83	.506	32-59	.542	21-27	.778	4-42	46	3.1	24-0	20	15	1	15	137	9.1
TOTAL	79-26	1424/18.0	153-351	.436	96-238	.403	80-100	.800	18-180	198	2.5	113-0	88	71	8	35	482	6.1

Pierre-Louis Career Statistics

Year	GP-GS	Min-Avg	FG-A	Pct	3F-A	Pct	FT-A	Pct	Off-Def	Tot	Avg	PF-FO	A	TO	B	St	Pts	Avg
2019-20	3-0	8/2.7	1-1	1.000	0-0	.000	0-0	.000	0-0	0	0.0	0-0	0	0	0	0	2	0.7



3 Sid Tomes

G, 6-4, 200, Sr.
Woodbury, MN
(USAFA Prep/East Ridge)

Team Co-Captain in 2019-20

- Second on team with 41 assists.
- 8 pts and career-high 6 assists in start vs. Utah State. Guarded Sam Merrill and held him scoreless in the second half.
- 8 pts, 2 reb, 2 assists vs. TCU.
- 10 points, 4 rebounds and 3 assists vs. Army.
- Game high's of 19 pts, 4 assists and a steal vs. Texas State. One shy of career high for points. 6 of 8 from field and 3 of 5 from three.
- Career-high 38 minutes against Idaho State, scoring seven points.

2018-19 Notes

- Played in all 32 games, making 21 starts.
- Second on team with 72 assists.

2019-20 Game-by-Game


Opponent	G-S	FG	3FG	FT	O-D	Rb	F	Pts	A	T	B	S	Mn
Idaho St.	1-1	2-5	0-0	3-3	1-2	3	3	7	0	1	1	0	38
Texas St.	1-1	6-8	3-5	4-4	0-5	5	2	19	4	2	1	1	33
@Army	1-1	3-7	2-5	2-2	0-4	4	2	10	3	4	1	1	33
@TCU	1-1	3-7	2-6	0-0	0-2	2	3	8	2	1	0	0	32
vs. LMU	1-1	0-7	0-7	4-4	0-0	0	3	4	3	3	0	0	27
vs. Duq	1-1	0-4	0-3	5-8	0-1	1	4	5	1	0	0	2	26
vs. Indiana St.	1-1	0-2	0-2	0-0	0-0	0	2	0	3	1	0	0	21
Jackson St.	1-0	2-4	0-2	4-4	0-3	3	2	8	3	0	0	0	22
@Wyoming*	1-0	0-1	0-1	0-0	0-1	1	0	0	2	0	0	0	12
Nevada*	1-0	1-4	0-3	7-8	0-0	0	4	9	2	1	1	0	26
@Denver	1-0	0-3	0-2	0-0	0-1	1	2	0	4	1	0	0	12
JWU	1-0	0-3	0-1	1-2	0-4	4	1	1	3	0	0	2	12
Drake	1-0	1-3	0-0	0-0	2-2	4	0	2	0	0	0	0	9
UCR	1-0	1-3	0-1	1-2	0-2	2	0	3	2	1	0	2	10
@UNLV*	1-0	1-2	1-1	2-2	0-3	3	4	5	3	4	0	0	17
Utah St.*	1-1	3-10	2-5	0-0	1-4	5	0	8	6	0	0	1	31
@UNM*													
Boise St.*													
CSU*													
@Utah St.													
@SJSU*													
Fresno St.*													
@Nevada*													
SDSU*													
at Boise St.*													
SJSU*													
@Fresno St.													
Wyoming*													
UNM*													
@CSU*													

Season Highs

Points.....19 vs. Texas State 11-9
 Rebs.....5 vs. Texas State 11-9
 Assists...6 vs. Utah State 1-7
 FGM.....6 vs. Texas State 11-9
 3FGM.....3 vs. Texas State 11-9
 FTM.....7 vs. Nevada 12-7
 Blk.....1, 4x
 Steals.....2 vs. Duquesne 11-22
 Min.38 vs. Idaho State 11-7

Career Highs

20 vs. UMBC 11-16-18
 6 vs. San Diego State 1-12-19
 6 vs. Utah State 1-7-20
 7 vs. Nevada, 2-15-17
 6 vs. Colorado State, 2-6-18
 7 twice
 1, 11x
 4 vs. SDSU, 2-3-18
 38 vs. Idaho State 11-7-19



4 Carter Murphy

G, 6-4, 190, Fr.
Phoenix, AZ
(Arcadia)

Notes

- Is a perfect 6 of 6 from three and 4 of 4 from free throw line so far this season.
- 8 pts on 2 of 2 shooting from three and free throw line.
- Team-high 14 points on 4 of 4 from three and 2 of 2 from the line vs. Johnson & Wales.
- Logged three minutes against Jackson State, dishing out one assist.
- Made debut with two minutes against Loyola Marymount.
- One of two freshmen to come to Academy directly from high school.
- Region player of the year at Arcadia HS.

2019-20 Game-by-Game

Opponent	G-S	FG	3FG	FT	O-D	Rb	F	Pts	A	T	B	S	Mn
Idaho St.													DNP
Texas St.													DNP
@Army													DNP
@TCU													DNP
vs. LMU	1-0	0-0	0-0	0-0	0-0	0	0	0	0	0	0	0	2
vs. Duq													DNP
vs. Indiana St.													DNP
Jackson St.	1-0	0-0	0-0	0-0	0-0	0	0	0	1	0	0	0	3
@Wyoming*													DNP
Nevada*													DNP
@Denver													DNP
JWU	1-0	4-4	4-4	2-2	0-3	3	1	14	0	0	0	0	13
Drake													DNP
UCR	1-0	2-2	2-2	2-2	0-0	0	0	8	0	0	0	1	7
@UNLV*	1-0	0-0	0-0	0-0	0-0	0	0	0	0	0	0	0	0+
Utah St.*	1-0	0-0	0-0	0-0	0-0	0	0	0	0	0	0	0	2
@UNM*													
Boise St.*													
CSU*													
@Utah St.													
@SJSU*													
Fresno St.*													
@Nevada*													
SDSU*													
at Boise St.*													
SJSU*													
@Fresno St.													
Wyoming*													
UNM*													
@CSU*													

Season Highs

Points.....14 vs. JWU 12-17
 Rebs.....3 vs. JWU 12-17
 Assists...1 vs. Jackson St. 12-1
 FGM.....4 vs. JWU 12-17
 3FGM.....4 vs. JWU 12-17
 FTM.....2 twice
 Blk.....
 Steals.....1 vs. UC Riverside 12-31
 Min.13 vs. JWU 12-17


Career Highs

Tomes Career Statistics

Year	GP-GS	Min-Avg	FG-A	Pct	3F-A	Pct	FT-A	Pct	Off-Def	Tot	Avg	PF-FO	A	TO	B	St	Pts	Avg
2016-17	17-4	182/10.7	16-46	.348	10-31	.323	7-8	.875	0-19	19	1.1	15-0	14	6	0	7	49	2.9
2017-18	29-12	507/17.5	47-121	.388	31-89	.348	11-16	.688	8-38	46	1.6	36-1	35	22	4	21	136	4.7
2018-19	32-21	743/23.2	48-151	.318	22-100	.220	14-25	.560	6-87	93	2.9	67-0	72	29	3	17	132	4.1
2019-20	16-8	358/22.4	23-74	.311	10-44	.227	33-39	.846	4-34	38	2.4	32-0	41	19	4	9	89	5.6
TOTAL	94-45	1790/19.0	134-392	.342	73-264	.277	65-88	.739	18-178	196	2.1	150-1	162	76	11	54	406	4.3

Murphy Career Statistics

Year	GP-GS	Min-Avg	FG-A	Pct	3F-A	Pct	FT-A	Pct	Off-Def	Tot	Avg	PF-FO	A	TO	B	St	Pts	Avg
2019-20	6-0	26/4.4	6-6	1.000	6-6	1.000	4-4	1.000	0-3	3	0.5	1-0	2	0	0	1	22	3.7



5 Chris Joyce

G, 6-5, 193, Jr.
Jacksonville, FL
(USAFA Prep/Bishop Kenny)

- Started against UC Riverside, scoring five points.
- Returned to action vs. Denver after missing previous three games due to injury sustained against Indiana State. Scored 9 pts off 3 three's.
- 11 pts and tied a career-high with 37 mins against Indiana State.
- 5 pts, 4 reb, a block and steal vs. TCU
- 9 pts off 3 three's vs. Army. Hit back-to-back three's in second half.
- 11 pts and 6 reb against Texas State.
- 14 points and seven rebounds in career-high 37 minutes vs. Idaho State. 6 of 6 from the line.

2018-19 Notes

- Played in all 32 games, making 11 starts.
- Fourth on team in scoring, averaging 7.5 ppg and added 3.3 rpg.

2019-20 Game-by-Game

Opponent	G-S	FG	3FG	FT	O-D	Rb	F	Pts	A	T	B	S	Mn
Idaho St.	1-1	4-8	0-4	6-6	2-5	7	2	14	0	4	0	0	37
Texas St.	1-1	3-8	2-5	3-6	2-4	6	3	11	2	2	0	0	28
@Army	1-1	3-5	3-5	0-0	1-3	4	1	9	1	2	0	0	21
@TCU	1-1	2-4	1-2	0-1	1-3	4	1	5	1	1	1	1	29
vs. LMU	1-1	2-5	2-3	2-2	1-2	3	1	8	2	3	0	0	23
vs. Duq	1-1	1-3	1-1	1-2	0-2	2	0	4	0	1	0	0	21
vs. Indiana St.	1-1	4-9	0-5	3-4	1-3	4	3	11	2	1	0	1	37
Jackson St.													
@Wyoming*													
Nevada*													
@Denver	1-0	3-7	3-6	0-0	0-1	1	2	9	1	0	0	0	17
JWU	1-0	4-5	0-0	4-5	0-2	2	0	12	1	0	0	2	10
Drake	1-0	1-2	0-1	0-0	0-1	1	0	2	2	1	0	0	17
UCR	1-1	2-5	0-0	1-1	0-2	2	0	5	2	1	1	0	23
@UNLV*	1-1	0-3	0-2	0-0	1-2	3	2	0	1	3	0	0	24
Utah St.*	1-0	2-5	2-3	2-2	2-2	4	1	8	2	1	0	1	22
@UNM*													
Boise St.*													
CSU*													
@Utah St.													
@SJSU*													
Fresno St.*													
@Nevada*													
SDSU*													
at Boise St.*													
SJSU*													
@Fresno St.													
Wyoming*													
UNM*													
@CSU*													

Season Highs

Points.....14 vs. Idaho State 11-7
 Rebs.....7 vs. Idaho State 11-7
 Assists....2 vs. Texas State 11-9
 FGM.....4 vs. Idaho State 11-7
 3FGM.....3 twice
 FTM.....6 vs. Idaho State 11-7
 Blk.....1 vs. TCU 11-18
 Steals.....2 vs. JWU 12-17
 Min.37 twice

Career Highs

15 twice
 8 vs. UC Riverside 12-28-18
 4 twice
 6 vs. UNLV 1-16-19
 3, 4x
 6 vs. Idaho State 11-7-19
 1, 5x
 3 vs. UNLV 2-12-19
 37 twice



10 A.J. Walker

G, 6-2, 191, So.
San Antonio, TX
(USAFA Prep/St. Mary's Hall)

- Leads team lead with 46 assists and is third in scoring.
- Averaging 16.3 ppg in MW games.
- Over 50 percent from the field and 45.5 from three.
- 19 pts, 7 reb, 4 three's, 3 assists, all-time high's against Denver.
- Career-high 21 pts vs. Nevada, with 3rd game of season with 4 three's.
- 20 pts with career high with 7 reb vs. Wyoming. Also season-high 7 assists.
- Named to Bimini Jam All-Tournament Team.
- 11 points, 5 reb and 4 assists vs. Indiana State.
- Season-high 18 points against Loyola Marymount.
- 8 pts, 4 reb, 3 assists vs. TCU.
- Team-high 17 points on 7 of 11 shooting vs. Idaho State.

2019-20 Game-by-Game

Opponent	G-S	FG	3FG	FT	O-D	Rb	F	Pts	A	T	B	S	Mn
Idaho St.	1-1	7-11	1-2	2-2	0-1	1	5	17	1	2	0	1	29
Texas St.	1-1	2-6	2-4	6-8	0-4	4	3	12	1	3	2	0	30
@Army	1-1	1-7	0-2	5-6	0-6	6	3	7	4	2	1	0	30
@TCU	1-1	4-6	0-0	0-0	0-4	4	3	8	3	3	0	1	32
vs. LMU	1-1	5-9	4-7	4-6	0-0	0	1	18	2	3	0	1	31
vs. Duq	1-1	5-12	0-2	3-4	0-5	5	2	13	1	2	0	0	36
vs. Indiana St.	1-1	3-10	1-4	4-5	3-2	5	0	11	4	0	0	1	34
Jackson St.	1-1	1-6	0-3	0-0	0-3	3	1	2	3	2	0	1	23
@Wyoming*	1-1	8-11	4-5	0-3	0-7	7	2	20	7	0	0	1	37
Nevada*	1-1	8-13	4-8	1-3	0-5	5	3	21	1	1	0	0	34
@Denver	1-1	6-9	4-6	3-4	1-6	7	3	19	4	3	0	1	31
JWU	1-1	2-3	0-1	2-2	0-2	2	0	6	4	1	0	0	14
Drake	1-1	4-7	1-2	0-0	0-2	2	4	9	4	9	0	1	33
UCR	1-1	2-3	1-1	2-2	0-3	3	2	7	4	1	0	0	21
@UNLV*	1-1	4-11	2-5	2-3	0-2	2	2	12	2	3	0	1	36
Utah St.*	1-1	5-8	1-3	1-1	0-6	6	2	12	1	3	0	2	35
@UNM*													
Boise St.*													
CSU*													
@Utah St.													
@SJSU*													
Fresno St.*													
@Nevada*													
SDSU*													
at Boise St.*													
SJSU*													
@Fresno St.													
Wyoming*													
UNM*													
@CSU*													

Season Highs

Points.....20 vs. Wyoming 12-4
 Rebs.....7 twice
 Assists....7 vs. Wyoming 12-4
 FGM.....8 vs. Wyoming 12-4
 3FGM.....4, 3x
 FTM.....6 vs. Texas State 11-9
 Blk.....2 vs. Texas State 11-9
 Steals.....2 vs. Utah State 1-7
 Min.37 vs. Wyoming 12-4

Career Highs

20, twice
 7 twice
 10 vs. San Jose State 2-23
 8, twice
 6 vs. Missouri State 11-28
 6 twice
 2 vs. Texas State 11-9-19
 4 vs. Wyoming 2-6
 38 vs. San Jose St. 1-26

Joyce Career Statistics

Year	GP-GS	Min-Avg	FG-A	Pct	3F-A	Pct	FT-A	Pct	Off-Def	Tot	Avg	PF-FO	A	TO	B	St	Pts	Avg
2017-18	10-0	46/4.6	2-13	.154	1-7	.143	1-4	.250	3-4	7	0.7	3-0	5	1	0	1	6	0.6
2018-19	32-11	685/21.4	84-210	.400	36-103	.350	37-54	.685	14-92	106	3.3	55-2	51	31	5	11	241	7.5
2019-20	13-9	308/23.7	31-69	.449	14-37	.378	22-29	.759	10-33	43	3.3	16-0	17	20	2	5	98	7.5
TOTAL	55-20	1040/18.9	117-292	.401	51-147	.347	60-87	.690	27-129	156	2.8	74-2	73	52	7	17	345	6.3

Walker Career Statistics

Year	GP-GS	Min-Avg	FG-A	Pct	3F-A	Pct	FT-A	Pct	Off-Def	Tot	Avg	PF-FO	A	TO	B	St	Pts	Avg
2018-19	32-22	841/26.3	96-233	.412	36-90	.400	45-64	.703	4-58	62	1.9	76-2	80	48	4	25	273	8.5
2019-20	16-16	487/30.4	67-132	.508	25-55	.455	35-49	.714	4-58	62	3.9	36-1	46	38	3	11	194	12.1
TOTAL	48-38	1327/27.6	163-365	.447	61-145	.421	80-113	.708	8-116	124	2.6	112-2	126	86	7	36	467	9.7



11 Ameka Akaya

F, 6-6, 215, Jr.
Hagerstown, MD
(USAFA Prep/Saint Maria Goretti)

- Returns to team after taking fall semester off to focus on academics.
- 6 pts in 11 minutes vs. Johnson & Wales.

2018-19

- Played in 29 games, making four starts.
- Missed three games, two due to injury.
- Led team with .588 field goal percentage and .450 percentage from three-point range.
- Averaged 4.3 ppg and 1.8 rpg.

2019-20 Game-by-Game

Opponent	G-S	FG	3FG	FT	O-D	Rb	F	Pts	A	T	B	S	Mn
Idaho St.					DNP								
Texas St.					DNP								
@Army					DNP								
@TCU					DNP								
vs. LMU					DNP								
vs. Duq					DNP								
vs. Indiana St.					DNP								
Jackson St.					DNP								
@Wyoming*					DNP								
Nevada*					DNP								
@Denver					DNP								
JWU	1-0	2-4	0-0	2-2	0-1	1	1	6	2	0	0	0	11
Drake					DNP								
UCR	1-0	1-1	0-0	1-2	0-0	0	0	3	2	0	0	0	7
@UNLV*	1-0	0-0	0-0	0-0	0-0	0	1	0	0	0	0	0	5
Utah St.*	1-0	0-0	0-0	0-0	0-0	0	1	0	0	1	0	0	2
@UNM*													
Boise St.*													
CSU*													
@Utah St.													
@SJSU*													
Fresno St.*													
@Nevada*													
SDSU*													
at Boise St.*													
SJSU*													
@Fresno St.													
Wyoming*													
UNM*													
@CSU*													

Season Highs

Points.....6 vs. JWU 12-17
 Rebs.....1 vs. JWU 12-17
 Assists....2 twice
 FGM.....2 vs. JWU 12-17
 3FGM.....
 FTM.....2 vs. JWU 12-17
 Blk.....
 Steals.....
 Min.....11 vs. JWU 12-17

Career Highs

14 vs. Missouri State 11-28-18
 5 vs. Colorado 11-24-18
 2, 8x
 5 vs. Missouri State 11-28
 2, 3s
 3 vs. Nevada 1-19-19
 1 twice
 1, 4x
 21 vs. JWU 11-6-18



12 Lavelle Scottie

F, 6-7, 225, Sr.
Fort Worth, TX
(USAFA Prep/Arlington Heights)

- Enters second season as a co-captain.
- 2019-20 Preseason All-Mountain West, 2018-19 3rd Team All-MW.
- 1,270 career points ranks 10th all-time at Air Force.
- Has led Air Force in scoring the last two seasons.

- Second on team in scoring and first in rebounding.
- Averaging 17.0 ppg in MW play.
- 19 pts and 6 reb vs. UNLV.
- 17 pts and 5 reb vs. Denver, adding three assists.
- Season-high 23 points vs. Nevada. 12 of 15 at the free throw line.
- 19 pts, six reb vs. Wyoming.
- 12 pts and 6 reb. vs. Jackson State.
- Season-high 19 pts vs. Duquesne.
- Team-high 17 pts vs. Army. Added 7 reb and 2 steals.

2019-20 Game-by-Game

Opponent	G-S	FG	3FG	FT	O-D	Rb	F	Pts	A	T	B	S	Mn
Idaho St.	1-1	4-12	0-4	5-7	2-6	8	1	13	3	1	1	2	37
Texas St.	1-1	5-14	2-5	3-4	0-8	8	3	15	3	1	0	0	34
@Army	1-1	7-13	1-3	2-3	1-6	7	0	17	0	2	0	2	33
@TCU	1-1	2-10	0-2	3-3	0-5	5	3	7	1	6	1	0	25
vs. LMU	1-1	7-12	0-2	2-4	2-3	5	2	16	3	0	0	0	30
vs. Duq	1-1	9-16	1-3	0-1	1-6	7	3	19	2	1	0	1	34
vs. Indiana St.	1-1	2-10	0-2	2-5	0-3	3	5	6	0	3	0	1	23
Jackson St.	1-1	5-9	0-2	2-4	0-6	6	1	12	3	1	1	2	30
@Wyoming*	1-1	8-17	3-4	0-0	1-5	6	1	19	2	3	0	1	33
Nevada*	1-1	5-15	1-3	12-15	1-7	8	2	23	2	3	1	1	30
@Denver	1-1	6-12	2-2	3-5	2-3	5	2	17	2	4	0	0	31
JWU	1-1	2-6	1-1	2-2	1-2	3	1	7	1	2	0	1	15
Drake	1-1	5-9	2-2	4-4	1-3	4	0	16	2	3	1	0	35
UCR	1-1	5-8	1-3	1-1	0-1	1	2	12	0	0	0	2	15
@UNLV*	1-1	5-9	3-5	6-9	0-6	6	2	19	3	4	0	0	36
Utah St.*	1-1	3-9	1-6	0-1	2-5	7	0	7	1	2	0	0	23
@UNM*													
Boise St.*													
CSU*													
@Utah St.													
@SJSU*													
Fresno St.*													
@Nevada*													
SDSU*													
at Boise St.*													
SJSU*													
@Fresno St.													
Wyoming*													
UNM*													
@CSU*													

Season Highs

Points.....23 vs. Nevada 12-4
 Rebs.....8, 3x
 Assists....3, 5x
 FGM.....9 vs. Duquesne 11-22
 3FGM.....3 twice
 FTM.....5 vs. Idaho State 11-7
 Blk.....1, 4x
 Steals.....2, 4x
 Min.....37 vs. Idaho State 11-7

Career Highs

34 vs. Wyoming 2-6-19
 15 vs. Army 12-8-18
 5 vs. SJSU, 3-3-18
 15 vs. Wyoming 2-6-19
 4 vs. UNLV, 11-10-18
 8 vs. Canisius, 11-14-17
 2 twice
 4 vs. New Mexico 1-2-19
 46 vs. UMBC, 11-16-18

Akaya Career Statistics

Year	GP-GS	Min-Avg	FG-A	Pct	3F-A	Pct	FT-A	Pct	Off-Def	Tot	Avg	PF-FO	A	TO	B	St	Pts	Avg
2017-18	7-0	19/2.7	2-5	.400	1-1	1.000	0-0	.000	3-1	4	0.6	1-0	3	0	1	1	5	0.7
2018-19	29-4	320/11.0	50-85	.588	9-20	.450	16-20	.800	11-40	51	1.8	33-0	15	28	1	4	125	4.3
2019-20	4-0	21/5.3	3-5	.600	0-0	.000	3-4	.750	0-1	1	0.3	3-0	4	1	0	0	9	2.3
TOTAL	40-4	360/9.0	55-95	.579	10-21	.476	19-24	.792	14-42	56	1.4	37-0	22	29	2	5	139	3.5

Scottie Career Statistics

Year	GP-GS	Min-Avg	FG-A	Pct	3F-A	Pct	FT-A	Pct	Off-Def	Tot	Avg	PF-FO	A	TO	B	St	Pts	Avg
2016-17	33-3	473/14.3	61-138	.442	10-24	.417	45-65	.692	22-83	105	3.2	45-0	30	28	11	13	177	5.4
2017-18	31-28	826/26.6	145-317	.457	37-105	.352	50-69	.725	46-90	136	4.4	72-1	43	68	14	22	377	12.2
2018-19	32-29	1005/31.4	202-415	.487	33-111	.297	54-89	.607	42-136	178	5.6	66-0	42	96	8	23	491	15.3
2019-20	16-16	466/29.1	80-181	.442	18-49	.367	47-68	.691	14-75	89	5.6	28-1	28	36	5	13	225	14.1
TOTAL	112-76	2771/24.7	488-1051	.464	98-289	.339	196-291	.674	124-384	508	4.5	211-2	143	228	38	71	1270	11.3



13 LeSean Brown

G, 6-2, 185, Sr.
San Antonio, TX
(TMI Episcopal)

- Systems Engineering major.
- Season-high 5 points and first three of season vs. UC Riverside.
- 3 pts, 3 reb and 2 assists vs. JWU.
- 2 pts and one assist vs. Denver. Drew a charge to help stop a Denver rally.
- Missed two games with injury.
- 2 pts and 2 reb vs. TCU
- One assist and steal in 9 mins vs. Army.
- One pints and one rebound in 10 mins vs. Texas State.

2019-20 Game-by-Game

Opponent	G-S	FG	3FG	FT	O-D	Rb	F	Pts	A	T	B	S	Mn
Idaho St.	1-0	1-1	0-0	0-0	0-0	0	2	2	0	1	0	0	11
Texas St.	1-0	0-0	0-0	1-2	0-1	1	1	1	0	2	1	0	10
@Army	1-0	0-1	0-0	0-0	0-0	0	1	0	1	1	0	1	9
@TCU	1-0	1-1	0-0	0-0	0-2	2	1	2	0	1	0	0	9
vs. LMU	1-0	0-1	0-0	0-0	0-0	0	1	0	0	0	0	0	6
vs. Duq	1-0	0-1	0-0	0-0	0-1	1	2	0	0	0	0	0	4
vs. Indiana St.	1-0	0-0	0-0	0-0	0-0	0	0	0	0	0	0	1	5
Jackson St.													
@Wyoming*													
Nevada*	1-0	0-0	0-0	0-0	0-0	1	1	0	0	0	0	0	3
@Denver	1-0	1-1	0-0	0-0	0-1	1	0	2	1	0	0	0	9
JWU	1-0	1-2	0-1	1-1	0-3	3	1	3	2	0	0	0	12
Drake	1-0	0-0	0-0	0-0	0-0	1	1	0	2	0	0	0	7
UCR	1-0	1-3	1-1	2-2	0-1	1	1	5	1	0	0	0	13
@UNLV*	1-0	0-1	0-0	0-0	0-0	0	0	0	0	0	0	0	4
Utah St.*	1-0	0-0	0-0	0-0	0-0	0	0	0	1	0	0	0	3
@UNM*													
Boise St.*													
CSU*													
@Utah St.													
@SJSU*													
Fresno St.*													
@Nevada*													
SDSU*													
at Boise St.*													
SJSU*													
@Fresno St.													
Wyoming*													
UNM*													
@CSU*													

Season Highs

Points.....5 vs. UC Riverside 12-31
Rebs.....3 vs. JWU 12-17
Assists...2 twice
FGM.....1, 5x
3FGM.....1 vs. UC Riverside 12-31
FTM.....2 vs. UC Riverside 12-31
Blk.....1 vs. Texas State 11-9
Steals.....1 twice
Min......13 vs. UC Riverside 12-31

Career Highs

8 vs. Boise State 3-9-19
 4 vs. Texas State 11-9-18
 4 vs. JWU 11-6-18
 3 vs. Boise State 3-9-19
 2 vs. Boise State 3-9-19
 5 twice
 1 vs. Texas State 11-9-19
 1, 6x
 23 vs. Texas State 11-9-18



15 Abe Kinrade

F, 6-7, 200, So.
Maquoketa, IA
(USAF Prep/Maquoketa)

- Leads team with 89.5 free throw percentage.
- Career-high 13 pts in just 8 mins vs. Drake. 3-5 from 3 and 4-5 at line.
- 9 pts in 14 mins against Jackson St. Went 4 for 4 from field.
- First-career start against Loyola Marymount, scoring season-high eight points and pulling down career-high seven rebounds.
- 4 pts and 2 reb against TCU.
- Logged three minutes against Army.
- One assist in four minutes vs. Texas State.
- 7 points in 7 minutes off the bench vs. Idaho State. 5 of 5 from the line and two steals.

2019-20 Game-by-Game

Opponent	G-S	FG	3FG	FT	O-D	Rb	F	Pts	A	T	B	S	Mn
Idaho St.	1-0	1-1	0-0	5-5	0-1	1	2	7	0	0	1	2	7
Texas St.	1-0	0-0	0-0	0-0	0-0	0	3	0	1	0	0	0	4
@Army	1-0	0-1	0-1	0-0	0-0	0	2	0	0	0	0	0	3
@TCU	1-0	2-4	0-2	0-0	1-1	2	1	4	1	0	0	0	11
vs. LMU	1-1	2-5	0-1	4-5	3-4	7	1	8	2	0	0	0	23
vs. Duq	1-1	0-1	0-0	2-2	0-4	4	1	2	0	1	0	0	12
vs. Indiana St.	1-0	2-3	0-0	0-0	1-3	4	0	4	0	1	0	2	17
Jackson St.	1-0	4-4	1-1	0-0	2-0	2	1	9	0	1	0	0	14
@Wyoming*	1-0	1-3	0-1	0-0	1-1	2	1	2	1	1	0	0	9
Nevada*	1-0	0-1	0-1	0-0	1-0	1	1	0	0	0	0	0	3
@Denver	1-0	0-0	0-0	0-0	0-0	0	0	0	1	0	0	0	2
JWU	1-0	1-1	0-0	2-2	1-1	2	1	4	0	2	1	0	11
Drake	1-0	3-5	3-5	4-5	0-0	0	3	13	0	0	0	0	8
UCR													
@UNLV*	1-0	0-0	0-0	0-0	0-0	0	1	0	0	0	0	0	2
Utah St.*	1-0	0-0	0-0	0-0	0-0	0	0	0	0	0	0	0	1
@UNM*													
Boise St.*													
CSU*													
@Utah St.													
@SJSU*													
Fresno St.*													
@Nevada*													
SDSU*													
at Boise St.*													
SJSU*													
@Fresno St.													
Wyoming*													
UNM*													
@CSU*													

Season Highs

Points.....9 vs. Jackson St. 12-1
Rebs.....7 vs. Loyola Marymount 11-21
Assists...2 vs. Loyola Marymount 11-21
FGM.....4 vs. Jackson St. 12-1
3FGM.....1 vs. Jackson St. 12-1
FTM.....5 vs. Idaho State 11-7
Blk.....1 twice
Steals.....2 twice
Min......23 vs. Loyola Marymount 11-21

Career Highs

9 twice
 7 vs. Loyola Marymount 11-21-19
 2 vs. Loyola Marymount 11-21-19
 4, vs. Jackson St. 12-1-19
 1, 3x
 5 vs. Idaho State 11-7-19
 1, 3x
 2 twice
 23 vs. Loyola Marymount 11-21-19

Brown Career Statistics

Year	GP-GS	Min-Avg	FG-A	Pct	3F-A	Pct	FT-A	Pct	Off-Def	Tot	Avg	PF-FO	A	TO	B	St	Pts	Avg
2016-17	13-0	51/3.9	4-8	.500	1-2	.500	2-7	.286	1-10	11	0.8	2-0	4	1	0	2	11	0.8
2017-18	14-0	44/3.1	3-10	.300	0-4	.000	8-13	.615	2-1	3	0.2	3-0	3	1	0	0	14	1.0
2018-19	13-0	117/9.0	9-28	.321	3-12	.250	15-19	.789	2-14	16	1.2	11-0	9	5	0	2	36	2.8
2019-20	14-0	106/7.6	5-13	.385	1-2	.500	4-5	.800	1-9	10	0.7	12-0	8	5	1	2	15	1.1
TOTAL	54-0	318/5.9	21-59	.356	5-20	.250	29-44	.659	6-34	40	0.7	28-0	24	12	1	6	76	1.4

Kinrade Career Statistics

Year	GP-GS	Min-Avg	FG-A	Pct	3F-A	Pct	FT-A	Pct	Off-Def	Tot	Avg	PF-FO	A	TO	B	St	Pts	Avg
2018-19	19-0	65/3.4	8-18	.444	2-4	.500	6-7	.857	4-14	18	0.9	5-0	1	1	1	1	24	1.3
2019-20	15-2	131/8.7	16-29	.552	4-12	.333	17-19	.895	9-15	24	1.6	19-0	6	7	2	4	53	3.5
TOTAL	34-2	196/5.8	24-47	.511	6-16	.375	23-26	.885	13-29	42	1.2	24-0	7	8	3	5	77	2.3



20 Isaac Monson

F, 6-9, 205, So.
Salt Lake City, UT
(Olympus)

- 10 pts and team-high 6 reb, both career-high's vs. JWU in 20 mins.
- First career basket and two boards against Denver.
- One rebound and one assist in six mins vs. Jackson State.
- One rebound in five minutes against Texas State.
- One rebound in three minutes against Idaho State.

2018-19 Notes

- Played in nine games.
- Is the fourth member of his family to play college basketball (father and three brothers).

2019-20 Game-by-Game

Opponent	G-S	FG	3FG	FT	O-D	Rb	F	Pts	A	T	B	S	Mn
Idaho St.	1-0	0-1	0-0	0-0	0-1	1	0	0	0	0	0	0	3
Texas St.	1-0	0-0	0-0	0-0	1-0	1	1	0	0	0	0	0	5
@Army					DNP								
@TCU					DNP								
vs. LMU					DNP								
vs. Duq	1-0	0-0	0-0	0-0	0-0	0	0	0	0	0	0	0	1
vs. Indiana St.					DNP								
Jackson St.	1-0	0-0	0-0	0-0	0-1	1	1	0	1	2	0	0	6
@Wyoming*					DNP								
Nevada*	1-0	0-0	0-0	0-0	0-1	1	0	0	0	0	0	0	5
@Denver	1-0	1-1	0-0	0-0	1-1	2	0	2	0	0	0	0	3
JWU	1-0	3-4	0-0	4-4	2-4	6	2	10	2	0	1	0	20
Drake	1-0	0-0	0-0	0-0	0-0	0	0	0	0	0	0	0	1
UCR	1-0	1-2	1-2	0-0	0-3	3	2	3	0	1	0	0	9
@UNLV*					DNP								
Utah St.*					DNP								
@UNM*													
Boise St.*													
CSU*													
@Utah St.													
@SJSU*													
Fresno St.*													
@Nevada*													
SDSU*													
at Boise St.*													
SJSU*													
@Fresno St.													
Wyoming*													
UNM*													
@CSU*													

Season Highs

Points.....10 vs. JWU 12-17
 Rebs.....6 vs. JWU 12-17
 Assists...2 vs. JWU 12-17
 FGM.....3 vs. JWU 12-17
 3FGM.....-
 FTM.....4 vs. JWU 12-17
 Blk.....1 vs. JWU 12-17
 Steals.....-
 Min.20 vs. JWU 12-17

Career Highs

10 vs. JWU 12-17-19
 6 vs. JWU 12-17-19
 2 vs. JWU 12-17-19
 3 vs. JWU 12-17-19
 4 vs. JWU 12-17-19
 1 vs. JWU 12-17-19
 20 vs. JWU 12-17-19



22 Nikc Jackson

F, 6-8, 195, Fr.
Scottsdale, AZ
(USAFA Prep/Rancho Solano)

Notes

- Career-high six points, a three and assist vs. UC Riverside.
- Three pts, two rebounds and a steal in 3 mins against Jackson St.
- Made debut against Loyola Marymount, drawing a charge and making a pair of free throws in two minutes.
- One of 10 freshmen in class and one of eight from prep school.
- Led Rancho Solano to Arizona Class 2A State title as a senior.

2019-20 Game-by-Game

Opponent	G-S	FG	3FG	FT	O-D	Rb	F	Pts	A	T	B	S	Mn
Idaho St.													
Texas St.													
@Army													
@TCU													
vs. LMU	1-0	0-0	0-0	2-2	0-0	0	0	0	0	0	0	0	2
vs. Duq					DNP								
vs. Indiana St.					DNP								
Jackson St.	1-0	1-2	0-0	1-2	1-1	2	0	3	0	0	0	1	3
@Wyoming*					DNP								
Nevada*	1-0	0-0	0-0	0-0	0-0	0	0	0	0	0	0	0	0+
@Denver					DNP								
JWU					DNP								
Drake					DNP								
UCR	1-0	2-2	1-1	1-2	0-1	1	0	6	1	0	0	1	7
@UNLV*					DNP								
Utah St.*	1-0	1-2	0-0	0-0	1-0	1	2	2	0	0	0	0	2
@UNM*													
Boise St.*													
CSU*													
@Utah St.													
@SJSU*													
Fresno St.*													
@Nevada*													
SDSU*													
at Boise St.*													
SJSU*													
@Fresno St.													
Wyoming*													
UNM*													
@CSU*													

Season Highs

Points.....6 vs. UC Riverside 12-31
 Rebs.....2 vs. Jackson St. 12-1
 Assists...1 vs. UC Riverside 12-31
 FGM.....2 vs. UC Riverside 12-31
 3FGM.....1 vs. UC Riverside 12-31
 FTM.....2 vs. Loyola Marymount 12-21
 Blk.....-
 Steals.....1, twice
 Min.7 vs. UC Riverside 12-31

Career Highs

Monson Career Statistics

Year	GP-GS	Min-Avg	FG-A	Pct	3F-A	Pct	FT-A	Pct	Off-Def	Tot	Avg	PF-FO	A	TO	B	St	Pts	Avg
2018-19	9-0	19/2.1	0-1	.000	0-0	.000	1-4	.250	3-3	6	0.7	2-0	0	1	0	0	1	0.1
2019-20	9-0	55/6.1	5-8	.625	1-2	.500	4-4	1.000	4-11	15	1.7	6-0	3	3	1	0	15	1.7
TOTAL	18-0	74/4.1	5-9	.556	1-2	.500	5-8	.625	7-14	21	1.2	8-0	3	4	1	0	16	0.9

Jackson Career Statistics

Year	GP-GS	Min-Avg	FG-A	Pct	3F-A	Pct	FT-A	Pct	Off-Def	Tot	Avg	PF-FO	A	TO	B	St	Pts	Avg
2019-20	5-0	13/2.6	4-6	.667	1-1	1.000	4-6	.667	2-2	4	0.8	2-0	1	0	0	2	13	2.6



24 Mason Taylor

F, 6-4, 190, Fr.
Kansas City, Mo
(USAFA Prep/Grandview)



30 Camden Vander Zwaag

G, 6-4, 200, Fr.
Johnston, IA
(USAFA Prep/Johnston)

Notes

- 10 pts and 2 assists in 21 mins vs. JWU.
- 13 pts on 5 of 6 shooting and 3 of 4 from 3 pt range.
- 12 pts on 4 of 4 shooting in 15 mins vs. Jackson St. 2 of 2 from three and 2 of 2 from the line.
- Four points in three minutes against Indiana State.
- One rebound in nine minutes against Duquesne.
- First career basket for two points and two rebounds in nine minutes against Loyola Marymount.
- First freshman to log floor time for the Falcons, playing one minute in reserve against Army.
- One of 10 freshmen in class and one of eight from prep school.
- Led Grandview HS to first-ever state title.

2019-20 Game-by-Game

Opponent	G-S	FG	3FG	FT	O-D	Rb	F	Pts	A	T	B	S	Mn
Idaho St.					DNP								
Texas St.					DNP								
@Army	1-0	0-0	0-0	0-0	0-0	0	0	0	0	0	0	0	1
@TCU					DNP								
vs. LMU	1-0	1-2	0-1	0-0	0-2	2	0	2	0	1	0	0	10
vs. Duq	1-0	0-0	0-0	0-0	0-1	1	0	0	0	1	0	0	9
vs. Indiana St.	1-0	1-1	0-0	2-2	0-0	0	2	4	0	0	0	0	3
Jackson St.	1-0	4-4	2-2	2-2	0-2	2	1	12	1	5	0	0	15
@Wyoming*	1-0	5-6	3-4	0-1	0-2	2	2	13	3	1	0	0	20
Nevada*	1-0	0-1	0-1	0-0	0-1	1	1	0	0	2	0	0	12
@Denver	1-0	0-1	0-1	0-0	0-1	1	0	0	0	0	0	1	7
JWU	1-0	4-7	1-3	1-2	0-2	2	0	10	2	2	0	0	21
Drake	1-0	2-2	1-1	0-0	0-0	0	0	5	0	0	0	0	10
UCR	1-0	1-3	0-1	0-0	0-1	1	0	2	1	1	0	0	17
@UNLV*	1-0	0-4	0-2	0-0	0-0	0	2	0	0	0	0	0	8
Utah St.*	1-0	1-3	0-0	0-0	0-1	1	0	2	0	0	0	0	4
@UNM*													
Boise St.*													
CSU*													
@Utah St.													
@SJSU*													
Fresno St.*													
@Nevada*													
SDSU*													
at Boise St.*													
SJSU*													
@Fresno St.													
Wyoming*													
UNM*													
@CSU*													

Notes

- Career-high 4 pts and 4 reb in 13 mins vs. JWU.
- Two points in three minutes against Jackson State.
- Made collegiate debut with two minutes against Loyola Marymount.
- One of 10 freshmen in class and one of eight from prep school.
- Father played basketball at Midwestern University and brother, Andrew, played basketball at Truman State

2019-20 Game-by-Game

Opponent	G-S	FG	3FG	FT	O-D	Rb	F	Pts	A	T	B	S	Mn
Idaho St.					DNP								
Texas St.					DNP								
@Army					DNP								
@TCU					DNP								
vs. LMU	1-0	0-0	0-0	0-0	0-0	0	0	0	0	0	0	0	2
vs. Duq					DNP								
vs. Indiana St.					DNP								
Jackson St.	1-0	1-2	0-1	0-0	0-0	0	0	2	0	0	0	0	3
@Wyoming*					DNP								
Nevada*					DNP								
@Denver					DNP								
JWU	1-0	2-2	0-0	0-0	0-4	4	1	4	0	0	0	0	13
Drake					DNP								
UCR	1-0	0-0	0-0	0-0	1-2	3	0	0	1	0	0	1	7
@UNLV*					DNP								
Utah St.*	1-0	0-1	0-1	0-0	0-1	1	0	0	0	0	0	0	2
@UNM*													
Boise St.*													
CSU*													
@Utah St.													
@SJSU*													
Fresno St.*													
@Nevada*													
SDSU*													
at Boise St.*													
SJSU*													
@Fresno St.													
Wyoming*													
UNM*													
@CSU*													

Season Highs

Points..... 13 vs. Wyoming 12-4
Rebs..... 2, 4x
Assists... 3 vs. Wyoming 12-4
FGM..... 5 vs. Wyoming 12-4
3FGM..... 3 vs. Wyoming 12-4
FTM..... 2 twice
Blk.....
Steals..... 1 vs. Denver 12-14
Min...... 21 vs. JWU 12-17

Career Highs

Season Highs

Points..... 4 vs. JWU 12-17
Rebs..... 4 vs. JWU 12-17
Assists... 1 vs. UC Riverside 12-31
FGM..... 2 vs. JWU 12-17
3FGM.....
FTM.....
Blk.....
Steals..... 1 vs. UC Riverside 12-31
Min...... 13 vs. JWU 12-17

Career Highs

Taylor Career Statistics

Year	GP-GS	Min-Avg	FG-A	Pct	3F-A	Pct	FT-A	Pct	Off-Def	Tot	Avg	PF-FO	A	TO	B	St	Pts	Avg
2019-20	13-0	136/10.5	19-34	.559	7-16	.438	5-7	.714	0-13	13	1.0	8-0	7	13	0	1	50	3.8

Vander Zwaag Career Statistics

Year	GP-GS	Min-Avg	FG-A	Pct	3F-A	Pct	FT-A	Pct	Off-Def	Tot	Avg	PF-FO	A	TO	B	St	Pts	Avg
2019-20	5-0	25/5.1	3-5	.600	0-2	.000	0-0	.000	1-7	8	1.6	1-0	1	0	0	1	6	1.2



34 Ryan Swan

C, 6-8, 240, Sr.

Aurora, CO

(USAFA Prep/Overland)

- Team co-captain.
- Averaging 24.5 ppg in last three games.
- 927 career points ranks 37th at Air Force.
- 31 pts and 11 reb vs. Utah state. Second double-double of season.
- 25 pts vs. UC Riverside, to go with 4 three's.
- Team-high 24 pts vs. Drake. Tied career-high with 4 three's.
- 16 pts and 4 rebounds vs. Denver.
- Third on team in scoring, assists and three's.
- Team-high 17 pts on 7 of 10 shooting against Indiana State.
- Double-double vs. Army with 10 pts, 10. Added 4 assist and 3 steals.
- 14 pts on 6 of 8 shooting with three rebounds vs. Idaho State.

2018-19

- All-Mountain West Honorable Mention.

2019-20 Game-by-Game


Opponent	G-S	FG	3FG	FT	O-D	Rb	F	Pts	A	T	B	S	Mn
Idaho St.	1-1	6-8	0-0	2-2	1-2	3	4	14	1	3	0	0	28
Texas St.	1-1	3-6	2-3	1-3	2-2	4	4	9	2	0	1	0	27
@Army	1-1	4-8	0-1	2-4	2-8	10	0	10	4	1	0	3	29
@TCU	1-1	3-9	1-5	2-4	2-1	3	1	9	5	4	0	1	30
vs. LMU	1-0	1-2	0-0	2-4	0-0	0	2	4	0	0	0	0	11
vs. Duq	1-0	5-10	1-3	2-2	0-0	0	1	13	1	0	0	0	27
vs. Indiana St.	1-1	7-10	1-3	2-3	1-2	3	3	17	1	1	0	0	22
Jackson St.	1-1	2-3	1-1	2-2	0-4	4	2	7	1	2	0	0	19
@Wyoming*	1-1	6-10	3-6	2-2	2-1	3	2	17	5	4	1	3	31
Nevada*	1-1	3-7	2-4	3-4	2-0	2	2	11	2	0	0	2	32
@Denver	1-1	5-12	3-6	3-4	0-4	4	2	16	1	1	1	0	30
JWU	1-1	3-5	0-0	2-2	2-0	2	1	8	1	0	0	0	15
Drake	1-1	8-15	4-8	4-4	2-1	3	3	24	0	0	1	1	30
UCR	1-1	7-11	2-4	9-9	3-1	4	2	25	3	0	0	1	22
@UNLV*	1-1	6-16	3-9	3-4	2-4	6	2	18	2	0	0	2	34
Utah St.*	1-1	11-16	1-4	8-11	5-6	11	3	31	2	2	0	0	34
@UNM*													
Boise St.*													
CSU*													
@Utah St.													
@SJSU*													
Fresno St.*													
@Nevada*													
SDSU*													
at Boise St.*													
SJSU*													
@Fresno St.													
Wyoming*													
UNM*													
@CSU*													

Season Highs

Points.....31 vs. Utah State 1-7
 Rebs.....11 vs. Utah State 1-7
 Assists...5 twice
 FGM.....11 vs. Utah State 1-7
 3FGM.....4 vs. Drake 12-21
 FTM.....9 vs. UC Riverside 12-31
 Blk.....1, 3x
 Steals.....3, twice
 Min.34 twice

Career Highs

37 vs. Wyoming 3-2-19
 17 vs. San Jose St. 1-26-19
 5 twice
 13 vs. Wyoming 3-2-19
 4, 3x
 9 vs. UC Riverside 12-31-19
 2 twice
 3, 3x
 41 vs. San Jose St. 1-26-19



44 Keaton Van Soelen

G, 6-7, 195, Jr.

Waukee, IA

(Des Moines Christian)

- Leads team with 10 blocked shots.
- 9 pts and 8 reb in 17 mins vs. Utah State.
- Career high 3 blocks vs. JWU.
- Season-high's of 11 pts, 7 reb and 2 blocks against Denver.
- nine points against Nevada.
- First start of the season vs. Jackson State, scoring 5 pts and 4 rebs.
- 3 pts, 3 reb vs. TCU.
- 6 pts, 2 assists and 1 reb, block and steal in 17 mins vs. Army.
- 9 pts, 6 reb and 3 assists vs. Texas State. 4 for 4 from the line.
- 5 pts and 2 reb in 11 mins vs. Idaho State.

2018-19 Notes

- Played in all 32 games, making 20 starts.

2019-20 Game-by-Game

Opponent	G-S	FG	3FG	FT	O-D	Rb	F	Pts	A	T	B	S	Mn
Idaho St.	1-0	2-4	0-1	1-2	1-1	2	5	5	0	1	0	0	11
Texas St.	1-0	2-4	1-3	4-4	2-4	6	1	9	3	1	0	0	18
@Army	1-0	2-5	1-3	1-1	0-1	1	0	6	2	0	1	1	17
@TCU	1-0	1-1	0-0	1-1	1-2	3	2	3	1	0	0	0	13
vs. LMU	1-0	1-2	0-0	0-0	0-1	1	3	2	0	1	0	0	14
vs. Duq	1-0	0-1	0-0	1-2	2-0	2	1	1	1	1	0	0	6
vs. Indiana St.	1-0	1-1	0-0	1-2	1-0	1	5	3	0	1	0	0	14
Jackson St.	1-1	2-5	1-2	0-0	0-4	4	1	5	3	3	0	1	23
@Wyoming*	1-1	0-3	0-1	0-0	2-2	4	1	0	0	0	0	0	22
Nevada*	1-1	3-5	0-0	3-4	0-2	2	4	9	0	0	0	1	22
@Denver	1-1	3-5	1-2	4-4	3-4	7	2	11	1	1	2	0	28
JWU	1-1	0-0	0-0	3-4	0-5	5	0	0	2	3	0	0	17
Drake	1-1	0-1	0-1	0-0	0-4	4	3	0	1	1	1	0	21
UCR	1-0	1-4	0-0	0-0	1-3	4	3	2	0	1	0	0	17
@UNLV*	1-0	0-1	0-1	0-0	0-0	0	4	0	0	0	1	0	7
Utah St.*	1-0	3-5	1-1	2-2	1-7	8	2	9	2	0	2	0	17
@UNM*													
Boise St.*													
CSU*													
@Utah St.													
@SJSU*													
Fresno St.*													
@Nevada*													
SDSU*													
at Boise St.*													
SJSU*													
@Fresno St.													
Wyoming*													
UNM*													
@CSU*													

Season Highs

Points.....11 vs Denver 12-14
 Rebs.....8 vs. Utah State 1-7
 Assists...3 twice
 FGM.....3, 3x
 3FGM.....1, 5x
 FTM.....4 twice
 Blk.....3 vs. JWU 12-17
 Steals.....1, 3x
 Min.28 vs. Denver 12-14

Career Highs

16 vs. Utah State 1-5-19
 9 twice
 5 vs. Boise State 1-22-19
 6 vs. Utah State 1-5-19
 4 vs. Utah State 1-5-19
 4, 5x
 3 vs. JWU 12-17-19
 3 vs. Boise State, 1-27-18
 39 vs. UMBC 11-16-18

Swan Career Statistics

Year	GP-GS	Min-Avg	FG-A	Pct	3F-A	Pct	FT-A	Pct	Off-Def	Tot	Avg	PF-FO	A	TO	B	St	Pts	Avg
2016-17	9-0	50/5.6	7-15	.467	1-4	.250	2-2	1.000	6-3	9	1.0	7-0	1	5	0	1	17	1.9
2017-18	31-18	657/21.2	102-214	.477	21-48	.438	61-82	.744	53-87	140	4.5	71-0	42	35	17	19	286	9.2
2018-19	31-27	851/27.5	142-264	.538	30-81	.370	77-112	.688	82-139	221	7.1	73-3	57	68	13	26	391	12.6
2019-20	16-14	419/26.2	80-148	.541	24-57	.421	49-64	.766	26-36	62	3.9	34-0	31	18	4	13	233	14.6
TOTAL	87-59	1976/22.7	331-641	.516	76-190	.400	189-260	.727	167-265	432	5.0	185-3	131	126	34	59	927	10.7

Van Soelen Career Statistics

Year	GP-GS	Min-Avg	FG-A	Pct	3F-A	Pct	FT-A	Pct	Off-Def	Tot	Avg	PF-FO	A	TO	B	St	Pts	Avg
2017-18	28-11	513/18.4	37-90	.411	6-36	.167	20-30	.667	29-50	79	2.8	30-0	32	21	11	12	100	3.6
2018-19	32-20	676/21.1	50-114	.439	10-37	.270	22-32	.688	30-67	97	3.0	49-0	28	24	11	17	132	4.1
2019-20	16-6	272/17.0	21-47	.447	5-15	.333	21-26	.808	14-40	54	3.4	37-2	14	13	10	3	68	4.3
TOTAL	76-37	1464/19.3	108-251	.430	21-88	.239	63-88	.716	73-157	230	3.0	117-2	74	58	32	32	300	3.9