



THE UNIVERSITY OF NEW MEXICO

2019-20 MEN'S BASKETBALL


15 NCAA Tournament Appearances
WAC Champions: 1964, 1968, 1974, 1978, 1993, 1994, 1996
Six Mountain West Tournament Championships:
2005, 2009, 2010, 2012, 2013, 2014

2019-20 SCHEDULE			
DATE	OPPONENT	TV	TIME (MT)
Nov. 6	Eastern New Mexico	MWN	W, 92-71
Nov. 9	CSUN	MWN	W, 97-70
<i>Legends Classic (Albuquerque, N.M.)</i>			
Nov. 13	Green Bay	MWN	W, 93-78
Nov. 16	McNeese	MWN	W, 90-80
Nov. 19	at UTEP	CUSATV	L, 66-63
Nov. 21	at NM State	AggieVision	W, 78-77
<i>Legends Classic (Brooklyn, N.Y.)</i>			
Nov. 25	No. 18/19 Auburn	ESPNNews	L, 84-59
Nov. 26	(RV) Wisconsin	ESPN2	W, 59-50
Dec. 1	Montana	AT&TSN	W, 72-63
Dec. 4	Boise State*	STADIUM	W, 80-78
Dec. 7	at Wyoming*	AT&TSN	W, 79-65
Dec. 14	NM State	AT&TSN	W, 69-62
Dec. 17	Grand Canyon	MWN	W, 91-71
Dec. 22	Houston Baptist	MWN	12:30 p.m.
Dec. 29	UC Davis	MWN	2 p.m.
Jan. 1	at San José State*	TBA	8 p.m.
Jan. 7	Fresno State*	ESPN2/U	9 p.m.
Jan. 11	Air Force*	STADIUM	4 p.m.
Jan. 15	at Colorado State*	ESPN3	7 p.m.
Jan. 18	at UNLV*	CBSSN	4 p.m.
Jan. 21	San José State*	AT&TSN	8 p.m.
Jan. 25	at Nevada*	CBSSN	6 p.m.
Jan. 29	San Diego State*	CBSSN	7 p.m.
Feb. 1	at Fresno State*	AT&TSN	3 p.m.
Feb. 8	Wyoming*	STADIUM	4 p.m.
Feb. 11	at San Diego State*	ESPN2/U	9 p.m.
Feb. 15	UNLV*	CBSSN	4 p.m.
Feb. 18	Nevada*	ESPNU	7 p.m.
Feb. 23	at Boise State*	CBSSN	2 p.m.
Feb. 26	at Air Force*	ESPN3	7 p.m.
Feb. 29	Utah State*	CBSSN	8 p.m.

2020 MW Championship (Hosted by UNLV)			
DATE	ROUND	TV	TIME
Mar. 4	First Round	TBA	TBA
Mar. 5	Quarterfinals	TBA	TBA
Mar. 6	Semifinals	TBA	TBA
Mar. 7	Championship	TBA	TBA


Bold denotes home game at Dreamstyle Arena (15,411)
italics denotes tournament
*denotes Mountain West game
Game times listed are Mountain Time and subject to change

Game 14: New Mexico vs Houston Baptist



New Mexico Lobos

Record 11-2, 2-0 MW
Conference Mountain West
Head Coach Paul Weir (York, '04)
Record at UNM 44-35 (Third Season)
Career Record 72-41 (Fourth Season)



Houston Baptist Huskies

Record 0-9, 0-1 SLC
Conference Southland Conference
Head Coach Ron Cottrell (Arkansas, '88)
Record at HBU 487-416 (29th Season)
Career Record Same

Media Information

SUNDAY, DEC. 22

Tipoff: 12:35 p.m. MT
Location: Dreamstyle Arena - The Pit
..... Albuquerque, N.M.
Capacity: 15,411
TV: Mountain West Network
Radio: 770 Kkob-AM
..... Lobo Radio Network
Play-By-Play Robert Portnoy
Analyst Hunter Greene
Live Stats: GoLobos.com/sidearmstats/
..... mball

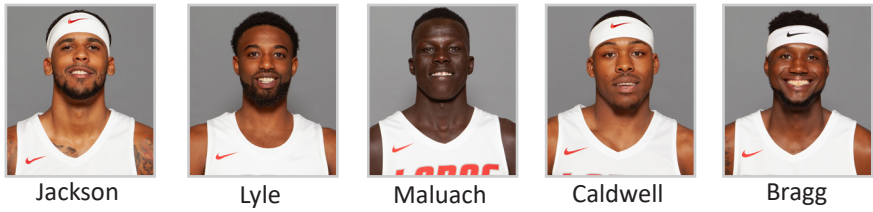
Notes last updated: December 20, 2019

ABOUT THE MATCHUP

- The Lobos enter Sunday's contest coming off of a six-win streak including UNM's most recent, 20-point victory over Grand Canyon on Tuesday night.
- UNM is currently undefeated at home with an 8-0 record inside Dreamstyle Arena - The Pit.
- The Lobos are also 5-0 in the month of December.
- Houston Baptist enters winless so far in 2019-20, however, the Huskies have the third toughest schedule in the nation according to the latest KenPom rankings. Huskies losses include against Tulsa, No. 11 Texas Tech, Michigan and No. 17 Dayton.
- The Lobos hold a 2-0 advantage in the series with both wins coming in Albuquerque.
- Last time the teams met was on Nov. 14, 2016 when UNM earned a 95-79 victory.
- The Lobos are led by a trio of players averaging scoring in double figures including redshirt-senior JaQuan Lyle (17.8 ppg), redshirt-senior Carlton Bragg (13.5 ppg) and redshirt-sophomore Vante Hendrix (12.0 ppg).
- Hendrix competed in his first contest for UNM on Tuesday against Grand Canyon after being officially declared eligible following the first semester of classes.
- Houston Baptist is led by junior Ian DuBose who averages 16.6 points and 6.2 blocks per game, followed by senior Jalon Gates with 16.2 points per game.

POSSIBLE STARTERS (BASED ON LAST GAME)

Pos.	No.	Name	PPG	RPG	APG
G	2	Vance Jackson	6.6	3.7	0.9
G	5	JaQuan Lyle	17.8	4.5	4.5
F	10	Makuach Maluach	9.5	2.8	1.0
G	11	JJ Caldwell	5.8	3.9	5.7
F	15	Carlton Bragg	13.5	10.8	0.7



Jackson Lyle Maluach Caldwell Bragg

Chelsea Pitvorec | Associate Director of Athletic Communications
Email: cpitvorec@unm.edu | Cell: 352-422-2875

BY THE NUMBERS (MW)

Updated Stats as of Dec. 20, 2019

Statistic	All Games - MW	MW Games
Scoring:	78.6 ppg - 3rd	79.5 ppg - 4th
Scoring Defense:	70.4 ppg - 8th	71.5 ppg - 4th
Scoring Margin:	+8.2 - 4th	+8.0 - 4th
Field Goal %:	.488 - 1st	.496 - 2nd
Def. Field Goal %:	.428 - 6th	.436 - 6th
3-Point FG %:	.339 - 6th	.257 - 9th
Def. 3-Point FG %:	.313 - 6th	.429 - 9th
Free Throw %:	.742 - 3rd	.778 - 3rd
Off. Rebounding:	9.8 orpg - 6th	11.0 orpg - 4th
Def. Rebounding:	27.8 drpg - 3rd	28.5 drpg - 2nd
Reb. Margin:	+4.9 rpg - 4th	+11.0 rpg - 2nd
Assists:	16.3 apg - 1st	17.0 apg - 1st
Turnover Margin:	-0.62 - 6th	0.0 - 6th
Asst/TO Ratio:	1.0 A/TO - 6th	1.4 A/TO - 6th
Steals:	7.8 spg - 1st	8.5 spg - 2nd
Blocks:	2.8 bpg - 7th	4.5 bpg - 3rd

KENPOM.COM

Category	Offense	Defense	D-I Avg
Adj. Efficiency	107.6 43	98.8 138	100.1
Adj. Tempo	72.7 54		69.7
Avg. Poss. Length	15.8 44	17.7 261	17.2
Four Factors			
Effective FG%:	53.1 53	50.3 206	49.3
Turnover %:	21.0 256	20.0 152	19.7
Off. Reb. %:	31.6 81	26.6 113	28.2
FTA/FGA:	43.5 9	22.2 19	32.0
Miscellaneous Components			
3P%:	33.8 142	31.2 106	33.1
2P%:	54.2 48	53.1 273	49.1
FT%:	74.3 64	65.0 45	69.9
Block%:	7.2 64	7.1 236	8.9
Steal%:	9.7 216	11.0 72	9.2
Non-Stl TO%:	11.3 253	9.0 289	10.5
Style Components			
3PA/FGA:	31.3 300	44.6 328	37.7
A/FGM:	59.2 35	60.4 323	51.6
Point Distribution (% of total points)			
3-Pointers:	22.9 325	36.3 47	30.9
2-Pointers:	53.8 91	51.2 158	50.6
Free Throws:	23.3 27	12.6 346	18.5
Strength of Schedule			
Components:	99.9 198	100.6 194	100.1
Overall:	-0.76 201		0.00
Non-conference:	-0.21 176		0.00
Personnel			
Bench Minutes:	27.3% 265		31.0%
Experience:	2.48 yrs 7		1.68
Minutes Continuity:	49.8% 161		46.9%
Average Height:	78.0" 35		76.9"
2-Foul Participation:	32.4% 75		21.8%

LAST TIME OUT

UNM extended its win streak to six on Tuesday evening with a 91-71 rout of the visiting Grand Canyon 'Lopes. The contest marked the fifth time this season that the Lobo offense has reached 90 points.

With the victory, the Lobos improved to 11-2 overall to continue UNM's best start to the season since the 2012-13 season. In addition, UNM is now 8-0 at home inside Dreamstyle Arena - The Pit and 5-0 to open December.

The Lobos were led by a pair of 20-point scorers marking the first time since Nov. 17, 2018 against NM State that the Lobos have had a pair of players score 20+ points.

STATS STACK UP

STATISTIC	UNM	HBU
Scoring Offense	78.6	75.3
Scoring Defense	70.4	100.6
Scoring Margin	+8.2	-25.3
Field Goal Pct.	.488	.403
Field Goal Pct. Def.	.428	.534
3-Point FG Pct.	.339	.373
3-Point FG Pct. Def.	.313	.408
Free Throw Pct.	.742	.682
Rebounds per Game	37.7	35.2
Rebound Margin	+4.9	-7.8
Steals per game	7.8	5.9
Blocks per game	2.8	1.9
Assists per game	16.3	12.7
Turnovers per game	15.6	17.1
Turnover Margin	-0.6	-3.4
Assist/Turnover Ratio	1.0	0.7

WE'RE STREAKING!

The Lobos have won their last six straight contests that started with UNM's win over Wisconsin in the Barclay's Center in New York on Nov. 26.

UNDEFEATED AT HOME

With the Lobos' victory over Grand Canyon at home on Tuesday, UNM is now 8-0 in home contests inside Dreamstyle Arena - The Pit.

The last time the Lobos were 8-0 at home was the 2010-11 season, a streak the squad extended to 9-0 before its first home loss.

SCOUTING THE COUNTRY - FIRST TO 11

The Lobos are among just 18 teams in the nation to reach 11 wins so far this season.

NCAA'S NET RANKINGS

Prior to Tuesday's contest against Grand Canyon, UNM ranked 57th among the nation's squads in the NCAA NET rankings.

BEST START SINCE 2012

The Lobos' 11-2 start to the 2019-20 season marks the best 13-game start since the 2012-13 season when the Lobos went 12-0 through the first 12 contests of the season. The squad eventually went 13-2 through the first 15 contests.

CONFERENCE OPENERS

With UNM's win over Boise State last Wednesday, the Lobos have now won nine straight conference openers including an 8-0 streak in home conference openers.

In addition, UNM's win over Wyoming marks the seventh time in the last eight seasons that the Lobos have kicked off conference play 2-0.

UNDEFEATED DECEMBER

The Lobos have kicked off December a perfect 5-0 so far this season. The last time UNM started December 5-0 was in the 2014-15 season.

With a Lobo win on Sunday, UNM would improve to 6-0 to kick off Santa's favorite month, which UNM has not done since the 2011-12 season.

TOYS FOR TOTS

On Sunday afternoon, the Lobos will host a Toys for Tots drive at Dreamstyle Arena - The Pit where fans can bring new, unwrapped toys for donation.

REPORT CARD REWARDS

Youth in kindergarten through sixth grades will receive FREE admission to Sunday's contest by bringing and showing off their report cards!

HALFTIME TRENDS

So far this season, if the Lobos go into the halftime break with the lead, the Lobos win. UNM is a perfect 8-0 when leading at the half this season, 2-1 when trailing and 1-1 when tied at the break.

LOBOS IN THE NATION

Below is a look at how the Lobos rank in some of the national stats:

- 1st - free throws made (236)
- 2nd - free throw attempts (318)
- 6th - total assists (212)
- 20th - total rebounds (490)
- 22nd - field goal percentage (48.8)

LOBO PLAYERS OF THE WEEK

A pair of Lobos have collected nearly half of the weekly honors bestowed by the

Mountain West this season. Redshirt-senior JaQuan Lyle has earned the nod twice while UNM's most recent recipient was redshirt-senior Carlton Bragg.

LYLE ON FIRE

Redshirt-senior JaQuan Lyle is officially on fire as he has worked to get back into the groove after missing a pair of seasons on the court. He has steadily improved his scoring production from nine points in game one of the season to 18 in game two and a career-high 31 in games three and 10.

Lyle has registered in double figures in 11 of UNM's 13 games. He has amassed 232 points in 13 games ranking 26th in the country.

LOW THREES? NO PROBLEM.

Head coach Paul Weir in his first two seasons has had a squad that has lived and died by the three. Last season, UNM posted 15 games in which the Lobos scored 10 3-pointers or more.

UNM reached the 10-three threshold just once this season, scoring 14 against Grand Canyon on Tuesday. The Lobos have been outscored from behind the arc in all but two games this season (Wisconsin & Grand Canyon).

LOBOS RECEIVING VOTES

Prior to UNM's loss against now No. 10/12 Auburn, the Lobos were receiving votes in the Associated Press poll for the first time in Paul Weir's tenure at UNM. In fact, the last time New Mexico received votes in the polls was on Nov. 23, 2015 with a vote in the USA Today Coaches Poll. Prior to that, the Lobos were ranked No. 17 in the final AP poll of 2014. Auburn remains unbeaten so far this season at 8-0.

Just two other MW teams have made appearances in the national polls this season including Utah State and San Diego State.

LOBOS DOWN A POWER 5

The Lobos topped Wisconsin on Tuesday, Nov. 26 marking the first time UNM earned a win over a Power 5 school since Dec. 5, 2012 when New Mexico topped USC 75-67 in Albuquerque.

4 STRAIGHT GAMES OF 90+

The Lobos registered at least 90 points in each of their first four wins this season. The last time the Lobos scored in the 90s in four straight games was in Paul Weir's first year toward the end of the season during the Lobos' exciting, unexpected 7-0 run en route to a loss in the Mountain West title contest.

In that run, UNM topped Wyoming 119-114, UNLV 91-90, Colorado State 108-87 and Fresno State 95-86.

The Lobos registered their fifth 90+ point game of the season on Tuesday against Grand Canyon.

LONG NOVEMBER

The Lobos had a long, action-packed November this season. Last season, UNM competed in just five contests in Turkey Month while this season, the Lobos took on eight different regular-season opponents, including 2019 Final Four participant Auburn. Four of those contests were at home while the other four were on a pair of road trips. UNM completed its lengthy November with a 6-2 record.

ABOUT THE 2019-20 LOBOS

The 2019-20 Lobos feature eight returning letterwinners including three starters. Start-

USA TODAY COACHES POLL

As of 12/16/2019

No.	School	Record	Pts.	1st	Prev.	Chg.	H/L
1	Kansas	9-1	790	25	3	2	1/5
2	Gonzaga	11-1	754	4	6	4	2/9
3	Duke	9-1	688	2	5	2	1/8
4	Ohio St.	9-1	681	1	2	-2	2/16
5	Louisville	10-1	669	0	1	-4	1/5
6	Kentucky	8-1	581	0	9	3	2/11
7	Virginia	8-1	580	0	8	1	2/9
8	Maryland	10-1	577	0	4	-4	4/8
9	Auburn	9-0	529	0	10	1	9/23
10	Oregon	8-2	521	0	13	3	10/14
11	Baylor	8-1	513	0	11	—	11/23
12	Dayton	8-1	465	0	12	—	12/NR
13	Memphis	9-1	404	0	17	4	13/20
14	Villanova	8-2	314	0	20	6	10/22
15	Michigan	8-3	291	0	7	-8	5/NR
16	Butler	10-1	280	0	19	3	16/NR
17	Arizona	10-2	277	0	14	-3	11/17
18	Michigan St	7-3	268	0	15	-3	1/18
19	Florida State	8-2	246	0	21	2	19/NR
20	San Diego St.	10-0	186	0	24	4	20/NR
21	Tennessee	7-2	178	0	17	-4	16/25
22	Washington	7-2	93	0	25	3	22/NR
23	North Carolina	6-4	50	0	16	-7	4/23
24	Penn St.	9-2	44	0	NR	—	24/NR
25	VCU	8-2	42	0	NR	4	19/NR
25	Texas Tech	6-3	42	0	NR	18	12/NR

Others receiving votes: Wichita St. 38; Purdue 36; West Virginia 31; Texas 26; Indiana 22; Xavier 21; Utah St. 21; Marquette 18; Colorado 18; Louisiana State 15; Northern Iowa 12; Liberty 12; St. Mary's 11; Iowa 10; Arkansas 10; Stanford 9; Seton Hall 6; Oklahoma State 6; Illinois 4; DePaul 4; Creighton 3; NC State 2; Richmond 1; Oklahoma 1.

ASSOCIATED PRESS POLL

Through 12/15/2019

No.	School	Pts.	Rec.	Prev.
1	Kansas	9-1	1,607	2
2	Gonzaga	11-1	1,552	6
3	Louisville	10-1	1,412	1
4	Duke	9-1	1,387	7
5	Ohio State	9-1	1,334	3
6	Kentucky	8-1	1,231	8
7	Maryland	10-1	1,207	4
8	Oregon	8-2	1,172	10
9	Virginia	8-1	1,121	9
10	Baylor	8-1	1,062	11
11	Memphis	9-1	960	13
12	Auburn	9-0	939	12
13	Dayton	8-1	879	14
14	Michigan	8-3	723	5
15	Michigan State	7-3	656	16
16	Arizona	10-2	631	15
17	Butler	10-1	553	18
18	Villanova	8-2	496	20
19	Florida State	8-2	449	21
20	San Diego State	10-0	431	25
21	Tennessee	7-2	367	19
22	Washington	7-2	213	NR
23	Penn State	9-2	182	NR
24	Texas Tech	6-3	115	NR
25	West Virginia	9-1	76	NR

Others receiving votes: North Carolina 41, Xavier 40, Wichita State 31, Purdue 30, Liberty 25, Marquette 23, Indiana 23, Virginia Commonwealth 21, Utah State 14, Saint Mary's 13, Northern Iowa 12, Colorado 12, Texas 10, Florida 7, DePaul 6, Georgetown 3, Richmond 3, Virginia Tech 3, LSU 3, Stanford 3, Seton Hall 3, Oklahoma State 2, Duquesne 1, BYU 1, Arkansas 1

MW PRESEASON POLL

Place	School (1st Place Votes)	Points
1.	Utah State (17)	187
2.	San Diego State	150
3.	New Mexico	141
4.	Nevada	135
5.	Boise State	128
6.	Fresno State	103
7.	UNLV	89
8.	Air Force	76
9.	Colorado State	59
10.	Wyoming	36
11.	San José State	17

MOUNTAIN WEST STANDINGS

Through Dec. 19, 2019

Place	School	MW	MW Pct.	Overall	Overall Pct.	Streak
	San Diego State	2-0	1.000	11-0	1.000	W11
	New Mexico	2-0	1.000	11-2	0.846	W6
	Utah State	2-0	1.000	11-2	0.846	W1
	Nevada	1-0	1.000	8-4	0.667	W1
	UNLV	1-0	1.000	4-8	0.333	L2
	Boise State	1-1	0.500	6-4	0.600	W1
	Air Force	1-1	0.500	6-6	0.500	W2
	Colorado State	0-2	0.000	7-6	0.538	L1
	Fresno State	0-2	0.000	3-7	0.300	W1
	San José State	0-2	0.000	3-9	0.250	L7
	Wyoming	0-2	0.000	3-9	0.250	L6

LOBOS RECORD WHEN ...	OVERALL	MW
Overall	11-2	2-0
At home	8-0	1-0
On the road	2-1	1-0
At neutral sites	1-1	0-0
After a win	8-2	2-0
After a loss	2-0	0-0
In overtime	0-0	0-0
vs. ranked opponents	0-1	0-0
In Cherry jerseys	1-1	1-0
In Silver jerseys	2-0	0-0
In White jerseys	6-1	1-0
In Turquoise jerseys	2-0	0-0
In GOLD jerseys	0-0	0-0
In White/Pink	0-0	0-0
Games decided by 1-4 points	2-1	1-0
Games decided by 5-9 points	3-0	0-0
Games decided by 10-19 points	3-0	1-0
Games decided by 20+ points	3-1	0-0
Leading at half	8-0	1-0
Trailing at half	2-1	0-0
Tied at half	1-1	1-0
Shooting 50% or better	5-0	1-0
Shooting between 40-49.9%	6-0	1-0
Shooting less than 40%	0-2	0-0
Opponent shoots 50% or better	2-0	1-0
Opponent shoots b/w 40-49.9%	6-2	0-0
Opponent shoots b/w 30-39.9%	3-0	1-0
Opponent shoots less than 30%	0-0	0-0
UNM higher FG%	7-0	1-0
Opponent higher FG%	3-2	0-0
FG% Tied	1-0	1-0
UNM outrebounds	7-1	2-0
Opponent outrebounds	3-1	0-0
Rebounds tied	1-0	0-0
UNM more made free throws	10-1	2-0
Opponent more made free throws	0-1	0-0
Made free throws tied	1-0	0-0
UNM 3FG% higher	7-1	0-0
Opponent 3FG% higher	4-1	2-0
3FG% tied	0-0	0-0
UNM has more fouls	2-1	0-0
Opponent has more fouls	9-1	2-0
Fouls are tied	0-0	0-0
UNM more turnovers	5-2	1-0
Opponent more turnovers	6-0	1-0
Turnovers tied	0-0	0-0
Scoring less than 50 points	0-0	0-0
Scoring 50-59 points	1-1	0-0
Scoring 60-69 points	1-1	0-0
Scoring 70-79 points	3-0	1-0
Scoring 80-89 points	1-0	1-0
Scoring 90-99 points	5-0	0-0
Scoring 100+ points	0-0	0-0
Allowing 40 points or less	0-0	0-0
Allowing 41-49 points	0-0	0-0
Allowing 50-59 points	1-0	0-0
Allowing 60-69 points	3-1	1-0
Allowing 70-79 points	6-0	1-0
Allowing 80-89 points	1-1	0-0
Allowing 90+ points	0-0	0-0
On Monday	0-1	0-0
On Tuesday	2-1	0-0
On Wednesday	3-0	1-0
On Thursday	1-0	0-0
On Friday	0-0	0-0
On Saturday	4-0	1-0
On Sunday	1-0	0-0
In November	6-2	0-0
In December	5-0	2-0
In January	0-0	0-0
In February	0-0	0-0
In March	0-0	0-0
In 8 p.m. or later tipoffs (local)	0-1	0-0

ers include redshirt-junior Vance Jackson, junior Makuach Maluach and redshirt-senior Carlton Bragg Jr. Joining the trio are senior Corey Manigault, redshirt-junior Keith McGee, sophomore Tavian Percy, redshirt-sophomore Clay Patterson and sophomore Jordan Arroyo.

STARTER STATS

The trio of returning starters from the 2018-19 season return some impressive stats. Jackson collected 13.1 points per game last season to go along with 7.0 rebounds and a 40.5 percent shooting clip. Jackson saw action in all 32 games last season along with Maluach, who started 28 of them. Maluach registered 9.9 points per game while Bragg posted 10.5 points and 8.8 rebounds per contest to go along with shooting 49 percent from the floor.

BY THE NUMBERS

The Lobos have over half of their production returning this season. Here is what is returning and missing for the 2019-20 Lobos.

Stat	Returning	Lost ...	% Returning
Points	1,658	785	68%
Rebounds	813	293	68%
Assists	305	141	68%
Blocks	67	40	63%
Steals	140	80	64%
3-Pointers	159	133	54%
Free Throws	367	156	68%

YOUNG AND OLD

The Lobo roster is made up of nearly half (7) underclassmen and eight upperclassmen for a balanced roster of experience and new talent.

LOBO TRANSFERS

Four of the seven newcomers to the 2019-20 roster are transfers, that includes redshirt-senior JaQuan Lyle who has sat on the bench in his last two seasons as a Lobo. Adding to his experience from Ohio State, redshirt-junior Zane Martin hails from Towson while redshirt-junior JJ Caldwell last saw the floor

at Texas A&M and redshirt-sophomore Vante Hendrix last competed at Utah.

SWITCH IT UP

For a fresh look this season, several players have made some jersey number switches. Redshirt-senior Carlton Bragg will don #15 instead of #35 this season while redshirt-senior JaQuan Lyle will rock the #5 jersey instead of last season's #13. Last year's #5, Clay Patterson, has also switched to #20.

PAIR OF KWACHES?

Don't adjust your speakers this season or yell at the television thinking the announcers have it wrong. The Lobos now have TWO "Kwach's." Junior Makuach Maluach serves as the original "Kwach" while freshman Emmanuel Kuac (pronounced Kwach) is affectionately referred to by the team as "Baby Kwach." In a recent media interview, Kuac said that he doesn't mind the nickname as he sees Makuach Maluach as a great friend and role model.

LOBOS FROM NEAR AND FAR

Just two Lobos on the 2019-20 roster hail from New Mexico including sophomore Jordan Arroyo and redshirt-sophomore Clay Patterson. The remainder of the roster includes players from 10 states and a total of four countries including the U.S., Australia, Canada and the Central African Republic.

STARTERS AND RECORDS - (in order of appearance)

1	2	3	4	5	Rec.
Caldwell	Lyle	Jackson	Maluach	Bragg	11-2

SERIES HISTORY VS HOUSTON BAPTIST

New Mexico leads 2-0

Home 2-0 (Pit 2-0), Road 0-0, Neutral 0-0

1-3-12	New Mexico	98-61	Albuquerque
11-14-16	New Mexico	95-79	Albuquerque

THE 2019-20 NEW MEXICO LOBOS

PRONUNCIATION GUIDE

1	Corey MANIGAULT	MAN-ih-galt
4	TAVIAN Percy	TAVE-ee-en
5	JAQUAN Lyle	JAY-qwan
10	MAKUACH MALUACH	muh-KWATCH mal-a-WATCH
14	VANTE Hendrix	VAHN-tay
23	Emmanuel KUAC	KWATCH
30	Kurt WEGSCHEIDER	WEG-shy-der

BY ELIGIBILITY

Seniors (3)

1	Corey Manigault	F
5	JaQuan Lyle	G
15	Carlton Bragg Jr.	F

Juniors (5)

0	Zane Martin	G
2	Vance Jackson	G/F
3	Keith McGee	G
10	Makuach Maluach	G/F
11	JJ Caldwell	G

Sophomores (4)

4	Tavian Percy	G
14	Vante Hendrix	G
20	Clay Patterson	G
33	Jordan Arroyo	F

Freshmen (3)

12	Daniel Headdings	G
23	Emmanuel Kuac	G
30	Kurt Wegscheider	G

HOME STATE/COUNTRY

Alaska (1)

12	Daniel Headdings	G
----	------------------	---

California (2)

2	Vance Jackson	G/F
14	Vante Hendrix	G

Florida (1)

4	Tavian Percy	G
---	--------------	---

Indiana (1)

5	JaQuan Lyle	G
---	-------------	---

Maryland (1)

1	Corey Manigault	F
---	-----------------	---

New Mexico (2)

20	Clay Patterson	G
33	Jordan Arroyo	F

New York (1)

3	Keith McGee	G
---	-------------	---

Ohio (1)

15	Carlton Bragg Jr.	F
----	-------------------	---

Pennsylvania (1)

0	Zane Martin	G
---	-------------	---

Texas (1)

11	JJ Caldwell	G
----	-------------	---

Australia (1)

10	Makuach Maluach	G/F
----	-----------------	-----

Canada (1)

23	Emmanuel Kuac	G
----	---------------	---

Central African Republic (1)

30	Kurt Wegscheider	G
----	------------------	---

NUMERICAL ROSTER

#	NAME	HT	POS	YR	EHP @ UNM	HOMETOWN (LAST SCHOOL/TEAM)
0	Zane Martin	6-4	G	R-Jr.	TR	Philadelphia, Pa. (Towson)
1	Corey Manigault	6-9	F	Sr.	1L	Suitland, Md. (Pitt/Indian Hills CC)
2	Vance Jackson	6-9	G/F	R-Jr.	1L	Pasadena, Calif. (UCONN)
3	Keith McGee	6-3	PG	R-Jr.	1L	Rochester, N.Y. (South Plains College)
4	Tavian Percy	6-6	G	So.	1L	Miami, Fla. (Pasadena HS (Calif.))
5	JaQuan Lyle	6-5	G	R-Sr.	TR	Evansville, Ind. (Ohio State)
10	Makuach Maluach	6-7	G/F	Jr.	2L	Sydney, Australia (Newington College)
11	JJ Caldwell	6-1	G	R-Jr.	TR	Houston, Texas (Texas A&M)
12	Daniel Headdings	6-2	G	Fr.	HS	Wasilla, Alaska (Wasilla HS)
14	Vante Hendrix	6-5	G	R-So.	TR	Woodland Hills, Calif. (Utah)
15	Carlton Bragg Jr.	6-10	F	R-Sr.	1L	Cleveland, Ohio (Arizona State/Kansas)
20	Clay Patterson	6-1	G	R-So.	1L	Rio Rancho, N.M. (Fort Lewis)
23	Emmanuel Kuac	6-7	G	Fr.	HS	Calgary, Alberta, Canada (Kearns HS (Utah))
30	Kurt Wegscheider	6-4	G	Fr.	HS	Bangui, Central African Republic (NBA Academy Africa)
33	Jordan Arroyo	6-7	F	So.	1L	Albuquerque, N.M. (Atrisco Heritage Acad.)

ALPHABETICAL ROSTER

#	NAME	HT	POS	YR	EHP @ UNM	HOMETOWN (LAST SCHOOL/TEAM)
33	Jordan Arroyo	6-7	F	So.	1L	Albuquerque, N.M. (Atrisco Heritage Acad.)
15	Carlton Bragg Jr.	6-10	F	R-Sr.	1L	Cleveland, Ohio (Arizona State/Kansas)
11	JJ Caldwell	6-1	G	R-Jr.	TR	Houston, Texas (Texas A&M)
12	Daniel Headdings	6-2	G	Fr.	HS	Wasilla, Alaska (Wasilla HS)
14	Vante Hendrix	6-5	G	R-So.	TR	Woodland Hills, Calif. (Utah)
2	Vance Jackson	6-9	G/F	R-Jr.	1L	Pasadena, Calif. (UCONN)
23	Emmanuel Kuac	6-7	G	Fr.	HS	Calgary, Alberta, Canada (Kearns HS (Utah))
5	JaQuan Lyle	6-5	G	R-Sr.	TR	Evansville, Ind. (Ohio State)
10	Makuach Maluach	6-7	G/F	Jr.	2L	Sydney, Australia (Newington College)
1	Corey Manigault	6-9	F	Sr.	1L	Suitland, Md. (Pitt/Indian Hills CC)
0	Zane Martin	6-4	G	R-Jr.	TR	Philadelphia, Pa. (Towson)
3	Keith McGee	6-3	PG	R-Jr.	1L	Rochester, N.Y. (South Plains College)
20	Clay Patterson	6-1	G	R-So.	1L	Rio Rancho, N.M. (Fort Lewis)
4	Tavian Percy	6-6	G	So.	1L	Miami, Fla. (Pasadena HS (Calif.))
30	Kurt Wegscheider	6-4	G	Fr.	HS	Bangui, Central African Republic (NBA Academy Africa)

STARTERS RETURNING (3)

No.	Name	Pos.	GP-GS	Pts.	Reb.	Ast.	FG%	FT%
2	Vance Jackson	G/F	32-16	13.1	7.0	2.7	40.5%	65.0%
10	Makuach Maluach	G/F	32-28	9.9	4.0	1.9	38.3%	69.7%
15	Carlton Bragg Jr.	F	24-21	10.5	8.8	0.6	49.0%	64.5%

OTHER LETTERWINNERS RETURNING (5)


No.	Name	Pos.	GP-GS	Pts.	Reb.	Ast.	FG%	FT%
1	Corey Manigault	F	31-10	9.0	4.6	0.7	49.0	75.2
3	Keith McGee	G	29-12	9.1	1.4	1.8	44.5	79.5
4	Tavian Percy	G	23-6	1.3	0.9	0.4	29.4	55.6
20	Clay Patterson	G	3-0	0.7	1.0	0.3	00.0	100.0
33	Jordan Arroyo	F	12-2	1.4	1.1	0.0	77.8	33.3

STARTERS LOST (2)

No.	Name	Pos.	GP-GS	Pts.	Reb.	Ast.	FG%	FT%
14	Dane Kuiper	G	28-19	5.6	2.5	1.6	35.2	76.0
32	Anthony Mathis	G	32-21	14.4	2.2	2.1	41.1	88.8

OTHER LETTERWINNERS LOST (2) NEWCOMERS (7)

No.	Name	Pos.	No.	Name	Pos.	Exp.
15	Vladimir Pinchuk	F	0	Zane Martin	G	TR
22	Drue Drinnon	G	5	JaQuan Lyle	G	TR
			11	JJ Caldwell	G	TR
			12	Daniel Headdings	G	HS
			14	Vante Hendrix	G	TR
			23	Emmanuel Kuac	G	HS
			30	Kurt Wegscheider	G	HS



Paul Weir

21st Head Coach in UNM Program History
Career Record: 72-41

NOTEWORTHY :

- Named the 21st head coach in program history on April 11, 2017
- First basketball coach to serve as head coach for both New Mexico DI Institutions
- Led 2017-18 Lobos to third in the MW after the team was picked ninth
- Led NMSU to WAC Tournament Championship and NCAA Appearance
- Married to Alma Weir and has two sons, Theodore and Noah

COACHING EXPERIENCE

Head Coach:

New Mexico (2017-present) (44-35)

New Mexico State (2016-17) (28-6)

Associate Head Coach:

New Mexico State (2007-16)

Director of Basketball Operations:

University of Iowa (2005-07)

Assistant Coach:

Northwestern State (La.) (2004-05)

MORE NOTES ON COACH WEIR

- Weir's 28-6 record as a first-year head coach in 2016-17 at NMSU tied for the 10th-most wins by a Division I head coach in NCAA history
- His 28 wins in 2016-17 were the most in Division I for first-year head coaches
- Among those 28 wins was an NMSU school record 20-game win streak that was at the time the longest in the nation
- Has three master's degrees in health and human performance, sports psychology and business administration. Recently completed his doctorate
- Played at York University and became starting point-guard for the Lions as a freshman
- Weir arrived at NM State in 2007 after two seasons as the director of basketball operations at Iowa, where he served under former Lobo head coach Steve Alford

ALMA MATER

York (2004)

WHAT THEY ARE SAYING ABOUT PAUL WEIR

"New Mexico got a guy in Paul Weir that has paid his dues, and immediately showed he can get things done as the head coach. This hire makes sense because Weir knows the landscape and the expectations at UNM. He's a guy who can coach, recruit and connect with players. That's rare these days." - **Jeff Goodman, ESPN**

"Paul Weir handled the transition from assistant coach to head coach about as smoothly as it can be handled -- winning 28 games in his first year after being promoted at New Mexico State. It was similar to what Brad Stevens did immediately after being promoted at Butler. So the Lobos have hired an accomplished coach with a great reputation." - **Gary Parrish, CBS Sports**

2019-20 SEASON STATISTICS

RECORD:	OVERALL	HOME	AWAY	NEUTRAL
ALL GAMES	11-2	8-0	2-1	1-1
CONFERENCE	2-0	1-0	1-0	0-0
NON-CONFERENCE	9-2	7-0	1-1	1-1

##	Player	gp-gs	min	avg	Total		3-Point		F-Throw		Rebounds				pf	dq	a	to	blk	stl	pts	avg	
					fg-fga	fg%	3fg-fga	3fg%	ft-fga	ft%	off	def	tot	avg									
05	LYLE, JaQuan	13-13	443	34.1	71-154	.461	27-62	.435	63-81	.778	5	53	58	4.5	31	0	58	53	2	14	232	17.8	
15	BRAGG, Carlton	13-13	355	27.3	60-109	.550	3-5	.600	53-65	.815	46	95	141	10.8	35	1	10	21	18	15	176	13.5	
14	HENDRIX, Vante	1-0	18	18.0	4-8	.500	4-6	.667	0-0	.000	0	3	3	3.0	3	0	1	0	0	1	12	12.0	
10	MALUACH, Makuach	13-13	323	24.8	48-82	.585	10-30	.333	17-22	.773	10	26	36	2.8	17	0	13	22	3	9	123	9.5	
01	MANIGAULT, Corey	13-0	237	18.2	44-75	.587	0-1	.000	33-50	.660	21	31	52	4.0	22	0	7	17	5	8	121	9.3	
00	MARTIN, Zane	13-0	242	18.6	35-90	.389	7-28	.250	31-41	.756	3	23	26	2.0	31	0	22	29	1	12	108	8.3	
02	JACKSON, Vance	13-13	308	23.7	29-85	.341	12-51	.235	16-21	.762	9	39	48	3.7	26	0	12	22	4	9	86	6.6	
11	CALDWELL, JJ	13-13	408	31.4	26-55	.473	2-9	.222	22-29	.759	11	40	51	3.9	18	0	74	27	2	29	76	5.8	
03	MCGEE, Keith	13-0	163	12.5	25-50	.500	8-28	.286	1-4	.250	7	11	18	1.4	13	0	6	11	1	0	59	4.5	
30	WEGSCHEIDER, Kurt	4-0	11	2.8	4-5	.800	1-2	.500	0-1	.000	0	1	1	0.3	1	0	2	0	0	0	9	2.3	
04	PERCY, Tavian	9-0	71	7.9	7-9	.778	4-6	.667	0-0	.000	0	8	8	0.9	2	0	6	0	0	4	18	2.0	
33	ARROYO, Jordan	3-0	6	2.0	1-1	1.000	0-0	.000	0-2	.000	0	1	1	0.3	2	0	0	0	0	0	2	0.7	
20	PATTERSON, Clay	3-0	5	1.7	0-1	.000	0-1	.000	0-0	.000	0	0	0	0.0	0	0	0	0	0	0	0	0.0	
23	KUAC, Emmanuel	4-0	10	2.5	0-2	.000	0-1	.000	0-2	.000	4	1	5	1.3	1	0	1	1	0	0	0	0.0	
Team											12	30	42										
Total.....		0	2600	354-726	.488	78-230	.339	236-318	.742	128	362	490	0.0	202	1	212	203	36	101	1022	0.0		
Opponents.....		0	2600	343-801	.428	110-351	.313	119-183	.650	133	293	426	0.0	270	-	204	195	34	93	915	0.0		

TEAM STATISTICS	NM	OPP	Date	Opponent	Score	Att.
SCORING	1022	915	11/06/19	EASTERN N.M.	w 92-71	9501
Points per game	78.6	70.4	11/09/19	CSUN	w 97-70	10335
Scoring margin	+8.2	-	11/13/19	GREEN BAY	w 93-78	10137
FIELD GOALS-ATT	354-726	343-801	11/16/19	MCNEESE	w 90-80	10501
Field goal pct	.488	.428	11/19/19	at UTEP	L 63-66	6171
3 POINT FG-ATT	78-230	110-351	11/21/19	at New Mexico St.	w 78-77	7268
3-point FG pct	.339	.313	11/25/19	vs Auburn	L 59-84	6812
3-pt FG made per game	6.0	8.5	11/26/19	vs Wisconsin	w 59-50	0
FREE THROWS-ATT	236-318	119-183	12/01/19	MONTANA	w 72-63	10503
Free throw pct	.742	.650	* 12/04/19	BOISE ST.	w 80-78	10301
F-Throws made per game	18.2	9.2	* 12/07/19	at Wyoming	w 79-65	3659
REBOUNDS	490	426	12/14/19	NEW MEXICO ST.	w 69-62	14488
Rebounds per game	37.7	32.8	12/17/19	GRAND CANYON	w 91-71	10925
Rebounding margin	+4.9	-				
ASSISTS	212	204	* - MW game			
Assists per game	16.3	15.7				
TURNOVERS	203	195				
Turnovers per game	15.6	15.0				
Turnover margin	-0.6	-				
Assist/turnover ratio	1.0	1.0				
STEALS	101	93				
Steals per game	7.8	7.2				
BLOCKS	36	34				
Blocks per game	2.8	2.6				
ATTENDANCE	86691	23910				
Home games-Avg/Game	8-10836	3-5699				
Neutral site-Avg/Game	-	2-3406				

Score by Periods	1st	2nd	Totals
New Mexico	472	550	1022
Opponents	422	493	915

2019-20 Extended Season Statistics - All Games

RECORD:	OVERALL	HOME	AWAY	NEUTRAL
ALL GAMES	11-2	8-0	2-1	1-1
CONFERENCE	2-0	1-0	1-0	0-0
NON-CONFERENCE	9-2	7-0	1-1	1-1

##	Player	gp-gs	min	avg	Total		3-Point		F-Throw		Rebounds				pf	dq	a	a/g	to	to/g	a/to	blk	blk/g	stl	stl/g	pts	avg
					fg-fga	fg%	3fg-fga	3fg%	ft-fga	ft%	off	def	tot	avg													
05	LYLE, JaQuan	13-13	443	34.1	71-154	.461	27-62	.435	63-81	.778	5	53	58	4.5	31	0	58	4.46	53	4.08	1.09	2	0.15	14	1.08	232	17.8
15	BRAGG, Carlton	13-13	355	27.3	60-109	.550	3-5	.600	53-65	.815	46	95	141	10.8	35	1	10	0.77	21	1.62	0.48	18	1.38	15	1.15	176	13.5
14	HENDRIX, Vante	1-0	18	18.0	4-8	.500	4-6	.667	0-0	.000	0	3	3	3.0	3	0	1	1.00	0	0.00	99.00	0	0.00	1	1.00	12	12.0
10	MALUACH, Makuach	13-13	323	24.8	48-82	.585	10-30	.333	17-22	.773	10	26	36	2.8	17	0	13	1.00	22	1.69	0.59	3	0.23	9	0.69	123	9.5
01	MANIGAULT, Corey	13-0	237	18.2	44-75	.587	0-1	.000	33-50	.660	21	31	52	4.0	22	0	7	0.54	17	1.31	0.41	5	0.38	8	0.62	121	9.3
00	MARTIN, Zane	13-0	242	18.6	35-90	.389	7-28	.250	31-41	.756	3	23	26	2.0	31	0	22	1.69	29	2.23	0.76	1	0.08	12	0.92	108	8.3
02	JACKSON, Vance	13-13	308	23.7	29-85	.341	12-51	.235	16-21	.762	9	39	48	3.7	26	0	12	0.92	22	1.69	0.55	4	0.31	9	0.69	86	6.6
11	CALDWELL, JJ	13-13	408	31.4	26-55	.473	2-9	.222	22-29	.759	11	40	51	3.9	18	0	74	5.69	27	2.08	2.74	2	0.15	29	2.23	76	5.8
03	MCGEE, Keith	13-0	163	12.5	25-50	.500	8-28	.286	1-4	.250	7	11	18	1.4	13	0	6	0.46	11	0.85	0.55	1	0.08	0	0.00	59	4.5
30	WEGSCHEIDER, Kurt	4-0	11	2.8	4-5	.800	1-2	.500	0-1	.000	0	1	1	0.3	1	0	2	0.50	0	0.00	99.00	0	0.00	0	0.00	9	2.3
04	PERCY, Tavian	9-0	71	7.9	7-9	.778	4-6	.667	0-0	.000	0	8	8	0.9	2	0	6	0.67	0	0.00	99.00	0	0.00	4	0.44	18	2.0
33	ARROYO, Jordan	3-0	6	2.0	1-1	1.000	0-0	.000	0-2	.000	0	1	1	0.3	2	0	0	0.00	0	0.00	0.00	0	0.00	0	0.00	2	0.7
23	KUAC, Emmanuel	4-0	10	2.5	0-2	.000	0-1	.000	0-2	.000	4	1	5	1.3	1	0	1	0.25	1	0.25	1.00	0	0.00	0	0.00	0	0.0
20	PATTERSON, Clay	3-0	5	1.7	0-1	.000	0-1	.000	0-0	.000	0	0	0	0.0	0	0	0	0.00	0	0.00	0.00	0	0.00	0	0.00	0	0.0
Total.....		13	2600		354-726	.488	78-230	.339	236-318	.742	128	362	490	37.7	202	1	212	16.31	203	15.62	1.04	36	2.77	101	7.77	1022	78.6
Opponents.....		13	2600		343-801	.428	110-351	.313	119-183	.650	133	293	426	32.8	270	-	204	15.69	195	15.00	1.05	34	2.62	93	7.15	915	70.4

Score by Periods	1st	2nd	Totals
New Mexico	472	550	1022
Opponents	422	493	915

2019-20 SEASON STATISTICS

2019-20 Season Metrics

#	Player	Min	AST%	EFG%	TS%	Usg%	DRB%	ORB%	TRB%
33	ARROYO, Jordan	6	0.0	1.000	.532	15.2	17.5	0.0	9.5
15	BRAGG, Carlton	355	5.5	.564	.640	21.7	28.1	16.0	22.5
11	CALDWELL, JJ	408	29.4	.491	.561	11.3	10.3	3.3	7.1
14	HENDRIX, Vante	18	12.1	.750	.750	21.6	17.5	0.0	9.5
02	JACKSON, Vance	308	6.6	.412	.456	18.4	13.3	3.6	8.8
23	KUAC, Emmanuel	10	14.7	.000	.000	18.9	10.5	49.4	28.4
05	LYLE, JaQuan	443	25.2	.549	.612	26.6	12.6	1.4	7.4
10	MALUACH, Makuach	323	7.6	.646	.671	17.1	8.5	3.8	6.3
01	MANIGAULT, Corey	237	6.0	.587	.624	23.4	13.7	10.9	12.5
00	MARTIN, Zane	242	17.0	.428	.500	27.5	10.0	1.5	6.1
03	MCGEE, Keith	163	7.0	.580	.570	18.7	7.1	5.3	6.3
20	PATTERSON, Clay	5	0.0	.000	.000	9.7	0.0	0.0	0.0
04	PERCY, Tavian	71	14.5	1.000	1.000	6.2	11.8	0.0	6.4
30	WEGSCHEIDER, Kurt	11	57.3	.900	.827	24.1	9.6	0.0	5.2

Estimated possessions: 955.1

Team offensive rating (ORtg): 107.0

Team defensive rating (DRtg): 95.8

AST% - An estimate of the pct of teammate field goals assisted while on the floor

EFG% - Effective FG% (adjusts to include additional points from 3FGs)

TS% - True Shooting% (takes into account field goals, 3-point field goals, and free throws)

Usg% - An estimate of the pct of team plays used while on the floor

DRB% - An estimate of the pct of available defensive rebounds grabbed while on the floor

ORB% - An estimate of the pct of available offensive rebounds grabbed while on the floor

TRB% - An estimate of the pct of all available rebounds grabbed while on the floor

ORtg - Offensive rating - points scored per 100 possessions

DRtg - Defensive rating - points allowed per 100 possessions

2019-20 Team Game-by-Game

Opponent	Date	Score		Total		3-Pointers		Free throws		Rebounds				pf	a	t/o	blk	stl	pts	avg
				fg-fga	pct	3fg-fga	pct	ft-fta	pct	off	def	tot	avg							
EASTERN N.M.	11/06/19	92-71	W	33-55	.600	7-20	.350	19-26	.731	3	33	36	36.0	19	22	21	7	6	92	92.0
CSUN	11/09/19	97-70	W	36-60	.600	6-16	.375	19-26	.731	8	28	36	36.0	16	22	12	3	6	97	94.5
GREEN BAY	11/13/19	93-78	W	31-65	.477	9-22	.409	22-28	.786	10	37	47	39.7	13	18	18	2	10	93	94.0
MCNEESE	11/16/19	90-80	W	28-59	.475	8-20	.400	26-35	.743	14	24	38	39.2	15	22	15	2	17	90	93.0
at UTEP	11/19/19	63-66	L	19-49	.388	5-19	.263	20-31	.645	9	27	36	38.6	14	7	18	2	7	63	87.0
at New Mexico St.	11/21/19	78-77	W	28-52	.538	4-15	.267	18-24	.750	8	21	29	37.0	16	10	16	1	7	78	85.5
vs Auburn	11/25/19	59-84	L	25-62	.403	4-19	.211	5-9	.556	14	29	43	37.9	20	15	24	1	6	59	81.7
vs Wisconsin	11/26/19	59-50	W	22-50	.440	3-13	.231	12-15	.800	8	26	34	37.4	17	13	13	1	3	59	78.9
MONTANA	12/01/19	72-63	W	22-51	.431	6-13	.462	22-35	.629	11	32	43	38.0	15	15	9	5	3	72	78.1
BOISE ST.	12/04/19	80-78	W	29-57	.509	3-14	.214	19-25	.760	10	22	32	37.4	14	19	6	5	7	80	78.3
at Wyoming	12/07/19	79-65	W	29-60	.483	5-17	.294	16-20	.800	12	35	47	38.3	15	15	19	4	10	79	78.4
NEW MEXICO ST.	12/14/19	69-62	W	21-50	.420	4-16	.250	23-28	.821	10	23	33	37.8	12	11	16	2	14	69	77.6
GRAND CANYON	12/17/19	91-71	W	31-56	.554	14-26	.538	15-16	.938	11	25	36	37.7	16	23	16	1	5	91	78.6
New Mexico		1022		354-726	.488	78-230	.339	236-318	.742	128	362	490	37.7	202	212	203	36	101	1022	78.6
Opponents		915		343-801	.428	110-351	.313	119-183	.650	133	293	426	32.8	270	204	195	34	93	915	70.4

Games played: 13
 Points/game: 78.6
 FG Pct: 48.8
 3FG Pct: 33.9
 FT Pct: 74.2

Rebounds/game: 37.7
 Assists/game: 16.3
 Turnovers/game: 15.6
 Assist/turnover ratio: 1.0
 Steals/game: 7.8
 Blocks/game: 2.8

2019-20 Opponent Game-by-Game

Opponent	Date	Score		Total		3-Pointers		Free throws		Rebounds				pf	a	t/o	blk	stl	pts	avg
				fg-fga	pct	3fg-fga	pct	ft-fta	pct	off	def	tot	avg							
EASTERN N.M.	11/06/19	92-71	W	25-67	.373	8-24	.333	13-20	.650	14	23	37	37.0	21	12	22	1	9	71	71.0
CSUN	11/09/19	97-70	W	28-63	.444	8-23	.348	6-13	.462	11	19	30	33.5	25	17	16	2	3	70	70.5
GREEN BAY	11/13/19	93-78	W	30-75	.400	10-33	.303	8-11	.727	9	29	38	35.0	23	22	16	2	6	78	73.0
MCNEESE	11/16/19	90-80	W	28-55	.509	13-29	.448	11-14	.786	6	21	27	33.0	25	24	22	7	7	80	74.8
at UTEP	11/19/19	63-66	L	24-56	.429	7-28	.250	11-13	.846	6	25	31	32.6	21	14	16	2	9	66	73.0
at New Mexico St.	11/21/19	78-77	W	28-64	.438	7-33	.212	14-18	.778	15	22	37	33.3	21	17	14	0	7	77	73.7
vs Auburn	11/25/19	59-84	L	32-76	.421	12-38	.316	8-20	.400	19	26	45	35.0	16	18	10	6	14	84	75.1
vs Wisconsin	11/26/19	59-50	W	18-53	.340	2-26	.077	12-16	.750	12	22	34	34.9	16	6	14	1	5	50	72.0
MONTANA	12/01/19	72-63	W	26-60	.433	7-22	.318	4-7	.571	4	27	31	34.4	29	12	6	5	5	63	71.0
BOISE ST.	12/04/19	80-78	W	27-53	.509	14-28	.500	10-14	.714	7	21	28	33.8	20	19	12	2	1	78	71.7
at Wyoming	12/07/19	79-65	W	24-64	.375	10-28	.357	7-12	.583	8	21	29	33.4	17	12	13	0	9	65	71.1
NEW MEXICO ST.	12/14/19	69-62	W	24-55	.436	10-28	.357	4-10	.400	12	23	35	33.5	21	17	22	5	10	62	70.3
GRAND CANYON	12/17/19	91-71	W	29-60	.483	2-11	.182	11-15	.733	10	14	24	32.8	15	14	12	1	8	71	70.4
Opponents		915		343-801	.428	110-351	.313	119-183	.650	133	293	426	32.8	270	204	195	34	93	915	70.4
New Mexico		1022		354-726	.488	78-230	.339	236-318	.742	128	362	490	37.7	202	212	203	36	101	1022	78.6

Games played: 13
 Points/game: 70.4
 FG Pct: 42.8
 3FG Pct: 31.3
 FT Pct: 65.0

Rebounds/game: 32.8
 Assists/game: 15.7
 Turnovers/game: 15.0
 Assist/turnover ratio: 1.0
 Steals/game: 7.2
 Blocks/game: 2.6

2019-20 SEASON STATISTICS

2019-20 Game-by-Game Highs

Opponent	Date	Score	Points	Rebounds	Assists	Steals	Blocked shots
EASTERN N.M.	11/06/19	92-71	16-MALUACH, Makua	6-BRAGG, Carlton CALDWELL, JJ MARTIN, Zane	11-LYLE, JaQuan	2-CALDWELL, JJ	3-MANIGAULT, Core
CSUN	11/09/19	97-70	18-LYLE, JaQuan	8-MALUACH, Makua	5-MARTIN, Zane LYLE, JaQuan	2-MANIGAULT, Core PERCY, Tavian	1-MALUACH, Makua JACKSON, Vance BRAGG, Carlton
GREEN BAY	11/13/19	93-78	31-LYLE, JaQuan	16-BRAGG, Carlton	6-CALDWELL, JJ	4-CALDWELL, JJ	1-MANIGAULT, Core BRAGG, Carlton
MCNEESE at UTEP	11/16/19 11/19/19	90-80 63-66	24-MANIGAULT, Core 19-LYLE, JaQuan	18-BRAGG, Carlton 9-BRAGG, Carlton	10-CALDWELL, JJ 4-LYLE, JaQuan	5-BRAGG, Carlton 3-CALDWELL, JJ	2-BRAGG, Carlton 1-CALDWELL, JJ BRAGG, Carlton
at New Mexico St. vs Auburn vs Wisconsin	11/21/19 11/25/19 11/26/19	78-77 59-84 59-50	24-LYLE, JaQuan 14-MALUACH, Makua 14-LYLE, JaQuan	7-JACKSON, Vance 8-JACKSON, Vance 9-LYLE, JaQuan	7-CALDWELL, JJ 6-CALDWELL, JJ 3-MARTIN, Zane CALDWELL, JJ	4-BRAGG, Carlton 4-CALDWELL, JJ 1-JACKSON, Vance MARTIN, Zane MALUACH, Makuac	1-BRAGG, Carlton 1-BRAGG, Carlton 1-BRAGG, Carlton
MONTANA BOISE ST.	12/01/19 12/04/19	72-63 80-78	20-BRAGG, Carlton 31-LYLE, JaQuan	14-BRAGG, Carlton 9-BRAGG, Carlton	5-CALDWELL, JJ 7-CALDWELL, JJ	3-CALDWELL, JJ 2-LYLE, JaQuan MALUACH, Makuac	2-BRAGG, Carlton 2-BRAGG, Carlton
at Wyoming NEW MEXICO ST.	12/07/19 12/14/19	79-65 69-62	18-MANIGAULT, Core 17-BRAGG, Carlton	15-BRAGG, Carlton 17-BRAGG, Carlton	9-CALDWELL, JJ 5-LYLE, JaQuan	3-CALDWELL, JJ 4-BRAGG, Carlton	3-BRAGG, Carlton 1-LYLE, JaQuan BRAGG, Carlton
GRAND CANYON	12/17/19	91-71	21-LYLE, JaQuan	14-BRAGG, Carlton	9-CALDWELL, JJ	2-LYLE, JaQuan CALDWELL, JJ	1-JACKSON, Vance

LAST TIME OUT

DEC. 17, 2019 - NEW MEXICO 91, GRAND CANYON 71 - Albuquerque, N.M.

Lobos Extend Win Streak to Six; Top GCU by 20

ALBUQUERQUE, N.M. --- The University of New Mexico men's basketball team extended its win streak to six on Tuesday evening with a 91-71 rout of the visiting Grand Canyon 'Lopes (4-8). The contest marked the fifth time this season that the Lobo offense has reached 90 points.

With the victory, the Lobos improve to 11-2 overall to continue UNM's best start to the season since the 2012-13 season. In addition, UNM is now 8-0 at home inside Dreamstyle Arena - The Pit and 5-0 to open December.

The Lobos were led by a pair of 20 point scorers marking the first time since Nov. 17, 2018 against NM State that the Lobos have had a pair of players score 20+ points. Tuesday night, it was redshirt-seniors JaQuan Lyle who led with 21 points, followed by classmate Carlton Bragg Jr. who registered 20 points and 14 rebounds for his fourth double-double in the last five games.

Bragg went 7-for-10 from the floor and a perfect 2-for-2 from behind the arc for just his second and third career 3-pointers. He also registered a perfect 4-for-4 mark from the free throw line and an assist while Lyle was 6-for-9 from the floor, 4-for-5 from three and a perfect 5-for-5 from the stripe with six assists and a pair of steals.

The Lobos also debuted a new weapon on Tuesday night in Vante Hendrix, the Utah transfer who was declared eligible to play prior to Tuesday evening's contest. Hendrix tallied 12 points, all in the second half and all from behind the arc. He finished 4-for-6 from 3-point range.

Hendrix marked the third of five Lobos to score in double figures Tuesday including redshirt-juniors Vance Jackson (12) and Zane Martin (11). Jackson's 12 points marked a season high.

Overall, the Lobos outshot the 'Lopes 55.4 - 48.3 from the floor and 53.8 - 18.2 percent from 3-point range. UNM went a season-best 14-for-26 from behind the arc marking the most threes UNM has fired this season and the second time this season that the Lobos have scored more from 3-point range than their opponent (Grand Canyon made just two threes on the night, 2-11).

The Lobos also outrebounded 36-24 and capitalized on 12 GCU turnovers for 20 points.

GCU led for just 1:18 of the contest in the early minutes of the game. UNM got out by as many as three before a 6-1 run put the 'Lopes on top by two, 10-8, at the 13:40 mark.

The Lobos quickly rebounded however, with a 12-0 run that was started by a Lyle three, included a pair of Bragg dunks and was capped by a Bragg three. Bragg netted seven points in the run that put UNM up by double digits for the first time, 20-10.

UNM continued its dominating performance throughout the remainder of the first half before an 11-point UNM advantage (31-20) was whittled down to a four-point lead with 52 seconds left in the first half. GCU used a 7-0 run to close the gap to 31-27 but UNM worked the lead back to six, 37-31, at the break.

The Lobos exploded out of the second half with a 6-0 run on a pair of threes from Lyle and Jackson to make it a 12-point game, 43-31.

GCU got the contest back within eight 3:29 later before the Lobos embarked on a massive 11-0 run that was sparked by a dunk from junior Makuach Maluach followed by a free throw and a trio of threes from Lyle, Martin and Hendrix within 3:46.

The spurt put the Lobos up by 20, 59-39 with 12:25 left to play.

UNM held at least a 13-point lead for the rest of the matchup en route to the 20-point victory.

The Lobos have two more home contests before heading back out on the road. UNM is set to take on Houston Baptist on Sunday, Dec. 22 at 12:30 p.m. inside Dreamstyle Arena - The Pit.

		Official Basketball Box Score -- Game Totals -- Final Statistics																																		
		Grand Canyon vs New Mexico																																		
		12/17/19 7:00 pm at Dreamstyle Arena - The Pit																																		
		Grand Canyon 71 • 4-9, 0-0 WAC																																		
#	Player	Total		3-Ptr		Rebounds		PF	TP	A	TO	Blk	Stl	Min																						
		FG-FGA	FG-FGA	FT-FTA	Off	Def	Tot																													
25	Alessandro Lever	c	9-10	0-1	0-0	4	7	11	3	18	2	1	0	1	38																					
01	Isiah Brown	g	2-6	0-2	0-0	2	1	3	2	4	3	2	0	1	24																					
03	Mikey Dixon	g	3-14	0-2	4-6	0	1	1	3	10	0	1	0	1	37																					
10	Jovan Blacksher Jr.	g	5-10	0-1	2-3	2	1	3	2	12	8	5	1	3	37																					
23	Carlos Johnson	g	8-14	2-4	5-6	0	2	2	3	23	1	1	0	0	37																					
05	Louis Bangai	g	0-0	0-0	0-0	0	0	0	0	0	0	0	0	0	1																					
13	Lorenzo Jenkins	g	1-3	0-0	0-0	1	0	1	2	2	0	0	0	1	17																					
15	Raef Gerdes	g	0-0	0-0	0-0	0	0	0	0	0	0	0	0	0	1																					
24	Bryce Okpoh	g	1-2	0-0	0-0	0	0	0	0	2	0	0	0	1	7																					
31	Ethan Spry	g	0-1	0-1	0-0	0	0	0	0	0	0	0	0	0	1																					
Team						1	2	3			2																									
Totals			29-60	2-11	11-15	10	14	24	15	71	14	12	1	8	200																					
FG % 1st Half:		14-30	46.7%	2nd half:	15-30	50.0%	Game:		29-60	48.3%					Deadball																					
3FG % 1st Half:		1-8	12.5%	2nd half:	1-3	33.3%	Game:		2-11	18.2%					Rebounds																					
FT % 1st Half:		2-3	66.7%	2nd half:	9-12	75.0%	Game:		11-15	73.3%					0.1																					
		New Mexico 91 • 11-2, 2-0 MW																																		
#	Player	Total		3-Ptr		Rebounds		PF	TP	A	TO	Blk	Stl	Min																						
		FG-FGA	FG-FGA	FT-FTA	Off	Def	Tot																													
15	BRAGG, Carlton	f	7-10	2-2	4-4	5	9	14	3	20	1	3	0	0	34																					
02	JACKSON, Vance	g	5-8	2-5	0-0	1	0	1	1	12	1	1	1	0	26																					
05	LYLE, JaQuan	g	6-9	4-5	5-5	0	3	3	2	21	6	5	0	2	34																					
10	MALUACH, Makuach	g	2-6	1-3	0-1	2	2	4	0	5	1	2	0	0	17																					
11	CALDWELL, JJ	g	1-3	0-1	2-2	1	0	1	1	4	9	0	0	2	31																					
00	MARTIN, Zane	g	4-7	1-3	2-2	0	3	3	2	11	3	3	0	0	19																					
01	MANIGAULT, Corey	g	0-2	0-0	2-2	1	0	1	0	2	0	1	0	0	8																					
03	MCGEE, Keith	g	1-2	0-1	0-0	0	2	2	3	2	0	1	0	0	8																					
14	HENDRIX, Vante	g	4-8	4-6	0-0	0	3	3	3	12	1	0	0	1	18																					
20	PATTERSON, Clay	g	0-0	0-0	0-0	0	0	0	0	0	0	0	0	0	1																					
23	KUAC, Emmanuel	g	0-0	0-0	0-0	0	0	0	0	0	0	0	0	0	1																					
30	WEGSCHEIDER, Kurt	g	0-0	0-0	0-0	0	1	1	0	0	1	0	0	0	2																					
33	ARROYO, Jordan	g	1-1	0-0	0-0	0	0	0	1	2	0	0	0	0	1																					
Team						1	2	3																												
Totals			31-56	14-26	15-16	11	25	36	16	91	23	16	1	5	200																					
FG % 1st Half:		12-23	52.2%	2nd half:	19-33	57.6%	Game:		31-56	55.4%					Deadball																					
3FG % 1st Half:		4-9	44.4%	2nd half:	10-17	58.8%	Game:		14-26	53.8%					Rebounds																					
FT % 1st Half:		9-9	100.0%	2nd half:	6-7	85.7%	Game:		15-16	93.8%					0																					
		Officials: Deldre Carr, Kevin Brill, John Higgins																																		
		Technical fouls: Grand Canyon-Alessandro Lever, New Mexico-None.																																		
		Attendance: 10925																																		
		2019-20 Men's Basketball, Round: 0, Grand Canyon vs New Mexico, Played at Dreamstyle Arena																																		
		<table border="1"> <thead> <tr> <th>Score by periods</th> <th>1st</th> <th>2nd</th> <th>Total</th> </tr> </thead> <tbody> <tr> <td>Grand Canyon</td> <td>31</td> <td>40</td> <td>71</td> </tr> <tr> <td>New Mexico</td> <td>37</td> <td>54</td> <td>91</td> </tr> </tbody> </table>														Score by periods	1st	2nd	Total	Grand Canyon	31	40	71	New Mexico	37	54	91									
Score by periods	1st	2nd	Total																																	
Grand Canyon	31	40	71																																	
New Mexico	37	54	91																																	
		<table border="1"> <thead> <tr> <th></th> <th>Points</th> <th>In Paint</th> <th>Off T/O</th> <th>2nd Chance</th> <th>Fast Break</th> <th>Bench</th> </tr> </thead> <tbody> <tr> <td>Grand Canyon</td> <td>42</td> <td>11</td> <td>10</td> <td>10</td> <td>12</td> <td>4</td> </tr> <tr> <td>New Mexico</td> <td>32</td> <td>20</td> <td>14</td> <td>16</td> <td>16</td> <td>29</td> </tr> </tbody> </table>															Points	In Paint	Off T/O	2nd Chance	Fast Break	Bench	Grand Canyon	42	11	10	10	12	4	New Mexico	32	20	14	16	16	29
	Points	In Paint	Off T/O	2nd Chance	Fast Break	Bench																														
Grand Canyon	42	11	10	10	12	4																														
New Mexico	32	20	14	16	16	29																														
		Last FG - GCU 2nd-00:44, NM 2nd-00:17.																																		
		Largest lead - GCU by 2 1st-13:40, NM by 22 2nd-02:38.																																		
		GCU led for 01:18, NM led for 38:27, Game was tied for 02:15.																																		
		Score tied - 3 times.																																		
		Lead changed - 2 times.																																		

OPPONENT NUMERICAL ROSTER/STATS

HOUSTON BAPTIST 2019-20 ROSTER

No.	Name	Pos.	Ht.	Wt.	Cl.	Hometown/Previous School
0	Ian DuBose	G	6-4	210	Jr.	Durham, N.C./Ravenscroft School
2	Qon Murphy	G	6-5	190	So.	Cornelius, N.C./Cannon School
3	Jackson Stent	F	6-8	215	Sr.	Christchurch, New Zealand/Casper College
4	Myles Pierre	G	6-2	190	Fr.	Charlotte, N.C./Carmel Christian
5	Hunter Janacek	G	6-5	185	Jr.	Houston, Texas/Angelina College
10	Ty Dalton	G/F	6-4	215	Jr.	Houston, Texas/Colby Community College
11	Jason Thompson	F	6-7	195	Fr.	Charlotte, N.C./United Faith Christian Academy
13	Philip McKenzie	F	6-5	205	Jr.	Nassau, Bahamas/Cannon School
14	Andre Charles Jr.	G	6-0	170	So.	Houston, Texas/Cypress Ranch
20	Nick Jones	F	6-6	205	Jr.	Houston, Texas/Cristo Rey Jesuit
21	Noah Thomasson	G	6-3	180	Fr.	Richmond, Texas/George Ranch
22	Jalon Gates	G	6-0	160	Sr.	Selma, Texas/Clemens
32	Benjamin Uloko	F	6-7	265	So.	Clemmons, N.C./West Forsyth
34	Zach Iyeyemi	C	6-9	280	Fr.	Cypress, Texas/Cy-Fair
50	Ryan Gomes	C	6-10	250	Jr.	Westminster, Md./Mount Saint Mary's

HOUSTON BAPTIST 2019-20 STATISTICS

Game Records

Record	Overall	Home	Away	Neutral
ALL GAMES	0-9	0-1	0-7	0-1
CONFERENCE	0-1	0-0	0-1	0-0
NON-CONFERENCE	0-8	0-1	0-6	0-1

Score by Periods

Team	1st	2nd	OT	TOT
Houston Baptist	325	353	0	678
Opponents	444	461	0	905

Team Box Score

No.	Player	GP-GS	MIN	AVG	Total			3-Point		F-Throw		Rebounds					PF	DQ	A	TO	BLK	STL	PTS	AVG
					FG-FGA	FG%	3FG-FGA	3FG%	FT-FTA	FT%	OFF	DEF	TOT	AVG										
0	DUBOSE, Ian	9-9	290:32	32.3	48-131	.366	14-47	.298	39-52	.750	21	35	56	6.2	26	1	24	27	0	13	149	16.6		
22	GATES, Jalon	9-9	248:08	27.6	48-110	.436	32-80	.400	18-22	.818	6	17	23	2.6	15	0	5	4	0	6	146	16.2		
4	PIERRE, Myles	9-9	228:52	25.4	30-78	.385	12-31	.387	7-17	.412	13	23	36	4.0	22	0	21	36	2	6	79	8.8		
10	DALTON, Ty	9-9	245:36	27.3	24-51	.471	9-14	.643	11-18	.611	7	37	44	4.9	19	1	29	20	1	12	68	7.6		
2	MURPHY, Qon	9-0	168:58	18.8	26-71	.366	8-21	.381	8-16	.500	4	18	22	2.4	18	0	9	12	2	5	68	7.6		
3	STENT, Jackson	9-0	138:16	15.4	19-32	.594	5-16	.313	2-8	.250	10	9	19	2.1	22	1	7	8	1	2	45	5.0		
50	GOMES, Ryan	9-8	147:56	16.4	18-42	.429	0-1	.000	7-10	.700	12	22	34	3.8	23	1	10	7	8	4	43	4.8		
21	THOMASSON, Noah	7-0	54:27	7.8	5-18	.278	2-5	.400	11-11	1.000	1	6	7	1.0	4	0	0	5	0	2	23	3.3		
32	ULOKO, Benjamin	6-1	69:11	11.5	9-19	.474	0-0	.000	0-0	.000	4	5	9	1.5	10	0	2	11	2	0	18	3.0		
13	MCKENZIE, Philip	9-0	113:55	12.7	6-18	.333	0-2	.000	7-10	.700	9	12	21	2.3	5	0	5	8	0	2	19	2.1		
34	IYAYEMI, Zach	7-0	61:26	8.8	5-16	.313	0-0	.000	4-4	1.000	3	3	6	0.9	20	1	1	13	1	1	14	2.0		
14	CHARLES JR., Andre	5-0	13:59	2.8	0-3	.000	0-3	.000	3-3	1.000	0	1	1	0.2	0	0	0	0	0	0	3	0.6		
20	JONES, Nick	6-0	18:44	3.1	1-4	.250	0-0	.000	1-2	.500	2	2	4	0.7	3	0	1	1	0	0	3	0.5		
Team											19	16	35				1							
Total		9			239-593	.403	82-220	.373	118-173	.682	111	206	317	35.2	187	5	114	154	17	53	678	75.3		
Opponents		9			326-610	.534	82-201	.408	171-233	.734	115	272	387	43.0	164	-	204	123	43	85	905	100.6		

Team Statistics

	HBU	OPP
Scoring	678	905
Points per game	75.3	100.6
Scoring margin	-25.3	-
Field goals-att	239-593	326-610
Field goal pct	.403	.534
3 point fg-att	82-220	82-201
3-point FG pct	.373	.408
3-pt FG made per game	9.1	9.1
Free throws-att	118-173	171-233
Free throw pct	.682	.734
F-Throws made per game	13.1	19.0
Rebounds	317	387
Rebounds per game	35.2	43.0
Rebounding margin	-7.8	-
Assists	114	204
Assists per game	12.7	22.7
Turnovers	154	123
Turnovers per game	17.1	13.7
Turnover margin	-3.4	-
Assist/turnover ratio	0.7	1.7
Steals	53	85
Steals per game	5.9	9.4
Blocks	17	43
Blocks per game	1.9	4.8
Winning streak	0	-
Home win streak	0	-
Attendance	605	43583
Home games-Avg/Game	1-605	7-6226
Neutral site-Avg/Game	-	1-4535

Team Results

Date	Opponent	Score	Att.
11/05/19	at Tulsa	L 72-80	5607
11/08/19	at Oral Roberts	L 81-95	2159
11/13/19	vs Texas Tech	L 74-103	4535
11/22/19	at Michigan	L 68-111	12707
11/26/19	at Houston	L 73-112	5862
12/03/19	at Dayton	L 68-99	13166
12/07/19	Samford	L 90-113	605
12/14/19	at Rice	L 84-96	1725
12/18/19	at SFA	L 68-96	2357

OPPONENT'S LAST TIME OUT

DEC. 18, 2019 · HOUSTON BAPTIST 96, STEPHEN F AUSTIN 68 - Nacogdoches, Texas

Huskies Fall in Southland Opener

NACOGDOCHES, Texas – HBU men's basketball dropped its Southland Conference opener on Wednesday evening, falling to Stephen F. Austin 96-68 inside Johnson Coliseum.

HBU (0-9, 0-1 SLC) was led by junior Ian DuBose who finished with 14 points while adding four assists and three rebounds. Freshman Myles Pierre dished out a career-high six assists to go along with 10 points and three rebounds while Noah Thomasson set a new career-best with 10 points off the bench. Jalon Gates led the team with five rebounds.

The Huskies finished the night shooting 45 percent (9-of-20) from beyond the arc and 33.3 percent (21-of-63) from the floor. SFA (9-2, 1-0 SLC) reached the foul line 35 times, making 27 of their free throw, while HBU attempted just 20 from the charity stripe, connecting on 17. The Lumberjacks held a 48-35 advantage on the boards. Kevon Harris led all players with 18 points.

SFA got out to a 7-2 lead but a Gates three pulled the Huskies within two. The Lumberjacks scored the next four to lead by six but DuBose scored the next four points with a pair of free throws and a jumper to make it 11-9 just over five minutes into the game. HBU again went down by five but a Ryan Gomes layup brought the score to 17-14. SFA then went on a 23-6 run over an eight minute span before taking a 48-26 lead into halftime. The Huskies were then out-scored 48-42 in the second half.

The Huskies will play their final non-conference game of the season on Sunday, Dec. 22, afternoon when they visit Dreamstyle Arena – The Pit in Albuquerque, N.M. to take on the New Mexico Lobos at 1:30 p.m. CST.

NCAA															Houston Baptist at Stephen F. Austin										Game Time: 12:30 AM										
															12/19/19 William R. Johnson Coliseum, Nacogdoches										Game Duration: 2:01										
															2019-20 Men's Basketball										Attendance: 2,357										
Houston Baptist - 68															Record: 0-9 (0-1)										Officials:										
NO.	Name	Min	FG	3P	FT	Rebounds	Fouls	TP	AS	TO	ST	Blocks	+/-	Shooting By Period																					
32	Benjamin Uko	08:01	1-2	0-0	0-0	0	1	1	4	1	2	1	0	0	1st FG%: 8-31 25.8%																				
0	Ian DuBose	G 36:44	4-14	0-2	6-6	1	2	3	4	4	14	4	3	2	0	1st 3PT%: 3-9 33.3%																			
4	Myles Pierre	G 30:16	3-10	2-5	2-3	1	2	3	3	5	10	6	8	1	0	1st FT%: 7-9 77.8%																			
10	Ty Dalton	G 25:15	3-6	2-3	0-0	0	2	2	1	1	8	0	2	2	0	2nd FG%: 13-32 40.6%																			
22	Jalon Gates	G 25:52	1-8	1-5	2-2	0	5	5	0	2	5	2	1	0	0	2nd 3PT%: 6-11 54.5%																			
3	Jackson Stent	12:55	2-2	2-2	0-0	1	0	1	5	1	6	0	1	0	0	FT%: 10-11 90.9%																			
50	Ryan Gomes	14:02	2-3	0-0	0-0	2	2	4	3	0	4	0	0	2	0	GM FG%: 21-63 33.3%																			
2	Quon Murphy	09:56	1-5	1-2	1-2	1	1	2	0	1	4	0	2	0	0	3PT%: 9-20 45.0%																			
13	Philp McKenzie	11:14	1-3	0-0	1-2	0	2	2	2	3	0	0	0	0	1	FT%: 17-20 85.0%																			
34	Zach Iyeyemi	10:32	1-5	0-0	0-0	0	1	1	4	0	2	0	0	0	0	Dead Ball Rebounds: 0-0																			
20	Nick Jones	03:08	0-1	0-0	0-0	2	0	2	1	0	0	0	1	0	0																				
21	Noah Thomasson	12:05	2-4	1-1	5-5	0	2	2	1	3	10	0	1	2	0																				
Team						5			2			7																							
Totals			21-63			9-20			17-20			13			22			7			3			9			28								
															Technical Fouls: NONE																				
Stephen F. Austin - 96															Record: 9-2 (1-0)										Officials:										
NO.	Name	Min	FG	3P	FT	Rebounds	Fouls	TP	AS	TO	ST	Blocks	+/-	Shooting By Period																					
14	Gavin Kansmil	F 22:30	5-7	0-0	6-8	2	4	6	2	7	16	1	2	1	2	2	1st FG%: 19-34 52.9%																		
23	Nathan Bain	F 16:36	2-6	0-0	3-3	2	3	5	1	2	7	2	1	0	1	0	1st 3PT%: 2-9 22.2%																		
1	Kevon Harris	G 24:42	6-10	1-3	5-5	0	7	7	2	4	18	2	3	1	1	0	1st FT%: 10-13 76.9%																		
2	Roli Ware	G 20:34	0-5	0-2	1-2	1	6	7	0	1	1	1	0	1	0	0	2nd FG%: 14-31 45.2%																		
10	John Comeaux	G 21:10	3-5	0-1	2-2	0	3	3	2	3	8	4	0	4	0	0	2nd 3PT%: 3-7 42.9%																		
12	Charlie Daniels	23:07	4-6	0-0	5-8	1	3	4	0	5	13	0	1	0	4	0	FT%: 17-22 77.3%																		
3	Cameron Johnson	13:50	2-4	1-2	2-2	1	2	3	2	1	7	1	2	1	0	0	GM FG%: 32-65 49.2%																		
13	Calvin Solomon	04:27	1-2	0-0	1-1	1	0	1	3	2	3	0	2	0	0	0	3PT%: 5-16 31.3%																		
0	Sam'Zha Hart	13:20	3-5	0-0	1-2	2	2	4	1	2	7	3	0	0	1	1	FT%: 27-35 77.1%																		
11	Oddyist Walker	19:00	3-6	2-4	1-2	3	0	3	2	1	9	2	1	0	0	0	Dead Ball Rebounds: 0-0																		
4	David Kachelries	15:03	1-5	0-2	0-0	0	1	1	3	0	2	3	1	1	0	0																			
24	Tyler Zivney	05:41	2-4	1-2	0-0	1	1	2	2	0	5	1	1	0	0	0																			
Team						2			0			2																							
Totals			32-65			5-16			27-35			16			32			48			20			16			9			3			28		
															Technical Fouls: NONE																				
		HBU		SFA		Points from		HBU		SFA		Period by Period Scoring																							
Biggest lead		2 (1st 18:38)		31 (2nd 11:13)		Turnovers		12		26		1st		2nd		TOT																			
Best Scoring Run		8 (2nd 14:18)		12 (1st 4:36)		Paint		22		52		HBU		26		42		68																	
Lead Changes		1		1		Second Chance		6		18		SFA		48		48		96																	
Times Tied		0		0		Fast Breaks		8		29																									
Time with Lead		00:10		38:28		Bench		29		46																									

LAST TIME THEY MET ...

NOV. 14, 2016 - NEW MEXICO 95, HOUSTON BAPTIST 79 - Albuquerque, N.M.

Williams' Career Night Pushes Lobos Past Huskies, 95-79

ALBUQUERQUE, N.M. – Lobo senior Tim Williams went off for a career high 31 points to lead the University of New Mexico men's basketball team past Houston Baptist Monday night, 95-79 in WisePies Arena – The Pit.

"Tim Williams had an outstanding night," said head coach Craig Neal. "...probably one of the best nights he's had."

Williams finished 10-for-11 from the field and 11-for-12 from the free throw line. He also tallied 11 rebounds for his second straight double-double of the season. The double-double marks eighth in his career.

"We have a lot of talent and they're learning," Neal said. "We'll continue to be positive with those guys and they'll grow. I thought that we were able to play a lot of guys. All in all, I think our guys are trying. We just got to get better."

"I just tried to be efficient," said Williams. "Coach Neal did a great job of putting me in position to score, so did the guards, they were looking for me."

Along with Williams, true freshman Jalen Harris stepped up tonight, coming off the bench and finishing with 13 points. He was 4-for-4 from the field and 4-for-6 from the foul line. He dished out four assists and picked up a steal in 23 minutes of play. Junior Xavier Adams finished with 11 points, shooting 7-for-10 from the foul line.

The Lobos started out hot on the night, shooting 72 percent (18-for-25) in the first half. After the first media timeout of the game, the Lobos came out on a 6-0 run to take a 14-6 lead with 14:03 left in the half. Eight points from Williams and four from sophomore Connor MacDougall within the next five minutes pushed the Lobo lead to 20-11.

Back-to-back dunks from freshman Damien Jefferson and Adams pushed the Lobos to a 28-13 lead. The Lobo defense held the Huskies off for the next four minutes. Houston Baptist did not score from the 10:35 mark to the 6:37 mark. Sam Logwood, who finished the night with nine points and six rebounds, finished the half with a three, giving the Lobos a 50-31 lead.

The second half proved to be much different than the first as the Lobos struggled on the defensive side. Houston Baptist came out of the half scoring five points with in the first two minutes, forcing UNM to a timeout. The Huskies brought the score within 11 with 12:41 to go. The rest of the way the Lobos managed to be consistent on offense. The Lobos got a big three-point play from Adams with 1:20 left to play.

"I think when we get a lead we kind of get relaxed a little bit," said Williams. "...and we kind of trade buckets as well, so I think we have to get that mentality; once we get up on a team, we have to do that same thing, do everything that got us to that point."

For the game, the Lobos shot 62.2 percent (28-for-45) from the field and 83.3 percent (35-for-42) from the free throw line. They picked up 38 bench points to HBU's 25 and had 38 points in the paint. The Lobos out-rebounded their opponent once again, 33-25.

Next up for the Lobos will be the Rio Grande Rivalry, as they play host to New Mexico State for the first of the two games series this season. Tip-off is set for 7 p.m. inside WisePies Arena – The Pit and will broadcast on ESPN3.

NOTE: The Lobos celebrated Nike N7 and American Indian Night, in conjunction with Nike N7 to honor Native American Heritage Month. The Lobos played in special jerseys, which were auctioned off through halftime and raised over \$3,400. The turquoise jerseys represent harmony, friendship and fellowship in Native American Culture. Thank you to all fans who participated.

Official Basketball Box Score -- Game Totals -- Final Statistics														
Houston Baptist vs New Mexico														
11/14/16 7 p.m. MST at WisePies Arena - The Pit														
Houston Baptist 79 • 0-2														
#	Player	Total	3-Ptr	Rebounds			PF	TP	A	TO	Blk	Stl	Min	
		FG-FGA	FG-FGA	FT-FTA	Off	Def	Tot							
05	Lasher, Colter	f 7-17	5-12	0-0	1	2	3	2	19	4	2	0	1	33
11	Russell, Atif	f 4-9	1-3	2-4	2	3	5	3	11	3	1	0	2	27
44	Ibarra, Josh	c 1-6	0-0	4-6	1	1	2	5	6	0	0	0	1	22
15	Chukwujeoku, Reveal	g 3-8	1-4	0-0	0	4	4	3	7	0	0	0	0	26
30	Bonds, Braxton	g 4-4	0-0	3-6	2	3	5	5	11	3	1	0	2	25
02	Weber, Jalen	g 4-7	3-4	2-2	0	1	1	2	13	2	1	0	0	21
03	Cantwell, Asa	g 0-1	0-1	0-0	0	0	0	2	0	0	2	0	0	10
04	Stetler, Cody	g 0-1	0-0	0-0	1	1	2	5	0	0	2	0	1	10
22	Gates, Jalon	g 3-4	3-4	1-1	0	0	0	0	10	1	0	0	0	10
23	Fountain, Alex	g 1-6	0-2	0-0	2	0	2	4	2	2	3	0	0	16
	Team				1	0	1							
	Totals	27-63	13-30	12-19	10	15	25	31	79	15	12	0	7	200
	FG % 1st Half:	13-34	38.2%	2nd half:	14-29	48.3%	Game:	27-63	42.9%					Deadball
	3FG % 1st Half:	3-15	20.0%	2nd half:	10-15	66.7%	Game:	13-30	43.3%					Rebounds
	FT % 1st Half:	2-2	100.0%	2nd half:	10-17	58.8%	Game:	12-19	63.2%					4
New Mexico 95 • 2-0														
#	Player	Total	3-Ptr	Rebounds			PF	TP	A	TO	Blk	Stl	Min	
		FG-FGA	FG-FGA	FT-FTA	Off	Def	Tot							
20	LOGWOOD, Sam	f 3-5	1-2	2-2	0	6	6	1	9	2	0	0	1	26
20	WILLIAMS, Tim	f 10-11	0-0	11-12	2	9	11	1	31	1	3	0	0	33
11	AGET, Obj	c 0-1	0-0	2-2	0	1	1	1	2	1	0	0	0	17
03	HUNTER, Jordan	g 2-3	1-2	4-4	1	4	5	2	9	2	1	0	1	17
04	BROWN, Elijah	g 1-8	0-5	4-4	0	2	2	1	6	5	4	0	2	28
01	UGUAK, Aher	g 2-3	1-1	0-0	0	1	1	2	5	1	0	0	2	14
05	HARRIS, Jalen	g 4-4	1-1	4-6	0	1	1	1	13	4	3	0	1	23
21	ADAMS, Xavier	g 2-2	0-0	7-10	0	1	1	2	11	0	0	0	1	13
24	JEFFERSON, Damien	g 2-5	0-1	1-2	0	2	2	1	5	3	0	1	0	11
31	MATHIS, Anthony	g 0-0	0-0	0-0	0	0	0	0	0	0	1	0	0	1
55	MACDOUGALL, Connor	g 2-3	0-0	0-0	0	1	1	4	4	0	1	0	0	17
	Team				1	1	2							
	Totals	28-45	4-12	35-42	4	29	33	16	95	19	13	1	8	200
	FG % 1st Half:	18-25	72.0%	2nd half:	10-20	50.0%	Game:	28-45	62.2%					Deadball
	3FG % 1st Half:	2-6	33.3%	2nd half:	2-6	33.3%	Game:	4-12	33.3%					Rebounds
	FT % 1st Half:	12-12	100.0%	2nd half:	23-30	76.7%	Game:	35-42	83.3%					5
Officials: Bob Staffen, Doran Gotschall, Eric Anderson														
Technical fouls: Houston Baptist-None. New Mexico-None.														
Attendance: 10456														
Score by periods		1st	2nd	Total										
Houston Baptist		31	48	79										
New Mexico		50	45	95										

CHARTING THE NUMBERS

	Season	Career at UNM
Double-Digit Scoring Games		
Makuach Maluach	6	34 (22-12)
Corey Manigault	4	15 (9-6)
Vance Jackson	3	25 (11-14)
Keith McGee	3	15 (9-6)
Carlton Bragg	11	24 (15-9)
Tavian Percy	0	1 (1-0)
Zane Martin	6	6 (6-0)
JaQuan Lyle	11	11 (10-1)
JJ Caldwell	1	1 (1-0)
Vante Hendrix	1	1 (1-0)

40-Point Games

30-Point Games

Vance Jackson	0	1 (0-1)
JaQuan Lyle	2	2 (2-0)

20-Point Games

Makuach Maluach	0	4 (2-2)
Corey Manigault	1	3 (2-1)
Vance Jackson	0	3 (1-2)
Keith McGee	0	2 (1-1)
Carlton Bragg	2	3 (2-1)
JaQuan Lyle	2	2 (2-0)

Scoring Leaders

Makuach Maluach	2	9 (5-4)
Corey Manigault	2	6 (5-1)
Vance Jackson	0	7 (1-6)
Keith McGee	0	4 (2-2)
Carlton Bragg	2	6 (3-3)
JaQuan Lyle	7	7 (6-1)

10+ Rebound Games

Corey Manigault	0	3 (3-0)
Vance Jackson	0	5 (3-2)
Carlton Bragg	6	14 (9-5)
Makuach Maluach	0	1 (1-0)
JJ Caldwell	1	1 (1-0)

Rebounding Leaders

Vance Jackson	2	14 (6-8)
Corey Manigault	0	3 (1-2)

Carlton Bragg	9	22 (13-9)
Keith McGee	0	1 (0-1)
JJ Caldwell	1	1 (1-0)
Zane Martin	1	1 (1-0)
Makuach Maluach	1	1 (1-0)
JaQuan Lyle	1	1 (1-0)
Double-Doubles		
Vance Jackson	0	5 (3-2)
Corey Manigault	0	2 (2-0)
Carlton Bragg	5	8 (5-3)
Makuach Maluach	0	1 (1-0)

Assist Leaders

Vance Jackson	0	10 (5-5)
Corey Manigault	0	1 (1-0)
Keith McGee	0	3 (0-3)
Makuach Maluach	0	8 (0-8)
Carlton Bragg	0	2 (0-2)
JaQuan Lyle	4	4 (3-1)
Zane Martin	2	2 (2-0)
JJ Caldwell	9	9 (8-1)

* () Team's record in those games

2019-20 DUNK TRACKER

Player	Overall	MW
Carlton Bragg	14	5
Keith McGee	10	-
Corey Manigault	11	4
JaQuan Lyle	2	-
Makuach Maluach	4	-
Zane Martin	1	-
Vance Jackson	2	1
Tavian Percy	1	1

SCORING MARGIN BREAKDOWN

Total	1	2	3	4	5	6	7	8	9	10	11-15	16-20	21+
Win	1	1	0	0	0	0	1	0	2	1	2	1	2
Loss	0	0	1	0	0	0	0	0	0	0	0	0	1

UNM INDIVIDUAL GAME HIGHS

Points	31		LYLE, JaQuan vs Boise St. (12/04/19)
	31		LYLE, JaQuan vs Green Bay (11/13/19)
	24		LYLE, JaQuan at New Mexico St. (11/21/19)
Field Goals Made	24		MANIGAULT, Corey vs McNeese (11/16/19)
	21		LYLE, JaQuan vs Grand Canyon (12/17/19)
	10		LYLE, JaQuan vs Boise St. (12/04/19)
Field Goal Att.	9		LYLE, JaQuan at New Mexico St. (11/21/19)
	9		LYLE, JaQuan vs Green Bay (11/13/19)
	17		LYLE, JaQuan vs Boise St. (12/04/19)
FG Pct (min 5 made)	16		LYLE, JaQuan vs Green Bay (11/13/19)
	.857	(6-7)	MALUACH, Makuach vs Green Bay (11/13/19)
	.833	(5-6)	BRAGG, Carlton at New Mexico St. (11/21/19)
3-Point FG Made	.833	(5-6)	MANIGAULT, Corey vs Eastern N.M. (11/06/19)
	5		LYLE, JaQuan vs Green Bay (11/13/19)
	4		LYLE, JaQuan vs Grand Canyon (12/17/19)
3-Point FG Att.	4		HENDRIX, Vante vs Grand Canyon (12/17/19)
	9		LYLE, JaQuan vs Green Bay (11/13/19)
	7		LYLE, JaQuan vs Boise St. (12/04/19)
3-Pt FG Pct (min 2 made)	1.000	(2-2)	BRAGG, Carlton vs Grand Canyon (12/17/19)
	1.000	(2-2)	MALUACH, Makuach vs Green Bay (11/13/19)
	12		MANIGAULT, Corey vs McNeese (11/16/19)
Free Throws Made	10		LYLE, JaQuan at UTEP (11/19/19)
	16		MANIGAULT, Corey vs McNeese (11/16/19)
	15		LYLE, JaQuan at UTEP (11/19/19)
Free Throw Att.	1.000	(8-8)	LYLE, JaQuan vs Green Bay (11/13/19)
	1.000	(5-5)	LYLE, JaQuan vs Grand Canyon (12/17/19)
	1.000	(5-5)	LYLE, JaQuan at Wyoming (12/07/19)
	1.000	(4-4)	BRAGG, Carlton vs Grand Canyon (12/17/19)
	1.000	(4-4)	MARTIN, Zane vs Wisconsin (11/26/19)
	1.000	(4-4)	MALUACH, Makuach vs Auburn (11/25/19)
	1.000	(4-4)	BRAGG, Carlton at New Mexico St. (11/21/19)
	1.000	(3-3)	MARTIN, Zane vs CSUN (11/09/19)
	1.000	(3-3)	CALDWELL, JJ vs CSUN (11/09/19)
	Rebounds	18	
17			BRAGG, Carlton vs New Mexico St. (12/14/19)
Assists	11		LYLE, JaQuan vs Eastern N.M. (11/06/19)
	10		CALDWELL, JJ vs McNeese (11/16/19)
Steals	5		BRAGG, Carlton vs McNeese (11/16/19)
	4		BRAGG, Carlton vs New Mexico St. (12/14/19)
	4		CALDWELL, JJ vs Auburn (11/25/19)
	4		BRAGG, Carlton at New Mexico St. (11/21/19)
	4		CALDWELL, JJ vs McNeese (11/16/19)
	4		CALDWELL, JJ vs Green Bay (11/13/19)
	4		CALDWELL, JJ vs Green Bay (11/13/19)
Blocked Shots	3		BRAGG, Carlton at Wyoming (12/07/19)
	3		MANIGAULT, Corey vs Eastern N.M. (11/06/19)
Turnovers	7		LYLE, JaQuan vs Green Bay (11/13/19)
	6		LYLE, JaQuan at Wyoming (12/07/19)
	6		MARTIN, Zane vs Auburn (11/25/19)
	6		LYLE, JaQuan vs CSUN (11/09/19)
	6		MARTIN, Zane vs Eastern N.M. (11/06/19)
Fouls	5		BRAGG, Carlton vs Auburn (11/25/19)
	4		MARTIN, Zane at Wyoming (12/07/19)
	4		BRAGG, Carlton vs Boise St. (12/04/19)

UNM AND OPPONENT TEAM HIGHS AND LOWS

NEW MEXICO - TEAM GAME HIGHS

POINTS	97	CSUN (11/09/19)
	93	GREEN BAY (11/13/19)
	92	EASTERN N.M. (11/06/19)
	91	GRAND CANYON (12/17/19)
	90	MCNEESE (11/16/19)
FIELD GOALS MADE	36	CSUN (11/09/19)
	33	EASTERN N.M. (11/06/19)
FIELD GOAL ATTEMPTS	65	GREEN BAY (11/13/19)
	62	vs Auburn (11/25/19)
FIELD GOAL PERCENTAGE	.600 (36-60)	CSUN (11/09/19)
	.600 (33-55)	EASTERN N.M. (11/06/19)
3 PT FIELD GOALS MADE	14	GRAND CANYON (12/17/19)
	9	GREEN BAY (11/13/19)
3 PT FG ATTEMPTS	26	GRAND CANYON (12/17/19)
	22	GREEN BAY (11/13/19)
3 PT FG PERCENTAGE	.538 (14-26)	GRAND CANYON (12/17/19)
	.462 (6-13)	MONTANA (12/01/19)
FREE THROWS MADE	26	MCNEESE (11/16/19)
	23	NEW MEXICO ST. (12/14/19)
FREE THROW ATTEMPTS	35	MONTANA (12/01/19)
	35	MCNEESE (11/16/19)
FREE THROW PERCENTAGE	.938 (15-16)	GRAND CANYON (12/17/19)
	.821 (23-28)	NEW MEXICO ST. (12/14/19)
REBOUNDS	47	at Wyoming (12/07/19)
	47	GREEN BAY (11/13/19)
ASSISTS	23	GRAND CANYON (12/17/19)
	22	MCNEESE (11/16/19)
	22	CSUN (11/09/19)
	22	EASTERN N.M. (11/06/19)
STEALS	17	MCNEESE (11/16/19)
	14	NEW MEXICO ST. (12/14/19)
BLOCKED SHOTS	7	EASTERN N.M. (11/06/19)
	5	BOISE ST. (12/04/19)
	5	MONTANA (12/01/19)
TURNOVERS	24	vs Auburn (11/25/19)
	21	EASTERN N.M. (11/06/19)
FOULS	20	vs Auburn (11/25/19)
	19	EASTERN N.M. (11/06/19)

OPPONENT - TEAM GAME HIGHS

POINTS	84	vs Auburn (11/25/19)
	80	MCNEESE (11/16/19)
	78	BOISE ST. (12/04/19)
	78	GREEN BAY (11/13/19)
	77	at New Mexico St. (11/21/19)
FIELD GOALS MADE	32	vs Auburn (11/25/19)
	30	GREEN BAY (11/13/19)
FIELD GOAL ATTEMPTS	76	vs Auburn (11/25/19)
	75	GREEN BAY (11/13/19)
FIELD GOAL PERCENTAGE	.509 (27-53)	BOISE ST. (12/04/19)
	.509 (28-55)	MCNEESE (11/16/19)
3 PT FIELD GOALS MADE	14	BOISE ST. (12/04/19)
	13	MCNEESE (11/16/19)
3 PT FG ATTEMPTS	38	vs Auburn (11/25/19)
	33	at New Mexico St. (11/21/19)
	33	GREEN BAY (11/13/19)
3 PT FG PERCENTAGE	.500 (14-28)	BOISE ST. (12/04/19)
	.448 (13-29)	MCNEESE (11/16/19)
FREE THROWS MADE	14	at New Mexico St. (11/21/19)
	13	EASTERN N.M. (11/06/19)
FREE THROW ATTEMPTS	20	vs Auburn (11/25/19)
	20	EASTERN N.M. (11/06/19)
FREE THROW PERCENTAGE	.846 (11-13)	at UTEP (11/19/19)
	.786 (11-14)	MCNEESE (11/16/19)
REBOUNDS	45	vs Auburn (11/25/19)
	38	GREEN BAY (11/13/19)
ASSISTS	24	MCNEESE (11/16/19)
	22	GREEN BAY (11/13/19)
STEALS	14	vs Auburn (11/25/19)
	10	NEW MEXICO ST. (12/14/19)
BLOCKED SHOTS	7	MCNEESE (11/16/19)
	6	vs Auburn (11/25/19)
TURNOVERS	22	NEW MEXICO ST. (12/14/19)
	22	MCNEESE (11/16/19)
	22	EASTERN N.M. (11/06/19)
FOULS	29	MONTANA (12/01/19)
	25	MCNEESE (11/16/19)
	25	CSUN (11/09/19)

NEW MEXICO - TEAM GAME LOWS

POINTS	59	vs Auburn (11/25/19)
	59	vs Wisconsin (11/26/19)
	63	at UTEP (11/19/19)
	69	NEW MEXICO ST. (12/14/19)
	72	MONTANA (12/01/19)
FIELD GOALS MADE	19	at UTEP (11/19/19)
	21	NEW MEXICO ST. (12/14/19)
FIELD GOAL ATTEMPTS	49	at UTEP (11/19/19)
	50	vs Wisconsin (11/26/19)
	50	NEW MEXICO ST. (12/14/19)
FIELD GOAL PERCENTAGE	.388 (19-49)	at UTEP (11/19/19)
	.403 (25-62)	vs Auburn (11/25/19)
3 PT FIELD GOALS MADE	3	vs Wisconsin (11/26/19)
	3	BOISE ST. (12/04/19)
3 PT FG ATTEMPTS	13	vs Wisconsin (11/26/19)
	13	MONTANA (12/01/19)
3 PT FG PERCENTAGE	.211 (4-19)	vs Auburn (11/25/19)
	.214 (3-14)	BOISE ST. (12/04/19)
FREE THROWS MADE	5	vs Auburn (11/25/19)
	12	vs Wisconsin (11/26/19)
FREE THROW ATTEMPTS	9	vs Auburn (11/25/19)
	15	vs Wisconsin (11/26/19)
FREE THROW PERCENTAGE	.556 (5-9)	vs Auburn (11/25/19)
	.629 (22-35)	MONTANA (12/01/19)
REBOUNDS	29	at New Mexico St. (11/21/19)
	32	BOISE ST. (12/04/19)
ASSISTS	7	at UTEP (11/19/19)
	10	at New Mexico St. (11/21/19)
STEALS	3	vs Wisconsin (11/26/19)
	3	MONTANA (12/01/19)
BLOCKED SHOTS	1	at New Mexico St. (11/21/19)
	1	vs Auburn (11/25/19)
	1	vs Wisconsin (11/26/19)
	1	GRAND CANYON (12/17/19)
TURNOVERS	6	BOISE ST. (12/04/19)
	9	MONTANA (12/01/19)
FOULS	12	NEW MEXICO ST. (12/14/19)
	13	GREEN BAY (11/13/19)

OPPONENT - TEAM GAME LOWS

POINTS	50	vs Wisconsin (11/26/19)
	62	NEW MEXICO ST. (12/14/19)
	63	MONTANA (12/01/19)
	65	at Wyoming (12/07/19)
	66	at UTEP (11/19/19)
FIELD GOALS MADE	18	vs Wisconsin (11/26/19)
	24	at UTEP (11/19/19)
	24	at Wyoming (12/07/19)
	24	NEW MEXICO ST. (12/14/19)
FIELD GOAL ATTEMPTS	53	vs Wisconsin (11/26/19)
	53	BOISE ST. (12/04/19)
FIELD GOAL PERCENTAGE	.340 (18-53)	vs Wisconsin (11/26/19)
	.373 (25-67)	EASTERN N.M. (11/06/19)
3 PT FIELD GOALS MADE	2	vs Wisconsin (11/26/19)
	2	GRAND CANYON (12/17/19)
3 PT FG ATTEMPTS	11	GRAND CANYON (12/17/19)
	22	MONTANA (12/01/19)
3 PT FG PERCENTAGE	.077 (2-26)	vs Wisconsin (11/26/19)
	.182 (2-11)	GRAND CANYON (12/17/19)
FREE THROWS MADE	4	MONTANA (12/01/19)
	4	NEW MEXICO ST. (12/14/19)
FREE THROW ATTEMPTS	7	MONTANA (12/01/19)
	10	NEW MEXICO ST. (12/14/19)
FREE THROW PERCENTAGE	.400 (4-10)	NEW MEXICO ST. (12/14/19)
	.400 (8-20)	vs Auburn (11/25/19)
REBOUNDS	24	GRAND CANYON (12/17/19)
	27	MCNEESE (11/16/19)
ASSISTS	6	vs Wisconsin (11/26/19)
	12	EASTERN N.M. (11/06/19)
	12	MONTANA (12/01/19)
	12	at Wyoming (12/07/19)
STEALS	1	BOISE ST. (12/04/19)
	3	CSUN (11/09/19)
BLOCKED SHOTS	0	at New Mexico St. (11/21/19)
	0	at Wyoming (12/07/19)
TURNOVERS	6	MONTANA (12/01/19)
	10	vs Auburn (11/25/19)
FOULS	15	GRAND CANYON (12/17/19)
	16	vs Auburn (11/25/19)
	16	vs Wisconsin (11/26/19)

THE LAST TIME IT HAPPENED

NEW MEXICO

As A Team:

Scored 100 Points: 103 - vs Southwest (12-30-18)

Scored 90-99 Points: 91 - vs Grand Canyon (12-17-19)

Scored 80-89 Points: 80 - vs Boise State (12-4-19)

Scored Less Than 50 Points: 46 - at Arizona (12-20-16)

Scored Less Than 40 Points: 34 - at #25 San Diego State (1-26-13)

Won By 40 Points: W, 103-47 - vs Southwest (12-30-18)

Won By 30 Points: W, 92-60 - vs San José State (2-13-19)

Won By 20 Points: W, 91-71 - vs Grand Canyon (12-17-19)

Lost By 20-29 Points: L, 84-59 - vs. No. 18/19 Auburn (11-25-19)

Lost By 30 Points: L, 100-65 - at NM State (12-4-18)

Shot 65% Or Better: 69.2% (27-39) - at Air Force (1-15-05)

Shot 60% Or Better: 60.0% (36-60) - vs CSUN (11-9-19)

Shot Less Than 35%: 33.3% (22-66) - at No. 6 Nevada (2-9-19)

Shot Less Than 30%: 28.1% (18-64) - at NM State (12-4-18)

Shot 60% 3FG Or Better: 61.1% (11-18) - vs UTEP (11-24-18)

Shot Less Than 30% 3FG: 25.0% (4-16) - vs NM State (12-14-19)

Made 10 Three-Pointers: 14 (14-26) - vs Grand Canyon (12-17-19)

Shot 100% on Free Throws: 100% (14-14) - vs. Maryland (11-25-17)

Shot 95% On Free Throws: 95.5% (21-22) - at Boise State (1-17-17)

Shot 85% On Free Throws: 93.8 (15-16) - vs Grand Canyon (12-17-19)

Shot Less Than 50% On FTs: 42.1% (8-19) - at San José State (2-26-19)

Had 50 Rebounds: 53 - at San José State (2-26-19)

Had 20 Offensive Rebounds: 26 - at San José State (2-26-19)

Had 40 Assists: 40 - Northern N.M. (11-11-17)

Had 20 Assists: 23 - vs Grand Canyon (12-17-19)

Had 20 Turnovers: 24 - vs. No. 18/19 Auburn (11-25-19)

Had Less Than 10 Turnovers: 6 - vs Boise State (12-4-19)

Had 10 Steals: 14 - vs NM State (12-14-19)

Had 15 Steals: 17 - vs McNeese (11-16-19)

Had 10 Blocks: 12 - vs. UMass (11-22-13)

Had Two or More 20-Point Scorers: vs Grand Canyon (12-17-19)

JaQuan Lyle (21) & Carlton Bragg (20)

Had 7 Double-Digit Scorers: (7) - at Colorado State (2-28-18)

Had 6 Double-Digit Scorers: (6) - vs Wyoming (1-19-19)

Had 5 Double-Digit Scorers: (5) - vs Grand Canyon (12-17-19)

Had No Double-Digit Scorers: at San Diego State (1-6-15)

Had Two 10+ Rebounders: at Wyoming (12-7-19)

Carlton Bragg (15) & JJ Caldwell (10)

Had Three 10+ Rebounders: vs Colorado State (3-2-19)

Carlton Bragg (14), Corey Manigault (11), Makuach Maluach (10)

Scored 50 Points In 1st Half: 50 - vs Southwest (12-30-18)

Scored 50 Points In 2nd Half: 54 - vs Grand Canyon (12-17-19)

Scored 60 Points In 2nd Half: 64 - at Wyoming (2-20-18)

Scored 20 Or Fewer Points In 1st Half: 16 - at Arizona (12-20-16)

Scored 20 Or Fewer Points In 2nd Half: 15 - at #25 San Diego State (1-26-13)

Failed To Make a 3FG: (0-10) - vs. Washington State (12-25-15)

Defeated a Ranked Team: W, 85-58 - vs No. 5/6 Nevada (1-5-19)

Lost To a Ranked Team: L, 84-59 - vs. No. 18/19 Auburn (11-25-19)

Won an OT Game: W, 95-86 vs Fresno State (3-3-18)

Lost an OT Game: L, 105-104 vs. Nevada (1-7-17)

Won a 2OT Game: W, 97-94 vs. UAB (11-21-13)

Lost a 2OT Game: L, 73-76 at Dayton (1-1-10)

Won a 3OT Game: W, 104-99, Fresno State (3-8-96)

Lost a 3OT Game: Never

As An Individual:

Had a Triple-Double: Luc Longley (17 pts, 14 rebs, 10 assts) vs Penn State (3-28-90)

Had a Double-Double (Pts/Reb): vs Grand Canyon (12-17-19)

Carlton Bragg (20/14)

Had a Double-Double (Pts/Asst): Antino Jackson (10 pts & 10 assts) at Air Force (2-10-18)

Scored 20+ Pts with 10+ Rebs: Carlton Bragg (20 pts & 14 rebs) vs Grand Canyon (12-17-19)

Scored 20+ Pts with 20+ Rebs: Carlton Bragg (22 pts & 20 rebs) at Wyoming (3-9-19)

Scored 30 Points: JaQuan Lyle (31) vs Green Bay (11-13-19)

Scored 30 Points (MW Only): JaQuan Lyle (31) vs Boise State (12-4-19)

Scored 20 Points: Carlton Bragg (20) - vs Grand Canyon (12-17-19)

Scored 20 Points (MW Only): Carlton Bragg (22) at Wyoming (3-9-19)

Had 20 Rebounds: Carlton Bragg (20) at Wyoming (3-9-19)

Had 15 Rebounds: Carlton Bragg (17) - vs NM State (12-14-19)

Had 10 Assists: JJ Caldwell (10) - vs McNeese (11-16-19)

Had 5 Steals: Carlton Bragg (5) - vs McNeese (11-16-19)

Had 5 Blocks: Joe Furstinger (5) - vs Boise State (2-6-18)

VERSUS NEW MEXICO

As A Team:

Scored 100 Points: 100 - at NM State (12-4-18)

Scored 90 Points: 91 - vs Utah State (3-14-19)

Scored 80-89 Points: 84 - vs. No. 18/19 Auburn (11-25-19)

Scored Less Than 50 Points: 47 - vs Southwest (12-30-18)

Scored Less Than 40 Points: 38 - Wyoming (2-11-12)

Shot 50% Or Better: 50.9% (29-57) - vs Boise State (12-4-19)

Shot Less Than 35%: 34.0% (18-53) - vs Wisconsin (11-26-19)

Shot Less Than 30%: 26.3% (15-57) - UAPB (12-17-16)

Shot 50% 3FG Or Better: 50.0% (14-28) - vs Boise State (12-4-19)

Shot Less Than 20% 3FG: 18.2% (2-11) - vs Grand Canyon (12-17-19)

Made 10 Three-Pointers: 10 (10-28) - vs NM State (12-14-19)

Shot 75% On Free Throws: 75.0% (12-16) - vs Wisconsin (11-26-19)

Shot Less Than 50% On FTs: 40.0% (4-10) - vs NM State (12-14-19)

Had 50 Rebounds: 51 - at Fresno State (2-2-19)

Had 20 Offensive Rebounds: 25 - at New Mexico State (11-17-17)

Had 20 Assists: 24 - vs McNeese (11-16-19)

Had 20 Turnovers: 22 - vs NM State (12-14-19)

Had Less Than 10 Turnovers: 8 - at Utah State (2-20-19)

Had 10 Steals: 10 - vs NM State (12-14-19)

Had 10 Blocks: 11 - at USC (11-21-15)

Had 40-Point and 20-Point Scorers: Nevada (1-7-17)

Jordan Caroline (45) & Marcus Marshall (26)

Had 30-Point and 20-Point Scorers: vs NM State (11-17-18)

AJ Harris (31) & Terrell Brown (20)

Had Two or More 20-Point Scorers: vs Boise State (12-4-19)

Justinian Jessup (24) & Derrick Alston (20)

Had 6 Double-Digit Scorers: (6) - at No. 6 Nevada (2-9-19)

Had 5 Double-Digit Scorers: (5) - at Wyoming (3-9-19)

Had No Double-Digit Scorers: ULM (12-13-14)

Had Two 10+ Rebounders: at NM State (12-4-18)

Ivan Aurrecoechea (11) & Eli Chuha (10)

Scored 50+ Points In 1st Half: 51 - at No. 6 Nevada (2-9-19)

Scored 50+ Points In 2nd Half: 52 - vs Utah State (3-14-19)

Scored 20 Or Less Points In 1st Half: 20 - vs Wisconsin (11-26-19)

Scored 20 Or Less In 2nd Half: 19 - New Mexico State (12-3-14)

Scored 15 Or Less Points In 1st Half: 11 - UAPB (12-17-16)

Failed To Make a 3FG: (0-7) - New Mexico State (12-16-15)

As An Individual:

Had a Triple-Double: Ethan Telfair (25 pts, 12 rebs, 10 assts) Idaho State (11-11-16)

Had a Double-Double (Pts/Reb): vs Montana (12-1-19)

Sayeed Pridgett (25 pts, 10 rebs)

Had a Double-Double (Pts/Asst): Dominic Artis (13 pts & 12 Assists) UTEP (12-7-16)

Had 20+ Points & 10+ Rebounds: Sayeed Pridgett (25 pts, 10 rebs) vs Montana (12-1-19)

Scored 30+ Points in Back-to-Back Games Vs. UNM: Derrick Marks Boise State

31 points (1-18-15) & 30 points (2-24-15)

Scored 40 Points: Jordan Caroline (45) - Nevada (1-7-17)

Scored 40 Points (MW Only): Jordan Caroline (45) - Nevada (1-7-17)

Scored 30 Points: Justin James (31) - vs Wyoming (MW Tourn.) (3-13-19)

Scored 30 Points (MW Only): Louis Adams (31) - at Wyoming (2-20-18)

Scored 20 Points: vs Grand Canyon (12-17-19)

Carlos Johnson (23)

Scored 20 Points (MW Only): at Wyoming (12-7-19)

Hunter Maldonado (27)

Had 20 Rebounds: Ryan Watkins (22) - Boise State (1-21-14)

Had 15 Rebounds: Justin Bean (15) - vs Utah State (3-14-19)

Had 10 Assists: Dominic Artis (12) - UTEP (12-7-16)

Had 5 Steals: Brae Ivey (6) - at San José State (2-26-19)

Had 5 Blocks: Sha'Markus Kennedy (6) - vs McNeese (11-16-19)

WELCOME TO THE PIT, A MILE HIGH AND LOUDER THAN...



WHAT THEY ARE SAYING ABOUT THE PIT

"What a terrific atmosphere for college basketball. Great building... Great history... 18,000 screaming fans. It's big time college hoops, baby!"
- Dick Vitale, ESPN

"I consider the game we played in Albuquerque in 1978 one of the most exciting of my career. The Pit is the toughest place to play because of their tremendous atmosphere."
-Jim Boeheim, Syracuse head coach

"When you go into a place like The Pit, there will be challenge different from a regular road game. The crowd can dictate the tempo and momentum. The Pit crowd forces you to be patient."
-Lute Olsen, former Arizona head coach

"A mile high but 37 feet underground, the Pit in Albuquerque has been the site of many mind-blowing college basketball games, including North Carolina State's upset of Houston in '83 and just about any New Mexico home game. The noise created by fans, which has been measured at 125 decibels -- the pain threshold for the human ear is 130 -- is a palpable force."
-Sports Illustrated

- Voted one of "The Top Five Loudest, Most Intimidating Places to Play" by NCAA.com
- Ranked in the top 20 sporting venues of the 20th century by Sports Illustrated
- USA Today ranked The Pit in its "Ten Great Places to Get Pumped for NCAA Action"
- According to Fox Sports, it's one of the top ten "old school" college basketball arenas in the country

THE GREATEST GAME EVER PLAYED

The Pit was the site of one of the greatest college basketball games ever played. It hosted the 1983 national championship game that saw the NC State Wolfpack upset Hakeem Olajuwon, Clyde Drexler and the Houston Cougars. Coach Jimmy Valvano and the Wolfpack downed the Cougars on a last second put back by Lorenzo Charles. The iconic shot of the late Valvano running onto the court looking for a hug is one of the lasting images in college basketball history.

- Built in 1966 (\$1.4 million)
- Capacity of 15,411 (previously 18,018)
- \$60 million renovation was completed in 2010
- New floor installed before the 2017-18 season
- Seating includes 40 suites and a club area
- Officially named Dreamstyle Arena in 2017 after a \$10 million agreement for naming rights by the local New Mexico business. It is still referred to as The Pit, its officially-recognized nickname. As part of the exciting Dreamstyle changes, University Stadium, UNM's football stadium, officially became Dreamstyle Arena on the same date.
- Less than 30 of 345 NCAA Division I basketball programs play in a college-only arena named after a business or organization founded or headquartered in its home state.
- The Lobos have averaged an astounding 15,410 fans the past 49 years, an amazing 95% of capacity
- The Pit has ranked in the top 25 in attendance nationally nearly every season since the 1966-67 season with 35 seasons in the top ten in the NCAA in attendance
- Led the Mountain West in attendance in 10 of the conference's 15 years of existence
- The floor is named Bob King Court in honor of the former head coach who led the Lobos from 1963 to 1972.

THE 2019-20 LOBO MEN'S BASKETBALL RADIO/TV ROSTER

PLAYERS



Zane Martin
G | 6-4/205 | R-Jr.
Philadelphia, Pa.



Corey Manigault
F | 6-9/225 | Sr.
Suitland, Md.



Vance Jackson
G/F | 6-9/230 | R-Jr.
Pasadena, Calif.



Keith McGee
PG | 6-3/180 | R-Jr.
Rochester, N.Y.



Tavian Percy
G | 6-6/205 | So.
Miami, Fla.



JaQuan Lyle
G | 6-5/205 | R-Sr.
Evansville, Ind.



Makuach Maluach
G/F | 6-7/195 | Jr.
Sydney, Australia



JJ Caldwell
G | 6-1/185 | R-Jr.
Houston, Texas



Daniel Headdings
G | 6-2/185 | Fr.
Wasilla, Alaska



Vante Hendrix
G | 6-5/195 | R-So.
Woodland Hills, Calif.



Carlton Bragg Jr.
F | 6-10/220 | R-Sr.
Cleveland, Ohio



Clay Patterson
G | 6-1/175 | R-So.
Rio Rancho, N.M.



Emmanuel Kuac
G | 6-7/200 | Fr.
Calgary, Alberta, Canada



Kurt Wegscheider
G | 6-4/185 | Fr.
Central African Rep.



Jordan Arroyo
F | 6-7/220 | So.
Albuquerque, N.M.

STAFF



Paul Weir
Head Coach



Jerome Robinson
Assistant Coach



Brandon Mason
Assistant Coach



Dan McHale
Assistant Coach



Craig Snow
Spec. Asst. to the HC



Sara Works
Dir. of Player Development



Ralph Davis
Dir. of Operations



Tyler Stuart
Dir. of Strength/Cond.



Corey DeBarbrie
Athletic Trainer



Zane Martin
6'4" | 205 - Redshirt-Junior - Guard
Philadelphia, Pa. (Towson)

0

NOTEWORTHY :

- Averaged a team-high 19.8 points in 2017-18 at Towson
- Named to All-CAA Second Team and NABC All-District Second Team
- MVP of the Basketball Hall of Fame Belfast Classic
- Named to the Lou Henson Award Mid-Season Watch list
- Scored in double figures in 30 of the Tigers' 32 games as a sophomore
- Transferred to UNM prior to 2018-19 season

2019-20 GAME-BY-GAME STATISTICS

Opponent	Date	gs	min	Total		3-Pointers		Free throws		Rebounds				pf	a	t/o	blk	stl	pts	avg
				fg-fga	pct	3fg-fga	pct	ft-fta	pct	off	def	tot	avg							
EASTERN N.M.	11/06/19		23	3-8	.375	2-5	.400	5-6	.833	0	6	6	6.0	3	0	6	0	1	13	13.0
CSUN	11/09/19		21	4-11	.364	2-4	.500	3-3	1.000	1	2	3	4.5	2	5	1	0	0	13	13.0
GREEN BAY	11/13/19		16	3-8	.375	0-1	.000	3-4	.750	0	3	3	4.0	1	2	1	0	2	9	11.7
MCNEESE	11/16/19		22	4-9	.444	0-3	.000	4-7	.571	0	0	0	3.0	2	4	1	0	3	12	11.8
at UTEP	11/19/19		22	4-8	.500	1-4	.250	0-0	.000	0	2	2	2.8	2	0	2	0	1	9	11.2
at New Mexico St.	11/21/19		10	1-2	.500	0-0	.000	2-2	1.000	0	0	0	2.3	0	0	1	0	0	4	10.0
vs Auburn	11/25/19		14	0-3	.000	0-1	.000	0-0	.000	0	1	1	2.1	4	1	6	0	0	0	8.6
vs Wisconsin	11/26/19		23	4-10	.400	0-2	.000	4-4	1.000	0	3	3	2.3	3	3	2	0	1	12	9.0
MONTANA	12/01/19		22	3-8	.375	0-0	.000	5-7	.714	1	0	1	2.1	2	1	0	1	0	11	9.2
BOISE ST.	12/04/19		21	1-6	.167	0-2	.000	2-4	.500	1	1	2	2.1	3	2	1	0	1	4	8.7
at Wyoming	12/07/19		10	1-4	.250	1-2	.500	0-0	.000	0	1	1	2.0	4	1	3	0	1	3	8.2
NEW MEXICO ST.	12/14/19		19	3-6	.500	0-1	.000	1-2	.500	0	1	1	1.9	3	0	2	0	2	7	8.1
GRAND CANYON	12/17/19		19	4-7	.571	1-3	.333	2-2	1.000	0	3	3	2.0	2	3	3	0	0	11	8.3
Totals		0	242	35-90	.389	7-28	.250	31-41	.756	3	23	26	2.0	31	22	29	1	12	108	8.3

Games played: 13
 Minutes/game: 18.6
 Points/game: 8.3
 FG Pct: 38.9
 3FG Pct: 25.0
 FT Pct: 75.6

Rebounds/game: 2.0
 Assists/game: 1.7
 Turnovers/game: 2.2
 Assist/turnover ratio: 0.8
 Steals/game: 0.9
 Blocks/game: 0.1

SEASON HIGHS

Points: 13 (2x) Last time vs CSUN (11-9-19)
FG: 4 (5x) Last time vs Grand Canyon (12-17-19)
FGA: 11 vs CSUN (11-9-19)
3FG: 2 (2x) Last time vs CSUN (11-9-19)
3FGA: 5 vs Eastern NM (11-6-19)
FT: 5 (2x) Last time vs Montana (12-1-19)
FTA: 7 (2x) Last time vs Montana (12-1-19)
Rebounds: 6 vs Eastern NM (11-6-19)
Assists: 5 vs CSUN (11-9-19)
Blocks: N/A
Steals: 3 vs McNeese (11-16-19)
Minutes Played: 23 (2x) Last time vs Wisconsin (11-26-19)

CAREER HIGHS AT UNM

Points: 13 (2x) Last time vs CSUN (11-9-19)
FG: 4 (5x) Last time vs Grand Canyon (12-17-19)
FGA: 11 vs CSUN (11-9-19)
3FG: 2 (2x) Last time vs CSUN (11-9-19)
3FGA: 5 vs Eastern NM (11-6-19)
FT: 5 (2x) Last time vs Montana (12-1-19)
FTA: 7 (2x) Last time vs Montana (12-1-19)
Rebounds: 6 vs Eastern NM (11-6-19)
Assists: 5 vs CSUN (11-9-19)
Blocks: N/A
Steals: 3 vs McNeese (11-16-19)
Minutes Played: 23 (2x) Last time vs Wisconsin (11-26-19)

CAREER STATISTICS

Season	gp-gs	min/avg	Total		3-Point		F-Throws		Rebounds				Scoring							
			fg-fga	pct	fg-fga	pct	ft-fta	pct	off	def	tot	avg	pf	fo	ast	to	blk	stl	pts	avg
2019-20	13-0	242/18.6	35-90	.389	7-28	.250	31-41	.756	3	23	26	2.0	31	0	22	29	1	12	108	8.3
TOTAL	13-0	242/18.6	35-90	.389	7-28	.250	31-41	.756	3	23	26	2.0	31	0	22	29	1	12	108	8.3



Corey Manigault
 6'9" | 225 - Senior - Forward
 Suitland, Md. (Pitt/Indian Hills CC)

1

NOTEWORTHY :

- Averaged 9.0 ppg shooting 49 percent from the floor in 2018-19.
- Made 18 appearances in his freshman season at Pitt
- Highly recruited out of Paul VI, ranked 136th in the nation by Rivals.com
- First Team All-State and Second Team All-WCAS as a senior in high school
- Uncle is playground legend Earl "The Goat" Manigault

2019-20 GAME-BY-GAME STATISTICS

Opponent	Date	gs	min	Total		3-Pointers		Free throws		Rebounds				pf	a	t/o	blk	stl	pts	avg	
				fg-fga	pct	3fg-fga	pct	ft-fa	pct	off	def	tot	avg								
EASTERN N.M.	11/06/19		19	5-6	.833	0-0	.000	3-4	.750	0	1	1	1.0	3	1	2	3	0	13	13.0	
CSUN	11/09/19		16	7-11	.636	0-0	.000	3-4	.750	0	2	2	1.5	2	0	1	0	2	17	15.0	
GREEN BAY	11/13/19		19	4-5	.800	0-0	.000	1-2	.500	2	1	3	2.0	1	1	0	1	0	9	13.0	
MCNEESE	11/16/19		21	6-8	.750	0-0	.000	12-16	.750	3	3	6	3.0	2	2	0	0	3	24	15.8	
at UTEP	11/19/19		18	1-5	.200	0-0	.000	3-6	.500	3	5	8	4.0	3	1	2	0	1	5	13.6	
at New Mexico St.	11/21/19		21	3-5	.600	0-0	.000	0-0	.000	3	3	6	4.3	3	0	1	0	0	6	12.3	
vs Auburn	11/25/19		18	4-7	.571	0-1	.000	1-3	.333	1	4	5	4.4	2	0	2	0	0	9	11.9	
vs Wisconsin	11/26/19		16	1-4	.250	0-0	.000	0-0	.000	3	1	4	4.4	0	1	2	0	0	2	10.6	
MONTANA	12/01/19		13	2-5	.400	0-0	.000	1-3	.333	1	2	3	4.2	2	0	2	1	0	5	10.0	
BOISE ST.	12/04/19		19	3-5	.600	0-0	.000	2-2	1.000	1	2	3	4.1	1	0	1	0	0	8	9.8	
at Wyoming	12/07/19		26	7-9	.778	0-0	.000	4-6	.667	2	5	7	4.4	2	0	2	0	1	18	10.5	
NEW MEXICO ST.	12/14/19		23	1-3	.333	0-0	.000	1-2	.500	1	2	3	4.3	1	1	1	0	1	3	9.9	
GRAND CANYON	12/17/19		8	0-2	.000	0-0	.000	2-2	1.000	1	0	1	4.0	0	0	1	0	0	2	9.3	
Totals			0	237	44-75	.587	0-1	.000	33-50	.660	21	31	52	4.0	22	7	17	5	8	121	9.3

Games played: 13
 Minutes/game: 18.2
 Points/game: 9.3
 FG Pct: 58.7
 3FG Pct: 0.0
 FT Pct: 66.0

Rebounds/game: 4.0
 Assists/game: 0.5
 Turnovers/game: 1.3
 Assist/turnover ratio: 0.4
 Steals/game: 0.6
 Blocks/game: 0.4

SEASON HIGHS

Points: 24 vs McNeese (11-16-19)
FG: 7 (2x) Last time at Wyoming (12-7-19)
FGA: 11 vs CSUN (11-9-19)
3FG: N/A
3FGA: N/A
FT: 12 vs McNeese (11-16-19)
FTA: 16 vs McNeese (11-16-19)
Rebounds: 8 at UTEP (11-19-19)
Assists: 2 vs McNeese (11-16-19)
Blocks: 3 vs Eastern NM (11-6-19)
Steals: 3 vs McNeese (11-16-19)
Minutes Played: 21 at NM State (11-21-19)

CAREER HIGHS AT UNM

Points: 24 vs McNeese (11-16-19)
FG: 8 at San José State (2-26-19)
FGA: 12 (2x) Last time at San José State (2-26-19)
3FG: 1 at NMSU (12-4-18)
3FGA: 2 (2x) Last time at NMSU (12-4-18)
FT: 12 vs McNeese (11-16-19)
FTA: 16 vs McNeese (11-16-19)
Rebounds: 11 (2x) Last time vs Colorado State (3-2-19)
Assists: 3 vs Iona (11-13-18)
Blocks: 3 vs Eastern NM (11-6-19)
Steals: 3 (3x) Last time vs McNeese (11-16-19)
Minutes Played: 30 vs UNLV (1-8-19)

CAREER STATISTICS

Season	gp-gs	min/avg	Total		3-Point		F-Throws		Rebounds				Scoring							
			fg-fga	pct	fg-fga	pct	ft-fa	pct	off	def	tot	avg	pf	fo	ast	to	blk	stl	pts	avg
2018-19	31-10	516/16.6	96-196	.490	1-7	.143	85-113	.752	48	95	143	4.6	72	2	21	52	9	18	278	9.0
2019-20	13-0	237/18.2	44-75	.587	0-1	.000	33-50	.660	21	31	52	4.0	22	0	7	17	5	8	121	9.3
TOTAL	44-10	753/17.1	140-271	.517	1-8	.125	118-163	.724	69	126	195	4.4	94	2	28	69	14	26	399	9.1



Vance Jackson
 6'9" | 230 - Redshirt-Junior - Guard/Forward
 Pasadena, Calif. (UConn)

2

NOTEWORTHY :

- Second on the Lobo squad in scoring in 2018-19 with 13.1 points per game
- Registered double figures in scoring on 23 occasions, including 12 straight
- Shot 40 percent from the floor and 65 percent from the free throw line
- Averaged 7.0 rebounds and 2.7 assists per game in 2018-19.
- Named to the 2019 Mountain West All-Tournament Team
- Averaged 8.1 ppg as a freshman at UCONN, made 21 starts in 32 games.

2019-20 GAME-BY-GAME STATISTICS

Opponent	Date	gs	min	Total		3-Pointers		Free throws		Rebounds				pf	a	t/o	blk	stl	pts	avg	
				fg-fga	pct	3fg-fga	pct	ft-fa	pct	off	def	tot	avg								
EASTERN N.M.	11/06/19	*	28	2-6	.333	0-2	.000	2-3	.667	0	4	4	4.0	3	3	2	1	1	6	6.0	
CSUN	11/09/19	*	20	2-3	.667	0-1	.000	2-2	1.000	0	1	1	2.5	4	1	2	1	0	6	6.0	
GREEN BAY	11/13/19	*	21	1-8	.125	0-4	.000	2-3	.667	1	4	5	3.3	2	2	3	0	2	4	5.3	
MCNEESE	11/16/19	*	20	3-7	.429	3-5	.600	2-2	1.000	1	4	5	3.8	2	0	2	0	0	11	6.8	
at UTEP	11/19/19	*	22	1-5	.200	1-4	.250	1-2	.500	0	0	0	3.0	0	0	2	0	0	4	6.2	
at New Mexico St.	11/21/19	*	26	2-8	.250	1-4	.250	4-6	.667	1	6	7	3.7	0	0	1	0	0	9	6.7	
vs Auburn	11/25/19	*	26	4-10	.400	2-6	.333	0-0	.000	1	7	8	4.3	4	0	3	0	0	10	7.1	
vs Wisconsin	11/26/19	*	28	1-5	.200	1-5	.200	0-0	.000	0	2	2	4.0	2	2	1	0	1	3	6.6	
MONTANA	12/01/19	*	28	2-6	.333	0-4	.000	1-1	1.000	1	4	5	4.1	2	1	1	0	0	5	6.4	
BOISE ST.	12/04/19	*	24	2-5	.400	0-2	.000	2-2	1.000	1	3	4	4.1	2	1	0	0	1	6	6.4	
at Wyoming	12/07/19	*	16	2-7	.286	1-4	.250	0-0	.000	1	3	4	4.1	3	0	1	1	1	5	6.3	
NEW MEXICO ST.	12/14/19	*	23	2-7	.286	1-5	.200	0-0	.000	1	1	2	3.9	1	1	3	0	3	5	6.2	
GRAND CANYON	12/17/19	*	26	5-8	.625	2-5	.400	0-0	.000	1	0	1	3.7	1	1	1	1	0	12	6.6	
Totals			13	308	29-85	.341	12-51	.235	16-21	.762	9	39	48	3.7	26	12	22	4	9	86	6.6

Games played: 13
 Minutes/game: 23.7
 Points/game: 6.6
 FG Pct: 34.1
 3FG Pct: 23.5
 FT Pct: 76.2

Rebounds/game: 3.7
 Assists/game: 0.9
 Turnovers/game: 1.7
 Assist/turnover ratio: 0.5
 Steals/game: 0.7
 Blocks/game: 0.3

SEASON HIGHS

Points: 12 vs Grand Canyon (12-17-19)
FG: 5 vs Grand Canyon (12-17-19)
FGA: 10 vs. No. 18/19 Auburn (11-25-19)
3FG: 3 vs McNeese (11-16-19)
3FGA: 6 vs. No. 18/19 Auburn (11-25-19)
FT: 4 at NM State (11-19-19)
FTA: 6 at NM State (11-19-19)
Rebounds: 8 vs. No. 18/19 Auburn (11-25-19)
Assists: 3 vs Eastern NM (11-6-19)
Blocks: 1 (4x) Last time vs Grand Canyon (12-17-19)
Steals: 3 vs NM State (12-14-19)
Minutes Played: 28 (3x) Last time vs Montana (12-1-19)

CAREER HIGHS AT UNM

Points: 30 vs Fresno State (2-17-19)
FG: 9 Utah State (3-14-19)
FGA: 18 Utah State (3-14-19)
3FG: 4 (3x) Last time Utah State (3-14-19)
3FGA: 11 at Fresno State (2-2-19)
FT: 10 vs Fresno State (2-17-19)
FTA: 11 vs Fresno State (2-17-19)
Rebounds: 12 (2x) Last time at Colorado State (1-12-19)
Assists: 7 No. 5/6 Nevada (1-5-19)
Blocks: 2 vs Utah State (1-26-19)
Steals: 4 vs Wyoming (3-13-19)
Minutes Played: 35 (2x) Last time vs Utah State (3-14-19)

CAREER STATISTICS

Season	gp-gs	min/avg	Total		3-Point		F-Throws		Rebounds				pf	fo	ast	to	blk	stl	Scoring	
			fg-fga	pct	fg-fga	pct	ft-fa	pct	off	def	tot	avg							pts	avg
2018-19	32-16	889/27.8	137-338	.405	57-172	.331	89-137	.650	42	182	224	7.0	60	1	85	80	4	35	420	13.1
2019-20	13-13	308/23.7	29-85	.341	12-51	.235	16-21	.762	9	39	48	3.7	26	0	12	22	4	9	86	6.6
TOTAL	45-29	1197/26.6	166-423	.392	69-223	.309	105-158	.665	51	221	272	6.0	86	1	97	102	8	44	506	11.2



Keith McGee
 6'3" | 180 - Redshirt-Junior - Point Guard
 Rochester, N.Y. (South Plains College)

3

NOTEWORTHY :

- Averaged 9.1 ppg in 2018-19 shooting 44 percent from the floor
- Named 2018 NJCAA Tournament MVP with 20 points, 5 FG, 3-4 3FG, 7-12 FT
- Led South Plains to the 2018 NJCAA Men's National Championship
- Finished 2017-18 shooting 48.6 percent from the field, 44.7 percent from behind the arc while averaging 2.7 assists per game

2019-20 GAME-BY-GAME STATISTICS

Opponent	Date	gs	min	Total		3-Pointers		Free throws		Rebounds				pf	a	t/o	blk	stl	pts	avg
				fg-fga	pct	3fg-fga	pct	ft-fta	pct	off	def	tot	avg							
EASTERN N.M.	11/06/19	20		5-7	.714	2-4	.500	0-0	.000	1	1	2	2.0	0	1	1	0	0	12	12.0
CSUN	11/09/19	20		4-7	.571	1-4	.250	1-1	1.000	1	3	4	3.0	2	3	1	0	0	10	11.0
GREEN BAY	11/13/19	15		2-4	.500	1-3	.333	0-0	.000	2	1	3	3.0	2	0	2	0	0	5	9.0
MCNEESE	11/16/19	10		2-3	.667	0-1	.000	0-0	.000	0	1	1	2.5	1	0	0	0	0	4	7.8
at UTEP	11/19/19	14		0-2	.000	0-2	.000	0-1	.000	0	2	2	2.4	0	0	1	0	0	0	6.2
at New Mexico St.	11/21/19	16		1-3	.333	1-2	.500	0-0	.000	0	0	0	2.0	2	0	2	0	0	3	5.7
vs Auburn	11/25/19	22		6-12	.500	1-4	.250	0-2	.000	2	0	2	2.0	1	1	2	0	0	13	6.7
vs Wisconsin	11/26/19	9		1-1	1.000	0-0	.000	0-0	.000	0	0	0	1.8	1	0	0	0	0	2	6.1
MONTANA	12/01/19	7		0-3	.000	0-2	.000	0-0	.000	0	0	0	1.6	0	1	0	0	0	0	5.4
BOISE ST.	12/04/19	3		0-0	.000	0-0	.000	0-0	.000	0	0	0	1.4	0	0	1	1	0	0	4.9
at Wyoming	12/07/19	5		0-1	.000	0-1	.000	0-0	.000	1	0	1	1.4	0	0	0	0	0	0	4.5
NEW MEXICO ST.	12/14/19	14		3-5	.600	2-4	.500	0-0	.000	0	1	1	1.3	1	0	0	0	0	8	4.8
GRAND CANYON	12/17/19	8		1-2	.500	0-1	.000	0-0	.000	0	2	2	1.4	3	0	1	0	0	2	4.5
Totals		0	163	25-50	.500	8-28	.286	1-4	.250	7	11	18	1.4	13	6	11	1	0	59	4.5

Games played: 13
 Minutes/game: 12.5
 Points/game: 4.5
 FG Pct: 50.0
 3FG Pct: 28.6
 FT Pct: 25.0

Rebounds/game: 1.4
 Assists/game: 0.5
 Turnovers/game: 0.8
 Assist/turnover ratio: 0.5
 Blocks/game: 0.1

SEASON HIGHS

Points: 13 vs. No. 18/19 Auburn (11-25-19)
FG: 6 vs. No. 18/19 Auburn (11-25-19)
FGA: 12 vs. No. 18/19 Auburn (11-25-19)
3FG: 2 (2x) Last time vs NM State (12-14-19)
3FGA: 4 (4x) Last time vs NM State (12-14-19)
FT: 1 vs CSUN (11-9-19)
FTA: 2 vs. No. 18/19 Auburn (11-25-19)
Rebounds: 4 vs CSUN (11-9-19)
Assists: 3 vs CSUN (11-9-19)
Blocks: 1 vs Boise State (12-4-19)
Steals: N/A
Minutes Played: 22 vs. No. 18/19 Auburn (11-25-19)

CAREER HIGHS AT UNM

Points: 25 at San José State (2-26-19)
FG: 10 at San José State (2-26-19)
FGA: 19 at San José State (2-26-19)
3FG: 5 at San José State (2-26-19)
3FGA: 11 at San José State (2-26-19)
FT: 5 at Fresno State (2-2-19)
FTA: 6 at Fresno State (2-2-19)
Rebounds: 5 vs Utah State (3-14-19)
Assists: 5 (2x) Last time at San José State (2-26-19)
Blocks: 1 (4x) Last time vs Boise State (12-4-19)
Steals: 3 (2x) Last time vs Utah State (3-14-19)
Minutes Played: 32 at San José State (2-26-19)

CAREER STATISTICS

Season	gp-gs	min/avg	Total		3-Point		F-Throws		Rebounds				Scoring							
			fg-fga	pct	fg-fga	pct	ft-fta	pct	off	def	tot	avg	pf	fo	ast	to	blk	stl	pts	avg
2018-19	29-12	587/20.2	93-209	.445	42-103	.408	35-44	.795	9	31	40	1.4	53	1	52	51	3	23	263	9.1
2019-20	13-0	163/12.5	25-50	.500	8-28	.286	1-4	.250	7	11	18	1.4	13	0	6	11	1	0	59	4.5
TOTAL	42-12	750/17.9	118-259	.456	50-131	.382	36-48	.750	16	42	58	1.4	66	1	58	62	4	23	322	7.7



Tavian Percy
 6'6" | 205 - Sophomore - Guard
 Miami, Fla. (Pasadena HS (Calif.))

4

NOTEWORTHY :

- Competed in 23 games as a freshman for the Lobos.
- Averaged 15 points, six rebounds, four assists and two steals per game in his senior season at Pasadena High
- Named Second Team All-Area selection
- Helped Oldsmar Christian to 2016-17 SIAA State Championship as a junior

2019-20 GAME-BY-GAME STATISTICS

Opponent	Date	gs	min	Total		3-Pointers		Free throws		Rebounds				pf	a	t/o	blk	stl	pts	avg
				fg-fga	pct	3fg-fga	pct	ft-fga	pct	off	def	tot	avg							
EASTERN N.M.	11/06/19	6		0-0	.000	0-0	.000	0-0	.000	0	0	0	0.0	0	2	0	0	1	0	0.0
CSUN	11/09/19	13		0-1	.000	0-1	.000	0-0	.000	0	2	2	1.0	0	0	0	0	2	0	0.0
GREEN BAY	11/13/19	7		2-2	1.000	1-1	1.000	0-0	.000	0	2	2	1.3	0	0	0	0	5	1.7	
MCNEESE	11/16/19	4		1-1	1.000	1-1	1.000	0-0	.000	0	0	0	1.0	0	0	0	0	3	2.0	
at UTEP	11/19/19	dnp		-	-	-	-	-	-	-	-	-	-	-	-	-	-	-	-	
vs Auburn	11/25/19	8		1-1	1.000	0-0	.000	0-0	.000	0	1	1	1.0	0	1	0	0	2	2.0	
vs Wisconsin	11/26/19	7		0-0	.000	0-0	.000	0-0	.000	0	1	1	1.0	1	0	0	0	0	1.7	
MONTANA	12/01/19	6		1-1	1.000	1-1	1.000	0-0	.000	0	2	2	1.1	0	1	0	0	3	1.9	
BOISE ST.	12/04/19	5		0-0	.000	0-0	.000	0-0	.000	0	0	0	1.0	0	1	0	0	0	1.6	
at Wyoming	12/07/19	15		2-3	.667	1-2	.500	0-0	.000	0	0	0	0.9	1	1	0	0	1	5	2.0
Totals		0	71	7-9	.778	4-6	.667	0-0	.000	0	8	8	0.9	2	6	0	0	4	18	2.0

Games played: 9
 Minutes/game: 7.9
 Points/game: 2.0
 FG Pct: 77.8
 3FG Pct: 66.7

Rebounds/game: 0.9
 Assists/game: 0.7
 Assist/turnover ratio: 99.9
 Steals/game: 0.4

SEASON HIGHS

Points: 5 (2x) Last time at Wyoming (12-7-19)
FG: 2 (2x) Last time at Wyoming (12-7-19)
FGA: 3 at Wyoming (12-7-19)
3FG: 1 (4x) Last time at Wyoming (12-7-19)
3FGA: 2 at Wyoming (12-7-19)
FT: N/A
FTA: N/A
Rebounds: 2 (3x) Last time vs Montana (12-1-19)
Assists: 2 vs Eastern NM (11-6-19)
Blocks: N/A
Steals: 2 vs CSUN (11-9-19)
Minutes Played: 15 at Wyoming (12-7-19)

CAREER HIGHS AT UNM

Points: 10 vs Southwest (12-30-18)
FG: 3 vs Southwest (12-30-18)
FGA: 9 vs Southwest (12-30-18)
3FG: 2 vs Southwest (12-30-18)
3FGA: 7 vs Southwest (12-30-18)
FT: 2 (2x) Last time vs Wyoming (1-19-19)
FTA: 4 vs San José State (2-13-19)
Rebounds: 6 vs Southwest (12-30-18)
Assists: 3 vs Southwest (12-30-18)
Blocks: 1 vs UTEP (11-24-18)
Steals: 3 vs Southwest (12-30-18)
Minutes Played: 22 vs Southwest (12-30-18)

CAREER STATISTICS

Season	gp-gs	min/avg	Total		3-Point		F-Throws		Rebounds				Scoring							
			fg-fga	pct	fg-fga	pct	ft-fga	pct	off	def	tot	avg	pf	fo	ast	to	blk	stl	pts	avg
2018-19	23-6	169/7.3	10-34	.294	5-20	.250	5-9	.556	9	11	20	0.9	19	0	9	6	1	8	30	1.3
2019-20	9-0	71/7.9	7-9	.778	4-6	.667	0-0	.000	0	8	8	0.9	2	0	6	0	0	4	18	2.0
TOTAL	32-6	240/7.5	17-43	.395	9-26	.346	5-9	.556	9	19	28	0.9	21	0	15	6	1	12	48	1.5



JaQuan Lyle

6'5" | 205 - Redshirt-Senior - Guard
Evansville, Ind. (Ohio State)

5

NOTEWORTHY :

- Played in 35 games with 31 starts at guard at Ohio State
- Averaged 11.2 points in his freshman season, fourth leading scorer on team
- Led the Buckeyes in assists (147) for the 2015-16 season and again in 2016-17 (142).
- In 2016-17, third leading scorer with 11.4 ppg, shot 45.8% from the field and 40.7% from three as a sophomore.

2019-20 GAME-BY-GAME STATISTICS

Opponent	Date	gs	min	Total		3-Pointers		Free throws		Rebounds				pf	a	t/o	blk	stl	pts	avg	
				fg-fga	pct	3fg-fga	pct	ft-fta	pct	off	def	tot	avg								
EASTERN N.M.	11/06/19	*	26	4-6	.667	1-3	.333	0-0	.000	0	4	4	4.0	3	11	3	0	0	9	9.0	
CSUN	11/09/19	*	29	7-10	.700	2-4	.500	2-2	1.000	0	4	4	4.0	1	5	6	0	0	18	13.5	
GREEN BAY	11/13/19	*	31	9-16	.563	5-9	.556	8-8	1.000	0	5	5	4.3	3	5	7	0	1	31	19.3	
MCNEESE	11/16/19	*	36	4-10	.400	3-5	.600	7-8	.875	1	4	5	4.5	3	4	5	0	2	18	19.0	
at UTEP	11/19/19	*	37	4-12	.333	1-6	.167	10-15	.667	1	7	8	5.2	3	4	4	0	0	19	19.0	
at New Mexico St.	11/21/19	*	38	9-14	.643	2-5	.400	4-5	.800	0	0	0	4.3	3	2	5	0	3	24	19.8	
vs Auburn	11/25/19	*	25	1-10	.100	0-3	.000	0-0	.000	1	5	6	4.6	2	2	3	0	0	2	17.3	
vs Wisconsin	11/26/19	*	37	5-14	.357	1-4	.250	3-5	.600	2	7	9	5.1	2	2	1	0	0	14	16.9	
MONTANA	12/01/19	*	36	4-11	.364	2-3	.667	6-12	.500	0	5	5	5.1	4	3	2	0	0	16	16.8	
BOISE ST.	12/04/19	*	39	10-17	.588	3-7	.429	8-10	.800	0	4	4	5.0	2	6	1	1	2	31	18.2	
at Wyoming	12/07/19	*	36	3-12	.250	2-5	.400	5-5	1.000	0	3	3	4.8	1	3	6	0	2	13	17.7	
NEW MEXICO ST.	12/14/19	*	39	5-13	.385	1-3	.333	5-6	.833	0	2	2	4.6	2	5	5	1	2	16	17.6	
GRAND CANYON	12/17/19	*	34	6-9	.667	4-5	.800	5-5	1.000	0	3	3	4.5	2	6	5	0	2	21	17.8	
Totals			13	443	71-154	.461	27-62	.435	63-81	.778	5	53	58	4.5	31	58	53	2	14	232	17.8

Games played: 13
Minutes/game: 34.1
Points/game: 17.8
FG Pct: 46.1
3FG Pct: 43.5
FT Pct: 77.8

Rebounds/game: 4.5
Assists/game: 4.5
Turnovers/game: 4.1
Assist/turnover ratio: 1.1
Steals/game: 1.1
Blocks/game: 0.2

SEASON HIGHS

Points: 31 (2x) Last time vs Boise State (12-4-19)
FG: 10 vs Boise State (12-4-19)
FGA: 17 vs Boise State (12-4-19)
3FG: 5 vs Green Bay (11-13-19)
3FGA: 9 vs Green Bay (11-13-19)
FT: 8 vs Green Bay (11-13-19)
FTA: 8 (2x) Last time vs McNeese (11-16-19)
Rebounds: 9 vs Wisconsin (11-26-19)
Assists: 11 vs Eastern NM (11-6-19)
Blocks: 1 (2x) Last time vs NM State (12-14-19)
Steals: 3 at NM State (11-21-19)
Minutes Played: 39 (2x) Last time vs NM State (12-14-19)

CAREER HIGHS AT UNM

Points: 31 (2x) Last time vs Boise State (12-4-19)
FG: 10 vs Boise State (12-4-19)
FGA: 17 vs Boise State (12-4-19)
3FG: 5 vs Green Bay (11-13-19)
3FGA: 9 vs Green Bay (11-13-19)
FT: 8 vs Green Bay (11-13-19)
FTA: 8 (2x) Last time vs McNeese (11-16-19)
Rebounds: 9 vs Wisconsin (11-26-19)
Assists: 11 vs Eastern NM (11-6-19)
Blocks: 1 (2x) Last time vs NM State (12-14-19)
Steals: 3 at NM State (11-21-19)
Minutes Played: 39 (2x) Last time vs NM State (12-14-19)

CAREER STATISTICS

Season	gp-gs	min/avg	Total		3-Point		F-Throws		Rebounds				Scoring							
			fg-fga	pct	fg-fga	pct	ft-fta	pct	off	def	tot	avg	pf	fo	ast	to	blk	stl	pts	avg
2019-20	13-13	443/34.1	71-154	.461	27-62	.435	63-81	.778	5	53	58	4.5	31	0	58	53	2	14	232	17.8
TOTAL	13-13	443/34.1	71-154	.461	27-62	.435	63-81	.778	5	53	58	4.5	31	0	58	53	2	14	232	17.8



Makuach Maluach
 6'7" | 195 - Junior - Guard/Forward
 Sydney, Australia (Newington College)

10

NOTEWORTHY :

- Scored a career-high 26 points at Air Force on 2-10-18.
- Ranks 4th all-time in Lobo freshman scoring with 327 points in 2016-17.
- Played prep ball at Newington College in Stanmore, NSW, Australia
- Graduated in 2017
- Member of Australian Junior National Team in the FIBA U18 Oceania Championships.

2019-20 GAME-BY-GAME STATISTICS

Opponent	Date	gs	min	Total		3-Pointers		Free throws		Rebounds				Other				pts	avg		
				fg-fga	pct	3fg-fga	pct	ft-fa	pct	off	def	tot	avg	pf	a	t/o	blk			stl	
EASTERN N.M.	11/06/19	*	22	5-7	.714	2-4	.500	4-5	.800	0	2	2	2.0	1	0	2	1	1	16	16.0	
CSUN	11/09/19	*	27	2-3	.667	1-2	.500	0-0	.000	1	7	8	5.0	0	3	1	1	1	5	10.5	
GREEN BAY	11/13/19	*	30	6-7	.857	2-2	1.000	2-2	1.000	1	0	1	3.7	2	2	2	0	1	16	12.3	
MCNEESE	11/16/19	*	29	5-9	.556	1-4	.250	1-2	.500	0	0	0	2.8	1	0	1	0	0	12	12.3	
at UTEP	11/19/19	*	30	4-6	.667	2-3	.667	1-1	1.000	0	4	4	3.0	1	0	3	0	2	11	12.0	
at New Mexico St.	11/21/19	*	22	4-10	.400	0-4	.000	1-2	.500	1	2	3	3.0	4	0	2	0	0	9	11.5	
vs Auburn	11/25/19	*	28	5-7	.714	0-1	.000	4-4	1.000	3	3	6	3.4	1	1	3	0	1	14	11.9	
vs Wisconsin	11/26/19	*	16	1-3	.333	0-1	.000	0-0	.000	1	0	1	3.1	2	2	2	0	1	2	10.6	
MONTANA	12/01/19	*	25	4-6	.667	1-1	1.000	0-0	.000	0	2	2	3.0	2	2	3	0	0	9	10.4	
BOISE ST.	12/04/19	*	27	3-3	1.000	0-0	.000	0-0	.000	0	0	0	2.7	1	2	0	1	2	6	10.0	
at Wyoming	12/07/19	*	31	5-10	.500	0-3	.000	2-3	.667	0	3	3	2.7	1	0	1	0	0	12	10.2	
NEW MEXICO ST.	12/14/19	*	19	2-5	.400	0-2	.000	2-2	1.000	1	1	2	2.7	1	0	0	0	0	6	9.8	
GRAND CANYON	12/17/19	*	17	2-6	.333	1-3	.333	0-1	.000	2	2	4	2.8	0	1	2	0	0	5	9.5	
Totals			13	323	48-82	.585	10-30	.333	17-22	.773	10	26	36	2.8	17	13	22	3	9	123	9.5

Games played: 13
 Minutes/game: 24.8
 Points/game: 9.5
 FG Pct: 58.5
 3FG Pct: 33.3
 FT Pct: 77.3

Rebounds/game: 2.8
 Assists/game: 1.0
 Turnovers/game: 1.7
 Assist/turnover ratio: 0.6
 Steals/game: 0.7
 Blocks/game: 0.2

SEASON HIGHS

Points: 16 (2x) Last time vs Green Bay (11-13-19)
FG: 6 vs Green Bay (11-13-19)
FGA: 10 (2x) Last time at Wyoming (12-7-19)
3FG: 2 (2x) Last time vs Green Bay (11-13-19)
3FGA: 4 (3x) Last time at NM State (11-21-19)
FT: 4 (2x) Last time vs. No. 18/19 Auburn (11-25-19)
FTA: 5 vs Eastern NM (11-6-19)
Rebounds: 8 vs CSUN (11-9-19)
Assists: 3 vs CSUN (11-9-19)
Blocks: 1 (3x) Last time vs Boise State (12-4-19)
Steals: 2 at UTEP (11-19-19)
Minutes Played: 31 at Wyoming (12-7-19)

CAREER HIGHS AT UNM

Points: 26 at Air Force (2-10-18)
FG: 10 at Air Force (2-10-18)
FGA: 15 at Fresno State (1-13-18)
3FG: 6 at Air Force (2-10-18)
3FGA: 7 (4x) Last time vs Wyoming (3-13-19)
FT: 12 at Wyoming (2-20-18)
FTA: 15 at Wyoming (2-20-18)
Rebounds: 10 vs Colorado State (3-2-19)
Assists: 5 (2x) Last time at Utah State (2-20-19)
Blocks: 3 (2x) Last time vs San Diego State (2-5-19)
Steals: 3 at Air Force (2-10-18)
Minutes Played: 38 at Air Force (2-10-18)

CAREER STATISTICS

Season	gp-gs	min/avg	Total		3-Point		F-Throws		Rebounds				Other				Scoring			
			fg-fga	pct	fg-fga	pct	ft-fa	pct	off	def	tot	avg	pf	fo	ast	to	blk	stl	pts	avg
2017-18	34-15	669/19.7	117-211	.555	29-63	.460	64-79	.810	37	48	85	2.5	82	3	33	43	8	19	327	9.6
2018-19	32-28	846/26.4	105-274	.383	44-134	.328	62-89	.697	33	94	127	4.0	71	2	60	60	16	21	316	9.9
2019-20	13-13	323/24.8	48-82	.585	10-30	.333	17-22	.773	10	26	36	2.8	17	0	13	22	3	9	123	9.5
TOTAL	79-56	1838/23.3	270-567	.476	83-227	.366	143-190	.753	80	168	248	3.1	170	5	106	125	27	49	766	9.7



JJ Caldwell
 6'1" | 185 - Redshirt-Junior - Guard
 Houston, Texas (Texas A&M)

11

NOTEWORTHY :

- Saw action in 16 games in his first season on the court at Texas A&M
- Averaged 16 minutes per game and posted five starts
- Compiled 41 assists, 12 steals and two blocks on the season
- Enjoyed his best game against No. 1/2 Florida, scoring nine points and dishing a career-best seven assists against the Gators.
- No. 30 overall recruit, member of ESPN Top 100, 4-star ESPN prospect

2019-20 GAME-BY-GAME STATISTICS

Opponent	Date	gs	min	Total		3-Pointers		Free throws		Rebounds				pf	a	t/o	blk	stl	pts	avg	
				fg-fga	pct	3fg-fga	pct	ft-fa	pct	off	def	tot	avg								
EASTERN N.M.	11/06/19	*	25	3-5	.600	0-0	.000	0-0	.000	1	5	6	6.0	2	4	4	0	2	6	6.0	
CSUN	11/09/19	*	24	3-3	1.000	0-0	.000	3-3	1.000	0	2	2	4.0	2	3	0	0	1	9	7.5	
GREEN BAY	11/13/19	*	32	0-5	.000	0-1	.000	3-5	.600	0	4	4	4.0	0	6	1	0	4	3	6.0	
MCNEESE	11/16/19	*	32	0-1	.000	0-0	.000	0-0	.000	1	0	1	3.3	2	10	2	0	4	0	4.5	
at UTEP	11/19/19	*	30	2-3	.667	0-0	.000	1-1	1.000	1	2	3	3.2	3	2	4	1	3	5	4.6	
at New Mexico St.	11/21/19	*	37	3-4	.750	0-0	.000	3-5	.600	0	3	3	3.2	0	7	1	0	0	9	5.3	
vs Auburn	11/25/19	*	32	1-2	.500	0-1	.000	0-0	.000	1	3	4	3.3	1	6	3	0	4	2	4.9	
vs Wisconsin	11/26/19	*	33	4-5	.800	1-1	1.000	3-4	.750	0	5	5	3.5	2	3	4	0	0	12	5.8	
MONTANA	12/01/19	*	33	1-3	.333	1-1	1.000	0-1	.000	0	6	6	3.8	1	5	1	1	3	3	5.4	
BOISE ST.	12/04/19	*	35	4-10	.400	0-3	.000	0-0	.000	2	1	3	3.7	1	7	1	0	1	8	5.7	
at Wyoming	12/07/19	*	35	3-5	.600	0-0	.000	2-2	1.000	3	7	10	4.3	0	9	2	0	3	8	5.9	
NEW MEXICO ST.	12/14/19	*	29	1-6	.167	0-1	.000	5-6	.833	1	2	3	4.2	3	3	4	0	2	7	6.0	
GRAND CANYON	12/17/19	*	31	1-3	.333	0-1	.000	2-2	1.000	1	0	1	3.9	1	9	0	0	2	4	5.8	
Totals			13	408	26-55	.473	2-9	.222	22-29	.759	11	40	51	3.9	18	74	27	2	29	76	5.8

Games played: 13
 Minutes/game: 31.4
 Points/game: 5.8
 FG Pct: 47.3
 3FG Pct: 22.2
 FT Pct: 75.9

Rebounds/game: 3.9
 Assists/game: 5.7
 Turnovers/game: 2.1
 Assist/turnover ratio: 2.7
 Steals/game: 2.2
 Blocks/game: 0.2

SEASON HIGHS

Points: 12 vs Wisconsin (11-26-19)
FG: 4 (2x) Last time vs Boise State (12-4-19)
FGA: 10 vs Boise State (12-4-19)
3FG: 1 (2x) Last time vs Montana (12-1-19)
3FGA: 3 vs Boise State (12-4-19)
FT: 5 vs NM State (12-14-19)
FTA: 6 vs NM State (12-14-19)
Rebounds: 10 at Wyoming (12-7-19)
Assists: 10 vs McNeese (11-16-19)
Blocks: 1 (2x) Last time vs Montana (12-1-19)
Steals: 4 (3x) Last time vs. No. 18/19 Auburn (11-25-19)
Minutes Played: 37 at NM State (11-21-19)

CAREER HIGHS AT UNM

Points: 12 vs Wisconsin (11-26-19)
FG: 4 (2x) Last time vs Boise State (12-4-19)
FGA: 10 vs Boise State (12-4-19)
3FG: 1 (2x) Last time vs Montana (12-1-19)
3FGA: 3 vs Boise State (12-4-19)
FT: 5 vs NM State (12-14-19)
FTA: 6 vs NM State (12-14-19)
Rebounds: 10 at Wyoming (12-7-19)
Assists: 10 vs McNeese (11-16-19)
Blocks: 1 (2x) Last time vs Montana (12-1-19)
Steals: 4 (3x) Last time vs. No. 18/19 Auburn (11-25-19)
Minutes Played: 37 at NM State (11-21-19)

CAREER STATISTICS

Season	gp-gs	min/avg	Total		3-Point		F-Throws		Rebounds				Scoring							
			fg-fga	pct	fg-fga	pct	ft-fa	pct	off	def	tot	avg	pf	fo	ast	to	blk	stl	pts	avg
2019-20	13-13	408/31.4	26-55	.473	2-9	.222	22-29	.759	11	40	51	3.9	18	0	74	27	2	29	76	5.8
TOTAL	13-13	408/31.4	26-55	.473	2-9	.222	22-29	.759	11	40	51	3.9	18	0	74	27	2	29	76	5.8



Daniel Headdings
6'2" | 185 - Freshman - Guard
Wasilla, Alaska (Wasilla HS)

12

NOTEWORTHY :

- Averaged 20.4 points, 3.0 assists and 3.0 rebounds per game as a senior in HS
- Helped lead his squad to a pair of regional championships and a state championship
- Has 11 siblings
- Hails from the same hometown as recent graduate and four-year Lobo Dane Kuiper.

2019-20 GAME-BY-GAME STATISTICS

Expecting to red shirt in the 2019-20 season.

HIGH SCHOOL/AAU: Averaged 20.4 points, 3.0 assists and 3.0 rebounds per game in his senior year at Wasilla High School ... helped lead his squad to the 2017 Region Championship and the 2018 Region Championship ... helped his team earn the 2018 State Championship ... also played for Team 907 and Alaska Blugolds.

PERSONAL: Born Sept. 27 ... parents are Brian and Nancy Headdings ... has 11 siblings, Amanda (32), Adam (30), Joel (29), Micah (24), Ethan (21) Makayla (16), Shayna (15), Tessa (15), Caleb (12), Levi (9) and Gracie (7) ... majoring in business administration ... hobbies include basketball and painting ... favorite athlete is Russell Westbrook ... favorite food is cereal ... favorite movie is "Remember the Titans."

SEASON HIGHS

CAREER HIGHS AT UNM

CAREER STATISTICS



Vante Hendrix
 6'5" | 195 - Redshirt-Sophomore - Guard
 Woodland Hills, Calif. (Utah) **14**

NOTEWORTHY :

- Averaged 17.8 minutes and 45 percent shooting from the floor in his only year with the Utes
- Averaged 7.8 points, 3.0 rebounds and 1.5 assists per game while at Utah
- Averaged 22.3 points, 8.7 rebounds and 2.7 steals per game as a HS senior
- Started his high school career in Alaska, born in Anchorage

2019-20 GAME-BY-GAME STATISTICS

Opponent	Date	gs	min	Total		3-Pointers		Free throws		Rebounds				pf	a	t/o	blk	stl	pts	avg
				fg-fga	pct	3fg-fga	pct	ft-fta	pct	off	def	tot	avg							
at UTEP	11/19/19		dnp	-	-	-	-	-	-	-	-	-	-	-	-	-	-	-	-	-
at Wyoming	12/07/19		dnp	-	-	-	-	-	-	-	-	-	-	-	-	-	-	-	-	-
GRAND CANYON	12/17/19		18	4-8	.500	4-6	.667	0-0	.000	0	3	3	3.0	3	1	0	0	1	12	12.0
Totals		0	18	4-8	.500	4-6	.667	0-0	.000	0	3	3	3.0	3	1	0	0	1	12	12.0

Games played: 1
 Minutes/game: 18.0
 Points/game: 12.0
 FG Pct: 50.0
 3FG Pct: 66.7

Rebounds/game: 3.0
 Assists/game: 1.0
 Assist/turnover ratio: 99.9
 Steals/game: 1.0

SEASON HIGHS

Points: 12 vs Grand Canyon (12-17-19)
FG: 4 vs Grand Canyon (12-17-19)
FGA: 8 vs Grand Canyon (12-17-19)
3FG: 4 vs Grand Canyon (12-17-19)
3FGA: 6 vs Grand Canyon (12-17-19)
FT: N/A
FTA: N/A
Rebounds: 3 vs Grand Canyon (12-17-19)
Assists: 1 vs Grand Canyon (12-17-19)
Blocks: N/A
Steals: 1 vs Grand Canyon (12-17-19)
Minutes Played: 18 vs Grand Canyon (12-17-19)

CAREER HIGHS AT UNM

Points: 12 vs Grand Canyon (12-17-19)
FG: 4 vs Grand Canyon (12-17-19)
FGA: 8 vs Grand Canyon (12-17-19)
3FG: 4 vs Grand Canyon (12-17-19)
3FGA: 6 vs Grand Canyon (12-17-19)
FT: N/A
FTA: N/A
Rebounds: 3 vs Grand Canyon (12-17-19)
Assists: 1 vs Grand Canyon (12-17-19)
Blocks: N/A
Steals: 1 vs Grand Canyon (12-17-19)
Minutes Played: 18 vs Grand Canyon (12-17-19)

CAREER STATISTICS

Season	gp-gs	min/avg	Total		3-Point		F-Throws		Rebounds				Scoring							
			fg-fga	pct	fg-fga	pct	ft-fta	pct	off	def	tot	avg	pf	fo	ast	to	blk	stl	pts	avg
2019-20	1-0	18/18.0	4-8	.500	4-6	.667	0-0	.000	0	3	3	3.0	3	0	1	0	0	1	12	12.0
TOTAL	1-0	18/18.0	4-8	.500	4-6	.667	0-0	.000	0	3	3	3.0	3	0	1	0	0	1	12	12.0



Carlton Bragg

15

6'10" | 220 - Redshirt-Senior - Forward
Cleveland, Ohio (Kansas/Arizona State)

NOTEWORTHY :

- Averaged 10.5 points in 2018-19 and registered 13 games in double figures
- Competed for two seasons at Kansas before transferring to Arizona State
- Saw action in a total of 69 games while at Kansas
- Averaged 13.8 minutes, 5.2 points and 4.1 rebounds per game as a sophomore
- Scored a season-high 12 points as a freshman in the Big 12 Quarterfinals in 2016
- 2015 McDonald's High School All-American

2019-20 GAME-BY-GAME STATISTICS

Opponent	Date	gs	min	Total		3-Pointers		Free throws		Rebounds				pf	a	t/o	blk	stl	pts	avg	
				fg-fga	pct	3fg-fga	pct	ft-fta	pct	off	def	tot	avg								
EASTERN N.M.	11/06/19	*	18	4-6	.667	0-0	.000	5-7	.714	0	6	6	6.0	3	0	0	2	0	13	13.0	
CSUN	11/09/19	*	23	6-9	.667	0-0	.000	5-7	.714	1	3	4	5.0	1	1	0	1	0	17	15.0	
GREEN BAY	11/13/19	*	29	4-10	.400	0-1	.000	3-4	.750	3	13	16	8.7	2	0	2	1	0	11	13.7	
MCNEESE	11/16/19	*	26	3-11	.273	0-1	.000	0-0	.000	7	11	18	11.0	2	2	4	2	5	6	11.8	
at UTEP	11/19/19	*	27	3-8	.375	0-0	.000	4-5	.800	4	5	9	10.6	2	0	0	1	0	10	11.4	
at New Mexico St.	11/21/19	*	30	5-6	.833	0-0	.000	4-4	1.000	3	3	6	9.8	4	1	3	1	4	14	11.8	
vs Auburn	11/25/19	*	20	2-8	.250	0-0	.000	0-0	.000	4	3	7	9.4	5	2	2	1	1	4	10.7	
vs Wisconsin	11/26/19	*	31	5-8	.625	0-0	.000	2-2	1.000	1	5	6	9.0	4	0	1	1	0	12	10.9	
MONTANA	12/01/19	*	30	5-8	.625	1-1	1.000	9-11	.818	5	9	14	9.6	2	1	0	2	0	20	11.9	
BOISE ST.	12/04/19	*	27	6-11	.545	0-0	.000	5-7	.714	4	5	9	9.5	4	0	1	2	0	17	12.4	
at Wyoming	12/07/19	*	26	6-9	.667	0-0	.000	3-4	.750	4	11	15	10.0	3	1	4	3	1	15	12.6	
NEW MEXICO ST.	12/14/19	*	34	4-5	.800	0-0	.000	9-10	.900	5	12	17	10.6	0	1	1	1	4	17	13.0	
GRAND CANYON	12/17/19	*	34	7-10	.700	2-2	1.000	4-4	1.000	5	9	14	10.8	3	1	3	0	0	20	13.5	
Totals			13	355	60-109	.550	3-5	.600	53-65	.815	46	95	141	10.8	35	10	21	18	15	176	13.5

Games played: 13
Minutes/game: 27.3
Points/game: 13.5
FG Pct: 55.0
3FG Pct: 60.0
FT Pct: 81.5

Rebounds/game: 10.8
Assists/game: 0.8
Turnovers/game: 1.6
Assist/turnover ratio: 0.5
Steals/game: 1.2
Blocks/game: 1.4

SEASON HIGHS

Points: 20 (2x) Last time vs Grand Canyon (12-17-19)
FG: 7 vs Grand Canyon (12-17-19)
FGA: 11 (2x) Last time vs Boise State (12-4-19)
3FG: 2 vs Grand Canyon (12-17-19)
3FGA: 2 vs Grand Canyon (12-17-19)
FT: 9 (2x) Last time vs NM State (12-14-19)
FTA: 11 vs Montana (12-1-19)
Rebounds: 18 vs McNeese (11-16-19)
Assists: 2 (2x) Last time vs. No. 18/19 Auburn (11-25-19)
Blocks: 3 at Wyoming (12-7-19)
Steals: 5 vs McNeese (11-16-19)
Minutes Played: 34 (2x) Last time vs Grand Canyon (12-17-19)

CAREER HIGHS AT UNM

Points: 22 at Wyoming (3-9-19)
FG: 9 at Wyoming (3-9-19)
FGA: 16 at Wyoming (3-9-19)
3FG: 2 vs Grand Canyon (12-17-19)
3FGA: 2 (2x) Last time vs Grand Canyon (12-17-19)
FT: 9 (2x) Last time vs NM State (12-14-19)
FTA: 11 vs Montana (12-1-19)
Rebounds: 20 at Wyoming (3-9-19)
Assists: 2 (6x) Last time vs. No. 18/19 Auburn (11-25-19)
Blocks: 3 (3x) Last time at Wyoming (12-7-19)
Steals: 5 vs McNeese (11-16-19)
Minutes Played: 34 (2x) Last time vs Grand Canyon (12-17-19)

CAREER STATISTICS

Season	gp-gs	min/avg	Total		3-Point		F-Throws		Rebounds				Scoring							
			fg-fga	pct	fg-fga	pct	ft-fta	pct	off	def	tot	avg	pf	fo	ast	to	blk	stl	pts	avg
2018-19	24-21	574/23.9	92-185	.497	0-6	.000	69-107	.645	59	153	212	8.8	72	3	15	37	29	22	253	10.5
2019-20	13-13	355/27.3	60-109	.550	3-5	.600	53-65	.815	46	95	141	10.8	35	1	10	21	18	15	176	13.5
TOTAL	37-34	929/25.1	152-294	.517	3-11	.273	122-172	.709	105	248	353	9.5	107	4	25	58	47	37	429	11.6



Clay Patterson

20

6'1" | 175 - Redshirt-Sophomore - Guard
Rio Rancho, N.M. (Rio Rancho HS/Fort Lewis)

NOTEWORTHY :

- 2016 New Mexico Gatorade Player of the Year while at Rio Rancho
- Mr. Basketball 2016
- Helped Rio Rancho to New Mexico State Championship in 2016
- New Mexico State Tournament MVP in 2016
- USA Today New Mexico First Team
- Three-time All-District Academic Team honoree

2019-20 GAME-BY-GAME STATISTICS

Opponent	Date	gs	min	Total		3-Pointers		Free throws		Rebounds				pf	a	t/o	blk	stl	pts	avg
				fg-fga	pct	3fg-fga	pct	ft-fga	pct	off	def	tot	avg							
EASTERN N.M.	11/06/19		3	0-1	.000	0-1	.000	0-0	.000	0	0	0	0.0	0	0	0	0	0	0	0.0
CSUN	11/09/19		1	0-0	.000	0-0	.000	0-0	.000	0	0	0	0.0	0	0	0	0	0	0	0.0
at UTEP	11/19/19		dnp	-	-	-	-	-	-	-	-	-	-	-	-	-	-	-	-	-
at Wyoming	12/07/19		dnp	-	-	-	-	-	-	-	-	-	-	-	-	-	-	-	-	-
GRAND CANYON	12/17/19		1	0-0	.000	0-0	.000	0-0	.000	0	0	0	0.0	0	0	0	0	0	0	0.0
Totals			0	5	0-1	.000	0-1	.000	0-0	.000	0	0	0	0.0	0	0	0	0	0	0.0

Games played: 3
 Minutes/game: 1.7
 FG Pct: 0.0
 3FG Pct: 0.0

SEASON HIGHS

Points: N/A
 FG: 0
 FGA: 1 vs Eastern NM (11-6-19)
 3FG: 0
 3FGA: 1 vs Eastern NM (11-6-19)
 FT: N/A
 FTA: N/A
 Rebounds: N/A
 Assists: N/A
 Blocks: N/A
 Steals: N/A
 Minutes Played: 3 vs Eastern NM (11-6-19)

CAREER HIGHS AT UNM

Points: 2 vs Wyoming (1-19-19)
 FG: 0
 FGA: 3 vs Southwest (12-30-18)
 3FG: 0
 3FGA: 2 vs Southwest (12-30-18)
 FT: 2 vs Wyoming (1-19-19)
 FTA: 2 vs Wyoming (1-19-19)
 Rebounds: 2 vs San José State (2-13-19)
 Assists: 1 vs Southwest (12-30-18)
 Blocks: N/A
 Steals: N/A
 Minutes Played: 8 vs Southwest (12-30-18)

CAREER STATISTICS

Season	gp-gs	min/avg	Total		3-Point		F-Throws		Rebounds				Scoring							
			fg-fga	pct	fg-fga	pct	ft-fga	pct	off	def	tot	avg	pf	fo	ast	to	blk	stl	pts	avg
2018-19	3-0	13/4.3	0-4	.000	0-3	.000	2-2	1.000	1	2	3	1.0	0	0	1	0	0	0	2	0.7
2019-20	3-0	5/1.7	0-1	.000	0-1	.000	0-0	.000	0	0	0	0.0	0	0	0	0	0	0	0	0.0
TOTAL	6-0	18/3.0	0-5	.000	0-4	.000	2-2	1.000	1	2	3	0.5	0	0	1	0	0	0	2	0.3



Emmanuel Kuac
 6'7" | 200 - Freshman - Guard
 Calgary, Alberta, Canada (Kearns HS (Utah))

23

NOTEWORTHY :

- Signed his NLI as the 147th-ranked prospect in the nation as a wing
- Ranked a top-five player in Canada
- Captain of his high school squad as a senior
- Competed with Exum Elite and Gold Gauntlet 17U league
- Cherry & Silver Event Dunk Competition winner

2019-20 GAME-BY-GAME STATISTICS

Opponent	Date	gs	min	Total		3-Pointers		Free throws		Rebounds				pf	a	t/o	blk	stl	pts	avg
				fg-fga	pct	3fg-fga	pct	ft-fga	pct	off	def	tot	avg							
EASTERN N.M.	11/06/19		4	0-1	.000	0-1	.000	0-0	.000	0	1	1	1.0	1	0	1	0	0	0	0.0
CSUN	11/09/19		2	0-1	.000	0-0	.000	0-2	.000	3	0	3	2.0	0	1	0	0	0	0	0.0
at UTEP	11/19/19		dnp	-	-	-	-	-	-	-	-	-	-	-	-	-	-	-	-	-
vs Auburn	11/25/19		3	0-0	.000	0-0	.000	0-0	.000	1	0	1	1.7	0	0	0	0	0	0	0.0
at Wyoming	12/07/19		dnp	-	-	-	-	-	-	-	-	-	-	-	-	-	-	-	-	-
GRAND CANYON	12/17/19		1	0-0	.000	0-0	.000	0-0	.000	0	0	0	1.3	0	0	0	0	0	0	0.0
Totals			0	10	0-2	.000	0-1	.000	0-2	.000	4	1	5	1.3	1	1	1	0	0	0.0

Games played: 4
 Minutes/game: 2.5
 FG Pct: 0.0
 3FG Pct: 0.0
 FT Pct: 0.0

Rebounds/game: 1.3
 Assists/game: 0.3
 Turnovers/game: 0.3
 Assist/turnover ratio: 1.0

SEASON HIGHS

Points: N/A
 FG: 0
 FGA: 1 vs Eastern NM (11-6-19)
 3FG: 0
 3FGA: 1 (2x) Last time vs CSUN (11-9-19)
 FT: 0
 FTA: 2 vs CSUN (11-9-19)
 Rebounds: 3 vs CSUN (11-9-19)
 Assists: 1 vs CSUN (11-9-19)
 Blocks: N/A
 Steals: N/A
 Minutes Played: 4 vs Eastern NM (11-6-19)

CAREER HIGHS AT UNM

Points: N/A
 FG: 0
 FGA: 1 vs Eastern NM (11-6-19)
 3FG: 0
 3FGA: 1 (2x) Last time vs CSUN (11-9-19)
 FT: 0
 FTA: 2 vs CSUN (11-9-19)
 Rebounds: 3 vs CSUN (11-9-19)
 Assists: 1 vs CSUN (11-9-19)
 Blocks: N/A
 Steals: N/A
 Minutes Played: 4 vs Eastern NM (11-6-19)

CAREER STATISTICS

Season	gp-gs	min/avg	Total		3-Point		F-Throws		Rebounds				Scoring								
			fg-fga	pct	fg-fga	pct	ft-fga	pct	off	def	tot	avg	pf	fo	ast	to	blk	stl	pts	avg	
2019-20	4-0	10/2.5	0-2	.000	0-1	.000	0-2	.000	4	1	5	1.3	1	0	1	1	0	0	0	0	0.0
TOTAL	4-0	10/2.5	0-2	.000	0-1	.000	0-2	.000	4	1	5	1.3	1	0	1	1	0	0	0	0	0.0



Kurt Wegscheider
 6'4" | 185 - Freshman - Guard
 Central African Republic (NBA Academy Africa)

30

NOTEWORTHY :

- Enrolled in the NBA Academy Africa since 2017
- Named MVP of the BWB Africa All Star Games
- Participated in the NBA Global Camp in Treviso, Italy
- Participated in three stages of the European Youth Basketball League in Hungary; helped his team to win the tournament and remain unbeaten
- Participant in NCAA's Next Generation Sunday event at the 2019 Final Four

2019-20 GAME-BY-GAME STATISTICS

Opponent	Date	gs	min	Total		3-Pointers		Free throws		Rebounds				pf	a	t/o	blk	stl	pts	avg
				fg-fga	pct	3fg-fga	pct	ft-fga	pct	off	def	tot	avg							
EASTERN N.M.	11/06/19		3	2-2	1.000	0-0	.000	0-1	.000	0	0	0	0.0	0	0	0	0	0	4	4.0
CSUN	11/09/19		2	1-1	1.000	0-0	.000	0-0	.000	0	0	0	0.0	1	0	0	0	0	2	3.0
at UTEP	11/19/19		dnp	-	-	-	-	-	-	-	-	-	-	-	-	-	-	-	-	-
vs Auburn	11/25/19		4	1-2	.500	1-2	.500	0-0	.000	0	0	0	0.0	0	1	0	0	0	3	3.0
at Wyoming	12/07/19		dnp	-	-	-	-	-	-	-	-	-	-	-	-	-	-	-	-	-
GRAND CANYON	12/17/19		2	0-0	.000	0-0	.000	0-0	.000	0	1	1	0.3	0	1	0	0	0	0	2.3
Totals			0	11	4-5	.800	1-2	.500	0-1	.000	0	1	1	0.3	1	2	0	0	9	2.3

Games played: 4
 Minutes/game: 2.8
 Points/game: 2.3
 FG Pct: 80.0
 3FG Pct: 50.0
 FT Pct: 0.0

Rebounds/game: 0.3
 Assists/game: 0.5
 Assist/turnover ratio: 99.9

SEASON HIGHS

Points: 4 vs Eastern NM (11-6-19)
FG: 2 vs Eastern NM (11-6-19)
FGA: 2 (2x) vs. No. 18/19 Auburn (11-25-19)
3FG: 1 vs. No. 18/19 Auburn (11-25-19)
3FGA: 2 vs. No. 18/19 Auburn (11-25-19)
FT: 0 vs Eastern NM (11-6-19)
FTA: 1 vs Eastern NM (11-6-19)
Rebounds: 1 vs Grand Canyon (12-17-19)
Assists: 1 (2x) Last time vs Grand Canyon (12-17-19)
Blocks: N/A
Steals: N/A
Minutes Played: 4 vs. No. 18/19 Auburn (11-25-19)

CAREER HIGHS AT UNM

Points: 4 vs Eastern NM (11-6-19)
FG: 2 vs Eastern NM (11-6-19)
FGA: 2 (2x) vs. No. 18/19 Auburn (11-25-19)
3FG: 1 vs. No. 18/19 Auburn (11-25-19)
3FGA: 2 vs. No. 18/19 Auburn (11-25-19)
FT: 0 vs Eastern NM (11-6-19)
FTA: 1 vs Eastern NM (11-6-19)
Rebounds: 1 vs Grand Canyon (12-17-19)
Assists: 1 (2x) Last time vs Grand Canyon (12-17-19)
Blocks: N/A
Steals: N/A
Minutes Played: 4 vs. No. 18/19 Auburn (11-25-19)

CAREER STATISTICS

Season	gp-gs	min/avg	Total		3-Point		F-Throws		Rebounds				Scoring							
			fg-fga	pct	fg-fga	pct	ft-fga	pct	off	def	tot	avg	pf	fo	ast	to	blk	stl	pts	avg
2019-20	4-0	11/2.8	4-5	.800	1-2	.500	0-1	.000	0	1	1	0.3	1	0	2	0	0	0	9	2.3
TOTAL	4-0	11/2.8	4-5	.800	1-2	.500	0-1	.000	0	1	1	0.3	1	0	2	0	0	0	9	2.3



Jordan Arroyo
 6'7" | 220 - Sophomore - Forward
 Albuquerque, N.M. (Atrisco Heritage Academy)

33

NOTEWORTHY :

- Helped lead Atrisco Heritage to the 6A State Championship in 2018
- First Team All-State, First Team All-Metro and First Team All-District
- New Mexico State Tournament MVP
- All-Metro Defensive Player of the Year
- Shot 63 percent from the floor with 13 double-doubles on the season
- National Hispanic Scholar, Four-Year Honor Roll recipient and academic letterman

2019-20 GAME-BY-GAME STATISTICS

Opponent	Date	gs	min	Total		3-Pointers		Free throws		Rebounds				pf	a	t/o	blk	stl	pts	avg
				fg-fga	pct	3fg-fga	pct	ft-fa	pct	off	def	tot	avg							
EASTERN N.M.	11/06/19	3		0-0	.000	0-0	.000	0-0	.000	0	1	1	1.0	0	0	0	0	0	0	0.0
CSUN	11/09/19	2		0-0	.000	0-0	.000	0-2	.000	0	0	0	0.5	1	0	0	0	0	0	0.0
at UTEP	11/19/19	dnp		-	-	-	-	-	-	-	-	-	-	-	-	-	-	-	-	-
at Wyoming	12/07/19	dnp		-	-	-	-	-	-	-	-	-	-	-	-	-	-	-	-	-
GRAND CANYON	12/17/19	1		1-1	1.000	0-0	.000	0-0	.000	0	0	0	0.3	1	0	0	0	0	2	0.7
Totals		0	6	1-1	1.000	0-0	.000	0-2	.000	0	1	1	0.3	2	0	0	0	0	2	0.7

Games played: 3
 Minutes/game: 2.0
 Points/game: 0.7
 FG Pct: 100.0
 FT Pct: 0.0

Rebounds/game: 0.3

SEASON HIGHS

Points: 2 vs Grand Canyon (12-17-19)
FG: 1 vs Grand Canyon (12-17-19)
FGA: 1 vs Grand Canyon (12-17-19)
3FG: N/A
3FGA: N/A
FT: 0
FTA: 2 vs CSUN (11-9-19)
Rebounds: 1 vs Eastern NM (11-6-19)
Assists: N/A
Blocks: N/A
Steals: N/A
Minutes Played: 3 vs Eastern NM (11-6-19)

CAREER HIGHS AT UNM

Points: 6 vs Southwest (12-30-18)
FG: 3 vs Southwest (12-30-18)
FGA: 3 vs Southwest (12-30-18)
3FG: N/A
3FGA: N/A
FT: 2 at CSUN (11-6-18)
FTA: 4 at NMSU (12-4-18)
Rebounds: 5 at NMSU (12-4-18)
Assists: N/A
Blocks: 1 (3x) Last time vs Wyoming (1-19-19)
Steals: 1 (2x) Last time vs Wyoming (1-19-19)
Minutes Played: 12 at NMSU (12-4-18)

CAREER STATISTICS

Season	gp-gs	min/avg	Total		3-Point		F-Throws		Rebounds				pf	fo	ast	to	blk	stl	Scoring	
			fg-fga	pct	fg-fga	pct	ft-fa	pct	off	def	tot	avg							pts	avg
2018-19	12-2	71/5.9	7-9	.778	0-0	.000	3-9	.333	7	6	13	1.1	8	0	0	2	3	2	17	1.4
2019-20	3-0	6/2.0	1-1	1.000	0-0	.000	0-2	.000	0	1	1	0.3	2	0	0	0	0	0	2	0.7
TOTAL	15-2	77/5.1	8-10	.800	0-0	.000	3-11	.273	7	7	14	0.9	10	0	0	2	3	2	19	1.3

2019-20 BOX SCORES AND RECAPS

Game 13 - New Mexico 91, Grand Canyon 71
Dec. 17, 2019 | Dreamstyle Arena - The Pit

Lobos Extend Win Streak to Six; Top GCU by 20

ALBUQUERQUE, N.M. --- The University of New Mexico men's basketball team extended its win streak to six on Tuesday evening with a 91-71 rout of the visiting Grand Canyon 'Lopes (4-8). The contest marked the fifth time this season that the Lobo offense has reached 90 points.

With the victory, the Lobos improve to 11-2 overall to continue UNM's best start to the season since the 2012-13 season. In addition, UNM is now 8-0 at home inside Dreamstyle Arena - The Pit and 5-0 to open December.

The Lobos were led by a pair of 20 point scorers marking the first time since Nov. 17, 2018 against NM State that the Lobos have had a pair of players score 20+ points. Tuesday night, it was redshirt-seniors JaQuan Lyle who led with 21 points, followed by classmate Carlton Bragg Jr. who registered 20 points and 14 rebounds for his fourth double-double in the last five games.

Bragg went 7-for-10 from the floor and a perfect 2-for-2 from behind the arc for just his second and third career 3-pointers. He also registered a perfect 4-for-4 mark from the free throw line and an assist while Lyle was 6-for-9 from the floor, 4-for-5 from three and a perfect 5-for-5 from the stripe with six assists and a pair of steals.

The Lobos also debuted a new weapon on Tuesday night in Vante Hendrix, the Utah transfer who was declared eligible to play prior to Tuesday evening's contest. Hendrix tallied 12 points, all in the second half and all from behind the arc. He finished 4-for-6 from 3-point range.

Hendrix marked the third of five Lobos to score in double figures Tuesday including redshirt-juniors Vance Jackson (12) and Zane Martin (11). Jackson's 12 points marked a season high.

Overall, the Lobos outshot the 'Lopes 55.4 - 48.3 from the floor and 53.8 - 18.2 percent from 3-point range. UNM went a season-best 14-for-26 from behind the arc marking the most threes UNM has fired this season and the second time this season that the Lobos have scored more from 3-point range than their opponent (Grand Canyon made just two threes on the night, 2-11).

The Lobos also outrebounded 36-24 and capitalized on 12 GCU turnovers for 20 points.

GCU led for just 1:18 of the contest in the early minutes of the game. UNM got out by as many as three before a 6-1 run put the 'Lopes on top by two, 10-8, at the 13:40 mark.

The Lobos quickly rebounded however, with a 12-0 run that was started by a Lyle three, included a pair of Bragg dunks and was capped by a Bragg three. Bragg netted seven points in the run that put UNM up by double digits for the first time, 20-10.

UNM continued its dominating performance throughout the remainder of the first half before an 11-point UNM advantage (31-20) was whittled down to a four-point lead with 52 seconds left in the first half. GCU used a 7-0 run to close the gap to 31-27 but UNM worked the lead back to six, 37-31, at the break.

The Lobos exploded out of the second half with a 6-0 run on a pair of threes from Lyle and Jackson to make it a 12-point game, 43-31.

GCU got the contest back within eight 3:29 later before the Lobos embarked on a massive 11-0 run that was sparked by a dunk from junior Makuach Maluach followed by a free throw and a trio of threes from Lyle, Martin and Hendrix within 3:46.

The spurt put the Lobos up by 20, 59-39 with 12:25 left to play.

UNM held at least a 13-point lead for the rest of the matchup en route to the 20-point victory.

The Lobos have two more home contests before heading back out on the road. UNM is set to take on Houston Baptist on Sunday, Dec. 22 at 12:30 p.m. inside Dreamstyle Arena - The Pit.

Game #13

Grand Canyon 71 • 4-9, 0-0 WAC

#	Player	Total			3-Pr			Rebounds			PF	TP	A	TO	Bk	Stl	Min
		FG	FGA	FT	FTA	Off	Def	Total									
25	Alessandro Lever	1	9-10	0-1	0-0	4	7	11	3	18	2	1	0	1	38		
01	Isiah Brown	0	2-6	0-2	0-0	2	1	3	2	4	3	2	0	1	24		
03	Mikey Dixon	0	3-14	0-2	4-6	0	1	1	3	10	0	1	0	1	37		
10	Jovian Blacksher Jr.	0	5-10	0-1	2-3	2	1	3	2	12	8	5	1	3	37		
23	Carlos Johnson	0	8-14	2-4	5-6	0	2	2	3	23	1	1	0	0	37		
05	Louis Bangai	0	0-0	0-0	0-0	0	0	0	0	0	0	0	0	0	1		
13	Lorenzo Jenkins	1	1-3	0-0	0-0	1	0	1	2	2	0	0	0	1	17		
15	Raef Gerdies	0	0-0	0-0	0-0	0	0	0	0	0	0	0	0	0	1		
24	Bryce Okpoh	1	1-2	0-0	0-0	0	0	0	0	2	0	0	0	1	7		
31	Ethan Spry	0	0-1	0-1	0-0	0	0	0	0	0	0	0	0	0	1		
Team		29-60		2-11		11-15		10		14		24		15		71	
Totals		29-60		2-11		11-15		10		14		24		15		71	

FG % 1st Half: 14-30 46.7% 2nd half: 15-30 50.0% Game: 29-60 48.3% Deafball
3FG % 1st Half: 1-8 12.5% 2nd half: 1-3 33.3% Game: 2-11 18.2% Rebounds
FT % 1st Half: 2-3 66.7% 2nd half: 9-12 75.0% Game: 11-15 73.3% 0.1

New Mexico 91 • 11-2, 2-0 MW

#	Player	Total			3-Pr			Rebounds			PF	TP	A	TO	Bk	Stl	Min
		FG	FGA	FT	FTA	Off	Def	Total									
15	BRAGG, Carlton	1	7-10	2-2	4-4	5	9	14	3	20	1	3	0	0	34		
02	JACKSON, Vance	0	5-8	2-5	0-0	1	0	1	1	12	1	1	1	0	26		
05	LYLE, JaQuan	0	6-9	4-5	5-5	0	3	3	2	21	6	5	0	2	34		
10	MALUACH, Makuach	0	2-6	1-3	0-1	2	2	4	0	5	1	2	0	0	17		
11	CALDWELL, JJ	0	1-3	0-1	2-2	1	0	1	1	4	0	0	2	3	21		
00	MARTIN, Zane	0	4-7	1-3	2-2	0	3	3	2	11	3	3	0	0	19		
01	MANIGALT, Corey	0	0-2	0-0	2-2	1	0	1	0	2	0	1	0	0	8		
03	MOGEE, Keith	1	1-2	0-1	0-0	0	2	2	3	2	0	1	0	0	8		
14	HENDRIX, Vante	0	4-8	4-6	0-0	0	3	3	12	1	0	0	1	18			
20	PATTERSON, Clay	0	0-0	0-0	0-0	0	0	0	0	0	0	0	0	0	1		
23	KUAC, Emmanuel	0	0-0	0-0	0-0	0	0	0	0	0	0	0	0	0	1		
30	WEGSCHEIDER, Kurt	0	0-0	0-0	0-0	0	1	1	0	0	1	0	0	0	2		
33	ARROYO, Jordan	0	1-1	0-0	0-0	0	0	0	1	2	0	0	0	0	1		
Team		31-66		14-26		15-16		11		25		36		16		91	
Totals		31-66		14-26		15-16		11		25		36		16		91	

FG % 1st Half: 12-23 52.2% 2nd half: 19-33 57.6% Game: 31-66 55.4% Deafball
3FG % 1st Half: 4-9 44.4% 2nd half: 10-17 58.8% Game: 14-26 53.8% Rebounds
FT % 1st Half: 9-9 100.0% 2nd half: 6-7 85.7% Game: 15-16 93.8%

Officials: Debra Carr, Kevin Brill, John Higgins
Technical fouls: Grand Canyon-Alessandro Lever; New Mexico-None.
Attendance: 10925
2019-20 Men's Basketball. Round: 0. Grand Canyon vs New Mexico. Played at Drea

Score by periods	1st	2nd	Total
Grand Canyon	31	40	71
New Mexico	37	54	91

Last FG - GCU 2nd-00:44, NM 2nd-00:17
Largest lead - GCU by 2 1:43:40, NM by 22 02:02:38
GCU led for 01:18, NM led for 36:27. Game was tied for 02:15.

Score tied - 3 times.
Lead changed - 2 times.