



COLORADO STATE

BASKETBALL



Twitter: @CSUMBasketball
Facebook: csumbasketball

Contact: John A. Martin
(540) 476-1259 / John.A.Martin@colostate.edu

2019-20 SCHEDULE - 11-7, 2-3 Mountain West (6-3 Home, 3-3 Road, 2-1 Neutral)

Nov. 5 Tue.		Denver MW Network	W 74-63
Nov. 8 Fri.		at Duke (#4) ACC Network	L 55-89
Nov. 13 Wed.		Omaha MW Network	W 80-65
Nov. 16 Sat.		at Loyola Marymount Stadium/WCCSports.com	W 74-64
Nov. 20 Wed.		Arkansas State MW Network	L 78-80
Nov. 25 Mon.		vs. New Mexico State % FloHoops.com (\$)	L-ot 70-78
Nov. 26 Tue.		vs. Loyola Chicago % FloHoops.com (\$)	W 61-60
Nov. 27 Wed.		vs. Washington State % FloHoops.com (\$)	W 79-69
Dec. 1 Sun.		Utah Valley MW Network	W 92-61
Dec. 4 Wed.		San Diego State* Stadium	L 57-79
Dec. 7 Sat.		at Boise State* MW Network	L 64-75
Dec. 10 Tue.		South Dakota State MW Network	W 72-68
Dec. 13 Fri.		Colorado (White Out) CBS Sports Network	L 48-56
Dec. 21 Sat.		at Tulsa ESPN3	W-3ot 111-104
Dec. 28 Sat.		Doane* MW Network	W 87-62
Jan. 1 Wed.		at Nevada* AT&T SportsNet	L 61-67
Jan. 4 Sat.		Wyoming* AT&T SportsNet	W 72-61
Jan. 11 Sat.		at San Jose State* MW Network	W 81-70
Jan. 15 Wed.		New Mexico* ESPN3	7 p.m.
Jan. 18 Sat.		at Air Force* AT&T SportsNet	2 p.m.
Jan. 22 Wed.		Fresno State* ESPN3	7 p.m.
Jan. 25 Sat.		at Utah State* ESPNU	8 p.m.
Jan. 29 Wed.		Nevada* ESPN3	7 p.m.
Feb. 1 Sat.		UNLV* (Orange Out) ESPN3	2 p.m.
Feb. 5 Wed.		at Fresno State* CBS Sports Network	7 p.m.
Feb. 12 Wed.		Utah State* (State Pride) CBS Sports Network	7:30 p.m.
Feb. 15 Sat.		at Wyoming* AT&T SportsNet	2 p.m.
Feb. 19 Wed.		at UNLV* CBS Sports Network	8:30 p.m.
Feb. 22 Sat.		San Jose State* MW Network	2 p.m.
Feb. 26 Wed.		at San Diego State* CBS Sports Network	9 p.m.
Feb. 29 Sat.		Air Force (Senior Day) ESPN3	2 p.m.
Mar. 4-7 Wed.-Sat.		MW Championships\$ Stadium/CBS Sports Network/CBS	TBA

Bold denotes Home games * Mountain West Conference game
All game times are listed in Mountain Time
% Cayman Islands Classic (Grand Cayman)
\$ MW Championship - Thomas & Mack Center - Las Vegas, Nev.

Game #19 - Colorado State (11-7, 2-3) vs. New Mexico (15-3, 4-1) Jan. 15, 2020 • 7 p.m. MT • Moby Arena (8,083) • Fort Collins, Colo.



Colorado State RAMS



New Mexico LOBOS

Team Information

2019-20 Record 11-7, 2-3 MW
 Last Game Jan. 11 at San Jose State - W, 81-70
 Rankings (AP | Coaches) - | -
 Head Coach Niko Medved (Minnesota, 1997)
 Record at Colorado State 23-27 (Second Season)
 Overall Record 102-114 (Seventh Season)

Team Information

2019-20 Record 15-3, 4-1 MW
 Last Game Jan. 11 vs. Air Force - W, 84-78
 Rankings (AP | Coaches) - | RV
 Head Coach Paul Weir (York, 2004)
 Record at New Mexico 48-36 (Third Season)
 Overall Record 76-42 (Fourth Season)

Statistical Leaders

Minutes/Game Isaiah Stevens (32.9)
 Points/Game Isaiah Stevens (12.7)
 Rebounds/Game Nico Carvacho (10.7)
 Three-Pointers Adam Thistlewood, Kendle Moore (27)
 Assists Isaiah Stevens (80)
 Blocks David Roddy (21)
 Steals Kendle Moore, Hyron Edwards (12)
 Field-Goal % Dischon Thomas (59.0)
 Three-Point % Adam Thistlewood (41.5)
 Free-Throw % Isaiah Stevens (82.1)

Statistical Leaders

Minutes/Game JaQuan Lyle (34.7)
 Points/Game JaQuan Lyle (17.4)
 Rebounds/Game Vance Jackson (4.9)
 Three-Pointers JaQuan Lyle (33)
 Assists JaQuan Lyle (90)
 Blocks Corey Manigault (11)
 Steals JJ Caldwell (29)
 Field-Goal % Corey Manigault (63.8)
 Three-Point % JaQuan Lyle (37.9)
 Free-Throw % JaQuan Lyle (77.7)

TALE OF THE TAPE

Category	Colorado State	New Mexico
Points Per Game	73.0	80.6
Points Allowed Per Game	70.6	72.3
Field-Goal Percentage	46.0	49.8
Opponent Field-Goal Percentage	43.4	43.2
Three-Point Field-Goal Percentage	32.9	32.9
Opponent Three-Point Field-Goal Percentage	33.7	32.3
Free-Throw Percentage	66.5	72.4
Rebounds Per Game	35.9	37.6
Rebounding Margin	+2.3	+4.0
Assists Per Game	15.4	16.3
Turnovers Per Game	13.9	15.6
Opponent Turnovers Per Game	13.3	14.8
Steals Per Game	6.8	7.9
Blocks Per Game	1.8	3.3

BROADCAST INFORMATION

Video: ESPN3
 Play-by-Play: Trey Bender
 Color Analyst: Richie Schueler
 DirectTV: N/A
 Dish Network: N/A
 Comcast Digital: N/A
 Streaming: WatchESPN.com
Colorado State Sports Network
 Play-by-Play: Brian Roth
 Color Analyst: Adam Nigon
 Flagship: Power 102.9 FM (Fort Collins)
 Affiliates: 13 Across the state, including
 KDCO 104.7 FM (Denver)
 Complete list at: https://csurams.com/documents/2018/8/8/2018_19_Basketball_Radio_Network.pdf
Live Stats: Colorado State
 CSURams.com

About Tonight's Game

Opening Tip

- The Rams will return to Moby Arena to host rival New Mexico on Wednesday, Jan. 15 at 7 p.m. MT.
- The game will be broadcast on ESPN3, with Trey Bender and Richie Schueler handling the broadcast.
- The audio will be on the Colorado State Sports Radio Network (along with online at CSURams.com), with Brian Roth and Adam Nigon on the call. CSU Sports Network broadcasts can be also accessed on mobile devices through the TuneIn app (free on all Apple, Android, Windows, Blackberry and Amazon Kindle devices) – once downloaded, search "Colorado St. Rams Sports Network" in the app for the games and coaches' show broadcasts.
- The game will also have live stats on CSURams.com

2019-20 Rams Quick Hits

- Colorado State is under the direction of second-year head coach Niko Medved, who took over the helm of the Rams' program in 2018-19. In his seventh season as a head coach, Medved has a 102-114 record overall but improved on the previous season's record in each of his six years as a head coach, including last year at CSU.
- The 2019-20 season marks the 116th in the history of the Colorado State men's basketball program. The Rams are 1,273-1,279 (.498) in 2,552 games all-time.
- CSU concluded the 2018-19 season in the Mountain West Tournament first round and finished the year with an 12-20 overall record, including 7-11 in MW play.
- The Rams are hoping to earn their eighth invitation for postseason play in the last 11 years.
- CSU returns four starters and five letterwinners to this year's squad along with seven newcomers to the program.
- Overall, the Rams return three players with 25 or more starts from the 2018-19 campaign, led by First Team All-Mountain West and All-District selection Nico Carvacho. The redshirt-senior center, who led the nation in rebounding average last season, is pacing this squad along with senior guards Kris Martin and Hyron Edwards and sophomores Adam Thistlewood and Kendle Moore.
- Among the seven newcomers, two bring collegiate experience to the roster, as junior guard Kyle Lukasiewicz played two years of junior college basketball and sophomore guard P.J. Byrd spent last year at VCU.
- Four freshman have made their debut for the Rams, as David Roddy, Isaiah Stevens, Dischon Thomas and John Tonje joined the program this year. James Moors is planned to redshirt this season.
- For broadcasting quick hits, current averages and career highs on individual players, go to the back page of the notes for a Radio/TV chart that includes that information.**



GAME 19 - NEW MEXICO

NUMERICAL ROSTER

NO	NAME	POS	HT	WT	YR	EXP	HOMETOWN (HIGH SCHOOL/LAST SCHOOL)
0	Hyron Edwards	G	6-0	165	R-Sr.	1L	East Chicago, Ind. (East Chicago Central HS/Trinity Valley (TX) CC)
1	Kris Martin*	G	6-4	190	R-Sr.	1L	Frisco, Texas (Kimball HS/Oral Roberts)
2	Teyvion Kirk #	G	6-4	185	R-So.	TR	Joliet, Ill., (Joliet West HS/Ohio U.)
3	Kendle Moore*	G	5-10	145	So.	1L	Danville, Ill. (Danville HS)
4	Isaiah Stevens	G	6-0	160	Fr.	HS	Allen, Texas (Allen HS)
5	PJ Byrd	G	6-1	185	So.	TR	Houston, Texas (Bush HS/VCU)
10	James Moors	F/C	6-10	200	Fr.	HS	Auckland, New Zealand (Westlake Boys HS)
11	Dischon Thomas	F	6-9	215	Fr.	HS	Phoenix, Ariz. (Hillcrest Academy)
21	David Roddy	F	6-5	250	Fr.	HS	St. Paul, Minn. (Breck School)
22	Kyle Lukasiewicz	G	6-6	200	Jr.	TR	Centennial, Colo. (Arapahoe HS/Northeastern Oklahoma A&M)
23	John Tonje	G	6-5	195	Fr.	HS	Omaha, Neb. (Omaha Central HS)
31	Adam Thistlewood*	F	6-6	200	So.	1L	Golden, Colo. (Golden HS)
32	Nico Carvacho***	C	6-11	245	R-Sr.	3L	Frisco, Texas (Sunrise Christian [Kan.] Academy)
43	Ignas Sargiunas #	G	6-5	200	So.	TR	Kaunas, Lithuania (Jonas Basanavicius Gymnasium/Georgia)

ALPHABETICAL ROSTER

NO	NAME	POS	HT	WT	YR	EXP	HOMETOWN (HIGH SCHOOL/LAST SCHOOL)
5	PJ Byrd	G	6-1	185	So.	TR	Houston, Texas (Bush HS/VCU)
32	Nico Carvacho***	C	6-11	245	R-Sr.	3L	Frisco, Texas (Sunrise Christian [Kan.] Academy)
0	Hyron Edwards	G	6-0	165	R-Sr.	1L	East Chicago, Ind. (East Chicago Central HS/Trinity Valley (TX) CC)
2	Teyvion Kirk #	G	6-4	185	R-So.	TR	Joliet, Ill., (Joliet West HS/Ohio U.)
22	Kyle Lukasiewicz	G	6-6	200	Jr.	TR	Centennial, Colo. (Arapahoe HS/Northeastern Oklahoma A&M)
1	Kris Martin*	G	6-4	190	R-Sr.	1L	Frisco, Texas (Kimball HS/Oral Roberts)
3	Kendle Moore*	G	5-10	145	So.	1L	Danville, Ill. (Danville HS)
10	James Moors	F/C	6-10	200	Fr.	HS	Auckland, New Zealand (Westlake Boys HS)
21	David Roddy	F	6-5	250	Fr.	HS	St. Paul, Minn. (Breck School)
43	Ignas Sargiunas #	G	6-5	200	So.	TR	Kaunas, Lithuania (Jonas Basanavicius Gymnasium/Georgia)
4	Isaiah Stevens	G	6-0	160	Fr.	HS	Allen, Texas (Allen HS)
31	Adam Thistlewood*	F	6-6	200	So.	1L	Golden, Colo. (Golden HS)
11	Dischon Thomas	F	6-9	215	Fr.	HS	Phoenix, Ariz. (Hillcrest Academy)
23	John Tonje	G	6-5	195	Fr.	HS	Omaha, Neb. (Omaha Central HS)

Sitting out 2019-20 due to NCAA Division I transfer rules

Head Coach: Niko Medved (Second Year at CSU)

Assistant Coach: Dave Thorson (Second Year at CSU)

Assistant Coach: Ali Farokhmanesh (Second Year at CSU)

Assistant Coach: JR Blount (Second Year at CSU)

Director of Basketball Operations: Aaron Katsuma (Second Year at CSU)

Director of Basketball Administration: Emma Montie (Second Year at CSU)

PRONUNCIATION GUIDE

Hyron Edwards HI-run	Kyle Lukasiewicz..... loo-kuh-SAV-ij	John Tonje.....TAWN-jay
Nico Carvacho..... car-VAH-cho	Ignas Sargiunas . IG-nus Sar-GOO-nass	Ali Farokhmanesh
Teyvion Kirk..... tay-VEE-on	Dischon Thomas.....dih-SHAWN fuh-ROAK-muh-nesh

ROSTER BREAKDOWN (not including transfers sitting out)

By Class

Seniors (3):	Nico Carvacho
	Hyron Edwards
	Kris Martin
Junior (1):	Kyle Lukasiewicz
Sophomore (3):	P.J. Byrd
	Kendle Moore
	Adam Thistlewood
Freshmen (5):	James Moors
	David Roddy
	Isaiah Stevens
	Dischon Thomas
	John Tonje

Position

Guard (7):	P.J. Byrd
	Hyron Edwards
	Kyle Lukasiewicz
	Kris Martin
	Kendle Moore
	Isaiah Stevens
	John Tonje
Forward (4):	James Moors
	David Roddy
	Adam Thistlewood
	Dischon Thomas
Center (1):	Nico Carvacho

By State/Country

Arizona	Dischon Thomas
Colorado	Kyle Lukasiewicz
	Adam Thistlewood
Illinois	Kendle Moore
Indiana	Hyron Edwards
Minnesota	David Roddy
Nebraska	John Tonje
Texas	P.J. Byrd
	Nico Carvacho
	Kris Martin
	Isaiah Stevens
New Zealand	James Moors

The Leaders

- Colorado State Head Coach **Niko Medved** (Minnesota, '97) is in his second season at CSU as head coach with a 23-27 mark and has an 102-114 overall record in his seventh season as a head coach.
- New Mexico Head Coach **Paul Weir** (York, '04) is in his third season with the Lobos with a 48-36 record and fourth as a head coach overall with a 76-42 mark.

A Familiar Face In Fort Collins

- While he may be in just his second season in charge of the program, head coach Niko Medved was already a familiar face around Fort Collins and to Ram fans. Medved previously was on the coaching staff from 2007-13 under two different coaches. He was a key part of recruiting players that helped the Rams to four consecutive post-season appearances, the last two in the NCAA Tournament that included a win over Missouri in 2013.

A Quick Look at New Mexico

- Returning three starters and nine letterwinners from last season's 14-18 squad that was 7-11 in the Mountain West, the Lobos were picked to finish third in the league's pre-season poll.
- Redshirt-senior JaQuan Lyle is the leader for the Lobos, pacing the squad in minutes, points, three-pointers, assists, three-point field goal percentage and free throw percentage. Senior Corey Manigault is the top UNM player in blocks and field goal percentage.

History Versus New Mexico

- New Mexico has had the better of the series, holding a 78-47 lead, including 71-46 in conference matchups. However the story is different in Fort Collins, as CSU had a 34-26 advantage, including three of the last five.
- Last year, the two teams split the series, with each winning on its home court. (*box score on page 19-20*).
- CSU leader Niko Medved has an 1-1 record against New Mexico as a head coach.

NEW MEXICO - 47-78

Conference: 46-71

Home: 34-26 / Away: 12-50 / Neutral: 1-2

(complete list on page 21 with returner stats)

Medved vs. New Mexico -- 1-1 (1-1 at CSU)

Home: 1-0 / Away: 0-1

Date	School	Loc.	W/L	Score
* 1/12/2019	Colo. St.	H	W	91-76
* 3/2/2019	Colo. St.	A	L	65-77

Improvement Always

- Head coach Niko Medved has had extensive success wherever he has coached, both as a head and an assistant.
- As an assistant coach, he helped turn around the CSU program to improving its win totals from his first year in each successive year, ending in four straight postseason appearances.
- He continued that trend at Furman and Drake, improving both programs' win totals from the previous year in each of his five seasons as a head coach, finishing his last three years in postseason play.
- In his first year at CSU in 2018-19, he continued that trend, surpassing the previous season's win totals at CSU, both overall and in Mountain West play.
- This season, the Rams had nine non-conference wins, surpassing last year's total of five.

Non-Conference Winning Record

- With the victory over South Dakota State Dec. 10, the Rams secured a winning non-conference record.
- The nine non-conference wins is the most since CSU posted a school-best a 13-0 mark in 2014-15.

Mountain West Record

- Colorado State - a charter member of the Mountain West - is now 132-183 (.419) in regular-season action against MW foes since the formation of the league in 1999-2000.

CSU vs. Mountain West Conference

School	Overall	Home	Away	Neut.
Air Force	80-33	43-11	33-18	4-4
Boise State	11-14	8-4	2-9	1-1
Fresno State	18-18	14-3	2-13	2-2
Nevada	9-15	5-4	4-10	0-1
New Mexico	47-78	34-26	12-50	1-2
San Diego State	41-44	26-14	13-26	2-4
San Jose State	19-0	8-0	9-0	2-0
UNLV	16-40	11-16	5-23	0-1
Utah State	39-56	28-19	11-35	0-2
Wyoming	95-136	54-56	39-76	3-4
Totals	375-434	230-153	130-260	15-21

Medved vs. 2019-20 Opponents

School	Overall	Home	Away	Neut.
Air Force	2-0	1-0	1-0	-
Arkansas State	0-1	0-1	-	-
Boise State	1-3	0-1	1-1	0-1
Colorado	0-3	0-1	0-1	0-1
Denver	1-0	1-0	-	-
Doane	1-0	1-0	-	-
Duke	0-2	-	0-2	-
Fresno State	1-1	1-0	0-1	-
Loyola Chicago	1-2	0-1	0-1	1-0
Loyola Marymount	1-0	-	1-0	-
Nevada	0-3	0-1	0-2	-
New Mexico	1-1	1-0	0-1	-
New Mexico State	0-2	0-1	-	0-1
Omaha	2-1	2-0	0-1	-
San Diego State	0-2	0-2	-	-
San Jose State	2-0	-	2-0	-
South Dakota State	1-2	1-0	0-1	0-1
Tulsa	1-0	-	1-0	-
UNLV	0-2	0-1	0-1	-
Utah State	0-2	0-1	0-1	-
Utah Valley	1-0	1-0	-	-
Washington State	1-0	-	-	1-0
Wyoming	2-2	2-0	0-2	-
TOTALS	19-29	11-10	6-15	2-4

CSU vs. 2019-20 Opponents

School	Overall	Home	Away	Neut.
Air Force	80-33	43-11	33-18	4-4
Arkansas State	3-1	2-1	1-0	-
Boise State	11-14	8-4	2-9	1-1
Colorado	38-91	28-37	9-54	1-0
Denver	94-70	57-29	35-41	2-0
Doane	2-0	2-0	-	-
Duke	0-3	-	0-2	0-1
Fresno State	18-18	14-3	2-13	2-2
Loyola Chicago	2-1	1-0	0-1	1-0
Loyola Marymount	3-5	2-2	1-3	-
Nevada	9-15	5-4	4-10	0-1
New Mexico	47-78	34-26	12-50	1-2
New Mexico State	5-4	4-1	1-2	0-1
Omaha	3-0	3-0	-	-
San Diego State	41-44	26-14	13-26	2-4
San Jose State	19-0	8-0	9-0	2-0
South Dakota State	1-2	1-1	-	0-1
Tulsa	3-3	1-1	2-2	-
UNLV	16-40	11-16	5-23	0-1
Utah State	39-56	28-19	11-35	0-2
Utah Valley	1-0	1-0	-	-
Washington State	9-1	3-1	4-0	2-0
Wyoming	95-136	53-56	39-76	3-4
TOTALS	539-615	335-226	183-365	21-24

Returning/Lost...By the Numbers

- The Rams added several key newcomers for 2019-20 as Colorado State looked to fill some gaps from last year's production on the floor, though CSU returns a significant portion on all categories despite having just five returners from last year's lineup.
- Here is a quick look at what the Rams returned in major statistical categories:

Category	Returning / Lost	Total	% Return
> Scoring	1449 / 944	2,393	60.6
> Rebounding	737 / 344	1,081	68.2
> Assists	302 / 170	472	64.0
> Blocks	48 / 28	76	63.2
> Steals	124 / 75	199	62.3
> Minutes	4099 / 2326	6,425	63.8

GENERAL INFORMATION

Location	Fort Collins, Colo.
Founded	1870
Enrollment	33,769
Nickname	Rams
Colors	Green and Gold
Elevation	5,004 feet
Arena (Capacity)	Moby Arena (8,083)
Conference	Mountain West
President	Joyce McConnell (Evergreen, '79)
Director of Athletics	Joe Parker (Michigan, '87)
Faculty Representative	Dr. Kyle Saunders
Athletic Department Phone	(970) 491-3350
Ticket Office Phone:	(970) 491-7267
Men's Basketball Office	(970) 491-6232
Moby Arena Press Row Phone	(970) 491-3981
Athletics Website	www.CSURams.com

STAFF INFORMATION

Head Coach	Niko Medved (First Year at CSU)
Alma Mater	Minnesota, 1997
Record at CSU	23-27 (Second Season)
Career Record	102-114 (Seventh Season)
Assistant Coaches	Dave Thorson (Second Year at CSU)
Alma Mater	Hamline, 1989
Alma Mater	JR Blount (Second Year at CSU)
Alma Mater	Loyola Chicago, 2009
Alma Mater	Ali Farokhmanesh (Second Year at CSU)
Alma Mater	Northern Iowa, 2010
Dir. of BB Operations	Aaron Katsuma (Second Year at CSU)
Dir. of BB Administration	Emma Montie (Second Year at CSU)
Graduate Assistant	Joe De Ciman (Second Year at CSU)
Graduate Assistant	C.J. Rivers (First Year at CSU)
Athletic Trainer	DeVante Frazier (First Year at CSU)
Strength & Conditioning	Jason Phillips (11th Year at CSU)
Academic Coordinator	Joy Benefiel (Eighth Year at CSU)
Equipment Manager	Melinda Easley (First Year at CSU)

TEAM INFORMATION

2018-19 Overall Record:	12-20
.....(8-9 Home / 4-8 Away / 0-3 Neutral)	
2018-19 MW Record:	7-11 (4-5 Home / 3-6 Away)
2018-19 Conference Finish	t-7th (11)
2018-19 Conference Tournament Finish	First Round
2018-19 Postseason Play	N/A
Letterwinners Returning/Lost:	5/5
Starters Returning/Lost:	4/2
Newcomers:	7

CSU HISTORY

First Year of Basketball	1901-02
Overall Record	1,273-1,279 (.498)
Conference Championships	5
.....1954 (Skyline), 1961 (Skyline), 1989 (WAC),	
.....1990 (WAC), 2003 (MW Tournament)	
NCAA Tournament Appearances (Record)	10 (4-11)
Last Appearance	2013
Result	Lost to Louisville in third round
NIT Appearances (Record)	9 (7-9)
Last Appearance	2017
Result	Lost to CSU Bakersfield in second round
CBI Appearances (Record)	1 (0-1)
Last Appearance	2010
Result	Lost at Morehead State in first round

ATHLETICS COMMUNICATIONS

Assistant Director/MBB Contact	
.....John A. Martin (Fifth Year at CSU)	
Cell	(540) 476-1259
E-Mail	John.A.Martin@colostate.edu
FAX	(970) 491-1348
Mailing Address	224 McGraw Athletic Center
.....Fort Collins, CO 80523	



2019-20 MW Preseason Poll/Awards



MW Preseason Poll

Table with 3 columns: Rank, Team, Points (1st Place Votes). Lists teams from Utah State to San José State.

MW Preseason Awards

Table with 4 columns: Award, Name, Position, Team. Lists Lavelle Scottie, Derrick Alston, Nico Carvacho, Sam Merrill, and Neemias Queta.

Preseason Player of the Year

Sam Merrill, Sr., G, Utah State

Preseason Freshman of the Year

K.J. Hymes, F, Nevada

Preseason Newcomer of the Year

Malachi Flynn, Jr., G, San Diego State

2019 All-MW Selections

First-Team All-MW

Table with 4 columns: Name, Position, Team, School. Lists Nico Carvacho, Deshon Taylor, Jordan Caroline, Caleb Martin, and Sam Merrill.

Second-Team All-MW

Table with 4 columns: Name, Position, Team, School. Lists Braxton Huggins, Jalen McDaniels, Devin Watson, Neemias Queta, and Justin James.

Third-Team All-MW

Table with 4 columns: Name, Position, Team, School. Lists Lavelle Scottie, Justinian Jessup, Cody Martin, Anthony Mathis, and Kris Clyburn.

Honorable Mention All-MW

Table with 4 columns: Name, Position, Team, School. Lists Ryan Swan, Derrick Alston, J.D. Paige, and Nate Grimes.

All-Defensive Team

Table with 4 columns: Name, Position, Team, School. Lists Nico Carvacho, J.D. Paige, Deshon Taylor, Jordan Caroline, Caleb Martin, Cody Martin, Jeremy Hemsley, Kris Clyburn, and Neemias Queta.

Individual Awards

Player of the Year.....Sam Merrill, Jr., G, Utah State
Defensive Player of the Year...Neemias Queta, Fr., C, Utah State
Newcomer of the Year.....Braxton Huggins, Sr., G, Fresno State
Sixth Man of the Year.....Jazz Johnson, Jr., G, Nevada
Freshman of the Year.....Neemias Queta, Fr., C, Utah State
Steve Fisher Coach of the Year.....Craig Smith, Utah State

Roster Size... But Inexperienced

- The Rams started the year with 12 eligible players on the roster. CSU had 14 players available to start the 2018-19 season but only 11 in 2017-18.
Of those 12 this season, just five were a part of the program last season.
Returners for the Rams combined for 10 seasons of NCAA Division I experience, starting the year.
However that has not hampered the Rams, as the regular rotation consists of three seniors, two sophomores and four freshmen, with the breakdown below.

2019-20 Production Breakdown (Total %)

Table with 4 columns: Category, Fr. (4), So. (3), Jr. (1), Sr. (3). Lists statistics for Points, Rebounds, Assists, Blocks, Steals, and Minutes.

Moby Arena Home Court Advantage

- CSU has a record of 559-238 (.704) record all-time at Moby Arena.
The Rams had finished at least .500 in each of the last nine years prior to last season. This dated back to the 2008-09 season when the program was 6-9, prior to 2018-19's 8-9 mark.
Current head coach Niko Medved was part of a coaching staff at CSU that posted two of the top records in program history at home, as the 2012-13 team set the best mark at 16-1 with the 2011-12 team going 14-1. Overall as an assistant at CSU, he was part of a team that went 97-97 overall and 59-30 in Moby Arena and improved their overall record in each successive season.

Basketball Staff

- Head coach Niko Medved brought four members of his staff from Drake with him last season and the crew stayed together for this season. Dave Thorson, JR Blount and Ali Farokhmanesh were assistant coaches with Medved, while Aaron Katsuma joined him again as Director of Basketball Operations. Thorson has extensive experience as a high school coach and had previously worked with Medved at the University of Minnesota. Blount and Farokhmanesh also bring extensive recent playing experience with them as Blount played at Loyola Chicago, graduating in 2009, and Farokhmanesh was a key part of a Northern Iowa squad that knocked off No. 1 Kansas in the NCAA Tournament in his senior year in 2010.

Rams On the Tube

- The Rams' package has 18 televised games, with nine of them occurring at Moby Arena, eight of those nine league contests.
In the 18 televised games, CSU will appear on the ESPN family of networks eight times, CBS Sports Network five times, AT&T SportsNet on four occasions and Stadium once.
One non-conference game will be televised from Moby Arena, with the Colorado contest on Dec. 13 on CBS Sports Network.
As part of the Mountain West conference slate, one home game and three road games were moved from Wednesday to Tuesday to accommodate broadcast requests. The game at Fresno State was moved from Feb. 5 to Feb. 4, the Utah State home game moved from Feb. 12 to 11th, at UNLV moved from Feb. 19 to Feb. 18 and the road finale at San Diego State moved from Feb. 26 to Feb. 25.

ESPN Networks (8)

Table with 4 columns: Date, Location, Network, Time. Lists games from Nov. 8 to Feb. 29.

CBS Sports Network (5)

Table with 4 columns: Date, Location, Network, Time. Lists games from Dec. 13 to Feb. 11.

Table with 4 columns: Date, Location, Network, Time. Lists games from Feb. 18 to Feb. 25.

AT&T SportsNet (4)

Table with 4 columns: Date, Location, Network, Time. Lists games from Jan. 1 to Feb. 15.

Stadium (1)

Table with 4 columns: Date, Location, Network, Time. Lists game from Dec. 4.

All times listed are Mountain Time

Travel Miles (including bus & to/from airport)

Total Travel So Far: 7 trips - 16,150 miles

Remaining: 7 trips - 7,299 miles

Non-Conference (round trip) - 4 trips/11,242 mi.

- Cayman Islands Classic (Grand Cayman) - 4,464 miles
Duke (Durham, N.C.) - 3,036 miles
Tulsa (Tulsa, Okla.) - 1,878 miles
Loyola Marymount (Los Angeles, Calif.) - 1,864 miles

Mountain West (round trip) - 10 trips/12,207 mi.

- San Jose State (San Jose, Calif.) - 1,899 miles
San Diego State (San Diego, Calif.) - 1,753 miles
Nevada (Reno, Nev.) - 1,748 miles
Fresno State (Fresno, Calif.) - 1,701 miles
UNLV (Las Vegas, Nev.) - 1,289 miles
MW Tournament (Las Vegas, Nev.) - 1,289 miles
Boise State (Boise, Idaho) - 1,261 miles
Utah State (Logan, Utah) - 771 miles
Air Force (Colorado Springs, Colo.) - 256 miles
Wyoming (Laramie, Wyo.) - 131 miles

National Rankings (Team/Players)

(through Jan. 12, 2020)

Team (Top 70 of 350 Division I teams)

Table with 3 columns: Statistic, Value, Rank. Lists Free Throws Attempted, Total Assists, Free Throws Made, Personal Fouls Per Game, and Assists Per Game.

Players (top 100 nationally)

Table with 3 columns: Player Name, Statistic, Rank. Lists Nico Carvacho's Defensive Rebounds Per Game, Rebounds Per Game, Free Throw Attempts, Double-Doubles, Offensive Rebounds Per Game, Total Assists, Assist-to-Turnover Ratio, and Assists Per Game.

A Big Night At Tulsa

- The Rams had a lot of moments in the triple-overtime win at Tulsa Dec. 21.
CSU is now 28-36 all-time in overtime games and 1-1 in triple overtime. The previous 3OT game was in 1986-87 at Air Force, a 71-67 loss for CSU (the first year of the three-pointer in the college game)
The 12 assists by Stevens tied the school record was the first time a Ram had 10 or more in a game since John Gil- lon handed out 11 against Nevada on Jan. 14, 2015.
This was the first time this season that CSU has had two players with 20 or more points as well as two players with 10 or more rebounds.
The last time CSU scored 100 points in a game was Nov. 7, 2018, a 100-66 win to open the year over Colorado Christian.
The 111 points is the second-most ever scored by CSU against a Division I opponent, the most ever in a road game and the fourth most in school history (119 vs. Fort Lewis in 1992-93, 117 in 1970-71 vs. West Texas A&M (then D-I) and 113 in 1991-92 vs. Fort Lewis)
The 14 three-pointers tie for the fifth-most in program history, while the 25 assists tie for eighth-most in a game.
The 55 rebounds are the fourth-most in a single game.

Carvacho Growing On the Floor

- Redshirt-senior center Nico Carvacho showed his increased comfort level on the floor, growing extensively since his freshman year.
- In 2017-18, he averaged 11.1 points and 12.3 rebounds in Mountain West play, leading by a wide margin in rebounding for league games only (next was 9.6 per game).
- For his play in '17-18, Carvacho was named Honorable Mention All-Mountain West by both the league's coaches and media members in two separate votes.
- Last season, Carvacho was effective, recording double-doubles in a school-record 22 games and averaged a team-high 16.1 points and a **nation-leading** 12.9 rebounds per game while shooting a league-best 59.2 percent from the floor (31st in NCAA).
- In 2018-19, he led CSU in rebounding in 29 of 32 games including 22 straight before Feb. 23's contest against Wyoming when he was limited to 20 minutes due to fouls.
- At UNLV Jan. 2, 2019, Carvacho set a new career best with 28 points and added 20 rebounds for his second 20-20 game of the year and school-record third of his career.
- Carvacho also was named First Team All-Mountain West and All-Defensive Team by the league's media, in 2018-19.
- In addition, Carvacho was honored on the US Basketball Writers Association All-District squad last season after moving up from 20th to the top spot on CSU's career rebounding chart.
- He now has a **Mountain West-record 1143** (tops in NCAA Division I among current active players), passing previous leader Pat Durham (1985-89) at 851.
- Carvacho also is first in CSU offensive rebounds with 386 and in CSU career defensive rebounds with 757 (since tracking of the two categories began).
- He is now the leader in Mountain West-only double-doubles with 27, passing San Diego State's Kawhi Leonard (2009-11) and Nevada's Jordan Caroline. His 41 career double-doubles are second in the league's history (tied for first among current active NCAA Division I players).
- Carvacho became the 29th CSU player in history to reach the 1,000 point mark in his career, accomplishing that feat in the opening round of the 2019 MW Championship.
- With his five rebounds against Arkansas State Nov. 20, 2019, he became the first player in league history with 1,000 career points and 1,000 career rebounds.
- He was also named to the preseason watch list for the 2020 Kareem Abdul-Jabbar Center of the Year Award, the Naismith Basketball Hall of Fame announced. Last year, he was a finalist as one of final 10 players from which the top center in men's college basketball will be recognized.
- Carvacho was named to the Preseason All-MW team entering this season by the league's media representatives.
- For his play against Omaha and in the three contests in Grand Cayman as CSU went 3-1 combined, Carvacho was named to the Cayman Islands Classic All-Tournament Team. He posted a pair of double-doubles and averaged 14.8 points, 11.3 rebounds and 2.8 assists in those games.

CSU Career Ranks

Points			
12.	1246	Lonnie Wright (69 Games)	1963-66
13.	1229	Andy Ogide (94 Games)	2007-11
14.	1228	Nico Carvacho (118 Games)	2016-pres.
15.	1210	J.D. Paige (124 Games)	2015-19

Field Goals Made

9.	486	Andy Ogide (94 Games)	2007-11
10.	483	Nico Carvacho (118 Games)	2016-pres.

Field Goal Percentage (Minimum 75 Made)

12.	.559	David Fisher (151-270)	1998-01
13.	.555	Nico Carvacho (483-871)	2016-pres

Rebounds

1.	1143	Nico Carvacho (118 Games)	2016-pres.
2.	851	Pat Durham (125 Games)	1985-89

Rebounding Average (Minimum 35 Games)

3.	9.7	Nico Carvacho (118 Games)	2016-pres.
4.	9.6	Bill Green (76 Games)	1960-63

Defensive Rebounds

1.	757	Nico Carvacho (118 Games)	2016-pres.
----	------------	----------------------------------	-------------------

Offensive Rebounds

1.	386	Nico Carvacho (118 Games)	2016-pres.
----	------------	----------------------------------	-------------------

Blocked Shots

10.	80	Alan Cunningham	1976-78
11.	71	Nico Carvacho	2016-pres.

Games Started

1.	130	Dorian Green	2009-13
2.	117	Rich Strong	1982-86
3.	115	Nico Carvacho	2016-pres.
4.	113	Pat Durham	1985-89

Minutes

6.	3289	Matt Barnett	1994-98
7.	3252	Nico Carvacho	2016-pres.

Double-Doubles

1.	41	Nico Carvacho (2016-pres.) (t-2nd in MW history)
----	-----------	---

CSU Single-Season Rebounding Ranks (only 300+ boards)

1.	414	Nico Carvacho (32 Games)	2018-19
2.	392	Mike Childress (23 Games)	1969-70
3.	373	Emmanuel Omogbo (36 Games)	2016-17

CSU Single-Season Offensive Rebounds

1.	133	Pierce Hornung (33 Games)	2012-13
2.	125	Nico Carvacho (32 Games)	2018-19
	125	Nico Carvacho (32 Games)	2017-18
4.	121	Tiel Daniels (34 Games)	2015-16

CSU Single-Season Defensive Rebounds

1.	289	Nico Carvacho (32 Games)	2018-19
2.	272	Emmanuel Omogbo (36 Games)	2016-17

Mountain West Career Rebounds (All Games)

1.	1143	Nico Carvacho (CSU, 118 gm)	2016-pres.
2.	958	Jordan Caroline (Nevada, 105 gm)	2016-19
3.	943	Luke Nevill (Utah)	2005-09

Mountain West Only Game Career Rebounds

1.	635	Nico Carvacho (CSU)	2016-pres.
2.	486	Jordan Caroline (Nevada)	2016-19
3.	460	Luke Nevill (Utah)	2005-09

Mountain West Career Double-Doubles

1.	44	Jordan Caroline (Nevada)	2016-19
2.	41	Nico Carvacho (CSU)	2016-pres.
3.	40	Kawhi Leonard (SDSU)	2009-11
	40	Andrew Bogut (Utah)	2003-05

Mountain West Games Only Career Double-Doubles

1.	27	Nico Carvacho (CSU)	2016-pres.
2.	22	Jordan Caroline (Nevada)	2016-19
3.	21	Kawhi Leonard (SDSU)	2009-11

NCAA D-I Active Career Rankings (through Jan. 12, 2020)

1.	Total Rebounds	1143
t-1.	Double-Doubles	41
6.	Rebounding Average	9.7
7.	Consecutive Starts	115
31.	Free Throws Attempted	481
t-41.	Games Played	118
48.	Field Goal Percentage	55.5

Colorado State Policy on Injury Reports

Due to circumstances surrounding the Family Education Rights and Privacy Act (FERPA) and the Health Insurance Portability and Accountability Act (HIPAA), Colorado State University has developed a policy regarding the release of injury information.

CSU student-athletes have the right to hold all injury information, except body part and playing status, confidential and private. As a standard operating procedure, coaches, athletic communications staff, and other athletic department personnel should refrain from sharing specific injury information with the media. However, in certain occasions, injury information could be released at the discretion of the athletic communications department after authorization is obtained from the student-athlete.

It is the policy of the CSU athletic training staff to not address the media unless it is absolutely necessary. Therefore, inquiries by the media regarding medical situations should be addressed to the Athletic Communications office.

Thank you for your cooperation in this matter.

AP Top 25 (Jan. 13)

Rank	Team	Record	Points	Last
1.	Gonzaga	18-1	1,574	1
2.	Baylor	13-1	1,567	4
3.	Duke	15-1	1,567	2
4.	Auburn	15-0	1,359	5
5.	Butler	15-1	1,299	6
6.	Kansas	12-3	1,286	3
7.	San Diego State	17-0	1,286	7
8.	Oregon	14-3	1,163	9
9.	Florida State	14-2	1,093	10
10.	Kentucky	12-3	960	14
11.	Louisville	13-3	943	13
12.	West Virginia	13-2	911	17
13.	Dayton	14-2	842	15
14.	Villanova	12-3	822	16
15.	Michigan State	13-4	735	8
16.	Wichita State	15-1	629	23
17.	Maryland	13-3	616	12
18.	Seton Hall	12-4	496	NR
19.	Michigan	11-5	358	19
20.	Colorado	13-3	345	25
21.	Ohio State	11-5	270	11
22.	Memphis	13-3	232	21
23.	Texas Tech	10-5	111	22
24.	Illinois	12-5	109	NR
25.	Creighton	13-4	97	NR

Others receiving votes: Iowa 88, Stanford 77, Arkansas 65, Indiana 50, Virginia 41, Penn State 36, LSU 30, Arizona 20, Wisconsin 19, Liberty 11, Northern Iowa 10, Purdue 10, Duquesne 9, Washington 9, TCU 8, Rutgers 8, Virginia Tech 5, Oregon State 4, Houston 4, BYU 3, East Tennessee State 2, Saint Mary's 1, Harvard 1, Akron 1, USC 1

USA Today Coaches Top 25 (Jan. 13)

Rank	Team	Record	Points	Last
1.	Gonzaga (16)	18-1	775	1
2.	Baylor (10)	13-1	764	4
3.	Duke (6)	15-1	757	2
4.	Auburn	15-0	685	5
5.	Butler	15-1	660	6
6.	San Diego St.	17-0	622	7
7.	Kansas	12-3	586	3
8.	Oregon	14-3	543	9
9.	Florida State	14-2	508	10
10.	Louisville	13-3	469	11
11.	Dayton	14-2	452	15
12.	Kentucky	12-3	449	13
13.	West Virginia	13-2	432	17
14.	Michigan St	13-4	391	8
15.	Villanova	12-3	356	16
16.	Wichita St.	15-1	309	23
17.	Maryland	13-3	301	14
17.	Seton Hall	12-4	279	25
19.	Ohio St.	11-5	137	12
20.	Michigan	11-5	131	19
21.	Colorado	13-3	120	NR
22.	Memphis	13-3	73	22
23.	Texas Tech	10-5	72	21
24.	Iowa	11-5	60	NR
25.	Stanford	14-2	59	NR

Others receiving votes: Creighton 53; Virginia 51; Arkansas 44; Indiana 38; Arizona 37; Illinois 33; Penn St. 23; LSU 22; Rutgers 19; Houston 18; Wisconsin 17; Purdue 15; Northern Iowa 10; TCU 7; St. Mary's 6; Marquette 6; Xavier 4; **New Mexico 3**; Liberty 2; Yale 1; Providence 1

2019-20 CSU opponents in **bold italics**

GAME 19 - NEW MEXICO

Martin Stepping Up His Role

- Redshirt-senior Kris Martin has emerged as one of the leaders this season.
- He started last 16 of 27 games played in 2018-19, averaging 9.2 points (fourth for the Rams), 3.6 rebounds and 2.6 assists in 29.5 minutes a game
- He scored in double digits in 13 games, with two of 20+
- The guard made his season debut in 2018-19 against South Dakota State, Nov. 21, and tallied 11 points in 30 minutes of action.
- He led CSU with 21 points at Colorado, Dec. 1.
- Martin recorded his first CSU career double-double with 20 points and 10 rebounds against Utah State, March 5.
- The guard led CSU in its opening win over Denver, Nov. 5, scoring a team-high 18 points and adding five rebounds, two assists and two steals.
- He had 17 points (career-high tying 5 three-pointers) in the win over Doane, Dec. 28.
- The senior currently is sixth for CSU at 7.9 points per game while playing 25.6 minutes a contest, fifth on the team. He is shooting 36.5 percent from the field and 65.0 from the charity stripe while also adding 3.8 rebounds and 1.7 assists a game.

Moving On Up

- Sophomores Kendle Moore and Adam Thistlewood are looked at to help lead this team as two of the four returning starters.
- Thistlewood was fifth on last year's team at 8.9 points per game and Moore is sixth at 8.8 points per game. Thistlewood scored in double figures in 16 contests, with Moore with 11 10+ point games.
- Thistlewood scored in double figures in each of the last six games and ranked third in the MW in three-point field goal percentage in conference games.
- Moore and Thistlewood each shot 78 percent or better from the charity stripe.

This season

- Thistlewood and Moore both had a solid game in the win over Omaha, Nov. 13.
- Thistlewood was 5-for-11 on field goals, including 5-for-8 from the three-point arc, and hit all four free throws for a career-high 19 points. He also added seven rebounds, two off his career best earlier this year against Denver.
- Moore tallied a season-best 16 points, including five triples against the Mavericks.
- Moore was solid in the thrilling win over Loyola Chicago Nov. 26, as he had a game-high 15 points, including 6-of-9 FG and 3-5 from the arc.
- Thistlewood was a standout against Washington State Nov. 27, as he had a game high and career-high 20 points on 6-of-9 FG, including tying a career-high with five three-pointers and chipped in four rebounds.
- Thistlewood also hit a long three with 16.9 seconds to play to lift the Rams to a win over South Dakota State, Dec. 10.
- Moore had a 23-point outing and Thistlewood contributed 12 points, in limited minutes, in the triple-overtime win at Tulsa Dec. 21.
- Thistlewood is now fourth on the team at 9.6 points and fourth at 3.7 rebounds per game, while Moore is fifth at 8.1 points a contest and tied for the team lead with 21 steals.

Newcomers With Early Impact

- Head coach Niko Medved has played four freshmen in 17 of the 18 contests so far, with three playing in all 18.
- Guard Isaiah Stevens has started all 18 games and tied for game-high honors with forward David Roddy with 12 points at #4 Duke, Nov. 8.
- Roddy also added six rebounds and a steal in his 21 minutes of action.
- Dischon Thomas and John Tonje have both played at least 17 contests and contributed off the bench.
- Stevens followed it up with against Omaha, Nov. 13, tallying 11 points and a team season-high five assists in the win and at Loyola Marymount, Nov. 16, with a game-high 21 points, five rebounds and five assists in the come-from-behind win.
- Stevens and Roddy both had a presence against Arkansas State Nov. 20. Stevens then had 11 points, six rebounds and a team season-high eight assists while Roddy had a personal-best 14 points with three blocks.
- Roddy scored in double figures in all three games in Grand Cayman in the Cayman Islands Classic, averaging

11.0 points per game on 50.0 percent shooting from the field.

- Against Utah Valley Dec. 1, two other newcomers made a major contribution. Thomas scored a game-high 18 points on 7-of-8 shooting from the floor and hitting all four free throws while adding six rebounds. Sophomore P.J. Byrd come off the bench and tallied eight points in 10 minutes in his first action of the season.
- Stevens led the Rams with 26 points, including 10 free throws, and a school record-tying 12 assists in the triple-overtime win at Tulsa Dec. 21. Roddy had his first CSU double-double as well with 17 points and 11 rebounds, both season highs.
- The duo were also key in the win over Wyoming Jan. 4. Roddy had season highs of 19 points and 13 rebounds, while Stevens added 17 points, six assists and three steals.
- They also combined for 42 points in the win at San Jose State, Jan. 11, including nine in the crucial final 3:48.
- Stevens is currently leading the team in scoring at 12.7 points per game, shooting 46.7 percent from the floor, 34.7 from the arc and a team-best 82.1 percent from the free throw line. He has reached at least 10 points in 13 of the 18 games so far and had at least four assists in 12 of them, averaging 4.4 per game (4th in the MW).
- Roddy is third at 11.2 points per game and second at 5.7 rebounds a contest, as the freshman has scored in double figures in 11 of the last 14 games and 12 total contests this season (**18.2 ppg, 8.4 rpg in the last five games**).

Rams Playing Professionally

- Daniel Bejarano ('15) - Fuerza Regia Monterrey (Mexican LNBP - Second Division) - 7.6 ppg, 4.2 rpg
- Emmanuel Omogbo ('17) - Edinof BI (Italy Serie A2) - 11.8 ppg, 6.6 rpg, 1.5 apg
- Colton Iverson ('13) - Zenit Sankt Petersburg (Russia - Euroleague)
- Andy Ogide ('11) - UCC Piacenza (Italy - Unieuro) - 14.5 ppg, 3.8 rpg
- Che Bob ('18) - CD Puerto Varas (Chile) - 23.4 ppg, 4.9 rpg
- Gerson Santo ('14) - Rio Claro (Brazilian NBB) - 12.8 ppg, 6.5 rpg
- J.J. Avila ('15) - Agua Caliente Clippers (NBA G League) - 12.8 ppg, 6.5 rpg
- Gian Clavell ('17) - Bursaspor (Turkey) - 15.0 ppg, 1.5 rpg, 1.5 apg
- John Gillon ('17) - P. Zvaigzdes (Lithuania) - 12.6 ppg, 2.1 rpg, 4.1 apg
- Stanton Kidd ('15) - Melbourne United (Australia) / formerly Utah Jazz
- Tiel Daniels ('16) - China
- Jon Octeus ('15) - Phoenix Hagen (Germany) - 12.6 ppg, 5.4 rpg, 6.4 apg
- J.D. Paige ('19) - Parnu (Estonia) - 13.4 ppg, 4.4 rpg, 1.8 apg

Coors Light Coaches Show Is Back

- The Coors Light Basketball Head Coaches Show returns to Lucky Joe's Sidewalk Saloon in Old Town Fort Collins this year. Join men's head coach Niko Medved and women's head coach Ryon Williams starting at 6 p.m. on the Mondays listed below (other than the first and last shows) to hear their thoughts on the previous week and look forward to upcoming action.
- January: 13, 20 & 27
- February: 10 & 20 (Thur.)

All-Time Overtime

Overall: 28-36

	1-ot	2-ot	3-ot	Tot
Home:	10-15	6-2	0-0	16-17
Road:	10-15	1-1	1-1	12-17
Neutral:	0-1	0-1	0-0	0-2
Totals	20-31	7-4	1-1	28-36

Looking Ahead

- The Rams will stay in state but go back on the road, busing to Colorado Springs to take on Air Force Saturday, Jan. 18 at 2 p.m. MT.
- The game will be broadcast on AT&T SportsNet.
- The audio will be on the Colorado State Sports Radio Network (along with online at CSURams.com), with Brian Roth and Adam Nigon on the call.
- CSU Sports Network broadcasts can be also accessed on mobile devices through the TuneIn app (free on all Apple, Android, Windows, Blackberry and Amazon Kindle devices) – once downloaded, search "Colorado St. Rams Sports Network" in the app for the games and coaches' show broadcasts.

MOUNTAIN WEST STANDINGS: (through Jan. 12, 2020)

School	MW		Overall	
	W-L	Pct	W-L	Pct
San Diego St. (7/7)	6-0	1.000	17-0	1.000
New Mexico	4-1	.800	15-3	.833
UNLV	4-1	.800	9-9	.500
Nevada	3-2	.600	10-7	.588
Utah State	3-3	.500	14-5	.737
Boise State	3-3	.600	11-7	.611
Colorado State	2-3	.400	11-7	.611
Air Force	2-3	.400	8-9	.471
San José State	2-4	.333	6-12	.333
Fresno State	1-4	.200	5-11	.313
Wyoming	0-6	.000	5-13	.278

RANKING IN THE MOUNTAIN WEST: Here are the Rams' team and individual rankings in the Mountain West and NCAA (through games of Jan. 12, 2020)

CSU's Team Rankings	MW	Avg.	NCAA
Scoring Offense	7th	73.11	138th
Scoring Defense	7th	70.61	215th
Scoring Margin	8th	+2.50	200th
Field Goal Percentage	4th	46.0	74th
Field Goal Percentage Def.	8th	43.4	225th
Free Throw Percentage	11th	66.5	283rd
Free Throws Made	5th	264	40th
Free Throw Attempts	4th	397	16th
3-Pt. Field Goal Percentage	6th	32.9	198th
3-Pt. Field Goal Percentage Def.	9th	33.7	228th
3-Pt. Field Goals Per Game	10th	7.11	197th
3-Pt. Field Goals Attempted	8th	389	117th
Rebounding Offense	8th	35.89	185th
Rebounding Defense	7th	33.61	N/A
Rebounding Margin	6th	+2.28	133rd
Blocked Shots	10th	1.78	338th
Assists	4th	15.39	50th
Steals	3rd	6.83	146th
Turnovers (Fewest)	8th	13.9	204th
Turnovers Forced	5th	13.28	226th
Turnover Margin	5th	-0.61	238th
Assist/Turnover Ratio	5th	1.11	93rd
Offensive Rebounds	8th	8.50	288th
Defensive Rebounds	4th	27.39	80th
Offensive Rebounding Pct	7th	25.2	N/A
Defensive Rebounding Pct	4th	76.6	N/A

INDIVIDUAL MOUNTAIN WEST RANKINGS (CSU only)

Scoring	15.	Isaiah Stevens	12.72
	17.	Nico Carvacho	12.56
Rebounding	1.	Nico Carvacho	10.72
	15.	David Roddy	5.67
3-Pt. FG Made	15.	Adam Thistlewood	1.80
Free Throw Percentage	6.	Isaiah Stevens	82.1
	15.	David Roddy	71.2
Assists	4.	Isaiah Stevens	4.44
Steals	t-9.	Hyron Edwards	1.17
	t-9.	Kendle Moore	1.17
Assist-to-Turnover	4.	Isaiah Stevens	2.11
Blocked Shots	t-11.	David Roddy	0.67
Offensive Rebounds	5.	Nico Carvacho	2.83
	15.	David Roddy	1.61
Defensive Rebounds	1.	Nico Carvacho	7.89
Minutes Played	9.	Isaiah Stevens	32.73
	14.	Kendle Moore	30.81

2019-20 SEASON AND CAREER TOTALS (RETURNERS)

Double-Digit Scoring Games	2019-20 (Record)	Career (Record)
Isaiah Stevens	13 (8-5)	13 (8-5)
Nico Carvacho	13 (7-6)	61 (28-33)
David Roddy	12 (7-5)	12 (7-5)
Kendle Moore	7 (5-2)	19 (13-6)
Kris Martin	6 (6-0)	19 (12-7)
Adam Thistlewood	6 (5-1)	22 (12-10)
Hyron Edwards	1 (1-0)	5 (4-1)
Dischon Thomas	1 (1-0)	1 (1-0)

20+-Point Games	2019-20 (Record)	Career (Record)
Isaiah Stevens	3 (3-0)	3 (3-0)
Nico Carvacho	1 (1-0)	11 (5-6)
Kendle Moore	1 (1-0)	3 (3-0)
Adam Thistlewood	1 (1-0)	1 (1-0)
David Roddy	1 (1-0)	1 (1-0)
Kris Martin	0 (0-0)	2 (0-2)
Hyron Edwards	0 (0-0)	1 (1-0)

10+-Rebound Games	2019-20 (Record)	Career (Record)
Nico Carvacho	10 (8-2)	58 (27-31)
David Roddy	2 (2-0)	2 (2-0)
Kris Martin	0 (0-0)	1 (0-1)

5+-Assist Games	2019-20 (Record)	Career (Record)
Isaiah Stevens	8 (7-1)	8 (7-1)
Nico Carvacho	2 (2-0)	6 (4-2)
Hyron Edwards	2 (1-1)	4 (2-2)
P.J. Byrd	1 (1-0)	1 (1-0)
Kris Martin	0 (0-0)	4 (3-1)
Kendle Moore	0 (0-0)	3 (2-1)

Double-Doubles	2019-20 (Record)	Career (Record)
Nico Carvacho	6 (5-1)	41 (17-24)
David Roddy	2 (2-0)	2 (2-0)
Isaiah Stevens	1 (1-0)	1 (1-0)
Kris Martin	0 (0-0)	1 (0-1)

3+-Steal Games	2019-20 (Record)	Career (Record)
Kris Martin	2 (2-0)	3 (3-0)
Adam Thistlewood	2 (2-0)	2 (2-0)
Isaiah Stevens	2 (2-0)	2 (2-0)
Hyron Edwards	1 (1-0)	4 (3-1)
Kendle Moore	1 (0-1)	6 (3-3)
Nico Carvacho	1 (0-1)	4 (2-2)

3+-Three-Pointer Games	2019-20 (Record)	Career (Record)
Adam Thistlewood	4 (4-0)	9 (7-2)
Kendle Moore	4 (4-0)	7 (7-0)
Kris Martin	2 (2-0)	7 (3-4)
Isaiah Stevens	2 (0-2)	2 (0-2)
John Tonje	1 (1-0)	1 (1-0)
Hyron Edwards	0 (0-0)	1 (0-1)

Scoring Leaders (Including Ties)	2019-20 (Record)	Career (Record)
David Roddy	6 (3-3)	6 (3-3)
Nico Carvacho	6 (2-4)	19 (7-12)
Isaiah Stevens	5 (3-2)	5 (3-2)
Kris Martin	3 (3-0)	7 (4-3)
Kendle Moore	1 (1-0)	4 (3-1)
Adam Thistlewood	1 (1-0)	3 (1-2)
Dischon Thomas	1 (1-0)	1 (1-0)
Hyron Edwards	0 (0-0)	1 (1-0)

Rebounding Leaders (Including Ties)	2019-20 (Record)	Career (Record)
Nico Carvacho	15 (10-5)	70 (30-40)
David Roddy	2 (1-1)	2 (1-1)
Isaiah Stevens	1 (0-1)	1 (0-1)
Kris Martin	0 (0-0)	1 (1-0)

Assist Leaders (Including Ties)	2019-20 (Record)	Career (Record)
Isaiah Stevens	13 (9-4)	13 (9-4)
Hyron Edwards	3 (2-1)	9 (4-5)
Kendle Moore	2 (1-1)	13 (4-9)
Nico Carvacho	1 (1-0)	14 (6-8)
P.J. Byrd	1 (1-0)	1 (1-0)
David Roddy	1 (0-1)	1 (0-1)
Kris Martin	0 (0-0)	5 (2-3)
Adam Thistlewood	0 (0-0)	1 (1-0)

STREAKS

Overall	W, 2
Unranked teams anywhere	W, 5
Ranked teams anywhere	L, 11
Mountain West Opponent	W, 2
Home	W, 2
Home MW	W, 1
Home Nonconference	W, 1
Home unranked nonconference	W, 3
Home unranked teams	W, 3
Home ranked teams	L, 4
Road	W, 1
Road MW	W, 1
Road unranked teams	W, 1
Road ranked teams	L, 27
Neutral	W, 2
Neutral unranked teams	W, 2
Neutral ranked teams	L, 8

Consecutive Games with a Three-Pointer	Curr. Streak	Career Streak
Kendle Moore	3	8
Kris Martin	2	9
John Tonje	2	2
Isaiah Stevens	1	7
PJ Byrd	-	2
David Roddy	-	2
Adam Thistlewood	-	8
Hyron Edwards	-	3
Nico Carvacho	-	2
Kyle Lukasiewicz	-	1

Games Played	2019-20 (Record)	Career (Record)
Nico Carvacho	18 (11-7)	118 (58-60)
Kendle Moore	18 (11-7)	50 (23-27)
Kris Martin	18 (11-7)	45 (19-26)
Hyron Edwards	18 (11-7)	38 (18-20)
Isaiah Stevens	18 (11-7)	18 (11-7)
Dischon Thomas	18 (11-7)	18 (11-7)
David Roddy	18 (11-7)	18 (11-7)
John Tonje	17 (11-6)	17 (11-6)
Adam Thistlewood	15 (9-6)	47 (21-26)
Kyle Lukasiewicz	4 (3-1)	4 (3-1)
PJ Byrd	4 (3-1)	4 (3-1)

Starts	Consecutive (Record)	Career (Record)
Nico Carvacho	115 (56-59)	115 (56-59)
Kendle Moore	19 (11-8)	49 (23-26)
Isaiah Stevens	18 (11-7)	18 (11-7)
David Roddy	5 (4-1)	5 (4-1)
Adam Thistlewood	1 (1-0)	40 (18-22)
Kris Martin	-	32 (15-17)
Hyron Edwards	-	1 (1-0)



2019-20 RAMS' MISCELLANEOUS STATISTICS

Table with columns for 2019-20 Overall, MW, Home, Road, Neutral, Medved, CSU, MW, and various statistical categories like 'Outscore their opponents', 'Leading at halftime', 'BY OFFENSE', 'BY DEFENSE', 'BY POINT DIFFERENTIAL', 'BY OVERTIME', and 'BY MONTH'.

INSIDE THE GAME

Summary statistics including Largest Victory, Smallest Victory, Largest Defeat, Smallest Defeat, Largest Halftime Lead, Largest Halftime Deficit, Most Points in 1st Half, Lowest Points in 1st Half, Most Points in 2nd Half, Lowest Points in 2nd Half, Most Points Allowed in Overtime, Lowest Points Allowed in Overtime, Largest Lead in a game won, Largest Oppt lead in a game won, Largest Lead in a game lost, Largest Oppt lead in a game lost, Most Lead Changes, Most Ties In a Game, Games Led Start to Finish (never trailed).

2019-20 COLORADO STATE STARTING LINEUPS

Opponent	Score	Guard	Guard	Forward	Forward	Center	Points Scored	
							Starters	Bench
Denver	W, 74-63	Moore	Stevens	Martin*	Thistlewood	Carvacho	56	18
at Duke (#4)	L, 55-89	Moore	Stevens	Martin*	Thistlewood	Carvacho	35	20
Omaha	W, 80-65	Moore	Stevens	Martin*	Thistlewood	Carvacho	74	6
at Loyola Marymount	W, 74-64	Moore	Stevens	Martin*	Thistlewood	Carvacho	62	12
Arkansas State	L, 78-80	Moore	Stevens	Martin*	Thistlewood	Carvacho	54	24
vs. New Mexico State	L-ot, 70-78	Moore	Stevens	Martin*	Thistlewood	Carvacho	52	18
vs. Loyola Chicago	W, 61-60	Moore	Stevens	Martin*	Thistlewood	Carvacho	47	14
vs. Washington State	W, 79-69	Moore	Stevens	Martin*	Thistlewood	Carvacho	60	19
Utah Valley	W, 92-61	Moore	Stevens	Martin*	Thistlewood	Carvacho	41	51
San Diego State	L, 57-79	Moore	Stevens	Martin*	Thistlewood	Carvacho	47	10
at Boise State	L, 64-75	Moore	Stevens	Martin*	Thistlewood	Carvacho	34	30
South Dakota State	W, 72-68	Moore	Stevens	Martin*	Thistlewood	Carvacho	46	26
Colorado	L, 48-56	Moore	Stevens	Martin*	Thistlewood	Carvacho	33	15
at Tulsa	W-3ot, 111-104	Moore	Stevens	Thistlewood	Roddy	Carvacho	93	18
Doane	W, 87-62	Moore	Stevens	Martin*	Roddy	Carvacho	59	28
at Nevada	L, 61-67	Moore	Stevens	Martin*	Roddy	Carvacho	52	9
Wyoming	W, 72-61	Moore	Stevens	Martin*	Roddy	Carvacho	63	9
at San Jose State	W, 81-70	Moore	Stevens	Thistlewood	Roddy	Carvacho	62	19
New Mexico								
at Air Force								
Fresno State								
at Utah State								
Nevada								
UNLV								
at Fresno State								
Utah State								
at Wyoming								
at UNLV								
San Jose State								
at San Diego State								
Air Force								
MW Tournament								
Totals							970	346
							(73.7%)	(26.3%)

* Started an additional guard

2019-20 Rams Starting Lineups

PG	SG	SF	PF	C	Record
Moore	Stevens	Thistlewood	Roddy	Carvacho	2-0
Moore	Stevens	Martin	Roddy	Carvacho	2-1
Moore	Stevens	Martin	Thistlewood	Carvacho	7-6

*Most recent starting lineup listed first



2019-20 SEASON BOX SCORE | ALL/CONFERENCE GAMES

(AS OF JAN. 13, 2020)

RECORD:	OVERALL	HOME	AWAY	NEUTRAL
ALL GAMES	(11-7)	(6-3)	(3-3)	(2-1)
MOUNTAIN WEST	(2-3)	(1-1)	(1-2)	(0-0)
NON-CONFERENCE	(9-4)	(5-2)	(2-1)	(2-1)

#	Player	TOTAL					3-PTS			REBOUNDS																
		GP	GS	Min	Avg	FG	FGA	Pct	3FG	FGA	Pct	FT	FTA	Pct	Off	Def	Tot	Avg	PF	FO	A	TO	Blk	Stl	Pts	Avg
04	Isaiah Stevens	18	18	592	32.9	79	169	.467	25	72	.347	46	56	.821	4	48	52	2.9	20	0	80	38	2	18	229	12.7
	Conference-Only...	5	5	169	33.8	23	55	.418	6	24	.250	15	19	.789	0	10	10	2.0	4	0	22	10	0	6	67	13.4
32	Nico Carvacho	18	18	534	29.7	88	161	.547	0	0	.000	50	110	.455	51	142	193	10.7	47	0	34	57	10	17	226	12.6
	Conference-Only...	5	5	141	28.2	22	46	.478	0	0	.000	11	32	.344	20	37	57	11.4	13	0	8	16	1	5	55	11.0
21	David Roddy	18	5	429	23.8	71	155	.458	8	51	.157	52	73	.712	29	73	102	5.7	47	3	25	40	12	14	202	11.2
	Conference-Only...	5	3	133	26.6	26	54	.481	3	15	.200	17	24	.708	13	22	35	7.0	17	1	5	15	4	2	72	14.4
31	Adam Thistlewood	15	15	418	27.9	44	97	.454	27	65	.415	29	40	.725	12	44	56	3.7	36	0	11	14	0	10	144	9.6
	Conference-Only...	3	3	82	27.3	5	17	.294	3	11	.273	2	4	.500	1	6	7	2.3	11	0	2	1	0	1	15	5.0
03	Kendle Moore	18	18	554	30.8	47	107	.439	27	69	.391	25	36	.694	6	28	34	1.9	31	0	39	26	0	21	146	8.1
	Conference-Only...	5	5	158	31.6	12	28	.429	7	18	.389	11	13	.846	0	10	10	2.0	11	0	15	6	0	3	42	8.4
01	Kris Martin	18	16	460	25.6	54	148	.365	22	76	.289	13	20	.650	8	60	68	3.8	30	0	30	30	6	15	143	7.9
	Conference-Only...	5	4	110	22.0	11	34	.324	4	18	.222	0	1	.000	0	18	18	3.6	7	0	7	4	1	3	26	5.2
05	P.J. Byrd	4	0	45	11.3	5	10	.500	4	6	.667	4	4	1.000	2	4	6	1.5	7	0	8	2	0	1	18	4.5
	Conference-Only...	2	0	18	9.0	1	4	.250	1	2	.500	2	2	1.000	1	1	2	1.0	2	0	2	0	0	0	5	2.5
00	Hyron Edwards	18	0	338	18.8	28	68	.412	3	18	.167	13	14	.929	1	24	25	1.4	23	0	36	21	0	21	72	4.0
	Conference-Only...	5	0	93	18.6	7	24	.292	0	5	.000	4	4	1.000	0	11	11	2.2	8	0	12	8	0	5	18	3.6
23	John Tonje	17	0	150	8.8	20	46	.435	11	29	.379	14	19	.737	2	14	16	0.9	17	0	6	8	0	3	65	3.8
	Conference-Only...	5	0	45	9.0	7	12	.583	5	10	.500	2	2	1.000	0	7	7	1.4	2	0	2	1	0	1	21	4.2
11	Dischon Thomas	18	0	170	9.4	23	39	.590	0	1	.000	18	25	.720	10	29	39	2.2	16	0	7	8	2	2	64	3.6
	Conference-Only...	5	0	51	10.2	6	8	.750	0	1	.000	0	1	.000	0	11	11	2.2	3	0	1	3	0	0	12	2.4
22	Kyle Lukaszewicz	4	0	10	2.5	2	3	.667	1	2	.500	0	0	.000	0	0	0	0.0	1	0	1	0	0	1	5	1.3
	Conference-Only...	0	0	0	0.0	0	0	.000	0	0	.000	0	0	.000	0	0	0	0.0	0	0	0	0	0	0	0	0.0
TM	TEAM.....																									
	Conference-Only...																									
	Total.....	18				461	1003	.460	128	389	.329	264	397	.665	153	493	646	35.9	275	3	277	250	32	123	1314	73.0
	Conference-Only...	5				120	282	.426	29	104	.279	64	102	.627	45	148	193	38.6	78	1	76	65	6	26	333	66.6
	Opponents.....	18				472	1087	.434	150	445	.337	177	247	.717	151	454	605	33.6	348	12	240	239	46	108	1271	70.6
	Conference-Only...	5				127	306	.415	48	136	.353	50	60	.833	37	139	176	35.2	90	3	69	55	13	29	352	70.4

DEADBALL REBOUNDS: OFF DEFTOTAL

Colorado State	64	6	70
Opponents	35	4	39

TEAM STATISTICS

	Colorado State	Opponents
SCORING	1314	1271
Points per game	73.0	70.6
Scoring margin	+2.4	-
FIELD GOALS-ATT	461-1003	472-1087
Field goal pct	.460	.434
3 POINT FG-ATT	128-389	150-445
3-point FG pct	.329	.337
3-pt FG made per game	7.1	8.3
FREE THROWS-ATT	264-397	177-247
Free throw pct	.665	.717
F-Throws made per game	14.7	9.8
REBOUNDS	646	605
Rebounds per game	35.9	33.6
Rebounding margin	+2.3	-
ASSISTS	277	240
Assists per game	15.4	13.3
TURNOVERS	250	239
Turnovers per game	13.9	13.3
Turnover margin	-0.6	-
Assist/turnover ratio	1.1	1.0
STEALS	123	108
Steals per game	6.8	6.0
BLOCKS	32	46
Blocks per game	1.8	2.6
WINNING STREAK	2	-
Home win streak	2	-
ATTENDANCE	29403	29889
Home games-Avg/Game	9-3267	6-4387
Neutral site-Avg/Game	-	3-1188

Date	Opponent	Score	Attend
11/5/19	DENVER	W 74-63	2322
11/8/19	at Duke (#4)	L 55-89	9314
@ 11/13/19	OMAHA	W 80-65	2280
11/16/19	at Loyola Marymount	W 74-64	989
11/20/19	ARKANSAS STATE	L 78-80	2306
@ 11/25/19	vs. New Mexico State	L-ot 70-78	1251
@ 11/26/19	vs. Loyola Chicago	W 61-60	1291
@ 11/27/19	vs. Washington State	W 79-69	1023
12/1/19	UTAH VALLEY	W 92-61	3168
* 12/4/19	SAN DIEGO STATE (RV)	L 55-79	3419
* 12/7/19	at Boise State	L 64-75	3577
12/10/19	SOUTH DAKOTA STATE	W 72-68	2408
12/13/19	COLORADO	L 48-56	6629
# 12/21/19	at Tulsa	W-3ot 111-104	2422
12/28/19	DOANE	W 87-62	3337
* 1/1/20	at Nevada	L 61-67	8659
* 1/4/20	WYOMING	W 72-61	3534
* 1/11/20	at San Jose State	W 81-70	1363

* Mountain West Conference Games

@ Cayman Islands Classic (one home game, final three in Grand Cayman)

BOK Showcase (BOK Center - Tulsa, Okla.)

^ Mountain West Tournament (Thomas & Mack Center - Las Vegas, Nev.)

SCORE BY PERIODS:	1st	2nd	OT	2OT	3OT	Total
Colorado State	569	706	19	13	9	1316
Opponents	562	667	27	13	2	1271

**2019-20 GAME-BY-GAME RESULTS/LEADERS**

Opponent	Date	W/L	Score	Atten.	Rec.	H	A	N	High Scorer	High Rebounder	High Assists
Denver	11/5/19	W	74-63	2,322	1-0	1-0	0-0	0-0	18 Martin	11 Carvacho	3 Moore, Edwards
at Duke (#4)	11/8/19	L	55-89	9,314	1-1	1-0	0-1	0-0	12 Roddy, Stevens	9 Carvacho	2 Roddy
Omaha	11/13/19	W	80-65	2,280	2-1	2-0	0-1	0-0	21 Carvacho	19 Carvacho	5 Carvacho, Stevens
at Loyola Marymount	11/16/19	W	74-64	989	3-1	2-0	1-1	0-0	21 Stevens	7 Carvacho	5 Stevens
Arkansas State	11/20/19	L	78-80	2,306	3-2	2-1	1-1	0-0	15 Carvacho	6 Stevens	8 Stevens
vs. New Mexico State	11/25/19	L-ot	70-78	1,251	3-3	2-1	1-1	0-1	18 Carvacho	7 Roddy	4 Stevens
vs. Loyola Chicago	11/26/19	W	61-60	1,291	4-3	2-1	1-1	1-1	15 Moore	6 Carvacho	4 Stevens
vs. Washington State	11/27/19	W	79-69	1,023	5-3	2-1	1-1	2-1	20 Thistlewood	14 Carvacho	4 Stevens
Utah Valley	12/1/19	W	92-61	3,168	6-3	3-1	1-1	2-1	18 Thomas	10 Carvacho	6 Edwards
San Diego State*	12/4/19	L	57-79	3,419	6-4	3-2	1-1	2-1	16 Carvacho	11 Carvacho	5 Edwards
at Boise State*	12/7/19	L	64-75	3,577	6-5	3-2	1-2	2-1	11 Carvacho, Roddy	9 Carvacho	5 Stevens
South Dakota State	12/10/19	W	72-68	2,408	7-5	4-2	1-2	2-1	12 Carvacho, Martin	12 Carvacho	5 Stevens
Colorado	12/13/19	L	48-56	6,629	7-6	4-3	1-2	2-1	10 Stevens	10 Carvacho	3 Stevens
at Tulsa	12/21/19	W-3ot	111-104	2,422	8-6	4-3	2-2	2-1	26 Stevens	18 Carvacho	12 Stevens
Doane	12/28/19	W	87-62	3,337	9-6	5-3	2-2	2-1	17 Roddy, Martin	9 Carvacho	6 Stevens, Byrd
at Nevada	1/1/20	L	61-67	8,659	9-7	5-3	2-3	2-1	17 Roddy	9 Carvacho	4 Moore
Wyoming*	1/4/20	W	72-61	3,534	10-7	6-3	2-3	2-1	19 Roddy	13 Roddy	6 Stevens
at San Jose State*	1/11/20	W	81-70	1,363	11-7	6-3	3-3	2-1	21 Roddy, Stevens	16 Carvacho	7 Stevens
New Mexico*	1/15/20										
at Air Force*	1/18/20										
Fresno State*	1/22/20										
at Utah State*	1/25/20										
Nevada*	1/29/20										
UNLV*	2/1/20										
at Fresno State*	2/4/20										
Utah State*	2/11/20										
at Wyoming*	2/15/20										
at UNLV*	2/18/20										
San Jose State*	2/22/20										
at San Diego State*	2/25/20										
Air Force*	2/29/20										
MW Tournament	3/5/20										

2019-20 INDIVIDUAL GAME-BY-GAME POINTS-REBOUNDS-ASSISTS

Opponent (Date)	0	1	3	4	5	10	11	21	22	23	31	32
	Edwards	Martin	Moore	Stevens	Byrd	Moors	Thomas	Roddy	Lukasiewicz	Tonje	Thistlewood	Carvacho
Denver (11/5/19)	10-1-3	18-5-2	6-0-3	7-2-0	DNP	DNP	1-1-1	4-6-1	DNP	3-0-0	15-9-0	10-11-2
at Duke (11/8/19)	2-0-1	9-4-0	0-2-0	12-1-0	DNP	DNP	4-3-0	12-6-2	0-0-0	2-1-0	3-6-1	11-9-1
Omaha (11/13/19)	2-1-1	7-5-4	16-2-0	11-2-5	DNP	DNP	0-1-0	4-4-1	0-0-0	0-0-1	19-7-1	21-19-5
at Loyola Marymount (11/16/19)	5-0-1	11-6-2	6-1-3	21-5-5	DNP	DNP	4-1-2	3-5-0	DNP	0-0-0	7-5-1	17-7-0
Arkansas State (11/20/19)	0-1-1	8-2-1	10-3-3	11-6-8	DNP	DNP	4-3-0	14-4-2	DNP	6-2-0	10-1-3	15-5-3
vs. New Mexico State (11/25/19)	7-0-1	9-3-2	4-1-3	17-3-4	DNP	DNP	0-0-0	11-7-0	DNP	DNP	4-5-1	18-6-2
vs. Loyola Chicago (11/26/19)	0-2-0	0-5-3	15-1-0	14-3-4	DNP	DNP	2-0-0	10-1-2	DNP	2-0-0	14-2-0	4-6-1
vs. Washington State (11/27/19)	2-0-2	11-6-2	5-5-1	8-6-4	DNP	DNP	0-1-0	12-5-0	DNP	5-1-0	20-4-0	16-14-3
Utah Valley (12/1/19)	6-6-6	10-1-1	3-1-2	10-3-2	8-1-0	DNP	18-6-1	10-3-1	3-0-0	6-1-2	9-3-1	9-10-5
San Diego State* (12/4/19)	4-3-5	4-3-1	14-2-1	7-0-1	DNP	DNP	2-0-1	4-2-1	DNP	0-0-0	6-3-1	16-11-3
at Boise State* (12/7/19)	8-1-3	5-4-0	6-1-4	9-4-5	DNP	DNP	6-3-0	11-8-2	DNP	5-2-0	3-2-0	11-9-0
South Dakota State (12/10/19)	4-0-2	12-2-2	10-3-3	5-2-5	DNP	DNP	8-3-0	7-4-1	DNP	7-0-0	7-1-1	12-12-1
Colorado (12/13/19)	4-0-1	0-3-0	5-1-1	10-1-3	DNP	DNP	2-2-0	9-5-2	DNP	0-1-1	9-5-0	9-10-1
at Tulsa (12/21/19)	4-0-3	5-5-1	23-4-2	26-6-12	DNP	DNP	2-1-1	17-11-4	DNP	7-3-0	12-1-0	15-18-2
Doane (12/28/19)	8-3-2	17-3-3	1-0-3	10-2-6	5-3-6	DNP	7-6-1	17-6-4	2-0-1	6-0-0	DND-Inj.	14-9-0
at Nevada* (1/1/20)	2-4-1	4-5-1	3-1-4	13-3-3	5-2-2	DNP	0-1-0	17-5-0	DNP	2-0-0	DND-Inj.	13-9-2
Wyoming* (1/4/20)	4-2-1	7-4-2	11-1-2	17-1-6	0-0-0	DNP	0-5-0	19-13-1	DNP	5-1-1	DND-Inj.	9-12-2
at San Jose State* (1/11/20)	0-1-2	6-2-3	21-2-7	DNP	4-2-0	DNP	8-5-4	21-7-1	DNP	9-4-1	6-2-1	6-16-1
New Mexico* (1/15/20)												
at Air Force* (1/18/20)												
Fresno State* (1/22/20)												
at Utah State* (1/25/20)												
Nevada* (1/29/20)												
UNLV* (2/1/20)												
at Fresno State* (2/4/20)												
Utah State* (2/11/20)												
at Wyoming* (2/15/20)												
at UNLV* (2/18/20)												
San Jose State* (2/22/20)												
at San Diego State* (2/25/20)												
Air Force* (2/29/20)												
MW Tournament (3/5/20)												

2019-20 TEAM GAME-BY-GAME STATISTICS

Opponent	Date	Score	W/L	TOTAL			3-PTS			FREE THROWS			REBOUNDS				PF	A	TO	Blk	Stl	Pts	Avg
				FG	FGA	Pct	3FG	FGA	Pct	FT	FTA	Pct	Off	Def	Tot	Avg							
Colorado State	11/5/19	74-63	W	23	50	.460	7	23	.304	21	26	.808	7	28	35	35.0	18	12	14	1	4	74	74.0
Denver				24	58	.414	7	21	.333	8	15	.533	9	21	30	30.0	25	9	14	3	2	63	63.0
Colorado State at Duke (#4)	11/8/19	55-89	L	18	55	.327	5	21	.238	14	22	.636	8	26	34	34.5	17	5	18	0	5	55	64.5
Colorado State	11/13/19	80-65	W	37	69	.536	4	22	.182	11	18	.611	9	34	43	36.5	19	14	9	6	12	89	76.0
Colorado State	11/13/19	80-65	W	29	61	.475	10	22	.455	12	19	.632	11	32	43	37.3	15	18	9	4	4	80	69.7
Omaha				23	65	.354	11	27	.407	8	9	.889	10	27	37	36.7	22	12	11	3	2	65	72.3
Colorado State at Loyola Marymount	11/16/19	74-64	W	21	49	.429	8	24	.333	24	32	.750	10	22	32	36.0	18	14	14	1	7	74	70.8
Colorado State	11/20/19	78-80	L	27	56	.482	4	20	.200	6	13	.462	10	19	29	34.8	26	15	18	3	6	64	70.2
Colorado State	11/20/19	78-80	L	28	57	.491	5	19	.263	17	24	.708	9	20	29	34.6	16	21	10	6	4	78	72.2
Arkansas State				27	54	.500	13	20	.650	13	19	.684	8	21	29	33.6	25	14	10	3	7	80	72.2
Colorado State vs. New Mexico State	11/25/19	70-78	Lot	24	49	.490	7	16	.438	15	23	.652	4	24	28	33.5	16	13	20	0	9	70	71.8
Colorado State vs. Loyola Chicago	11/26/19	61-60	W	28	61	.459	8	27	.296	14	16	.875	9	23	32	33.3	19	13	16	1	6	78	73.2
Colorado State vs. Washington State	11/27/19	79-69	W	23	48	.479	10	20	.500	5	13	.385	3	21	34	32.1	11	10	13	2	8	61	70.3
Colorado State	11/27/19	79-69	W	26	51	.510	4	14	.286	4	6	.667	5	26	31	33.0	12	12	14	2	9	60	71.3
Colorado State	11/27/19	79-69	W	28	51	.549	8	20	.400	15	23	.652	9	35	44	33.6	16	12	20	2	4	79	71.4
Utah Valley	12/1/19	92-61	W	27	68	.397	9	31	.290	6	12	.500	9	19	28	32.4	19	11	7	1	6	69	71.0
Colorado State	12/1/19	92-61	W	33	56	.589	7	12	.583	19	26	.731	10	27	37	34.0	15	21	13	0	11	92	73.7
San Diego State*	12/4/19	57-79	L	22	57	.386	8	33	.242	9	10	.900	8	16	24	31.4	16	14	18	3	5	61	69.9
Colorado State at Boise State*	12/7/19	64-75	L	20	52	.385	4	18	.222	13	20	.650	7	20	27	33.3	16	14	8	2	4	57	72.0
Colorado State	12/7/19	64-75	L	30	61	.492	9	26	.346	10	11	.909	12	28	40	32.3	15	15	7	1	2	79	70.8
Colorado State	12/7/19	64-75	L	26	63	.413	7	25	.280	5	10	.500	6	31	37	33.6	17	14	11	0	3	64	71.3
Colorado State	12/7/19	64-75	L	27	62	.435	10	28	.357	11	12	.917	5	34	39	32.9	12	13	10	0	5	75	71.2
Colorado State	12/10/19	72-68	W	27	52	.519	7	19	.368	11	21	.524	3	25	28	33.2	13	15	11	3	8	72	71.3
South Dakota State				26	60	.433	7	23	.304	9	15	.600	10	28	38	33.3	18	16	13	2	6	68	70.9
Colorado State	12/13/19	48-56	L	18	62	.290	2	22	.091	10	14	.714	11	21	32	33.1	17	9	12	4	11	48	69.5
Colorado				17	45	.378	8	18	.444	14	20	.700	9	35	44	34.2	16	13	21	4	5	56	69.8
Colorado State at Tulsa	12/21/19	111-104	W-3ot	37	72	.514	14	37	.378	23	31	.742	13	42	55	34.6	19	25	21	1	11	111	72.5
Colorado State	12/28/19	87-62	W	37	84	.440	12	29	.414	18	25	.720	10	26	36	34.3	24	22	13	2	8	104	72.2
Colorado State	12/28/19	87-62	W	32	59	.542	9	30	.300	14	21	.667	10	22	32	34.5	6	26	10	2	11	87	73.5
Colorado State at Nevada	1/1/20	61-67	L	24	53	.453	7	24	.292	7	9	.778	8	20	28	33.9	17	6	20	0	5	62	71.5
Colorado State	1/1/20	61-67	L	21	57	.368	5	15	.333	12	17	.706	9	29	38	34.7	12	13	16	0	3	59	72.6
Colorado State	1/4/20	72-61	W	25	60	.417	9	26	.346	8	9	.889	6	30	36	34.0	19	15	14	8	5	67	71.2
Colorado State	1/4/20	72-61	W	26	51	.510	5	23	.217	15	25	.600	10	32	42	35.1	16	15	17	4	8	72	72.5
Colorado State	1/11/20	81-70	W	21	55	.382	10	26	.385	9	12	.750	4	22	26	33.5	22	10	14	0	11	61	70.6
Colorado State at San Jose State*	1/11/20	81-70	W	27	59	.458	8	23	.348	19	30	.633	13	36	49	35.9	17	20	13	0	8	81	73.0
Colorado State	1/15/20			24	68	.353	10	30	.333	12	16	.750	10	25	35	33.6	22	16	10	4	6	70	70.6
Colorado State	1/15/20																						
Colorado State at Air Force*	1/18/20																						
Colorado State	1/22/20																						
Colorado State	1/22/20																						
Colorado State at Utah State*	1/25/20																						
Colorado State	1/29/20																						
Colorado State	1/29/20																						
Colorado State	2/1/20																						
Colorado State	2/1/20																						
Colorado State	2/4/20																						
Colorado State	2/4/20																						
Colorado State	2/11/20																						
Colorado State	2/11/20																						
Colorado State	2/15/20																						
Colorado State	2/15/20																						
Colorado State	2/18/20																						
Colorado State	2/18/20																						
Colorado State	2/22/20																						
Colorado State	2/22/20																						
Colorado State	2/25/20																						
Colorado State	2/25/20																						
Colorado State	2/29/20																						
Air Force*																							
Colorado State	3/5/20																						
MW Tournament																							



The Last Time The Rams Had...

Player score 25 points:

Isaiah Stevens (26), at Tulsa, Dec. 21, 2019

Player score 30 points:

Prentiss Nixon (31), at Arkansas, Dec. 5, 2017

Player score 35 points:

Gian Clavell (37), at San Diego State, Jan. 28, 2017

Player score 40 points:

Marcus Walker (43), vs. Tennessee State, Nov. 17, 2007

Player grab 15 rebounds:

Nico Carvacho (16), at San Jose State, Jan. 11, 2020

Player grab 20 rebounds:

Nico Carvacho (20), vs. UNLV, March 9, 2019

Player record a double-double:

David Roddy (19p, 13r) vs. Wyoming, Jan. 4, 2020

Two players record a double-double:

Nico Carvacho (15p, 18r), David Roddy (17p, 11r), Isaiah Stevens (26p, 12a), at Tulsa, Dec. 21, 2019

A player record a triple-double:

Never

A player dish out 10 assists:

Isaiah Stevens (12), at Tulsa, Dec. 21, 2019

A player block five shots:

Never

A player collect five steals:

Isaiah Stevens (5), at Tulsa, Dec. 21, 2019

A player hit five+ three-point baskets:

Kris Martin (5-11), vs. Doane, Dec. 28, 2019

A player make 10 free throws:

Isaiah Stevens (10-12), at Tulsa, Dec. 21, 2019

Two players score 20 points in a game:

Isaiah Stevens (21) and David Roddy (21), at San Jose State, Jan. 11, 2020

Three players score 20 points in a game:

Colton Iverson (26), Wes Eikmeier (22) and Dorian Green (20) vs. New Mexico; Feb. 23, 2013

A player hit a last-second shot to win a game (last 20 seconds):

Adam Thistlewood, vs. South Dakota State (W, 72-68), Dec. 10, 2019

Two players grab 10 rebounds in a game:

Nico Carvach (18) and David Roddy (11), at Tulsa, Dec. 21, 2019

Three players grab 10 rebounds in a game:

Emmanuel Omogbo (11), Gian Clavell (10), Nico Carvacho (10) vs San Diego State, Feb. 25, 2017

Five players score in double figures:

Isaiah Stevens (26), Kendle Moore (23), David Roddy (17), Nico Carvacho (15), Adam Thistlewood (12), at Tulsa, Dec. 21, 2019

Six players score in double figures:

Kris Martin (19), Nico Carvacho (18), Adam Thistlewood (15), Kendle Moore (13), J.D. Paige (11) and Anthony Masinton-Bonner (10), at San Jose State, Feb. 20, 2019

Seven players score in double figures:

vs. Fort Lewis; 1991-92

A player play an entire game:

J.D. Paige (45), Kendle Moore (45), vs. Utah State, March 5, 2019

The Last Time CSU...

Scored 100 points or more:

Dec. 21, 2019 -- CSU 111, at Tulsa 104 (3ot)

Scored less than 50 points:

Dec. 13, 2019 -- Colorado 56, CSU 48

Scored less than 50 points and won:

Dec. 5, 2007 -- CSU 44, Denver 40

Allowed 100 points:

Dec. 21, 2019 -- CSU 111, at Tulsa 104 (3ot)

Held an opponent to less than 40 points:

Nov. 21, 1999 -- CSU 73, Seattle University 31

Held an opponent to less than 50 points:

Feb. 23, 2019 -- CSU 83, Wyoming 48

Had 50 rebounds:

Dec. 21, 2019 -- at Tulsa (55)

Had 25 assists:

Dec. 28, 2019 -- vs. Doane (26)

Had 10 steals:

Dec. 28, 2019 -- vs. Doane (11)

Held an opponent to less than 25% shooting:

Jan. 17, 2015, at San José State (20.8)

Shot better than 70% from the field:

Dec. 15, 2001, vs. Denver (.710)

Shot under 30% from the field:

Dec. 13, 2019, vs. Colorado (18-62, .290)

Shot better than 90% from the free throw line:

Jan. 8, 2019, vs. Air Force (9-10, .900)

Attempted 40 free throws:

Feb. 10, 2016, vs. Boise State (30-41, .732)

Made 10 3-Pointers:

Dec. 21, 2019 -- at Tulsa (14-37, .378)

Won an overtime game:

Dec. 21, 2019 -- CSU 111, at Tulsa 104 (3ot)

Lost an overtime game:

Nov. 26, 2019, vs. New Mexico State, L, 70-78 (ot)

Played a double-overtime game:

Dec. 21, 2019 -- CSU 111, at Tulsa 104 (3ot)

Played a triple-overtime game:

Dec. 21, 2019 -- CSU 111, at Tulsa 104 (3ot)

Defeated a Top 25 Team:

Jan. 19, 2013 -- CSU 66, #RV/23 UNLV 61

Had a 30-point win:

Dec. 1, 2019 -- CSU 92, Utah Valley 61

Had a 40-point win:

Nov. 15, 2012 -- CSU 93, Chadron State 50

Had a 50-point win:

Jan. 14, 2015 -- CSU 98, Nevada 42

Won Back-to-Back Road Games:

Feb. 20, 2019 at San Jose State (91-70); Feb. 27, 2019 at Boise State (76-62)

Had a Double-Figure Victory Over MW Team:

Jan. 11, 2020 - at San Jose State (W, 81-70)



Colorado State - TEAM GAME HIGHS

POINTS	111.....at Tulsa (12/21/19)
	92.....UTAH VALLEY (12/01/19)
	87.....DOANE (12/28/19)
	81.....at San Jose State (01/11/20)
	80.....OMAHA (11/13/19)
FIELD GOALS MADE	37.....at Tulsa (12/21/19)
	33.....UTAH VALLEY (12/01/19)
FIELD GOAL ATTEMPTS	72.....at Tulsa (12/21/19)
	63.....at Boise State (12/07/19)
FIELD GOAL PERCENTAGE	.589 (33-56).....UTAH VALLEY (12/01/19)
	.549 (28-51).....vs Washington State (11/27/19)
3 PT FIELD GOALS MADE	14.....at Tulsa (12/21/19)
	10.....vs Loyola Chicago (11/26/19)
	10.....OMAHA (11/13/19)
3 PT FG ATTEMPTS	37.....at Tulsa (12/21/19)
	30.....DOANE (12/28/19)
3 PT FG PERCENTAGE	.583 (7-12).....UTAH VALLEY (12/01/19)
	.500 (10-20).....vs Loyola Chicago (11/26/19)
FREE THROWS MADE	24.....at Loyola Marymount (11/16/19)
	23.....at Tulsa (12/21/19)
FREE THROW ATTEMPTS	32.....at Loyola Marymount (11/16/19)
	31.....at Tulsa (12/21/19)
FREE THROW PERCENTAGE	.808 (21-26).....DENVER (11/05/19)
	.750 (24-32).....at Loyola Marymount (11/16/19)
REBOUNDS	55.....at Tulsa (12/21/19)
	49.....at San Jose State (01/11/20)
ASSISTS	26.....DOANE (12/28/19)
	25.....at Tulsa (12/21/19)
STEALS	11.....DOANE (12/28/19)
	11.....at Tulsa (12/21/19)
	11.....COLORADO (12/13/19)
	11.....UTAH VALLEY (12/01/19)
BLOCKED SHOTS	6.....ARKANSAS STATE (11/20/19)
	4.....three times
TURNOVERS	21.....at Tulsa (12/21/19)
	20.....vs Washington State (11/27/19)
	20.....vs New Mexico State (11/25/19)
FOULS	19.....at Tulsa (12/21/19)
	18.....at Loyola Marymount (11/16/19)
	18.....DENVER (11/05/19)

Colorado State - TEAM GAME LOWS

POINTS	48.....COLORADO (12/13/19)
	55.....at Duke (11/08/19)
	57.....SAN DIEGO STATE (12/04/19)
	59.....at Nevada (01/01/20)
	61.....vs Loyola Chicago (11/26/19)
FIELD GOALS MADE	18.....at Duke (11/08/19)
	18.....COLORADO (12/13/19)
FIELD GOAL ATTEMPTS	48.....vs Loyola Chicago (11/26/19)
	49.....at Loyola Marymount (11/16/19)
	49.....vs New Mexico State (11/25/19)
FIELD GOAL PERCENTAGE	.290 (18-62).....COLORADO (12/13/19)
	.327 (18-55).....at Duke (11/08/19)
3 PT FIELD GOALS MADE	2.....COLORADO (12/13/19)
	4.....SAN DIEGO STATE (12/04/19)
3 PT FG ATTEMPTS	12.....UTAH VALLEY (12/01/19)
	15.....at Nevada (01/01/20)
3 PT FG PERCENTAGE	.091 (2-22).....COLORADO (12/13/19)
	.217 (5-23).....WYOMING (01/04/20)
FREE THROWS MADE	5.....vs Loyola Chicago (11/26/19)
	5.....at Boise State (12/07/19)
FREE THROW ATTEMPTS	10.....at Boise State (12/07/19)
	13.....vs Loyola Chicago (11/26/19)
FREE THROW PERCENTAGE	.385 (5-13).....vs Loyola Chicago (11/26/19)
	.500 (5-10).....at Boise State (12/07/19)
REBOUNDS	24.....vs Loyola Chicago (11/26/19)
	27.....SAN DIEGO STATE (12/04/19)
ASSISTS	5.....at Duke (11/08/19)
	9.....COLORADO (12/13/19)
STEALS	3.....at Boise State (12/07/19)
	3.....at Nevada (01/01/20)
BLOCKED SHOTS	0.....at Duke (11/08/19)
	0.....vs New Mexico State (11/25/19)
	0.....UTAH VALLEY (12/01/19)
	0.....at Boise State (12/07/19)
	0.....at Nevada (01/01/20)
	0.....at San Jose State (01/11/20)
TURNOVERS	8.....SAN DIEGO STATE (12/04/19)
	9.....OMAHA (11/13/19)
FOULS	6.....DOANE (12/28/19)
	11.....vs Loyola Chicago (11/26/19)

Opponent - GAME HIGHS

POINTS	104.....at Tulsa (12/21/19)
	89.....at Duke (11/08/19)
	80.....ARKANSAS STATE (11/20/19)
	79.....SAN DIEGO STATE (12/04/19)
	78.....vs New Mexico State (11/25/19)
FIELD GOALS MADE	37.....at Tulsa (12/21/19)
	37.....at Duke (11/08/19)
FIELD GOAL ATTEMPTS	84.....at Tulsa (12/21/19)
	69.....at Duke (11/08/19)
FIELD GOAL PERCENTAGE	.536 (37-69).....at Duke (11/08/19)
	.510 (26-51).....vs Loyola Chicago (11/26/19)
3 PT FIELD GOALS MADE	13.....ARKANSAS STATE (11/20/19)
	12.....at Tulsa (12/21/19)
3 PT FG ATTEMPTS	33.....UTAH VALLEY (12/01/19)
	31.....vs Washington State (11/27/19)
3 PT FG PERCENTAGE	.650 (13-20).....ARKANSAS STATE (11/20/19)
	.444 (8-18).....COLORADO (12/13/19)
FREE THROWS MADE	18.....at Tulsa (12/21/19)
	14.....COLORADO (12/13/19)
	14.....vs New Mexico State (11/25/19)
FREE THROW ATTEMPTS	25.....at Tulsa (12/21/19)
	20.....COLORADO (12/13/19)
FREE THROW PERCENTAGE	.917 (11-12).....at Boise State (12/07/19)
	.909 (10-11).....SAN DIEGO STATE (12/04/19)
REBOUNDS	44.....COLORADO (12/13/19)
	43.....at Duke (11/08/19)
ASSISTS	22.....at Tulsa (12/21/19)
	16.....at San Jose State (01/11/20)
	16.....SOUTH DAKOTA STATE (12/10/19)
STEALS	12.....at Duke (11/08/19)
	11.....WYOMING (01/04/20)
BLOCKED SHOTS	8.....at Nevada (01/01/20)
	6.....at Duke (11/08/19)
TURNOVERS	21.....COLORADO (12/13/19)
	20.....DOANE (12/28/19)
FOULS	26.....at Loyola Marymount (11/16/19)
	25.....ARKANSAS STATE (11/20/19)
	25.....DENVER (11/05/19)

Opponent - GAME LOWS

POINTS	56.....COLORADO (12/13/19)
	60.....vs Loyola Chicago (11/26/19)
	61.....UTAH VALLEY (12/01/19)
	61.....WYOMING (01/04/20)
	62.....DOANE (12/28/19)
FIELD GOALS MADE	17.....COLORADO (12/13/19)
	21.....WYOMING (01/04/20)
FIELD GOAL ATTEMPTS	45.....COLORADO (12/13/19)
	51.....vs Loyola Chicago (11/26/19)
FIELD GOAL PERCENTAGE	.353 (24-68).....at San Jose State (01/11/20)
	.354 (23-65).....OMAHA (11/13/19)
3 PT FIELD GOALS MADE	4.....at Duke (11/08/19)
	4.....at Loyola Marymount (11/16/19)
	4.....vs Loyola Chicago (11/26/19)
	14.....vs Loyola Chicago (11/26/19)
	18.....COLORADO (12/13/19)
3 PT FG PERCENTAGE	.182 (4-22).....at Duke (11/08/19)
FREE THROWS MADE	.200 (4-20).....at Loyola Marymount (11/16/19)
	4.....vs Loyola Chicago (11/26/19)
	6.....at Loyola Marymount (11/16/19)
	6.....vs Washington State (11/27/19)
FREE THROW ATTEMPTS	6.....vs Loyola Chicago (11/26/19)
	9.....three times
FREE THROW PERCENTAGE	.462 (6-13).....at Loyola Marymount (11/16/19)
	.500 (6-12).....vs Washington State (11/27/19)
REBOUNDS	24.....UTAH VALLEY (12/01/19)
	26.....WYOMING (01/04/20)
ASSISTS	6.....DOANE (12/28/19)
	9.....DENVER (11/05/19)
STEALS	2.....DENVER (11/05/19)
	2.....OMAHA (11/13/19)
	2.....SAN DIEGO STATE (12/04/19)
BLOCKED SHOTS	0.....at Boise State (12/07/19)
	0.....DOANE (12/28/19)
	0.....WYOMING (01/04/20)
TURNOVERS	7.....vs Washington State (11/27/19)
	7.....SAN DIEGO STATE (12/04/19)
FOULS	12.....vs Loyola Chicago (11/26/19)
	12.....at Boise State (12/07/19)

**GAME 19 - NEW MEXICO****Colorado State - INDIVIDUAL GAME HIGHS**

Points	26.....Isaiah Stevens at Tulsa (12/21/19)
	23.....Kendle Moore at Tulsa (12/21/19)
	21.....Isaiah Stevens at San Jose State (01/11/20)
	21.....David Roddy at San Jose State (01/11/20)
	21.....Isaiah Stevens at Loyola Marymount (11/16/19)
	21.....Nico Carvacho vs Omaha (11/13/19)
Field Goals Made	10.....Nico Carvacho vs Omaha (11/13/19)
	8.....Kendle Moore at Tulsa (12/21/19)
Field Goal Att.	20.....Nico Carvacho vs Omaha (11/13/19)
	18.....Isaiah Stevens at Tulsa (12/21/19)
FG Pct (min 5 made)	1.000 (7-7).....Nico Carvacho vs Doane (12/28/19)
	.875 (7-8).....Dischon Thomas vs Utah Valley (12/01/19)
3-Point FG Made	6.....Kendle Moore at Tulsa (12/21/19)
	5.....Kris Martin vs Doane (12/28/19)
	5.....Adam Thistlewood vs Washington State (11/27/19)
	5.....Adam Thistlewood vs Omaha (11/13/19)
3-Point FG Att.	11.....Kris Martin vs Doane (12/28/19)
	10.....Kendle Moore at Tulsa (12/21/19)
3-Pt FG Pct (min 2 made)	1.000 (2-2).....Kris Martin at San Jose State (01/11/20)
	1.000 (2-2).....P.J. Byrd vs Utah Valley (12/01/19)
	1.000 (2-2).....Isaiah Stevens vs Loyola Chicago (11/26/19)
Free Throws Made	10.....Isaiah Stevens at Tulsa (12/21/19)
	9.....Isaiah Stevens at Loyola Marymount (11/16/19)
	9.....Adam Thistlewood vs Denver (11/05/19)
Free Throw Att.	12.....David Roddy at San Jose State (01/11/20)
	12.....Isaiah Stevens at Tulsa (12/21/19)
	12.....Nico Carvacho vs San Diego State (12/04/19)
	12.....Nico Carvacho vs New Mexico State (11/25/19)
FT Pct (min 3 made)	1.000 (7-7).....Isaiah Stevens at San Jose State (01/11/20)
	1.000 (5-5).....David Roddy vs Wyoming (01/04/20)
	1.000 (4-4).....Dischon Thomas vs South Dakota State (12/10/19)
	1.000 (4-4).....Kendle Moore vs San Diego State (12/04/19)
	1.000 (4-4).....Dischon Thomas vs Utah Valley (12/01/19)
	1.000 (4-4).....Adam Thistlewood vs Omaha (11/13/19)
	1.000 (3-3).....Kris Martin vs Denver (11/05/19)
Rebounds	19.....Nico Carvacho vs Omaha (11/13/19)
	18.....Nico Carvacho at Tulsa (12/21/19)
Assists	12.....Isaiah Stevens at Tulsa (12/21/19)
	8.....Isaiah Stevens vs Arkansas State (11/20/19)
Steals	5.....Isaiah Stevens at Tulsa (12/21/19)
	3.....Isaiah Stevens vs Wyoming (01/04/20)
	3.....Kris Martin vs Wyoming (01/04/20)
	3.....Nico Carvacho vs Colorado (12/13/19)
	3.....Kris Martin vs South Dakota State (12/10/19)
	3.....Hyron Edwards vs South Dakota State (12/10/19)
	3.....Adam Thistlewood vs Utah Valley (12/01/19)
	3.....Adam Thistlewood vs Loyola Chicago (11/26/19)
	3.....Kendle Moore vs New Mexico State (11/25/19)
Blocked Shots	3.....David Roddy vs Wyoming (01/04/20)
	3.....Nico Carvacho vs Colorado (12/13/19)
	3.....David Roddy vs Arkansas State (11/20/19)
Turnovers	6.....Kris Martin vs Washington State (11/27/19)
	6.....Isaiah Stevens vs New Mexico State (11/25/19)
Fouls	5.....David Roddy vs Colorado (12/13/19)
	5.....David Roddy at Boise State (12/07/19)
	5.....David Roddy vs New Mexico State (11/25/19)
Minutes	47.....Nico Carvacho at Tulsa (12/21/19)
	47.....Isaiah Stevens at Tulsa (12/21/19)
	46.....Kendle Moore at Tulsa (12/21/19)
	38.....David Roddy at Tulsa (12/21/19)
	38.....Kris Martin vs New Mexico State (11/25/19)

Opponent - INDIVIDUAL GAME HIGHS

Points	28.....Jeriah Horne at Tulsa (12/21/19)
	27.....Justinian Jessup at Boise State (12/07/19)
	25.....Hunter Maldonado vs Wyoming (01/04/20)
	23.....Malachi Flynn vs San Diego State (12/04/19)
	22.....Tate Hall vs Loyola Chicago (11/26/19)
	22.....Caleb Fields vs Arkansas State (11/20/19)
Field Goals Made	10.....Jeriah Horne at Tulsa (12/21/19)
	9.....Justinian Jessup at Boise State (12/07/19)
Field Goal Att.	20.....Seneca Knight at San Jose State (01/11/20)
	20.....Derrick Alston at Boise State (12/07/19)
FG Pct (min 5 made)	1.000 (5-5).....Emmanuel Olojakpoke vs Utah Valley (12/01/19)
	1.000 (5-5).....Christian Willis vs Arkansas State (11/20/19)
	1.000 (5-5).....Vernon Carey at Duke (11/08/19)
3-Point FG Made	7.....Justinian Jessup at Boise State (12/07/19)
	5.....Jeriah Horne at Tulsa (12/21/19)
	5.....Casdon Jardine vs Utah Valley (12/01/19)
3-Point FG Att.	11.....Justinian Jessup at Boise State (12/07/19)
	11.....CJ Elleby vs Washington State (11/27/19)
3-Pt FG Pct (min 2 made)	1.000 (2-2).....Christian Anigwe at San Jose State (01/11/20)
	1.000 (2-2).....Christian Willis vs Arkansas State (11/20/19)
Free Throws Made	7.....Marquis Eaton vs Arkansas State (11/20/19)
	5.....Brae Ivey at San Jose State (01/11/20)
	5.....Hunter Maldonado vs Wyoming (01/04/20)
	5.....NisrÁ© Zouzoua at Nevada (01/01/20)
	5.....Anthony Laravie vs Doane (12/28/19)
	5.....Martins Igbanu at Tulsa (12/21/19)
	5.....Jamison Overton vs Utah Valley (12/01/19)
	5.....Caleb Fields vs Arkansas State (11/20/19)
	5.....David Nzekwesi vs Denver (11/05/19)
Free Throw Att.	8.....Tyler Bey vs Colorado (12/13/19)
	8.....Marquis Eaton vs Arkansas State (11/20/19)
FT Pct (min 3 made)	1.000 (5-5).....NisrÁ© Zouzoua at Nevada (01/01/20)
	1.000 (5-5).....Anthony Laravie vs Doane (12/28/19)
	1.000 (5-5).....Martins Igbanu at Tulsa (12/21/19)
	1.000 (5-5).....Caleb Fields vs Arkansas State (11/20/19)
	1.000 (4-4).....Lucas Siewert vs Colorado (12/13/19)
	1.000 (4-4).....Jabari Rice vs New Mexico State (11/25/19)
	1.000 (4-4).....Trevelin Queen vs New Mexico State (11/25/19)
	1.000 (3-3).....Derrick Alston at Boise State (12/07/19)
	1.000 (3-3).....Marlon Ruffin vs Omaha (11/13/19)
Rebounds	11.....Derrick Alston at Boise State (12/07/19)
	9.....Elijah Joiner at Tulsa (12/21/19)
	9.....D'Shawn Schwartz vs Colorado (12/13/19)
Assists	9.....Elijah Joiner at Tulsa (12/21/19)
	8.....Tre Jones at Duke (11/08/19)
Steals	4.....Jake Hendricks vs Wyoming (01/04/20)
	4.....Lucas Williamson vs Loyola Chicago (11/26/19)
Blocked Shots	2.....K.J. Hymes at Nevada (01/01/20)
	2.....Robby Robinson at Nevada (01/01/20)
	2.....Evan Battay vs Colorado (12/13/19)
	2.....Shane Gatling vs Colorado (12/13/19)
	2.....Noah Freidel vs South Dakota State (12/10/19)
	2.....Jonathan Dos Anjos at Loyola Marymount (11/16/19)
	2.....Wanjang Tut vs Omaha (11/13/19)
	2.....Vernon Carey at Duke (11/08/19)
	2.....David Nzekwesi vs Denver (11/05/19)
Turnovers	9.....Hunter Maldonado vs Wyoming (01/04/20)
	6.....Derrick Alston at Boise State (12/07/19)
	6.....Trevelin Queen vs New Mexico State (11/25/19)
Fouls	5.....Christian Anigwe at San Jose State (01/11/20)
	5.....Sam Japhet-Mathias at San Jose State (01/11/20)
	5.....Kenny Foster vs Wyoming (01/04/20)
	5.....Brandon Rachal at Tulsa (12/21/19)
	5.....Jeriah Horne at Tulsa (12/21/19)
	5.....Darien Jackson at Tulsa (12/21/19)
	5.....Trey Woodbury vs Utah Valley (12/01/19)
	5.....Johnny McCants vs New Mexico State (11/25/19)
	5.....Canberk Kus vs Arkansas State (11/20/19)
	5.....Malik Brevard vs Arkansas State (11/20/19)
	5.....J.J. Matthews vs Arkansas State (11/20/19)
	5.....Vernon Carey at Duke (11/08/19)

Colorado State Team Game-by-Game Comparison

Opponent	1st	2nd	Score	Mar	Total FG	FG Pct	3-Pointers	3FG Pct	Free Throws	FT Pct	Rebounds	Mar	Assist	TOver	Block	Steal	Fouls
DENVER	34/26	40/37	74-63	+11	23-50/24-58	.460/.414	7-23/7-21	.304/.333	21-26/8-15	.808/.533	35/30	+5	12/9	14/14	1/3	4/2	18/25
at Duke	26/42	29/47	55-89	(34)	18-55/37-69	.327/.536	5-21/4-22	.238/.182	14-22/11-18	.636/.611	34/43	(9)	5/14	18/9	0/6	5/12	17/19
OMAHA	35/33	45/32	80-65	+15	29-61/23-65	.475/.354	10-22/11-27	.455/.407	12-19/8-9	.632/.889	43/37	+6	18/12	9/11	4/3	4/2	15/22
at Loyola Marymount	28/35	46/29	74-64	+10	21-49/27-56	.429/.482	8-24/4-20	.333/.200	24-32/6-13	.750/.462	32/29	+3	14/15	14/18	1/3	7/6	18/26
ARKANSAS STATE	39/33	39/47	78-80	(2)	28-57/27-54	.491/.500	5-19/13-20	.263/.650	17-24/13-19	.708/.684	29/29	-	21/14	10/10	6/3	4/7	16/25
vs. New Mexico State	29/34	31/26	70-78	(8)	24-49/28-61	.490/.459	7-16/8-27	.438/.296	15-23/14-16	.652/.875	28/32	(4)	13/13	20/16	0/1	9/6	16/19
vs. Loyola Chicago	34/37	27/23	61-60	+1	23-48/26-51	.479/.510	10-20/4-14	.500/.286	5-13/4-6	.385/.667	24/31	(7)	10/12	13/14	2/2	8/9	11/12
vs. Washington State	30/31	49/38	79-69	+10	28-51/27-68	.549/.397	8-20/9-31	.400/.290	15-23/6-12	.652/.500	44/28	+16	12/11	20/7	2/1	4/6	16/19
UTAH VALLEY	42/16	50/45	92-61	+31	33-56/22-57	.589/.386	7-12/8-33	.583/.242	19-26/9-10	.731/.900	37/24	+13	21/14	13/18	0/3	11/5	15/16
SAN DIEGO STATE*	32/38	25/41	57-79	(22)	20-52/30-61	.385/.492	4-18/9-26	.222/.346	13-20/10-11	.650/.909	27/40	(13)	14/15	8/7	2/1	4/2	16/15
at Boise State*	33/32	31/43	64-75	(11)	26-63/27-62	.413/.435	7-25/10-28	.280/.357	5-10/11-12	.500/.917	37/39	(2)	14/13	11/10	0/0	3/5	17/12
SOUTH DAKOTA ST.	31/30	41/38	72-68	+4	27-52/26-60	.519/.433	7-19/7-23	.368/.304	11-21/9-15	.524/.600	28/38	(10)	15/16	11/13	3/2	8/6	13/18
COLORADO	12/27	36/29	48-56	(8)	18-62/17-45	.290/.378	2-22/8-18	.091/.444	10-14/14-20	.714/.700	32/44	(12)	9/13	12/21	4/4	11/5	17/16
at Tulsa	31/27	49/53	111-104	+7	37-72/37-84	.514/.440	14-37/12-29	.378/.414	23-31/18-25	.742/.720	55/36	+19	25/22	21/13	1/2	11/8	19/24
DOANE	40/34	47/28	87-62	+25	32-59/24-53	.542/.453	9-30/7-24	.300/.292	14-21/7-9	.667/.778	32/28	+4	26/6	10/20	2/0	11/5	6/17
at Nevada*	25/39	36/28	61-67	(6)	21-57/25-60	.368/.417	5-15/9-26	.333/.346	12-17/8-9	.706/.889	38/36	+2	13/15	16/14	0/8	3/5	12/19
WYOMING*	32/19	40/42	72-61	+11	26-51/21-55	.510/.382	5-23/10-26	.217/.385	15-25/9-12	.600/.750	42/26	+16	15/10	17/14	4/0	8/11	16/22
at San Jose State*	36/29	45/41	81-70	+11	27-59/24-68	.458/.353	8-23/10-30	.348/.333	19-30/12-16	.633/.750	49/35	+14	20/16	13/10	0/4	8/6	17/22

NEW MEXICO*

at Air Force*

FRESNO STATE*

at Utah State*

NEVADA*

UNLV*

at Fresno State*

UTAH STATE*

at Wyoming*

at UNLV*

SAN JOSE STATE*

at San Diego State*

AIR FORCE*

MW Tournament

Note: Game Totals Are Displayed In The Format Team/Opponent For Each Category

Colorado State Men's Basketball Records - Individual CSU Career History - 2019-20 Returners Only (as of Jan. 13, 2020)

CARVACHO, Nico		Total			3-Point			F-Throw			Rebounds														
Year	GP	GS	Min	Avg	FG	FGA	Pct	FG	FGA	Pct	FT	FTA	Pct	Off	Def	Tot	Avg	PF	FO	Ast	TO	Blk	Stl	Pts	Avg
2016-17	36	33	789	21.9	72	134	.537	1	3	.333	50	84	.595	85	120	205	5.7	99	3	44	42	18	15	195	5.4
2017-18	32	32	919	28.7	107	211	.507	6	16	.375	73	120	.608	125	206	331	10.3	107	6	71	64	22	23	293	9.2
2018-19	32	32	1010	31.6	216	365	.592	0	2	.000	82	167	.491	125	289	414	12.9	88	3	67	68	21	19	514	16.1
2019-20	18	18	534	29.7	88	161	.547	0	0	.000	50	110	.455	51	142	193	10.7	47	0	34	57	10	17	226	12.6
TOTAL	118	115	3252	27.6	483	871.555	.555	7	21	.333	255	481	.530	386	757	1143	9.7	341	12	216	231	71	74	1228	10.4

EDWARDS, Hyron		Total			3-Point			F-Throw			Rebounds														
Year	GP	GS	Min	Avg	FG	FGA	Pct	FG	FGA	Pct	FT	FTA	Pct	Off	Def	Tot	Avg	PF	FO	Ast	TO	Blk	Stl	Pts	Avg
2018-19	20	1	421	21.1	42	123	.341	12	41	.293	40	49	.816	7	48	55	2.8	35	1	49	36	2	27	136	6.8
2019-20	18	0	338	18.8	28	68	.412	3	18	.167	13	14	.929	1	24	25	1.4	23	0	36	21	0	21	72	4.0
TOTAL	38	1	759	20.0	70	191.366	.254	15	59	.254	53	63	.841	8	72	80	2.1	58	1	85	57	2	48	208	5.5

MARTIN, Kris		Total			3-Point			F-Throw			Rebounds														
Year	GP	GS	Min	Avg	FG	FGA	Pct	FG	FGA	Pct	FT	FTA	Pct	Off	Def	Tot	Avg	PF	FO	Ast	TO	Blk	Stl	Pts	Avg
2018-19	27	16	796	29.5	88	214	.411	36	109	.330	37	61	.607	14	84	98	3.6	57	2	69	52	13	18	249	9.2
2019-20	18	16	460	25.6	54	148	.365	22	76	.289	13	20	.650	8	60	68	3.8	30	0	30	30	6	15	143	7.9
TOTAL	45	32	1256	27.9	142	362.392	.392	58	185	.314	50	81	.617	22	144	166	3.7	87	2	99	82	19	33	392	8.7

MOORE, Kendle		Total			3-Point			F-Throw			Rebounds														
Year	GP	GS	Min	Avg	FG	FGA	Pct	FG	FGA	Pct	FT	FTA	Pct	Off	Def	Tot	Avg	PF	FO	Ast	TO	Blk	Stl	Pts	Avg
2018-19	32	31	934	29.2	98	205	.478	34	106	.321	45	57	.789	5	73	78	2.4	87	0	86	53	3	42	275	8.6
2019-20	18	18	554	30.8	47	107	.439	27	69	.391	25	36	.694	6	28	34	1.9	31	0	39	26	0	21	146	8.1
TOTAL	50	49	1488	29.8	145	312.465	.465	61	175	.349	70	93	.753	11	101	112	2.2	118	0	125	79	3	63	421	8.4

THISTLEWOOD, Adam		Total			3-Point			F-Throw			Rebounds														
Year	GP	GS	Min	Avg	FG	FGA	Pct	FG	FGA	Pct	FT	FTA	Pct	Off	Def	Tot	Avg	PF	FO	Ast	TO	Blk	Stl	Pts	Avg
2018-19	32	25	938	29.3	90	202	.446	53	137	.387	42	53	.792	25	67	92	2.9	74	0	31	29	9	18	275	8.6
2019-20	15	15	418	27.9	44	97	.454	27	65	.415	29	40	.725	12	44	56	3.7	36	0	11	14	0	10	144	9.6
TOTAL	47	40	1356	28.9	134	299.448	.448	80	202	.396	71	93	.763	37	111	148	3.1	110	0	42	43	9	28	419	8.9



Last Time Out - Colorado State at San Jose State -- 1/11/20

Official Basketball Box Score -- Game Totals -- Final Statistics
Colorado State vs San Jose State
01/11/20 1:00 pm at San Jose, Calif. (The Events Center)

VISITORS: Colorado State 11-7, 2-3 MW

##	Player		tot-fg		3-pt		rebounds			pf	tp	a	to	blk	s	min		
			fg	fga	fg	fga	ft	fta	of								de	tot
21	David Roddy	f	7	15	0	2	7	12	5	2	7	4	21	1	1	0	1	29
31	Adam Thistlewood	f	2	7	0	3	2	3	1	1	2	3	6	1	0	0	0	26
32	Nico Carvacho	c	3	6	0	0	0	4	4	12	16	4	6	1	5	0	2	28
04	Isaiah Stevens	g	6	10	2	5	7	7	0	2	2	0	21	7	2	0	1	34
12	Kendle Moore	g	2	7	1	4	3	4	0	5	5	1	8	4	0	0	2	31
00	Hyron Edwards		0	4	0	2	0	0	0	1	1	2	0	2	0	0	1	18
01	Kris Martin		2	3	2	2	0	0	0	2	2	1	6	3	3	0	0	13
11	Dischon Thomas		2	3	0	1	0	0	0	2	2	2	4	0	2	0	0	9
23	John Tonje		3	4	3	4	0	0	0	4	4	0	9	1	0	0	1	12
TEAM									3	5	8							
Totals.....			27	59	8	23	19	30	13	36	49	17	81	20	13	0	8	200

TOTAL FG% 1st Half: 14-32 43.8% 2nd Half: 13-27 48.1% Game: 45.8% DEADBALL
 3-Pt. FG% 1st Half: 5-14 35.7% 2nd Half: 3-9 33.3% Game: 34.8% REBOUNDS
 F Throw % 1st Half: 3-7 42.9% 2nd Half: 16-23 69.6% Game: 63.3% 5,1

HOME TEAM: San Jose State 6-12, 2-4 MW

##	Player		tot-fg		3-pt		rebounds			pf	tp	a	to	blk	s	min		
			fg	fga	fg	fga	ft	fta	of								de	tot
11	Christian Anigwe	f	4	8	2	2	2	3	3	4	7	5	12	0	1	1	1	24
35	Ralph Agee	f	4	8	1	3	0	0	2	5	7	3	9	0	0	1	0	20
02	Brae Ivey	g	3	13	2	9	5	6	0	6	6	1	13	7	3	1	3	36
10	Omari Moore	g	0	2	0	0	0	0	0	0	0	0	0	1	1	0	0	17
13	Seneca Knight	g	7	20	3	6	4	5	1	7	8	1	21	2	1	1	1	38
04	Zach Chappell		0	2	0	0	0	0	0	0	0	0	0	1	0	1	8	
12	Eduardo Lane		2	2	0	0	1	2	1	1	2	4	5	3	1	0	0	16
14	Sam Japhet-Mathias		1	4	0	3	0	0	0	0	0	5	2	0	1	0	0	13
21	Kaison Hammonds		0	0	0	0	0	0	0	0	0	0	0	0	0	0	0	4
22	Richard Washington		1	4	1	4	0	0	0	1	1	1	3	1	0	0	0	9
44	Trey Smith		2	5	1	3	0	0	1	0	1	2	5	2	0	0	0	15
TEAM									2	1	3							
Totals.....			24	68	10	30	12	16	10	25	35	22	70	16	10	4	6	200

TOTAL FG% 1st Half: 11-32 34.4% 2nd Half: 13-36 36.1% Game: 35.3% DEADBALL
 3-Pt. FG% 1st Half: 5-17 29.4% 2nd Half: 5-13 38.5% Game: 33.3% REBOUNDS
 F Throw % 1st Half: 2-3 66.7% 2nd Half: 10-13 76.9% Game: 75.0% 1

Officials: Chad Shepherd, Scott Brown, Winston Smith
 Technical fouls: Colorado State-None. San Jose State-None.
 Attendance: 1363

Score by Periods	1st	2nd	Total
Colorado State	36	45	81
San Jose State	29	41	70

Points in the paint-CSU 30,SJSU 24. Points off turnovers-CSU 10,SJSU 12.
 2nd chance points-CSU 10,SJSU 5. Fast break points-CSU 16,SJSU 13.
 Bench points-CSU 19,SJSU 15. Score tied-3 times. Lead changed-8 times.

Last FG-CSU 2nd-01:42, SJSU 2nd-00:29.
 Largest lead-CSU by 13 2nd-00:37, SJSU by 3 1st-18:12.
 CSU led for 32:48. SJSU led for 04:33. Game was tied for 02:39.

Last Year's Meetings - Colorado State at New Mexico -- 3/2/19

Official Basketball Box Score -- Game Totals -- Final Statistics
 Colorado State vs New Mexico
 3/2/19 8:00 pm at Albuquerque, N.M. (Dreamstyle Arena)

VISITORS: Colorado State 12-17, 7-9 MW

##	Player		tot-fg		3-pt		rebounds			pf	tp	a	to	blk	s	min		
			fg	fga	fg	fga	ft	fta	of								de	tot
31	THISTLEWOOD,Adam	f	4	6	2	4	4	4	0	1	1	4	14	0	1	0	1	30
32	CARVACHO,Nico	c	9	19	0	0	4	8	3	10	13	4	22	2	3	0	1	39
03	MOORE,Kendle	g	3	7	1	3	0	1	0	2	2	4	7	1	2	0	0	37
22	PAIGE,J.D.	g	6	14	1	5	1	1	0	0	0	2	14	3	0	0	3	38
30	MARTIN,Kris	g	1	4	0	2	2	3	1	0	1	2	4	2	3	0	1	38
14	BERWICK,Robbie		2	4	0	1	0	0	0	2	2	5	4	1	0	0	1	17
21	RYAN,Logan		0	0	0	0	0	0	0	0	0	1	0	0	0	0	0	1
TEAM										7	7					1		
Totals.....			25	54	4	15	11	17	4	22	26	22	65	9	10	0	7	200

TOTAL FG% 1st Half: 12-26 46.2% 2nd Half: 13-28 46.4% Game: 46.3% DEADBALL
 3-Pt. FG% 1st Half: 2-7 28.6% 2nd Half: 2-8 25.0% Game: 26.7% REBOUNDS
 F Throw % 1st Half: 1-3 33.3% 2nd Half: 10-14 71.4% Game: 64.7% 1

HOME TEAM: New Mexico 12-16, 6-10 MW

##	Player		tot-fg		3-pt		rebounds			pf	tp	a	to	blk	s	min		
			fg	fga	fg	fga	ft	fta	of								de	tot
35	BRAGG, Carlton	f	4	7	0	0	1	5	4	10	14	4	9	0	3	1	3	24
02	JACKSON, Vance	g	5	10	1	2	1	2	2	3	5	0	12	4	1	0	0	31
03	McGEE, Keith	g	2	5	2	4	4	4	0	1	1	2	10	3	1	0	0	23
10	MALUACH, Makuach	g	8	14	1	3	6	7	5	5	10	3	23	0	3	0	1	33
32	MATHIS, Anthony	g	4	9	2	6	6	6	1	0	1	2	16	4	1	0	0	33
01	MANIGAULT, Corey		3	7	0	0	0	3	4	7	11	4	6	1	3	0	0	16
14	KUIPER, Dane		0	2	0	2	0	1	0	1	1	2	0	1	1	1	1	23
22	DRINNON, Drue		0	2	0	1	1	2	0	0	0	1	1	2	1	0	0	14
33	ARROYO, Jordan		0	0	0	0	0	0	0	0	0	1	0	0	0	0	0	3
TEAM									1	3	4							
Totals.....			26	56	6	18	19	30	17	30	47	19	77	15	14	2	5	200

TOTAL FG% 1st Half: 13-30 43.3% 2nd Half: 13-26 50.0% Game: 46.4% DEADBALL
 3-Pt. FG% 1st Half: 3-9 33.3% 2nd Half: 3-9 33.3% Game: 33.3% REBOUNDS
 F Throw % 1st Half: 6-10 60.0% 2nd Half: 13-20 65.0% Game: 63.3% 2

 Officials: Brent Meaux,Jim Schipper,Michael Irving
 Technical fouls: Colorado State-None. New Mexico-None.
 Attendance: 11207

Score by Periods	1st	2nd	Total
Colorado State	27	38	65
New Mexico	35	42	77

Points in the paint-CSU 42,NM 36. Points off turnovers-CSU 17,NM 13.
 2nd chance points-CSU 6,NM 14. Fast break points-CSU 17,NM 8.
 Bench points-CSU 4,NM 7. Score tied-3 times. Lead changed-0 times.

Last FG-CSU 2nd-00:42, NM 2nd-02:45.
 Largest lead-CSU None, NM by 19 2nd-07:31.
 CSU led for 00:00. NM led for 36:56. Game was tied for 03:04.



Last Year's Meetings - Colorado State vs. New Mexico -- 1/12/19

Official Basketball Box Score -- Game Totals -- Final Statistics

New Mexico vs Colorado State

1/12/19 2:05 pm at Fort Collins, Colo. (Moby Arena)

VISITORS: New Mexico 8-8, 2-2 MW

##	Player	fg	tot-fg		3-pt		ft	fta	rebounds			pf	tp	a	to	blk	s	min															
			fga	fg	fga	ft			of	de	tot																						
35	BRAGG, Carlton	f	2	4	0	0	1	3	0	6	6	3	5	0	0	1	0	25															
02	JACKSON, Vance	g	6	12	3	7	3	5	3	9	12	3	18	4	2	0	0	30															
10	MALUACH, Makuach	g	4	9	3	7	1	2	0	2	2	2	12	0	3	0	0	25															
14	KUIPER, Dane	g	4	8	2	6	0	0	1	1	2	2	10	1	2	0	2	26															
32	MATHIS, Anthony	g	5	8	4	6	2	2	1	2	3	4	16	1	3	1	0	32															
01	MANIGAULT, Corey		1	2	0	0	0	0	0	0	0	1	2	1	1	0	0	10															
03	McGEE, Keith		3	7	0	2	2	2	0	2	2	4	8	5	4	0	1	24															
04	PERCY, Tavian		0	0	0	0	0	0	0	0	0	0	0	0	0	0	0	0+															
15	PINCHUK, Vladimir		0	0	0	0	1	2	1	0	1	1	1	0	0	0	0	5															
22	DRINNON, Drue		0	3	0	1	0	1	0	0	0	2	0	1	1	0	0	10															
25	EZZEDDINE, Karim		1	2	0	0	2	2	1	1	2	2	4	1	0	1	0	13															
TEAM																																	1
Totals.....			26	55	12	29	12	19	7	23	30	24	76	14	17	3	3	200															

TOTAL FG% 1st Half: 14-26 53.8% 2nd Half: 12-29 41.4% Game: 47.3% DEADBALL
 3-Pt. FG% 1st Half: 5-13 38.5% 2nd Half: 7-16 43.8% Game: 41.4% REBOUNDS
 F Throw % 1st Half: 5-8 62.5% 2nd Half: 7-11 63.6% Game: 63.2% 2

HOME TEAM: Colorado State 7-10, 2-2 MW

##	Player	fg	tot-fg		3-pt		ft	fta	rebounds			pf	tp	a	to	blk	s	min															
			fga	fg	fga	ft			of	de	tot																						
31	THISTLEWOOD,Adam	f	5	8	4	7	2	2	0	3	3	4	16	0	0	0	1	29															
32	CARVACHO,Nico	c	7	12	0	0	2	3	1	7	8	4	16	0	0	0	2	19															
03	MOORE,Kendle	g	2	6	0	2	4	5	0	3	3	3	8	9	2	0	2	33															
22	PAIGE,J.D.	g	4	9	1	2	5	6	0	3	3	2	14	6	0	0	1	36															
30	MARTIN,Kris	g	2	7	0	2	1	1	0	7	7	1	5	7	1	2	0	31															
00	EDWARDS,Hyron		8	11	2	2	2	2	1	2	3	2	20	3	4	1	1	28															
01	TYSON,Zo		0	0	0	0	0	0	0	0	0	1	0	0	0	0	0	1															
02	BANNEC,Sam		0	0	0	0	0	0	0	0	0	0	0	0	0	0	0	1															
14	BERWICK,Robbie		0	0	0	0	0	2	0	0	0	0	0	0	0	0	0	1															
21	RYAN,Logan		4	4	0	0	4	4	2	1	3	4	12	1	1	1	0	20															
33	SCHOEMANN,Jack		0	0	0	0	0	0	0	0	0	0	0	0	1	0	0	1															
TEAM																																	1
Totals.....			32	57	7	15	20	25	4	27	31	21	91	26	9	4	7	200															

TOTAL FG% 1st Half: 21-34 61.8% 2nd Half: 11-23 47.8% Game: 56.1% DEADBALL
 3-Pt. FG% 1st Half: 3-7 42.9% 2nd Half: 4-8 50.0% Game: 46.7% REBOUNDS
 F Throw % 1st Half: 3-4 75.0% 2nd Half: 17-21 81.0% Game: 80.0% 3

Officials: Shawn Lehigh, Deldre Carr, Brent Dugas
 Technical fouls: New Mexico-None. Colorado State-None.
 Attendance: 3057

Score by Periods	1st	2nd	Total
New Mexico	38	38	76
Colorado State	48	43	91

Points in the paint-NM 22,CSU 44. Points off turnovers-NM 11,CSU 24.
 2nd chance points-NM 6,CSU 9. Fast break points-NM 10,CSU 17.
 Bench points-NM 15,CSU 32. Score tied-0 times. Lead changed-1 time.

Last FG-NM 2nd-00:49, CSU 2nd-01:38.
 Largest lead-NM by 1 1st-19:49, CSU by 25 2nd-01:38.
 NM led for 01:08. CSU led for 38:41. Game was tied for 00:11.

NEW MEXICO - 47-78

Conference: 46-71 (Home: 34-26 / Away: 12-50 / Neutral: 1-2)

Date	Loc.	W/L	Score	Att.	Date	Loc.	W/L	Score	Att.	Date	Loc.	W/L	Score	Att.
# 12/20/1940	Neutral	W	53-39		* 2/4/1978	Home (#10)	L	82-91	11642	* 1/10/2000	Home	L	70-71	4609
* 1/5/1952	Away	L	63-64		* 3/2/1978	Away (#8)	L	88-111	18101	* 3/2/2000	Away	L	68-76	17497
* 1/12/1952	Home	W	85-60		* 1/18/1979	Away	L	76-94	14878	* 1/27/2001	Away	L-ot	71-72	17229
* 1/3/1953	Home	W	85-66		* 2/17/1979	Home	L	69-77	5245	* 2/24/2001	Home	L	51-54	4358
* 1/16/1953	Away	L	56-72		* 1/12/1980	Home	W	82-68		@ 3/8/2001	Neutral	L	65-76	7428
* 1/2/1954	Home	W	77-51		* 2/7/1980	Away	L-ot	79-80		* 1/28/2002	Home	L	64-70	3718
* 1/16/1954	Away	W	67-60		* 1/9/1981	Home	L	75-80	3341	* 2/23/2002	Away	L	60-72	16832
* 1/14/1955	Home	W	81-59		* 2/14/1981	Away	L	51-68	16323	* 1/13/2003	Home	W	74-58	5389
* 2/19/1955	Away	L	65-70		* 1/29/1982	Away	L	58-67	15752	* 2/17/2003	Away	L	72-82	14520
* 1/6/1956	Home	W	67-52		* 2/13/1982	Home	L	62-64	5399	* 2/7/2004	Away	L	51-63	16101
* 2/24/1956	Away	W-ot	75-67		* 1/13/1983	Away	L	58-68	15831	* 3/6/2004	Home	W	76-66	4107
* 1/5/1957	Away	L	62-70		* 2/12/1983	Home	W	85-70	4350	* 2/5/2005	Home	L	47-55	4434
* 2/23/1957	Home	W	78-54		* 1/21/1984	Home	L	47-55	5064	* 3/5/2005	Away	L	61-72	18018
* 1/11/1958	Home	W	77-58		* 2/18/1984	Away	L	50-61	17950	* 1/7/2006	Away	L	75-83	16201
* 1/25/1958	Away	W	48-41		* 1/28/1985	Away	L	42-44	16584	* 2/8/2006	Home	L	78-80	3011
* 1/24/1959	Away	W	67-56		* 2/2/1985	Home	W	61-52	6458	* 1/6/2007	Away	W	88-79	12788
* 2/13/1959	Home	W	74-55		^ 3/6/1985	Away	L	56-62	12272	* 2/3/2007	Home	L	66-70	5796
* 1/9/1960	Home	W	88-67		* 1/11/1986	Home	W	65-58	5071	* 2/5/2008	Away	L	51-91	12422
* 1/23/1960	Away	W	77-63		* 1/24/1986	Away	L	51-64	17607	* 3/8/2008	Home	L	52-71	3318
* 1/21/1961	Away	W	60-53		* 1/24/1987	Away	L	54-75	16161	* 1/28/2009	Away	L	50-68	13157
* 2/10/1961	Home	W	90-61		* 2/21/1987	Home	L	61-62	4712	* 2/28/2009	Home	L-2ot	79-81	3023
* 1/5/1962	Home	W	67-41		^ 3/5/1987	Away	L	77-92	12781	* 1/23/2010	Away	L	64-82	13707
* 1/20/1962	Away	W	74-58		* 2/1/1988	Away	L	51-60	15700	* 2/23/2010	Home	L	66-72	4303
12/20/1962	Away	L	46-56		* 2/18/1988	Home	W	61-60	5008	* 1/12/2011	Away	L	61-68	14303
12/6/1963	Home	L	53-55		* 1/12/1989	Home	W	64-62	8667	* 2/12/2011	Home	W	68-62	6425
% 12/30/1966	Away	L	49-64		* 1/26/1989	Away	L-ot	62-65	17970	@ 3/10/2011	Neutral	L	61-67	14697
* 1/10/1970	Home	W	79-62		* 1/6/1990	Away	L	61-63	17699	* 1/25/2012	Away	L	52-85	14089
* 2/12/1970	Away	W	64-57		* 2/8/1990	Home	W	75-71	8671	* 2/21/2012	Home	W	71-63	4444
* 1/30/1971	Home	W	79-71	6965	* 1/3/1991	Away	L	46-54	17811	* 1/23/2013	Away	L	61-66	15411
* 2/25/1971	Away	W	68-67	12942	* 2/7/1991	Home	W	66-61	7114	* 2/23/2013	Home	L	82-91	8745
* 1/7/1972	Home	W	93-65		* 2/8/1992	Away	L	47-61	16022	* 1/4/2014	Away	L	73-80	15411
* 2/12/1972	Away	L-ot	75-77		* 2/27/1992	Home	L	56-60	7122	* 1/25/2014	Home	L	66-68	5592
* 1/27/1973	Home (#19)	W	76-67		* 1/21/1993	Away	W-ot	67-65	15307	* 1/3/2015	Away	L	53-66	15225
* 2/22/1973	Away (#15)	L	72-93		* 2/11/1993	Home	W	67-50	6283	* 2/10/2015	Home	W	70-59	5812
* 1/26/1974	Away	L	49-54	14692	* 1/20/1994	Home	W	72-70	7569	* 2/23/2016	Home	W	86-69	3148
* 2/22/1974	Home	L	65-67	7250	* 2/12/1994	Away	L	59-82	17964	* 1/14/2017	Home	L	71-84	3418
* 1/11/1975	Away	L	70-85	14807	* 1/12/1995	Away	L	68-71	16302	* 2/21/2017	Away	W	68-56	12078
* 2/14/1975	Home	W	58-53	5948	* 2/16/1995	Home	L	74-91	5727	* 1/27/2018	Away	L	65-80	12438
* 1/9/1976	Home	L	71-80	7120	* 1/15/1996	Home	L	65-67	7339	* 2/28/2018	Home	L	87-108	2917
* 2/14/1976	Away	L	75-84	15741	* 2/19/1996	Away	L	66-78	15897	* 1/12/2019	Home	W	91-76	3057
* 2/3/1977	Away	L	64-73	15694	* 1/12/1998	Home	L	64-78	6277	* 3/2/2019	Away	L	65-77	11207
* 3/5/1977	Home	W	78-64	6185	* 2/7/1998	Away	L	62-77	17914					

Basketball Clinic Tournament (Denver, Colo.)
 % Lobo Invitational Tournament (Albuquerque, N.M.)
 ^ WAC Tournament (Albuquerque, N.M.)
 @ MW Tournament (Thomas & Mack Center - Las Vegas, Nev.)

	CSU	Opp
Most Points Win:	93	111
Most Points Loss:	88	79
Fewest Points Win:	48	44
Fewest Points Loss:	42	39
Margin of Victory:	29	23
Winning Streak:	11	14
	(1957-62)	(1994-02)

CAREER STATISTICS VS. NEW MEXICO

#	Player	TOTAL					3-PTS			REBOUNDS																
		GP	GS	Min	Avg	FG	FGA	Pct	3FG	FGA	Pct	FT	FTA	Pct	Off	Def	Tot	Avg	PF	FO	A	TO	Blk	Stl	Pts	Avg
00	EDWARDS,Hyron	1	0	28	28.0	8	11	.727	2	2	1.000	2	2	1.000	1	2	3	3.0	2	0	3	4	1	1	20	20.0
31	THISTLEWOOD,Adam	2	2	59	29.5	9	14	.643	6	11	.545	6	6	1.000	0	4	4	2.0	8	0	0	1	0	2	30	15.0
32	CARVACHO, Nico	6	6	163	27.2	26	52	.500	0	1	.000	14	23	.609	29	30	59	9.8	23	1	13	12	1	5	66	11.0
03	MOORE,Kendle	2	2	70	35.0	5	13	.385	1	5	.200	4	6	.667	0	5	5	2.5	7	0	10	4	0	2	15	7.5
30	MARTIN,Kris	2	2	69	34.5	3	11	.273	0	4	.000	3	4	.750	1	7	8	4.0	3	0	9	4	2	1	9	4.5



THIS YEAR'S BOX SCORES - GAME 1-6

Game 1 - Colorado State 74, Denver 63

Nov. 5, 2019 - Fort Collins, Colo. (Moby Arena)

Box score for Game 1: Colorado State vs Denver. Includes player stats for Denver (0-1) and totals for both teams.

Summary statistics for Game 1: TOTAL FG%, 3-Pt. FG%, F Throw % for both teams.

Box score for Game 1: Colorado State (1-0). Includes player stats and totals for Colorado State.

Summary statistics for Game 1: TOTAL FG%, 3-Pt. FG%, F Throw % for Colorado State.

Officials: Brad Ferrie, Casey McClellan, Bill Vinovich. Technical fouls: Denver-None, Colorado State-None.

Score by Periods table for Game 1.

Points in the paint-DENVER 24, CSU 30. Points off turnovers-DENVER 18, CSU 14. 2nd chance points-DENVER 10, CSU 9.

Fastest lead-DENVER None, CSU by 15 05:05. DENVER led for 00:00. CSU led for 38:20. Game was tied for 01:40.

Game 2 - Duke 89, Colorado State 55

Nov. 8, 2019 - Durham, N.C. (Cameron Indoor Stadium)

Box score for Game 2: Colorado State (1-1) vs Duke (2-0). Includes player stats and totals.

Summary statistics for Game 2: TOTAL FG%, 3-Pt. FG%, F Throw % for both teams.

Box score for Game 2: #4 Duke (2-0). Includes player stats and totals for Duke.

Summary statistics for Game 2: TOTAL FG%, 3-Pt. FG%, F Throw % for Duke.

Officials: Bert Smith, Jamie Luckie, Mike Eades. Technical fouls: Colorado State-None, Duke-None.

Score by Periods table for Game 2.

Points in the paint-CSU 22, DUKE 56. Points off turnovers-CSU 15, DUKE 26. 2nd chance points-CSU 9, DUKE 16.

Fastest lead-CSU None, DUKE by 39 2nd-05:04. CSU led for 00:00. DUKE led for 39:01. Game was tied for 00:59.

Game 3 - Colorado State 80, Omaha 65

Nov. 13, 2019 - Fort Collins, Colo. (Moby Arena)

Box score for Game 3: Colorado State (2-1) vs Omaha (2-2). Includes player stats and totals.

Summary statistics for Game 3: TOTAL FG%, 3-Pt. FG%, F Throw % for both teams.

Box score for Game 3: Colorado State (2-1). Includes player stats and totals for Colorado State.

Summary statistics for Game 3: TOTAL FG%, 3-Pt. FG%, F Throw % for Colorado State.

Officials: Doran Gotschall, Winston Stith, Tony Padilla. Technical fouls: Omaha-None, Colorado State-None.

Score by Periods table for Game 3.

Points in the paint-UNO 18, CSU 34. Points off turnovers-UNO 4, CSU 8. 2nd chance points-UNO 13, CSU 12.

Fastest lead-UNO 27, CSU by 17 1st-15:29. CSU by 19 2nd-00:49. UNO led for 10:49. CSU led for 25:18. Game was tied for 03:53.

Game 4 - Colorado State 74, Loyola Marymount 64

Nov. 16, 2019 - Los Angeles, Calif. (Gersten Pavilion)

Box score for Game 4: Colorado State (3-1) vs Loyola Marymount (1-2). Includes player stats and totals.

Summary statistics for Game 4: TOTAL FG%, 3-Pt. FG%, F Throw % for both teams.

Box score for Game 4: Loyola Marymount (1-2). Includes player stats and totals for Loyola Marymount.

Summary statistics for Game 4: TOTAL FG%, 3-Pt. FG%, F Throw % for Loyola Marymount.

Officials: D.G. Nelson, Eric Curry, Mike Reed. Technical fouls: Colorado State-None, Loyola Marymount-Kell Leapeppe.

Score by Periods table for Game 4.

Points in the paint-CSU 22, LMU 44. Points off turnovers-CSU 17, LMU 15. 2nd chance points-CSU 5, LMU 4.

Fastest lead-CSU by 10 2nd-00:09. LMU by 14 1st-08:03. CSU led for 15:47. LMU led for 20:34. Game was tied for 03:13.

Game 5 - Arkansas State 80, Colorado State 78

Nov. 20, 2019 - Fort Collins, Colo. (Moby Arena)

Box score for Game 5: Arkansas State (5-1) vs Colorado State (3-2). Includes player stats and totals.

Summary statistics for Game 5: TOTAL FG%, 3-Pt. FG%, F Throw % for both teams.

Box score for Game 5: Colorado State (3-2). Includes player stats and totals for Colorado State.

Summary statistics for Game 5: TOTAL FG%, 3-Pt. FG%, F Throw % for Colorado State.

Officials: Rob Kueneman, Brad Ferrie, John Higgins. Technical fouls: Arkansas State-TEAM, Colorado State-None.

Score by Periods table for Game 5.

Points in the paint-ARKST 22, CSU 44. Points off turnovers-ARKST 17, CSU 20. 2nd chance points-ARKST 14, CSU 3.

Fastest lead-ARKST by 4 1st-16:21. CSU by 17 2nd-16:22. ARKST led for 08:47. CSU led for 27:51. Game was tied for 03:22.

Game 6 - New Mexico State 78, Colorado State 70 (ot)

Nov. 25, 2019 - George Town, Grand Cayman (John Gray Gym)

Box score for Game 6: Colorado State (3-3) vs New Mexico State (3-3). Includes player stats and totals.

Summary statistics for Game 6: TOTAL FG%, 3-Pt. FG%, F Throw % for both teams.

Box score for Game 6: New Mexico State (3-3). Includes player stats and totals for New Mexico State.

Summary statistics for Game 6: TOTAL FG%, 3-Pt. FG%, F Throw % for New Mexico State.

Officials: Mark Riggs, Matt Potter, Eric Curry. Technical fouls: Colorado State-None, New Mexico State-None.

Score by Periods table for Game 6.

Points in the paint-CSU 30, NMSU 34. Points off turnovers-CSU 19, NMSU 22. 2nd chance points-CSU 5, NMSU 10.

Fastest lead-CSU by 11 1st-11:11. NMSU by 19 2nd-07:28. CSU led for 00:00. NMSU led for 41:28. Game was tied for 03:32.



THIS YEAR'S BOX SCORES - GAME 7-12

Game 7 - Colorado State 61, Loyola Chicago 60 Nov. 26, 2019 - George Town, Grand Cayman (John Gray Gym)

Colorado State (4-3)		reb.										
Player	fg-a	3p-a	ft-a	o-d	tot	pf	tp	a	to	blk	s	min
Adam Thistlewood	f 5-8	3-6	1-3	1-1	2	2	14	0	1	0	3	33
Nico Carvacho	c 1-6	0-0	2-6	0-6	6	1	4	1	3	1	1	29
Kris Martin	g 0-4	0-2	0-0	0-5	5	3	0	3	1	1	0	23
Kendle Moore	g 6-9	3-5	0-2	0-1	1	0	15	0	0	0	2	35
Isaiah Stevens	g 6-9	2-2	0-0	0-3	3	1	14	4	3	0	0	34
Hyron Edwards	g 0-2	0-0	0-0	0-2	2	0	0	2	2	0	2	14
Dischon Thomas	1-2	0-0	0-0	0-0	0	2	0	0	0	0	0	5
David Roddy	3-6	2-5	2-2	0-1	1	3	10	2	1	0	0	24
John Tonje	1-2	0-0	0-0	0-0	0	1	2	0	0	0	0	3
TEAM					2							
Totals	23-48	10-20	5-13	3-21	24	11	61	10	13	2	8	200

TOTAL FG% 1st Half: 14-23 60.9% 2nd Half: 9-25 36.0% Game: 47.9% DEADBALL
3-Pt. FG% 1st Half: 6-9 66.7% 2nd Half: 4-11 36.4% Game: 50.0% REBOUNDS
F Throw % 1st Half: 0-4 0.0% 2nd Half: 5-9 55.6% Game: 38.5% 4

Loyola Chicago (3-4)		reb.										
Player	fg-a	3p-a	ft-a	o-d	tot	pf	tp	a	to	blk	s	min
Aher Uguak	f 2-5	0-1	0-1	1-5	6	1	4	0	3	0	1	24
Cameron Krutwig	c 7-12	0-0	0-0	1-7	8	1	14	2	1	1	1	32
Lucas Williamson	g 2-5	1-4	0-0	0-2	2	2	5	3	2	1	4	32
Marquise Kennedy	g 1-4	0-1	0-0	1-0	1	1	2	0	1	0	1	9
Tate Hall	g 8-14	3-5	3-4	0-5	5	3	22	5	2	0	1	32
Paxson Wojcik	2-2	0-0	0-0	0-4	4	2	4	2	1	0	0	32
Bruno Skokna	0-2	0-2	0-0	0-0	0	0	0	0	0	0	0	11
Tom Welch	2-3	0-0	1-1	1-1	2	1	5	0	1	0	1	15
Frank Agunanne	2-3	0-0	0-0	0-2	2	1	4	0	0	0	0	7
Jalon Pipkins	0-1	0-1	0-0	0-0	0	0	0	0	1	0	0	6
TEAM					1							
Totals	26-51	4-14	4-6	5-26	31	12	60	12	14	2	9	200

TOTAL FG% 1st Half: 16-27 59.3% 2nd Half: 10-24 41.7% Game: 51.0% DEADBALL
3-Pt. FG% 1st Half: 2-6 33.3% 2nd Half: 2-8 25.0% Game: 28.6% REBOUNDS
F Throw % 1st Half: 3-4 75.0% 2nd Half: 1-2 50.0% Game: 66.7% 1

Officials: Tony Chiazza, Pat Adams, Kipp Kissinger Att: 1291
Technical fouls: Colorado State-None, Loyola Chicago-None.

Score by Periods	1st	2nd	Total
Colorado State	34	27	61
Loyola Chicago	37	23	60

Points in the paint-CSU 22, LOYOLA 36. Points off turnovers-CSU 19, LOYOLA 13.
2nd chance points-CSU 6, LOYOLA 4. Fast break points-CSU 17, LOYOLA 2.
Bench points-CSU 14, LOYOLA 13. Score tied 3-times. Lead changed 11 times.

Last FG-CSU 2nd-00:00, LOYOLA 2nd-04:02.
Largest lead-CSU by 4 1st-04:44, LOYOLA by 12 2nd-09:28.
CSU led for 06:27, LOYOLA led for 32:17. Game was tied for 01:16.

Game 8 - Colorado State 79, Washington State 69 Nov. 27, 2019 - George Town, Grand Cayman (John Gray Gym)

Colorado State (5-3)		reb.										
Player	fg-a	3p-a	ft-a	o-d	tot	pf	tp	a	to	blk	s	min
Adam Thistlewood	f 6-9	5-7	3-5	0-4	4	1	20	0	0	0	0	30
Nico Carvacho	c 7-10	0-0	2-3	2-12	14	4	16	3	3	0	0	30
Kris Martin	g 5-9	1-3	0-0	1-5	6	3	11	2	6	2	0	26
Kendle Moore	g 1-5	1-3	2-2	1-3	5	3	5	1	1	0	2	32
Isaiah Stevens	g 3-8	0-4	2-3	1-5	6	2	8	4	3	0	1	34
Hyron Edwards	0-0	0-0	2-2	0-0	2	2	2	2	4	0	1	15
Dischon Thomas	0-0	0-0	0-2	0-1	1	0	0	0	1	0	0	3
David Roddy	5-9	0-2	2-4	2-3	5	1	12	0	1	0	0	23
John Tonje	1-1	1-1	2-2	1-0	1	0	5	0	1	0	0	7
TEAM					2							
Totals	28-51	8-20	15-23	9-35	44	16	79	12	20	2	4	200

TOTAL FG% 1st Half: 11-25 44.0% 2nd Half: 17-26 65.4% Game: 54.9% DEADBALL
3-Pt. FG% 1st Half: 4-11 36.4% 2nd Half: 4-9 44.4% Game: 40.0% REBOUNDS
F Throw % 1st Half: 4-8 50.0% 2nd Half: 11-15 73.3% Game: 65.2% 3

Washington State (3-4)		reb.										
Player	fg-a	3p-a	ft-a	o-d	tot	pf	tp	a	to	blk	s	min
Ajaz Kunc	f 2-7	1-4	2-2	3-3	6	3	7	0	1	0	0	26
CJ Pollard	f 6-7	3-4	1-2	0-1	1	4	16	2	0	0	1	21
Jeff Elleby	g 7-9	2-11	0-0	0-6	6	3	16	4	3	1	0	36
Isaac Bonton	g 3-16	2-7	3-4	1-4	5	2	11	1	3	0	1	37
Jaylen Shead	g 0-2	0-0	0-0	1-1	1	0	3	0	0	0	1	19
Jervae Robinson	1-3	1-2	0-0	0-2	2	1	3	0	0	0	0	25
Marvin Cannon	1-5	0-3	0-0	0-0	0	2	2	1	0	0	0	15
Voldymyr Markovetski	2-3	0-0	0-2	3-1	4	1	4	0	0	0	0	9
Tom Miller	5-6	0-0	0-2	2-0	2	3	10	0	0	0	3	12
TEAM					1							
Totals	27-68	9-31	6-12	9-19	28	19	69	11	7	1	6	200

TOTAL FG% 1st Half: 14-34 41.2% 2nd Half: 13-34 38.2% Game: 39.7% DEADBALL
3-Pt. FG% 1st Half: 3-14 21.4% 2nd Half: 6-17 35.3% Game: 29.0% REBOUNDS
F Throw % 1st Half: 0-2 0.0% 2nd Half: 6-10 60.0% Game: 50.0% 3

Officials: Matt Potter, Tony Greene, Kipp Kissinger Att: 1023
Technical fouls: Colorado State-Nico Carvacho, Washington State-Jeff Pollard.

Score by Periods	1st	2nd	Total
Colorado State	30	49	79
Washington State	31	38	69

Points in the paint-CSU 34, WSU 30. Points off turnovers-CSU 9, WSU 26.
2nd chance points-CSU 13, WSU 11. Fast break points-CSU 5, WSU 7.
Bench points-CSU 19, WSU 19. Score tied 3-times. Lead changed 14 times.

Last FG-CSU 2nd-03:50, WSU 2nd-02:02.
Largest lead-CSU by 12 2nd-11:48, WSU by 4 1st-14:43.
CSU led for 27:41, WSU led for 09:22. Game was tied for 01:56.

Game 9 - Colorado State 92, Utah Valley 61 Dec. 1, 2019 - Fort Collins, Colo. (Moby Arena)

Utah Valley (4-5)		reb.										
Player	fg-a	3p-a	ft-a	o-d	tot	pf	tp	a	to	blk	s	min
Emmanuel Olojakpoke	f 5-5	0-0	1-1	3-2	5	3	11	1	1	0	0	19
TJ Washington	g 2-13	0-6	1-1	0-4	4	2	5	2	5	0	1	32
Brandon Averette	g 2-8	1-6	2-2	0-0	0	1	7	5	1	0	1	37
Casdon Jardine	g 5-10	5-8	0-0	1-1	2	3	15	1	1	0	1	30
Trey Woodbury	g 4-9	0-0	1-5	0-6	5	5	8	1	4	1	1	25
Jamison Overton	2-6	1-3	5-6	2-0	2	1	10	3	3	1	1	21
Cavit Ege Hava	1-3	1-3	0-0	1-1	1	0	3	1	2	0	0	23
Brandon Morley	1-2	0-1	0-0	1-3	4	0	2	0	1	1	0	11
Bradley Kitchen	0-1	0-1	0-0	0-0	0	1	0	0	0	0	0	2
TEAM					1							
Totals	22-57	8-33	9-10	8-16	24	16	61	14	18	3	5	200

TOTAL FG% 1st Half: 6-27 22.2% 2nd Half: 16-30 53.3% Game: 38.6% DEADBALL
3-Pt. FG% 1st Half: 2-15 13.3% 2nd Half: 6-18 33.3% Game: 24.2% REBOUNDS
F Throw % 1st Half: 2-2 100% 2nd Half: 7-8 87.5% Game: 90.0% 1

Colorado State (6-3)		reb.										
Player	fg-a	3p-a	ft-a	o-d	tot	pf	tp	a	to	blk	s	min
Adam Thistlewood	f 3-6	1-2	2-2	1-2	3	1	9	1	0	0	3	25
Nico Carvacho	c 2-3	0-0	5-8	2-8	10	3	9	5	4	0	1	19
Kris Martin	g 3-7	1-1	3-5	1-0	1	0	10	1	0	1	0	21
Kendle Moore	g 1-1	1-1	0-0	1-1	1	1	3	2	2	0	1	20
Isaiah Stevens	g 5-9	0-1	0-0	1-2	3	1	10	2	0	0	1	26
Hyron Edwards	3-5	0-0	0-0	1-5	6	1	6	0	0	2	2	21
P.J. Byrd	2-3	2-2	2-2	0-1	1	3	8	0	2	0	0	10
Dischon Thomas	7-8	0-0	4-4	1-5	6	0	18	1	0	0	0	18
David Roddy	4-11	1-4	1-3	1-2	3	2	10	1	2	0	1	25
Kyle Lukasiewicz	1-1	1-1	0-0	0-0	0	3	0	0	0	0	0	3
John Tonje	2-2	0-0	2-2	0-1	1	3	6	2	2	0	1	12
TEAM					2							
Totals	33-56	7-12	19-26	10-27	37	15	92	21	13	0	11	200

TOTAL FG% 1st Half: 19-30 63.3% 2nd Half: 14-26 53.8% Game: 58.9% DEADBALL
3-Pt. FG% 1st Half: 3-5 60.0% 2nd Half: 4-7 57.1% Game: 58.3% REBOUNDS
F Throw % 1st Half: 1-5 20.0% 2nd Half: 18-21 85.7% Game: 73.1% 4

Officials: Kelly Pfeifer, Bob Staffen, Kipp Kissinger Att: 3168
Technical fouls: Utah Valley-None, Colorado State-None.

Score by Periods	1st	2nd	Total
Utah Valley	16	45	61
Colorado State	42	50	92

Points in the paint-UUVU 20, CSU 34. Points off turnovers-UUVU 18, CSU 23.
2nd chance points-UUVU 11, CSU 4. Fast break points-UUVU 5, CSU 13.
Bench points-UUVU 15, CSU 51. Score tied 4-times. Lead changed 2-times.

Last FG-UUVU 2nd-00:27, CSU 2nd-01:46.
Largest lead-UUVU by 3 1st-15:43, CSU by 34 2nd-01:10.
UUVU led for 00:53, CSU led for 36:02. Game was tied for 03:05.

Game 10 - San Diego State 79, Colorado State 57 Dec. 4, 2019 - Fort Collins, Colo. (Moby Arena)

San Diego State (9-0, 1-0 MW)		reb.										
Player	fg-a	3p-a	ft-a	o-d	tot	pf	tp	a	to	blk	s	min
Yanni Wetzell	f 2-3	0-1	0-0	2-2	4	4	1	1	0	1	0	22
Nathan Mensah	f 2-2	0-0	2-2	2-5	7	3	6	1	0	0		



THIS YEAR'S BOX SCORES - GAME 13-18

Game 13 - Colorado 56, Colorado State 48
Dec. 13, 2019 - Fort Collins, Colo. (Moby Arena)

Box score for Game 13: Colorado 56, Colorado State 48. Includes player stats for Colorado (8-2) and Colorado State (7-6), team totals, and game statistics.

Game statistics for Game 13: TOTAL FG%, 3-Pt. FG%, F Throw %, REBOUNDS, DEADBALL. Includes technical fouls and officials: Tony Padilla, John Higgins, Verne Harris.

Score by Periods table for Game 13 showing 1st, 2nd, and Total scores for Colorado and Colorado State.

Points in the paint-CU 6, CSU 30. Points off turnovers-CU 9, CSU 14. 2nd chance points-CU 12, CSU 9. Fast break points-CU 6, CSU 16. Bench points-CU 34, CSU 15. Score tied 1-time. Lead changed 0 times.

Last FG-CU 2nd-02:08, CSU 2nd-00:37. Largest lead-CU by 16 2nd-06:41, CSU None. CU led for 38:39. CSU led for 00:00. Game was tied for 01:21.

Game 14 - Colorado State 111, Tulsa 104 (3ot)
Dec. 21, 2019 - Tulsa, Okla. (BOK Center)

Box score for Game 14: Colorado State 111, Tulsa 104 (3ot). Includes player stats for Colorado State (8-6) and Tulsa (8-4), team totals, and game statistics.

Game statistics for Game 14: TOTAL FG%, 3-Pt. FG%, F Throw %, REBOUNDS, DEADBALL. Includes technical fouls and officials: Nathan Bemis, Sean Casady, Mike Nance.

Score by Periods table for Game 14 showing 1st, 2nd, OT, OT2, OT3, and Total scores for Colorado State and Tulsa.

Tied for longest game in program history (3 OT). Points in the paint-CSU 46, TULSA 48. Points off turnovers-CSU 14, TULSA 18. 2nd chance points-CSU 15, TULSA 12. Fast break points-CSU 28, TULSA 20. Bench points-CSU 18, TULSA 16. Score tied 21-times. Lead changed 25-times.

Last FG-CSU OT3-01:24, TULSA OT2-00:00. Largest lead-CSU by 8 2nd-01:08, TULSA by 5 1st-18:21. CSU led for 20:18. TULSA led for 24:55. Game was tied for 09:47.

Game 15 - Colorado State 87, Doane 62
Dec. 28, 2019 - Fort Collins, Colo. (Moby Arena)

Box score for Game 15: Colorado State 87, Doane 62. Includes player stats for Doane and Colorado State (9-6), team totals, and game statistics.

Game statistics for Game 15: TOTAL FG%, 3-Pt. FG%, F Throw %, REBOUNDS, DEADBALL. Includes technical fouls and officials: Jon Stigliano, Doran Gotschall, Brent Meaux.

Score by Periods table for Game 15 showing 1st, 2nd, and Total scores for Doane and Colorado State.

Points in the paint-DOANE 18, CSU 46. Points off turnovers-DOANE 11, CSU 21. 2nd chance points-DOANE 7, CSU 12. Fast break points-DOANE 2, CSU 21. Bench points-DOANE 15, CSU 28. Score tied 3-times. Lead changed 8-times.

Last FG-DOANE 2nd-02:05, CSU 2nd-00:20. Largest lead-DOANE by 7 1st-11:21, CSU by 25 2nd-00:20. DOANE led for 09:39. CSU led for 26:25. Game was tied for 03:56.

Game 16 - Nevada 67, Colorado State 61
Jan. 1, 2020 - Reno, Nev. (Lawlor Events Center)

Box score for Game 16: Nevada 67, Colorado State 61. Includes player stats for Colorado State (9-7, 0-3 MW) and Nevada (9-5, 2-0 MW), team totals, and game statistics.

Game statistics for Game 16: TOTAL FG%, 3-Pt. FG%, F Throw %, REBOUNDS, DEADBALL. Includes technical fouls and officials: Anthony Jordan, Tony Padilla, Verne Harris.

Score by Periods table for Game 16 showing 1st, 2nd, and Total scores for Colorado State and Nevada.

Points in the paint-CSU 28, NEVADA 20. Points off turnovers-CSU 9, NEVADA 14. 2nd chance points-CSU 7, NEVADA 2. Fast break points-CSU 9, NEVADA 11. Bench points-CSU 9, NEVADA 26. Score tied 0-times. Lead changed 1-time.

Last FG-CSU 2nd-00:00, NEVADA 2nd-00:46. Largest lead-CSU by 4 1st-17:02, NEVADA by 21 2nd-10:58. CSU led for 03:31. NEVADA led for 35:06. Game was tied for 00:59.

Game 17 - Colorado State 72, Wyoming 61
Jan. 4, 2020 - Fort Collins, Colo. (Moby Arena)

Box score for Game 17: Colorado State 72, Wyoming 61. Includes player stats for Wyoming (5-11, 0-4 MW) and Colorado State (10-7, 1-3 MW), team totals, and game statistics.

Game statistics for Game 17: TOTAL FG%, 3-Pt. FG%, F Throw %, REBOUNDS, DEADBALL. Includes technical fouls and officials: Mike O'Neill, Brad Ferrie, Chris Rastatter.

Score by Periods table for Game 17 showing 1st, 2nd, and Total scores for Wyoming and Colorado State.

Points in the paint-UW 16, CSU 32. Points off turnovers-UW 10, CSU 18. 2nd chance points-UW 3, CSU 14. Fast break points-UW 6, CSU 8. Bench points-UW 16, CSU 9. Score tied 1-time. Lead changed 2-times.

Last FG-UW 2nd-00:08, CSU 2nd-00:51. Largest lead-UW by 2 1st-15:10, CSU by 23 2nd-13:04. UW led for 00:51. CSU led for 37:44. Game was tied for 01:25.

Game 18 - Colorado State 81, San Jose State 70
Jan. 11, 2020 - San Jose, Calif. (The Events Center)

Box score for Game 18: Colorado State 81, San Jose State 70. Includes player stats for Colorado State (11-7, 2-3 MW) and San Jose State (6-12, 2-4 MW), team totals, and game statistics.

Game statistics for Game 18: TOTAL FG%, 3-Pt. FG%, F Throw %, REBOUNDS, DEADBALL. Includes technical fouls and officials: Chad Shepherd, Scott Brown, Winston Smith.

Score by Periods table for Game 18 showing 1st, 2nd, and Total scores for Colorado State and San Jose State.

Points in the paint-CSU 30, SJSU 24. Points off turnovers-CSU 10, SJSU 12. 2nd chance points-CSU 10, SJSU 5. Fast break points-CSU 16, SJSU 13. Bench points-CSU 19, SJSU 15. Score tied 3-times. Lead changed 8-times.

Last FG-CSU 2nd-01:42, SJSU 2nd-00:29. Largest lead-CSU by 13 2nd-00:37, SJSU by 3 1st-18:12. CSU led for 03:48. SJSU led for 04:33. Game was tied for 02:39.



NIKO MEDVED

Head Coach • Second Year at CSU • Minnesota (1997)

Niko Medved is starting his second year as the head coach of the Rams' men's basketball program. Medved, a Colorado State assistant coach from 2007-13, prior served as the head coach at Drake University for one season where he guided the Bulldogs to their first postseason berth in six years. Before his appointment at Drake, he engineered considerable success as head coach at Furman from 2013-16.

"We are extremely excited to have Niko assume the leadership of our basketball program," Parker said. "Throughout our discussions, he showed a great understanding of what basketball means to Colorado State University and the community while demonstrating how much he has developed in his five years as a head coach. He has not only had success on the court at Furman and Drake in taking his teams to the postseason in each of the last three years, but also grew his student-athletes into young men who were also solid in the classroom and engaged in the community. We welcome Niko and Erica back to Fort Collins and are excited that Aly will be growing up as a Ram in Colorado."

"My family and I are ecstatic to have the opportunity to return to Fort Collins and Colorado State University to become the head men's basketball coach," Medved said upon his return to CSU. "This is obviously an incredibly special place to me, and to my family. Some of the best memories I've had personally and professionally happened at Colorado State. We have tremendous leadership from the top down and we look forward to partnering with everybody in the Fort Collins and Colorado State communities to build Colorado State basketball into one of the premier programs in the Mountain West."

As a Colorado State assistant coach for six years beginning in 2007 when former head coach Tim Miles took the reins of the Rams' program, Medved was instrumental in the rebuild of the program that saw it improve from seven wins in 2007-08 to five consecutive postseason berths, including NCAA tournament appearances in his final two seasons. As recruiting coordinator at CSU, Medved was responsible for recruiting many of the contributing players on the Rams' roster who helped return the program to prominence, a list that includes:

- two-time All-Mountain West selection and eventual Olympian Andy Ogide
- 2013 honorable mention AP All-American and first-team All-Mountain West Conference choice Colton Iverson
- second team All-MW pick Dorian Green
- third team all-league and two time all-defensive team selection Pierce Hornung
- 2012 first team All-MW guard Wes Eikmeier
- 2013 MW Sixth Man of the Year Daniel Bejarano

During his season at Drake, he engineered a 10-game improvement over the previous season, including 10 wins in the Missouri Valley Conference, the most in 10 years and just the 11th time the squad had won 10 or more league games in a season. The turnaround was the 17th best in the nation this year from a 7-24 record prior to his arrival. The postseason berth in the CIT was the first since 2012 and the His squad defeated Wake Forest during non-conference play, the program's second-ever win against an Atlantic Coast Conference opponent. He also had a player named Missouri Valley Scholar-Athlete of the Week seven times during the season out of 11 opportunities and had four players named to MVC Scholar-Athlete teams.

In four seasons as head coach at Furman, Medved guided the Paladins from a seven-win squad prior to his arrival and led it to improved records each season. The run culminated in a 23-11 record in 2016 that earned him Southern Conference Coach of the Year honors and saw the program earn a share of its first SoCon regular season championship since 1990-91. Medved's team reached the semifinals of the CollegelInsider.com (CIT) postseason tournament in 2016-17, its second consecutive season in the CIT.

He spent seven seasons as an assistant coach at Furman (1999-2006), including serving as the school's interim head coach in the spring of 2006.

MEDVED AT A GLANCE

PERSONAL

Hometown	St. Paul, Minn.
College	Minnesota, 1997
Family	Wife: Erica Daughters: Aly, Taylor

COACHING HONORS/POSTSEASON APPEARANCES

2018	CollegelInsider.com Tournament (Drake Head Coach)
2017	Southern Conference Coach of the Year (Furman)
2017	CollegelInsider.com Tournament (Furman Head Coach)
2016	CollegelInsider.com Tournament (Furman Head Coach)
2013	NCAA Tournament (CSU Assistant Coach)
2012	NCAA Tournament (CSU Assistant Coach)

COACHING RÉSUMÉ

1997-99	Macalester College, associate head coach
1999-2006	Furman, assistant coach
2006-07	Minnesota, assistant coach
2007-13	Colorado State, assistant coach
2013-17	Furman, head coach
2017-18	Drake, head coach
2018-present	Colorado State, head coach

GAME 19 - NEW MEXICO

Furman registered winning seasons in each of Medved's last three years in Greenville and four of the final five seasons. He then spent one season (2006-07) as an assistant at the Minnesota under Dan Monson before joining Miles' first staff at CSU in 2007.

Medved began his coaching career at the University of Minnesota in 1992 as a student manager and assistant. He served as associate head coach at Macalester College from 1997-1999 and worked four years as an instructor at the prestigious Nike All-America camp. Medved earned his B.S. in kinesiology in 1997 and his master's in sport management in 1999, both from Minnesota.

A native of St. Paul, Minn., Medved attended Roseville Area High School and was a two-sport standout in both basketball and golf. Medved and his wife Erica have a two-year-old daughter, Aly, and infant daughter Taylor.



Medved was introduced as the Rams' head coach on March 23, 2018.

WHAT THEY'RE SAYING ABOUT NIKO MEDVED

"Having known Niko over the years, it's been great to see his evolution from a hungry, young assistant coach to the savvy recruiter and now an accomplished head coach. Niko was great for us at Colorado State, he turned around the Furman program, and then showed his talent by making Drake a team to be reckoned with in the highly competitive Missouri Valley Conference. I have complete confidence Niko will do a phenomenal job for the Rams."
-- Tim Miles, Nebraska Head Coach

"Colorado State hired a great young coach and even a better person today. He will work hard every day to make CSU successful and he will do it the right way. I am thrilled for this great opportunity for Niko, and know he is excited to be back in the Ram family."
-- Dan Monson, Long Beach State Head Basketball Coach (Medved's former boss at Minnesota)

"I'm happy for the opportunity Coach Niko has been presented with, and am looking forward to the continued growth of the CSU basketball program."
-- Joe De Ciman, former CSU Ram

"It's a great hire. Niko has already shown he can turn programs around and had great success at Furman and in his brief time at Drake. He knows the game and is a great teacher and excellent recruiter. He knows Colorado State and what it takes to win there and will have a great vision and plan for the program."
-- Wes Eikmeier, former CSU Ram

"I'm excited for Niko and the program that I have such great memories of. He has already shown he can build programs as a head coach. He is also a great fit at Colorado State because he understands the landscape of the university, was a big part as an assistant coach in our success when I was there and knows how to teach the game. He is also just a great person that truly cares about his players both on and off the court."
-- Dorian Green, former CSU Ram

HEAD COACHING EXPERIENCE

Year	School	Rec.	Conf. Rec.	Conf. Finish	Postseason
2013-14	Furman	9-21	3-13	10th (SoCon)	-
2014-15	Furman	11-22	5-13	10th (SoCon)	
2015-16	Furman	19-16	11-7	t-3rd (SoCon)	CollegelInsider.com
2016-17	Furman	23-11	14-4	t-1st (SoCon)	CollegelInsider.com
	Four seasons	62-70	33-37		
2017-18	Drake	17-17	10-8	t-3rd (MVC)	CollegelInsider.com
	One Season	17-17	10-8		
2018-19	Colorado State	12-20	7-11	t-7th (MW)	
2019-20	Colorado State	11-7	2-3		
	Two Seasons	23-27	9-14		
Overall	Six seasons	102-114	52-59	1 Title	3 Postseason Appearances

MEDVED'S PLAYER ACCOLADES AS A HEAD COACH

Year	Player	Award
2013-14	Stephen Croone	Southern Conference Second-Team All-League
2014-15	Stephen Croone	Southern Conference Second Team All-League
2014-15	Devin Sibley, Jr.	Southern Conference Freshman of the Year, All-Freshman Team
2014-15	Daniel Fowler	Southern Conference All-Freshman Team
2015-16	Stephen Croone	Southern Conference Player of the Year, First Team All-SoCon
2015-16	Matt Rafferty	Southern Conference All-Freshman Team
2016-17	Devin Sibley, Jr.	Southern Conference Player of the Year; First Team All-SoCon
2016-17	Kris Acos	Second Team All-SoCon
2016-17	Jordan Lyons	Southern Conference All-Freshman Team
2017-18	Blake Timmer	First Team All-Missouri Valley, MVC Co-Scholar Athlete of the Year
2017-18	Graham Woodward	Missouri Valley All-Bench Team
2017-18	Nick McGlynn	Missouri Valley Most-Improved Team
2018-19	Nico Carvacho	First Team All-Mountain West, MW All-Defensive Team, NABC Second Team All-District, USBWA First Team All-District
2018-19	J.D. Paige	Honorable Mention All-Mountain West, MW All-Defensive Team

2019-20 COLORADO STATE SEASON AND CAREER HIGHS

0 Hyron Edwards

Category	2019-20 Season High	Career High
Points	10, vs. Denver (11/5/19)	20, vs. New Mexico (1/12/19)
Rebounds	6, vs. Utah Valley (12/1/19)	7, vs. Fresno State (1/26/19)
Assists	6, vs. Utah Valley (12/1/19)	6, two times
Steals	3, vs. South Dakota St. (12/10/19)	3, seven times
Blocks		1, two times
Field Goals	4, at Boise State (12/7/19)	8, vs. New Mexico (1/12/19)
3 Pointers	1, three times	3, two times
Free Throws	3, vs. Denver (11/5/19)	6, three times
Minutes	30, at Tulsa (12/21/19)	30, two times

1 Kris Martin

Category	2019-20 Season High	Career High
Points	18, vs. Denver (11/5/19)	21, at Colorado (12/1/18)
Rebounds	6, two times	10, vs. Utah State (3/5/19)
Assists	4, vs. Omaha (11/13/19)	8, vs. Arkansas (12/5/18)
Steals	3, two times	4, vs. Fresno State (1/26/19)
Blocks	2, vs. Washington State (11/27/19)	2, three times
Field Goals	7, vs. Denver (11/5/19)	8, at Colorado (12/1/18)
3 Pointers	5, vs. Doane (12/28/19)	5, two times
Free Throws	3, two times	7, vs. Utah State (3/5/19)
Minutes	38, vs. New Mexico State (11/25/19)	43, vs. Utah State (3/5/19)

3 Kendle Moore

Category	2019-20 Season High	Career High
Points	23, at Tulsa (12/21/19)	26, vs. Colorado Christian (11/7/18)
Rebounds	5, two times	7, vs. Fresno State (1/26/19)
Assists	4, three times	9, vs. New Mexico (1/12/19)
Steals	3, vs. New Mexico State (11/25/19)	5, vs. Florida Gulf Coast (11/20/18)
Blocks		2, at Boise State (2/27/19)
Field Goals	8, at Tulsa (12/21/19)	9, two times
3 Pointers	6, at Tulsa (12/21/19)	6, at Tulsa (12/21/19)
Free Throws	5, vs. Omaha (11/13/19)	7, vs. Montana State (11/14/18)
Minutes	46, at Tulsa (12/21/19)	46, at Tulsa (12/21/19)

4 Isaiah Stevens

Category	2019-20 Season & Career High
Points	26, at Tulsa (12/21/19)
Rebounds	6, three times (most recent - at Tulsa (12/21/19))
Assists	12, at Tulsa (12/21/19)
Steals	5, at Tulsa (12/21/19)
Blocks	1, vs. Omaha (11/13/19); vs. Arkansas State (11/20/19)
Field Goals	7, at Tulsa (12/21/19); vs. Wyoming (1/4/20)
3 Pointers	4, at Duke (11/8/19); vs. New Mexico State (11/25/19)
Free Throws	10, at Tulsa (12/21/19)
Minutes	47, at Tulsa (12/21/19)

5 P.J. Byrd

Category	2019-20 Season & CSU Career High
Points	8, vs. Utah Valley (12/1/19)
Rebounds	3, vs. Doane (12/28/19)
Assists	6, vs. Doane (12/28/19)
Steals	1, vs. Doane (12/28/19)
Blocks	
Field Goals	2, vs. Utah Valley (12/1/19); vs. Doane (12/28/19)
3 Pointers	2, vs. Utah Valley (12/1/19)
Free Throws	2, vs. Utah Valley (12/1/19); at Nevada (1/1/20)
Minutes	17, vs. Doane (12/28/19)

10 James Moors

Category	2019-20 Season & Career High
Points	
Rebounds	
Assists	
Steals	
Blocks	
Field Goals	
3 Pointers	
Free Throws	
Minutes	

11 Dischon Thomas

Category	2019-20 Season & Career High
Points	18, vs. Utah Valley (12/1/19)
Rebounds	6, vs. Utah Valley (12/1/19); vs. Doane (12/28/19)
Assists	2, at Loyola Marymount (11/16/19)
Steals	1, vs. Colorado (12/13/19); vs. Doane (12/28/19)
Blocks	1, vs. Omaha (11/13/19); vs. Doane (12/28/19)
Field Goals	7, vs. Utah Valley (12/1/19)
3 Pointers	
Free Throws	5, vs. Doane (12/28/19)
Minutes	18, vs. Utah Valley (12/1/19)

21 David Roddy

Category	2019-20 Season & Career High
Points	21, at San Jose State (1/11/20)
Rebounds	13, vs. Wyoming (1/4/20)
Assists	4, at Tulsa (12/21/19); vs. Doane (12/28/19)
Steals	2, three times (most recent - vs. Doane (12/28/19))
Blocks	3, vs. Arkansas State (11/20/19); vs. Wyoming (1/4/20)
Field Goals	7, at Nevada (1/1/20); vs. Wyoming (1/4/20); at San Jose State (1/11/20)
3 Pointers	2, vs. Loyola Chicago (11/26/19); at Boise State (12/7/19)
Free Throws	8, at Tulsa (12/21/19)
Minutes	38, at Tulsa (12/21/19)

22 Kyle Lukasiewicz

Category	2019-20 Season & Career High
Points	3, vs. Utah Valley (12/1/19)
Rebounds	
Assists	1, vs. Doane (12/28/19)
Steals	1, vs. Doane (12/28/19)
Blocks	
Field Goals	1, vs. Utah Valley (12/1/19)
3 Pointers	1, vs. Utah Valley (12/1/19)
Free Throws	
Minutes	4, vs. Doane (12/28/19)

23 John Tonje

Category	2019-20 Season & Career High
Points	9, at San Jose State (1/11/20)
Rebounds	4, at San Jose State (1/11/20)
Assists	2, vs. Utah Valley (12/1/19)
Steals	1, at Duke (11/8/19); vs. Utah Valley (12/1/19); at San Jose State (1/11/20)
Blocks	
Field Goals	3, at San Jose State (1/11/20)
3 Pointers	3, at San Jose State (1/11/20)
Free Throws	2, four times (most recent - at Tulsa (12/21/19))
Minutes	14, four times (most recent - vs. Wyoming (1/4/20))













31 Adam Thistlewood

Category	2019-20 Season High	Career High
Points	20, vs. Washington State (11/27/19)	20, vs. Wash. State (11/27/19)
Rebounds	9, vs. Denver (11/5/19)	9, vs. Denver (11/5/19)
Assists	3, vs. Arkansas State (11/20/19)	3, three times
Steals	3, two times	3, three times
Blocks		2, vs. South Dakota St. (11/21/18)
Field Goals	6, vs. Washington State (11/27/19)	6, four times
3 Pointers	5, two times	5, three times
Free Throws	9, vs. Denver (11/5/19)	9, two times
Minutes	35, vs. San Diego State (12/4/19)	43, vs. Utah State (3/5/19)

32 Nico Carvacho

Category	2019-20 Season High	Career High
Points	21, vs. Omaha (11/13/19)	28, at UNLV (1/2/19)
Rebounds	19, vs. Omaha (11/13/19)	22, at Long Beach St. (12/22/18)
Assists	5, two times	7, at Nevada (2/25/18)
Steals	3, vs. Colorado (12/13/19)	3, four times
Blocks	3, vs. Colorado (12/13/19)	4, two times
Field Goals	10, vs. Omaha (11/13/19)	12, two times
3 Pointers		2, at San Diego State (1/24/18)
Free Throws	7, at Loyola Marymount (11/16/19)	7, two times
Minutes	47, at Tulsa (12/21/19)	47, at Tulsa (12/21/19)

Colorado State Rams: 11-7 (2-3 in Mountain West) in 2019-20; Five postseason appearances in the last seven seasons; nine 20-win seasons
Head Coach Niko Medved: 2nd season in Fort Collins (23-27); 7th season as head coach (101-114); Previous head coaching stops at Furman and Drake; Former CSU assistant (2007-13), helping the Rams to back-to-back NCAA appearances (2012 & 2013), including a win over Missouri in the first round in 2013

	0 Hyron Edwards G • 6-0 • 165 • R-Sr. East Chicago, Ind. Trinity Valley (TX) CC	<table border="1"> <thead> <tr> <th>GP-S</th> <th>mpg</th> <th>ppg</th> <th>rpg</th> <th>apg</th> <th>spg</th> <th>fg%</th> <th>3p%</th> <th>ft%</th> </tr> </thead> <tbody> <tr> <td>19-20</td> <td>18-0</td> <td>18.8</td> <td>4.0</td> <td>1.4</td> <td>2.0</td> <td>1.2</td> <td>.412</td> <td>.167</td> <td>.929</td> </tr> <tr> <td>MW</td> <td>5-0</td> <td>18.6</td> <td>3.6</td> <td>2.2</td> <td>2.4</td> <td>1.0</td> <td>.292</td> <td>.000</td> <td>1.000</td> </tr> </tbody> </table> <p>Career bests: Pts. - 20, vs. New Mexico (11/21/19) Reb. - 7, vs. Fresno State (1/23/19) Ast. - 6, vs. San Diego St. (2/12/19), vs. Utah Valley (12/1/19)</p>	GP-S	mpg	ppg	rpg	apg	spg	fg%	3p%	ft%	19-20	18-0	18.8	4.0	1.4	2.0	1.2	.412	.167	.929	MW	5-0	18.6	3.6	2.2	2.4	1.0	.292	.000	1.000	Came off the bench with 10 pts, 3 ast in win over DU (1/15)... Had 10 pts, 5 ast, 3 stl in win vs. WYO (2/23)... Season-high 6 ast vs. SDSU (2/19)... Tallied 12 pts, 7 reb vs FS (1/26)... Had 14 pts, 3 stl at Utah St (1/19)... Season-best 20 pts (8-11 FG), 3 ast vs UNM (1/12)... Career-high 4 asts with 6 pts, 4 reb, 3 stl vs. AF (1/8)... Played first two yrs at Trinity Valley CC... Started 25 of 26 games played as a soph... Avg 18.5 pts, 4.9 asts, 1.7 stls, leading the squad to 24-7 mark, to NJCAA Region XIV Tourney... Earned Honorable Mention All-American honors... Was an ESPN top 100 recruit out of high school.
GP-S	mpg	ppg	rpg	apg	spg	fg%	3p%	ft%																								
19-20	18-0	18.8	4.0	1.4	2.0	1.2	.412	.167	.929																							
MW	5-0	18.6	3.6	2.2	2.4	1.0	.292	.000	1.000																							
	1 Kris Martin G • 6-4 • 190 • R-Sr. Frisco, Texas Oral Roberts	<table border="1"> <thead> <tr> <th>GP-S</th> <th>mpg</th> <th>ppg</th> <th>rpg</th> <th>apg</th> <th>spg</th> <th>fg%</th> <th>3p%</th> <th>ft%</th> </tr> </thead> <tbody> <tr> <td>19-20</td> <td>18-17</td> <td>25.6</td> <td>7.9</td> <td>3.8</td> <td>1.7</td> <td>0.8</td> <td>.365</td> <td>.289</td> <td>.650</td> </tr> <tr> <td>MW</td> <td>5-5</td> <td>22.0</td> <td>5.2</td> <td>3.6</td> <td>1.4</td> <td>0.6</td> <td>.324</td> <td>.222</td> <td>.000</td> </tr> </tbody> </table> <p>Career bests: Pts. - 21, at Colorado (12/1/18) (CSU Only) Reb. - 10, vs. Utah State (3/5/19) Ast. - 8, vs. Arkansas (12/5/18)</p>	GP-S	mpg	ppg	rpg	apg	spg	fg%	3p%	ft%	19-20	18-17	25.6	7.9	3.8	1.7	0.8	.365	.289	.650	MW	5-5	22.0	5.2	3.6	1.4	0.6	.324	.222	.000	Tallied 17 pts (career-high 5 3p), 3 ast, 2 stl vs. Doane (12/28)... Had 11 pts, 6 reb, 2 ast in victory over Wash St (11/27)... Tallied 11 pts, 6 reb, 2 ast in win at LMU (11/16)... Had 9 pts, 4 reb at #4 Duke (1/18)... Led CSU with 18 pts, 2 ast, 2 stl vs DU (11/5)... First CSU dbl-dbl of 20 pts, career-high 10 reb vs. Utah St. (3/5)... Had 12 pts, 8 reb, 3 ast in win vs. WYO (2/23)... Led CSU with 19 pts (5-9 3p), 6 reb, 5ast in win at SJSU (2/20)... Tied career best w/7 ast in win vs. UNM (1/12)... Scored team-high 21 pts at CU (12/1)... First CSU game vs. S. Dak. St. (11/2), scoring 11 pts, 7 reb off bench... Sat
GP-S	mpg	ppg	rpg	apg	spg	fg%	3p%	ft%																								
19-20	18-17	25.6	7.9	3.8	1.7	0.8	.365	.289	.650																							
MW	5-5	22.0	5.2	3.6	1.4	0.6	.324	.222	.000																							
	3 Kendle Moore G • 5-10 • 145 • So. Danville, Ill. Danville HS	<table border="1"> <thead> <tr> <th>GP-S</th> <th>mpg</th> <th>ppg</th> <th>rpg</th> <th>apg</th> <th>spg</th> <th>fg%</th> <th>3p%</th> <th>ft%</th> </tr> </thead> <tbody> <tr> <td>19-20</td> <td>18-18</td> <td>30.8</td> <td>8.1</td> <td>1.9</td> <td>2.2</td> <td>1.2</td> <td>.439</td> <td>.391</td> <td>.694</td> </tr> <tr> <td>MW</td> <td>5-5</td> <td>31.6</td> <td>8.4</td> <td>2.0</td> <td>3.0</td> <td>0.6</td> <td>.429</td> <td>.389</td> <td>.846</td> </tr> </tbody> </table> <p>Career bests: Pts. - 26, vs. Colorado Christian (11/7/18) Reb. - 7, vs. Fresno State (1/23/19) Ast. - 9, vs. New Mexico (1/12/19)</p>	GP-S	mpg	ppg	rpg	apg	spg	fg%	3p%	ft%	19-20	18-18	30.8	8.1	1.9	2.2	1.2	.439	.391	.694	MW	5-5	31.6	8.4	2.0	3.0	0.6	.429	.389	.846	Season-high 23 pts (6-10 3p) in 46 min in 3ot win at Tulsa (12/21)... Tallied 16 pts, including 3 3p, in win over Omaha (11/13)... Had 10 pts, 2 blks in win at Boise (2/27)... Had 16 pts, season-high 7 reb vs. FS (1/26)... Team season-best 9 ast with 8 pts vs. UNM (1/12)... Scored 23 pts, season-high 5 ast, 4 stl in win vs. Air Force (1/8)... Had gm-high 16 pts vs. Ark (12/5)... 17 pts, 4 ast, team season-best 5 stl in win at FGCU (11/20)... Started 1st gm: team-high 26 pts (8-11 FG, 4-5 3p), 4 reb, 4 ast in 32 min vs. CCU (1/7)... All-time leading scorer at Danville HS- 1700+ pts... Top-10 prospect, top
GP-S	mpg	ppg	rpg	apg	spg	fg%	3p%	ft%																								
19-20	18-18	30.8	8.1	1.9	2.2	1.2	.439	.391	.694																							
MW	5-5	31.6	8.4	2.0	3.0	0.6	.429	.389	.846																							
	4 Isaiah Stevens G • 6-0 • 160 • Fr. Allen, Texas Allen HS	<table border="1"> <thead> <tr> <th>GP-S</th> <th>mpg</th> <th>ppg</th> <th>rpg</th> <th>apg</th> <th>spg</th> <th>fg%</th> <th>3p%</th> <th>ft%</th> </tr> </thead> <tbody> <tr> <td>19-20</td> <td>18-18</td> <td>32.9</td> <td>12.7</td> <td>2.9</td> <td>4.4</td> <td>1.0</td> <td>.467</td> <td>.347</td> <td>.821</td> </tr> <tr> <td>MW</td> <td>5-5</td> <td>33.8</td> <td>13.4</td> <td>2.0</td> <td>4.4</td> <td>1.2</td> <td>.418</td> <td>.250</td> <td>.789</td> </tr> </tbody> </table> <p>Career bests: Pts. - 26, at Tulsa (12/21/19) Reb. - 6, vs. Arkansas State (11/20/19), vs. Wash St (11/27/19) Ast. - 12, at Tulsa (12/21/19)</p>	GP-S	mpg	ppg	rpg	apg	spg	fg%	3p%	ft%	19-20	18-18	32.9	12.7	2.9	4.4	1.0	.467	.347	.821	MW	5-5	33.8	13.4	2.0	4.4	1.2	.418	.250	.789	Tallied 21 pts, 7 ast in win at SJSU (1/11)... Had 17 pts, 6 ast in win over Wyo (1/4)... Season-high 26 pts (10-12 FT), school-rec tying 12 ast in 3ot win at Tulsa (12/21)... Hit GW vs. LOY (11/26), part of 14 pt effort... Had 11 pts, 6 reb, team season-high 8 ast vs ASU (11/20)... Recorded game-high 21 pts, 5 reb, 5 ast in win at LMU (11/16)... Had 11 pts, 2 reb, 5 ast in win over Omaha (11/13)... Scored 12 pts on 4-6 3p at #4 Duke (1/18)... A three-star recruit by 247Sports and Rivals... Avg 21 pts on just under 60% FG, 50% 3-pt and 90% on FT line... Named 9-6A District Co-MVP his final season...
GP-S	mpg	ppg	rpg	apg	spg	fg%	3p%	ft%																								
19-20	18-18	32.9	12.7	2.9	4.4	1.0	.467	.347	.821																							
MW	5-5	33.8	13.4	2.0	4.4	1.2	.418	.250	.789																							
	5 P.J. Byrd G • 6-1 • 155 • So. Houston, Texas VCU	<table border="1"> <thead> <tr> <th>GP-S</th> <th>mpg</th> <th>ppg</th> <th>rpg</th> <th>apg</th> <th>spg</th> <th>fg%</th> <th>3p%</th> <th>ft%</th> </tr> </thead> <tbody> <tr> <td>19-20</td> <td>4-0</td> <td>11.3</td> <td>4.5</td> <td>1.5</td> <td>2.0</td> <td>0.3</td> <td>.500</td> <td>.500</td> <td>1.000</td> </tr> <tr> <td>MW</td> <td>2-0</td> <td>9.0</td> <td>2.5</td> <td>1.0</td> <td>1.0</td> <td>0.0</td> <td>.250</td> <td>.500</td> <td>1.000</td> </tr> </tbody> </table> <p>Career bests: Pts. - 8, vs. Utah Valley (12/1/19) Reb. - 3, vs. Doane (12/28/19) Ast. - 6, vs. Doane (12/28/19)</p>	GP-S	mpg	ppg	rpg	apg	spg	fg%	3p%	ft%	19-20	4-0	11.3	4.5	1.5	2.0	0.3	.500	.500	1.000	MW	2-0	9.0	2.5	1.0	1.0	0.0	.250	.500	1.000	Had 5 pts, 3 reb, 6 ast and was key in win over Doane (12/28)... In his 1st game at CSU, had 8 pts vs. UVU (12/1)... Played his freshman year at VCU, seeing action in all 33 of the Rams' games as a backup to an all-conf. selection, averaging 1.2 pts, 1.1 asts and 9.2 min a contest... Saw action in a season-high 20 min in a victory at Fordham Jan. 5, scoring 5 pts on 2-of-4 shooting... Also tied his season high two other times with 5 pts at Hampton (Nov. 9) and at St. Bonaventure (Feb. 9)... A standout at Bush HS named the District 20-6A MVP as a junior and senior and was
GP-S	mpg	ppg	rpg	apg	spg	fg%	3p%	ft%																								
19-20	4-0	11.3	4.5	1.5	2.0	0.3	.500	.500	1.000																							
MW	2-0	9.0	2.5	1.0	1.0	0.0	.250	.500	1.000																							
	10 James Moors F • 6-10 • 210 • Fr. Auckland, New Zealand Westlake Boys HS	<table border="1"> <thead> <tr> <th>GP-S</th> <th>mpg</th> <th>ppg</th> <th>rpg</th> <th>apg</th> <th>spg</th> <th>fg%</th> <th>3p%</th> <th>ft%</th> </tr> </thead> <tbody> <tr> <td>19-20</td> <td></td> <td></td> <td></td> <td></td> <td></td> <td></td> <td></td> <td></td> </tr> <tr> <td>MW</td> <td></td> <td></td> <td></td> <td></td> <td></td> <td></td> <td></td> <td></td> </tr> </tbody> </table> <p>Career bests: Pts. - Reb. - Ast. -</p>	GP-S	mpg	ppg	rpg	apg	spg	fg%	3p%	ft%	19-20									MW									Played his high school basketball for Westlake Boys and also played for New Zealand at the 2019 FIBA U19 World Cup, averaging 10.9 pts, 3.6 rebs and 1.6 asts per game... Scored 14 pts and grabbed 5 rebs in just 17 min in the group phase against the U.S. ... Shot 40 percent from the field, including 52.6 percent from the 3-point arc, and 71.4 percent from the free throw line while scoring in double figures in five of seven games... Also competed at the FIBA U18 Asian Championship, averaging 14 pts and 7.9 rebs per game in helping New Zealand to a runner-up finish.		
GP-S	mpg	ppg	rpg	apg	spg	fg%	3p%	ft%																								
19-20																																
MW																																
	11 Dischon Thomas F • 6-9 • 215 • Fr. Phoenix, Ariz. Hillcrest Prep	<table border="1"> <thead> <tr> <th>GP-S</th> <th>mpg</th> <th>ppg</th> <th>rpg</th> <th>apg</th> <th>spg</th> <th>fg%</th> <th>3p%</th> <th>ft%</th> </tr> </thead> <tbody> <tr> <td>19-20</td> <td>18-0</td> <td>9.4</td> <td>3.6</td> <td>2.2</td> <td>0.4</td> <td>0.1</td> <td>.590</td> <td>.000</td> <td>.720</td> </tr> <tr> <td>MW</td> <td>5-0</td> <td>10.2</td> <td>2.4</td> <td>2.2</td> <td>0.2</td> <td>0.0</td> <td>.750</td> <td>.000</td> <td>.000</td> </tr> </tbody> </table> <p>Career bests: Pts. - 18, vs. Utah Valley (12/1/19) Reb. - 6, vs. Utah Valley (12/1/19), vs. Doane (12/28/19) Ast. - 2, at Loyola Marymount (11/16/19)</p>	GP-S	mpg	ppg	rpg	apg	spg	fg%	3p%	ft%	19-20	18-0	9.4	3.6	2.2	0.4	0.1	.590	.000	.720	MW	5-0	10.2	2.4	2.2	0.2	0.0	.750	.000	.000	Had a breakout with 18 pts, 6 reb in win vs. UVU (12/1)... Avg 15.2 pts, 11.1 rebs, 2.3 blks and 1.6 asts per game for Hillcrest Prep, playing for his father who was the head coach and helping the squad to a 35-5 overall record and 15-0 section... As a junior, averaged 6.9 pts and 7.1 rebs per contest helping the team to a 25-9 mark... Also played with Compton Magic Select in AAU and was recognized as a three-star recruit by 247Sports and Rivals... Played his freshman and sophomore years of high school ball for Cesar Chavez High before transferring to Hillcrest...
GP-S	mpg	ppg	rpg	apg	spg	fg%	3p%	ft%																								
19-20	18-0	9.4	3.6	2.2	0.4	0.1	.590	.000	.720																							
MW	5-0	10.2	2.4	2.2	0.2	0.0	.750	.000	.000																							
	21 David Roddy G/F • 6-5 • 250 • Fr. Minneapolis, Minn. Breck School	<table border="1"> <thead> <tr> <th>GP-S</th> <th>mpg</th> <th>ppg</th> <th>rpg</th> <th>apg</th> <th>spg</th> <th>fg%</th> <th>3p%</th> <th>ft%</th> </tr> </thead> <tbody> <tr> <td>19-20</td> <td>18-5</td> <td>23.8</td> <td>11.2</td> <td>5.7</td> <td>1.4</td> <td>0.8</td> <td>.458</td> <td>.157</td> <td>.712</td> </tr> <tr> <td>MW</td> <td>5-3</td> <td>26.6</td> <td>14.4</td> <td>7.0</td> <td>1.0</td> <td>0.4</td> <td>.481</td> <td>.200</td> <td>.708</td> </tr> </tbody> </table> <p>Career bests: Pts. - 21, at San Jose State (1/11/20) Reb. - 13, vs. Wyoming (1/4/20) Ast. - 4, at Tulsa (12/21/19), vs. Doane (12/28/19)</p>	GP-S	mpg	ppg	rpg	apg	spg	fg%	3p%	ft%	19-20	18-5	23.8	11.2	5.7	1.4	0.8	.458	.157	.712	MW	5-3	26.6	14.4	7.0	1.0	0.4	.481	.200	.708	Season high 21 pts, 7 reb in win at SJSU (1/11)... Recorded 19 pts, 13 reb, 3 blk in win vs. Wyo (1/4)... Had 17 pts, 6 reb, 4 ast, 2 stl vs. Doane (12/28)... Tallied 17 pts, 11 reb, 4 ast (first CSU dbl-dbl) in 3ot win at Tulsa (12/21)... Recorded 12 pts, 5 reb in win vs Wash St (11/27)... Had 11 pts, 7 reb vs. NMSU (11/25)... Had 14 pts, 4 reb, 3 blk vs. ASU (11/17)... Had 12 pts (5-11 FG), 6 reb at #4 Duke (1/18)... Avg 29.7 pts (2nd in the state), 16.6 rebs, 3.8 asts and 2.2 blks per game, scoring 10+ pts every game as a sr... 2019 Minn. HS Male Athlete of the Year... Was a finalist for both Minn. Mr. Basketball & Football as a senior.
GP-S	mpg	ppg	rpg	apg	spg	fg%	3p%	ft%																								
19-20	18-5	23.8	11.2	5.7	1.4	0.8	.458	.157	.712																							
MW	5-3	26.6	14.4	7.0	1.0	0.4	.481	.200	.708																							
	22 Kyle Lukasiewicz G • 6-6 • 200 • Jr. Centennial, Colo. Northeastern Oklahoma A&M	<table border="1"> <thead> <tr> <th>GP-S</th> <th>mpg</th> <th>ppg</th> <th>rpg</th> <th>apg</th> <th>spg</th> <th>fg%</th> <th>3p%</th> <th>ft%</th> </tr> </thead> <tbody> <tr> <td>19-20</td> <td>4-0</td> <td>2.5</td> <td>1.3</td> <td>0.0</td> <td>0.3</td> <td>0.3</td> <td>.667</td> <td>.500</td> <td>.000</td> </tr> <tr> <td>MW</td> <td></td> <td></td> <td></td> <td></td> <td></td> <td></td> <td></td> <td></td> </tr> </tbody> </table> <p>Career bests: Pts. - 3, vs. Utah Valley (12/1/19) Reb. - Ast. - 1, vs. Doane (12/28/19)</p>	GP-S	mpg	ppg	rpg	apg	spg	fg%	3p%	ft%	19-20	4-0	2.5	1.3	0.0	0.3	0.3	.667	.500	.000	MW									Had 2 pts, 1 ast, 1 stl vs. Doane (12/28)... Hit first CSU bucket with a 3 vs. UVU (12/1)... First CSU game at #4 Duke (1/18)... Played his first two years collegiately at NE Oklahoma A&M... As a soph. started all 32 gms played and avg 13.4 pts (second on the team), 3.4 rebs and 1.8 asts in 30.2 min per game, helping his team to a 27-7 overall record and 14-2 in conference, earning a spot in the NJCAA Division I Men's Basketball Tour... Led the Golden Norse with 21 pts in the tournament game... For the season shot 39.9% FG, including 31.4% from 3-point range, and 79.5% FT line...	
GP-S	mpg	ppg	rpg	apg	spg	fg%	3p%	ft%																								
19-20	4-0	2.5	1.3	0.0	0.3	0.3	.667	.500	.000																							
MW																																
	23 John Tonje G • 6-5 • 195 • Fr. Omaha, Neb. Omaha Central	<table border="1"> <thead> <tr> <th>GP-S</th> <th>mpg</th> <th>ppg</th> <th>rpg</th> <th>apg</th> <th>spg</th> <th>fg%</th> <th>3p%</th> <th>ft%</th> </tr> </thead> <tbody> <tr> <td>19-20</td> <td>17-0</td> <td>8.8</td> <td>3.8</td> <td>0.9</td> <td>0.4</td> <td>0.2</td> <td>.435</td> <td>.379</td> <td>.737</td> </tr> <tr> <td>MW</td> <td>5-0</td> <td>9.0</td> <td>4.2</td> <td>1.4</td> <td>0.4</td> <td>0.2</td> <td>.583</td> <td>.500</td> <td>1.000</td> </tr> </tbody> </table> <p>Career bests: Pts. - 9, at San Jose State (1/11/20) Reb. - 3, at Tulsa (12/21/19) Ast. - 2, vs. Utah Valley (12/1/19)</p>	GP-S	mpg	ppg	rpg	apg	spg	fg%	3p%	ft%	19-20	17-0	8.8	3.8	0.9	0.4	0.2	.435	.379	.737	MW	5-0	9.0	4.2	1.4	0.4	0.2	.583	.500	1.000	Season high 9 pts (3 3p) in win at SJSU (1/11)... Had 7 pts, 3 reb in 3ot win at Tulsa (12/21)... Averaged a Neb. Class A state-best 23.8 pts along with 6.1 rebs, 1.8 stls and 1.4 asts per game for the Eagles as a senior, leading them to a 22-6 overall record, 11-3 in conference and runner-up finish in the state tournament... Shot 50 percent from the field, 38 percent from the three-point arc, with his 73 triples leading Class A, and 82 percent at the free-throw line, also best in Class A... Set a school single-season scoring record as a sr and earned first team All-State by USA Today
GP-S	mpg	ppg	rpg	apg	spg	fg%	3p%	ft%																								
19-20	17-0	8.8	3.8	0.9	0.4	0.2	.435	.379	.737																							
MW	5-0	9.0	4.2	1.4	0.4	0.2	.583	.500	1.000																							
	31 Adam Thistlewood F • 6-6 • 200 • So. Golden, Colo. Golden HS	<table border="1"> <thead> <tr> <th>GP-S</th> <th>mpg</th> <th>ppg</th> <th>rpg</th> <th>apg</th> <th>spg</th> <th>fg%</th> <th>3p%</th> <th>ft%</th> </tr> </thead> <tbody> <tr> <td>19-20</td> <td>15-15</td> <td>27.8</td> <td>9.6</td> <td>3.7</td> <td>0.7</td> <td>0.7</td> <td>.454</td> <td>.415</td> <td>.725</td> </tr> <tr> <td>MW</td> <td>3-3</td> <td>27.3</td> <td>5.0</td> <td>2.3</td> <td>0.7</td> <td>0.2</td> <td>.294</td> <td>.273</td> <td>.500</td> </tr> </tbody> </table> <p>Career bests: Pts. - 20, vs. Washington State (11/27/19) Reb. - 9, vs. Denver (11/5/19) Ast. - 3, vs. Montana St. (11/14/18), at San Jose St. (2/20/19)</p>	GP-S	mpg	ppg	rpg	apg	spg	fg%	3p%	ft%	19-20	15-15	27.8	9.6	3.7	0.7	0.7	.454	.415	.725	MW	3-3	27.3	5.0	2.3	0.7	0.2	.294	.273	.500	Missed 3 gm with lower extremity injury... Hit GW with 16.9 to play over S. Dak. St. (12/10)... Career-best 20 pts (5-7 3p) in win over Wash St (11/27)... Then career-high 19 pts (5-7 3p), 7 reb in win over Omaha (11/13)... Had 15 pts, career-high 9 reb in win vs DU (11/5)... Scored 14 pts at UNM (3/2)... Had 14 pts (6-10 FG), 4 reb in win at Boise (2/27)... Had 16 pts (career-best 5 3p), 4 reb, 3 ast win win at SJSU (2/20)... Scored 16 pts (5-8 FG, 4-7 3p) in win vs. UNM (1/12)... Tied season high 17 pts vs NMSU (12/30)... Tallied 10 pts vs Ark (12/5)... Scored 17 pts, had 5 reb vs. LA (11/19)... Had
GP-S	mpg	ppg	rpg	apg	spg	fg%	3p%	ft%																								
19-20	15-15	27.8	9.6	3.7	0.7	0.7	.454	.415	.725																							
MW	3-3	27.3	5.0	2.3	0.7	0.2	.294	.273	.500																							
	32 Nico Carvacho F/C • 6-11 • 240 • R-Sr. Frisco, Texas Sunrise Christian [Kan.] Academy	<table border="1"> <thead> <tr> <th>GP-S</th> <th>mpg</th> <th>ppg</th> <th>rpg</th> <th>apg</th> <th>spg</th> <th>fg%</th> <th>3p%</th> <th>ft%</th> </tr> </thead> <tbody> <tr> <td>19-20</td> <td>18-18</td> <td>29.7</td> <td>12.6</td> <td>10.7</td> <td>1.9</td> <td>0.9</td> <td>.550</td> <td>.000</td> <td>.455</td> </tr> <tr> <td>MW</td> <td>5-5</td> <td>28.2</td> <td>11.0</td> <td>11.4</td> <td>1.6</td> <td>1.0</td> <td>.478</td> <td>.000</td> <td>.344</td> </tr> </tbody> </table> <p>Career bests: Pts. - 28, at UNLV (1/2/19) Reb. - 22, at Long Beach (12/22/18) Ast. - 7, at Nevada (2/25/18)</p>	GP-S	mpg	ppg	rpg	apg	spg	fg%	3p%	ft%	19-20	18-18	29.7	12.6	10.7	1.9	0.9	.550	.000	.455	MW	5-5	28.2	11.0	11.4	1.6	1.0	.478	.000	.344	Had 15 pts, 18 reb in 3ot win at Tulsa (12/21)... All-Tour Team at Cayman Classic... Had 16 pts, 14 reb win over Wash St (11/27)... Had 17 pts (15 in 2nd half) and 7 reb in win at LMU (11/16)... Dbl-dbl of 21 pts, 19 reb in win over Omaha (11/13)... Had 11 pts, 9 reb at #4 Duke (1/18)... Preseason All-MW and on Kareem Abdul-Jabbar Watch List... MW & CSU all-time leading rebounder... 41 career dbl-dbl (CSU record)... 2nd player in MW history with 400 rebs in a year... 22 dbl-dbls in '18-19 (CSU record)... 2nd straight 300-reb season... Career-high 28 pts, 20 reb at UNLV (1/2/19).
GP-S	mpg	ppg	rpg	apg	spg	fg%	3p%	ft%																								
19-20	18-18	29.7	12.6	10.7	1.9	0.9	.550	.000	.455																							
MW	5-5	28.2	11.0	11.4	1.6	1.0	.478	.000	.344																							