

NORTH TEXAS MEAN GREEN

2018 College Basketball Invitational Champions

2018-19 SCHEDULE

OVERALL: 10-1 | H: 6-0 | A: 2-1 | N: 2-0

NOVEMBER	TIME(ct)	TV	RESULT
6 Angelo St.	7:00pm	C-USA	W, 89-55
9 vs. Humboldt St. [^]	8:30pm	N/A	W, 93-48
10 vs. Portland [^]	8:30pm	N/A	W, 78-73
11 at Hawai'i [^]	10:00pm	BigWest.TV	W, 68-51
14 TAMUC	7:00pm	C-USA	W, 102-53
17 UMES	5:00pm	C-USA	W, 68-34
20 Maine	7:00pm	C-USA	W, 74-63
24 Saint Peters	3:00pm	C-USA	W, 75-66
27 at Oklahoma	7:00pm	FXSports	L, 73-57
DECEMBER	TIME(ct)	TV	RESULT
5 at Indiana St.	6:00pm	ESPN3	W, 80-69
8 UT-Arlington	5:00pm	C-USA	W, 63-61
18 at New Mexico	8:00pm	MWNetwork	
20 Arkansas - PB	7:00pm	C-USA	
29 at Rice*	2:00pm	ESPN3/+	
JANUARY	TIME(ct)	TV	RESULT
3 LA Tech*	7:00pm	ESPN3/+	
5 Southern Miss*	5:00pm	ESPN3/+	
10 at UTEP*	8:00pm	ESPN3/+	
12 at UTSA*	3:00pm	ESPN3/+	
19 Rice*	5:00pm	ESPN3/+	
24 UAB*	7:00pm	beIN	
26 Middle Tenn.*	5:00pm	ESPN3/+	
31 at ODU*	6:00pm	Stadium	
FEBRUARY	TIME(ct)	TV	RESULT
2 at Charlotte*	3:00pm	ESPN3/+	
7 Marshall*	7:00pm	beIN	
9 WKU*	5:00pm	Facebook	
14 at Florida Atl.*	6:00pm	ESPN3/+	
16 at FIU*	1:00pm	ESPN3/+	
23 C-USA Bonus*	TBA	TBA	
28 C-USA Bonus*	TBA	TBA	
MARCH	TIME(ct)	TV	RESULT
3 C-USA Bonus*	TBA	TBA	
6 C-USA Bonus*	TBA	TBA	
9 C-USA Bonus*	TBA	TBA	
13 C-USA Champ	TBA	TBA	
14 C-USA Champ	TBA	TBA	
15 C-USA Champ	TBA	TBA	
16 C-USA Champ	TBA	TBA	

All games can be heard on KNTU 88.1FM, KHYI 95.3FM, TuneIn app
[^] Outrigger Resort Rainbow Classic (Honolulu, HI)
 * C-USA Games

Join Mean Green men's head coach Grant McCasland and women's head coach Julie Mitchell every Monday starting Jan. 7th from noon-1pm at Rudy's BBQ in Denton for their weekly coaches show with the voice of the Mean Green Dave Barnett and Hank Dickenson.

THE MATCHUP

NORTH TEXAS MEAN GREEN (10-1, 0-0 C-USA)

Head Coach: Grant McCasland (Baylor, '99)
 Record at North Texas: 30-19 (2nd Season)
 Overall Record: 50-31 (3rd Season)



NEW MEXICO LOBOS (5-4, 0-0 MW)

Head Coach: Paul Weir (York University, '04)
 Record at New Mexico: 24-19 (2nd Season)
 Overall Head Coaching Record: 52-25 (2nd Season)

#GMG STORYLINES

- North Texas is 10-1 for the first time since the 1976-77 season when they started the year 11-1.
- North Texas is looking for its third non-conference road win, which would be the first time they've accomplished that since the 2010-11 team won at Texas St., at Texas Southern and at LSU. The 2010-11 team finished with a 22-11 record and lost to Little Rock in the Sun Belt Conference finals.
- North Texas is receiving seven top 25 votes in the USA Today Coaches Poll.
- Following its win versus UT Arlington, the Mean Green were the only team in C-USA that has five guys averaging 10+ points per game.
- North Texas is riding a 10-game home winning streak, which following its home win over UT Arlington was tied for the 20th longest active streak in the country.
- Ryan Woolridge finished the Mean Green's win at Indiana State with 12 points, 10 rebounds and 10 assists. It was UNT's first triple-double since Jesse Ratliff recorded one versus Sam Houston St. on Feb. 18, 1993. Woolridge completed the triple-double with eight minutes left in the game. It was Woolridge's first triple double at any level. It was the 12th triple-double in Division I this season.
- North Texas struggled a year ago in games decided by five or fewer going 7-7 in those. After last week's two-point win over UT Arlington, the Mean Green are 2-0 this season in such games.
- Junior Roosevelt Smart and senior Jordan Duffy were held scoreless in the Mean Green's most recent game. It was the first time since high school Smart, who set the UNT single season scoring record last year (742 points) had been held scoreless in a game and just the second time at UNT Duffy had been held scoreless.

GAMEDAY INFORMATION

DATE: Tuesday, Dec. 18, 2018 | 8:00 p.m. CT
LOCATION: Dreamstyle Arena - The Pit (Albuquerque, NM)
TV: Mountain West Network
TALENT: TBD
RADIO: KNTU 88.1 FM, KHYI 95.3 FM, TuneInAPP
TALENT: Dave Barnett (PxP), Hank Dickenson (Color)
STATS: MeanGreenStats.com | StatBroadcast
SERIES RECORD: UNM 2, UNT 0
SERIES NOTE: North Texas and New Mexico last played nearly exactly 28 years ago to do the day. They last played on Dec. 17, 1990, which is also the day UNT's DOBO Andy Schmitt was born.

A WIN WOULD

- Be the first time North Texas has ever beaten New Mexico.
- Improve UNT's non-conference record under Grant McCasland to 23-9.
- Give UNT 11 non-conference wins for the first time since the 2010-11 season when they went 11-2 in non-conference.

RECORD WATCH

- Ryan Woolridge is 38 steals away from Jesse Ratliff (1990-94) career steals record of 151. Woolridge is averaging two steals a game.
- Ryan Woolridge now has 347 career assists and sits in third in the program-history. Woolridge is 3 assists behind Walter Johnson (1975-77) who has the second-most with 350. Pat Hicks (1979-83) owns the program record with 526.



ryan WOOLRIDGE

BY THE NUMBERS

	77.0	47.4	38.0	37.9	14.5	2.8	6.9	58.7	39.1	27.6	1.2
	POINTS	FG%	3FG%	REBS	ASTS	BLKS	STLS	SCORING DEFENSE	FG% DEFENSE	3FG% DEFENSE	AST-TO RATIO
	80.2	43.8	37.7	35.1	13.2	3.1	7.0	83.4	46.8	36.2	0.9

#BELIEVESERVECOMPETE



@MEANGREENMBB



@MEANGREENMBB



@MEANGREENMBB

> NUMERICAL ROSTER

No.	Name	Pos.	Ht.	Wt.	Class	Hometown/Previous School
0	Ryan Woolridge	Guard	6-3	175	Junior	Mansfield, TX/ San Diego/ Lake Ridge HS
1	Umoja Gibson	Guard	6-1	160	R-Freshman	Waco, TX/ University HS
2	Jorden Duffy	Guard	6-1	170	Senior	Salisbury, MD/ San Jacinto College/ James M. Bennett HS
3	Roosevelt Smart	Guard	6-3	185	Junior	Chicago, IL/ New Mexico JC/ Palatine HS
5	Abdul Mohamed	Guard	6-7	190	Junior	Ottawa, Ontario/ Gillette College (Wy.)/ Bell HS
10	Jahmiah Simmons	Forward	6-4	215	R-Sophomore	St. Thomas, USVI/ Arkansas State/ Pace HS
11	JJ Murray	Guard	6-1	180	Junior	Rowlett, TX/ Eastfield College/ Rowlett HS
13	Mark Tikhonenko	Forward	6-10	210	R-Freshman	Moscow, Russia/ Mt. Zion Prep (Md.)
15	John Weger	Guard	6-3	160	Freshman	Muenster, TX/ Muenster High School
20	Tope Arikawe	Forward	6-8	220	Senior	Lagos, Nigera/ Panola College/ Covenant Academy (Ga.)
22	Larry Wise	Guard	6-5	185	Freshman	Waxahachie, TX/ Waxachie HS
23	Michael Miller	Guard	6-3	170	Senior	Michigan City, IN/ Shawnee CC/ Michigan City HS
24	Zachary Simmons	Forward	6-10	235	Sophomore	Abilene, TX/ Cedar Hill HS
35	Shakeem Alcindor	Forward	6-8	215	Freshman	St. Croix, USVI/ Link Year Prep (Mo.)
55	DJ Draper	Guard	5-10	165	R-Junior	Bedford, TX/ Birdville HS

> COACHING & SUPPORT STAFF

Title	Name	Experience	Alma Mater
Head Coach	Grant McCasland	Second Year	Baylor ('99)
Associate Head Coach	Ross Hodge	Second Year	Texas A&M Commerce ('03)
Assistant Coach	Jareem Dowling	Second Year	Maryland Eastern Shore ('05)
Assistant Coach	Matt Brauer	First Year	Wichita State ('08)
Director of Operations	Andy Schmitt	First Year	Illinois ('13)
Strength and Conditioning	Phil Baier	Second Year	Springfield ('13)
Director of Scouting	Andrew Hudiburg	Second Year	Baylor ('14)
Athletic Trainer	Will Rath	Second Year	Saint Louis ('15)

>BY LOCATION

Canada [1]

Abdul Mohamed (Ontario)

Illinois [1]

Roosevelt Smart (Chicago)

Indiana [1]

Michael Miller (Michigan City)

Maryland [1]

Jorden Duffy (Salisbury)

Nigera [1]

Tope Arikawe (Lagos)

Russia [1]

Mark Tikhonenko (Moscow)

Texas [7]

DJ Draper (Bedford)

Umoja Gibson (Waco)

JJ Murray (Rowlett)

Zachary Simmons (Abilene)

John Weger (Muenster)

Larry Wise (Waxahachie)

Ryan Woolridge (Mansfield)

U.S. Virgin Islands [2]

Shakeem Alcindor (St. Croix)

Jahmiah Simmons (St. Thomas)

>BY CLASS

Freshmen [5]

Shakeem Alcindor

Umoja Gibson*

Mark Tikhonenko*

John Weger

Larry Wise

Sophomores [2]

Jahmiah Simmons*

Zachary Simmons

Juniors [5]

DJ Draper*

Abdul Mohamed

JJ Murray

Roosevelt Smart

Ryan Woolridge

Seniors [3]

Tope Arikawe

Jorden Duffy

Michael Miller

*Indicates Redshirt

>BY PRONUNCIATION

Shakeem Alcindor (**al-cin-der**)

Tope Arikawe (**toe-pae r-eeek-uh-way**)












Umoja Gibson (**oo-mo-jah**)

Jamiah Simmons (**jah-my-uh**)

Mark Tikhonenko (**teek-ho-noon-ko**)

John Weger (**we-ger**)

> KEY CONTRIBUTORS

0		<p>Ryan Woolridge 6-3 · Jr. · G · Mansfield, TX</p> <p>PPG: 13.1 RPG: 6.0 APG: 5.7 FT%: 62.0 MPG: 33.1</p> <p>NOTABLE: Set the school record for assists last season by dishing out 221 assists. A quick very athletic and bouncy guard who transferred to UNT midway through his freshman season to be closer to his mom who was battling cancer.</p> <p>UNT CAREER STATS PPG: 11.8 RPG: 5.2 APG: 5.2 FT%: 54.9 MPG: 33.7</p>
1		<p>Umoja Gibson 6-1 · R-Fr. · G · Waco, TX</p> <p>PPG: 13.7 RPG: 2.3 APG: 1.4 FT%: 83.9 MPG: 25.6</p> <p>NOTABLE: An above average shooter. Started the first two games of last year but broke his leg in the first half of the second game. In UNT's three games in Italy this summer he was second on the team in scoring.</p> <p>UNT CAREER STATS PPG: 13.2 RPG: 2.5 APG: 1.6 FT%: 81.8 MPG: 24.8</p>
2		<p>Jordan Duffy 6-1 · Sr. · G · Salisbury, MD</p> <p>PPG: 10.1 RPG: 4.5 APG: 2.2 FT%: 72.0 MPG: 28.5</p> <p>NOTABLE: A very competitive but quiet senior who battled through four different injuries last season until the six-game CBI Tournament where he averaged 18 points per game and made 18-of-35 (51.4%) from deep.</p> <p>UNT CAREER STATS PPG: 9.2 RPG: 3.6 APG: 1.7 FT%: 74.2 MPG: 22.7</p>
3		<p>Roosevelt Smart 6-3 · Jr. · G · Chicago, IL</p> <p>PPG: 10.5 RPG: 2.8 APG: 1.6 FT%: 100 MPG: 26.0</p> <p>NOTABLE: 2018-19 C-USA Preseason First-Team All-Conference...2018 C-USA Second-Team All-Conference... Set the school record for points (742) and three-pointers (133) in a season last year. Crazy shot maker.</p> <p>UNT CAREER STATS PPG: 18.7 RPG: 4.0 APG: 0.9 FT%: 88.9 MPG: 32.3</p>
10		<p>Jahmiah Simmons 6-4 · R-Soph. · F · St. Thomas, USVI</p> <p>PPG: 4.6 RPG: 4.9 APG: 1.2 FT%: 68.2 MPG: 20.8</p> <p>NOTABLE: Came to UNT from Arkansas State with head coach Grant McCasland. Sat out last season due to transfer rules. Plays on the U.S. Virgin Island National Team. Left-handed.</p> <p>UNT CAREER STATS PPG: 4.6 RPG: 4.9 APG: 1.2 FT%: 68.2 MPG: 20.8</p>
13		<p>Mark Tikhonenko 6-10 · Fr. · F · Moscow, Russia</p> <p>PPG: 3.0 RPG: 2.3 APG: 0.8 FT%: 0.0 MPG: 10.8</p> <p>NOTABLE: Three-point shooter who sat out last season and earned a redshirt. The son of of Valeri Tikhonenko who won a gold medal at the 1988 Summer Olympics for the Soviet Union and was selected by the Atlanta Hawks in the 1986 NBA draft.</p> <p>UNT CAREER STATS PPG: 3.0 RPG: 2.3 APG: 0.8 FT%: 0.0 MPG: 10.8</p>
20		<p>Tope Arikawe 6-8 · Sr. · F · Lagos, Nigeria</p> <p>PPG: 2.2 RPG: 1.4 APG: 0.0 FT%: 60.0 MPG: 6.0</p> <p>NOTABLE: A strong and physical post player who comes off the bench for the Mean Green and earns his touches near the basket. A vocal leader on the team.</p> <p>UNT CAREER STATS PPG: 3.6 RPG: 3.2 APG: .07 FT%: 63.3 MPG: 10.4</p>
23		<p>Michael Miller 6-3 · Sr. · G · Michigan City, IN</p> <p>PPG: 9.4 RPG: 4.7 APG: 1.5 FT%: 69.2 MPG: 22.8</p> <p>NOTABLE: An athletic guard who took his game to another level in last season's CBI Tournament when he changed from being a left-handed shooter to right-handed and was an every day starter. A guard who primarily plays the 4.</p> <p>UNT CAREER STATS PPG: 5.1 RPG: 3.1 APG: 0.7 FT%: 69.8 MPG: 15.1</p>
24		<p>Zachary Simmons 6-10 · Soph. · F · Abilene, TX</p> <p>PPG: 12.4 RPG: 6.6 APG: 0.6 FT%: 75.8 MPG: 26.7</p> <p>NOTABLE: A very smart post player who coach McCasland sometimes says jokingly is too smart for his own good. Set the school record for field goal percentage in a season at .662 as just a freshman. Looking to expand his range.</p> <p>UNT CAREER STATS PPG: 7.8 RPG: 5.5 APG: 0.41 FT%: 63.2 MPG: 22.0</p>
35		<p>Shakeem Alcindor 6-8 · Fr. · F · St. Croix, USVI</p> <p>PPG: 2.3 RPG: 2.7 APG: 0.0 FT%: 50.0 MPG: 8.3</p> <p>NOTABLE: Not related to Lou Alcindor (Kareem Abdul Jabbar)...Has only played basketball for roughly five years...One of the top prospects in U.S. Virgin Islands that has produced NBA players such as Tim Duncan and Raja Bell.</p> <p>UNT CAREER STATS PPG: 2.3 RPG: 2.7 APG: 0.0 FT%: 50.0 MPG: 8.3</p>
55		<p>DJ Draper 5-10 · R-Jr. · G · Bedford, TX</p> <p>PPG: 5.7 RPG: 1.3 APG: 1.3 FT%: 83.3 MPG: 20.8</p> <p>NOTABLE: A former walk-on who redshirted his freshman season and barely played his first eligible year but earned a scholarship after last season. The only UNT player who has been in Denton for over three years.</p> <p>UNT CAREER STATS PPG: 4.2 RPG: 1.1 APG: 0.6 FT%: 72.7 MPG: 15.0</p>

STARTER BASED ON MOST RECENT GAME
RESERVE

> QUICK FACTS

ABOUT NORTH TEXAS

LOCATION	Denton, TX
ENROLLMENT	35,373
FOUNDED	1890
NICKNAME	Mean Green
SCHOOL COLORS	Green and White
FACILITY	The Super Pit
CAPACITY	10,500
AFFILIATION	NCAA D1
CONFERENCE	Conference USA
ATHLETIC DIRECTOR	Wren Baker
PRESIDENT	Dr. Neal J Smatresk

TEAM

2018-19 RECORD	10-1
2018-19 C-USA RECORD	0-0
2017-18 RECORD	20-18
2017-18 C-USA RECORD	8-10
LETTER WINNERS R/L	7/5
NEWCOMERS	8

HISTORY

FIRST SEASON	1916-17 (4-6)
SEASONS	101
ALL-TIME RECORD	1,155-1,306-1
LAST NCAA TOURNAMENT	2010
BEST SINGLE SEASON	'75-'76 (22-4, 846)
MOST CONSECUTIVE WINS	14 ('77-'78)
C-USA RECORD (5yrs)	31-57

COMMUNICATIONS

ASSISTANT DIRECTOR (MBB)	Luke Della
E-MAIL	luke.della@unt.edu
OFFICE PHONE	940-369-7980
CELL PHONE	510-725-2130
TWITTER	@LukeDella
ATHLETIC WEBSITE	MeanGreenSports.com

> NORTH TEXAS MEAN GREEN

Thank you for your coverage of the North Texas Mean Green men's basketball team.

When referring to our team, please call us North Texas, UNT and/or The Mean Green.

Please do not call us North Texas State, NT or the Eagles.

Thank you,
GMG

CORRECT: North Texas, UNT, Mean Green

WRONG: North Texas State, NT, Eagles

> Mean JOE GREENE

While NFL Hall of Famer and North Texas Athletic Hall of Famer (1981) Joe Greene is one of most beloved alums (1969) and most successful ones too and one that remains a constant presence on campus, Joe Greene's nickname "Mean Joe Greene" is not how we got our nickname. It is a coincidence.

Our nickname began around when Greene was a student-athlete at North Texas in the late 1960s, however, it was in reference to the entire stout defense and team, which of course wore green uniforms.

Joe Greene didn't earn his nickname until his professional playing career with the Pittsburgh Steelers.

> Media INFORMATION

PRACTICES

Practices are open to the public, but reporters wishing to interview coaches and/or players before or after practice should contact Luke Della at least 24 hours in advance.

INTERVIEW POLICY

All player and coach interview requests must be directed through the Athletic Communications office. Reporters should submit interview requests at least 24 hours in advance with men's basketball contact Luke Della (510-725-2130) or via email luke.della@unt.edu

POST-GAME PROCEDURES

Head Coach Grant McCasland will be available for all media approximately 15 minutes after the conclusion of the game. Player interviews will also be done after a 10-minute cooling-off period. Contact Luke Della in the second half of the game to setup an interview.

CREDENTIALS

For media members requesting passes for Mean Green games, please contact the UNT Athletic Communications office at least 24 hours in advance.

PRESS PARKING

No parking passes are available. The media is encouraged to park in the Fouts Parking Lot where it is free.

BROADCAST RIGHTS

Visiting radio stations are welcome. "Official" stations are provided courtesy phone lines as well as ethernet ports.

MeanGreenSports.com

UNT's official athletics website has up-to-date information on all Mean Green athletic programs. You can obtain this information at MeanGreenSports.com. It is updated by the UNT Athletic Communication staff/

GRANT McCASLAND



HEAD COACHING RECORDS

At North Texas: 30-19

2018-19 > 10-1
2017-18 > 20-18

At Arkansas State: 20-12

2016-17 > 20-12

At Midwestern*: 56-12

2010-11 > 25-9
2009-10 > 31-3

*D2

Overall Record D1 Record: 46-30 (3rd year)

BY THE NUMBERS

20	UNT's 20 wins last year were the second-most by a first-year UNT coach
5	UNT's 12 win improvement in 2017-18 was the fifth-best in the nation
18	McCasland is the program's 18th head coach
1	McCasland led UNT to its first NCAA postseason tournament championship

PERSONAL INFO

Born: **Oct. 14, 1976**

Hometown: **Irving, TX**

Alma Mater: **Baylor ('99)**

Wife: **Cece**

Children: **Amaris, Jett, Jersey, Beckett**

Date Named Head Coach: **March 13, 2017**

HEAD COACH
2nd Season At UNT
3rd Season Overall

Grant McCasland has taken Mean Green men's basketball to new heights after a 12-win improvement, fifth-best in the nation, last season in his first year at UNT. His 20 wins were the second-most by a first-year head coach in school history and he led North Texas to the 2018 College Basketball Invitational Championship, its first NCAA postseason tournament victory.

McCasland also helped North Texas break multiple team records: most points scored (2,828), total rebounds (1,451) and three-pointers made (302). Individually, Roosevelt Smart broke the school record for total points scored (742), three-pointers made (133) and was named CBI MVP. Smart also earned second team all-district honors and all-conference. Ryan Woolridge broke the school record for most assists with 221, breaking a mark that was set in 1976-77. Zachary Simmons, a then freshman, took down the school record for field goal percentage at 66.2 percent.

McCasland came to Denton as an 18-year coaching veteran and arrived after leading Arkansas State to a 20-win season for only the fourth time in ASU history. McCasland's career winning percentage was an eye-popping 80 percent. The 20-12 record during his inaugural season at ASU was a 10-win improvement, which was the second-best turnaround in NCAA Division I basketball that year. Under McCasland's guidance, the Red Wolves picked up eight non-conference wins over Division I opponents for the first time since 1990-91. McCasland has won 10 different coach of the year awards during his career.

Prior to Arkansas State, McCasland spent five seasons as an assistant coach at Baylor, helping lead the Bears to NCAA Tournament appearances in 2012, 2014, 2015 and 2016. The Bears also won their first-ever postseason title in program history in 2013, capturing the National Invitational Tournament (NIT) championship. Prior to Baylor, he spent two seasons as head coach at Midwestern State and led the program to back-to-back Elite Eight appearances in the NCAA Division II Tournament.

McCasland also has head coaching experience at the junior college level, leading Midland College to the 2007 NJCAA National Championship.

THE SUPER PIT



Super Pit Facts

Year Opened: 1973

Capacity: 10,500

Largest Crowd: 10,600 vs. SMU (1/22/77)

First Game: 12/7/73, UNT 103, TCU 93

Longest Home Winning Streak: 20 (1975-77)

Undefeated Home Seasons: 1975-76 (14-0), 1977-78 (14-0)

Most Wins At Home: 15 (2007-08)

Largest Avg. Attendance: 5,521 (1976-75)

BY THE NUMBERS

387-225

All-time record at the Super Pit

.632

All-time winning percentage at the Super Pit

10

Current winning home winning streak, which is the 20th best in the country.

20-6

Grant McCasland's UNT home record.

Year	Avg. Attendance	Home Record
1973-74	n/a	10-5
1974-75	n/a	4-8
1975-76	4,396	14-0
1976-77	5,521	10-2
1977-78	3,661	14-0
1978-79	n/a	6-6
1979-80	n/a	7-5
1980-81	n/a	9-4
1981-82	2,776	8-3
1982-83	2,603	9-6
1983-84	1,465	5-7
1984-85	1,243	4-7
1985-86	1,508	8-5
1986-87	2,523	8-4
1987-88	2,927	9-4
1988-89	3,406	8-4
1989-90	2,571	2-10
1990-91	2,749	11-2
1991-92	2,619	7-4
1992-93	1,959	5-7
1993-94	2,206	8-4
1994-95	2,406	9-5
1995-96	2,314	9-3
1996-97	1,939	6-6
1997-98	2,502	3-6
1998-99	2,340	3-7
1999-00	2,633	5-7
2000-01	1,542	3-9
2001-02	1,809	10-3
2002-03	2,159	3-8
2003-04	2,031	9-3
2004-05	2,285	9-6
2005-06	2,147	11-4
2006-07	2,067	13-3
2007-08	3,178	15-2
2008-09	3,084	11-4
2009-10	2,716	12-2
2010-11	3,552	14-2
2011-12	4,006	10-4
2012-13	3,518	8-7
2013-14	2,514	9-7
2014-15	2,606	11-6
2015-16	1,979	11-7
2016-17	2,089	7-11
2017-18	2,664	14-6
2018-19	2,437	6-0

> THE POLLS

C-USA PRESEASON POLL >>

- 1. WKU (9)
- 2. Marshall (5)
- 3. Old Dominion
- 4. **North Texas**
- 5. UTSA
- 6. LA Tech
- 7. Southern Miss
- 8. UAB
- 9. Middle Tennessee
- 10. FIU
- 11. UTEP
- 12. Florida Atlantic
- 13. Charlotte
- 14. Rice

C-USA PRESEASON TEAM >>

- Jon Davis **Charlotte**
- Daquan Bracey **LA Tech**
- Jon Elmore **Marshall**
- C.J. Burks **Marshall**
- Roosevelt Smart** **North Texas**
- Ahmad Caver **Old Dominion**
- B.J. Stith **Old Dominion**
- Zack Bryant **UAB**
- Jhivvan Jackson **UTSA**
- Taveion Hollingsworth **WKU**
- Desean Murray **WKU**

AP TOP 25 Dec. 9>>

- 1..... Kansas (57)
- 2..... Duke (4)
- 3..... Tennessee (1)
- 4..... Gonzaga (1)
- 5..... Michigan (1)
- 6..... Virginia (1)
- 7..... Nevada
- 8..... Auburn
- 9..... Michigan State
- 10..... Florida State
- 11..... Texas Tech
- 12..... North Carolina
- 13..... Virginia Tech
- 14..... Buffalo
- 15..... Ohio State
- 16..... Wisconsin
- 17..... Villanova
- 18..... Mississippi State
- 19..... Kentucky
- 20..... Arizona State
- 21..... Marquette
- 22..... Iowa
- 23..... Furman
- 24..... Houston
- 25..... Indiana, Syracuse, K-State

> THE POLLS

C-USA RPIs (end of 17-18) >>

- 30..... Middle Tennessee
- 32..... WKU
- 74..... Old Dominion
- 78..... Marshall
- 150..... UAB
- 184..... UTSA
- 188..... **North Texas**
- 192..... LA Tech
- 204..... Southern Miss
- 269..... Florida Atlantic
- 289..... UTEP
- 290..... FIU
- 321..... Charlotte
- 322..... Rice

NET RANKINGS (Dec. 15) >>

- 1..... Virginia
- 2..... Michigan
- 3..... Duke
- 4..... Texas Tech
- 5..... Kansas
- 6..... Tennessee
- 7..... Nevada
- 8..... Michigan State
- 9..... Wisconsin
- 10..... Houston
- 11..... North Carolina
- 12..... Buffalo
- 13..... Gonzaga
- 14..... Auburn
- 15..... Nebraska
- 16..... Mississippi State
- 17..... NC State
- 18..... Oklahoma
- 19..... Louisville
- 20..... San Francisco
- 21..... Indiana
- 22..... Marquette
- 23..... Virginia Tech
- 24..... Ohio State
- 25..... Arizona State
- 53..... North Texas**

2018-19 C-USA STANDINGS (as of Dec. 17)

School	Conf.	CPCT.	Overall	PCT.
North Texas	0-0	0.000	10-1	0.909
FIU	0-0	0.000	8-2	0.800
Louisiana Tech	0-0	0.000	9-3	0.750
Old Dominion	0-0	0.000	8-3	0.727
Southern Miss	0-0	0.000	7-3	0.700
Florida Atlantic	0-0	0.000	7-3	0.700
Marshall	0-0	0.000	7-4	0.636
UAB	0-0	0.000	6-4	0.600
WKU	0-0	0.000	5-5	0.500
UTEP	0-0	0.000	4-5	0.444
Rice	0-0	0.000	4-7	0.364
UTSA	0-0	0.000	3-7	0.300
Charlotte	0-0	0.000	2-5	0.286
Middle Tennessee	0-0	0.000	3-8	0.273

> C-USA POTWs

Player of the Weeks >>

- N12: Jon Davis, Charlotte
- N:19: Brian Beard, Jr., FIU
- N26: Evan Gilyard, UTEP
- D03: B.J. Stith, ODU
- D10: B.J. Stith, ODU

Freshmen of the Weeks >>

- N12: Charles Bassey, WKU
- N19: Charles Bassey, WKU
- N26: Evan Gilyard, UTEP
- D03: Jordan Lathon, UTEP
- D10: Charles Bassey, WKU

BEST IN C-USA >>

North Texas' No. 53 NCAA Net Ranking is the highest in Conference USA by 25 spots ahead of Old Dominion who is ranked No. 77. Their No. 42 ranking on Dec. 6 is the highest its been all year.

TOP 25 VOTES >>

North Texas received seven votes in the USA Today Coaches Poll this week.

TOURNAMENT PROJECTION >>

Thursday Dec. 7 marked 100 days until Selection Sunday and college basketball reporter Andy Katz came out with his NCAA Tournament projects. He had UNT as a No. 14 seed facing No. 3 seed Wisconsin in Des Moines, Iowa.

> MISCELLANEOUS STATS**DOUBLE-FIGURE SCORING GAMES**

Player	16-17	17-18	18-19	Career
Ryan Woolridge	9	24	9	42
Roosevelt Smart		32	3	36
Zachary Simmons		11	5	16
Jordan Duffy		6	4	10
DJ Draper	-	7	2	9
Umoja Gibson		1	6	7
Michael Miller		3	4	7
Tope Arikawe		4	-	4
Jahmiah Simmons			1	1

20-POINT SCORING GAMES

Player	16-17	17-18	18-19	Career
Roosevelt Smart		20	-	20
Ryan Woolridge	2	7	1	10
Umoja Gibson		-	3	3
Jordan Duffy		1	1	2
Zachary Simmons		-	2	2
DJ Draper	-	1	-	1

30-POINT SCORING GAMES

Player	16-17	17-18	18-19	Career
Roosevelt Smart		5	-	5
Jordan Duffy		1	-	1
Umoja Gibson		-	1	1

3+ THREE-POINTERS IN A GAME

Player	16-17	17-18	18-19	Career
Roosevelt Smart		28	3	31
DJ Draper	-	6	2	8
Jordan Duffy		4	3	7
Umoja Gibson		1	4	5
Michael Miller		1	1	2
Ryan Woolridge	-	-	1	1
Mark Tikhonenko		-	1	1

DOUBLE-FIGURE REBOUNDING GAMES

Player	16-17	17-18	18-19	Career
Zachary Simmons		3	2	5
Ryan Woolridge	2	-	1	3
Roosevelt Smart		1	-	1
Tope Arikawe		1	-	1
Michael Miller		-	1	1

DOUBLE-DOUBLES

Player	16-17	17-18	18-19	Career
Ryan Woolridge	1	2	1	4
Zachary Simmons		1	-	1
Tope Arikawe		1	-	1
Roosevelt Smart		1	-	1

5+ ASSISTS IN A GAME

Player	16-17	17-18	18-19	Career
Ryan Woolridge	5	25	7	37
Jordan Duffy		-	2	2
Umoja Gibson		-	1	1

3+ STEALS IN A GAME

Player	16-17	17-18	18-19	Career
Ryan Woolridge	6	6	4	16
DJ Draper	-	3	1	4
Roosevelt Smart		1	1	2
Umoja Gibson		-	2	2
Zachary Simmons		1	-	1

3+ BLOCKS IN A GAME

Player	16-17	17-18	18-19	Career
Zachary Simmons		4	2	6
Ryan Woolridge	-	2	-	2

> CAREER STARTS & MINS**CAREER STARTS >>**

Ryan Woolridge	61
Roosevelt Smart	40
Zachary Simmons	40
Jordan Duffy	17
Umoja Gibson	11
Jahmiah Simmons	9
Michael Miller	8
Tope Arikawe	3
DJ Draper	1

CONSECUTIVE STARTS >>

Ryan Woolridge	59
Zachary Simmons	18
Jordan Duffy	17
Michael Miller	2
Roosevelt Smart	2

CAREER GAMES PLAYED >>

Ryan Woolridge	70
DJ Draper	61
Zachary Simmons	48
Tope Arikawe	42
Roosevelt Smart	42
Michael Miller	41
Jordan Duffy	37
Umoja Gibson	13
Jahmiah Simmons*	11
Mark Tikhonenko	6
Shakeem Alcindor	3
John Weger	2

CAREER MINS PLAYED >>

Ryan Woolridge	2325(33.7/g)
Roosevelt Smart	1378(32.8/g)
Zachary Simmons	1056(22.0/g)
DJ Draper	913(15.0/g)
Jordan Duffy	839(22.7/g)
Michael Miller	618(15.1/g)
Tope Arikawe	435(10.5/g)
Umoja Gibson	322(24.8/g)
Jahmiah Simmons*	229(20.8/g)
Mark Tikhonenko	65(10.8/g)
Shakeem Alcindor	25(8.3/g)
John Weger	14(7/g)

* Transfer from Arkansas St.

> CARRER ACTIVE LEADERS**POINTS >>**

Ryan Woolridge	828
Roosevelt Smart	784
Zachary Simmons	375
Jordan Duffy	341
DJ Draper	258
Michael Miller	211
Umoja Gibson	172
Tope Arikawe	152
Jahmiah Simmons*	51
Mark Tikhonenko	18
Shakeem Alcindor	7
John Weger	1

REBOUNDS >>

Ryan Woolridge	365
Zachary Simmons	264
Roosevelt Smart	169
Jordan Duffy	135
Tope Arikawe	131
Michael Miller	128
DJ Draper	65
Jahmiah Simmons*	53
Umoja Gibson	33
Mark Tikhonenko	14
Shakeem Alcindor	8
John Weger	1

ASSISTS >>

Ryan Woolridge	347
Jordan Duffy	53
Roosevelt Smart	41
DJ Draper	37
Michael Miller	31
Zachary Simmons	22
Umoja Gibson	21
Jahmiah Simmons*	12
Mark Tikhonenko	5
Tope Arikawe	3

THREE-POINTERS >>

Roosevelt Smart	143
DJ Draper	68
Jordan Duffy	60
Umoja Gibson	37
Ryan Woolridge	34
Michael Miller	23
Mark Tikhonenko	4
Zachary Simmons	1

* Transfer from Arkansas St.

> NEWS & NOTES

LARGEST JUMP >>

After winning the 2018 CBI title, North Texas was picked in the 2018 C-USA Preseason Coaches Poll to finish fourth. That's seven spots higher than they were picked in the 2017 poll. No other school in C-USA made that large of a jump.

133 THREES >>

Roosevelt Smart made a school record 133 three-pointers last season, which would have also been a school record at all 13 other Conference USA schools. Marshall's Keith Veney's school record of 130 in 1996-97 is the closest to Smart's record.

Steph Curry's 162 three-pointers at Davidson in 2007-08 is the NCAA record for a single season.

IMPROVED FREE THROWS >>

In its last five games, North Texas is shooting 75.8 percent (72-95) at the free throw line. It's a drastic improvement from the 66 percent the Mean Green shot in the first six games prior.

SMALL BALL >>

With an average height of just 6-foot-3.5 (76.2 inches), North Texas is one of the shortest teams in the country and the second shortest team in C-USA.

AVERAGE C-USA HEIGHT

1. WKU	6-4.91
2. Marshall	6-4.83
3. Rice	6-4.80
4. FAU	6-4.60
5. Charlotte.....	6-4.41
6. ODU	6-4.33
7. UTEP.....	6-4.25
8. LA Tech.....	6-4.22
9. UTSA	6-4.21
10. UAB	6-3.83
11. FIU	6-3.56
12. Middle Tennessee.....	6-3.50
<i>North Texas</i>	<i>6-3.50</i>
14. Southern Miss	6-3.33

1K >>

Roosevelt Smart is looking to become just the fifth Mean Green basketball player to score 1,000+ points in his first two seasons with UNT. The last to do it was Chris Davis who scored 1,091 points in his first two seasons in Denton from 1999-2001.

After scoring 16 points on Tuesday versus Indiana St, Smart has 784 career points and is 216 away from 1,000.

MORE THREES >>

Last season UNT made a school record 302 three-pointers. Its 103 three-pointers this season is 16 more than North Texas had at this point last year.

HOME SWEET HOME >>

North Texas has won 10 straight games at home, which is tied for the 20th best active home winning streak in the nation and is the best active home winning streak in C-USA behind Old Dominion's 11 consecutive wins. The last time UNT won 10+ games in a row at home was from 2009-10 when they won 19 in a row.

THE NON-CONF. SLATE >>

North Texas will face 13 teams in its non-conference schedule, four of which were picked to finish in the top five of their respective preseason conference standings.

Opponent	Conf.	Picked
Angelo St.	Lone Star	4
Humboldt St.	CCAA	12
Portland	WCC	10
Hawaii	Big West	6
TAMU-Commerce	Lone Star	1
UMES	MEAC	11
Maine	AEC	T7
Saint Peter's	MAAC	10
Oklahoma	Big 12	8
Indiana St.	MVC	6
UTA	Sun Belt	11
New Mexico	MWC	3
UAPB	SWAC	3

CLOSE CALLS >>

Winning close games has been a point of emphasis for second-year head coach Grant McCasland to his team this season. Last year alone, UNT was in 14 games decided by 5 or less points. They were 7-7 in those games.

So far this year they are 2-0.

GAMES DECIDED BY 5 OR LESS

Date	Opponent	Score	Result
12/8/18	UT Arlington	63-61 (+2)	Win
11/10/18	vs. Portland	78-73(+5)	Win
3/3/18	UTEP	68-66(-2)	Loss
2/22/18	at FIU	69-68(-1)	Loss
2/17/18	Marshall	74-72(-2)	Loss
2/3/18	Rice	74-70(+4)	Win
1/27/18	FIU	69-67(+2)	Win
1/18/18	at LA Tech	66-65(-1)	Loss
1/6/18	Old Dominion	63-60(-3)	Loss
1/4/18	Charlotte	70-68(-2)	Loss
12/30/18	at UTSA	72-71(+1)	Win
12/28/18	at UTEP	63-62(+1)	Win
12/16/17	at San Diego	86-83ot(+3)	Win
12/6/17	Indiana St.	79-76ot(+3)	Win
12/2/17	at UTA	65-60(-5)	Loss
11/27/17	Grambling St.	82-77(+5)	Win

LOOKING AHEAD >>

North Texas blew by its first eight non-conference opponents winning by an average margin of 27.9, which ranked seventh-best in the nation. However, they've hit the most difficult stretch of its non-conference schedule, its first eight opponents' records combined was 24-28 (.461). But these group of four opponents are combined for a 23-15 (.605) record as of Monday Dec. 17.

Upcoming Opponents	Record	Result
11/27 at Oklahoma	9-1	L, 73-57
12/5 at Indiana St.	6-3	W, 80-69
12/8 UT-Arlington	3-7	W, 63-61
12/18 at New Mexico	5-4	

SCORELESS >>

For the first time in his collegiate career, Roosevelt Smart was held scoreless on Dec. 8 versus UT- Arlington. He had never been held scoreless at UNT or New Mexico Junior College. The last time Smart was held scoreless in a non AAU game was his sophomore year of high school.

> NEWS & NOTES

MOP >>

Ryan Woolridge was named the 2018 Outrigger Resorts Rainbow Classic Most Outstanding Player after averaging 15 points per game, 7.7 rebounds and 6.5 assists per game. He played all 40 minutes versus Hawai'i on Sunday.

GUARD OFFENSE >>

72.6 percent of North Texas' 847 points this season has come from its guards. UNT's guards have scored a total of 615 points, which is an average of 55.6 points per game and

34 POINTS >>

North Texas held Maryland Eastern Shore to 34 points on Nov. 17. It's the fewest points allowed by a UNT team in since they held Midwestern State to 30 points in 1947.

CBI SUCCESS >>

Last season's CBI Finals teams — North Texas and San Francisco — are off to great starts to the season. The Mean Green and Dons combined own a 20-2 record.

Previous recent CBI winners have also had success in the NCAA Tournament, such as Nevada (2016 champ) who the Sweet 16 last year and Loyola Chicago (2015 champ) who made the Final Four last year.

BACK IN THE STARTING 5 >>

Since being inserted in the starting lineup on Dec. 5 at Indiana State, Michael Miller leads the team in scoring with 14.0 ppg and is third in rebounds 5.0 per game. North Texas is 2-0.

75 PERCENT >>

North Texas returned 75 percent of its offensive from last year. UNT's returners scored 2,140 of its 2,828 total points last season.

NEW TO THE PROGRAM >>

Thirteen of North Texas' 15 players are in their second or first season with UNT.

Redshirt junior DJ Draper is the only one who is entering his fourth season with the Mean Green. Junior Ryan Woolridge has been at UNT for 2.5 years after transferring midway through his freshman year to Denton.

ISLAND FLAVOR >>

North Texas' Jahmiah Simmons and Shakeem Alcindor are both natives of the U.S. Virgin Islands. UNT assistant coach Jareem Dowling is also a native of the USVI and is the head coach of its national team.

The Mean Green women's basketball team's Anisha George is also from the USVI. She is from the same city as Shakeem Alcindor (St. Croix) and have known one another for years.

NATIONAL TEAM >>

North Texas' Jahmiah Simmons and Shakeem Alcindor made their U.S. Virgin Islands national team debut this summer at the 2018 Central American & Caribbean Games in Colombia. Simmons averaged 15 points and eight rebounds per game, including scoring 27 versus Puerto Rico, the No. 15 ranked country in the world.

Alcindor saw action in three games.

NEW TO THE GAME >>

Junior Abdul Mohamed and freshman Shakeem Alcindor have been playing basketball for less than four years.

Mohamed didn't play basketball until his junior year of high school after growing six inches. He was cut as a freshman when he was under six-foot.

> 2018-19 TRENDS

RECORD BREAKDOWN >>

At Home	6-0
On The Road	2-1
Neutral	2-0
White Uniforms	8-0
Black Uniforms	2-0
Green Uniforms	0-1

HALFTIME/LEADS/OT >>

Leading at the half, home	5-0
Leading at the half, road/neutral	4-0
Tied at the half, home	0-0
Tied at the half, road/neutral	0-0
Trailing at the half, home	1-0
Trailing at the half, road/neutral	0-1
Games decided by 5 or fewer	2-0
Games decided by 10 or fewer	3-0
Leading with 5:00 left	8-0
Leading with 2:00 left	10-0
Overtime games	1-0

OFFENSE >>

Scoring less than 70 points	3-1
Scoring 70-79	3-0
Scoring 80-89	2-0
Scoring 90-99	1-0
Scoring 100+	1-0
2 Players or less in double figures	2-1
3 Players in double figures	4-0
4 Players in double figures	4-0
5 Players in double figures	1-0
6+ Players in double figures	0-0
1 Player scores 20+ points	4-0
2+ Players score 20+ points	1-0
When shooting 50% or higher	6-0
When shooting less than 50%	4-1

REBOUNDING/TOS >>

When outrebounding opponents	8-0
When outrebounded	1-1
When rebounds are even	1-0
When grabbing 10+ offensive rebs	5-1
When forcing 15+ turnovers	6-1
When committing less than 15 TOs	7-0
When committing 15+ TOs	3-1

TOP SCORERS >>

Umoja Gibson	4-0
Zachary Simmons	3-0
Jorden Duffy	2-0
Michael Miller	1-0
Jahmiah Simmons	1-0
Ryan Woolridge	0-1

TOP REBOUNDERS >>

Ryan Woolridge	5-0
Zachary Simmons	4-1
Jorden Duffy	2-0
Michael Miller	2-0
Jahmiah Simmons	1-0

> NEWS & NOTES

TIME TRAILING >>

Prior to their game at Oklahoma, the Mean Green had only trailed for a total of 12 minutes and 13 seconds all year and at one point led or tied for 196 minutes and 32 seconds consecutively.

Against Oklahoma, they trailed for 35 minutes and 56 seconds.

GAMES & TIME TRAILING

Date	Opponent	Time Trailing	Result
11/6	Angelo St.	0:00	W, 89-55
11/9	vs. Humboldt	st3:03	W, 93-48
11/10	vs. Portland	1:57	W, 78-73
11/11	at Hawaii	0:00	W, 68-51
11/14	TAMU-C	0:00	W, 102-53
11/17	UMES	0:00	W, 68-34
11/20	Maine	0:24	W, 74-63ot
11/24	Saint Peter's	6:49	W, 75-66
11/27	at Oklahoma	35:56	L, 73-57
12/5	at Indiana St.	0:00	W, 80-69
12/8	UT Arlington	23:22	W, 63-61

AGAINST YOUR BEST >>

How opposing team's leading scorers up to that point have done against the Mean Green. Not including Angelo State who North Texas faced in its season-opener.

For the year, opponents' leading scorers are averaging 11.9 points per game.

Leading Scorer	Avg	vs. UNT
Humboldt St., Justin Everett	10 pts	9 pts
Portland, Josh McSwiggan	24 pts	9 pts
Hawai'i, Jack Purchase	15 pts	10 pts
TAMU-C, Reggie Reid	13.7 pts	10 pts
UMES, AJ Cheeseman	18 pts	2 pts
Maine, Isaiah White	12.5 pts	22 pts
Saint Peter's, Davauhnte Turner	19.5 pts	19 pts
Oklahoma, Christian James	20 pts	9 pts
Indiana St., Jordan Barnes	21 pts	26 pts
UT Arlington, Brian Warren	14.9 pts	15 pts

THREE-POINTER WOES >>

North Texas' four made three-pointers versus UT Arlington were tied for the second fewest made in a game by a UNT team under McCasland and their 16 percent three-point field goal percentage in the game was the second-lowest for a UNT team under McCasland.

SON OF AN OLYMPIAN >>

Mark Tikhonenko is the son of Valeri Tikhonenko who won a gold medal at the 1988 Summer Olympics for the Soviet Union and was selected by the Atlanta Hawks in the 1986 NBA draft. Though he never played in a game for the Hawks and played all 15 years of his professional career in Russia.

MOST NOVEMBER WINS >>

North Texas has won eight games in the month of November for the first time in program history.

They had won five in November multiple times, most recently in 2010 but never six or more. However, before the 1980s the seasons rarely started before Thanksgiving.

UNT only won four games last November.

FOUL PRONE >>

North Texas freshman Shakeem Alcindor has played 25 minutes total this season and has picked up nine fouls in those 25 minutes.

Including picking up five fouls in 14 minutes versus Texas A&M Commerce on Nov. 14.

He has however scored and grabbed eight rebounds (4 offensive and 4 defensive) in those 25 minutes and is 3-for-5 from the field.

BEST IN C-USA >>

North Texas' Zachary Simmons' 66.3 field goal percentage ranks first in Conference USA by 5.7 percent ahead of WKU's Charles Basse.

Umoja Gibson leads C-USA in three-point shooting at 44.0 percent and leads by a slim 1.7 percent margin over UTSA's Keaton Wallace of UTSA.

300 ASSISTS >>

Versus Portland, Ryan Woolridge recorded his 300th career assist. He is just the fourth Mean Green basketball player to record 300+ career assists.

OFFENSIVE REBOUNDER >>

Zachary Simmons had six offensive rebounds in the Mean Green's win over UT Arlington. He had five in the second-half alone and had three in the final five minutes.

Simmons' 73 total rebounds ranks ninth in C-USA but his 30 offensive rebounds on the year is the fifth-most in C-USA.

His 30/43 ratio of offensive rebounds to defensive is the closest of all players who have over 35 total rebounds on the year.

> UNT RANKINGS

CONFERENCE USA >>

Scoring Offense	6th (77.0 ppg)
Scoring Defense	2nd (58.7 ppg)
Scoring Margin	1st (18.3)
Field Goal Percentage	2nd (47.4%)
Field Goal Percentage Def.	3rd (39.1%)
3-Point Field Goal Pct	1st (38.0%)
3-Point Field Goal Pct Def.	1st (27.6%)
3-Point Field Goal Made/G	2nd (9.4)
Free Throw Pct	5th (70.9%)
Opponent Free Throw Pct	14th (59.1%)
Rebounding	8th (37.9 rpg)
Rebounding Defense	3rd (31.7 rpg)
Offensive Rebounds	8th (11.4 orpg)
Defensive Rebounds	9th (26.5 drpg)
Rebounding Margin	2nd (+6.2)
Turnover Margin	4th (+2.0)
Ast/TO Ratio	4th (1.15)
Blocks	11th (2.82)
Assists	4th (14.45)
Steals	7th (6.91)



2018 College Basketball Invitational Champions

North Texas won the 2018 College Basketball Invitational after going 5-1 in the tournament and beating San Francisco in a best of three series. After an up and down regular season and disappointing first round exit from the C-USA Tournament, UNT was a completely different team in the tournament and since the start of it has gone 15-2.

15-2

Record since the start of the postseason tournament.

BY THE NUMBERS

78.9 >>

Since the start of the CBI, North Texas is averaging 78.9 points per game. UNT averaged 72 points per game in the 32 games prior

62.4 >>

Since the start of the CBI, North Texas opponents are only averaging 62.4 points per game against UNT, They averaged 71 points per game in the 32 games prior to the CBI.

MILLER TIME >>

Michael Miller is averaging 12.8 ppg when he's in the starting lineup opposed to just 3.1 ppg when he's not in the starting lineup. He made his first career start in the first game of the CBI at South Dakota when he dropped a career-high 19 points after switching from left to right handed shooting during warm ups.

DUFFY >>

Since the start of the CBI, Jordan Duffy is averaging 12.8 ppg. He averaged just 6 ppg during the 2017-18 regular season and 2018 C-USA Tournament.

Duffy was much of a no factor during the regular season in 2017-18 as he battled injuries but exploded in the CBI Tournament averaging 17.8 ppg including 31 versus Mercer.

FIRST CHAMPIONSHIP >>

North Texas' 2018 CBI championship was its first NCAA Postseason championship in program history.

CBI STARTING LINEUP

At the start of the CBI, North Texas went with a completely different starting lineup that it hadn't featured all of 2017-18 and it immediately clicked. When the Mean Green start "The CBI Starting Lineup" of Woolridge, Duffy, Smart, Miller and Z. Simmons, UNT is 7-1 all-time and 2-0 this season.

10-0

Record at home since the start of the postseason tournament

CBI STARTING 5 >>

Averages when North Texas uses its CBI starting lineup.

Name	PPG	PPG NOT CBI 5
Woolridge	10.3	12.9
Duffy	16.2	5.1
Smart	19.2	18.5
Miller	12.8	3.1
Z. Simmons	9.5	7.4

15 OF 17 >>

UNT has won 15 of its last 17 games (dating back to the start of the CBI) which is the best 17-game stretch UNT has been on since the 1977-78 season when UNT won 15 of 17 games.



> LAST TIME NORTH TEXAS

POINTS

- Scored 100+: 11/14/18 - 102 vs. Texas A&M Commerce
- Scored 100+ in a C-USA game: Never
- Scored fewer than 50: 11/24/18 - 49 at Georgia Tech
- Held a team to under 50: 11/17/18 - 34, vs. UMES

OVERTIME GAMES

- Played in an OT game: 2/15/18 - vs. Maine, W, 74-63
- Played in a 2OT game: 11/23/13 - at Portland, W 77-72
- Played in a 3OT game: 1/10/09 - vs. Arkansas St., W 86-83

vs. RANKED TEAMS

- Played a top-25 team: 11/28/14 - at No. 25 Arkansas, L 89-73
- Beat a top-25 team: 2/27/71 - at No. 15 Louisville, 79-73

REBOUNDS

- Had 50+ rebounds: 11/30/16 - vs. Texas College, W 73-45

ASSISTS

- Had 20+ assists: 1/13/18 - 20 at Rice, W 85-78

STEALS

- Had 10+ steals: 11/17/18 - 10 vs. UMES, W 68-34

DOUBLE FIGURES

- 5+ players in double figures: 11/9/18 - 5 vs. Humboldt St.

> OVERTIME UNDER McCASLAND

11/20/18 vs. Maine W, 74-63(OT)
02/15/18 vs. WKU L, 94-102(OT)
12/16/17 at San Diego W, 86-83(OT)
12/6/17 vs. Indiana State W, 79-76 (OT)

> THE LITTLE THINGS MATTER

Player	Deflections	Charges	Steals	Dunks	Blocks
Shakeem Alcindor	-	-	-	1	1
Tope Arikawe	-	-	1	-	3
DJ Draper	4	2	8	-	1
Jorden Duffy	6	3	6	2	-
Umoja Gibson	6	3	15	-	-
Michael Miller	6	4	6	6	5
Abdul Mohamed	-	-	-	-	-
JJ Murray	-	-	-	-	-
Jahmiah Simmons	2	1	3	2	2
Zachary Simmons	5	-	10	19	14
Roosevelt Smart	2	1	5	-	-
Mark Tikhonenko	-	-	-	-	-
John Weger	-	-	2	-	-
Larry Wise	-	-	-	-	-
Ryan Woolridge	16	-	20	4	5

> #PROGREEN

Player 2018 TEAM

SHANE TEMARA ('18) WLLINGTON S (NZL)
ERIC KATENDA ('16) UPPSALA (SWE)
ARMANI FLANNIGAN ('15) ORBI-ARENA (GA)
COLIN VOSS ('15) PRIEVIDZA (SLO)
JORDAN WILLIAMS ('15) MINEROS (MEX)
JACOB HOLMEN ('13) PERRY LAKES H. (AUS)
TONY MITCHELL ('13) Fubon Braves (TAIWAN)
NIKO STOJILJKOVIC ('13) GARONNE (FRA)
SHANNON SHORTER ('12) MOBIS PHOEBUS (S.KOR)

> LAST TIME NORTH TEXAS PLAYER

POINTS

- School Record: 3/10/83 - 47 - Kenneth Lyons, LA Tech*
- Scored 45+: 2/24/94 - 45 - Jesse Ratliff, UTSA
 - Scored 40+: 1/13/18 - 42 - Roosevelt Smart, at Rice
 - Scored 35+: 1/13/18 - 42 - Roosevelt Smart, at Rice
 - Scored 30+: 11/6/18 - 32 - Umoja Gibson, Angelo St.

REBOUNDS

- School Record: 1/18/78 - 29 - Ken Williams, Lamar*
- 25+ Rebs: 1/18/78 - 29 - Ken Williams, Lamar
 - 20+ Rebs: 3/26/18 - 22 - Zachary Simmons, at USF
 - 15+ Rebs: 3/26/18 - 22 - Zachary Simmons, at USF

THREE-POINTERS

- School Record: 1/13/18 - 10 - Roosevelt Smart, at Rice*
- 10+ 3FGs: 1/13/18 - 10 - Roosevelt Smart, at Rice
 - 8+ 3FGs: 1/13/18 - 10 - Roosevelt Smart, at Rice
 - 6+ 3FGs: 11/14/18 - 6 - Umoja Gibson, TAMU-C

ASSISTS

- School Record: 12/22/81 - 19 - Pat Hicks, LMU*
- 15+ Asts: 2/27/82 - 16 - Pat Hicks, Pan American
 - 12+ Asts: 12/2/00 - 13 - Terence White, A&M - CC
 - 10+ Asts: 12/5/18 - 10 - Ryan Woolridge, Indiana St.

STEALS

- School Record: 12/17/91 - 9(2x) - Pat Nash, S. Alabama*
- 8+ Asts: 2/18/17 - 8 - Ryan Woolridge, UTSA

BLOCKS

- School Record: 3/7/04 - 8(2X) - Shawnsen Johnson, UNO*
- 5+ Blks: 11/30/16 - 5 - Rickey Brice Jr., Texas College

FREE THROWS

- School Record: 3/6/11 - 20 - Tristan Thompson, FAU*
- 15+ FTs: 3/6/11 - 20 - Tristan Thompson, FAU
 - 12+ FTs: 3/30/18 - 14 - Roosevelt Smart, USF

FIELD GOALS

- School Record: 12/5/90 - 18(3x) - Donnell Hayden, Nicholls St.*
- 17+ FGs: 12/5/90 - 18 - Donnell Hayden, Nicholls St.

> STARTING LINEUPS

Date	Opponent	1	2	3	4	5	Outcome
Nov. 6	Angelo State	Woolridge	Gibson	Duffy	J. Simmons	Z. Simmons	W, 89-55
Nov. 9	vs. Humboldt St.	Woolridge	Gibson	Duffy	J. Simmons	Z. Simmons	W, 93-48
Nov. 10	vs. Portland	Woolridge	Gibson	Duffy	J. Simmons	Z. Simmons	W, 78-73
Nov. 11	at Hawai'i	Woolridge	Gibson	Duffy	J. Simmons	Z. Simmons	W, 68-51
Nov. 14	Tex. A&M Commerce	Woolridge	Gibson	Duffy	J. Simmons	Z. Simmons	W, 102-53
Nov. 17	UMES	Woolridge	Gibson	Duffy	J. Simmons	Z. Simmons	W, 68-34
Nov. 20	Maine	Woolridge	Gibson	Duffy	J. Simmons	Z. Simmons	W, 74-63(ot)
Nov. 24	Saint Peter's	Woolridge	Gibson	Duffy	J. Simmons	Z. Simmons	W, 75-66
Nov. 27	at Oklahoma	Woolridge	Gibson	Duffy	J. Simmons	Z. Simmons	L, 73-57
Dec. 5	at Indiana St.	Woolridge	Duffy	Smart	Miller	Z. Simmons	W, 80-69
Dec. 8	UT Arlington	Woolridge	Duffy	Smart	Miller	Z. Simmons	W, 63-61

-



0 Ryan Woolridge

Guard

Jr. ▶ 6-3 ▶ 175
Mansfield, Texas ▶
(San Diego/Lake Ridge HS)

↳ **career highs**
Points: 25, vs. Marshall - 2/17/18
Rebounds: 11, vs. UTEP - 2/16/17
Assists: 11, vs. Charlotte - 1/4/18, vs. Mercer - 3/19/18
Steals: 8, vs. UTSA - 2/16/17
Blocks: 4, at FIU - 2/22/18, vs. Mercer - 3/19/18
FG Made: 10, vs. Eureka - 11/10/17, vs. Marshall - 2/17/18, vs. LA Tech - 3/7/18
FG Attempts: 17, vs. UTEP - 3/3/18
3FG Made: 5, vs. Rice - 2/4/17
3FG Attempts: 6, vs. Rice - 2/4/17
FT Made: 9, vs. vs. UTRGV - 11/20/17
FT Attempts: 12, vs. vs. UTRGV - 11/20/17

North Texas 2017-18: Started all 38 games, led the team with 1,391 minutes played (most in school history)...Played 14 full 40-minute games, including two 45-minute overtime games...Dished out 221 assists, most in school history for a single-season...Started all six CBI Tournament games, dished out 45 assists, tied for the most in CBI history...Averaged 9.5

points per game and 9 assists per game in the CBI Tournament...Finished with nine points and eight assists in the CBI Championship game three against San Francisco...His 221 total assists were second in C-USA and 11th in the nation...Finished with six or more assists 20 times, including a career-high 11 dimes against Charlotte, Mercer...Averaged 12.7 points per game, 25th in C-USA and second on the team...Sixth in the nation in minutes played and 31st in minutes per game (36.3)...Scored 11 points and handed out 10 assists at Middle Tennessee earning a double-double (First double-double at North Texas with points and assists since 2011)

↳ **2018-19 Stats**

Opponent	Date	gs	min	Total		3-Pointers		Free throws		Rebounds					pts	avg					
				fg-fga	pct	3fg-fga	pct	ft-fta	pct	off	def	tot	avg	pf			a	t/o	blk	stl	
ANGELO ST.	11/06/18	*	24	3-8	.375	0-2	.000	2-2	1.000	1	5	6	6.0	2	10	3	0	0	8	8.0	
vs Humboldt State	11/09/18	*	27	5-7	.714	0-1	.000	1-1	1.000	0	8	8	7.0	1	6	3	0	1	11	9.5	
vs Portland	11/10/18	*	37	8-12	.667	2-2	1.000	4-6	.667	1	6	7	7.0	3	8	5	1	1	22	13.7	
at Hawai'i	11/11/18	*	40	6-9	.667	0-1	.000	0-2	.000	1	7	8	7.3	3	6	3	0	4	12	13.3	
TEX. A&M-COMMERCE	11/14/18	*	25	4-6	.667	3-4	.750	3-4	.750	1	6	7	7.2	0	2	2	0	1	14	13.4	
MARYLAND EASTERN SH	11/17/18	*	33	4-10	.400	0-3	.000	0-2	.000	1	5	6	7.0	2	4	5	1	5	8	12.5	
MAINE	11/20/18	*	37	3-7	.429	0-0	.000	6-7	.857	0	2	2	6.3	1	5	4	0	3	12	12.4	
SAINT PETER'S	11/24/18	*	34	4-10	.400	0-0	.000	6-10	.600	1	2	3	5.9	1	5	5	1	3	14	12.6	
at Oklahoma	11/27/18	*	40	6-15	.400	1-2	.500	4-6	.667	1	4	5	5.8	1	1	4	1	1	17	13.1	
at Indiana St.	12/05/18	*	39	4-9	.444	1-2	.500	3-3	1.000	3	7	10	6.2	2	10	2	0	1	12	13.0	
UT ARLINGTON	12/08/18	*	28	6-10	.600	0-2	.000	2-7	.286	1	3	4	6.0	2	2	4	1	0	14	13.1	
Totals			11	364	53-103	.515	7-19	.368	31-50	.620	11	55	66	6.0	18	59	40	5	20	144	13.1

Games played: 11
 Minutes/game: 33.1
 Points/game: 13.1
 FG Pct: 51.5
 3FG Pct: 36.8
 FT Pct: 62.0

Rebounds/game: 6.0
 Assists/game: 5.4
 Turnovers/game: 3.6
 Assist/turnover ratio: 1.5
 Steals/game: 1.8
 Blocks/game: 0.5

↳ **Career Stats**

Season	gp-gs	min/avg	fg-fga	pct	fg-fga	pct	ft-fta	pct	off	def	tot	avg	pf	fo	ast	to	blk	stl	pts	avg
2016-17	21-12	598/28.5	75-149	.503	10-28	.357	42-73	.575	27	75	102	4.9	36	1	67	65	3	41	202	9.6
2017-18	38-38	1391/36.6	190-383	.496	17-54	.315	85-168	.506	35	162	197	5.2	80	2	221	130	17	52	482	12.7
2018-19	10-10	336/33.6	47-93	.505	7-17	.412	29-43	.674	10	52	62	6.2	16	0	57	36	4	20	130	13.0
TOTAL	69-60	2325/33.7	312-625	.499	34-99	.343	156-284	.549	72	289	361	5.2	132	3	345	231	24	113	814	11.8



1 Umoja Gibson

Guard

R-Fr. ▶ 6-1 ▶ 195
Waco, Texas ▶
(University HS)

North Texas 2017-18: Suffered a season-ending injury in the second game of the year at Nebraska on Nov. 13...Scored 19 points, hit four three-pointers, grabbed six rebounds in his collegiate debut against Eureka College...Played 15 minutes at Nebraska, scoring 2 points...Started both games

↳ career highs

Points: 32, vs. Angelo St. - 11/6/18
Rebounds: 6, vs. Eureka College - 11/10/17
Assists: 5, vs. Humboldt. St. - 11/9/18
Steals: 4, vs. Humboldt. St. - 11/9/18, at Oklahoma - 11/27/18
Blocks: 1, vs. Eureka College - 11/10/17
FG Made: 10, vs. Angelo St. - 11/6/18, vs. Humboldt. St. - 11/9/18
FG Attempts: 17, vs. Eureka College - 11/10/17
3FG Made: 7, vs. Angelo St. - 11/6/18
3FG Attempts: 11, vs. Angelo St. - 11/6/18, vs. TAMUC - 11/14/18
FT Made: 6, vs. UMES - 11/17/18
FT Attempts: 7, vs. Angelo St. - 11/6/18, vs. UMES - 11/17/18

↳ 2018-19 Stats

Opponent	Date	gs	min	Total		3-Pointers		Free throws		Rebounds				pf	a	t/o	blk	stl	pts	avg	
				fg-fga	pct	3fg-fga	pct	ft-fa	pct	off	def	tot	avg								
ANGELO ST.	11/06/18	*	24	10-14	.714	7-11	.636	5-7	.714	2	1	3	3.0	2	0	3	0	2	32	32.0	
vs Humboldt State	11/09/18	*	23	10-13	.769	6-6	1.000	1-2	.500	1	2	3	3.0	2	5	1	0	4	27	29.5	
vs Portland	11/10/18	*	16	2-6	.333	2-6	.333	3-3	1.000	0	2	2	2.7	4	0	1	0	0	9	22.7	
at Hawai'i	11/11/18	*	31	2-9	.222	2-7	.286	0-0	.000	0	2	2	2.5	2	0	2	0	0	6	18.5	
TEX. A&M-COMMERCE	11/14/18	*	25	8-13	.615	6-11	.545	0-0	.000	1	3	4	2.8	1	4	0	0	1	22	19.2	
MARYLAND EASTERN SH	11/17/18	*	29	2-5	.400	2-4	.500	6-7	.857	0	1	1	2.5	2	2	1	0	0	12	18.0	
MAINE	11/20/18	*	35	1-6	.167	1-3	.333	1-2	.500	0	1	1	2.3	4	3	5	0	0	4	16.0	
SAINT PETER'S	11/24/18	*	26	4-9	.444	3-6	.500	5-5	1.000	0	1	1	2.1	2	0	1	0	1	16	16.0	
at Oklahoma	11/27/18	*	26	1-11	.091	0-7	.000	3-3	1.000	1	2	3	2.2	2	0	4	0	4	5	14.8	
at Indiana St.	12/05/18		15	2-6	.333	2-5	.400	0-0	.000	0	2	2	2.2	4	0	1	0	1	6	13.9	
UT ARLINGTON	12/08/18		32	4-11	.364	2-9	.222	2-2	1.000	0	3	3	2.3	3	3	0	0	2	12	13.7	
Totals			9	282	46-103	.447	33-75	.440	26-31	.839	5	20	25	2.3	28	17	19	0	15	151	13.7

Games played: 11
Minutes/game: 25.6

Rebounds/game: 2.3
Assists/game: 1.5

↳ Career Stats

Season	gp-gs		Total		3-Point		F-Throws		Rebounds				Scoring							
	gp	gs	fg-fga	pct	fg-fga	pct	ft-fa	pct	off	def	tot	avg	pf	fo	ast	to	blk	stl	pts	avg
2017-18	2	2	8-21	.381	4-10	.400	1-2	.500	3	5	8	4.0	4	0	4	2	1	3	21	10.5
2018-19	11	9	46-103	.447	33-75	.440	26-31	.839	5	20	25	2.3	28	0	17	19	0	15	151	13.7
TOTAL	13	11	54-124	.435	37-85	.435	27-33	.818	8	25	33	2.5	32	0	21	21	1	18	172	13.2



2 Jordan Duffy

Guard

Sr. ▶ 6-1 ▶ 170
Salisbury, Maryland ▶
(San Jacinto College/James M Bennett HS)

↳ career highs

Points: 31, vs. Mercer - 3/19/18
Rebounds: 9, vs. San Francisco - 3/28/18
Assists: 5, vs. Portland - 11/10/18
Steals: 2, vs. Mercer - 3/19/18, vs. Angelo St. - 11/6/18
Blocks: 1, vs. UTRGV - 11/20/17, vs. San Francisco - 3/28/18
FG Made: 11, vs. Mercer - 3/19/18
FG Attempts: 16, vs. Mercer - 3/19/18
3FG Made: 6, vs. Mercer - 3/19/18
3FG Attempts: 10, vs. Mercer - 3/19/18
FT Made: 6, at South Dakota - 3/14/18
FT Attempts: 6, at South Dakota - 3/14/18, vs. San Francisco 3/30/18, vs. Maine 11/20/18

North Texas 2017-18: Battled through injuries to play in 20 regular-season games and a Conference Tournament game...Started all six CBI Tournament games, averaging 17.8 points per game and hit 18 three-pointers...Finished the season with 26 games played, including six-straight starts...His 107 total points in the CBI Tournament was almost 50

percent of his entire scoring output for the season...Scored a career-high 31 points off 11-for-16 shooting and was 6-for-10 from the three-point line in the CBI quarterfinal against Mercer...Finished with 14 points in the CBI Championship game three against San Francisco and had five double-digit performances in the CBI Tournament

↳ 2018-19 Stats

Opponent	Date	gs	min	Total		3-Pointers		Free throws		Rebounds				pf	a	t/o	blk	stl	pts	avg	
				fg-fga	pct	3fg-fga	pct	ft-fta	pct	off	def	tot	avg								
ANGELO ST.	11/06/18	*	29	3-10	.300	1-5	.200	0-0	.000	1	4	5	5.0	1	1	5	0	2	7	7.0	
vs Humboldt State	11/09/18	*	28	5-12	.417	3-7	.429	1-2	.500	1	2	3	4.0	2	3	1	0	1	14	10.5	
vs Portland	11/10/18	*	34	1-6	.167	1-5	.200	0-0	.000	0	5	5	4.3	0	5	0	0	1	3	8.0	
at Hawai'i	11/11/18	*	32	4-10	.400	2-6	.333	3-3	1.000	0	7	7	5.0	1	1	1	0	0	13	9.3	
TEX. A&M-COMMERCE	11/14/18	*	22	8-14	.571	3-7	.429	0-0	.000	0	4	4	4.8	1	2	0	0	0	19	11.2	
MARYLAND EASTERN SH	11/17/18	*	27	3-9	.333	2-7	.286	3-6	.500	1	4	5	4.8	2	2	4	0	0	11	11.2	
MAINE	11/20/18	*	33	0-3	.000	0-1	.000	5-6	.833	0	8	8	5.3	1	5	0	0	1	5	10.3	
SAINT PETER'S	11/24/18	*	32	3-7	.429	0-2	.000	1-2	.500	2	4	6	5.4	1	3	0	0	1	7	9.9	
at Oklahoma	11/27/18	*	29	3-11	.273	2-6	.333	1-2	.500	0	2	2	5.0	3	0	1	0	0	9	9.8	
at Indiana St.	12/05/18	*	28	7-15	.467	5-12	.417	4-4	1.000	1	1	2	4.7	2	0	1	0	0	23	11.1	
UT ARLINGTON	12/08/18	*	20	0-4	.000	0-4	.000	0-0	.000	0	2	2	4.5	2	2	2	0	0	0	10.1	
Totals			11	314	37-101	.366	19-62	.306	18-25	.720	6	43	49	4.5	16	24	15	0	6	111	10.1

Games played: 11

Rebounds/game: 4.5

↳ Career Stats

Season	gp-gs	min/avg	Total		3-Point		F-Throws		Rebounds				Scoring							
			fg-fga	pct	fg-fga	pct	ft-fta	pct	off	def	tot	avg	pf	fo	ast	to	blk	stl	pts	avg
2017-18	26-6	525/20.2	79-198	.399	41-109	.376	31-41	.756	12	74	86	3.3	34	0	29	24	2	9	230	8.8
2018-19	11-11	314/28.5	37-101	.366	19-62	.306	18-25	.720	6	43	49	4.5	16	0	24	15	0	6	111	10.1
TOTAL	37-17	839/22.7	116-299	.388	60-171	.351	49-66	.742	18	117	135	3.6	50	0	53	39	2	15	341	9.2



3 Roosevelt Smart

Guard

Jr. ▶ 6-3 ▶ 185
Chicago, Illinois ▶
(New Mexico JC/ Palatine HS)

↳ **career highs**
Points: 42, at Rice - 1/13/18
Rebounds: 11, vs. Mercer - 3/19/18
Assists: 4, vs. Eureka College - 11/10/17
Steals: 3, vs. Bethune-Cookman, 11/16/17, at Oklahoma - 11/27/18
Blocks: 10, (10x, last at San Francisco)
FG Made: 11, at San Diego - 12/16/17, at Rice - 1/13/18, at Middle Tennessee 2/10/18
FG Attempts: 26, at Rice - 1/13/18
3FG Made: 10, at Rice - 1/13/18
3FG Attempts: 20, at Rice - 1/13/18
FT Made: 14, vs. San Francisco - 3/30/18
FT Attempts: 14 vs. Rice - 2/3/18, 14 vs. San Francisco - 3/30/18

North Texas 2017-18: Started all 38 games in his first season with the Mean Green...His 742 total points broke the school record for a single-season and 15th in the nation... His 133 3-pointers last year set a school record and were the third-most in the nation...2018 CBI Tournament MVP, averaged 23 points per game in the tournament... C-USA All-Conference Second-Team

↳ 2018-19 Stats

Opponent	Date	gs	min	Total		3-Pointers		Free throws		Rebounds				Scoring								
				fg-fga	pct	3fg-fga	pct	ft-fa	pct	off	def	tot	avg	pf	a	t/o	blk	stl	pts	avg		
vs Humboldt State	11/09/18	dnp		-	-	-	-	-	-	-	-	-	-	-	-	-	-	-	-	-	-	-
vs Portland	11/10/18	dnp		-	-	-	-	-	-	-	-	-	-	-	-	-	-	-	-	-	-	-
at Hawai'i	11/11/18	dnp		-	-	-	-	-	-	-	-	-	-	-	-	-	-	-	-	-	-	-
SAINT PETER'S	11/24/18	25	5-12	.417	3-8	.375	0-0	.000	1	3	4	4.0	3	3	3	0	0	13	13.0			
at Oklahoma	11/27/18	24	4-11	.364	3-8	.375	2-2	1.000	0	3	3	3.5	4	1	3	0	3	13	13.0			
at Indiana St.	12/05/18	*	31	6-15	.400	4-11	.364	0-0	.000	0	3	3	3.3	1	1	4	0	0	16	14.0		
UT ARLINGTON	12/08/18	*	24	0-7	.000	0-5	.000	0-0	.000	1	0	1	2.8	3	1	1	0	2	0	10.5		
Totals		2	104	15-45	.333	10-32	.313	2-2	1.000	2	9	11	2.8	11	6	11	0	5	42	10.5		

Games played: 4
 Minutes/game: 26.0
 Points/game: 10.5
 FG Pct: 33.3
 3FG Pct: 31.3
 FT Pct: 100.0

Rebounds/game: 2.8
 Assists/game: 1.5
 Turnovers/game: 2.8
 Assist/turnover ratio: 0.5
 Steals/game: 1.3

↳ Career Stats

Season	gp-gs	min/avg	Total		3-Point		F-Throws		Rebounds				Scoring							
			fg-fga	pct	fg-fga	pct	ft-fa	pct	off	def	tot	avg	pf	fo	ast	to	blk	stl	pts	avg
2017-18	38-38	1274/33.5	221-557	.397	133-352	.378	167-188	.888	17	141	158	4.2	86	0	35	65	10	23	742	19.5
2018-19	4-2	104/26.0	15-45	.333	10-32	.313	2-2	1.000	2	9	11	2.8	11	0	6	11	0	5	42	10.5
TOTAL	42-40	1378/32.8	236-602	.392	143-384	.372	169-190	.889	19	150	169	4.0	97	0	41	76	10	28	784	18.7



5 Abdul Mohamed

Guard

Jr. ▶ 6-7 ▶ 190
Ottawa, Ontario ▶
(Gillette College)

↳ career highs

Points: N/A
Rebounds: N/A
Assists: N/A
Steals: N/A
Blocks: N/A
FG Made: N/A
FG Attempts: N/A
3FG Made: N/A
3FG Attempts: N/A
FT Made: N/A
FT Attempts: N/A

2016-18 (Gillette College): Averaged 15.7 points and 6.5 rebounds in 2017-18... Was named an NJCAA Third-Team All-American... Named to the All-Region IX team... Scored 20+ points seven different times in 2017-18... Scored a career-high 32 points against Little Big Horn and made six 3-pointers in the game... Made 63 3-pointers in 2017-18... Led Gillette to a 27-5 overall record in 2017-18 and was 32-4 in 2016-17.

↳ 2018-19 Stats

↳ Career Stats



10 Jahmiah Simmons

Forward

R-So. ▶ 6-4 ▶ 215
St. Thomas, Virgin Islands ▶
(Arkansas State/Pace HS)

North Texas 2017-18: Redshirted

2016-17: Played his freshman season at Arkansas State under McCasland...Started nine games and played in 25...averaged 6.4 points and 5.0 rebounds per game...Led ASU in conference play with 19 blocks...scored a career-best 16 points at Appalachian State...Scored in double-figures five times...Had 15 points and 11 rebounds against Georgia State for his only double-double.

↳ career highs

Points: 13, at Hawai'i. - 11/11/18

Rebounds: 8, vs. UMES - 11/17/18, at Oklahoma - 11/27/18

Assists: 2, (3x) last at Oklahoma - 11/27/18

Steals: 2, vs. Humboldt. St. - 11/9/18

Blocks: 2, vs. Angelo St. - 11/6/18

FG Made: 5, at Hawai'i. - 11/11/18

FG Attempts: 9, at Hawai'i. - 11/11/18

3FG Made: N/A

3FG Attempts: 1, (5x) last at Oklahoma - 11/27/18

FT Made: 4, vs. Saint Peter's. - 11/24/18

FT Attempts: 4, vs. Humboldt. St. - 11/9/18, vs. Saint Peter's. - 11/24/18

↳ 2018-19 Stats

Opponent	Date	gs	min	Total		3-Pointers		Free throws		Rebounds				pf	a	t/o	blk	stl	pts	avg	
				fg-fga	pct	3fg-fga	pct	ft-fta	pct	off	def	tot	avg								
ANGELO ST.	11/06/18	*	24	2-3	.667	0-0	.000	0-0	.000	1	5	6	6.0	3	1	1	2	0	4	4.0	
vs Humboldt State	11/09/18	*	25	1-2	.500	0-0	.000	2-4	.500	0	5	5	5.5	1	0	2	0	2	4	4.0	
vs Portland	11/10/18	*	27	1-4	.250	0-1	.000	1-2	.500	1	1	2	4.3	3	1	0	0	0	3	3.7	
at Hawai'i	11/11/18	*	19	5-9	.556	0-1	.000	3-3	1.000	1	3	4	4.3	5	2	1	0	0	13	6.0	
TEX. A&M-COMMERCE	11/14/18	*	20	0-3	.000	0-1	.000	2-4	.500	2	5	7	4.8	1	3	0	0	0	2	5.2	
MARYLAND EASTERN SH	11/17/18	*	19	4-5	.800	0-1	.000	0-0	.000	0	8	8	5.3	1	2	0	0	0	8	5.7	
MAINE	11/20/18	*	23	2-5	.400	0-0	.000	2-2	1.000	0	2	2	4.9	2	0	2	0	0	6	5.7	
SAINT PETER'S	11/24/18	*	21	0-2	.000	0-0	.000	4-4	1.000	0	3	3	4.6	1	1	2	0	1	4	5.5	
at Oklahoma	11/27/18	*	22	1-7	.143	0-1	.000	1-2	.500	4	4	8	5.0	3	2	1	0	0	3	5.2	
at Indiana St.	12/05/18		16	1-2	.500	0-0	.000	0-1	.000	1	6	7	5.2	3	0	2	0	0	2	4.9	
UT ARLINGTON	12/08/18		13	1-1	1.000	0-0	.000	0-0	.000	0	2	2	4.9	1	0	0	0	0	2	4.6	
Totals			9	229	18-43	.419	0-5	.000	15-22	.682	10	44	54	4.9	24	12	11	2	3	51	4.6

Games played: 11
 Minutes/game: 20.8
 Points/game: 4.6
 FG Pct: 41.9
 3FG Pct: 0.0
 FT Pct: 68.2

Rebounds/game: 4.9
 Assists/game: 1.1
 Turnovers/game: 1.0
 Assist/turnover ratio: 1.1
 Steals/game: 0.3
 Blocks/game: 0.2

↳ Career Stats

Season	gp-gs	min/avg	Total		3-Point		F-Throws		Rebounds				Scoring							
			fg-fga	pct	fg-fga	pct	ft-fta	pct	off	def	tot	avg	pf	fo	ast	to	blk	stl	pts	avg
2018-19	11-9	229/20.8	18-43	.419	0-5	.000	15-22	.682	10	44	54	4.9	24	1	12	11	2	3	51	4.6
TOTAL	11-9	229/20.8	18-43	.419	0-5	.000	15-22	.682	10	44	54	4.9	24	1	12	11	2	3	51	4.6



11 JJ
Murray

Guard

Jr. ▶ 6-1 ▶ 180
Rowlett, Texas ▶
(Eastfield College)

↳ career highs

Points: N/A

Rebounds: N/A

Assists: N/A

Steals: N/A

Blocks: N/A

FG Made: N/A

FG Attempts: N/A

3FG Made: N/A

3FG Attempts: N/A

FT Made: N/A

FT Attempts: N/A

2016-18 Eastfield College: Scored 1,062 points in two seasons at Eastfield College...Ranks third all-time in Eastfield school history in points scored...Averaged 18.9 points per game in 2017-18, which was the ninth-best in school history... Finished with 277 assists in two seasons at Eastfield, third-most in school history...Made 105 career 3-pointers, ninth-most in school history...Scored a career-high 45 points in a double-overtime win against Richland in 2017.

↳ 2018-19 Stats

↳ Career Stats



13 Mark Tikhonenko

Forward

R-Fr. ▶ 6-10 ▶ 210
 Moscow, Russia ▶
 (Mt. Zion Prep)

North Texas 2017-18: Redshirted

↳ career highs

Points: 9, vs. TAMUC - 11/14/18

Rebounds: 4, vs. Humboldt. St. - 11/9/18, 9, vs. TAMUC - 11/14/18, vs. UMES - 11/17/18

Assists: 2, vs. Humboldt. St. - 11/9/18

Steals: N/A

Blocks: N/A

FG Made: 3, vs. TAMUC - 11/14/18

FG Attempts: 7, vs. Humboldt. St. - 11/9/18

3FG Made: 3, vs. TAMUC - 11/14/18

3FG Attempts: 5, vs. TAMUC - 11/14/18

FT Made: 2, vs. UMES - 11/17/18

FT Attempts: 2, vs. UMES - 11/17/18

↳ 2018-19 Stats

Opponent	Date	gs	min	Total		3-Pointers		Free throws		Rebounds				pf	a	t/o	blk	stl	pts	avg
				fg-fga	pct	3fg-fga	pct	ft-fa	pct	off	def	tot	avg							
ANGELO ST.	11/06/18	14		0-4	.000	0-4	.000	0-0	.000	2	0	2	2.0	2	1	0	0	0	0	0.0
vs Humboldt State	11/09/18	19		2-7	.286	0-4	.000	0-1	.000	4	0	4	3.0	1	2	0	0	0	4	2.0
vs Portland	11/10/18		dnp	-	-	-	-	-	-	-	-	-	-	-	-	-	-	-	-	-
at Hawai'i	11/11/18	4		2-2	1.000	1-1	1.000	0-0	.000	0	0	0	2.0	1	0	0	0	0	5	3.0
TEX. A&M-COMMERCE	11/14/18	21		3-6	.500	3-5	.600	0-0	.000	1	3	4	2.5	4	1	0	0	0	9	4.5
MARYLAND EASTERN SH	11/17/18	5		0-1	.000	0-1	.000	0-0	.000	2	2	4	2.8	1	1	0	0	0	0	3.6
at Oklahoma	11/27/18	2		0-0	.000	0-0	.000	0-0	.000	0	0	0	2.3	1	0	0	0	0	0	3.0
Totals		0	65	7-20	.350	4-15	.267	0-1	.000	9	5	14	2.3	10	5	0	0	0	18	3.0

Games played: 6
 Minutes/game: 10.8
 Points/game: 3.0
 FG Pct: 35.0
 3FG Pct: 26.7

Rebounds/game: 2.3
 Assists/game: 0.8
 Assist/turnover ratio: 99.9

↳ Career Stats

Season	gp-gs	min/avg	Total		3-Point		F-Throws		Rebounds				Scoring							
			fg-fga	pct	fg-fga	pct	ft-fa	pct	off	def	tot	avg	pf	fo	ast	to	blk	stl	pts	avg
2018-19	6-0	65/10.8	7-20	.350	4-15	.267	0-1	.000	9	5	14	2.3	10	0	5	0	0	0	18	3.0
TOTAL	6-0	65/10.8	7-20	.350	4-15	.267	0-1	.000	9	5	14	2.3	10	0	5	0	0	0	18	3.0



15 John Weger

Guard

Fr. ▶ 6-3 ▶ 1650
Muenster, Texas ▶

North Texas 2018-19: Walk-on.

↳ career highs

Points: 1, vs. TAMUC - 11/14/18
Rebounds: 1, vs. TAMUC - 11/14/18
Assists: N/A
Steals: 2, vs. TAMUC - 11/14/18
Blocks: N/A
FG Made: N/A
FG Attempts: 2, vs. TAMUC - 11/14/18
3FG Made: N/A
3FG Attempts: 1, vs. UMES - 11/17/18
FT Made: 1, vs. TAMUC - 11/14/18
FT Attempts: 2, vs. TAMUC - 11/14/18

↳ 2018-19 Stats

Opponent	Date	gs	min	Total		3-Pointers		Free throws		Rebounds				pf	a	t/o	blk	stl	pts	avg
				fg-fga	pct	3fg-fga	pct	ft-fta	pct	off	def	tot	avg							
TEX. A&M-COMMERCE	11/14/18		11	0-2	.000	0-0	.000	1-2	.500	0	1	1	1.0	0	0	0	0	2	1	1.0
MARYLAND EASTERN SH	11/17/18		3	0-1	.000	0-1	.000	0-0	.000	0	0	0	0.5	0	0	0	0	0	0	0.5
Totals		0	14	0-3	.000	0-1	.000	1-2	.500	0	1	1	0.5	0	0	0	0	2	1	0.5

Games played: 2
 Minutes/game: 7.0
 Points/game: 0.5
 FG Pct: 0.0
 3FG Pct: 0.0
 FT Pct: 50.0

Rebounds/game: 0.5
 Steals/game: 1.0

↳ Career Stats

Season	gp-gs	min/avg	Total		3-Point		F-Throws		Rebounds				Scoring								
			fg-fga	pct	fg-fga	pct	ft-fta	pct	off	def	tot	avg	pf	fo	ast	to	blk	stl	pts	avg	
2018-19	2-0	14/7.0	0-3	.000	0-1	.000	1-2	.500	0	1	1	0.5	0	0	0	0	0	0	2	1	0.5
TOTAL	2-0	14/7.0	0-3	.000	0-1	.000	1-2	.500	0	1	1	0.5	0	0	0	0	0	2	1	0.5	



20 Tope Arikawe

Forward

Sr. ▶ 6-8 ▶ 220

Lagos, Nigeria ▶

(Panola College/Covenant Christian Academy)

↳ career highs

Points: 13 at Southern Miss - 1/20/18

Rebounds: 12 at Southern Miss - 1/20/18

Assists: 1 vs. McNeese St. - 12/9/17, vs. FIU - 1/27/18, at San Francisco 3/26/18

Steals: 2 vs. McNeese St. - 12/9/17, vs. San Francisco 3/30/18

Blocks: 2 vs. McNeese St. - 12/9/17, vs. LA Tech 3/7/18

FG Made: 5 (3x, last at FIU - 2/22/18)

FG Attempts: 8, vs. San Francisco - 3/28/18

3FG Made: N/A

3FG Attempts: N/A

FT Made: 3, vs. Eureka - 11/10/17

FT Attempts: 4 (6x, last vs. Angelo St. - 11/6/18)

North Texas 2017-18: Appeared in 33 games, started three games...Played in five of six CBI Tournament games, had 10 points and six rebounds in the second game of the CBI Championship...Averaged 4 points per game and grabbed 3.6 rebounds per game...Shot 52.1 percent from the field on the season off 50-for-96 shooting...His 120 rebounds were the sixth-most on the team.

↳ 2018-19 Stats

Opponent	Date	gs	min	Total		3-Pointers		Free throws		Rebounds				pf	a	t/o	blk	stl	pts	avg
				fg-fga	pct	3fg-fga	pct	ft-fa	pct	off	def	tot	avg							
ANGELO ST.	11/06/18	14		1-3	.333	0-0	.000	2-4	.500	4	1	5	5.0	3	0	1	1	0	4	4.0
vs Humboldt State	11/09/18	2		0-2	.000	0-0	.000	0-0	.000	0	0	0	2.5	0	0	0	0	0	0	2.0
vs Portland	11/10/18	13		2-5	.400	0-0	.000	3-4	.750	0	1	1	2.0	0	0	0	1	1	7	3.7
at Hawai'i	11/11/18	1		0-0	.000	0-0	.000	1-2	.500	1	0	1	1.8	0	0	0	0	0	1	3.0
MAINE	11/20/18	3		1-1	1.000	0-0	.000	0-0	.000	1	1	2	1.8	0	0	0	0	0	2	2.8
SAINT PETER'S	11/24/18	1		0-1	.000	0-0	.000	0-0	.000	0	0	0	1.5	0	0	0	0	0	0	2.3
at Oklahoma	11/27/18	7		0-0	.000	0-0	.000	0-0	.000	0	1	1	1.4	1	0	0	0	0	0	2.0
at Indiana St.	12/05/18	6		1-2	.500	0-0	.000	0-0	.000	1	0	1	1.4	2	0	2	1	0	2	2.0
UT ARLINGTON	12/08/18	7		2-2	1.000	0-0	.000	0-0	.000	1	1	2	1.4	0	0	0	0	0	4	2.2
Totals		0	54	7-16	.438	0-0	.000	6-10	.600	8	5	13	1.4	6	0	3	3	1	20	2.2

Games played: 9

Minutes/game: 6.0

Points/game: 2.2

FG Pct: 43.8

FT Pct: 60.0

Rebounds/game: 1.4

Turnovers/game: 0.3

Steals/game: 0.1

Blocks/game: 0.3

↳ Career Stats

Season	gp-gs	min/avg	Total		3-Point		F-Throws		Rebounds				Scoring							
			fg-fga	pct	fg-fga	pct	ft-fa	pct	off	def	tot	avg	pf	fo	ast	to	blk	stl	pts	avg
2017-18	33-3	381/11.5	50-96	.521	0-0	.000	32-50	.640	51	69	120	3.6	60	2	3	26	14	11	132	4.0
2018-19	9-0	54/6.0	7-16	.438	0-0	.000	6-10	.600	8	5	13	1.4	6	0	0	3	3	1	20	2.2
TOTAL	42-3	435/10.4	57-112	.509	0-0	.000	38-60	.633	59	74	133	3.2	66	2	3	29	17	12	152	3.6



22 Larry
Wise

Guard

Fr. ▶ 6-5 ▶ 185
Waxahachie, Texas ▶
(Waxahachie HS)

High School: Three-star recruit by Rivals.com...Ranked as the No. 23 Texas recruit by TexasTop100.com...Rated as the No. 27 Texas recruit by TexasHoops.com... 2018 Texas Association of Basketball Coaches First Team All-Region and First-Team All-State honors...2017 TABC All-State and All-Region...Led Waxahachie to an impressive 33-5 record as a senior including a perfect 16-0 in district...Averaged 18 points per game as a senior...Led the Indians to a District 10-5A title...Advanced to the regional quarterfinals as a senior.

↳ career highs

Points: N/A
Rebounds: N/A
Assists: N/A
Steals: N/A
Blocks: N/A
FG Made: N/A
FG Attempts: N/A
3FG Made: N/A
3FG Attempts: N/A
FT Made: N/A
FT Attempts: N/A

↳ 2018-19 Stats

↳ Career Stats



23 Michael Miller

Guard

Sr. ▶ 6-3 ▶ 170
Michigan City, Indiana ▶
(Shawnee CC/ Michigan City HS)

↳ career highs

Points: 19 at South Dakota - 3/14/18
Rebounds: 10, vs. Angelo St. - 11/6/18
Assists: 4 vs. Bethune Cookman - 11/16/17
Steals: 2 at San Francisco - 3/26/18, vs. TAMUC - 11/14/17
Blocks: 1 (8x, last at Hawai'i. - 11/11/18)
FG Made: 8, vs. TAMUC - 11/14/18
FG Attempts: 14 at San Francisco - 3/26/18
3FG Made: 5, vs. Humboldt. St. - 11/9/18
3FG Attempts: 9, vs. Humboldt. St. - 11/9/18
FT Made: 3 (3x, last vs. San Francisco - 3/30/18)
FT Attempts: 6 at South Dakota - 3/14/18

North Texas 2017-18: Played in 30 games...Averaged 3.6 points and 2.5 rebounds per game for the season...Started all six CBI Tournament games and averaged 10.3 points and 5.7 rebounds...Switched his shooting-hand at the start of the CBI and averaged 6.6 more points per game as a right-handed shooter.

↳ 2018-19 Stats

Opponent	Date	gs	min	Total		3-Pointers		Free throws		Rebounds				pf	a	t/o	blk	stl	pts	avg
				fg-fga	pct	3fg-fga	pct	ft-fa	pct	off	def	tot	avg							
ANGELO ST.	11/06/18	22	2-3	.667	1-2	.500	0-0	.000	5	5	10	10.0	2	3	1	1	0	5	5.0	
vs Humboldt State	11/09/18	27	6-13	.462	5-9	.556	0-0	.000	2	5	7	8.5	1	1	3	0	1	17	11.0	
vs Portland	11/10/18	14	1-3	.333	0-1	.000	0-0	.000	2	1	3	6.7	1	1	1	0	0	2	8.0	
at Hawai'i	11/11/18	27	4-6	.667	0-1	.000	1-2	.500	1	2	3	5.8	1	2	1	1	0	9	8.3	
TEX. A&M-COMMERCE	11/14/18	22	8-11	.727	2-4	.500	0-0	.000	0	1	1	4.8	4	1	1	0	2	18	10.2	
MARYLAND EASTERN SH	11/17/18	20	0-3	.000	0-3	.000	2-4	.500	2	4	6	5.0	0	0	0	1	2	2	8.8	
MAINE	11/20/18	29	4-6	.667	2-3	.667	0-0	.000	1	2	3	4.7	1	1	1	0	0	10	9.0	
SAINT PETER'S	11/24/18	21	3-4	.750	0-0	.000	0-1	.000	4	2	6	4.9	3	0	2	0	0	6	8.6	
at Oklahoma	11/27/18	16	2-5	.400	0-1	.000	2-2	1.000	2	1	3	4.7	5	3	1	0	0	6	8.3	
at Indiana St.	12/05/18	*	30	5-7	.714	1-2	.500	0-0	.000	2	5	7	4.9	3	3	3	0	1	11	8.6
UT ARLINGTON	12/08/18	*	23	6-12	.500	1-3	.333	4-4	1.000	0	3	3	4.7	2	0	1	2	0	17	9.4
Totals		2	251	41-73	.562	12-29	.414	9-13	.692	21	31	52	4.7	23	15	15	5	6	103	9.4

Games played: 11
 Minutes/game: 22.8
 Points/game: 9.4
 FG Pct: 56.2
 3FG Pct: 41.4
 FT Pct: 69.2

Rebounds/game: 4.7
 Assists/game: 1.4
 Turnovers/game: 1.4
 Assist/turnover ratio: 1.0
 Steals/game: 0.5
 Blocks/game: 0.5

↳ Career Stats

Season	gp-gs	min/avg	Total		3-Point		F-Throws		Rebounds				Scoring							
			fg-fga	pct	fg-fga	pct	ft-fa	pct	off	def	tot	avg	pf	fo	ast	to	blk	stl	pts	avg
2017-18	30-6	367/12.2	38-90	.422	11-42	.262	21-30	.700	25	51	76	2.5	42	0	16	25	6	5	108	3.6
2018-19	11-2	251/22.8	41-73	.562	12-29	.414	9-13	.692	21	31	52	4.7	23	1	15	15	5	6	103	9.4
TOTAL	41-8	618/15.1	79-163	.485	23-71	.324	30-43	.698	46	82	128	3.1	65	1	31	40	11	11	211	5.1



24 Zachary Simmons

Forward

So. ▶ 6-10 ▶ 235
Abilene, Texas ▶
(Cedar Hill HS)

↳ career highs

Points: 24 vs. Maine 11/20/18
Rebounds: 22 at San Francisco - 3/26/18
Assists: 2 vs. Eureka - 11/10/17, at San Francisco - 3/26/18, vs. UMES - 11/17/18
Steals: 3 vs. LA Tech - 3/7/18
Blocks: 3 (4x, last vs San Francisco - 3/30/18)
FG Made: 10 vs. Portland - 11/10/18, vs. Maine 11/20/18,
FG Attempts: 14, vs. Maine 11/20/18
3FG Made: 1, vs. UMES - 11/17/18
3FG Attempts: 1, vs. UMES - 11/17/18
FT Made: 4 (5x last vs. Maine 11/20/18)
FT Attempts: 7 vs. TAMUC - 11/14/18

North Texas 2017-18: Set the single-season program-record for field goal percentage (.662)...Played in 37 of 38 games and started 29...Started all six CBI Tournament games, averaging 10 points and 10.8 rebounds per game...His 68 total rebounds in the CBI were the second-most in the tournament's history...Had a career-high 22 rebounds in the first game of the CBI Championship...Had a then career-high 13 points versus Jacksonville St. in the CBI Semifinals

↳ 2018-19 Stats

Opponent	Date	gs	min	Total		3-Pointers		Free throws		Rebounds				pf	a	t/o	blk	stl	pts	avg	
				fg-fga	pct	3fg-fga	pct	ft-fta	pct	off	def	tot	avg								
ANGELO ST.	11/06/18	*	20	3-4	.750	0-0	.000	4-4	1.000	1	2	3	3.0	0	0	0	3	2	10	10.0	
vs Humboldt State	11/09/18	*	16	4-5	.800	0-0	.000	3-4	.750	2	2	4	3.5	5	0	2	0	2	11	10.5	
vs Portland	11/10/18	*	27	10-12	.833	0-0	.000	3-3	1.000	2	4	6	4.3	4	1	1	1	0	23	14.7	
at Hawai'i	11/11/18	*	29	4-8	.500	0-0	.000	0-0	.000	4	4	8	5.3	4	1	2	2	1	8	13.0	
TEX. A&M-COMMERCE	11/14/18	*	16	2-2	1.000	0-0	.000	4-7	.571	2	4	6	5.4	2	1	0	0	0	8	12.0	
MARYLAND EASTERN SH	11/17/18	*	31	7-9	.778	1-1	1.000	2-2	1.000	2	5	7	5.7	2	2	1	1	2	17	12.8	
MAINE	11/20/18	*	36	10-14	.714	0-0	.000	4-5	.800	3	5	8	6.0	5	0	1	2	0	24	14.4	
SAINT PETER'S	11/24/18	*	33	6-8	.750	0-0	.000	3-5	.600	3	2	5	5.9	0	0	1	3	2	15	14.5	
at Oklahoma	11/27/18	*	29	2-8	.250	0-0	.000	0-0	.000	5	7	12	6.6	3	1	3	0	0	4	13.3	
at Indiana St.	12/05/18	*	26	3-4	.750	0-0	.000	2-2	1.000	0	4	4	6.3	4	0	0	2	1	8	12.8	
UT ARLINGTON	12/08/18	*	31	4-9	.444	0-1	.000	0-1	.000	6	4	10	6.6	2	1	1	0	0	8	12.4	
Totals			11	294	55-83	.663	1-2	.500	25-33	.758	30	43	73	6.6	31	7	12	14	10	136	12.4

Games played: 11
Minutes/game: 26.7
Points/game: 12.4
FG Pct: 66.3
3FG Pct: 50.0
FT Pct: 75.8

Rebounds/game: 6.6
Assists/game: 0.6
Turnovers/game: 1.1
Assist/turnover ratio: 0.6
Steals/game: 0.9
Blocks/game: 1.3

↳ Career Stats

Season	gp-gs	min/avg	Total		3-Point		F-Throws		Rebounds				Scoring							
			fg-fga	pct	fg-fga	pct	ft-fta	pct	off	def	tot	avg	pf	fo	ast	to	blk	stl	pts	avg
2017-18	37-29	762/20.6	102-154	.662	0-0	.000	35-62	.565	79	112	191	5.2	129	7	15	35	24	16	239	6.5
2018-19	11-11	294/26.7	55-83	.663	1-2	.500	25-33	.758	30	43	73	6.6	31	2	7	12	14	10	136	12.4
TOTAL	48-40	1056/22.0	157-237	.662	1-2	.500	60-95	.632	109	155	264	5.5	160	9	22	47	38	26	375	7.8



35 Shakeem Alcindor

Forward

Fr. ▶ 6-8 ▶ 215
 St. Croix, Virgin Island ▶
 (Link Year Prep)

↳ career highs
Points: 4, vs. UMES - 11/17/18
Rebounds: 6, vs. UMES - 11/17/18
Assists: N/A
Steals: N/A
Blocks: 1, vs. TAMUC - 11/14/18
FG Made: 2, vs. UMES - 11/17/18
FG Attempts: 3, vs. UMES - 11/17/18
3FG Made: N/A
3FG Attempts: N/A
FT Made: 1, vs. TAMUC - 11/14/18
FT Attempts: 2, vs. TAMUC - 11/14/18

Virgin Islands: Earned the Virgin Islands' Tim Duncan Player of the Year award in 2017...Named the Raja Bell Defensive Player of the Year award in 2017...Awarded the Fitzroy Brow Shot Blocking award in 2017...Earned the Ronald Charles Rebounding award in 2017...A recipient of the Glen "Kimble" Williams Scoring award in 2017...Averaged 19.7 points, 10.2 rebounds, two blocks and 1.2 assists per game.

↳ 2018-19 Stats

Opponent	Date	gs	min	Total		3-Pointers		Free throws		Rebounds				pf	a	t/o	blk	stl	pts	avg
				fg-fga	pct	3fg-fga	pct	ft-fta	pct	off	def	tot	avg							
vs Humboldt State	11/09/18	dnp	-	-	-	-	-	-	-	-	-	-	-	-	-	-	-	-	-	-
vs Portland	11/10/18	dnp	-	-	-	-	-	-	-	-	-	-	-	-	-	-	-	-	-	-
at Hawai'i	11/11/18	dnp	-	-	-	-	-	-	-	-	-	-	-	-	-	-	-	-	-	-
TEX. A&M-COMMERCE	11/14/18	14	1-2	.500	0-0	.000	1-2	.500	1	1	2	2.0	5	0	1	1	0	3	3.0	
MARYLAND EASTERN SH	11/17/18	9	2-3	.667	0-0	.000	0-0	.000	3	3	6	4.0	3	0	0	0	0	4	3.5	
SAINT PETER'S	11/24/18	2	0-0	.000	0-0	.000	0-0	.000	0	0	0	2.7	1	0	0	0	0	0	2.3	
Totals		0	25	3-5	.600	0-0	.000	1-2	.500	4	4	8	2.7	9	0	1	1	0	7	2.3

Games played: 3
 Minutes/game: 8.3
 Points/game: 2.3
 FG Pct: 60.0
 FT Pct: 50.0

Rebounds/game: 2.7
 Turnovers/game: 0.3
 Blocks/game: 0.3

↳ Career Stats

Season	gp-gs	min/avg	Total		3-Point		F-Throws		Rebounds				Scoring							
			fg-fga	pct	fg-fga	pct	ft-fta	pct	off	def	tot	avg	pf	fo	ast	to	blk	stl	pts	avg
2018-19	3-0	25/8.3	3-5	.600	0-0	.000	1-2	.500	4	4	8	2.7	9	1	0	1	1	0	7	2.3
TOTAL	3-0	25/8.3	3-5	.600	0-0	.000	1-2	.500	4	4	8	2.7	9	1	0	1	1	0	7	2.3



55

DJ Draper

Guard

R-Jr. ▶ 5-10 ▶ 165
Bedford, Texas ▶

↳ career highs

Points: 23, at Rice - 1/13/18
Rebounds: 4, (6x, last vs. Jacksonville St. - 3/21/18)
Assists: 3, at Rice - 1/13/18, at LA Tech - 1/18/18
Steals: 4, vs. Eureka - 11/10/17
Blocks: N/A
FG Made: 8, at Rice - 1/13/18
FG Attempts: 11, at Rice - 1/13/18
3FG Made: 6, at Rice - 1/13/18, vs. UTSA 3/1/18
3FG Attempts: 9, at Rice - 1/13/18
FT Made: 4, at UAB - 2/8/18
FT Attempts: 7, at UAB - 2/8/18

North Texas 2017-18: Second on the team in 3-pointers with 49...Scored a career-high 23 points off six 3-pointers at Rice on Jan. 13...Averaged 8.6 points per game in conference...Led the team in 3-point field goal percentage (41.5) off 49-of-118 shooting...Earned a scholarship following the season.

↳ 2018-19 Stats

Opponent	Date	gs	min	Total		3-Pointers		Free throws		Rebounds				pf	a	t/o	blk	stl	pts	avg
				fg-fga	pct	3fg-fga	pct	ft-fga	pct	off	def	tot	avg							
ANGELO ST.	11/06/18	29	6-11	.545	5-8	.625	2-2	1.000	0	2	2	2.0	2	2	1	0	1	19	19.0	
vs Humboldt State	11/09/18	33	1-3	.333	1-1	1.000	2-3	.667	0	0	0	1.0	3	2	1	0	3	5	12.0	
vs Portland	11/10/18	32	3-5	.600	3-5	.600	0-0	.000	0	0	0	0.7	3	1	0	0	0	9	11.0	
at Hawai'i	11/11/18	17	0-2	.000	0-2	.000	1-2	.500	0	0	0	0.5	1	1	1	0	1	1	8.5	
TEX. A&M-COMMERCE	11/14/18	23	2-2	1.000	2-2	1.000	0-0	.000	0	3	3	1.0	2	4	1	0	2	6	8.0	
MARYLAND EASTERN SH	11/17/18	24	2-8	.250	2-7	.286	0-0	.000	0	3	3	1.3	0	1	0	0	1	6	7.7	
MAINE	11/20/18	30	3-4	.750	3-4	.750	2-2	1.000	0	2	2	1.4	1	2	0	1	0	11	8.1	
SAINT PETER'S	11/24/18	5	0-0	.000	0-0	.000	0-0	.000	0	0	0	1.3	2	0	0	0	0	0	7.1	
at Oklahoma	11/27/18	5	0-1	.000	0-1	.000	0-0	.000	0	0	0	1.1	3	0	0	0	0	0	6.3	
at Indiana St.	12/05/18	9	0-0	.000	0-0	.000	0-0	.000	1	1	2	1.2	2	0	0	0	0	0	5.7	
UT ARLINGTON	12/08/18	22	1-2	.500	1-1	1.000	3-3	1.000	0	2	2	1.3	2	1	0	0	0	6	5.7	
Totals		0	229	18-38	.474	17-31	.548	10-12	.833	1	13	14	1.3	21	14	4	1	8	63	5.7

Games played: 11
 Minutes/game: 20.8
 Points/game: 5.7
 FG Pct: 47.4
 3FG Pct: 54.8
 FT Pct: 83.3

Rebounds/game: 1.3
 Assists/game: 1.3
 Turnovers/game: 0.4
 Assist/turnover ratio: 3.5
 Steals/game: 0.7
 Blocks/game: 0.1

↳ Career Stats

Season	gp-gs	min/avg	Total		3-Point		F-Throws		Rebounds				Scoring							
			fg-fga	pct	fg-fga	pct	ft-fga	pct	off	def	tot	avg	pf	fo	ast	to	blk	stl	pts	avg
2016-17	16-0	31/1.9	3-7	.429	2-5	.400	1-3	.333	0	3	3	0.2	1	0	3	1	0	3	9	0.6
2017-18	34-1	653/19.2	58-131	.443	49-118	.415	21-29	.724	9	39	48	1.4	63	1	20	22	0	23	186	5.5
2018-19	11-0	229/20.8	18-38	.474	17-31	.548	10-12	.833	1	13	14	1.3	21	0	14	4	1	8	63	5.7
TOTAL	61-1	913/15.0	79-176	.449	68-154	.442	32-44	.727	10	55	65	1.1	85	1	37	27	1	34	258	4.2

> BOX SCORES

> GAME ONE (UNT 89, ANGELO ST. 55)

Official Basketball Box Score -- Game Totals -- Final Statistics
Angelo St. vs North Texas
11/06/18 7:00 pm at

Angelo St. 55 • 0-1

#	Player	Total			3-Ptr			Rebounds			PF	TP	A	TO	Blk	Stl	Min
		FG-FGA	FG-FGA	FT-FTA	Off	Def	Tot	Off	Def	Tot							
21	Valentine Sangoyomi	r	0-2	0-0	0-0	3	1	4	4	0	0	1	0	0	0	19	
22	Antonio Singleton	r	3-8	3-5	3-5	2	2	4	2	12	0	4	0	0	0	22	
04	Daron Mims	g	6-14	3-7	2-2	1	1	2	1	17	1	3	0	1	23		
11	Ronald Bell	g	8-17	1-3	1-3	2	0	2	2	18	0	3	0	1	24		
23	Collin Turner	g	1-6	0-3	0-1	0	3	3	3	2	2	3	0	0	33		
00	Jordan Caldwell		0-0	0-0	0-0	0	1	1	1	0	1	0	0	0	3		
03	James Kirksey		2-7	0-0	0-0	2	1	3	4	4	3	2	0	0	23		
05	Josh Boutte		0-0	0-0	0-1	0	5	5	1	0	0	0	0	2	21		
15	Yildon Mendoza		0-2	0-1	1-2	0	0	0	1	1	0	1	0	1	15		
32	Trevor Berry		0-0	0-0	0-0	0	0	0	0	0	0	0	0	0	2		
33	Kendrick Washington		0-1	0-1	1-3	1	0	1	0	1	0	0	0	0	12		
	Team					7	0	7									
	Totals		20-57	7-20	8-17	18	14	32	19	55	7	15	1	7	197		

FG % 1st Half: 9-31 29.0% 2nd half: 11-26 42.3% Game: 20-57 35.1%
 3FG % 1st Half: 4-11 36.4% 2nd half: 3-9 33.3% Game: 7-20 35.0%
 FT % 1st Half: 2-8 25.0% 2nd half: 6-9 66.7% Game: 8-17 47.1%

North Texas 89 • 1-0

#	Player	Total			3-Ptr			Rebounds			PF	TP	A	TO	Blk	Stl	Min
		FG-FGA	FG-FGA	FT-FTA	Off	Def	Tot	Off	Def	Tot							
10	SIMMONS, Jahmiah	r	2-3	0-0	0-0	1	5	6	3	4	1	1	2	0	24		
24	SIMMONS, Zachary	r	3-4	0-0	4-4	1	2	3	0	10	0	3	2	0	20		
00	Ryan Woolridge	g	3-8	0-2	2-2	1	5	6	2	8	10	3	0	0	24		
01	Umoja Gibson	g	10-14	7-11	5-7	2	1	3	2	32	0	3	0	2	24		
02	Jordan Duffy	g	3-10	1-5	0-0	1	4	5	1	7	1	5	0	0	29		
13	TIKHONENKO, Mark		0-4	0-4	0-0	2	0	2	2	0	1	0	0	0	14		
20	ARIKAWA, Tope		1-3	0-0	2-4	4	1	5	3	4	0	1	1	0	22		
23	MILLER, Michael		2-3	1-2	0-0	5	5	10	2	5	3	1	1	0	14		
55	DRAPER, DJ		6-11	5-8	2-2	0	2	2	2	19	2	1	0	1	29		
	Team					1	1	2									
	Totals		30-60	14-32	15-19	18	26	44	17	89	18	16	7	7	200		

FG % 1st Half: 15-28 53.6% 2nd half: 15-32 46.9% Game: 30-60 50.0%
 3FG % 1st Half: 7-15 46.7% 2nd half: 7-17 41.2% Game: 14-32 43.8%
 FT % 1st Half: 7-11 63.6% 2nd half: 8-8 100.0% Game: 15-19 78.9%

Officials: Technical fouls: Angelo St.-None. North Texas-None.
 Attendance: 1204
 2018-19 Men's Basketball. Round: 0. Angelo St. vs North Texas. Played at .

Score by periods	1st	2nd	Total
Angelo St.	24	31	55
North Texas	44	45	89

> GAME TWO (UNT 93, HUMBOLDT ST. 48)

Official Basketball Box Score -- Game Totals -- Final Statistics
North Texas vs Humboldt State
11/09/18 4:30 p.m. at Stan Sheriff Center - Honolulu, HI

North Texas 93 • 2-0, (1-0 ORRC)

#	Player	Total			3-Ptr			Rebounds			PF	TP	A	TO	Blk	Stl	Min
		FG-FGA	FG-FGA	FT-FTA	Off	Def	Tot	Off	Def	Tot							
00	WOOLRIDGE, Ryan	*	5-7	0-1	1-1	0	8	8	1	11	6	3	0	1	27		
01	GIBSON, Umoja	*	10-13	6-6	1-2	1	2	3	2	27	5	1	0	4	23		
02	DUFFY, Jordan	*	5-12	3-7	1-2	1	2	3	2	14	3	1	0	1	28		
10	SIMMONS, Jahmiah	*	1-2	0-0	2-4	0	5	5	1	4	0	2	0	2	25		
24	SIMMONS, Zachary	*	4-5	0-0	3-4	2	2	4	5	11	0	2	0	2	16		
13	TIKHONENKO, Mark		2-7	0-4	0-1	4	0	4	1	4	2	0	0	0	19		
20	ARIKAWA, Tope		0-2	0-0	0-0	0	0	0	0	0	0	0	0	0	2		
23	MILLER, Michael		6-13	5-9	0-0	2	5	7	1	17	1	3	0	1	27		
55	DRAPER, DJ		1-3	1-1	2-3	0	0	0	3	5	2	1	0	3	33		
	Team					3	3	6									
	Totals		34-64	15-28	10-17	13	27	40	16	93	19	13	0	14	200		

FG % 1st Half: 20-40 50.0% 2nd half: 14-24 58.3% Game: 34-64 53.1%
 3FG % 1st Half: 8-13 61.5% 2nd half: 7-15 46.7% Game: 15-28 53.6%
 FT % 1st Half: 1-2 50.0% 2nd half: 9-15 60.0% Game: 10-17 58.8%

Humboldt State 48 • 0-1, (0-1 ORRC)

#	Player	Total			3-Ptr			Rebounds			PF	TP	A	TO	Blk	Stl	Min
		FG-FGA	FG-FGA	FT-FTA	Off	Def	Tot	Off	Def	Tot							
05	Everett, Justin	*	2-4	0-0	4-6	0	0	0	3	8	0	2	1	0	15		
20	Strong, Jackson	*	2-6	0-3	0-0	0	2	2	1	4	2	3	1	1	25		
23	Williams, LJ	*	0-0	0-0	0-0	2	0	2	0	0	0	0	0	0	9		
25	Alston, Deion	*	1-6	0-3	0-1	1	2	3	2	2	3	2	0	1	19		
32	Kaub, Jack	*	2-6	0-2	2-2	1	0	1	2	6	1	3	0	2	14		
02	Young II, Calvin		6-9	0-0	1-1	3	7	10	0	13	0	4	1	0	20		
03	Curti, Kameron		0-4	0-4	0-0	0	1	1	1	0	2	2	0	0	18		
12	Jackson, Bryce		1-2	0-1	0-0	0	0	0	1	2	0	0	0	0	8		
15	Mijas, Victor		0-6	0-4	2-2	1	2	3	2	5	10	2	2	0	18		
21	Christian, Zachary		5-9	0-1	0-1	2	3	5	2	10	2	2	0	0	22		
22	Green, Amari		0-1	0-0	0-0	0	2	2	0	2	0	1	0	0	17		
24	Wilson, Romario		0-3	0-0	0-0	0	0	0	0	0	0	0	0	0	7		
34	Johnson, Hunter		0-1	0-0	0-0	1	1	2	0	0	0	0	0	0	6		
55	Ellison, Marjani		0-0	0-0	1-3	0	0	0	0	1	0	0	0	0	2		
	Team					2	0	2									
	Totals		19-57	0-18	10-16	13	20	33	19	48	10	22	5	8	200		

FG % 1st Half: 10-26 38.5% 2nd half: 9-31 29.0% Game: 19-57 33.3%
 3FG % 1st Half: 0-10 0.0% 2nd half: 0-8 0.0% Game: 0-18 0.0%
 FT % 1st Half: 3-5 60.0% 2nd half: 7-11 63.6% Game: 10-16 62.5%

Officials: Ryan Wells, Todd Apo, Daniel Coda
 Attendance: Outrigger Resorts Rainbow Classic Game #1

Score by periods	1st	2nd	Total
North Texas	49	44	93
Humboldt State	23	25	48

> GAME THREE (UNT 78, PORTLAND 73)

Official Basketball Box Score -- Game Totals -- Final Statistics
Portland vs North Texas
11/10/18 4:30 p.m. at Stan Sheriff Center - Honolulu, HI

Portland 73 • 1-2

#	Player	Total			3-Ptr			Rebounds			PF	TP	A	TO	Blk	Stl	Min
		FG-FGA	FG-FGA	FT-FTA	Off	Def	Tot	Off	Def	Tot							
02	JoJo Walker	*	9-11	4-5	0-0	0	3	3	3	22	0	3	0	1	31		
10	Marcus Shaver Jr.	*	6-13	3-7	3-6	0	1	1	2	18	1	3	0	2	31		
11	Josh McSwiggan	*	3-10	0-5	3-3	0	2	2	0	9	1	0	0	0	40		
12	Theo Akwuba	*	0-4	0-0	2-4	2	6	8	4	2	0	0	3	0	32		
04	Tahirou Diabate	*	2-5	0-0	3-4	3	1	4	3	7	0	2	0	1	14		
01	Malcolm Porter		0-0	0-0	0-0	0	0	0	0	0	0	0	0	0	9		
13	Franklin Porter		2-5	2-4	1-2	0	1	1	1	7	2	0	0	0	24		
32	Hugh Hogland		3-4	0-0	2-2	1	0	1	1	8	2	1	0	1	19		
	Team					2	4	6									
	Totals		25-52	9-21	14-21	8	18	26	14	73	6	9	3	5	200		

FG % 1st Half: 11-23 47.8% 2nd half: 14-29 48.3% Game: 25-52 48.1%
 3FG % 1st Half: 4-11 36.4% 2nd half: 5-10 50.0% Game: 9-21 42.9%
 FT % 1st Half: 4-6 66.7% 2nd half: 10-15 66.7% Game: 14-21 66.7%

North Texas 78 • 3-0

#	Player	Total			3-Ptr			Rebounds			PF	TP	A	TO	Blk	Stl	Min
		FG-FGA	FG-FGA	FT-FTA	Off	Def	Tot	Off	Def	Tot							
00	WOOLRIDGE, Ryan	*	8-12	2-2	4-6	1	6	7	3	22	8	5	1	1	37		
01	GIBSON, Umoja	*	2-6	2-6	3-3	0	2	2	4	9	0	1	0	0	16		
02	DUFFY, Jordan	*	1-6	1-5	0-0	0	5	5	0	3	5	0	0	1	34		
10	SIMMONS, Jahmiah	*	1-4	0-1	1-2	1	1	2	3	3	1	0	0	0	27		
24	SIMMONS, Zachary	*	10-12	0-0	3-3	2	4	6	4	23	1	1	1	0	27		
20	ARIKAWA, Tope		2-5	0-0	3-4	0	1	1	0	7	0	0	0	1	13		
23	MILLER, Michael		1-3														

> BOX SCORES

> GAME FIVE (UNT 102, TAMUC 53)

Official Basketball Box Score -- Game Totals -- Final Statistics Tex. A&M-Commerce vs North Texas 11/14/18 7:00 pm at

Tex. A&M-Commerce 53 • 3-1

#	Player	Total			3-Ptr			Rebounds			PF	TP	A	TO	Blk	Stl	Min
		FG	FGA	FT	FTA	Off	Def	Tot									
02	Trey Conrad	f	5-12	0-3	2-6	4	2	6	3	12	0	1	0	2	21		
03	Tyree Robinson	f	3-5	0-0	0-2	3	5	8	3	6	1	0	0	0	22		
04	Srdan Budimir	f	0-2	0-2	2-2	0	0	0	2	2	0	0	1	0	20		
01	Reggie Reid	g	4-12	2-7	0-0	0	2	2	3	10	2	2	0	0	21		
10	Willie Rooks	g	2-9	0-5	0-1	1	3	4	1	4	0	1	0	1	24		
11	Vernon Lowndes Jr.	g	1-5	1-4	0-0	1	1	2	2	3	2	3	0	0	14		
20	Carson Tuttle	g	2-4	0-2	1-2	0	2	2	0	5	0	2	0	1	24		
21	Deonta Terrell	g	2-6	1-2	2-2	1	2	3	0	7	1	2	0	0	24		
24	Rodney Brown	g	1-3	0-0	2-4	1	1	2	0	4	0	1	0	0	23		
55	Clarence Evans	g	0-0	0-0	0-0	0	0	0	1	0	1	0	1	0	7		
Team						1	2	3									
Totals			20-58	4-25	9-19	12	20	32	15	53	7	12	2	4	200		

FG % 1st Half: 10-28 35.7%	2nd half: 10-30 33.3%	Game: 20-58 34.5%	Deadball
3FG % 1st Half: 2-12 16.7%	2nd half: 2-13 15.4%	Game: 4-25 16.0%	Rebounds
FT % 1st Half: 5-10 50.0%	2nd half: 4-9 44.4%	Game: 9-19 47.4%	3

North Texas 102 • 5-0

#	Player	Total			3-Ptr			Rebounds			PF	TP	A	TO	Blk	Stl	Min
		FG	FGA	FT	FTA	Off	Def	Tot									
10	Jahmiah Simmons	f	0-3	0-1	2-4	2	5	7	1	2	3	0	0	0	0	20	
24	Zachary Simmons	f	2-2	0-0	4-7	2	4	6	2	8	1	0	0	0	16		
00	Ryan Woolridge	g	4-6	3-4	3-4	1	6	7	0	14	2	2	0	1	25		
01	Umoja Gibson	g	8-13	6-11	0-0	1	3	4	1	22	4	0	0	1	25		
02	Jordan Duffy	g	8-14	3-7	0-0	0	4	4	1	19	2	0	0	0	22		
13	Mark Tikhonenko	g	3-6	3-5	0-0	1	3	4	9	1	0	0	0	0	21		
15	WEGER, John	g	0-2	0-0	1-2	0	1	1	0	1	0	0	0	2	11		
23	Michael Miller	g	8-11	2-4	0-0	0	1	1	4	18	1	0	1	0	22		
35	ALCINDOR, Shakeem	g	1-2	0-0	1-2	1	1	2	5	3	0	1	1	0	14		
55	DJ Draper	g	2-2	2-2	0-0	0	3	3	2	6	4	1	0	2	23		
Team						2	2	4									
Totals			36-61	19-34	11-19	10	33	43	20	102	18	6	1	8	199		

FG % 1st Half: 18-32 56.3%	2nd half: 18-29 62.1%	Game: 36-61 59.0%	Deadball
3FG % 1st Half: 9-19 47.4%	2nd half: 10-15 66.7%	Game: 19-34 55.9%	Rebounds
FT % 1st Half: 8-13 61.5%	2nd half: 3-5 50.0%	Game: 11-19 57.9%	3

Officials: Technical fouls: Tex. A&M-Commerce-None. North Texas-None.
Attendance: 2530
2018-19 Men's Basketball. Round: 0. North Texas vs Tex. A&M-Commerce. Played at

Score by periods	1st	2nd	Total
Tex. A&M-Commerce	27	26	53
North Texas	53	49	102

Points	In	Off	2nd	Fast	Bench
TAMUC	Paint	T/O	Chance	Break	
UNT	24	5	8	4	19
UNT	34	24	15	12	37

Last FG - TAMUC 2nd-02:59, UNT 2nd-01:05.
Largest lead - TAMUC None, UNT by 50 2nd-01:05.
TAMUC led for 00:00. UNT led for 39:19. Game was tied for 00:21.
Score tied - 0 times.
Lead changed - 0 times.

> GAME SIX (UNT 68, UMES 34)

Official Basketball Box Score -- Game Totals -- Final Statistics Maryland Eastern Shore vs North Texas 11/17/18 5:00 pm at

Maryland Eastern Shore 34 • 0-4

#	Player	Total			3-Ptr			Rebounds			PF	TP	A	TO	Blk	Stl	Min
		FG	FGA	FT	FTA	Off	Def	Tot									
12	AJ Cheeseman	f	1-7	0-2	0-0	3	3	6	3	2	1	3	0	0	27		
22	Gabriel Gyamfi	f	0-1	0-0	3-4	1	2	3	5	3	0	3	0	1	18		
03	Canaan Bartley	g	3-14	0-4	0-0	0	4	4	1	6	1	1	0	1	33		
11	Ahmad Frost	g	3-6	1-3	0-0	0	2	2	2	7	0	1	0	1	25		
13	Bryan Urrutia	g	1-5	0-3	0-1	0	2	2	1	2	1	4	0	1	36		
01	Ryan Andino	g	3-7	2-5	3-3	0	1	1	0	11	1	0	0	0	32		
10	Montraz Oliver	g	0-2	0-2	1-2	0	1	1	0	1	0	1	0	0	18		
15	Tyler Jones	g	1-6	0-2	0-0	0	2	2	2	2	0	1	0	2	16		
20	Dontae Caldwell	g	0-5	0-1	0-0	1	2	3	2	0	0	0	0	0	7		
Team						1	3	4									
Totals			12-53	3-22	7-10	6	22	28	16	34	4	15	0	6	202		

FG % 1st Half: 7-27 25.9%	2nd half: 5-26 19.2%	Game: 12-53 22.6%	Deadball
3FG % 1st Half: 3-14 21.4%	2nd half: 0-8 0.0%	Game: 3-22 13.6%	Rebounds
FT % 1st Half: 4-5 80.0%	2nd half: 3-5 60.0%	Game: 7-10 70.0%	1,1

North Texas 68 • 6-0

#	Player	Total			3-Ptr			Rebounds			PF	TP	A	TO	Blk	Stl	Min
		FG	FGA	FT	FTA	Off	Def	Tot									
10	SIMMONS, Jahmiah	f	4-5	0-1	0-0	0	8	8	1	8	2	0	0	0	19		
24	SIMMONS, Zachary	f	7-9	1-1	2-2	2	5	7	2	17	2	1	1	2	31		
00	Ryan Woolridge	g	4-10	0-3	0-2	1	5	6	2	8	4	5	1	5	33		
01	Umoja Gibson	g	2-5	2-4	6-7	0	1	1	2	12	2	1	0	0	29		
02	Jordan Duffy	g	3-9	2-7	3-6	1	4	5	2	11	2	4	0	0	27		
13	TIKHONENKO, Mark	g	0-1	0-1	0-0	2	2	4	1	0	1	0	0	0	5		
15	WEGER, John	g	0-1	0-1	0-0	0	0	0	0	0	0	0	0	0	3		
23	MILLER, Michael	g	0-3	0-3	2-4	2	4	6	0	2	0	0	1	2	20		
35	ALCINDOR, Shakeem	g	2-3	0-0	0-0	3	3	6	3	4	0	0	0	0	9		
55	DRAPER, DJ	g	2-8	2-7	0-0	0	3	3	0	6	1	0	0	1	24		
Team						0	2	2									
Totals			24-54	7-28	13-21	11	37	48	13	68	14	11	3	10	200		

FG % 1st Half: 11-26 42.3%	2nd half: 13-28 46.4%	Game: 24-54 44.4%	Deadball
3FG % 1st Half: 3-14 21.4%	2nd half: 4-14 28.6%	Game: 7-28 25.0%	Rebounds
FT % 1st Half: 5-7 71.4%	2nd half: 8-14 57.1%	Game: 13-21 61.9%	4

Officials: Dave Cusick,Rodrick Dixon,Gary Maxwell
Technical fouls: Maryland Eastern Shore-None. North Texas-None.
Attendance: 2226
2018-19 Men's Basketball. Round: 0. North Texas vs UMES. Played at

Score by periods	1st	2nd	Total
Maryland Eastern Shore	21	13	34
North Texas	30	38	68

Points	In	Off	2nd	Fast	Bench
UMES	Paint	T/O	Chance	Break	
UNT	12	1	3	0	14
UNT	30	15	8	3	12

Last FG - UMES 2nd-01:30, UNT 2nd-01:01.
Largest lead - UMES None, UNT by 34 2nd-01:01.
UMES led for 00:00. UNT led for 39:06. Game was tied for 00:54.
Score tied - 1 time.
Lead changed - 0 times.

> GAME SEVEN (UNT 74, MAINE 63 OT)

Official Basketball Box Score -- Game Totals -- Final Statistics Maine vs North Texas 11/20/18 7:00 pm at

Maine 63 • 0-5

#	Player	Total			3-Ptr			Rebounds			PF	TP	A	TO	Blk	Stl	Min
		FG	FGA	FT	FTA	Off	Def	Tot									
00	Andrew Fleming	f	4-11	0-1	3-5	0	4	4	4	11	5	2	2	2	37		
03	Vilgot Larsson	f	7-8	1-2	0-1	2	5	7	5	15	2	1	2	0	34		
11	Ilija Stojiljkovic	f	0-1	0-1	0-0	0	1	1	5	0	1	0	1	0	19		
04	Terion Moss	g	2-6	1-2	0-0	1	1	2	2	5	3	2	0	0	43		
14	Isaiah White	g	8-19	3-10	3-4	3	1	4	3	22	1	2	0	1	40-		
02	Celio Araujo	g	0-1	0-0	0-0	0	1	1	0	0	1	0	0	1	15		
25	Sergio El Darwich	g	4-9	2-7	0-0	0	4	4	4	10	0	2	0	3	33		
32	Dennis Ashley	g	0-0	0-0	0-0	0	0	0	1	0	1	0	0	0	4		
50	Vincent Eze	g	0-1	0-0	0-0	0	0	0	0	0	1	0	0	0	1		
Team						4	0	4									
Totals			25-56	7-23	6-10	10	17	27	24	63	14	11	5	7	226		

FG % 1st Half: 11-27 40.7%	2nd half: 14-24 58.3%	OT: 0-5 0.0%	Game: 25-56 44.6%	Deadball
3FG % 1st Half: 1-12 8.3%	2nd half: 6-9 66.7%	OT: 0-2 0.0%	Game: 7-23 30.4%	Rebounds
FT % 1st Half: 0-0 0.0%	2nd half: 3-6 50.0%	OT: 3-4 75.0%	Game: 6-10 60.0%	1

North Texas 74 • 7-0

#	Player	Total			3-Ptr			Rebounds			PF	TP	A	TO	Blk	Stl	Min
		FG	FGA	FT	FTA	Off	Def	Tot									
10	SIMMONS, Jahmiah	f	2-5	0-0	2-2	0	2</										

> BOX SCORES

> GAME NINE (Oklahoma 73, UNT 57)

Official Basketball Box Score -- Game Totals -- Final Statistics
North Texas vs Oklahoma
11/27/18 7 PM at Lloyd Noble Center

North Texas 57 • 8-1

#	Player	Total			3-Ptr			Rebounds			PF	TP	A	TO	Blk	Stl	Min
		FG	FGA	FT	FTA	Off	Def	Tot									
00	WOOLRIDGE, Ryan	6	15	1	2	4	6	1	4	5	1	17	1	4	1	40	
01	GIBSON, Umoja	1	11	0	7	3	3	1	2	3	2	5	0	4	0	26	
02	DUFFY, Jordan	3	11	2	6	1	2	0	2	2	3	9	0	1	0	29	
10	SIMMONS, Jahmiah	1	7	0	1	1	2	4	4	8	3	3	2	1	0	22	
24	SIMMONS, Zachary	2	8	0	0	0	0	5	7	12	3	4	1	3	0	29	
03	SMART, Roosevelt	4	11	3	8	2	2	0	3	3	4	13	1	3	0	24	
13	TIKHONENKO, Mark	0	0	0	0	0	0	0	0	0	1	0	0	0	0	2	
20	ARIKAWA, Tope	0	0	0	0	0	0	1	1	1	1	0	0	0	0	7	
23	MILLER, Michael	2	5	0	1	2	2	2	1	3	5	6	3	1	0	16	
55	DRAPER, DJ	0	1	0	1	0	0	0	0	0	3	0	0	0	0	5	
Team						1		3		4							
Totals		19	69	6	26	13	17	14	27	41	26	57	8	17	1	8	200

FG % 1st Half: 9-31 29.0% 2nd half: 10-38 26.3% Game: 19-69 27.5% Deadball Rebounds 6
 3FG % 1st Half: 4-16 25.0% 2nd half: 2-10 20.0% Game: 6-26 23.1%
 FT % 1st Half: 5-7 71.4% 2nd half: 8-10 80.0% Game: 13-17 76.5%

Oklahoma 73 • 6-1

#	Player	Total			3-Ptr			Rebounds			PF	TP	A	TO	Blk	Stl	Min
		FG	FGA	FT	FTA	Off	Def	Tot									
00	James, Christian	3	7	2	4	1	2	0	2	2	3	9	4	3	0	20	
02	Calixte, Aaron	3	7	0	3	1	3	0	2	2	1	7	3	2	0	26	
04	McNeace, Jamuni	5	6	0	0	6	13	3	7	10	4	16	0	1	2	30	
21	Doolittle, Kristian	3	5	0	0	2	3	0	3	3	2	8	0	0	0	21	
35	Manek, Brady	3	8	1	3	4	4	0	8	8	1	10	3	3	2	37	
01	Odomes, Rashard	1	3	1	1	0	2	0	1	1	0	3	0	1	0	11	
03	Reynolds, Miles	6	11	1	3	4	6	1	2	3	2	17	1	2	0	31	
05	Freeman, Matt	0	2	0	1	0	0	1	1	2	2	0	1	1	0	13	
24	Bieniemy, Jamal	1	4	1	2	0	0	0	6	6	0	3	0	1	0	19	
44	Polla, Hannes	0	0	0	0	0	0	0	0	0	0	0	2	0	0	2	
Team						2		3		5							
Totals		25	53	6	17	17	33	7	35	42	15	73	12	16	4	8	200

FG % 1st Half: 9-23 39.1% 2nd half: 16-30 53.3% Game: 25-53 47.2% Deadball Rebounds 10
 3FG % 1st Half: 1-6 16.7% 2nd half: 5-11 45.5% Game: 6-17 35.3%
 FT % 1st Half: 10-16 62.5% 2nd half: 8-17 47.1% Game: 17-33 51.5%

Officials: Doug Simmons, Darron George, Larry Spaulding
 Technical fouls: North Texas-None, Oklahoma-None.
 Attendance: 6553
 Estimated attendance: 3744

Score by periods

	1st	2nd	Total
North Texas	27	30	57
Oklahoma	29	44	73

	In	Off	2nd	Fast	Bench
Points	Paint	T/O	Chance	Break	
UNT	24	12	10	0	19
OU	38	15	4	8	23

Last FG - UNT 2nd-02:51, OU 2nd-01:10.
 Largest lead - UNT by 2 2nd-17:13, OU by 19 2nd-01:10.
 UNT led for 00:13, OU led for 35:56. Game was tied for 03:51.
 Score tied - 5 times.
 Lead changed - 2 times.

> GAME TEN (UNT 80, Indiana St. 69)

Official Basketball Box Score -- Game Totals -- Final Statistics
North Texas vs Indiana St.
12/05/18 7:00 pm at

North Texas 80 • 9-1

#	Player	Total			3-Ptr			Rebounds			PF	TP	A	TO	Blk	Stl	Min
		FG	FGA	FT	FTA	Off	Def	Tot									
24	SIMMONS, Zachary	3	4	0	0	2	2	0	4	4	4	8	0	0	2	1	26
00	WOOLRIDGE, Ryan	4	9	1	2	3	3	3	7	10	2	12	0	2	0	1	39
02	DUFFY, Jordan	7	15	5	12	4	4	1	1	2	2	23	0	1	0	28	
03	SMART, Roosevelt	6	15	4	11	0	0	0	3	3	1	16	1	4	0	31	
23	MILLER, Michael	5	7	1	2	0	0	2	5	7	3	11	3	3	0	30	
01	GIBSON, Umoja	2	6	2	5	0	0	0	2	2	4	6	0	1	0	15	
10	SIMMONS, Jahmiah	1	2	0	0	1	1	0	0	0	3	2	0	2	0	16	
20	ARIKAWA, Tope	1	2	0	0	0	0	1	0	1	2	2	0	2	1	6	
55	DRAPER, DJ	0	0	0	0	0	0	1	1	2	2	0	0	0	0	9	
Team						0		1		1							
Totals		29	60	13	32	9	10	9	30	39	23	80	14	17	3	4	200

FG % 1st Half: 14-28 50.0% 2nd half: 15-32 46.9% Game: 29-60 48.3% Deadball Rebounds 0
 3FG % 1st Half: 7-15 46.7% 2nd half: 6-17 35.3% Game: 13-32 40.6%
 FT % 1st Half: 4-4 100.0% 2nd half: 5-6 83.3% Game: 9-10 90.0%

Indiana St. 69 • 5-2

#	Player	Total			3-Ptr			Rebounds			PF	TP	A	TO	Blk	Stl	Min
		FG	FGA	FT	FTA	Off	Def	Tot									
35	Devin Thomas	0	3	0	2	3	4	0	4	4	2	3	0	3	0	1	18
41	Omondre Rickman	0	3	0	0	2	2	2	2	4	2	2	0	2	0	1	17
01	Allante Holston	4	8	0	0	0	0	1	1	2	1	8	3	1	0	31	
02	Jordan Barnes	8	19	1	7	9	10	1	7	8	1	26	5	1	0	39	
11	Tyreke Key	8	11	3	3	2	2	1	1	2	1	21	2	1	0	37	
05	Bronson Kessinger	1	7	0	0	1	4	3	3	6	3	3	0	0	0	23	
12	Tyeshon Martin	0	1	0	0	0	0	0	0	0	0	0	0	0	0	1	
13	Clayton Hughes	1	2	1	1	0	0	0	0	0	4	3	0	1	0	16	
23	De'Avion Washington	1	5	1	4	0	0	0	3	3	1	3	0	3	0	18	
Team						2		2		4							
Totals		23	59	6	17	17	24	10	23	33	15	69	10	12	2	6	200

FG % 1st Half: 9-29 31.0% 2nd half: 14-30 46.7% Game: 23-59 39.0% Deadball Rebounds 3
 3FG % 1st Half: 3-9 33.3% 2nd half: 3-8 37.5% Game: 6-17 35.3%
 FT % 1st Half: 5-6 83.3% 2nd half: 12-18 66.7% Game: 17-24 70.8%

Officials: Ed Crenshaw, Rodrick Dixon, Jeb Hartness
 Technical fouls: North Texas-GIBSON, Umoja; SIMMONS, Zachary, Indiana St.-Jordan Barnes.
 Attendance: 3113
 2018-19 Men's Basketball. Round: 0. Indiana St. vs North Texas. Played at .

Score by periods

	1st	2nd	Total
North Texas	39	41	80
Indiana St.	26	43	69

	In	Off	2nd	Fast	Bench
Points	Paint	T/O	Chance	Break	
UNT	30	14	5	13	10
ISU	30	19	6	15	9

Last FG - UNT 2nd-01:04, ISU 2nd-00:32.
 Largest lead - UNT by 21 2nd-08:43, ISU None.
 UNT led for 39:15, ISU led for 00:00. Game was tied for 00:45.
 Score tied - 0 times.
 Lead changed - 0 times.

> GAME ELEVEN (UNT 63, UT Arlington. 61)

Official Basketball Box Score -- Game Totals -- Final Statistics
UT Arlington vs North Texas
12/08/18 5:00 pm at

UT Arlington 61 • 3-7

#	Player	Total			3-Ptr			Rebounds			PF	TP	A	TO	Blk	Stl	Min
		FG	FGA	FT	FTA	Off	Def	Tot									
20	Andres Ibarguen	3	3	0	0	2	6	8	2	8	0	3	4	0	0	32	
00	Brian Warren	5	12	3	6	2	4	0	3	3	5	15	1	2	0	26	
04	David Azore	5	15	0	3	1	1	3	11	6	2	0	2	0	1	35	
21	Pedro Castro	1	1	0	0	0	3	3	0	2	0	2	0	4	1	19	
22	TiAndre Jackson-Youn	4	8	3	4	1	1	0	3	3	0	12	0	1	0	25	
02	DJ Bryant	1	3	1	2	0	0	1	1	3	3	0	0	0	0	14	
03	Ayoub Nouhi	0	1	0	1	0	0	0	0	0	0	0	0	0	0	4	
10	Radshad Davis	2	7	0	1	0	0	5	2	7	1	4	4	3	0	21	
13	Jabari Narcis	0	0	0	0	0	0	0	0	0	2	0	0	0	0	5	
23	Patrick Mwamba	2	4	2	2	1	5	6	1	6	0	1	0	1	0	19	
Team						4		1		5							
Totals		23	54	9	19	6	13	13	25	38	17	61	11	16	5	5	200

FG % 1st Half: 14-30 46.7% 2nd half: 9-24 37.5% Game: 23-54 42.6% Deadball Rebounds 2
 3FG % 1st Half: 6-8 75.0% 2nd half: 3-11 27.3% Game: 9-19 47.4%
 FT % 1st Half: 2-5 40.0% 2nd half: 4-8 50.0% Game: 6-13 46.2%

North Texas 63 • 10-1

#	Player	Total			3-Ptr			Rebounds			PF	TP	A	TO	Blk	Stl	Min
		FG	FGA	FT	FTA	Off	Def	Tot									
24	SIMMONS, Zachary	4	9	0	1	0	1	6	4	10	2	8	1	1	0	0	31
00	WOOLRIDGE, Ryan	6	10	0	2	2	7	1	3	4	2</						

> TEAM HIGHS

POINTS	102	TEX. A&M-COMMERCE (11/14/18)
	93	vs Humboldt State (11/09/18)
	89	ANGELO ST. (11/06/18)
	80	at Indiana St. (12/05/18)
	78	vs Portland (11/10/18)
FIELD GOALS MADE	36	TEX. A&M-COMMERCE (11/14/18)
	34	vs Humboldt State (11/09/18)
FIELD GOAL ATTEMPTS	69	at Oklahoma (11/27/18)
	64	vs Humboldt State (11/09/18)
FIELD GOAL PERCENTAGE	.590 (36-61)	TEX. A&M-COMMERCE (11/14/18)
	.531 (34-64)	vs Humboldt State (11/09/18)
3 PT FIELD GOALS MADE	19	TEX. A&M-COMMERCE (11/14/18)
	15	vs Humboldt State (11/09/18)
3 PT FG ATTEMPTS	34	TEX. A&M-COMMERCE (11/14/18)
	32	at Indiana St. (12/05/18)
	32	ANGELO ST. (11/06/18)
3 PT FG PERCENTAGE	.559 (19-34)	TEX. A&M-COMMERCE (11/14/18)
	.545 (6-11)	MAINE (11/20/18)
FREE THROWS MADE	20	MAINE (11/20/18)
	19	SAINT PETER'S (11/24/18)
FREE THROW ATTEMPTS	27	SAINT PETER'S (11/24/18)
	24	MAINE (11/20/18)
FREE THROW PERCENTAGE	.900 (9-10)	at Indiana St. (12/05/18)
	.833 (20-24)	MAINE (11/20/18)
REBOUNDS	48	MARYLAND EASTERN SHORE (11/17/18)
	44	ANGELO ST. (11/06/18)
ASSISTS	19	vs Humboldt State (11/09/18)
	18	TEX. A&M-COMMERCE (11/14/18)
	18	ANGELO ST. (11/06/18)
STEALS	14	vs Humboldt State (11/09/18)
	10	MARYLAND EASTERN SHORE (11/17/18)
BLOCKED SHOTS	7	ANGELO ST. (11/06/18)
	4	SAINT PETER'S (11/24/18)
TURNOVERS	17	at Indiana St. (12/05/18)
	17	at Oklahoma (11/27/18)
FOULS	26	at Oklahoma (11/27/18)
	23	at Indiana St. (12/05/18)

> INDIVIDUAL HIGHS

Points	32		GIBSON, Umoja vs Angelo St. (11/06/18)
	27		GIBSON, Umoja vs Humboldt State (11/09/18)
	24		SIMMONS, Zachary vs Maine (11/20/18)
Field Goals Made	23		DUFFY, Jorden at Indiana St. (12/05/18)
	23		SIMMONS, Zachary vs Portland (11/10/18)
	10		SIMMONS, Zachary vs Maine (11/20/18)
	10		SIMMONS, Zachary vs Portland (11/10/18)
	10		GIBSON, Umoja vs Humboldt State (11/09/18)
Field Goal Att.	10		GIBSON, Umoja vs Angelo St. (11/06/18)
	15		SMART, Roosevelt at Indiana St. (12/05/18)
	15		DUFFY, Jorden at Indiana St. (12/05/18)
FG Pct (min 5 made)	.833	(10-12)	WOOLRIDGE, Ryan at Oklahoma (11/27/18)
	.778	(7-9)	SIMMONS, Zachary vs Portland (11/10/18)
3-Point FG Made	7		SIMMONS, Zachary vs Maryland Eastern Shore (11/17/18)
	6		GIBSON, Umoja vs Angelo St. (11/06/18)
	6		Umoja Gibson vs Tex. A&M-Commerce (11/14/18)
3-Point FG Att.	6		GIBSON, Umoja vs Humboldt State (11/09/18)
	12		GIBSON, Umoja vs Angelo St. (11/06/18)
	11		DUFFY, Jorden at Indiana St. (12/05/18)
	11		SMART, Roosevelt at Indiana St. (12/05/18)
3-Pt FG Pct (min 2 made)	1.000	(6-6)	Umoja Gibson vs Tex. A&M-Commerce (11/14/18)
	1.000	(2-2)	GIBSON, Umoja vs Humboldt State (11/09/18)
	1.000	(2-2)	DJ Draper vs Tex. A&M-Commerce (11/14/18)
Free Throws Made	6		WOOLRIDGE, Ryan vs Portland (11/10/18)
	6		WOOLRIDGE, Ryan vs Saint Peter's (11/24/18)
	6		WOOLRIDGE, Ryan vs Maine (11/20/18)
	6		Umoja Gibson vs Maryland Eastern Shore (11/17/18)
Free Throw Att.	10		WOOLRIDGE, Ryan vs Saint Peter's (11/24/18)
	7		WOOLRIDGE, Ryan vs UT Arlington (12/08/18)
	7		WOOLRIDGE, Ryan vs Maine (11/20/18)
	7		Umoja Gibson vs Maryland Eastern Shore (11/17/18)
	7		Zachary Simmons vs Tex. A&M-Commerce (11/14/18)
	7		GIBSON, Umoja vs Angelo St. (11/06/18)
FT Pct (min 3 made)	1.000	(5-5)	GIBSON, Umoja vs Saint Peter's (11/24/18)
	1.000	(4-4)	MILLER, Michael vs UT Arlington (12/08/18)
	1.000	(4-4)	DUFFY, Jorden at Indiana St. (12/05/18)
	1.000	(4-4)	SIMMONS, Jahmiah vs Saint Peter's (11/24/18)
	1.000	(4-4)	SIMMONS, Zachary vs Angelo St. (11/06/18)
	1.000	(3-3)	DRAPER, DJ vs UT Arlington (12/08/18)
	1.000	(3-3)	WOOLRIDGE, Ryan at Indiana St. (12/05/18)
	1.000	(3-3)	GIBSON, Umoja at Oklahoma (11/27/18)
	1.000	(3-3)	SIMMONS, Jahmiah at Hawai'i (11/11/18)
	1.000	(3-3)	DUFFY, Jorden at Hawai'i (11/11/18)
Rebounds	10		GIBSON, Umoja vs Portland (11/10/18)
	10		SIMMONS, Zachary vs Portland (11/10/18)
	12		SIMMONS, Zachary at Oklahoma (11/27/18)
	10		SIMMONS, Zachary vs UT Arlington (12/08/18)
Assists	10		WOOLRIDGE, Ryan at Indiana St. (12/05/18)
	10		WOOLRIDGE, Ryan vs Angelo St. (11/06/18)
	10		MILLER, Michael vs Angelo St. (11/06/18)
Steals	5		WOOLRIDGE, Ryan at Indiana St. (12/05/18)
	4		WOOLRIDGE, Ryan vs Angelo St. (11/06/18)
			Ryan Woolridge vs Maryland Eastern Shore (11/17/18)
			GIBSON, Umoja at Oklahoma (11/27/18)

> CATEGORY LEADERS

Points	G	Pts	Pts/G
GIBSON, Umoja	11	151	13.7
WOOLRIDGE, Ryan	11	144	13.1
SIMMONS, Zachary	11	136	12.4
DUFFY, Jordan	11	111	10.1
MILLER, Michael	11	103	9.4
DRAPER, DJ	11	63	5.7
SIMMONS, Jahmiah	11	51	4.6
SMART, Roosevelt	4	42	10.5
ARIKAWA, Tope	9	20	2.2
TIKHONENKO, Mark	6	18	3.0
ALCINDOR, Shakeem	3	7	2.3
WEGER, John	2	1	0.5

FG Percentage	FG	Att	Pct
SIMMONS, Zachary	55	83	.663
ALCINDOR, Shakeem	3	5	.600
MILLER, Michael	41	73	.562
WOOLRIDGE, Ryan	53	103	.515
DRAPER, DJ	18	38	.474
GIBSON, Umoja	46	103	.447
ARIKAWA, Tope	7	16	.438
SIMMONS, Jahmiah	18	43	.419
DUFFY, Jordan	37	101	.366
TIKHONENKO, Mark	7	20	.350
SMART, Roosevelt	15	45	.333
WEGER, John	0	3	.000

3-Point Percentage	3FG	Att	Pct
DRAPER, DJ	17	31	.548
SIMMONS, Zachary	1	2	.500
GIBSON, Umoja	33	75	.440
MILLER, Michael	12	29	.414
WOOLRIDGE, Ryan	7	19	.368
SMART, Roosevelt	10	32	.313
DUFFY, Jordan	19	62	.306
TIKHONENKO, Mark	4	15	.267
WEGER, John	0	1	.000
SIMMONS, Jahmiah	0	5	.000

Free Throw Percent	FG	Att	Pct
SMART, Roosevelt	2	2	1.000
GIBSON, Umoja	26	31	.839
DRAPER, DJ	10	12	.833
SIMMONS, Zachary	25	33	.758
DUFFY, Jordan	18	25	.720
MILLER, Michael	9	13	.692
SIMMONS, Jahmiah	15	22	.682
WOOLRIDGE, Ryan	31	50	.620
ARIKAWA, Tope	6	10	.600
ALCINDOR, Shakeem	1	2	.500
WEGER, John	1	2	.500
TIKHONENKO, Mark	0	1	.000

Scoring Average	G	Pts	Avg/G
GIBSON, Umoja	11	151	13.7
WOOLRIDGE, Ryan	11	144	13.1
SIMMONS, Zachary	11	136	12.4
SMART, Roosevelt	4	42	10.5
DUFFY, Jordan	11	111	10.1
MILLER, Michael	11	103	9.4
DRAPER, DJ	11	63	5.7
SIMMONS, Jahmiah	11	51	4.6
TIKHONENKO, Mark	6	18	3.0
ALCINDOR, Shakeem	3	7	2.3
ARIKAWA, Tope	9	20	2.2
WEGER, John	2	1	0.5

Field Goal Attempts	G	Att	Att/G
GIBSON, Umoja	11	103	9.4
WOOLRIDGE, Ryan	11	103	9.4
DUFFY, Jordan	11	101	9.2
SIMMONS, Zachary	11	83	7.5
MILLER, Michael	11	73	6.6

Field Goals Made	G	Made	Made/G
SIMMONS, Zachary	11	55	5.0
WOOLRIDGE, Ryan	11	53	4.8
GIBSON, Umoja	11	46	4.2
MILLER, Michael	11	41	3.7
DUFFY, Jordan	11	37	3.4

3-Point FG Attempts	G	Att	Att/G
GIBSON, Umoja	11	75	6.8
DUFFY, Jordan	11	62	5.6
SMART, Roosevelt	4	32	8.0
DRAPER, DJ	11	31	2.8
MILLER, Michael	11	29	2.6

3-Point FG Made	G	Made	Made/G
GIBSON, Umoja	11	33	3.0
DUFFY, Jordan	11	19	1.7
DRAPER, DJ	11	17	1.5
MILLER, Michael	11	12	1.1
SMART, Roosevelt	4	10	2.5

Free Throw Attempts	G	Att	Att/G
WOOLRIDGE, Ryan	11	50	4.5
SIMMONS, Zachary	11	33	3.0
GIBSON, Umoja	11	31	2.8
DUFFY, Jordan	11	25	2.3
SIMMONS, Jahmiah	11	22	2.0

Free Throws Made	G	Made	Made/G
WOOLRIDGE, Ryan	11	31	2.8
GIBSON, Umoja	11	26	2.4
SIMMONS, Zachary	11	25	2.3
DUFFY, Jordan	11	18	1.6
SIMMONS, Jahmiah	11	15	1.4

> COMPARE GAME-BY-GAME

Opponent	1st	2nd	Score	Mar	Total FG	FG Pct	3-Pointers	3FG Pct	Free Throws	FT Pct	Rebounds	Assist	T/Over	Block	Steal	Fouls
ANGELO ST.	44/24	45/31	89-55	+34	30-60/20-57	.500/.351	14-32/7-20	.438/.350	15-19/8-17	.789/.471	44/32 +12	18/7	16/15	7/1	7/7	17/19
Humboldt State	49/23	44/25	93-48	+45	34-64/19-57	.531/.333	15-28/0-18	.536/.000	10-17/10-16	.588/.625	40/33 +7	19/10	13/22	0/5	14/8	16/19
Portland	39/30	39/43	78-73	+5	28-53/25-52	.528/.481	8-20/9-21	.400/.429	14-18/14-21	.778/.667	26/26 -	17/6	9/9	3/3	3/5	18/14
Hawai'i	35/17	33/34	68-51	+17	27-55/19-52	.491/.365	5-19/6-24	.263/.250	9-14/7-13	.643/.538	34/32 +2	13/10	11/17	3/6	6/4	18/14
TEX. A&M-COMMERCE	53/27	49/26	102-53	+49	36-61/20-58	.590/.345	19-34/4-25	.559/.160	11-19/9-19	.579/.474	43/32 +11	18/7	6/12	1/2	8/4	20/15
MARYLAND EASTERN SHORE	30/21	38/13	68-34	+34	24-54/12-53	.444/.226	7-28/3-22	.250/.136	13-21/7-10	.619/.700	48/28 +20	14/4	11/15	3/0	10/6	13/16
MAINE	35/23	25/37	74-63	+11	24-46/25-56	.522/.446	6-11/7-23	.545/.304	20-24/6-10	.833/.600	32/27 +5	16/14	14/11	3/5	4/7	15/24
SAINT PETER'S	30/27	45/39	75-66	+9	25-53/24-50	.472/.480	6-16/5-19	.375/.263	19-27/13-17	.704/.765	34/26 +8	12/10	14/15	4/5	8/9	14/20
Oklahoma	27/29	30/44	57-73	(16)	19-69/25-53	.275/.472	6-26/6-17	.231/.353	13-17/17-33	.765/.515	41/42 (1)	8/12	17/16	1/4	8/8	26/15
Indiana St.	39/26	41/43	80-69	+11	29-60/23-59	.483/.390	13-32/6-17	.406/.353	9-10/17-24	.900/.708	39/33 +6	14/10	17/12	3/2	4/6	23/15
UT ARLINGTON	31/36	32/25	63-61	+2	24-58/23-54	.414/.426	4-25/9-19	.160/.474	11-17/6-13	.647/.462	36/38 (2)	10/11	10/16	3/5	4/5	17/17

Note: Game totals are displayed in the format TEAM/OPPONENT for each category

> SEASON STATS

RECORD:	OVERALL	HOME	AWAY	NEUTRAL
ALL GAMES	10-1	6-0	2-1	2-0
CONFERENCE	0-0	0-0	0-0	0-0
NON-CONFERENCE	10-1	6-0	2-1	2-0

#	Player	gp-gs	min	avg	Total		3-Point		F-Throw		Rebounds			pf	dq	a	to	blk	stl	pts	avg			
					fg-fga	fg%	3fg-fga	3fg%	ft-fa	ft%	off	def	tot									avg		
01	GIBSON, Umoja	11-9	282	25.6	46-103	.447	33-75	.440	26-31	.839	5	20	25	2.3	28	0	17	19	0	15	151	13.7		
00	WOOLRIDGE, Ryan	11-11	364	33.1	53-103	.515	7-19	.368	31-50	.620	11	55	66	6.0	18	0	59	40	5	20	144	13.1		
24	SIMMONS, Zachary	11-11	294	26.7	55-83	.663	1-2	.500	25-33	.758	30	43	73	6.6	31	2	7	12	14	10	136	12.4		
02	DUFFY, Jordan	11-11	314	28.5	37-101	.366	19-62	.306	18-25	.720	6	43	49	4.5	16	0	24	15	0	6	111	10.1		
23	MILLER, Michael	11-2	251	22.8	41-73	.562	12-29	.414	9-13	.692	21	31	52	4.7	23	1	15	15	5	6	103	9.4		
55	DRAPER, DJ	11-0	229	20.8	18-38	.474	17-31	.548	10-12	.833	1	13	14	1.3	21	0	14	4	1	8	63	5.7		
10	SIMMONS, Jahmiah	11-9	229	20.8	18-43	.419	0-5	.000	15-22	.682	10	44	54	4.9	24	1	12	11	2	3	51	4.6		
03	SMART, Roosevelt	4-2	104	26.0	15-45	.333	10-32	.313	2-2	1.000	2	9	11	2.8	11	0	6	11	0	5	42	10.5		
20	ARIKAWA, Tope	9-0	54	6.0	7-16	.438	0-0	.000	6-10	.600	8	5	13	1.4	6	0	0	3	3	1	20	2.2		
13	TIKHONENKO, Mark	6-0	65	10.8	7-20	.350	4-15	.267	0-1	.000	9	5	14	2.3	10	0	5	0	0	0	18	3.0		
35	ALCINDOR, Shakeem	3-0	25	8.3	3-5	.600	0-0	.000	1-2	.500	4	4	8	2.7	9	1	0	1	1	0	7	2.3		
15	WEGER, John	2-0	14	7.0	0-3	.000	0-1	.000	1-2	.500	0	1	1	0.5	0	0	0	0	0	2	1	0.5		
Team											18	19	37											
Total.....		11	2225		300-633	.474	103-271	.380	144-203	.709	125	292	417	37.9	197	5	159	138	31	76	847	77.0		
Opponents.....		11	2225		235-601	.391	62-225	.276	114-193	.591	116	233	349	31.7	188	-	101	160	38	69	646	58.7		

TEAM STATISTICS	UNT	OPP	Date	Opponent	Score	Att.
SCORING	847	646	11/06/18	ANGELO ST.	w 89-55	1204
Points per game	77.0	58.7	11/09/18	vs Humboldt State	w 93-48	0
Scoring margin	+18.3	-	11/10/18	vs Portland	w 78-73	0
FIELD GOALS-ATT	300-633	235-601	11/11/18	at Hawai'i	w 68-51	5037
Field goal pct	.474	.391	11/14/18	TEX. A&M-COMMERCE	w 102-53	2530
3 POINT FG-ATT	103-271	62-225	11/17/18	MARYLAND EASTERN SHORE	w 68-34	2226
3-point FG pct	.380	.276	11/20/18	MAINE	wot 74-63	2358
3-pt FG made per game	9.4	5.6	11/24/18	SAINT PETER'S	w 75-66	2031
FREE THROWS-ATT	144-203	114-193	11/27/18	at Oklahoma	L 57-73	6553
Free throw pct	.709	.591	12/05/18	at Indiana St.	w 80-69	3113
F-Throws made per game	13.1	10.4	12/08/18	UT ARLINGTON	w 63-61	4275
REBOUNDS	417	349	* = Conference game			
Rebounds per game	37.9	31.7				
Rebounding margin	+6.2	-				
ASSISTS	159	101				
Assists per game	14.5	9.2				
TURNOVERS	138	160				
Turnovers per game	12.5	14.5				
Turnover margin	+2.0	-				
Assist/turnover ratio	1.2	0.6				
STEALS	76	69				
Steals per game	6.9	6.3				
BLOCKS	31	38				
Blocks per game	2.8	3.5				
ATTENDANCE	14624	14703				
Home games-Avg/Game	6-2437	3-4901				
Neutral site-Avg/Game	-	2-0				

Score by Periods	1st	2nd	OT	Totals
North Texas	412	421	14	847
Opponents	283	360	3	646

BROADCAST BIOS



0 RYAN WOOLRIDGE
G, 6-3, JR
Mansfield, TX
Lake Ridge HS



1 UMOJA GIBSON
G, 6-1, R-FR
Waco, TX
University HS



2 JORDEN DUFFY
G, 6-1, SR
Salisbury, MD
San Jacinto College



3 ROOSEVELT SMART
G, 6-3, JR
Chicago, IL
New Mexico JC



5 ABDUL MOHAMED
G, 6-7, JR
Ottawa, Canada
Gillette College



10 JAHMIAH SIMMONS
F, 6-4, R-SOPH
St. Thomas, USVI
Arkansas State



11 JJ MURRAY
G, 6-1, JR
Rowlett, TX
Eastfield College



13 MARK TIKHONENKO
F, 6-10, R-FR
Moscow, Russia
Mt. Zion Prep



20 TOPE ARIKAWA
F, 6-8, SR
Lagos, Nigeria
Panola College



22 LARRY WISE
G, 6-5, FR
Waxahachie, TX
Waxahachie HS



23 MICHAEL MILLER
G, 6-3, SR
Michigan City, IN
Shawnee CC



24 ZACHARY SIMMONS
F, 6-10, SOPH
Abilene, TX
Cedar Hill HS



35 SHAKEEM ALCINDOR
F, 6-8, FR
St. Croix, USVI
Link Year Prep

Head Coach.....Grant McCasland (2nd Year)
Alma Mater.....Baylor ('99)
Office Phone.....940-565-3448
Associate Head Coach.....Ross Hodge
Alma Mater.....Texas A&M-Commerce ('03)
Assistant Coach.....Jareem Dowling
Alma Mater... Maryland-Eastern Shore ('05)
Assistant Coach.....Matt Braeuer
Alma Mater.....Wichita State (08')
Strength & Conditioning.....Phill Baier
Basketball Operations.....Andy Schmitt
Director of Scouting.....Andrew Hudiburg
Graduate Assistant.....Chris Blakeley
Graduate Assistant.....Luis Lopez



55 DJ DRAPER
G, 5-10, R-JR
Bedford, TX
Birdville HS