

# WYOMING



## 2019-20 BASKETBALL GAME NOTES

Nick Seeman, Assistant AD for Media and Public Relations - Cell Phone: 612-741-0550 - Email: nseeman@uwyo.edu

### Game Information

**Game 25:** at New Mexico  
 Saturday, Feb. 8 | 4 p.m. MT  
 Albuquerque, N.M. | The Pit  
 Stream: Facebook  
 Play-By-Play: Arie Wolfe  
 Color: Dave Miller  
 Sideline: Dani Klupenger  
 Radio: Cowboy Sports Network  
 Play-by-Play: Dave Walsh  
 Color: Kevin McKinney  
 Live Audio/Stats: GoWYO.com

### Schedule/Results

10/30	NW Nazarene (Exhibition)	W, 62-56
11/5	Idaho State	W, 54-40
11/10	at South Carolina	L, 32-66
11/13	Cal State Fullerton	L, 53-60
11/16	Oregon State	L, 63-83
11/19	Detroit Mercy %	W, 76-49
11/21	Louisiana %	W, 69-61 OT
11/24	Colorado %	L, 41-56
11/26	TCU %	L, 47-54
12/4	Air Force *	L, 77-86
12/7	New Mexico *	L, 65-79
12/14	Northern Colorado	L, 53-74
12/18	Utah Valley	L, 67-69
12/21	at Denver	W, 72-66 OT
12/28	Nebraska Wesleyan	W, 82-68
1/1	at Boise State *	L, 54-65
1/4	at Colorado State *	L, 61-72
1/8	#7 San Diego State *	L, 52-72
1/11	UNLV *	L, 69-78 OT
1/14	at Nevada *	L, 67-68
1/18	Fresno State *	L 50-65
1/21	at #4 San Diego State *	L, 55-72
1/28	Utah State *	L, 45-68
2/1	at San Jose State *	W, 71-66
2/4	Boise State *	8 p.m.
2/8	at New Mexico *	4 p.m.
2/15	Colorado State *	2 p.m.
2/19	at Utah State *	7 p.m.
2/22	at Air Force *	2 p.m.
2/25	Nevada *	7 p.m.
2/29	at Fresno State *	5 p.m.
3/4	First Round\$	TBD
3/5	Quarterfinals\$	TBD
3/6	Semifinals\$	TBD
3/7	Championship\$	4 p.m.

\* MW Conference Games  
 \$ The 2020 Mountain West Championship will be played at the Thomas and Mack Center in Las Vegas, Nev.  
 % - MGM Main Event - Final Two games played at T-Mobile Arena in Las Vegas, Nev.

### Did You Know?

- Right in the heart of Oscar season, the second Saturday in February celebrates Global Movie Day to honor the way movies have captured audiences' hearts and minds around the world for over 100 years. Since their inception, movies have transcended geography, language, time, and culture, connecting us all through the power of storytelling.

### Wyoming Cowboys (6-18 Overall, 1-11 Mountain West)

Projected Starters									
	Pos.	Ht.	Wt.	Cl.	Hometown	PPG	RPG	APG	
0	Jake Hendricks	G	6-5	170	Sr.	Smithfield, Utah	9.7	3.9	1.1
2	A.J. Banks	G	6-2	163	Sr.	Las Vegas, Nev.	5.3	2.7	1.6
3	Kwane Marble II	G	6-6	195	Fr.	Denver, Colo.	6.1	2.2	0.8
11	Trevon "TJ" Taylor	G/F	6-6	197	So.	Chesapeake, Va.	5.9	3.3	0.5
24	Hunter Maldonado	G	6-7	200	R-So.	Colorado Springs, Colo.	16.8	5.6	3.9

Bench									
	Pos.	Ht.	Wt.	Cl.	Hometown	PPG	RPG	APG	
5	Haize Fornstrom	G	6-4	185	So.	Pine Bluffs, Wyo.	0.1	0.4	0.0
10	Hunter Thompson	F	6-10	235	So.	Pine Bluffs, Wyo.	7.8	4.4	0.9
12	Greg Milton III	G	6-3	185	So.	Elk Grove, Calif.	3.0	1.4	0.5
13	Brandon Porter	F	6-8	193	So.	Virginia Beach, Va.	2.8	0.6	0.1
14	Austin Mueller	F	6-6	210	R-So.	Highlands Ranch, Colo.	1.3	1.3	0.4
15	Tyler Morman	F	6-9	220	Jr.	Mableton, Ga.	1.0	2.5	0.5
22	Kenny Foster	G	6-5	190	Fr.	Aurora, Colo.	4.5	2.7	1.1
31	Javier Turner	F	6-11	230	Fr.	Omaha, Neb.	0.0	0.5	0.0

\* Indicates blocked shot average

**Head Coach:** Allen Edwards (Kentucky '02)  
 UW Record: 57-70 (.449), 4th Season  
 Overall Record: Same

**Assistant Coaches:** Jeremy Shyatt (Clemson '03)  
 Shaun Vandiver (Colorado '91)  
 Matt Wise (Transylvania '11)

### New Mexico Lobos (16-8 Overall, 5-6 Mountain West)

Players									
	Ht.	Pos.	Cl.	Wt.	Hometown	PPG	RPG	APG	
0	Zane Martin	6-4	G	R-Jr.	205	Philadelphia, Pa.	10.9	2.5	2.8
1	Corey Manigault	6-9	F	Sr.	225	Suitland, Md.	12.3	4.9	0.7
10	Makuach Maluach	6-7	G/F	Jr.	195	Sydney, Australia	9.7	4.1	1.0
14	Vante Hendrix	6-5	G	R-So.	195	Woodland Hills, Calif.	9.9	4.1	1.5
33	Jordan Arroyo	6-7	F	So.	220	Albuquerque, N.M.	0.6	1.1	0.1

Players									
	Ht.	Pos.	Cl.	Wt.	Hometown	PPG	RPG	APG	
2	Vance Jackson	6-9	G/F	R-Jr.	230	Pasadena, Calif.	9.2	4.8	0.9
5	JaQuan Lyle	6-5	G	R-Sr.	205	Evansville, Ind.	17.1	4.1	4.8
3	Keith McGee	6-3	PG	R-Jr.	180	Rochester, N.Y.	5.3	1.1	0.7
4	Tavian Percy	6-6	G	So.	205	Miami, Fla.	2.1	0.8	0.7
12	Daniel Headdings	6-2	G	Fr.	185	Wasilla, Alaska	N/A		
20	Clay Patterson	6-1	G	R-So.	175	Rio Rancho, N.M.	0.8	0.4	0.2
23	Emmanuel Kuac	6-7	G	Fr.	200	Calgary, Alberta, Canada	1.8	1.4	0.4
30	Kurt Wegscheider	6-4	G	Fr.	185	Bangui, African Republic	1.4	0.3	0.4

**Head Coach:** Paul Weir (York '04)  
 UNM Record: 49-41 (3rd Year)  
 Overall Record: 77-47 (4th Year)

**Assistant Coaches** Jerome Robinson  
 Brandon Mason  
 Dan McHale



### BY THE NUMBERS STAT COMPARISON

	PPG	OPPG	FG%	OFG%	3FG%	O3FG%	FT%	RPG	APG	TOPG	SPG	BPG
Wyoming	59.9	67.2	.408	.427	.303	.321	.714	29.5	10.4	13.1	5.0	2.0
New Mexico	78.9	76.2	.484	.448	.335	.353	.718	35.3	15.3	14.6	8.0	3.0

**Know The Foe**

**Wyoming Quick Facts**

**Location:** Laramie, Wyo.  
**Enrollment:** 12,450  
**Acting President:** Neil Theobald  
**Athletics Director:** Tom Burman  
**School Colors:** Brown & Gold  
**19-20 Record:** 6-18  
**19-20 MW Record:** 1-11  
**Current W/L:** Lost 1  
**Starters R/L:** 4/1  
**Letterwinners R/L:** 8/3  
**Head Coach:** Allen Edwards  
**Alma Mater:** Kentucky '02  
**UW Record:** 57-70 (.449), 4th Year  
**Overall Record:** Same

**New Mexico Quick Facts**

**Location:** Albuquerque, N.M.  
**Enrollment:** 25,015  
**School Colors:** Cherry and Silver  
**19-20 Record:** 16-8  
**19-20 MW Record:** 5-6  
**Current W/L:** Lost 3  
**Starters R/L:** 3/2  
**Letterwinners R/L:** 9/4  
**Head Coach:** Paul Weir  
**Alma Mater:** York '04  
**UNM Record:** 49-41 (3rd Year)  
**Overall Record:** 77-47 (4th Year)  
**18-19 Record:** 14-18  
**18-19 MW Record:** 7-11, T-7th

**New Mexico Series History**

**Overall Series:** Wyoming trails 68-74  
**Series Began:** Dec. 19, 1950  
**Wyoming Record at Home:** 41-26  
**Wyoming Record on the Road:** 24-44  
**Wyoming Record on Neutral Sites:** 3-4  
**Last Meeting:** Dec. 7, 2019 Wyoming lost 79-65 in Laramie

**Last 10 Meetings**

Date	Score	Site
01/16/16	W 70-68	A
01/21/17	L 71-78	A
02/25/17	W 82-71	H
01/10/18	L 66-75	A
02/20/18	L 114-119	H
03/08/18	L 75-85	N
1/19/19	L 53-83	A
3/9/19	W 88-81	H
03/13/19	L 68-68	N
12/07/19	L 65-79	H

**Wyoming and New Mexico Set for Saturday Clash**

The Wyoming Cowboys hit the road once again this time heading to New Mexico to take on the Lobos on Saturday afternoon at 4 p.m. The contest against the Lobos can be seen on Facebook.

Fans can listen to the contest and follow stats on GoWyo.com. The contest will be broadcast live on radio over the 26 affiliate stations of the Cowboy Sports Network, as Dave Walsh will have the call with Kevin McKinney on color.

**A Look at the Matchup**

Wyoming heads to New Mexico with a 6-18 overall record and a 1-11 mark in conference play. The Cowboys dropped a back-and-forth contest to second place Boise State on Tuesday by a score of 67-62. The Pokes have been solid on the offense end of the floor over the last two games shooting 50 percent from the field. The cowboys have shot even better from inside the three point line shooting 63 percent. Wyoming ranks third in the MW this season holding opponents to 67.3 points per game.

The Lobos head into Saturday's contest with a 16-8 overall record and a 5-6 mark in conference play. New Mexico has lost three-straight contests and five of their last six games. The Lobos leads the MW in scoring this season at 78.9 points per game. The Lobos also lead the conference in turnovers forced at 14.7 per game. UNM is third in the conference this season with 366 assists, which also ranks No. 23 in the nation.

**Each Team's Leaders**

The Cowboys are led in scoring, rebounding and assists by redshirt sophomore Hunter Maldonado. He ranks fifth in the conference at 16.8 points per game for the season. He also adds 3.9 assists per game to rank seventh in the league. He adds 5.6 rebounds per game for the season. Senior Jake Hendricks adds 9.7 points per game for the season, as he ranks third in the conference and No. 42 in the nation with 62 threes this season.

The Lobos are led in scoring by Jaquan Lyle at 17.1 points per game, as he ranks fifth in the conference. He also ranks second in the league with 4.9 assists per game. Corey Manigault adds 12.3 points per game to go along with 4.9 rebounds. Zane Martin adds 10.9 points per game and also has 67 assists on the season.

**About The Series**

Wyoming trails the all-time series against the Lobos, 68-74. Wyoming is 24-44 all-time against New Mexico on the road. The Lobos took the first meeting this season on Dec. 7 by a score of 79-65 in Laramie.

**Up Next**

Wyoming will enjoy a mid-week by before hosting Colorado State in the Arena-Auditorium next Saturday at 2 p.m. in a contest on AT&T SportsNet.



**Alphabetical Roster**

No.	Name	Pos.	Ht.	Wt.	Cl.	Exp.	Hometown (Last School)
2	A.J. Banks	G	6-2	163	Sr.	1L	Las Vegas, Nev. (Pratt CC (Kan.))
5	Haize Fornstrom	G	6-4	185	So.	1L	Pine Bluffs, Wyo. (Pine Bluffs)
22	Kenny Foster	G	6-5	190	Fr.	HS	Aurora, Colo. (Smoky Hill HS)
0	Jake Hendricks	G	6-5	170	Sr.	1L	Smithfield, Utah (Coll. of Southern Idaho)
24	Hunter Maldonado	G	6-7	200	R-So.	1L	Colorado Springs, Colo. (Vista Ridge)
3	Kwane Marble II	G	6-6	195	Fr.	HS	Denver, Colo. (East HS)
12	Greg Milton III	G	6-3	185	So.	JC	Elk Grove, Calif. (Sac City College)
15	Tyler Morman	F	6-9	220	Jr.	JC	Mableton, Ga. (Florida Southwestern Col.)
14	Austin Mueller	F	6-6	210	R-So.	1L	Highlands Ranch, Colo. (Thunder Ridge)
11	Trevon "TJ" Taylor	G/F	6-6	197	So.	1L	Chesapeake, Va. (Hillcrest Prep)
10	Hunter Thompson	F	6-10	235	So.	1L	Pine Bluffs, Wyo. (Pine Bluffs)
13	Brandon Porter	F	6-8	193	So.	1L	Virginia Beach, Va. (Washington Academy)
31	Javier Turner	F	6-11	230	Fr.	HS	Omaha, Neb. (Northwest HS)

**Numerical Roster**

No.	Name	Pos.	Ht.	Wt.	Cl.	Exp.	Hometown (Last School)
0	Jake Hendricks	G	6-5	170	Sr.	1L	Smithfield, Utah (Coll. of Southern Idaho)
2	A.J. Banks	G	6-2	163	Sr.	1L	Las Vegas, Nev. (Pratt CC (Kan.))
3	Kwane Marble II	G	6-6	195	Fr.	HS	Denver, Colo. (East HS)
5	Haize Fornstrom	G	6-4	185	So.	1L	Pine Bluffs, Wyo. (Pine Bluffs)
10	Hunter Thompson	F	6-10	235	So.	1L	Pine Bluffs, Wyo. (Pine Bluffs)
11	Trevon "TJ" Taylor	G/F	6-6	197	So.	1L	Chesapeake, Va. (Hillcrest Prep)
12	Greg Milton III	G	6-3	185	So.	JC	Elk Grove, Calif. (Sac City College)
13	Brandon Porter	F	6-8	193	So.	1L	Virginia Beach, Va. (Washington Academy)
14	Austin Mueller	F	6-6	210	R-So.	1L	Highlands Ranch, Colo. (Thunder Ridge)
15	Tyler Morman	F	6-9	220	Jr.	JC	Mableton, Ga. (Florida Southwestern Col.)
22	Kenny Foster	G	6-5	190	Fr.	HS	Aurora, Colo. (Smoky Hill HS)
24	Hunter Maldonado	G	6-7	200	R-So.	1L	Colorado Springs, Colo. (Vista Ridge)
31	Javier Turner	F	6-11	230	Fr.	HS	Omaha, Neb. (Northwest HS)

**Starters and Lettermen Returning/Lost**

**Starters Returning (4)**

No.	Name	Pos.	Ht.	Wt.	Cl.	Exp.	PPG	RPG	APG	GP/GS
0	Jake Hendricks	G	6-5	170	Sr.	1L	10.8	2.9	1.0	23/20
10	Hunter Thompson	F	6-10	235	So.	1L	8.8	2.9	0.8	27/22
11	Trevon "TJ" Taylor	G/F	6-6	197	So.	1L	6.4	3.1	0.7	31/22
24	Hunter Maldonado	G	6-7	200	R-So.	1L	13.8	6.8	2.3	8/5

**Starters Lost (1)**

No.	Name	Pos.	Ht.	Wt.	Cl.	Exp.	PPG	RPG	APG	GP/GS
1	Justin James	G	6-7	190	Sr.	4L	22.1	5.4	2.6	32/32

**Other Lettermen Returning (4)**

No.	Name	Pos.	Ht.	Wt.	Cl.	Exp.	PPG	RPG	APG	GP/GS
2	A.J. Banks	G	6-2	163	Sr.	1L	5.2	2.9	1.5	32/18
5	Haize Fornstrom	G	6-4	185	So.	1L	1.3	0.7	0.2	12/0
13	Brandon Porter	F	6-8	193	So.	1L	2.5	1.1	0.2	31/1
14	Austin Mueller	F	6-6	210	R-So.	1L	2.1	1.7	0.3	21/8

**Newcomers**

No.	Name	Pos.	Ht.	Wt.	Cl.	Exp.	Hometown (Last School)
3	Kwane Marble II	G	6-6	195	Fr.	HS	Denver, Colo. (East HS)
12	Greg Milton III	G	6-3	185	So.	JC	Elk Grove, Calif. (Sac City College)
15	Tyler Morman	F	6-9	220	Jr.	JC	Mableton, Ga. (Florida Southwestern Col.)
22	Kenny Foster	G	6-5	190	Fr.	HS	Aurora, Colo. (Smoky Hill HS)
31	Javier Turner	F	6-11	230	Fr.	HS	Omaha, Neb. (Northwest HS)

**Pronuciations**

- 3 Kwane Marble - Kwane (Quan - No E)
- 11 Trevon "TJ" Taylor (Trey Von - goes by TJ)
- 14 Austin Mueller (Mu-Ler not Miller)
- 31 Javier Turner (Jay-Vee--Air - But perfers just Jay)

**Roster Breakdown**

**By Class**

**Seniors (2)**

A.J. Banks	G	6-2	163
Jake Hendricks	G	6-5	170

**Juniors (1)**

Tyler Morman	F	6-9	220
--------------	---	-----	-----

**Sophomores (7)**

Haize Fornstrom	G	6-4	185
Hunter Maldonado (RS)	G	6-7	200
Greg Milton III	G	6-3	185
Austin Mueller (RS)	F	6-6	210
Brandon Porter	F	6-8	193
Hunter Thompson	F	6-10	235
Trevon "TJ" Taylor	G/F	6-6	197

**Freshman (3)**

Kenny Foster	G	6-5	190
Kwane Marble II	G	6-6	195
Javier Turner	F	6-11	230

**By Position**

**Guards (7)**

A.J. Banks	G	6-2	163
Haize Fornstrom	G	6-4	185
Kenny Foster	G	6-5	190
Jake Hendricks	G	6-5	170
Hunter Maldonado	G	6-7	200
Kwane Marble II	G	6-6	195
Greg Milton III	G	6-3	185

**Forwards (6)**

Tyler Morman	F	6-9	220
Austin Mueller	F	6-6	210
Brandon Porter	F	6-8	193
Trevon "TJ" Taylor	G/F	6-6	197
Hunter Thompson	F	6-10	235
Javier Turner	F	6-11	230

**By High School or Transfer**

**High School (9)**

Hunter Maldonado	G	6-7	200
Austin Mueller	F	6-6	210
Hunter Thompson	F	6-10	235
Brandon Porter	F	6-8	193
Trevon "TJ" Taylor	F	6-6	197
Haize Fornstrom	G	6-4	185
Kenny Foster	G	6-5	190
Kwane Marble II	G	6-6	195
Javier Turner	F	6-11	230

**Transfers (4)**

A.J. Banks	G	6-2	163
Jake Hendricks	G	6-5	170
Tyler Morman	F	6-9	220
Greg Milton III	G	6-3	185



Jake Hendricks  
G, 6-5, 170, Sr.  
Smithfield, Utah




A.J. Banks  
G, 6-2, 163, Jr.  
Las Vegas, Nev.



Kwane Marble II  
G, 6-6, 195, Fr.  
Denver, Colo.



Haize Fornstrom  
G, 6-4, 185, So.  
Pine Bluffs, Wyo.



Hunter Thompson  
F, 6-10, 235, So.  
Pine Bluffs, Wyo.



Trevon "TJ" Taylor  
G/F, 6-6, 197, So.  
Chesapeake, Va.




Greg Milton III  
G, 6-3, 185, So.  
Elk Grove, Calif.



Brandon Porter  
F, 6-8, 193, Fr.  
Virginia Beach, Va.



Austin Mueller  
F, 6-6, 210, RSo.  
Highlands Ranch, Colo.



Tyler Morman  
F, 6-9, 220, Jr.  
Mableton, Ga.



Kenny Foster  
G, 6-5, 190, Fr.  
Aurora, Colo.



Hunter Maldonado  
G, 6-7, 200, RSo.  
Colorado Springs, Colo.



Javier Turner  
F, 6-11, 230, Fr.  
Omaha, Neb.



Allen Edwards  
Head Coach  
Fourth Season

**Cowboy Record Watch**

**3-POINT FIELD GOALS MADE - Single Season**

1. Sean Ogirri	2008-09	109
2. Josh Adams	2015-16	96
3. Jason McManamen	2015-16	92
4. Jason McManamen	2016-17	86
5. Hayden Dalton	2017-18	85
6. Luke Martinez	2011-12	81
7. Derrious Gilmore	2012-13	79
8. Fennis Dembo	1986-87	78
9. Maurice Alexander	1990-91	69
Reggie Fox	1988-89	69
<b>Jake Hendricks</b>	<b>2019-20</b>	<b>62</b>

**3-POINT FIELD GOALS MADE - Career**

1. Jason McManamen	2014-17	210
2. Brandon Ewing	2006-09	193
3. Josh Adams	2013-16	187
4. Riley Grabau	2012-15	171
5. Jay Straight	2002-05	169
6. LaDrell Whitehead	1995-97	168
7. Reggie Fox	1987-89	165
8. Justin James	2016-19	158
9. Hayden Dalton	2016-18	147
10. Alexander Aka Gorski	2015-18	143
Fennis Dembo	1985-88	143
<b>Jake Hendricks</b>	<b>2018-Pres.</b>	<b>129</b>

**3-POINT FIELD GOALS MADE**

1. 369	2016-17 (38 games)
2. 307	2015-16 (31 games)
3. 304	2017-18 (33 games)
4. 248	2018-19 (32 games)
5. 224	2012-13 (34 games)
6. 222	1999-00 (31 games)
7. 211	2008-09 (33 games)
8. 209	2014-15 (35 games)
9. 197	2011-12 (33 games)
10. 189	2013-14 (33 games)
171	2019-20 (24 Games)

**3-POINT FIELD GOALS ATTEMPTED**

1. 1056	2016-17 (38 games)
2. 881	2017-18 (33 games)
3. 829	2015-16 (31 games)
4. 720	2018-19 (32 games)
5. 695	2012-13 (34 games)
6. 642	2014-15 (35 games)
7. 635	1999-00 (31 games)
8. 602	2011-12 (33 games)
9. 598	1998-99 (28 games)
10. 586	2008-09 (33 games)
<b>564</b>	<b>2019-20 (24 Games)</b>

**Freshman with Impressive Feat:** A pair of freshmen accomplished an impressive feat on Tuesday against Boise State. Kwane Marble III had 11 points in the first half and Kenny Foster added 10 points in the opening frame. It marked the first time since Eric Platt and Ryan Dermody each scored 10 points in the first half against Chadron State on Dec. 31, 2007.

**Off Turnovers:** The Pokes added 18 points off of turnovers against Boise State on Tuesday. Over the last two games, Wyoming has scored 40 percent of points off turnovers. That is 27 percent of Wyoming’s scoring in those two contest. For the season, Wyoming is averaging 18 percent of it’s scoring off turnovers.

**Fast Break Take:** The Pokes scored 10 points on the fast break against Boise State on Tuesday. It marked the first time Wyoming has scored in double-figures in back-to-back games on the fast break after scoring 16 at San Jose State. The Pokes scored eight points in the first half on the fast break and added 16 at San Jose State for 24 points in three half. The prior eight games the Pokes scored 28 points total on the fast break.

**Foster Has Career Day:** Freshman Kenny Foster had a big day for the Pokes against Boise State with a career-high 12 points against the Broncos. He had 10 points in the first half off the Cowboy bench. It marked the fourth time this season that he has scored in double-figures. He is averaging 4.5 points per game for the season and 5.1 during conference play.

**Field Goal Percentage on the Rise:** The Pokes have shot very well from the field over the last two games. In fact, Wyoming is shooting 50 percent from the field in those two games. The Pokes have shot 63 percent from the field on non three-point attempts. For the season, Wyoming is shooting 41 percent from the field and 50 percent from the field on non three-point attempts.

**Taylor on the Boards :** Sophomore Trevon “TJ” Taylor returned to the starting lineup for the Pokes on Tuesday after the absence of Hunter Thompson. He responded well with a career-high nine rebounds. In fact, He has added 17 rebounds for 8.5 per game. For the season, Taylor is adding 3.3 rebounds per game.

**Five on It:** The Cowboys had five players score in double-figures against San Jose State on Saturday. It marked the second time this season Wyoming has done so along with the Nebraska Wesleyan contest. Wyoming is 2-0 when doing so. Wyoming had five players in double-figures for the second time this season after having five against Nebraska Wesleyan. The Pokes were paced by redshirt sophomore Hunter Maldonado with 19 points for his 21st game in double-figures this season. He also led the Pokes adding seven rebounds and seven assists. Freshman Kwane Marble added 12 points in his first career start and has scored in double-figures in four-straight games. Senior A.J. Banks added 11 points for the Brown and Gold for his sixth game in double-figures this season, as he also added five rebounds and five assists. Senior Jake Hendricks added 10 points for his 13th game in double-figures this season. Sophomore Greg Milton III added 12 points for the Pokes off the bench for a career high.

**Heres the Dish:** The Cowboys recorded a season-high 18 assists in its win at San Jose State. It marked the most in a game since recording 20 against New Mexico in the MW Quarterfinals on March, 8, 2018. Wyoming is averaging 12 assists per game over their last eight contest with double-figure assists in all but two, as Wyoming had only eight assists against Boise State on Tuesday.

**Maldonado Has A Day:** Redshirt sophomore Hunter Maldonado recorded a team-high 19 points with seven rebounds and seven assists at San Jose State nearing triple double mark. He has neared that mark three times this season with 18 points, eight rebounds and nine assists against Air Force and 17 points, 10 assists and six rebounds against Nevada. He leads Wyoming in all those categories this season.

**2018-19 Results**

Date	Opponent	Time (TV)
11/1	<b>Colo. Christian (Exhibition)</b>	<b>W, 72-69</b>
11/6	<b>UC Santa Barbara</b>	<b>L, 66-76</b>
11/10	at Oregon State	L, 64-83
11/14	<b>Grambling</b>	<b>W, 86-78</b>
11/16	<b>Niagara</b>	<b>L, 67-72</b>
11/19	Boston College !	L, 76-88
11/21	Richmond !	W, 68-66
11/28	at Evansville &	L, 78-86
12/1	<b>Northern Colorado</b>	<b>L, 80-85</b>
12/5	<b>South Carolina</b>	<b>W, 73-64</b>
12/11	<b>Denver</b>	<b>L, 87-90 OT</b>
12/21	East Tenn. State #	L, 53-76
12/22	UTEPP#	L, 65-76
12/29	<b>Dixie State</b>	<b>W, 65-63</b>
1/2	<b>Boise State*</b>	<b>L, 55-69</b>
1/5	at UNLV *	L, 56-68
1/8	at San Diego State *	L, 54-84
1/12	<b>Utah State *</b>	<b>L, 55-71</b>
1/19	at New Mexico *	L, 53-83
1/23	<b>San José State *</b>	<b>W, 59-46</b>
1/26	at Boise State *	L, 52-77
1/30	<b>Fresno State *</b>	<b>L, 62-75</b>
2/6	at Air Force *	L, 76-81
2/9	<b>Colorado State *</b>	<b>W, 74-66</b>
2/13	at Utah State *	L, 59-76
2/16	<b>#6/7 Nevada *</b>	<b>L, 49-82</b>
2/19	<b>UNLV *</b>	<b>L, 56-66</b>
2/23	at Colorado State *	L, 48-83
2/27	at Fresno State *	L, 60-71
3/2	<b>Air Force *</b>	<b>L, 72-80</b>
3/6	at San José State *	W, 81-71
3/9	<b>New Mexico *</b>	<b>W, 88-81</b>
3/13	vs. New Mexico	L, 68-78
3/14	Quarterfinals\$	TBD (CBSSN)
3/15	Semifinals\$	TBD (CBSSN)
3/16	Championship\$	4 p.m. (CBS)

**Bold indicates home games; Dates are tentative and subject to change.**

# - Indicates Sun Bowl Invitational Games

\* - Indicates Mountain West games

& - Indicates Mountain West/Missouri Valley Challenge

! - Indicates Fort Myers Tip-Off

\$ The 2019 Mountain West Championship will be played at the Thomas and Mack Center in Las Vegas, Nev.

**MW Preseason Poll**

**MW Preseason Poll:** The University of Wyoming men's basketball team has been picked to finish 10th in the Mountain West, as the conference announced its 2019-20 preseason media poll.

**2019-20 MOUNTAIN WEST PREDICTED ORDER OF FINISH**

Rank	Team	Points
1.	Utah State (17)	187
2.	San Diego State	150
3.	New Mexico	141
4.	Nevada	135
5.	Boise State	128
6.	Fresno State	103
7.	UNLV	89
8.	Air Force	76
9.	Colorado State	59
10.	Wyoming	36
11.	San José State	17

**Milton Has Golden Return to Golden State:** Sophomore Greg Milton III had a big game at San Jose State, as the Sacramento native recorded a career-high 12 points in front of a large group of family and friends in his return to the Golden State. He knocked down a three-pointer late in the contest to seal the win for the Pokes. His previous career-high was 11 points against Nebraska Wesleyan.

**Statistically Speaking:** The Pokes shot 47.5 percent from the field in the contest against SJSU. It was the highest percentage by Wyoming on the road this season by nearly five percent. The Pokes shot 68 percent from the field in non-three point shots. Wyoming was 5-of-26 from behind the arc in the contest at San Jose State.

**Trailing at the Break:** The Pokes trailed at the half at San Jose State. The Pokes trailed by only one point and trailed by as much as five points in the game. It marked the Pokes first win when trailing at the half this season.

**Maldonado is One of The Best:** Redshirt sophomore Hunter Maldonado has established himself as one of the most balanced players in the MW this season. He ranks in the top-10 in the conference in 12 categories. He is fourth in scoring at 16.8 per game and sixth in assists at 3.9 per night. He is third in the conference in free throws made with 100 on the season and second in the league at 35.5 minutes per game.

**Bench Stepping Up:** The Wyoming bench has really found its groove over the last seven games scoring 20 or more points in five of those games with 22 against Boise State. In fact, Wyoming's bench is adding 20.9 point in those games and are averaging 14.9 points per game for the season.

**Marble is Coming on Strong:** Freshman Kwane Marble has added a spark off the bench for the Pokes, but earned his first start at SJSU. He has scored in double-figures in four-straight games.

**Hendricks in the 20's:** Senior guard Jake Hendricks led the Pokes with 20 points at San Diego State. It marked his sixth career 20 point game and the second this season. Over those six games in his career, Hendricks has hit 36 three pointers averaging six per game. Those 20 point games and three pointers account for 27 percent of his career threes in those six games.

**Interesting Note from San Diego:** The Cowboys shot 43 percent from the field at No. 4 San Diego State. That number was eight percentage point better than what opponent are averaging against the Aztecs at home this season, as the opposition is shooting 35 percent. It was the second highest field goal percentage allowed by the Aztecs in conference play, as Boise State shot 47 percent.

**Maldonado with the Helpers:** Redshirt sophomore guard Hunter Maldonado had quite the day at Nevada finishing the night with a career-high 10 assists. It was the most assists in a game since JayDee Luster recorded 11 against Peru State on No. 18, 2009. It was tied for the eighth most in school history and tied for the most on the road with Fennis Dembo, when he recorded 10 at Hawai'i on Jan. 25, 1986. Maldonado has his hand in 16 of the Pokes 23 baskets for the night for 70 percent.

**Defending The Three Ball:** The Pokes held the Wolf Pack of Nevada to 24 percent from behind the arc, as Nevada ranked No. 13 in the nation at 39 percent heading into the game. Nevada was also held to six threes, as they came into the contest with 167 makes for the season for No. 11 in the nation.

**Thompson from Behind the Arc:** Sophomore Hunter Thompson tied a season-high with four three pointers at Nevada. He finished the night with 16 points all of which came in the second half. All of his three also came in the second frame, as he was 4-of-6 from three. It marked the third time he has had four or more threes in the second half in his career, as he had four against SJSU on Jan. 23 of last season and he went 7-of-8 against ETSU on Dec. 21 of last season.

# HEAD COACH ALLEN EDWARDS



Allen Edwards enters his fourth season with the Cowboys.

Edwards became the first coach in Wyoming history to win at least 20 games in his first two seasons.

During the 2018-19 season, Wyoming's Justin James became the first player since Penney Hardaway in 1993 to average over 22 points per game, over four assists, eight rebounds and one steal. James was the 40th selection in the NBA Draft by the Sacramento Kings for the second Cowboy drafted in the

last five seasons.

The Pokes have also recorded the highest recorded cumulative GPA in Wyoming basketball history last season and during the 2016-17 campaign.

The Cowboys struggled with injuries during the 2018-19 campaign with three starters out for the entire season. Wyoming earned a win over South Carolina at home for the first win against a team from the SEC in Laramie since 2002.

Edwards helped the Pokes make NCAA history in 2017-18. Wyoming became only the second team in NCAA history to go 6-0 in overtime games in a single season. Edwards teams have also gone 34-2 when leading at halftime in his first two seasons.

In 2017-18, Edwards helped mentor Justin James, Hayden Dalton, Alan Herndon and Louis Adams to Mountain West honors. James and Dalton were All-MW selections. Herndon was named MW Defensive Player of the Year by the Media.

Adams was named the conference's Sixth Man of the Year by the Media.

James and Dalton also earned NABC All-District honors. Dalton participated in the NABC's Reese College All-Star Game during Final Four weekend.

Edwards mentored the Cowboys to their highest team GPA in school history last spring. With that seven Cowboys earned their degrees. But success also came on the floor, as three of those players signed professional contracts. Herndon and Dalton also saw time in the NBA Summer League.

His first season was one to remember as the Cowboys won the 2017 College Basketball Invitational defeating Coastal Carolina. The Cowboys won their first postseason title since winning an NCAA Championship in 1943

Edwards' recorded 23 wins in his first season. Of the 29 first-year head coaches in Division-I basketball, Edward's 23 wins are tied for the third-highest total behind only New Mexico State's Paul Weir (28) and Valparaiso's Matt Lottich (24).

In 2016-17, Justin James was named the MW Sixth Man of the Year and also earned Third Team All-MW honors. He was also named the MVP of the CBI Tournament. Hayden Dalton earned Honorable Mention All-MW honors.

The Cowboys were also dominate on their home floor. Wyoming went an impressive 19-3 inside the Arena-Auditorium for the most home wins in school history during his first season.

The Wyoming offense was the most explosive in school history in 2016-17. UW scored the most points in school history and set a school and Mountain West record for three pointers made.

Edwards was introduced as the 21st head coach of the





Cowboy basketball program by University of Wyoming Athletics Director Tom Burman on March 21, 2016. He had previously served as an assistant under former UW head coach Larry Shyatt the previous five seasons. With 12 appearances in postseason tournaments and 14 conference championships, Edwards has created success during his playing career at Kentucky and as an assistant the past 14 seasons.

"An institution is fortunate when it has the opportunity to hire its next head coach from within a successful program," Burman said at the time of Edwards' hiring. "Larry Shyatt's Cowboy basketball legacy has allowed us to do that. We are thrilled to place its future in the hands of Allen Edwards. His basketball pedigree is undeniable, including two national championships with one of the game's most storied programs, Kentucky. He has coached with, and played under some of the game's finest coaches. During his five years here, his impact on our program has been significant, while earning the respect of our players. We believe Wyoming basketball has an extremely bright future."

"This opportunity to lead the Wyoming Cowboys is a blessing I'm truly thankful for," Edwards said. "I'd like to thank Larry Shyatt for bringing me to Laramie and allowing me to grow and develop as a professional with his help. My gratitude to Tom Burman, as well, for the faith that I can continue the tradition of success in the game of basketball and the game of life that Larry has established for this program."

Since joining the program in 2011, Edwards has helped the Pokes compile an overall record of 98-69. He added to his extensive postseason experience with the Cowboys qualifying for the CBI from 2012-14 and the NCAA Championships in 2015. That 2014-15 season included winning the Mountain West tournament title to secure the Pokes' first appearance in the NCAA tournament since 2002. During his time in Laramie, the Cowboys have claimed six wins over top-25 opponents, including one against a top-five foe, and six players have earned 15 all-conference honors, including a MW Player of the Year and two MW Defensive Players of the Year. He helped coach Larry Nance Jr., who was picked 27th overall in the first round of last year's NBA draft by the Los Angeles Lakers. Edwards also took the reins for one game on Jan. 22, 2014, to lead Wyoming to a come-from-behind 66-59 win at Air Force when Shyatt was ill.

"I want to congratulate coach Shyatt on the outstanding job he did at Wyoming," Nance said. "He took a 10-win program to nearly four-straight seasons with 20 wins. It's awesome to see him get some time to relax for a little bit. He's earned that. In the same breath, he couldn't be handing off the program to a more capable person. Coach Edwards is one of the smartest basketball minds I know, even at the NBA level. How he handles his players and staff, he commands respect and he deserves it. Allen is the right man for the job and he will continue the success there at Wyoming."

Edwards came to Wyoming from Western Kentucky, where he spent the 2010-11 season under Ken McDonald as an assistant coach.

Those two positions for Edwards came after a very productive three-year stint at Virginia Commonwealth University with head coach Anthony Grant from 2006-09. He helped guide the Rams to a 76-25 overall record during that time, including 45-9 in the Colonial Athletic Association, as the Rams won three conference regular-season titles and two tournament titles. VCU played in the NCAA tournament twice, including a first-round upset of Duke in 2007, and the NIT once. During that 2006-07 season, the Rams led the nation in three-point field goal percentage defense and were 10th in field goal percentage defense. Edwards helped cultivate Eric Maynor, the 20th overall pick in the 2009 NBA draft, and Larry Sanders, the 15th overall selection in the 2010 NBA draft.

Edwards' first full-time assistant position was at Morehead State from 2003-06 under head coach Kyle Macy. He previously

## The Edwards File

### **Coaching History**

2016-present — Wyoming as Head Coach  
 2011-2016 — Wyoming as an Assistant Coach  
 2010-11 — Western Kentucky as an Assistant Coach  
 2009-10 — Towson University as an Assistant Coach  
 2006-09 — VCU as an Assistant Coach  
 2003-06 — Morehead State as an Assistant Coach  
 2002-03 — Kentucky as an Assistant Coach

### **NCAA Championship Teams (2)**

1998 — NCAA Champions at Kentucky as a Player  
 1996 — NCAA Champions at Kentucky as a Player

### **Postseason Berths (13)**

(NCAA Tournament: 2 National Championships, 8 Appearances)  
 (National Invitation Tournament: 1 Appearance)  
 (College Basketball Invitational: 1 Title, 2 Quarterfinal Appearances, 4 Appearances)

2017- College Basketball Invitational Champions  
 2015 — NCAA Second Round at Wyoming as an Assistant Coach  
 2014 — CBI First Round at Wyoming as an Assistant Coach  
 2013 — CBI Quarterfinals at Wyoming as an Assistant Coach  
 2012 — CBI Quarterfinals at Wyoming as an Assistant Coach  
 2009 — NCAA First Round at VCU as an Assistant Coach  
 2008 — NIT First Round at VCU as an Assistant Coach  
 2007 — NCAA Second Round at VCU as an Assistant Coach  
 2003 — NCAA Elite Eight at Kentucky as an Assistant Coach  
 1998 — NCAA Champions at Kentucky as a Player  
 1997 — NCAA Runner-Up at Kentucky as a Player  
 1996 — NCAA Champions at Kentucky as a Player  
 1995 — NCAA Elite Eight at Kentucky as a Player

### **Conference Championship Teams (14)**

2015 — MW Tournament Champions at Wyoming as an Assistant Coach  
 2009 — CAA Regular-Season and Tournament Champions as an Assistant Coach  
 2008 — CAA Regular-Season Champions as an Assistant Coach  
 2007 — CAA Regular-Season and Tournament Champions as an Assistant Coach  
 2003 — SEC Regular-Season and Tournament Champions as an Assistant Coach  
 1998 — SEC Regular-Season and Tournament Champions as a Player  
 1997 — SEC Tournament Champions as a Player  
 1996 — SEC Regular-Season Champions as a Player  
 1995 — SEC Regular-Season and Tournament Champions as a

spent the 2002-03 as a special assistant to head coach Tubby Smith at Kentucky, as he returned to complete his degree in sociology. During that season, the Wildcats went 16-0 in the SEC to win the conference regular season and tournament and advance to the NCAA's Elite Eight.

Edwards enjoyed a tremendous playing career at Kentucky from 1995-98 that included three seasons under Rick Pitino and one under Smith. The Wildcats advanced to three-straight Final Fours during Edwards' sophomore, junior and senior seasons, including winning national titles in 1996 and 1998. During his freshman campaign, Kentucky made the Elite Eight. With Edwards, the Wildcats compiled a 132-16 overall record and won three SEC regular-season crowns and three tournament titles. He averaged 9.2 points, 3.3 assists and 3.3 rebounds as a senior. Following his collegiate career, Edwards played professionally in the CBA and the IBL.

A native of Miami, Edwards played his prep career at Miami Senior High School where he and his two brothers collected five prep state titles. Allen is married to the former LaTanya Webb, a two-time All-SEC volleyball player at Kentucky. They have two daughters, Mai'a and Landree, and a son, Jaxson.

# ASSISTANT COACH JEREMY SHYATT



Jeremy Shyatt begins his ninth season as an assistant coach for Wyoming during 2019-20. Last season, Shyatt help guide Justin James to All-MW honors on his way to being the 40th selection in the NBA Draft.

He helped guide the Cowboys to a 25-10 overall record during the 2014-15 campaign for a Mountain West tournament title and Wyoming's first berth in the NCAA tournament since 2001-02. Shyatt was at North Florida for two seasons prior to coming to UW.

In 2017-18, Shyatt helped the Cowboys reach 20 wins for the second consecutive season. He also helped the Cowboys become only the second team in NCAA history to go a perfect 6-0 in overtime.

In 2016-17, Shyatt helped the Pokes to the College Basketball Invitational Championship. The Cowboys finished the season 23-15 overall and went 19-3 inside the Arena-Auditorium. Shyatt helped mentor Mountain West Sixth Man Justin James, as he also was named the Most Valuable Player of the CBI. Junior Forward Hayden Dalton also received Honorable-Mention All-MW honors. The Cowboys set a school record and MW record with 369 three-pointers last season.

During the 2015-16 season, Shyatt helped mentor Josh Adams, who averaged 24.7 points per game in 2015-16 for first in the Mountain West and third in the NCAA. Adams scored 740 points last season to break Wyoming's single-season record of 701 by Flynn Robinson in 1964-65. Adams also made 94 threes last season to rank second in Cowboy single-season history, which includes a school-record nine in Wyoming's win at Colorado State.

At North Florida, Shyatt assisted head coach Matthew Driscoll, who was an assistant at Wyoming during the 1997-98 season under Larry. During his time with the Ospreys, Shyatt helped build a resurgence of the basketball program. North Florida won 28 games in the two years, after having won just 22 total games in the four years prior to that.

In 2010-11, UNF finished 15-19 overall and 10-10 in the Atlantic Sun Conference. The 15 wins matched the most in school history and the 10 conference wins also set a school record. The Ospreys fell one game short of the NCAA Tournament, losing to Belmont in the Atlantic Sun Championship game. It marked the first time that North Florida had played in a conference championship game. In addition, North Florida won the Mayan Division of the 2010 Cancun Challenge. Prior to their trip to Cancun, the Ospreys traveled to Wyoming and beat the Cowboys in the Arena-Auditorium.

At UNF, Shyatt was involved in many facets of the program including on-court coaching, recruiting, opponent scouting, team academic progress, housing, camps, skill development and was the team's video coordinator. He helped design the team's basketball locker room, and oversaw their Nike account and student-managers.

Prior to taking the job at UNF, Shyatt spent two seasons at Virginia Commonwealth University as the team's Director of Basketball Operations. During his stint at VCU, the Rams won two regular-season conference championships, advanced to the NCAA Tournament in 2009 and earned a NIT berth in 2008. He helped coach Eric Maynor, the 20th overall selection in the 2009 NBA draft and Larry Sanders, the 15th overall selection in the 2010 NBA draft.

Shyatt held the same Director of Basketball Operations title at East Carolina University from 2005-07.

From 2003-05, Shyatt was a volunteer assistant coach at the University of South Carolina. There, he earned a master's degree in integrated communication and advertising.

From 2002-05, Shyatt served as director of the Boys and Girls Summer Day Camps with the NBA's Cleveland Cavaliers. Through this camp, Shyatt was able to meet Cavaliers' star, Carlos Boozer, who presently plays for the Chicago Bulls. In 2004, Shyatt and Boozer hosted a camp together in Boozer's hometown of Juneau, Alaska. Shyatt also worked for the Five-Star Basketball Camp in Coraopolis, Pa., during the summers of 2003 and 2004 as camp commissioner and counselor.

Shyatt went to college at Clemson, where he was heavily involved in the Tigers' basketball program. As a freshman in 1999-00, he earned a varsity letter as a member of the team. He then became a student assistant coach for the next three seasons. In 2000, he was named to the All-ACC Honor Roll. He earned his bachelor's degree in marketing from Clemson in 2003.

Shyatt played high school basketball in both Laramie and Clemson, earning three letter awards. He played his junior season at Laramie High School and his sophomore and senior years at D.W. Daniel High School. As a senior, he was named all-area by Easley Progress and Anderson Independent Mail. He was also named Academic All-State by the High School Sports Report.

Shyatt was born in Cleveland, Ohio. He is the oldest of three children to Pam and Larry.

He is married to Felicia (Read) Shyatt. The couple married on May 27, 2017 in Arizona. the couple has a one-year old son Mason.



# ASSISTANT COACH SHAUN VANDIVER



University of Wyoming assistant basketball coach Shaun Vandiver enters his second season with the Cowboys under head coach Allen Edwards.

In his first season back with the Brown and Gold, Vandiver helped the Pokes defeat South Carolina for Wyoming's first win against an SEC team in Laramie since he served as a graduate assistant during the 2002-03 season.

Vandiver was an assistant for the Pokes from 2005-10 serving under head coaches Steve McClain and Heath Schroyer. He also served as a graduate assist at Wyoming for the 2002-03 season.

As a member of the Wyoming coaching staff, Vandiver helped lead the Cowboys to the Championship game of the 2006 Mountain West Tournament. During his time with the Pokes, he mentored nine players who earned All-MW honors.

"I like the way the Cowboy basketball program has progressed, and my goal is to help the coaching staff keep it going and take it to another level," Vandiver said. "I'm just ready to do whatever coach Edwards needs me to do for this program and I'm all in."

Vandiver led the Hornets to five Mid-America Athletic Association tournaments during his time at Emporia State. In his first season as head coach, he became only the second coach in MIAA history to lead his team to the tournament championship game in his first season. Last season, Emporia State nearly knocked off Mizzou on the road before falling to the Tigers 67-62.

Prior to his time as head coach at Emporia State, Vandiver was an assistant coach at Boise State. He was a key part of one of the biggest turnarounds in Boise State history in 2010-11. The Broncos were 22-13 and advanced to the semifinals of the CBI Tournament before falling to the Oregon Ducks 79-71 in Eugene, Ore. The 22 wins were a seven-game improvement over the previous year.

He began his coaching career in 2001-02 as volunteer assistant coach with Colorado while finishing his degree in sociology. In 2002-03, he moved on to Wyoming as a graduate assistant where he helped guide the Cowboys to a 21-11 record and an NIT berth. His first full-time coaching position was at Bowling Green State in 2003-04. He moved on to Northern Colorado for the 2004-05 season as the Bears were finishing their transition to NCAA Division I.

Vandiver transferred to Colorado following his freshman year at Hutchison Community College and was named Big Eight Newcomer of the Year in 1989. His senior season, he led the Buffs to the National Invitation Tournament finals in New York



City, where they finished third. He averaged a double-double in his career for the Buffaloes and ended his career as the third leading scorer (1,876) and rebounder (962) in CU history. After earning First-Team All-Big Eight honors as a junior and senior, he was selected by the Golden State Warriors with the 25th pick of the 1991 NBA Draft. After his collegiate career, Vandiver enjoyed a nine-year professional playing career in Europe. He played for teams in: Bologna, Italy (1991-92); Bilbao, Spain (1992-93); Girona, Spain (1993-94); Reggio Calabria, Italy (1994-95); Las Palmas, Spain (1995-97); and Madrid, Spain (1997-2001).

Vandiver, a native of Bolingbrook, Ill., is married to the former Danielle Dodgion. They have five children: Aubrey, a former Cowgirl

basketball player; Amber, a former Emporia State basketball player; Garin, a former Emporia State player; Alessandra and Gage.

# ASSISTANT COACH MATT WISE



University of Wyoming head men's basketball coach Allen Edwards announced the addition of Matt Wise as assistant coach. Wise returns to Wyoming after spending last season as an assistant at Little Rock. He was on the Cowboy coaching staff as the assistant director of player development from 2013-2018.

"We are very excited to bring Matt Wise back to the University of Wyoming," Edwards said. "He did an excellent job on the staff under both myself and coach Shyatt. He is very familiar with what we want to do here in Laramie and has tremendous potential. Coach Wise has one of the best basketball minds I have been around and it was a no brainer to bring him back to our program.

During his only season in Little Rock, Wise helped mentor All-Sun Belt selection Rajon Tucker. He ranked fourth in the Sun Belt Conference in scoring average at 20.3 points per game while becoming just the fifth player in program history to score 600 points in a season.

Wise was part of a Cowboy staff that helped lead Wyoming to three postseason appearances, including a Mountain West Conference tournament title and NCAA tournament berth in 2014-15 and a College Basketball Insider title in 2017.

"My wife and I are so happy about rejoining the Cowboy Basketball Family," Wise said. "What we missed most about Laramie was the family atmosphere. Coach Edwards and I had a great connection and bond during my five years on the staff. We are so grateful for this opportunity and excited to get to work."

Prior to Wyoming, Wise was a graduate assistant at the University of Florida. He helped head coach Billy Donovan and the Gators advance to the NCAA tournament's Elite Eight both seasons. His responsibilities with the Gators included conducting advanced statistical research, assisting with on-court workouts, helping with video editing, promoting and marketing summer camps and assisting UF's Director of Operations with daily tasks for the program.

Wise played is a graduate of Transylvania University in Lexington, Kentucky, where he helped the Pioneers win a conference title and advance to the NCAA DIII tournament.


He graduated with his bachelor's degree in business administration in 2011 and master's degree in sport management from Florida.

Wise and his wife Katie have one daughter Addison. Matt is the son of Mark Wise, a college basketball broadcaster and Mary Wise, head volleyball coach at Florida.



## ***DIRECTOR OF PLAYER DEVELOPMENT ROB WATSABAUGH***

Rob Watsabaugh (pronounced wat-SAW-baugh) is in his seventh season with the Wyoming program in 2019-20, including his fifth season at Director of Player Development. He helped the Pokes to a 25-10 overall record and berth in the NCAA tournament in 2014-15, and a College Basketball Invitational title in 2016-17.



He served as a graduate assistant for the 2012-13 and 2013-14 campaigns.

He was previously a member of the squad for three seasons. Watsabaugh was a valuable reserve for Wyoming off the bench in 2011-12. He played in 31 of UW's 33 games and averaged 1.0 points and 1.3 rebounds in seven minutes of action per game. His best performance of the season was six points, three rebounds and two steals against Maryland Eastern Shore on Nov. 26. He also posted a career-high five rebounds twice during the season, while shooting 61.9 percent from the floor. Watsabaugh played a career-high 21 minutes against Northern Colorado on Nov. 15, while making his first career start on Senior Night against TCU on Feb. 28.

Watsabaugh used his redshirt year during the 2010-11 season. He was able to practice with the team and participate in most team activities during his redshirt year of 2010-11. In his first year at Wyoming, Watsabaugh played in nine games. His best game came against Adams State, as he scored a career high six points. Those six points were six of Wyoming's final eight points and helped set the all-time school record for points in a game with 123. He scored the final basket of the game with 13 seconds remaining to seal the record. He played in his

first career game at Wyoming on Nov. 13 against South Dakota State. He scored his first career points and pulled down his first two career rebounds in UW's win over Peru State on Nov. 18.

Watsabaugh enjoyed a two-year junior college career at West Hills College in Coalinga, Calif.

At West Hills, Watsabaugh was a 2008-09 Central Valley All-Conference performer and was named to the Central Valley All-Defensive Team. He also received West Hills team awards including; Best Defense, Chairman of the Boards and their Falcon Award.

Watsabaugh graduated from Jackson Hole High School in 2007. He was a 3A West All-Conference basketball player and a two-year letterman on the hardwood. He also lettered in football as a junior. He excelled academically and was on the honor roll all four years of high school. Watsabaugh was born in Jackson, Wyo. He is the son of Nancy and Willy, and has a brother Tom. He also has two step brothers, Justin and Brad, and a step sister, Beth. Rob graduated from UW with his Bachelor's degree in kinesiology and health promotions in May of 2012.

## ***DIRECTOR OF OPERATIONS TIM O'FLANNIGAN***



O'Flannigan, a native of Laramie returns after spending the last two seasons as director of operations at Weber State. Prior to heading to Weber State, O'Flannigan was a graduate assistant for the Pokes helping lead Wyoming to the College Basketball Insider Championship in 2017. Before his duties as a graduate assistant, he spent four years as a student manager for the Cowboys.



## Wyoming Cowboys Wyoming Combined Team Statistics (as of Feb 05, 2020) All games



RECORD:	OVERALL	HOME	AWAY	NEUTRAL
ALL GAMES	6-18	4-11	2-5	0-2
CONFERENCE	1-11	0-7	1-4	0-0
NON-CONFERENCE	5-7	4-4	1-1	0-2

#	Player	Total		3-Point		F-Throw		Rebounds					Other									
		gp-gs	min	avg	fg-fga	fg%	3fg-fga	3fg%	ft-fa	ft%	off	def	tot	avg	pf	dq	a	to	blk	stl	pts	avg
24	MALDONADO, Hunter	24-24	850	35.4	139-316	.440	26-84	.310	100-137	.730	12	123	135	5.6	75	2	94	77	14	26	404	16.8
00	HENDRICKS, Jake	24-24	824	34.3	76-233	.326	62-195	.318	19-26	.731	7	87	94	3.9	58	0	26	33	0	28	233	9.7
10	THOMPSON, Hunter	23-23	627	27.3	64-164	.390	29-97	.299	22-35	.629	16	86	102	4.4	68	3	20	39	13	4	179	7.8
03	MARBLE, Kwane	18-2	285	15.8	36-73	.493	9-25	.360	29-36	.806	11	28	39	2.2	32	0	14	16	2	17	110	6.1
11	TAYLOR, TJ	24-10	590	24.6	48-107	.449	3-17	.176	42-55	.764	24	55	79	3.3	57	1	11	40	3	9	141	5.9
02	BANKS, AJ	24-21	577	24.0	45-82	.549	11-23	.478	26-37	.703	6	59	65	2.7	47	1	39	39	8	19	127	5.3
22	FOSTER, Kenny	23-6	502	21.8	36-114	.316	15-66	.227	17-25	.680	6	57	63	2.7	36	1	26	22	1	8	104	4.5
12	MILTON, Greg	24-3	275	11.5	27-70	.386	9-33	.273	10-15	.667	6	27	33	1.4	14	0	12	14	1	3	73	3.0
13	PORTER, Brandon	17-3	106	6.2	19-39	.487	7-22	.318	3-7	.429	1	9	10	0.6	21	0	2	10	3	6	48	2.8
14	MUELLER, Austin	12-3	186	15.5	7-21	.333	0-2	.000	1-3	.333	4	12	16	1.3	23	0	5	8	1	1	15	1.3
15	MORMAN, Tyler	2-1	28	14.0	1-1	1.000	0-0	.000	0-0	.000	1	4	5	2.5	5	0	1	1	1	0	2	1.0
05	FORNSTROM, Haize	9-0	15	1.7	0-0	.000	0-0	.000	1-2	.500	0	3	3	0.3	3	0	0	1	0	0	1	0.1
31	TURNER, Javier	4-0	11	2.8	0-2	.000	0-0	.000	0-0	.000	0	2	2	0.5	2	0	0	0	0	0	0	0.0
Team											26	36	62				15					
Total.....		24	4876		498-1222	.408	171-564	.303	270-378	.714	120	588	708	29.5	441	8	250	315	47	121	1437	59.9
Opponents.....		24	4874		563-1320	.427	182-567	.321	306-446	.686	226	658	884	36.8	426	-	279	296	63	154	1614	67.2

TEAM STATISTICS	WYO	OPP	Date	Opponent	Score	Att.
SCORING	1437	1614	11/5/19	IDAHO STATE	W 54-40	3010
Points per game	59.9	67.2	11/10/19	at South Carolina	L 32-66	10255
Scoring margin	-7.4	-	11/13/19	CAL STATE FULLERTON	L 53-60	3003
FIELD GOALS-ATT	498-1222	563-1320	11/16/19	OREGON STATE	L 63-83	4339
Field goal pct	.408	.427	11/19/19	DETROIT MERCY	W 76-49	2967
3 POINT FG-ATT	171-564	182-567	11/21/19	LOUISIANA	Wot 69-61	2860
3-point FG pct	.303	.321	11/24/19	vs Colorado	L 41-56	0
3-pt FG made per game	7.1	7.6	11/26/19	vs TCU	L 47-64	0
FREE THROWS-ATT	270-378	306-446	* 12/04/19	AIR FORCE	L 77-86	3013
Free throw pct	.714	.686	* 12/07/19	NEW MEXICO	L 65-79	3659
F-Throws made per game	11.3	12.8	12/14/19	NORTHERN COLORADO	L 53-74	3083
REBOUNDS	708	884	12/18/19	UTAH VALLEY	L 67-69	2716
Rebounds per game	29.5	36.8	12/21/19	at Denver	Wot 72-66	1543
Rebounding margin	-7.3	-	12/28/19	NEBRASKA WESLEYAN	W 82-68	2826
ASSISTS	250	279	* 01/01/20	at Boise St.	L 54-65	4708
Assists per game	10.4	11.6	* 01/04/20	at Colorado St.	L 61-72	3534
TURNOVERS	315	296	* 01/08/20	SAN DIEGO STATE	L 52-72	2941
Turnovers per game	13.1	12.3	* 01/11/20	UNLV	Lot 69-78	3000
Turnover margin	-0.8	-	* 01/14/20	at Nevada	L 67-68	8047
Assist/turnover ratio	0.8	0.9	* 01/18/20	FRESNO STATE	L 50-65	3226
STEALS	121	154	* 01/21/20	at San Diego State	L 55-72	12414
Steals per game	5.0	6.4	* 01/28/20	UTAH STATE	L 45-68	3115
BLOCKS	47	63	* 02/01/20	at San Jose St.	W 71-66	1427
Blocks per game	2.0	2.6	* 02/04/20	BOISE STATE	L 62-67	2892
ATTENDANCE	46650	41928	* - Conference game			
Home games-Avg/Game	15-3110	7-5990				
Neutral site-Avg/Game	-	2-0				

Score by Periods	1st	2nd	OT	Totals
Wyoming	607	795	35	1437
Opponents	721	863	30	1614



**Wyoming Cowboys**  
**Wyoming Season/Career Statistics (as of Feb 05, 2020)**  
**All games**



SEASON STATISTICS

CAREER STATISTICS

SUMMARY	gp-gs	min/g	fg%	3fg%	ft%	r/g	a/g	stl	blk	pts/g	gp-gs	min/g	fg%	3fg%	ft%	r/g	a/g	stl	blk	pts/g
MALDONADO, Hunter	24-24	35.4	.440	.310	.730	5.6	3.9	26	14	16.8	61-48	28.3	.424	.312	.719	4.1	2.5	63	23	10.9
HENDRICKS, Jake	24-24	34.3	.326	.318	.731	3.9	1.1	28	0	9.7	47-44	35.1	.359	.358	.678	3.4	1.1	51	0	10.2
THOMPSON, Hunter	23-23	27.3	.390	.299	.629	4.4	0.9	4	13	7.8	50-45	27.7	.410	.338	.677	3.6	0.8	10	27	8.3
MARBLE, Kwane	18-2	15.8	.493	.360	.806	2.2	0.8	17	2	6.1	18-2	15.8	.493	.360	.806	2.2	0.8	17	2	6.1
TAYLOR, TJ	24-10	24.6	.449	.176	.764	3.3	0.5	9	3	5.9	55-32	25.9	.443	.278	.759	3.2	0.6	26	14	6.2
BANKS, AJ	24-21	24.0	.549	.478	.703	2.7	1.6	19	8	5.3	56-39	23.9	.523	.386	.723	2.8	1.6	49	21	5.3
FOSTER, Kenny	23-6	21.8	.316	.227	.680	2.7	1.1	8	1	4.5	23-6	21.8	.316	.227	.680	2.7	1.1	8	1	4.5
MILTON, Greg	24-3	11.5	.386	.273	.667	1.4	0.5	3	1	3.0	24-3	11.5	.386	.273	.667	1.4	0.5	3	1	3.0
PORTER, Brandon	17-3	6.2	.487	.318	.429	0.6	0.1	6	3	2.8	48-4	8.2	.411	.338	.591	0.9	0.1	16	6	2.6
MUELLER, Austin	12-3	15.5	.333	.000	.333	1.3	0.4	1	1	1.3	33-11	15.4	.373	.267	.706	1.5	0.3	10	7	1.8
MORMAN, Tyler	2-1	14.0	1.000	.000	.000	2.5	0.5	0	1	1.0	2-1	14.0	1.000	.000	.000	2.5	0.5	0	1	1.0
FORNSTROM, Haize	9-0	1.7	.000	.000	.500	0.3	0.0	0	0	0.1	21-0	3.3	.500	.429	.800	0.5	0.1	1	0	0.8
TURNER, Javier	4-0	2.8	.000	.000	.000	0.5	0.0	0	0	0.0	4-0	2.8	.000	.000	.000	0.5	0.0	0	0	0.0

SCORING	fg-fga	fg%	3fg-fga	3fg%	ft-fta	ft%	pts	pts/g	fg-fga	fg%	3fg-fga	3fg%	ft-fta	ft%	pts	pts/g
MALDONADO, Hunter	139-316	.440	26-84	.310	100-137	.730	404	16.8	231-545	.424	54-173	.312	151-210	.719	667	10.9
HENDRICKS, Jake	76-233	.326	62-195	.318	19-26	.731	233	9.7	156-434	.359	129-360	.358	40-59	.678	481	10.2
THOMPSON, Hunter	64-164	.390	29-97	.299	22-35	.629	179	7.8	143-349	.410	68-201	.338	63-93	.677	417	8.3
MARBLE, Kwane	36-73	.493	9-25	.360	29-36	.806	110	6.1	36-73	.493	9-25	.360	29-36	.806	110	6.1
TAYLOR, TJ	48-107	.449	3-17	.176	42-55	.764	141	5.9	109-246	.443	20-72	.278	101-133	.759	339	6.2
BANKS, AJ	45-82	.549	11-23	.478	26-37	.703	127	5.3	102-195	.523	22-57	.386	68-94	.723	294	5.3
FOSTER, Kenny	36-114	.316	15-66	.227	17-25	.680	104	4.5	36-114	.316	15-66	.227	17-25	.680	104	4.5
MILTON, Greg	27-70	.386	9-33	.273	10-15	.667	73	3.0	27-70	.386	9-33	.273	10-15	.667	73	3.0
PORTER, Brandon	19-39	.487	7-22	.318	3-7	.429	48	2.8	46-112	.411	22-65	.338	13-22	.591	127	2.6
MUELLER, Austin	7-21	.333	0-2	.000	1-3	.333	15	1.3	22-59	.373	4-15	.267	12-17	.706	60	1.8
MORMAN, Tyler	1-1	1.000	0-0	.000	0-0	.000	2	1.0	1-1	1.000	0-0	.000	0-0	.000	2	1.0
FORNSTROM, Haize	0-0	.000	0-0	.000	1-2	.500	1	0.1	5-10	.500	3-7	.429	4-5	.800	17	0.8
TURNER, Javier	0-2	.000	0-0	.000	0-0	.000	0	0.0	0-2	.000	0-0	.000	0-0	.000	0	0.0

TOTALS	o-reb	d-reb	t-reb	pf	fo	ast	to	a/to	o-reb	d-reb	t-reb	pf	fo	ast	to	a/to
MALDONADO, Hunter	12	123	135	75	2	94	77	1.2	36	216	252	153	4	153	122	1.3
HENDRICKS, Jake	7	87	94	58	0	26	33	0.8	10	150	160	118	1	50	55	0.9
THOMPSON, Hunter	16	86	102	68	3	20	39	0.5	22	158	180	161	8	42	84	0.5
MARBLE, Kwane	11	28	39	32	0	14	16	0.9	11	28	39	32	0	14	16	0.9
TAYLOR, TJ	24	55	79	57	1	11	40	0.3	45	131	176	137	2	33	89	0.4
BANKS, AJ	6	59	65	47	1	39	39	1.0	16	141	157	91	1	88	90	1.0
FOSTER, Kenny	6	57	63	36	1	26	22	1.2	6	57	63	36	1	26	22	1.2
MILTON, Greg	6	27	33	14	0	12	14	0.9	6	27	33	14	0	12	14	0.9
PORTER, Brandon	1	9	10	21	0	2	10	0.2	9	36	45	80	2	7	39	0.2
MUELLER, Austin	4	12	16	23	0	5	8	0.6	10	41	51	65	3	11	28	0.4
MORMAN, Tyler	1	4	5	5	0	1	1	1.0	1	4	5	5	0	1	1	1.0
FORNSTROM, Haize	0	3	3	3	0	0	1	0.0	1	10	11	13	0	2	2	1.0
TURNER, Javier	0	2	2	2	0	0	0	0.0	0	2	2	2	0	0	0	0.0



## Wyoming Cowboys Wyoming Combined Team Statistics (as of Feb 05, 2020) Conference games only



RECORD:	OVERALL	HOME	AWAY	NEUTRAL
ALL GAMES	1-11	0-7	1-4	0-0
CONFERENCE	1-11	0-7	1-4	0-0
NON-CONFERENCE	0-0	0-0	0-0	0-0

#	Player	gp-gs	min	avg	Total		3-Point		F-Throw		Rebounds					pts	avg					
					fg-fga	fg%	3fg-fga	3fg%	ft-fa	ft%	off	def	tot	avg	pf			dq	a	to	blk	stl
24	MALDONADO, Hunter	12-12	444	37.0	70-162	.432	16-46	.348	43-61	.705	9	58	67	5.6	39	1	53	40	8	16	199	16.6
00	HENDRICKS, Jake	12-12	418	34.8	40-128	.313	34-111	.306	10-16	.625	2	33	35	2.9	31	0	16	15	0	20	124	10.3
03	MARBLE, Kwane	10-2	241	24.1	34-69	.493	8-23	.348	24-29	.828	11	21	32	3.2	29	0	12	15	2	17	100	10.0
10	THOMPSON, Hunter	11-11	284	25.8	32-71	.451	16-44	.364	9-15	.600	8	28	36	3.3	33	1	9	22	5	3	89	8.1
22	FOSTER, Kenny	12-6	289	24.1	21-72	.292	8-40	.200	11-16	.688	2	31	33	2.8	17	1	11	15	0	6	61	5.1
11	TAYLOR, TJ	12-3	278	23.2	18-40	.450	1-6	.167	22-26	.846	15	22	37	3.1	26	0	7	17	1	5	59	4.9
02	BANKS, AJ	12-12	274	22.8	19-35	.543	5-12	.417	5-6	.833	5	31	36	3.0	24	1	21	15	0	6	48	4.0
12	MILTON, Greg	12-0	122	10.2	11-32	.344	5-19	.263	2-2	1.000	3	13	16	1.3	7	0	5	2	1	3	29	2.4
13	PORTER, Brandon	8-2	43	5.4	6-19	.316	5-13	.385	0-1	.000	1	1	2	0.3	12	0	2	5	2	2	17	2.1
14	MUELLER, Austin	2-0	21	10.5	1-2	.500	0-0	.000	0-0	.000	1	1	2	1.0	3	0	0	1	0	0	2	1.0
05	FORNSTROM, Haize	7-0	10	1.4	0-0	.000	0-0	.000	0-0	.000	0	2	2	0.3	3	0	0	1	0	0	0	0.0
31	TURNER, Javier	1-0	1	1.0	0-1	.000	0-0	.000	0-0	.000	0	0	0	0.0	1	0	0	0	0	0	0	0.0
Team											12	24	36				6					
Total.....		12	2425		252-631	.399	98-314	.312	126-172	.733	69	265	334	27.8	225	4	136	154	19	78	728	60.7
Opponents.....		12	2425		292-648	.451	95-284	.335	179-230	.778	117	335	452	37.7	195	-	153	158	27	76	858	71.5

TEAM STATISTICS	WYO	OPP	Date	Opponent	Score	Att.
SCORING	728	858	* 12/04/19	AIR FORCE	L 77-86	3013
Points per game	60.7	71.5	* 12/07/19	NEW MEXICO	L 65-79	3659
Scoring margin	-10.8	-	* 01/01/20	at Boise St.	L 54-65	4708
FIELD GOALS-ATT	252-631	292-648	* 01/04/20	at Colorado St.	L 61-72	3534
Field goal pct	.399	.451	* 01/08/20	SAN DIEGO STATE	L 52-72	2941
3 POINT FG-ATT	98-314	95-284	* 01/11/20	UNLV	Lot 69-78	3000
3-point FG pct	.312	.335	* 01/14/20	at Nevada	L 67-68	8047
3-pt FG made per game	8.2	7.9	* 01/18/20	FRESNO STATE	L 50-65	3226
FREE THROWS-ATT	126-172	179-230	* 01/21/20	at San Diego State	L 55-72	12414
Free throw pct	.733	.778	* 01/28/20	UTAH STATE	L 45-68	3115
F-Throws made per game	10.5	14.9	* 02/01/20	at San Jose St.	W 71-66	1427
REBOUNDS	334	452	* 02/04/20	BOISE STATE	L 62-67	2892
Rebounds per game	27.8	37.7	* - Conference game			
Rebounding margin	-9.8	-				
ASSISTS	136	153				
Assists per game	11.3	12.8				
TURNOVERS	154	158				
Turnovers per game	12.8	13.2				
Turnover margin	+0.3	-				
Assist/turnover ratio	0.9	1.0				
STEALS	78	76				
Steals per game	6.5	6.3				
BLOCKS	19	27				
Blocks per game	1.6	2.3				
ATTENDANCE	21846	30130				
Home games-Avg/Game	7-3121	5-6026				
Neutral site-Avg/Game	-	0-0				

Score by Periods	1st	2nd	OT	Totals
Wyoming	277	445	6	728
Opponents	363	480	15	858



















**#31 Javier Turner**  
 Freshman  Forward  6-11  230  
 Omaha, Neb. (Northwest)

**2019-20 Averages**

PTS	REB	AST	FG%	3FG%	FT%	MIN
0.0	0.5	0.0	---	---	---	2.8

**Notable**

- Did not play against Idaho State
- Made his debut against South Carolina with one rebound

**2019-20 Game-by-Game Statistics**

#31 TURNER, Javier

Opponent	Date	gs	min	Total		3-Pointers		Free throws		Rebounds			pf	a	tk	stl	pts	avg
				fg	fga	pct	3fg	3fga	pct	ft	fta	pct						
IDAHO STATE	11/5/19	dnp	-	-	-	-	-	-	-	-	-	-	-	-	-	-	-	-
at South Carolina	11/10/19	4	-	0-1	.000	0-0	.000	0-0	.000	0	1	1	1.0	0	0	0	0	0.0
CAL STATE FULLERTON	11/13/19	dnp	-	-	-	-	-	-	-	-	-	-	-	-	-	-	-	-
OREGON STATE	11/16/19	4	-	0-0	.000	0-0	.000	0-0	.000	0	1	1	1.0	0	0	0	0	0.0
DETROIT MERCY	11/19/19	2	-	0-0	.000	0-0	.000	0-0	.000	0	0	0	0.7	1	0	0	0	0.0
LOUISIANA	11/21/19	dnp	-	-	-	-	-	-	-	-	-	-	-	-	-	-	-	-
AIR FORCE	12/04/19	dnp	-	-	-	-	-	-	-	-	-	-	-	-	-	-	-	-
NEW MEXICO	12/07/19	dnp	-	-	-	-	-	-	-	-	-	-	-	-	-	-	-	-
NORTHERN COLORADO	12/14/19	dnp	-	-	-	-	-	-	-	-	-	-	-	-	-	-	-	-
UTAH VALLEY	12/19/19	dnp	-	-	-	-	-	-	-	-	-	-	-	-	-	-	-	-
NEBRASKA WESLEYAN	12/28/19	dnp	-	-	-	-	-	-	-	-	-	-	-	-	-	-	-	-
SAN DIEGO STATE	01/08/20	dnp	-	-	-	-	-	-	-	-	-	-	-	-	-	-	-	-
UNLV	01/11/20	dnp	-	-	-	-	-	-	-	-	-	-	-	-	-	-	-	-
FRESNO STATE	01/18/20	dnp	-	-	-	-	-	-	-	-	-	-	-	-	-	-	-	-
UTAH STATE	01/28/20	1	-	0-1	.000	0-0	.000	0-0	.000	0	0	0	0.5	1	0	0	0	0.0
BOISE STATE	02/04/20	dnp	-	-	-	-	-	-	-	-	-	-	-	-	-	-	-	-
<b>Totals</b>		0	11	0-2	.000	0-0	.000	0-0	.000	0	2	2	0.5	2	0	0	0	0.0

Games played: 4  
 Minutes/game: 2.8  
 FG Pct: 0.0  
 Rebounds/game: 0.5

**Season & Career Highs**

**Season Highs**

- Points N/A
- FG Made N/A
- 3FG Made N/A
- FT Made N/A
- Rebounds 1 twice, last vs. Oregon State, 11-16-19
- Assists N/A
- Blocks N/A
- Steals N/A
- Minutes 4 twice, last vs. Oregon State, 11-16-19

**Career Highs**

- Points N/A
- FG Made N/A
- 3FG Made N/A
- FT Made N/A
- Rebounds 1 twice, last vs. Oregon State, 11-16-19
- Assists N/A
- Blocks N/A
- Steals N/A
- Minutes 4 twice, last vs. Oregon State, 11-16-19

**Double-Figure Scoring Games**

Season 0  
 Career 0

**Double-Figure Rebounding Games**

Season 0  
 Career 0

**Twenty-Point Scoring Games**

Season 0  
 Career 0

**Double-Double Games**

Season 0  
 Career 0

**Career Statistics**

Season	gp	gs	min/avg	Total		3-Point		F-Throws		Rebounds			Scoring										
				fg	fga	pct	fg	fga	pct	ft	fta	pct	off	def	tot	avg	pf	ast	to	blk	stl	pts	avg
2019-20	4	0	11/2.8	0-2	.000	0-0	.000	0-0	.000	0	2	2	0.5	2	0	0	0	0	0	0	0	0	0.0
<b>TOTAL</b>	4	0	11/2.8	0-2	.000	0-0	.000	0-0	.000	0	2	2	0.5	2	0	0	0	0	0	0	0	0	0.0



# Games	Lineup Started	Lineup #	Forward	Forward	Guard	Guard	Guard	Record
3		1	Thompson	Mueller	Maldonado	Hendricks	Milton	1-2
10		2	Thompson	Taylor	Maldonado	Hendricks	Banks	3-7
1		3	Thompson	Morman	Maldonado	Hendricks	Banks	1-0
2		4	Thompson	Porter	Maldonado	Hendricks	Banks	0-2
6		5	Thompson	Foster	Maldonado	Hendricks	Banks	0-6
1		6	Thompson	Marble III	Maldonado	Hendricks	Banks	1-0
1		7	Taylor	Marble III	Maldonado	Hendricks	BAnks	0-1

**Totals (24 games)**

(The lineup numbers are by the order they first appeared during the season.)

**6-18, 1-11 MW**

**Starting Lineup Game-by-Game**

Date	Opponent	Lineup #	Forward	Forward	Guard	Guard	Guard	Record
11/5	Idaho State	1	Thompson	Mueller	Maldonado	Hendricks	Milton	1-0
11/10	at South Carolina	1	Thompson	Mueller	Maldonado	Hendricks	Milton	1-1
11/13	CSU Fullerton	1	Thompson	Mueller	Maldonado	Hendricks	Milton	1-2
11/16	Oregon State	2	Thompson	Taylor	Maldonado	Hendricks	Banks	1-3
11/19	Detroit Mercy	2	Thompson	Taylor	Maldonado	Hendricks	Banks	2-3
11/21	Louisiana	2	Thompson	Taylor	Maldonado	Hendricks	Banks	3-3
11/24	vs. Colorado	2	Thompson	Taylor	Maldonado	Hendricks	Banks	3-4
11/26	vs. TCU	2	Thompson	Taylor	Maldonado	Hendricks	Banks	3-5
12/4	Air Force	2	Thompson	Taylor	Maldonado	Hendricks	Banks	3-6
12/7	New Mexico	2	Thompson	Taylor	Maldonado	Hendricks	Banks	3-7
12/14	Northern Colo.	2	Thompson	Taylor	Maldonado	Hendricks	Banks	3-8
12/18	Utah Valley	2	Thompson	Taylor	Maldonado	Hendricks	Banks	3-9
12/21	at Denver	3	Thompson	Morman	Maldonado	Hendricks	Banks	4-9
12/28	Nebraska Wesleyan	2	Thompson	Taylor	Maldonado	Hendricks	Banks	5-9
1/1	at Boise State	4	Thompson	Porter	Maldonado	Hendricks	Banks	5-10
1/4	at Colorado State	4	Thompson	Porter	Maldonado	Hendricks	Banks	5-11
1/8	San Diego State	5	Thompson	Foster	Maldonado	Hendricks	Banks	5-12
1/11	UNLV	5	Thompson	Foster	Maldonado	Hendricks	Banks	5-13
1/14	at Nevada	5	Thompson	Foster	Maldonado	Hendricks	Banks	5-14
1/18	Fresno State	5	Thompson	Foster	Maldonado	Hendricks	Banks	5-15
1/21	at #4 San Diego St.	5	Thompson	Foster	Maldonado	Hendricks	Banks	5-16
1/28	Utah State	5	Thompson	Foster	Maldonado	Hendricks	Banks	5-17
2/1	at San Jose State	6	Thompson	Marble III	Maldonado	Hendricks	Banks	6-17
2/4	Boise State	7	Taylor	Marble III	Maldonado	Hendricks	Banks	6-18

Individual Category Leaders



Wyoming Cowboys  
Wyoming Category Leaders (as of Feb 05, 2020)  
All games



Points	G	Pts	Pts/G	Scoring Average	G	Pts	Avg/G
MALDONADO, Hunter	24	404	16.8	MALDONADO, Hunter	24	404	16.8
HENDRICKS, Jake	24	233	9.7	HENDRICKS, Jake	24	233	9.7
THOMPSON, Hunter	23	179	7.8	THOMPSON, Hunter	23	179	7.8
TAYLOR, TJ	24	141	5.9	MARBLE, Kwane	18	110	6.1
BANKS, AJ	24	127	5.3	TAYLOR, TJ	24	141	5.9
MARBLE, Kwane	18	110	6.1	BANKS, AJ	24	127	5.3
FOSTER, Kenny	23	104	4.5	FOSTER, Kenny	23	104	4.5
MILTON, Greg	24	73	3.0	MILTON, Greg	24	73	3.0
PORTER, Brandon	17	48	2.8	PORTER, Brandon	17	48	2.8
MUELLER, Austin	12	15	1.3	MUELLER, Austin	12	15	1.3
MORMAN, Tyler	2	2	1.0	MORMAN, Tyler	2	2	1.0
FORNSTROM, Haize	9	1	0.1	FORNSTROM, Haize	9	1	0.1

FG Percentage	FG	Att	Pct	Field Goal Attempts	G	Att	Att/G
MORMAN, Tyler	1	1	1.000	MALDONADO, Hunter	24	316	13.2
BANKS, AJ	45	82	.549	HENDRICKS, Jake	24	233	9.7
MARBLE, Kwane	36	73	.493	THOMPSON, Hunter	23	164	7.1
PORTER, Brandon	19	39	.487	FOSTER, Kenny	23	114	5.0
TAYLOR, TJ	48	107	.449	TAYLOR, TJ	24	107	4.5
MALDONADO, Hunter	139	316	.440				
THOMPSON, Hunter	64	164	.390				
MILTON, Greg	27	70	.386				
MUELLER, Austin	7	21	.333				
HENDRICKS, Jake	76	233	.326				
FOSTER, Kenny	36	114	.316				
TURNER, Javier	0	2	.000				

3-Point Percentage	3FG	Att	Pct	3-Point FG Attempts	G	Att	Att/G
BANKS, AJ	11	23	.478	HENDRICKS, Jake	24	195	8.1
MARBLE, Kwane	9	25	.360	THOMPSON, Hunter	23	97	4.2
PORTER, Brandon	7	22	.318	MALDONADO, Hunter	24	84	3.5
HENDRICKS, Jake	62	195	.318	FOSTER, Kenny	23	66	2.9
MALDONADO, Hunter	26	84	.310	MILTON, Greg	24	33	1.4
THOMPSON, Hunter	29	97	.299				
MILTON, Greg	9	33	.273				
FOSTER, Kenny	15	66	.227				
TAYLOR, TJ	3	17	.176				
MUELLER, Austin	0	2	.000				

Free Throw Percent	FG	Att	Pct	Free Throw Attempts	G	Att	Att/G
MARBLE, Kwane	29	36	.806	MALDONADO, Hunter	24	137	5.7
TAYLOR, TJ	42	55	.764	TAYLOR, TJ	24	55	2.3
HENDRICKS, Jake	19	26	.731	BANKS, AJ	24	37	1.5
MALDONADO, Hunter	100	137	.730	MARBLE, Kwane	18	36	2.0
BANKS, AJ	26	37	.703	THOMPSON, Hunter	23	35	1.5
FOSTER, Kenny	17	25	.680				
MILTON, Greg	10	15	.667				
THOMPSON, Hunter	22	35	.629				
FORNSTROM, Haize	1	2	.500				
PORTER, Brandon	3	7	.429				
MUELLER, Austin	1	3	.333				



Wyoming Cowboys  
Wyoming Category Leaders (as of Feb 05, 2020)  
All games



Rebounds	G	Reb	Reb/G	Assists	G	No.	Ast/G
MALDONADO, Hunter	24	135	5.6	MALDONADO, Hunter	24	94	3.9
THOMPSON, Hunter	23	102	4.4	BANKS, AJ	24	39	1.6
HENDRICKS, Jake	24	94	3.9	FOSTER, Kenny	23	26	1.1
TAYLOR, TJ	24	79	3.3	HENDRICKS, Jake	24	26	1.1
BANKS, AJ	24	65	2.7	THOMPSON, Hunter	23	20	0.9

Rebound Average	G	Reb	Avg/G	Steals	G	No.	Stl/G
MALDONADO, Hunter	24	135	5.6	HENDRICKS, Jake	24	28	1.2
THOMPSON, Hunter	23	102	4.4	MALDONADO, Hunter	24	26	1.1
HENDRICKS, Jake	24	94	3.9	BANKS, AJ	24	19	0.8
TAYLOR, TJ	24	79	3.3	MARBLE, Kwane	18	17	0.9
FOSTER, Kenny	23	63	2.7	TAYLOR, TJ	24	9	0.4

Offensive Rebounds	G	No.	Avg/G	Blocked Shots	G	No.	Blk/G
TAYLOR, TJ	24	24	1.0	MALDONADO, Hunter	24	14	0.6
THOMPSON, Hunter	23	16	0.7	THOMPSON, Hunter	23	13	0.6
MALDONADO, Hunter	24	12	0.5	BANKS, AJ	24	8	0.3
MARBLE, Kwane	18	11	0.6	PORTER, Brandon	17	3	0.2
HENDRICKS, Jake	24	7	0.3	TAYLOR, TJ	24	3	0.1

Defensive Rebounds	G	No.	Avg/G	Minutes	G	No.	Min/G
MALDONADO, Hunter	24	123	5.1	MALDONADO, Hunter	24	850	35.4
HENDRICKS, Jake	24	87	3.6	HENDRICKS, Jake	24	824	34.3
THOMPSON, Hunter	23	86	3.7	THOMPSON, Hunter	23	627	27.3
BANKS, AJ	24	59	2.5	TAYLOR, TJ	24	590	24.6
FOSTER, Kenny	23	57	2.5	BANKS, AJ	24	577	24.0

Fouls	G	No.	Per/G	Turnovers	G	No.	TO/G
MALDONADO, Hunter	24	75	3.1	MALDONADO, Hunter	24	77	3.2
THOMPSON, Hunter	23	68	3.0	TAYLOR, TJ	24	40	1.7
HENDRICKS, Jake	24	58	2.4	BANKS, AJ	24	39	1.6
TAYLOR, TJ	24	57	2.4	THOMPSON, Hunter	23	39	1.7
BANKS, AJ	24	47	2.0	HENDRICKS, Jake	24	33	1.4

Fouls	G	No.	Foulouts	G	No.
THOMPSON, Hunter	23	3	THOMPSON, Hunter	23	3
MALDONADO, Hunter	24	2	MALDONADO, Hunter	24	2
BANKS, AJ	24	1	BANKS, AJ	24	1
FOSTER, Kenny	23	1	FOSTER, Kenny	23	1
TAYLOR, TJ	24	1	TAYLOR, TJ	24	1

Specialty Stat Leaders

Scoring	2019-20	Record	Career	Record
Jake Hendricks	5	1-4	6	1-5
Hunter Thompson	1	1-0	4	1-3
Hunter Maldonado	17	4-13	20	3-17
TJ Taylor	1	1-0	1	1-0
Kwane Marble	3	1-2	3	1-2

Double-Figure Points	2019-20	Record	Career	Record
Hunter Maldonado	22	6-16	33	12-21
Jake Hendricks	13	5-8	24	9-15
Brandon Porter	1	0-1	3	0-3
TJ Taylor	5	3-2	13	5-8
Hunter Thompson	6	1-5	16	3-13
A.J. Banks	5	3-2	8	4-4
Kenny Foster	4	1-3	4	1-3
Kwane Marble	5	1-4	5	1-4
Greg Milton III	2	2-0	2	2-0

Scoring 20+ Points	2019-20	Record	Career	Record
Hunter Maldonado	5	2-3	7	3-4
TJ Taylor	1	1-0	2	2-0
Jake Hendricks	2	1-1	6	2-4
Hunter Thompson	1	1-0	2	1-1
A.J. Banks	0	0-0	1	1-0

Double-Doubles	2019-20	Record	Career	Record
Hunter Maldonado	2	0-2	4	1-3
Jake Hendricks	1	1-0	1	1-0

Double-Figure Rebounds	2019-20	Record	Career	Record
Hunter Maldonado	1	0-1	3	1-2
Jake Hendricks	2	2-0	2	2-0
Hunter Thompson	1	1-0	1	1-0

Rebounds	2019-20	Record	Career	Record
Hunter Maldonado	12	3-9	15	5-10
TJ Taylor	2	1-1	5	1-4
A.J. Banks	1	0-1	3	1-2
Kenny Foster	1	0-1	1	0-1
Jake Hendricks	2	2-0	3	3-0
Austin Mueller	1	1-0	1	1-0
Hunter Thompson	4	1-3	4	1-3
Kwane Marble	3	0-3	3	0-3

Assists	2019-20	Record	Career	Record
Hunter Maldonado	17	6-11	19	8-11
Hunter Thompson	2	0-2	3	0-3
A.J. Banks	1	0-1	5	1-4
TJ Taylor	0	0-0	1	0-1
Jake Hendricks	2	1-1	2	1-1
Kenny Foster	1	0-1	1	0-1
Kwane Marble	2	0-2	2	0-2

**Individual Points-Rebounds-Assists**

Opponent	Date	Score	00 Hendricks	02 Banks	03 Marble	05 Fornstrom	10 Thompson	11 Taylor	12 Milton	13 Porter	14 Mueller	15 Morman	22 Foster	24 Maldonado	31 Turner
Idaho State	11/5/19	W 54-40	4-5-1	6-4-0	1-2-0	DNP	4-6-0	2-0-0	4-1-1	0-0-0	1-7-1	DNP	DNP	32-3-1	DNP
at South Carolina	11/10/19	L 32-66	2-2-0	4-2-1	4-0-1	DNP	3-7-1	2-1-0	4-2-1	1-1-0	2-2-0	DNP	0-0-0	10-3-1	0-1-0
CSU Fullerton	11/13/19	L 53-60	13-3-1	0-1-0	0-0-0	DNP	6-3-2	10-8-1	2-2-0	0-0-0	2-1-0	DNP	5-5-1	15-10-2	DNP
Oregon State	11/16/19	L 63-83	7-1-0	10-1-2	3-2-0	1-0-0	8-4-1	2-4-0	2-3-0	4-0-0	0-0-2	DNP	8-4-1	18-5-2	0-1-0
Detroit Mercy	11/19/19	W 76-49	12-10-1	15-4-3	2-1-0	0-1-0	6-10-1	22-6-1	0-1-1	2-0-0	0-0-1	DNP	4-2-1	13-5-7	0-0-0
Louisiana	11/21/19	W 69-61 OT	5-11-0	12-3-3	0-0-0	DNP	22-7-0	12-2-0	2-1-0	DNP	0-0-0	DNP	5-2-4	11-9-4	DNP
vs. #23 Colorado	11/24/19	L 41-46	6-5-0	0-1-2	DNP	DNP	3-6-0	6-2-0	7-3-1	DNP	0-1-1	DNP	5-4-1	14-3-2	DNP
vs. TCU	11/26/19	L 47-64	14-6-2	0-2-0	0-2-1	DNP	5-1-1	2-0-0	7-3-2	6-1-0	0-1-0	DNP	0-2-0	13-7-4	DNP
Air Force	12/04/19	L 77-86	17-2-1	5-2-3	DNP	DNP	17-7-0	10-3-2	0-1-0	0-0-0	2-1-0	DNP	8-2-1	18-8-9	DNP
New Mexico	12/07/19	L 65-79	0-1-0	15-2-3	0-1-0	DNP	12-5-1	2-1-0	2-3-2	3-0-1	0-1-0	DNP	4-6-3	27-6-2	DNP
Northern Colorado	12/14/19	L 53-74	6-4-2	8-3-1	DNP	DNP	7-8-0	4-4-0	3-0-0	DNP	6-1-0	DNP	2-1-1	17-3-3	DNP
Utah Valley	12/18/19	L 67-69	0-3-1	6-2-3	0-0-0	DNP	17-7-2	2-0-1	2-0-0	12-2-0	2-1-0	0-2-0	3-2-0	23-6-4	DNP
at Denver	12/21/19	W 72-66 OT	19-5-2	6-1-2	DNP	DNP	7-4-0	16-7-0	0-1-0	2-2-0	DNP	2-3-1	0-0-2	20-9-4	DNP
Nebraska Wesleyan	12/28/19	W 82-68	21-4-0	12-5-1	DNP	DNP	2-3-3	2-8-1	11-0-1	4-2-0	DNP	DNP	11-8-4	19-5-7	DNP
at Boise State	01/01/20	L 54-65	16-4-1	5-7-2	DNP	0-0-0	0-2-3	8-3-2	0-0-0	5-0-0	DNP	DNP	6-5-0	14-1-0	DNP
at Colorado State	01/04/20	L 61-72	12-2-0	0-4-2	6-2-0	0-0-0	8-7-1	0-0-1	0-0-0	0-0-1	DNP	DNP	10-2-1	25-6-4	DNP
#7 San Diego State	01/08/20	L 52-72	3-5-3	2-3-1	6-0-0	0-0-0	15-5-0	1-1-0	0-0-1	DNP	DNP	DNP	7-5-0	18-7-2	DNP
UNLV	01/11/20	L 69-78 OT	18-3-2	2-2-0	19-2-0	0-1-0	9-2-0	3-2-0	0-1-0	0-0-0	DNP	DNP	2-4-3	16-8-7	DNP
at Nevada	01/14/20	L 67-68	10-4-1	4-1-0	8-9-1	DNP	16-4-2	2-0-0	0-1-0	DNP	DNP	DNP	10-3-1	17-6-10	DNP
Fresno state	01/18/20	L 50-65	12-5-2	0-0-1	12-2-2	DNP	5-0-0	8-6-0	0-1-0	6-2-0	DNP	DNP	0-1-0	7-8-5	DNP
at #4 San Diego State	01/21/20	L 55-72	20-4-1	2-2-2	12-5-1	0-1-0	4-1-0	8-2-2	2-2-0	0-0-0	DNP	DNP	0-0-1	7-4-4	DNP
Utah State	01/28/20	L 45-68	0-1-2	2-4-1	14-4-4	0-0-0	3-3-1	4-2-0	6-3-0	DNP	DNP	DNP	2-3-0	14-1-1	0-0-0
at San Jose State	02/01/20	W 71-66	10-2-2	11-5-5	12-3-1	DNP	0-0-1	7-8-0	12-3-2	DNP	DNP	DNP	0-0-0	19-7-7	DNP
Boise State	02/04/20	L 62-67	6-2-1	0-4-1	11-4-3	0-0-0	DNP	6-9-0	7-1-0	3-0-0	DNP	DNP	12-2-1	17-5-2	DNP

**Game-by-Game Leaders**

Opponent	Date	Score	Points	Rebounds	Assists	Steals	Blocks
IDAHO STATE	11/5/19	W 54-40	32-MALDONADO, Hunter	7-MUELLER, Austin	1-HENDRICKS, Jake	2-BANKS, AJ	1-BANKS, AJ
at South Carolina	11/10/19	L 32-66	10-MALDONADO, Hunter	7-THOMPSON, Hunter	1-BANKS, AJ	1-BANKS, AJ	1-BANKS, AJ
CSU Fullerton	11/13/19	L 53-60	15-MALDONADO, Hunter	10-MALDONADO, Hunter	2-THOMPSON, Hunter	None	2-MALDONADO, Hunter
Oregon State	11/16/19	L 63-83	18-MALDONADO, Hunter	5-MALDONADO, Hunter	2-MALDONADO, Hunter	2-BANKS, AJ	None
Detroit Mercy	11/19/19	W 76-49	22-TAYLOR, TJ	10-HENDRICKS, Jake	7-MALDONADO, Hunter	2-BANKS, AJ	1-THOMPSON, Hunter
Louisiana	11/21/19	W 69-61 OT	22-THOMPSON, Hunter	11-HENDRICKS, Jake	4-MALDONADO, Hunter	3-MALDONADO, Hunter	1-THOMPSON, Hunter
vs. #23 Colorado	11/24/19	L 41-56	14-MALDONADO, Hunter	6-THOMPSON, Hunter	2-BANKS, AJ	2-FOSTER, Kenny	None
vs. TCU	11/26/19	L 47-64	14-HENDRICKS, Jake	7-MALDONADO, Hunter	4-MALDONADO, Hunter	2-HENDRICKS, Jake	1-BANKS, AJ
Air Force	12/04/19	L 77-86	18-MALDONADO, Hunter	8-MALDONADO, Hunter	9-MALDONADO, Hunter	2-MALDONADO, Hunter	2-THOMPSON, Hunter
New Mexico	12/07/19	L 65-79	27-MALDONADO, Hunter	6-MALDONADO, Hunter	3-BANKS, AJ	2-FOSTER, Kenny	None
Northern Colorado	12/14/19	L 53-74	17-MALDONADO, Hunter	8-THOMPSON, Hunter	3-MALDONADO, Hunter	1-TAYLOR, TJ	1-THOMPSON, Hunter
Utah Valley	12/18/19	L 67-69	23-MALDONADO, Hunter	7-THOMPSON, Hunter	4-MALDONADO, Hunter	1-PORTER, Brandon	1-THOMPSON, Hunter
at Denver	12/21/19	W 72-66 OT	20-MALDONADO, Hunter	9-MALDONADO, Hunter	4-MALDONADO, Hunter	1-MALDONADO, Hunter	3-THOMPSON, Hunter
Nebraska Wesleyan	12/28/19	W 82-68	21-HENDRICKS, Jake	8-TAYLOR, TJ	7-MALDONADO, Hunter	3-BANKS, AJ	1-BANKS, AJ
at Boise State	01/01/20	L 54-65	16-HENDRICKS, Jake	7-BANKS, AJ	3-THOMPSON, Hunter	2-MALDONADO, Hunter	None
at Colorado State	01/04/20	L 61-72	25-MALDONADO, Hunter	7-THOMPSON, Hunter	4-MALDONADO, Hunter	4-HENDRICKS, Jake	None
#7 San Diego State	01/08/20	L 52-72	18-MALDONADO, Hunter	7-MALDONADO, Hunter	3-HENDRICKS, Jake	2-MALDONADO, Hunter	2-THOMPSON, Hunter
UNLV	01/11/20	L 69-78 OT	14-MALDONADO, Hunter	6-THOMPSON, Hunter	2-BANKS, AJ	2-FOSTER, Kenny	None
at Nevada	01/14/20	L 67-68	17-MALDONADO, Hunter	9-MARBLE, Kwane	10-MALDONADO, Hunter	3-MARBLE, Kwane	2-MALDONADO, Hunter
Fresno State	01/18/20	L 50-65	12-HENDRICKS, Jake	8-MALDONADO, Hunter	5-MALDONADO, Hunter	2-HENDRICKS, Jake	2-MALDONADO, Hunter
at #4 San Diego State	01/21/20	L 55-72	20-HENDRICKS, Jake	5-MARBLE, Kwane	4-MALDONADO, Hunter	2-MALDONADO, Hunter	1-PORTER, Brandon
Utah State	01/28/20	L 45-68	14-MARBLE, Kwane	4-MARBLE, Kwane	4-MARBLE, Kwane	2-HENDRICKS, Jake	1-MALDONADO, Hunter
at San Jose State	02/01/20	W 71-66	19-MALDONADO, Hunter	8-TAYLOR, TJ	7-MALDONADO, Hunter	3-MARBLE, Kwane	None
Boise State	02/04/20	L 62-67	17-MALDONADO, Hunter	9-TAYLOR, TJ	3-MARBLE, Kwane	4-MARBLE, Kwane	1-MILTON, Greg

**Cowboys in Comparison to Opponents**

<b>Overall Record</b>	<b>6-18</b>	<b>When the Cowboys . . .</b>	<b>. . . they are</b>
<b>When the Cowboys . . .</b>	<b>. . . they are</b>	<b>When the Cowboys . . .</b>	<b>. . . they are</b>
Play day games	<b>3-4</b>	Commit fewer fouls than opponent	<b>3-7</b>
Play night games	<b>3-13</b>	Commit more fouls than opponent	<b>3-11</b>
		Commit the same number of fouls	<b>0-0</b>
Lead at halftime	<b>4-2</b>	Have more assists than opponent	<b>4-6</b>
Trail at halftime	<b>1-14</b>	Have fewer assists than opponent	<b>2-12</b>
Are tied at halftime	<b>1-2</b>	Have the same number of assists	<b>0-0</b>
Shoot better from the field than opponent	<b>6-4</b>	Commit fewer turnovers than opponent	<b>3-5</b>
Shoot worse from the field than opponent	<b>0-13</b>	Commit more turnovers than opponent	<b>2-13</b>
Shoot the same from the field as opponent	<b>0-1</b>	Commit the same number of turnovers	<b>1-0</b>
Shoot better from three-point range than opponent	<b>3-5</b>	Block more shots than opponent	<b>3-5</b>
Shoot worse from three-point range than opponent	<b>3-13</b>	Block fewer shots than opponent	<b>1-10</b>
Shoot the same from three-point range as opponent	<b>0-0</b>	Block the same number of shots	<b>2-3</b>
Shoot better from the free-throw line than opponent	<b>4-7</b>	Have more steals than opponent	<b>1-5</b>
Shoot worse from the free-throw line than opponent	<b>2-11</b>	Have fewer steals than opponent	<b>5-11</b>
Shoot the same from the free-throw line as opponent	<b>0-0</b>	Have the same number of steals	<b>0-2</b>
Outrebound opponent	<b>3-2</b>	Have their starting frontcourt outscore the opponent's	<b>2-5</b>
Are outrebounded by opponent	<b>3-16</b>	Have their starting frontcourt outscored by the opponent's	<b>3-13</b>
Are even in rebounds with opponent	<b>0-0</b>	Have their starting frontcourt tied by the opponent's	<b>1-0</b>
Have more offensive rebounds than opponent	<b>1-3</b>	Have their starting backcourt outscore the opponent's	<b>6-5</b>
Have fewer offensive rebounds than opponent	<b>5-15</b>	Have their starting backcourt outscored by the opponent's	<b>0-12</b>
Have the same number of offensive rebounds	<b>0-0</b>	Have their starting backcourt tied by the opponent's	<b>0-1</b>
Have more defensive rebounds than opponent	<b>5-2</b>	Have their bench outscore the opponent's	<b>2-4</b>
Have fewer defensive rebounds than opponent	<b>1-13</b>	Have their bench outscored by the opponent's	<b>4-13</b>
Have the same number of defensive rebounds	<b>0-3</b>	Have their bench tied by the opponent's in scoring	<b>0-1</b>

**Team Game-by-Game Comparison**

Opponent	1st	2nd	Score	Mar	FG	FG %	3FG	3FG %	FT	FT Pct	Rbs	Ast	TO	Block	Steal	Fouls
IDAHO STATE	21/18	33/22	54-40	+14	19-37/15-47	.514/.319	1-10/4-24	.100/.167	15-23/6-18	.652/.333	28/32 (4)	4/9	12/15	2/1	6/7	20/22
at South Carolina	16/35	16/31	32-66	(34)	9-39/25-59	.231/.424	4-17/9-27	.235/.333	10-18/7-12	.556/.583	21/41 (20)	5/14	15/11	2/5	2/9	12/20
CSU Fullerton	30/25	23/35	53-60	(7)	21-54/21-54	.389/.389	6-21/9-24	.286/.375	5-8/9-16	.625/.563	37/36 +1	7/13	15/11	4/4	0/8	16/18
Oregon State	33/40	30/43	63-83	(20)	20-48/27-55	.417/.491	5-24/8-22	.208/.364	18-20/21-26	.900/.808	27/34 (7)	8/9	15/12	0/3	4/4	23/19
Detroit Mercy	33/31	43/18	76-49	+27	26-55/19-67	.473/.284	9-26/9-33	.346/.273	15-16/2-5	.938/.400	43/37 +6	16/9	11/11	4/1	3/5	14/19
Louisiana	33/33	21/21	69-61	+8	24-53/22-57	.453/.386	7-28/4-23	.250/.174	14-22/13-28	.636/.464	39/37 +2	11/4	16/15	1/1	6/8	22/21
Colorado	15/15	26/41	41-56	(15)	15-47/21-56	.319/.375	6-18/5-18	.333/.278	5-7/9-20	.714/.450	25/41 (16)	7/12	19/13	0/4	5/4	19/14
TCU	14/30	33/34	47-64	(17)	16-48/25-59	.333/.424	6-18/9-26	.333/.346	9-14/5-9	.643/.556	28/38 (10)	10/12	14/9	1/5	4/9	15/18
Air Force	29/38	48/48	77-86	(9)	29-56/32-60	.518/.533	14-31/17-30	.452/.567	5-7/5-11	.714/.455	28/33 (5)	16/21	11/10	3/1	6/7	16/12
New Mexico	21/32	44/47	65-79	(14)	24-64/29-60	.375/.483	10-28/5-17	.357/.294	7-12/16-20	.583/.800	29/47 (18)	12/15	13/19	0/4	9/10	17/15
Northern Colorado	34/40	19/34	53-74	(21)	20-45/26-55	.444/.473	2-11/11-31	.182/.355	11-18/11-14	.611/.786	25/34 (9)	7/10	9/6	3/3	2/4	15/19
Utah Valley	26/31	41/38	67-69	(2)	25-52/23-49	.481/.469	8-21/6-15	.381/.400	9-13/17-18	.692/.944	28/27 +1	11/8	10/8	2/3	2/6	19/18
at Denver	34/26	24/32	72-66	+6	22-55/21-58	.400/.362	7-27/8-22	.259/.364	21-28/16-34	.750/.471	38/46 (8)	11/13	12/15	6/3	3/6	22/25
Nebraska Wesleyan	41/34	41/34	82-68	+14	29-58/26-56	.500/.464	12-29/5-18	.414/.278	12-19/11-16	.632/.688	35/29 +6	17/13	13/12	3/3	6/8	19/18
at Boise State	24/27	30/38	54-65	(11)	18-43/20-51	.419/.392	8-22/3-15	.364/.200	10-12/22-26	.833/.846	24/31 (7)	8/3	22/14	0/1	5/9	25/20
at Colorado State	19/32	42/40	61-72	(11)	21-55/26-51	.382/.510	10-26/5-23	.385/.217	9-12/15-25	.750/.600	26/42 (16)	10/15	14/17	0/4	11/8	22/16
#7 San Diego State	21/32	31/40	52-72	(20)	17-51/25-48	.333/.521	5-22/8-23	.227/.348	13-18/14-15	.722/.933	27/30 (3)	7/13	11/10	2/0	4/8	14/14
UNLV	27/22	36/41	69-78	(9)	17-51/22-57	.333/.386	10-33/11-32	.303/.344	25-38/23-33	.658/.697	28/52 (24)	12/11	7/14	2/2	9/4	22/29
at Nevada	26/32	41/36	67-68	(1)	23-54/25-60	.426/.417	8-25/6-25	.320/.240	13-16/12-13	.813/.923	30/38 (8)	15/11	11/12	4/2	6/5	13/15
Fresno State	16/31	34/34	50-65	(15)	19-55/20-53	.345/.377	10-32/7-23	.313/.304	2-3/18-25	.667/.720	30/44 (14)	10/8	13/11	3/6	3/5	21/10
at #4 San Diego State	19/32	36/40	55-72	(17)	18-42/25-46	.429/.543	6-20/9-20	.300/.450	13-16/13-17	.813/.765	27/24 +3	11/14	16/10	1/2	5/8	18/16
Utah State	16/25	29/43	45-68	(23)	15-50/24-51	.300/.471	7-30/7-23	.233/.304	8-9/13-14	.889/.929	23/41 (18)	9/13	10/11	2/1	6/6	19/16
at San Jose State	26/27	45/39	71-66	+5	29-61/21-57	.475/.368	5-26/9-31	.192/.290	8-12/15-17	.667/.882	34/38 (4)	18/16	9/14	0/3	9/2	19/15
Boise State	33/33	29/34	62-67	(5)	22-49/23-54	.449/.426	5-19/8-22	.263/.364	13-17/13-14	.765/.929	28/32 (4)	8/12	17/16	2/1	5/4	19/17

Note: Game totals are displayed in the format WYO/OPPONENT for each category

## Specialty Stats Game-by-Game

Opponent	Paint	Off TO	2nd Chance	Fast Break	Bench	Largest Lead	Largest Deficit	Lead Changes	Times Tied
Idaho State	32/22	15/5	1/5	4/2	9/7	15	1	4	0
at South Carolina	8/26	2/19	2/10	2/19	11/28	2	36	1	0
CSU Fullerton	18/20	5/20	5/7	0/4	15/4	8	11	6	6
Oregon State	23/30	17/17	0/8	6/3	18/26	2	27	5	3
Detroit Mercy	32/16	13/13	4/9	4/0	8/18	29	8	9	5
Louisiana	30/30	19/11	6/6	6/4	7/12	8	7	8	8
Colorado	18/26	7/17	2/11	3/2	12/15	5	17	3	2
TCU	18/28	8/10	3/12	5/9	13/13	0	24	0	1
Air Force	22/18	12/13	2/12	4/2	10/15	5	17	5	1
New Mexico	24/44	21/15	3/6	10/16	9/26	1	20	2	2
Northern Colorado	32/24	5/6	2/12	0/4	11/28	2	21	11	4
Utah Valley	28/30	12/10	8/4	5/10	19/27	3	8	10	7
at Denver	24/16	6/14	3/6	7/15	18/21	10	5	5	9
Nebraska Wesleyan	30/32	17/18	8/4	14/2	24/11	17	7	1	3
at Boise State	16/28	10/26	5/9	2/11	14/22	6	11	5	6
at Colorado State	16/32	10/18	3/14	6/8	16/9	2	23	2	1
UNLV	14/22	21/8	8/18	4/0	22/32	10	9	5	3
at Nevada	26/32	8/11	2/8	1/11	10/21	3	7	13	12
Fresno State	16/22	11/19	12/21	0/0	26/13	3	23	3	0
at #4 San Diego State	18/30	9/18	8/2	1/18	22/9	2	20	1	0
Utah State	14/32	8/8	7/12	0/2	24/29	1	29	2	0
at San Jose State	40/14	22/3	4/6	16/7	19/20	9	5	15	8
Boise State	24/20	18/10	4/6	10/2	22/36	5	5	13	6

**Points in the Paint:** Most: 40 at San Jose State, 2-1-20      Least: 8 at South Carolina, 11-10-19  
 Most Allowed: 44 vs. New Mexico, 12-7-19      Least Allowed: 14 at San Jose State, 2-1-20

**Points Off Turnovers:** Most: 22 at San Jose State, 2-1-20      Least: 2 at South Carolina, 11-10-19  
 Most Allowed: 26 at Boise State, 1-1-20      Least Allowed: 3 at San Jose State, 2-1-20

**Second Chance Pts:** Most: 12 vs. Fresno State, 1-18-20      Least: 0 vs. Oregon State, 11-16-19  
 Most Allowed: 21 vs. Fresno State, 1-18-20      Least Allowed: 2 at #4 San Diego State, 1-21-20

**Fast Break Points:** Most: 24 vs. Nebraska Wesleyan, 12-28-19      Least: 0 five times, last vs. Utah State, 1-28-20  
 Most Allowed: 19 at South Carolina, 11-10-19      Least Allowed: 0 three times, last vs. Fresno State, 1-18-20

**Bench Points:** Most: 26 vs. Fresno State, 1-18-20      Least: 7 vs. Louisiana, 11-21-19, San Diego State, 1-8-20  
 Most Allowed: 36 vs. Boise State, 2-4-20      Least Allowed: 4 vs. CSU Fullerton, 11-13-19

**Largest Deficit Overcome:** 8 vs. Detroit Mercy, 11-19-19  
**Largest Lead Lost:** 10 vs. UNLV, 1-11-20

**Note:** Game totals are displayed in the format WYO/OPPONENT for each category

### Starters/Bench Production

	Starters (Total / % Team Total)	Bench
Minutes	3481/ 71%	1395/ 29%
Points	1071/ 74%	366 / 26%
Rebounds	463/ 65%	245 / 35%

### Record by Margin

1	2	3	4	5	6
0-1	0-1	0-0	0-0	1-1	1-0
7	8	9	10-15	16-20	20+
0-1	1-0	0-2	1-5	0-3	1-4

### Record by Conference

Conference	Record
Mountain West	1-11
Big Sky	1-1
SEC	0-1
Big West	0-1
Pac 12	0-2
Horizon League	1-0
Sun Belt	1-0
Big 12	0-1
WAC	0-1
Summit League	1-0

### Points Scored/Allowed

Scoring	Allowing	
0-4	49 or less	2-0
1-6	50-59	0-1
1-7	60-69	4-9
3-1	70-79	0-6
1-0	80-89	0-2
0-0	90-99	0-0
0-0	100+	0-0

### Record by Month

Nov.	Dec.	Jan.	Feb.	March
3-5	2-4	0-8	1-1	0-0

### Record by Day of the Week

Sun.	Mon.	Tue.	Wed.	Thu.	Fri.	Sat.
0-2	0-0	1-6	0-5	1-0	0-0	3-6

## Team Superlatives

### Wyoming Game Highs

#### Wyoming - TEAM GAME HIGHS

POINTS	82	NEBRASKA WESLEYAN (12/28/19)
	77	AIR FORCE (12/04/19)
	76	DETROIT MERCY (11/19/19)
	72	at Denver (12/21/19)
	71	at San Jose St. (02/01/20)
FIELD GOALS MADE	29	at San Jose St. (02/01/20)
	29	NEBRASKA WESLEYAN (12/28/19)
	29	AIR FORCE (12/04/19)
FIELD GOAL ATTEMPTS	64	NEW MEXICO (12/07/19)
	61	at San Jose St. (02/01/20)
FIELD GOAL PERCENTAGE	.518 (29-56)	AIR FORCE (12/04/19)
	.514 (19-37)	IDAHO STATE (11/5/19)
3 PT FIELD GOALS MADE	14	AIR FORCE (12/04/19)
	12	NEBRASKA WESLEYAN (12/28/19)
3 PT FG ATTEMPTS	33	UNLV (01/11/20)
	32	FRESNO STATE (01/18/20)
3 PT FG PERCENTAGE	.452 (14-31)	AIR FORCE (12/04/19)
	.414 (12-29)	NEBRASKA WESLEYAN (12/28/19)
FREE THROWS MADE	25	UNLV (01/11/20)
	21	at Denver (12/21/19)
FREE THROW ATTEMPTS	38	UNLV (01/11/20)
	28	at Denver (12/21/19)
FREE THROW PERCENTAGE	.938 (15-16)	DETROIT MERCY (11/19/19)
	.900 (18-20)	OREGON STATE (11/16/19)
REBOUNDS	43	DETROIT MERCY (11/19/19)
	39	LOUISIANA (11/21/19)
ASSISTS	18	at San Jose St. (02/01/20)
	17	NEBRASKA WESLEYAN (12/28/19)
STEALS	11	at Colorado St. (01/04/20)
	9	at San Jose St. (02/01/20)
	9	UNLV (01/11/20)
	9	NEW MEXICO (12/07/19)
BLOCKED SHOTS	6	at Denver (12/21/19)
	4	at Nevada (01/14/20)
	4	DETROIT MERCY (11/19/19)
	4	CAL STATE FULLERTON (11/13/19)
TURNOVERS	22	at Boise St. (01/01/20)
	19	vs Colorado (11/24/19)
FOULS	25	at Boise St. (01/01/20)
	23	OREGON STATE (11/16/19)

### Opponent Game Highs

#### Opponent - GAME HIGHS

POINTS	86	AIR FORCE (12/04/19)
	83	OREGON STATE (11/16/19)
	79	NEW MEXICO (12/07/19)
	78	UNLV (01/11/20)
	74	NORTHERN COLORADO (12/14/19)
FIELD GOALS MADE	32	AIR FORCE (12/04/19)
	29	NEW MEXICO (12/07/19)
FIELD GOAL ATTEMPTS	67	DETROIT MERCY (11/19/19)
	60	at Nevada (01/14/20)
	60	NEW MEXICO (12/07/19)
	60	AIR FORCE (12/04/19)
FIELD GOAL PERCENTAGE	.543 (25-46)	at San Diego State (01/21/20)
	.533 (32-60)	AIR FORCE (12/04/19)
3 PT FIELD GOALS MADE	17	AIR FORCE (12/04/19)
	11	UNLV (01/11/20)
	11	NORTHERN COLORADO (12/14/19)
3 PT FG ATTEMPTS	33	DETROIT MERCY (11/19/19)
	32	UNLV (01/11/20)
3 PT FG PERCENTAGE	.567 (17-30)	AIR FORCE (12/04/19)
	.450 (9-20)	at San Diego State (01/21/20)
FREE THROWS MADE	23	UNLV (01/11/20)
	22	at Boise St. (01/01/20)
FREE THROW ATTEMPTS	34	at Denver (12/21/19)
	33	UNLV (01/11/20)
FREE THROW PERCENTAGE	.944 (17-18)	UTAH VALLEY (12/18/19)
	.933 (14-15)	SAN DIEGO STATE (01/08/20)
REBOUNDS	52	UNLV (01/11/20)
	47	NEW MEXICO (12/07/19)
ASSISTS	21	AIR FORCE (12/04/19)
	16	at San Jose St. (02/01/20)
STEALS	10	NEW MEXICO (12/07/19)
	9	at Boise St. (01/01/20)
	9	vs TCU (11/26/19)
	9	at South Carolina (11/10/19)
BLOCKED SHOTS	6	FRESNO STATE (01/18/20)
	5	vs TCU (11/26/19)
	5	at South Carolina (11/10/19)
TURNOVERS	19	NEW MEXICO (12/07/19)
	17	at Colorado St. (01/04/20)
FOULS	29	UNLV (01/11/20)
	25	at Denver (12/21/19)

### Wyoming Game Lows

#### Wyoming - GAME LOWS

POINTS	32	at South Carolina (11/10/19)
	41	vs Colorado (11/24/19)
	45	UTAH STATE (01/28/20)
	47	vs TCU (11/26/19)
	50	FRESNO STATE (01/18/20)
FIELD GOALS MADE	9	at South Carolina (11/10/19)
	15	vs Colorado (11/24/19)
	15	UTAH STATE (01/28/20)
FIELD GOAL ATTEMPTS	37	IDAHO STATE (11/5/19)
	39	at South Carolina (11/10/19)
FIELD GOAL PERCENTAGE	.231 (9-39)	at South Carolina (11/10/19)
	.300 (15-50)	UTAH STATE (01/28/20)
3 PT FIELD GOALS MADE	1	IDAHO STATE (11/5/19)
	2	NORTHERN COLORADO (12/14/19)
3 PT FG ATTEMPTS	10	IDAHO STATE (11/5/19)
	11	NORTHERN COLORADO (12/14/19)
3 PT FG PERCENTAGE	.100 (1-10)	IDAHO STATE (11/5/19)
	.182 (2-11)	NORTHERN COLORADO (12/14/19)
FREE THROWS MADE	2	FRESNO STATE (01/18/20)
	5	CAL STATE FULLERTON (11/13/19)
	5	vs Colorado (11/24/19)
	5	AIR FORCE (12/04/19)
FREE THROW ATTEMPTS	3	FRESNO STATE (01/18/20)
	7	vs Colorado (11/24/19)
	7	AIR FORCE (12/04/19)
FREE THROW PERCENTAGE	.556 (10-18)	at South Carolina (11/10/19)
	.583 (7-12)	NEW MEXICO (12/07/19)
REBOUNDS	21	at South Carolina (11/10/19)
	23	UTAH STATE (01/28/20)
ASSISTS	4	IDAHO STATE (11/5/19)
	5	at South Carolina (11/10/19)
STEALS	0	CAL STATE FULLERTON (11/13/19)
	2	at South Carolina (11/10/19)
	2	NORTHERN COLORADO (12/14/19)
	2	UTAH VALLEY (12/18/19)
BLOCKED SHOTS	0	OREGON STATE (11/16/19)
	0	vs Colorado (11/24/19)
	0	NEW MEXICO (12/07/19)
	0	at Boise St. (01/01/20)
	0	at Colorado St. (01/04/20)
	0	at San Jose St. (02/01/20)
TURNOVERS	7	UNLV (01/11/20)
	9	NORTHERN COLORADO (12/14/19)
	9	at San Jose St. (02/01/20)
FOULS	12	at South Carolina (11/10/19)
	13	at Nevada (01/14/20)

### Opponent Game Lows

#### Opponent - GAME LOWS

POINTS	40	IDAHO STATE (11/5/19)
	49	DETROIT MERCY (11/19/19)
	56	vs Colorado (11/24/19)
	60	CAL STATE FULLERTON (11/13/19)
	61	LOUISIANA (11/21/19)
FIELD GOALS MADE	15	IDAHO STATE (11/5/19)
	19	DETROIT MERCY (11/19/19)
FIELD GOAL ATTEMPTS	46	at San Diego State (01/21/20)
	47	IDAHO STATE (11/5/19)
FIELD GOAL PERCENTAGE	.284 (19-67)	DETROIT MERCY (11/19/19)
	.319 (15-47)	IDAHO STATE (11/5/19)
3 PT FIELD GOALS MADE	3	at Boise St. (01/01/20)
	4	IDAHO STATE (11/5/19)
	4	LOUISIANA (11/21/19)
3 PT FG ATTEMPTS	15	UTAH VALLEY (12/18/19)
	15	at Boise St. (01/01/20)
3 PT FG PERCENTAGE	.167 (4-24)	IDAHO STATE (11/5/19)
	.174 (4-23)	LOUISIANA (11/21/19)
FREE THROWS MADE	2	DETROIT MERCY (11/19/19)
	5	vs TCU (11/26/19)
	5	AIR FORCE (12/04/19)
FREE THROW ATTEMPTS	5	DETROIT MERCY (11/19/19)
	9	vs TCU (11/26/19)
FREE THROW PERCENTAGE	.333 (6-18)	IDAHO STATE (11/5/19)
	.400 (2-5)	DETROIT MERCY (11/19/19)
REBOUNDS	24	at San Diego State (01/21/20)
	27	UTAH VALLEY (12/18/19)
ASSISTS	3	at Boise St. (01/01/20)
	4	LOUISIANA (11/21/19)
STEALS	2	at San Jose St. (02/01/20)
	4	OREGON STATE (11/16/19)
	4	vs Colorado (11/24/19)
	4	NORTHERN COLORADO (12/14/19)
	4	UNLV (01/11/20)
	4	BOISE STATE (02/04/20)
BLOCKED SHOTS	0	SAN DIEGO STATE (01/08/20)
	1	IDAHO STATE (11/5/19)
	1	DETROIT MERCY (11/19/19)
	1	LOUISIANA (11/21/19)
	1	AIR FORCE (12/04/19)
	1	at Boise St. (01/01/20)
	1	UTAH STATE (01/28/20)
	1	BOISE STATE (02/04/20)
TURNOVERS	6	NORTHERN COLORADO (12/14/19)
	8	UTAH VALLEY (12/18/19)
FOULS	10	FRESNO STATE (01/18/20)
	12	AIR FORCE (12/04/19)

Cowboys in the NCAA National Stats

Team Stats

3-pt Field Goal Attempts (350 ranked)	60	5	564	North Florida	767	Fresno St.	625
Assist Turnover Ratio (350 ranked)	314	11	0.79	Notre Dame	1.77	San Diego St.	1.41
Assists Per Game (350 ranked)	329	11	10.4	Belmont	19.0	Utah St.	16.7
Blocked Shots Per Game (350 ranked)	323	8	2.0	FIU	6.8	Nevada	3.7
Defensive Rebounds per Game (350 ranked)	259	11	24.50	Yale	31.00	Nevada	29.46
Fewest Fouls (350 ranked)	297	9	441	Penn	263	New Mexico	371
Fewest Turnovers (350 ranked)	235	7	315	Cornell	209	San Diego St.	252
Field-Goal Percentage (350 ranked)	310	10	40.8	Dayton	52.5	New Mexico	48.4
Field-Goal Percentage Defense (350 ranked)	179	5	42.7	Virginia	35.6	San Diego St.	37.3
Free Throw Attempts (350 ranked)	261	11	378	Arkansas St.	644	New Mexico	561
Free Throws Made (350 ranked)	246	11	270	Arkansas St.	454	Utah St.	413
Free-Throw Percentage (350 ranked)	141	8	71.4	Northeastern	80.5	Utah St.	76.8
Offensive Rebounds Per Game (350 ranked)	350	11	5.00	Portland St.	15.09	UNLV	12.71
Personal Fouls Per Game (350 ranked)	237	9	18.4	Notre Dame	12.4	Colorado St.	15.0
Rebound Margin (350 ranked)	345	11	-7.3	UC Irvine	10.0	Utah St.	8.3
Scoring Defense (350 ranked)	120	3	67.3	Virginia	50.4	San Diego St.	57.6
Scoring Margin (350 ranked)	319	10	-7.4	Gonzaga	21.5	San Diego St.	17.7
Scoring Offense (350 ranked)	345	11	59.9	Gonzaga	88.6	New Mexico	78.9
Steals Per Game (350 ranked)	312	10	5.0	Eastern Mich.	11.0	New Mexico	8.0
Three Pt FG Defense (350 ranked)	130	5	32.1	Arkansas	24.8	San Diego St.	27.8
Three-Point Field Goals Per Game (350 ranked)	199	10	7.1	North Florida	12.1	Nevada	10.1
Three-Point Field-Goal Percentage (350 ranked)	307	10	30.3	Saint Mary's (CA)	42.7	Nevada	38.8
Total 3-point FGM (350 ranked)	147	10	171	North Florida	291	Nevada	242
Total Assists (350 ranked)	298	11	250	Belmont	437	Utah St.	417
Total Blocks (350 ranked)	315	9	47	FIU	163	Nevada	88
Total Rebounds (350 ranked)	314	11	708	Utah St.	1,007	Utah St.	1,007
Total Rebounds Per Game (350 ranked)	349	11	29.50	North Carolina	43.18	Utah St.	40.28
Total Steals (350 ranked)	274	8	121	SFA Nicholls St.	244 244	New Mexico	192
Turnover Margin (346 ranked)	244	7	-0.8	UNC Greensboro	7.2	San Diego St.	3.5
Turnovers Forced (350 ranked)	262	7	12.33	SFA	22.22	New Mexico	14.71
Turnovers Per Game (350 ranked)	155	8	13.1	Liberty	9.8	San Diego St.	11.0
Won-Lost Percentage (350 ranked)	326	11	25.0	San Diego St.	100.0	San Diego St.	100.0

Individual Stats

3-pt Field Goal Attempts (250 ranked)	Jake Hendricks	10	1	195	Antoine Davis, Detroit Mercy	240	Jake Hendricks, Wyoming	195
Assist Turnover Ratio (250 ranked)					Connor McCaffery, Iowa	4.05	Malachi Flynn, San Diego St.	3.44
Assists Per Game (249 ranked)	Hunter Maldonado	149	7	3.9	Javon Levi, UTRGV	8.5	Malachi Flynn, San Diego St.	5.1
Blocked Shots Per Game (249 ranked)					Osasumwen Osaghae, FIU	4.04	Nate Grimes, Fresno St.	1.65
Defensive Rebounds per Game (247 ranked)	Hunter Maldonado	186	8	5.13	John Mooney, Notre Dame	9.14	Nico Carvacho, Colorado St.	7.76
Double Doubles (240 ranked)					Nathan Knight, William & Mary John Mooney, Notre Dame	18 18	Justin Bean, Utah St.	12
Field-Goal Percentage (250 ranked)	Hunter Maldonado	214	7	44.0	Udoka Azubuike, Kansas	76.3	Yanni Wetzell, San Diego St.	59.9
Free Throw Attempts (240 ranked)	Hunter Maldonado	40	3	137	Jayden Gardner, East Carolina	183	Derrick Alston, Boise St.	147
Free Throws Made (249 ranked)	Hunter Maldonado	47	3	100	Markus Howard, Marquette	154	Derrick Alston, Boise St.	120
Free-Throw Percentage (250 ranked)					Terrell Gomez, CSUN	94.4	Sam Merrill, Utah St.	88.7
Minutes Per Game (250 ranked)	Hunter Maldonado Jake Hendricks	58 114	2 6	35:28 34:19	Jahlil Jenkins, Fairleigh Dickinson	38:47	Justinian Jessup, Boise St.	36:07
Offensive Rebounds Per Game (247 ranked)					Kevin Marfo, Quinnipiac	4.60	Justin Bean, Utah St.	3.68
Points Per Game (250 ranked)	Hunter Maldonado	117	5	16.8	Markus Howard, Marquette	27.9	Jalen Harris, Nevada	20.7
Rebounds Per Game (249 ranked)					Kevin Marfo, Quinnipiac	13.6	Nico Carvacho, Colorado St.	10.8
Steals Per Game (248 ranked)					Jacob Gilyard, Richmond	3.27	Malachi Flynn, San Diego St.	1.78
Three-Point Field Goals Per Game (240 ranked)	Jake Hendricks	73	3	2.58	Dru Kuxhausen, McNeese	4.13	Jazz Johnson, Nevada	3.23
Three-Point Field-Goal Percentage (106 ranked)	Jake Hendricks	105	4	31.8	Dru Kuxhausen, McNeese	50.5	Jazz Johnson, Nevada	42.3
Total 3-point FGM (245 ranked)	Jake Hendricks	42	3	62	Dru Kuxhausen, McNeese	95	Justinian Jessup, Boise St. Jazz Johnson, Nevada	71 71
Total Assists (245 ranked)	Hunter Maldonado	112	6	94	Zavier Simpson, Michigan	172	Malachi Flynn, San Diego St.	117
Total Blocks (237 ranked)					Osasumwen Osaghae, FIU	97	Nate Grimes, Fresno St.	33
Total Field Goal Attempts (245 ranked)	Hunter Maldonado	66	3	316	Jhivvan Jackson, UTSA	484	Jalen Harris, Nevada	370
Total Field Goals Made (247 ranked)	Hunter Maldonado	83	3	139	Luka Garza, Iowa Jhivvan Jackson, UTSA	204 204	Jalen Harris, Nevada	166
Total Minutes (250 ranked)	Hunter Maldonado Jake Hendricks	8 28	2 4	851:30 823:39	Jordan Ford, Saint Mary's (CA)	894:13	Justinian Jessup, Boise St.	866:51
Total Points (250 ranked)	Hunter Maldonado	77	4	404	Jhivvan Jackson, UTSA	605	Jalen Harris, Nevada	477
Total Rebounds (247 ranked)					Willie Jackson, Toledo	278	Nico Carvacho, Colorado St.	271
Total Steals (236 ranked)					Jacob Gilyard, Richmond	72	Diogo Brito, Utah St. Malachi Flynn, San Diego St.	41 41
Triple Doubles (1 ranked)					18 players tied	1	Marvin Coleman, UNLV	1

**Last Time an Individual**

<b>Cowboy Scored 30 Points</b>	32 by Hunter Maldonado, 11/5/19 vs. ISU
<b>Opponent Scored 30 Points</b>	37 by Ryan Swan, Air Force, 3/2/19
<b>Cowboy Scored 40 Points</b>	41 by Jay Straight vs. CSU, 2/26/05
<b>Opponent Scored 40 Points</b>	43 by Ruben Douglas UNM, 2/15/03
<b>Cowboy Made Seven 3FG</b>	7 by Jake Hendricks vs. Air Force, 2/6/19
<b>Opponent Made Seven 3FG</b>	8 Braxton Huggins, Fresno St., 2/27/19
<b>Cowboy Made 15 FT</b>	16 by Jason McManamen vs. Pacific, 11/22/16
<b>Opponent Made 15 FT</b>	17 by Deshon Taylor, Fresno State, 2/8/17
<b>Cowboy Had 15 Rebounds</b>	15 by Hunter Maldonado, Niagara, 11/16/18
<b>Opponent Had 15 Rebounds</b>	15 by Carlton Bragg, UNM, 12/17/19
<b>Cowboy Had 20 Rebounds</b>	20 by Justin James, vs. Evansville, 11/28/18
<b>Opponent Had 20 Rebounds</b>	20 by Carlton Bragg, UNM, 3/6/19
<b>Cowboy Had 10 Assists</b>	10 by Hunter Maldonado, at Nevada 1/14/20
<b>Opponent Had 10 Assists</b>	10 by Alex Caruso at Texas A&M, 3/18/14
<b>Cowboy had 15 Assists</b>	15 by Jay Straight vs. Winthrop, 12/20/03
<b>Opponent had 15 Assists</b>	15 by Matt Montague BYU, 2/2/02
<b>Cowboy Blocked Five Shots</b>	5 by Alan Herndon, at Nevada, 1/3/18
<b>Opponent Blocked Five Shots</b>	6 by Bodie Hume, vs. UNC, 12/1/18
<b>Cowboy Had Five Steals</b>	5 by Jake Hendricks, vs. UNLV, 1/11/20
<b>Opponent Had Five Steals</b>	6 by Jonah Mathews, vs. USC, 12/23/16
<b>Cowboy Had a Double-Double</b>	Hunter Maldonado, at Nevada, 1/14/20 (17 points and 10 assists)
<b>Opponent Had a Double-Double</b>	David Roddy, Colorado State (19 points, 13 rebounds)
<b>Two Pokes Had a Double-Double</b>	James/Herndon at Colorado State, 1/31/18
<b>Three Pokes Had a Double-Double</b>	Alan Herndon vs. Drake, 12/2/17 (32 points and 10 rebounds) Hayden Dalton vs. Drake, 12/2/17 (17 points and 14 rebounds) Justin James vs. Drake, 12/2/17 (24 points and 12 rebounds)
<b>Two Cowboys Scored 25 Points Each</b>	25 points by Justin James at Colorado State, 1/31/18 26 points by Hayden Dalton at Colorado State, 1/31/18
<b>Four Cowboys Scored 20 Points Each</b>	20 points by Turk Boyd vs. Loyola Marymount, 3/17/86 20 points by Les Bolden vs. Loyola Marymount, 3/17/86 24 points by Fennis Dembo vs. Loyola Marymount, 3/17/86 20 points by Eric Leckner vs. Loyola Marymount, 3/17/86
<b>Three Cowboys Scored 20 Points Each</b>	23 points by Justin James vs. Grambling, 11/14/18 21 points by Hunter Maldonado vs. Grambling, 11/14/18 21 points by TJ Taylor vs. Grambling, 11/14/18
<b>Two Cowboys Scored 20 Points Each</b>	28 points by Justin James vs. UNM, 3/9/19 20 points by A.J. Banks vs. UNM, 3/9/19
<b>At Least Five Cowboys Scored in Double Figures</b>	10 by Jake Hendricks at San Jose State, 2/1/20 19 by Hunter Maldonado at San Jose State, 2/1/20 11 by AJ Banks at San Jose State, 2/1/20 12 by Greg Milton III at San Jose State, 2/1/20 12 by Kwane Marble II at San Jose State, 2/1/20
<b>Triple-Doubles by a Cowboy</b>	Justin Williams vs. Utah, 3/10/06, (10 pts, 15 rbs and 12 blks) Theo Ratliff vs. San Diego St., 1/2/95, (20 pts, 12 rbs and 11 blks)
<b>Largest Margin of Victory in the AA by Wyoming</b>	53 vs. Tennessee St. 109-56, 12/17/03

**Last Time a Team**

<b>Wyoming Scored 100 Points</b>	114 vs. New Mexico, 2/20/18
<b>Opponent Scored 100 Points</b>	119 by New Mexico, 2/20/18
<b>Wyoming Scored Less Than 50 Points</b>	45 vs. Utah State, 1/28/20
<b>Opponent Scored Less Than 50 Points</b>	49 Detroit Mercy, 11/19/19
<b>Wyoming Scored Less Than 40 Points</b>	32 at South Carolina, 11/10/19
<b>Opponent Scored Less Than 40 Points</b>	35 by Regis, 12/7/14
<b>Wyoming Shot 60% From the Field</b>	61.9 vs. UNC, 11/16/14
<b>Opponent Shot 60% From the Field</b>	61.7 by New Mexico, 2/20/18
<b>Wyoming Shot less than 30%</b>	23.1 at South Carolina, 11/10/19
<b>Opponent Shot less than 30%</b>	28.4 by Detroit Mercy, 11/19/19
<b>Wyoming Made 15 3-Point Baskets</b>	15 vs. Air Force, 2/6/19
<b>Opponent Made 15 3-Point Baskets</b>	17 vs. Air Force, 12/4/19
<b>Wyoming Made No 3-Point Baskets</b>	vs. Denver, 11/25/09
<b>Opponent Made No 3-Point Baskets</b>	by Fresno State, 1/16/13
<b>Wyoming Made 30 Free Throws</b>	34 vs. Nevada, 1/24/18
<b>Opponent Made 30 Free Throws</b>	32 by New Mexico, 2/20/18
<b>Wyoming Made 20 Free Throws</b>	25 vs. UNLV, 1/11/20
<b>Opponent Made 20 Free Throws</b>	23 by UNLV, 1/11/20
<b>Wyoming Made 90% of Free Throws</b>	93% vs. Detroit Mercy, 11/19/19
<b>Opponent Made 90% of Free Throws</b>	(Min 10 FTA) 93% by Boise State, 2/4/20
<b>Wyoming Attempted 40 Free Throws</b>	41 vs. BC, 11/19/18
<b>Opponent Attempted 40 Free Throws</b>	43 by New Mexico, 2/20/18
<b>Wyoming Attempted 30 Free Throws</b>	32 vs. Grambling, 11/14/18
<b>Opponent Attempted 30 Free Throws</b>	34 by Denver, 12/21/19
<b>Wyoming Had 50 Rebounds</b>	52 vs. Drake, 12/2/17
<b>Opponent Had 50 Rebounds</b>	52 by UNLV, 1/11/20
<b>Wyoming Had 40 Rebounds</b>	40 vs. SJSU, 3/6/19
<b>Opponent Had 40 Rebounds</b>	41 by Utah State, 1/28/20
<b>Wyoming Had 20 Offensive Rebounds</b>	20 vs. Savannah St., 1/8/03
<b>Wyoming Had +20 Rebound Margin</b>	+20 vs. Utah Valley, 11/30/11
<b>Opponent Had +20 Rebound Margin</b>	+24 by UNLV, 1/11/20
<b>Wyoming Had +10 Rebound Margin</b>	+10 vs. Texas Southern, 12/16/17
<b>Opponent Had +10 Rebound Margin</b>	+19 by Utah State, 1/28/20
<b>Wyoming Had 20 Assists</b>	20 vs. New Mexico, 3/8/18
<b>An Opponent Had 20 Assists</b>	21 by Utah St., 2/13/19, Air Force 12/4/19
<b>Wyoming Had less than 10 Assists</b>	8 vs. Boise State, 2/4/20
<b>Opponent had less than 10 Assists</b>	3 by Fresno State, 1/18/20
<b>Wyoming Committed 20 Turnovers</b>	22 vs. Boise State, 1/1/20
<b>Opponent Committed 20 Turnovers</b>	20 by ETSU, 12/21/18
<b>Opponent Committed 30 Turnovers</b>	31 by Alcorn St., 12/21/98
<b>Wyoming Had less than 5 Turnovers</b>	2 vs. Colorado St., 1/30/16
<b>Wyoming Blocked 10 Shots</b>	10 vs. South Dakota, 12/20/09
<b>Wyoming Had 15 Steals</b>	15 vs. Western St., 11/12/11
<b>Wyoming Had 20 Steals</b>	21 by Peru St., 11/18/09
<b>Wyoming Beat a Top-25 Team</b>	#23 Nevada, 104-103 (2OT) 1/24/18
<b>Wyoming Beat a Top-25 Team (Home)</b>	#23 Nevada, 104-103 (2OT) 1/24/18
<b>Wyoming Beat a Top-25 Team (Road)</b>	#18 BYU, 56-53, 1/18/80
<b>Wyoming Beat a Top-25 Team (Neutral)</b>	#RV/25 San Diego St., 3/14/15



# GAME RECAPS

## Game 1: Wyoming 54 Idaho State 40



Official Basketball Box Score -- Game Totals -- Final Statistics  
**Idaho State vs Wyoming**  
 11/5/19 7:05 p.m. at Laramie, Wyo. (Arena-Auditorium)



### Idaho State 40 • 0-1

##	Player	Total			3-Ptr			Rebounds			PF	TP	A	TO	Blk	Stl	Min
		FG-FGA	FG-FGA	FT-FTA	FG-FGA	FG-FGA	FT-FTA	Off	Def	Tot							
03	PORTER, Malik	f	4-8	0-0	1-2	3	5	8	4	9	1	2	0	3		32	
05	MAKER, Chier	f	1-10	1-8	2-2	2	2	4	3	5	2	3	0	1		38	
15	RUSHIN, Coreyon	f	1-3	1-3	0-3	0	2	2	3	3	2	0	1		29		
02	COOL, Tarik	g	3-8	1-5	1-6	0	3	3	1	8	2	2	0		28		
21	STUTZMAN, Jared	g	3-10	1-7	1-2	1	1	2	3	8	1	2	1		24		
01	SMELLIE, Austin	g	1-2	0-1	0-0	1	1	2	3	2	0	2	0		18		
04	UDENGWU, Chidi	g	0-2	0-0	0-0	0	2	2	4	0	0	1	0		10		
12	AGUIRRE, Nico	g	1-3	0-0	1-3	0	1	1	2	3	0	0	0		13		
22	EDELMAYER, Jaxon	g	1-1	0-0	0-0	0	0	0	0	2	0	0	0		8		
Team						6	2	8									
Totals			15-47	4-24	6-18	13	19	32	22	40	9	15	1	7		200	

FG % 1st Half: 8-25 32.0% 2nd half: 7-22 31.8% Game: 15-47 31.9% Deadball Rebounds 6  
 3FG % 1st Half: 1-11 9.1% 2nd half: 3-13 23.1% Game: 4-24 16.7%  
 FT % 1st Half: 1-5 20.0% 2nd half: 5-13 38.5% Game: 6-18 33.3%

### Wyoming 54 • 1-0

##	Player	Total			3-Ptr			Rebounds			PF	TP	A	TO	Blk	Stl	Min
		FG-FGA	FG-FGA	FT-FTA	FG-FGA	FG-FGA	FT-FTA	Off	Def	Tot							
10	THOMPSON, Hunter	f	2-5	0-3	0-0	0	6	6	4	4	0	1	0	0		27	
14	MUELLER, Austin	f	0-2	0-1	1-2	2	5	7	3	1	1	1	0	0		30	
00	HENDRICKS, Jake	g	1-3	1-1	1-2	0	5	5	0	4	1	1	0	2		36	
12	MILTON, Greg	g	1-3	0-1	2-3	0	1	1	2	4	1	0	0	0		20	
24	MALDONADO, Hunter	g	12-19	0-4	8-10	1	2	3	4	32	1	3	0	1		33	
02	BANKS, AJ	g	2-3	0-0	2-2	0	4	4	1	6	0	0	1	2		20	
03	MARBLE, Kwane	g	0-0	0-0	1-2	0	2	2	1	1	0	1	0	0		7	
11	TAYLOR, TJ	g	1-2	0-0	0-2	0	0	0	3	2	0	3	0	0		22	
13	PORTER, Brandon	g	0-0	0-0	0-0	0	0	0	2	0	0	0	0	1		5	
Team						3	0	0		2							
Totals			19-37	1-10	15-23	3	25	28	20	54	4	12	2	6		200	

FG % 1st Half: 8-17 47.1% 2nd half: 11-20 55.0% Game: 19-37 51.4% Deadball Rebounds 4  
 3FG % 1st Half: 1-6 16.7% 2nd half: 0-4 0.0% Game: 1-10 10.0%  
 FT % 1st Half: 4-7 57.1% 2nd half: 11-16 68.8% Game: 15-23 65.2%

Officials: Gregory Nixon, Larry Spaulding, Brent Meaux  
 Technical fouls: Idaho State-None. Wyoming-None.  
 Attendance: 3010

#### Score by periods

	1st	2nd	Total
Idaho State	18	22	40
Wyoming	21	33	54

Points	In Paint	Off T/O	2nd Chance	Fast Break	Bench
ISU	22	5	5	2	7
WYO	32	15	1	4	9

Last FG - ISU 2nd-06:16, WYO 2nd-00:35.  
 Largest lead - ISU by 1 1st-17:01, WYO by 15 2nd-00:35.  
 ISU led for 02:36. WYO led for 37:05. Game was tied for 00:19.

Score tied - 0 times.  
 Lead changed - 4 times.

## Game 3: Wyoming 53 CSU Fullerton 60



Official Basketball Box Score -- Game Totals -- Final Statistics  
**Cal State Fullerton vs Wyoming**  
 11/13/19 7:05 p.m. at Laramie, Wyo. (Arena-Auditorium)



### Cal State Fullerton 60 • 1-2

##	Player	Total			3-Ptr			Rebounds			PF	TP	A	TO	Blk	Stl	Min
		FG-FGA	FG-FGA	FT-FTA	FG-FGA	FG-FGA	FT-FTA	Off	Def	Tot							
05	Clare, Davon	f	3-4	2-3	1-2	3	1	4	5	9	2	3	2	0		32	
33	Wang, Johnny	f	1-1	0-0	0-0	0	0	1	1	2	1	2	0	0		18	
01	Kamga, Brandon	g	2-12	1-4	2-2	1	4	5	7	2	1	1	2		27		
10	Awosika, Austen	g	8-16	0-2	2-6	0	7	7	1	18	6	1	1	2		38	
11	Arnold, Wayne	g	6-15	6-13	2-2	0	9	9	4	20	0	4	0	1		34	
02	Venzant, Daniel	g	0-0	0-0	0-0	0	0	0	1	0	0	0	0	1		4	
12	Mojus, Mojus	g	0-1	0-1	0-0	0	0	0	0	0	0	0	0	0		4	
15	Taban, Emmanuel	g	0-0	0-0	0-0	1	0	1	0	0	0	0	0	0		2	
23	San Antonio, Tory	g	1-4	0-1	1-2	1	0	1	0	3	1	0	0	2		30	
24	Pitts, Josh	g	0-1	0-0	1-2	1	0	1	2	1	1	0	0	0		11	
Team						2	5	7									
Totals			21-54	9-24	9-16	9	27	36	18	60	13	11	4	8		200	

FG % 1st Half: 9-25 36.0% 2nd half: 12-29 41.4% Game: 21-54 38.9% Deadball Rebounds 2  
 3FG % 1st Half: 6-15 40.0% 2nd half: 3-9 33.3% Game: 9-24 37.5%  
 FT % 1st Half: 1-2 50.0% 2nd half: 8-14 57.1% Game: 9-16 56.3%

### Wyoming 53 • 1-2

##	Player	Total			3-Ptr			Rebounds			PF	TP	A	TO	Blk	Stl	Min
		FG-FGA	FG-FGA	FT-FTA	FG-FGA	FG-FGA	FT-FTA	Off	Def	Tot							
10	THOMPSON, Hunter	f	1-9	1-6	3-4	0	3	3	1	6	2	1	1	0		34	
14	MUELLER, Austin	f	1-2	0-1	0-0	0	1	1	4	2	0	1	0	0		19	
00	HENDRICKS, Jake	g	5-10	3-7	0-0	1	2	3	2	13	1	3	0	0		36	
12	MILTON, Greg	g	1-2	0-0	0-0	0	2	2	0	2	0	0	0	0		12	
24	MALDONADO, Hunter	g	7-18	0-3	1-1	0	10	10	2	15	2	3	2	0		35	
02	BANKS, AJ	g	0-1	0-0	0-0	0	1	1	1	0	0	2	1	0		12	
03	MARBLE, Kwane	g	0-0	0-0	0-0	0	0	0	0	0	0	0	0	0		2	
11	TAYLOR, TJ	g	4-8	1-2	1-3	2	6	8	3	10	1	2	0	0		26	
13	PORTER, Brandon	g	0-0	0-0	0-0	0	0	0	0	0	0	1	0	0		1	
22	FOSTER, Kenny	g	2-4	1-2	0-0	2	3	5	3	5	1	2	0	0		23	
Team						3	1	4									
Totals			21-54	6-21	5-8	8	29	37	16	53	7	15	4	0		200	

FG % 1st Half: 12-28 42.9% 2nd half: 9-26 34.6% Game: 21-54 38.9% Deadball Rebounds 1  
 3FG % 1st Half: 4-11 36.4% 2nd half: 2-10 20.0% Game: 6-21 28.6%  
 FT % 1st Half: 2-2 100.0% 2nd half: 3-6 50.0% Game: 5-8 62.5%

Officials: Chris Rastatter, Michael Irving, Brad Ferrie  
 Technical fouls: Cal State Fullerton-None. Wyoming-None.  
 Attendance: 3003

#### Score by periods

	1st	2nd	Total
Cal State Fullerton	25	35	60
Wyoming	30	23	53

Points	In Paint	Off T/O	2nd Chance	Fast Break	Bench
CSU	20	7	4	4	4
WYO	18	5	0	4	15

Last FG - 103399 2nd-01:30, WYO 2nd-01:55.  
 Largest lead - 103399 by 11 2nd-06:12, WYO by 8 1st-02:30.  
 103399 led for 25:09. WYO led for 10:23. Game was tied for 04:28.

Score tied - 6 times.  
 Lead changed - 6 times.

## Game 2: South Carolina 66 Wyoming 32



Official Basketball Box Score -- Game Totals -- Final Statistics  
**Wyoming vs South Carolina**  
 11/10/19 12 p.m. ET at Columbia, S.C. (Colonial Life Arena)



### Wyoming 32 • 1-1

##	Player	Total			3-Ptr			Rebounds			PF	TP	A	TO	Blk	Stl	Min
		FG-FGA	FG-FGA	FT-FTA	FG-FGA	FG-FGA	FT-FTA	Off	Def	Tot							
10	THOMPSON, Hunter	f	1-6	1-3	0-0	2	5	7	1	3	1	1	0	0		29	
14	MUELLER, Austin	f	1-5	0-0	0-1	0	2	2	2	2	0	2	0	0		24	
00	HENDRICKS, Jake	g	1-6	0-4	0-0	0	2	2	3	2	0	1	0	0		24	
12	MILTON, Greg	g	2-5	0-0	0-0	1	1	2	0	4	1	2	0	0		16	
24	MALDONADO, Hunter	g	2-7	2-5	4-6	0	3	3	2	10	1	5	1	1		29	
02	BANKS, AJ	g	1-1	0-0	2-3	0	2	2	0	4	1	2	1	1		15	
11	TAYLOR, TJ	g	1-1	1-1	1-2	0	0	0	1	1	1	0	0	0		9	
13	PORTER, Brandon	g	0-3	0-0	2-4	0	1	1	0	2	0	1	0	0		18	
22	FOSTER, Kenny	g	0-0	0-0	1-2	0	1	1	0	1	0	0	0	0		5	
31	TURNER, Javier	g	0-4	0-4	0-0	0	0	0	0	3	0	0	0	0		27	
21	TURNER, Javier	g	0-1	0-0	0-0	0	1	1	0	0	0	0	0	0		4	
Team						0	0	0									
Totals			9-39	4-17	10-18	3	18	21	12	32	5	15	2	2		200	

FG % 1st Half: 5-18 27.8% 2nd half: 4-21 19.0% Game: 9-39 23.1% Deadball Rebounds 4.5  
 3FG % 1st Half: 2-8 25.0% 2nd half: 2-9 22.2% Game: 4-17 23.5%  
 FT % 1st Half

# GAME RECAP

## Game 5: Wyoming 76 Detroit Mercy 49



Official Basketball Box Score -- Game Totals -- Final Statistics  
**Detroit Mercy vs Wyoming**  
 11/19/19 7:05 pm at Laramie, Wyo. (Arena-Auditorium)



### Detroit Mercy 49 • 0-3

##	Player	Total			3-Ptr			Rebounds			PF	TP	A	TO	Blk	Stl	Min
		FG-FGA	FG-FGA	FT-FTA	FG-FGA	FG-FGA	FT-FTA	Off	Def	Tot							
13	LEGRAND, Alonde	f	0-2	0-0	0-0	1	2	3	1	0	2	2	0	1	20		
21	BRANDON, Chris	f	2-3	0-0	0-1	3	2	5	3	4	1	0	1	0	30		
41	ISIANI, Willy	f	5-9	2-8	0-0	0	2	2	4	8	1	1	0	1	14		
00	DAVIS, Antoine	g	3-3	1-1	0-0	0	2	2	1	11	3	2	0	2	35		
01	MOORE, Marquis	g	3-4	2-2	0-0	1	8	9	4	8	0	1	0	1	35		
02	MILLER, Justin	g	0-10	0-3	0-1	0	5	5	3	0	0	1	0	0	13		
04	ROSE JR., Dwayne	g	1-6	0-2	0-0	0	3	3	1	2	1	2	0	0	10		
05	GORMAN, Jordan	g	0-0	0-0	0-0	0	0	0	0	0	1	1	0	0	4		
10	NGUIDJOL, Boe	g	1-4	0-1	1-2	2	1	3	2	3	0	0	0	0	9		
12	CALIPARI, Brad	g	4-6	4-6	1-1	1	0	1	0	13	0	0	0	0	26		
14	HOFMAN, Sam	g	0-0	0-0	0-0	0	1	1	0	0	0	0	0	0	3		
Team						0			3								
Totals			19-67	9-33	2-5	8	29	37	19	49	9	11	1	5	199		

FG % 1st Half: 12-32 37.5% 2nd half: 7-35 20.0% Game: 19-67 28.4%  
 3FG % 1st Half: 6-14 42.9% 2nd half: 3-19 15.8% Game: 9-33 27.3%  
 FT % 1st Half: 1-2 50.0% 2nd half: 1-3 33.3% Game: 2-5 40.0%

### Wyoming 76 • 2-3

##	Player	Total			3-Ptr			Rebounds			PF	TP	A	TO	Blk	Stl	Min
		FG-FGA	FG-FGA	FT-FTA	FG-FGA	FG-FGA	FT-FTA	Off	Def	Tot							
10	THOMPSON, Hunter	f	2-7	0-3	2-2	0	10	10	1	6	1	1	1	0	23		
11	TAYLOR, TJ	f	8-13	0-1	6-6	0	6	6	3	22	1	3	1	1	30		
00	HENDRICKS, Jake	f	4-10	4-10	0-0	0	10	10	0	12	1	1	0	0	36		
02	BANKS, AJ	g	5-6	3-4	2-2	0	4	4	2	15	3	1	1	2	28		
24	MALDONADO, Hunter	g	5-10	2-3	1-2	0	5	5	3	13	7	1	1	0	29		
03	MARBLE, Kwane	g	0-0	0-0	2-2	0	1	1	2	0	0	0	0	0	3		
05	FORNSTROM, Haize	g	0-0	0-0	0-0	0	1	1	0	0	0	0	0	0	2		
12	MILTON, Greg	g	0-1	0-1	0-0	0	1	1	0	0	1	3	0	0	10		
13	PORTER, Brandon	g	1-2	0-1	0-0	0	0	0	0	2	0	0	0	0	2		
14	MUELLER, Austin	g	0-1	0-0	0-0	0	0	0	0	2	0	1	0	0	20		
22	FOSTER, Kenny	g	1-5	0-3	2-2	0	2	2	1	4	1	0	0	0	16		
31	TURNER, Javier	g	0-0	0-0	0-0	0	0	0	1	0	0	0	0	0	2		
Team						2			1								
Totals			26-55	9-26	15-16	2	41	43	14	76	16	11	4	3	201		

FG % 1st Half: 12-28 42.9% 2nd half: 14-27 51.9% Game: 26-55 47.3%  
 3FG % 1st Half: 4-15 26.7% 2nd half: 5-11 45.5% Game: 9-26 34.6%  
 FT % 1st Half: 5-6 83.3% 2nd half: 10-10 100.0% Game: 15-16 93.8%

Officials: Randy McCall, Rob Kueneman, Shawn Lehig  
 Technical fouls: Detroit Mercy-None. Wyoming-None.  
 Attendance: 2967

Score by periods	1st	2nd	OT	Total
Detroit Mercy	31	18		49
Wyoming	33	43		76

Last FG - DETMERCY 2nd-00:03, WYO 2nd-00:57.  
 Largest lead - DETMERCY by 8 1st-17:23, WYO by 29 2nd-00:30.  
 DETMERCY led for 08:17. WYO led for 25:47. Game was tied for 05:05.

## Game 7: Wyoming 41 vs. Colorado 56



Official Basketball Box Score -- Game Totals -- Final Statistics  
**Wyoming vs Colorado**  
 11/24/19 5:00 pm at Las Vegas, Nev. (T-Mobile Arena)



### Wyoming 41 • 3-4,0-0 Mountain

##	Player	Total			3-Ptr			Rebounds			PF	TP	A	TO	Blk	Stl	Min
		FG-FGA	FG-FGA	FT-FTA	FG-FGA	FG-FGA	FT-FTA	Off	Def	Tot							
10	THOMPSON, Hunter	f	1-5	1-3	0-0	0	6	6	4	3	0	3	0	0	33		
11	TAYLOR, TJ	f	2-4	0-0	2-3	0	2	2	2	6	0	1	0	0	23		
00	HENDRICKS, Jake	g	2-10	2-7	0-0	1	4	5	1	6	0	2	0	1	29		
02	BANKS, AJ	g	0-2	0-0	0-0	0	1	1	2	0	2	0	0	0	24		
24	MALDONADO, Hunter	g	6-16	2-5	0-1	0	3	3	3	14	2	4	0	2	37		
12	MILTON, Greg	g	2-5	0-1	3-3	0	1	2	0	7	1	0	0	0	15		
14	MUELLER, Austin	g	0-1	0-0	0-0	0	1	1	3	0	1	0	0	0	15		
22	FOSTER, Kenny	g	2-4	1-2	0-0	0	4	4	4	5	1	1	0	2	24		
Team						0			0								
Totals			15-47	6-18	5-7	2	23	25	19	41	7	19	0	5	200		

FG % 1st Half: 6-23 26.1% 2nd half: 9-24 37.5% Game: 15-47 31.9%  
 3FG % 1st Half: 3-10 30.0% 2nd half: 3-8 37.5% Game: 6-18 33.3%  
 FT % 1st Half: 0-0 0.0% 2nd half: 5-7 71.4% Game: 5-7 71.4%

### Colorado 56 • 4-0,0-0 Pac-12

##	Player	Total			3-Ptr			Rebounds			PF	TP	A	TO	Blk	Stl	Min
		FG-FGA	FG-FGA	FT-FTA	FG-FGA	FG-FGA	FT-FTA	Off	Def	Tot							
21	Evan Battey	f	4-7	0-1	1-4	4	9	13	2	9	1	2	0	1	28		
01	Tyler Bey	g	4-8	0-0	3-6	6	13	19	2	11	6	2	1	2	27		
02	Daylen Kountz	g	1-6	0-2	0-0	0	0	0	2	2	1	1	0	0	18		
05	D'Shawn Schwartz	g	4-8	1-3	3-5	1	1	2	3	12	2	4	2	1	23		
25	McKinley Wright	g	3-9	1-2	0-1	0	1	1	0	7	0	1	0	0	30		
00	Shane Gatling	g	2-8	1-5	2-2	0	0	0	1	7	0	1	0	0	23		
03	Maddox Daniels	g	1-2	1-1	0-2	1	2	3	0	3	1	0	0	0	12		
23	Lucas Sievert	g	2-5	1-3	0-0	1	2	3	2	5	1	0	1	0	20		
24	Eli Parquet	g	0-2	0-1	0-0	0	0	0	2	0	0	2	0	0	14		
35	Dallas Walton	g	0-1	0-0	0-0	0	0	0	0	0	0	0	0	0	5		
Team						0			0								
Totals			21-56	5-18	9-20	13	28	41	14	56	12	13	4	4	200		

FG % 1st Half: 6-26 23.1% 2nd half: 15-30 50.0% Game: 21-56 37.5%  
 3FG % 1st Half: 1-9 11.1% 2nd half: 4-9 44.4% Game: 5-18 27.8%  
 FT % 1st Half: 2-4 50.0% 2nd half: 7-16 43.8% Game: 9-20 45.0%

Officials: Marques Pettigrew, Michael Greenstein, Rick Crawford  
 Technical fouls: Wyoming-None. Colorado-None.  
 Attendance: 2019-20 Men's Basketball. Round: 0. Colorado vs Wyoming. Played at T-Mobile Ar

Score by periods	1st	2nd	Total
Wyoming	15	26	41
Colorado	15	41	56

Last FG - WYO 2nd-03:26, CU 2nd-01:42.  
 Largest lead - WYO by 5 1st-01:01, CU by 17 2nd-01:42.  
 WYO led for 03:09. CU led for 30:50. Game was tied for 06:01.

## Game 6: Wyoming 69 Louisiana 61 OT



Official Basketball Box Score -- Game Totals -- Final Statistics  
**Louisiana vs Wyoming**  
 11/21/19 7:05 pm at Laramie, Wyo. (Arena-Auditorium)



### Louisiana 61 • 3-2

##	Player	Total			3-Ptr			Rebounds			PF	TP	A	TO	Blk	Stl	Min
		FG-FGA	FG-FGA	FT-FTA	FG-FGA	FG-FGA	FT-FTA	Off	Def	Tot							
01	Johnson, Jalen	f	3-6	1-3	1-2	0	4	4	2	8	0	4	0	0	38		
04	Julien, Kobe	f	5-11	1-4	4-7	1	6	7	4	15	0	4	1	2	36		
34	Gueye, Dou	f	3-10	1-4	4-5	1	7	8	5	11	1	3	0	0	29		
00	Russell, Cedric	g	5-12	1-6	2-6	0	3	3	1	13	1	0	0	2	40		
13	Wilson, Mylik	g	1-6	0-3	0-2	2	7	9	2	2	0	3	0	2	36		
03	Wesley, Trajan	g	1-2	0-0	0-1	0	1	1	2	2	0	0	0	0	9		
11	Smith, Tirus	g	3-5	0-0	2-4	3	2	5	2	8	0	0	0	1	18		
15	Hardy, P.J.	g	1-5	0-3	0-1	0	0	0	4	2	1	1	0	1	19		
Team						0			0								
Totals			22-57	4-23	13-28	7	30	37	21	61	4	15	1	8	225		

FG % 1st Half: 12-25 48.0% 2nd half: 8-24 33.3% OT: 2-8 25.0% Game: 22-57 38.6%  
 3FG % 1st Half: 3-10 30.0% 2nd half: 1-9 11.1% OT: 0-4 0.0% Game: 4-23 17.4%  
 FT % 1st Half: 6-10 60.0% 2nd half: 4-9 44.4% OT: 3-9 33.3% Game: 13-28 46.4%

### Wyoming 69 • 3-3

##	Player	Total			3-Ptr			Rebounds			PF	TP	A	TO	Blk	Stl	Min
		FG-FGA	FG-FGA	FT-FTA	FG-FGA	FG-FGA	FT-FTA	Off	Def	Tot							
10	THOMPSON, Hunter	f	7-13	4-9	4-6	0	7	7	3	22	0	0	1	0	37		
11	TAYLOR, TJ	f	6-9	0-1	0-0	1	1	2	5	12	0	5	0	1	34		
00	HENDRICKS, Jake	g	2-9	1-7	0-0	1	10	11	3	5	0	1	0	0	38		
02	BANKS, AJ	g	5-7	1-2	1-2	0	3	3	4	12	3	3	0	1	38		
24	MALDONADO, Hunter	g	1-3	0-1	9-14	0											

## Game 9: Wyoming 77 Air Force 86



Official Basketball Box Score -- Game Totals -- Final Statistics  
**Air Force vs Wyoming**  
 12/04/19 7:05 pm at Laramie, Wyo. (Arena-Auditorium)



**Air Force 86 • 4-5, 1-0 MW**

#	Player	Total		3-Ptr		Rebounds		PF	TP	A TO	Blk	Stl	Min		
		FG-FGA	FG-FGA	FT-FTA	Off	Def	Tot								
12	SCOTTIE, Lavelle	f	8-17	3-4	0-0	1	5	6	1	19	2	3	0	1	33
34	SWAN, Ryan	c	6-10	3-6	2-2	2	1	3	2	17	5	4	1	3	31
00	MORRIS, Caleb	g	4-9	4-8	3-5	1	4	5	3	15	1	1	0	2	36
10	WALKER, AJ	g	8-11	4-5	0-3	0	7	7	2	20	7	0	0	1	37
44	VAN SOELEN, Keaton	g	0-3	0-1	0-0	2	2	4	1	0	0	0	0	0	22
03	TOMES, Sid	g	0-1	0-1	0-0	0	1	1	0	0	2	0	0	0	12
15	KINRADE, Abe	g	1-3	0-1	0-0	1	1	2	1	2	1	1	0	0	9
24	TAYLOR, Mason	g	5-6	3-4	0-1	0	2	2	2	13	3	1	0	0	20
Team			2		1	3									
Totals			32-60	17-30	5-11	9	24	33	12	86	21	10	1	7	200

FG % 1st Half: 14-29 48.3% 2nd half: 18-31 58.1% Game: 32-60 53.3% Deadball Rebounds 1  
 3FG % 1st Half: 7-11 63.6% 2nd half: 10-19 52.6% Game: 17-30 56.7%  
 FT % 1st Half: 3-7 42.9% 2nd half: 2-4 50.0% Game: 5-11 45.5%

**Wyoming 77 • 3-6, 0-1 MW**

#	Player	Total		3-Ptr		Rebounds		PF	TP	A TO	Blk	Stl	Min		
		FG-FGA	FG-FGA	FT-FTA	Off	Def	Tot								
10	THOMPSON, Hunter	f	6-8	4-6	1-2	1	6	7	3	17	0	3	2	1	32
11	TAYLOR, TJ	f	4-8	1-3	1-1	1	2	3	0	10	2	1	1	0	26
00	HENDRICKS, Jake	g	6-10	5-7	0-0	0	2	2	4	17	1	3	0	2	35
02	BANKS, AJ	g	2-3	1-2	0-0	1	1	2	5	5	3	1	0	0	28
24	MALDONADO, Hunter	g	7-16	1-7	3-4	0	8	8	2	18	9	3	0	2	34
12	MILTON, Greg	g	0-2	0-1	0-0	0	1	1	0	0	0	0	0	0	12
13	PORTER, Brandon	g	0-2	0-2	0-0	0	0	0	0	0	0	0	0	1	4
14	MUELLER, Austin	g	1-2	0-0	0-0	1	0	1	2	2	0	0	0	0	14
22	FOSTER, Kenny	g	3-5	2-3	0-0	0	2	2	0	8	1	0	0	0	15
Team			0		2	2									
Totals			29-56	14-31	5-7	4	24	28	16	77	16	11	3	6	200

FG % 1st Half: 11-25 44.0% 2nd half: 18-31 58.1% Game: 29-56 51.8% Deadball Rebounds 1  
 3FG % 1st Half: 6-15 40.0% 2nd half: 10-19 50.0% Game: 14-31 45.2%  
 FT % 1st Half: 1-2 50.0% 2nd half: 4-5 80.0% Game: 5-7 71.4%

Officials: Chris Rastatter, Larry Spaulding, Ryan McDaniel  
 Technical fouls: Air Force-None, Wyoming-None.  
 Attendance: 3013

Score by periods	1st	2nd	Total
Air Force	38	48	86
Wyoming	29	48	77

Last FG - AF 2nd-00:12, WYO 2nd-00:35.  
 Largest lead - AF by 17 2nd-05:06, WYO by 5 1st-16:58.  
 AF led for 33:44. WYO led for 03:33. Game was tied for 02:43.

Points In Off 2nd Fast Deadball  
 AF 18 13 12 2 15 1  
 WYO 22 12 2 4 10 1

## Game 11: Wyoming 53 Northern Colorado 74



Official Basketball Box Score -- Game Totals -- Final Statistics  
**Northern Colorado vs Wyoming**  
 12/14/19 7:05 pm at Laramie, Wyo. (Arena-Auditorium)



**Northern Colorado 74 • 5-4**

#	Player	Total		3-Ptr		Rebounds		PF	TP	A TO	Blk	Stl	Min		
		FG-FGA	FG-FGA	FT-FTA	Off	Def	Tot								
15	Kur Jockuch	f	2-2	0-0	0-0	1	1	2	5	4	1	2	0	0	12
02	Matt Johnson	g	2-5	1-4	0-0	1	0	1	2	5	0	0	0	1	23
05	Sam Masten	g	1-6	0-2	0-0	0	2	2	1	2	3	0	0	1	25
12	Jonah Radebaugh	g	8-14	2-4	6-7	3	7	10	1	24	3	3	0	0	38
13	Bodie Hume	g	4-8	3-7	0-0	0	3	3	4	11	0	0	2	2	25
01	Trent Harris	g	4-11	4-11	0-1	0	2	2	2	12	0	0	1	0	31
11	Rodrick McCobb	g	2-4	1-3	0-0	1	4	5	4	5	2	0	0	0	18
25	Kai Edwards	g	3-5	0-0	5-6	2	5	7	0	11	1	1	0	1	28
Team			1		1	2									
Totals			26-55	11-31	11-14	9	25	34	19	74	10	6	3	4	200

FG % 1st Half: 15-28 53.6% 2nd half: 11-27 40.7% Game: 26-55 47.3% Deadball Rebounds 2  
 3FG % 1st Half: 5-15 33.3% 2nd half: 6-16 37.5% Game: 11-31 35.5%  
 FT % 1st Half: 5-7 71.4% 2nd half: 6-7 85.7% Game: 11-14 78.6%

**Wyoming 53 • 3-8**

#	Player	Total		3-Ptr		Rebounds		PF	TP	A TO	Blk	Stl	Min		
		FG-FGA	FG-FGA	FT-FTA	Off	Def	Tot								
10	THOMPSON, Hunter	f	3-8	0-3	1-1	1	7	8	3	7	0	1	1	0	35
11	TAYLOR, TJ	f	2-4	0-1	0-0	1	3	4	3	4	0	2	0	1	21
00	HENDRICKS, Jake	g	2-5	1-3	1-1	0	4	4	1	6	2	3	0	1	34
02	BANKS, AJ	g	3-7	0-1	2-6	0	3	3	0	8	1	0	1	0	35
24	MALDONADO, Hunter	g	6-15	0-1	5-8	0	3	3	4	17	3	2	1	0	37
12	MILTON, Greg	g	1-2	1-2	0-0	0	0	1	3	0	0	0	0	0	7
14	MUELLER, Austin	g	3-3	0-0	0-0	1	0	1	2	6	0	0	0	0	14
22	FOSTER, Kenny	g	0-1	0-0	2-2	0	1	1	2	1	0	0	0	0	17
Team			1		0	1									
Totals			20-45	2-11	11-18	4	21	25	15	53	7	9	3	2	200

FG % 1st Half: 12-20 60.0% 2nd half: 8-25 32.0% Game: 20-45 44.4% Deadball Rebounds 3  
 3FG % 1st Half: 1-5 20.0% 2nd half: 1-6 16.7% Game: 2-11 18.2%  
 FT % 1st Half: 9-13 69.2% 2nd half: 2-5 40.0% Game: 11-18 61.1%

Officials: Michael Irving, Brad Ferrie, Brad Gaston  
 Technical fouls: Northern Colorado-None, Wyoming-None.  
 Attendance: 3083

Score by periods	1st	2nd	Total
Northern Colorado	40	34	74
Wyoming	34	19	53

Last FG - NC 2nd-01:03, WYO 2nd-01:36.  
 Largest lead - NC by 21 2nd-00:29, WYO by 2 1st-19:16.  
 NC led for 32:29. WYO led for 04:22. Game was tied for 03:09.

Points In Off 2nd Fast Deadball  
 NC 24 6 12 4 0 28  
 WYO 32 5 2 2 0 11

## Game 10: Wyoming 65 New Mexico 79



Official Basketball Box Score -- Game Totals -- Final Statistics  
**New Mexico vs Wyoming**  
 12/07/19 2:05 pm at Laramie, Wyo. (Arena-Auditorium)



**New Mexico 79 • 9-2, 2-0 MW**

#	Player	Total		3-Ptr		Rebounds		PF	TP	A TO	Blk	Stl	Min		
		FG-FGA	FG-FGA	FT-FTA	Off	Def	Tot								
15	BRAGG, Carlton	f	6-9	0-0	3-4	4	11	15	3	15	1	4	3	1	26
02	JACKSON, Vance	g	2-7	1-4	0-0	1	3	4	3	5	0	1	1	1	16
05	LYLE, JaQuan	g	3-12	2-5	5-5	0	3	3	1	13	3	6	0	2	36
10	MALUACH, Makuach	g	5-10	0-3	2-3	0	3	3	1	12	0	1	0	0	31
11	CALDWELL, JJ	g	3-5	0-0	2-2	3	7	10	0	8	9	2	0	3	35
00	MARTIN, Zane	g	1-4	1-2	0-0	0	1	1	4	3	1	3	0	1	10
01	MANIGAULT, Corey	g	7-9	0-0	4-6	2	5	7	2	18	0	2	0	1	26
03	MGEE, Keith	g	0-1	0-1	0-0	1	0	1	0	0	0	0	0	0	5
04	PERCY, Tavian	g	2-3	1-1	0-0	0	0	0	1	5	1	0	0	0	15
Team			1		2	3									
Totals			29-60	5-17	16-20	12	35	47	15	79	15	19	4	10	200

FG % 1st Half: 11-30 36.7% 2nd half: 18-30 60.0% Game: 29-60 48.3% Deadball Rebounds 2  
 3FG % 1st Half: 2-10 20.0% 2nd half: 3-7 42.9% Game: 5-17 29.4%  
 FT % 1st Half: 8-10 80.0% 2nd half: 8-10 80.0% Game: 16-20 80.0%

**Wyoming 65 • 3-7, 0-2 MW**

#	Player	Total		3-Ptr		Rebounds		PF	TP	A TO	Blk	Stl	Min		
		FG-FGA	FG-FGA	FT-FTA	Off	Def	Tot								
10	THOMPSON, Hunter	f	4-10	2-6	2-2	2	3	5	4	12	1	1	0	0	36
11	TAYLOR, TJ	f	1-6	0-2	0-0	1	0	1	2	2	0	3	0	1	26
00	HENDRICKS, Jake	g	0-1	0-1	0-0	0	1	1	0	0	0	0	0	2	3
02	BANKS, AJ	g	6-8	3-4	0-0	0	2	2	2	15	3	1	0	2	30
24	MALDONADO, Hunter	g	10-18	4-5	3-5	1	5	6	3	27	2	2	0	1	39
03	MARBLE, Kwane	g	0-0	0-0	0-0	0	1	1	1	0	0	2	0	0	3
12	MILTON, Greg	g	1-7	0-3	0-0	2	1	3	0	2	2	0	0	0	18
13	PORTER, Brandon	g	1-6	1-2	0-1	0	0	0	1	3	1	1	0	1	8
14	MUELLER, Austin	g	0-0	0-0	0-0	0	1	1	1	0	0	1	0	0	7
22	FOSTER, Kenny	g	1-8	0-5	2-4	0	6	6	3	4	3	1	0	2	30
Team			2		1	3									
Totals			24-64	10-28	7-12	8	21	29	17	65	12	13	0	9	200

FG % 1st Half: 9-29 31.0% 2nd half: 15-35 42.9% Game: 24-64 37.5% Deadball Rebounds 2  
 3FG % 1st Half: 2-9 22.2% 2nd half: 8-19 42.1% Game: 10-28 35.7%  
 FT % 1st Half: 1-2 50.0% 2nd half: 6-10 60.0% Game: 7-12 58.3%

Officials: Randy McCall, Eric Curry, Brent Meaux  
 Technical fouls: New Mexico-BRAGG, Carlton. Wyoming-None.  
 Attendance: 3659

Score by periods	1st	2nd	Total
New Mexico	32	47	79
Wyoming	21	44	65

Last FG - NM 2nd-00:39, WYO 2nd-00:31.  
 Largest lead - NM by 20 2nd-04:04, WYO by 1 1st-17:53.  
 NM led for 36:18. WYO led for 00:40. Game was tied for 03:02.

Points In Off 2nd Fast Deadball  
 NM 44 15 6 16 26 6  
 WYO 24 21 3 10 9 2

## Game 12: Wyoming 67 Utah Valley 69



Official Basketball Box Score -- Game Totals -- Final Statistics  
**Utah Valley vs Wyoming**  
 12/18/19 7:00 pm at Laramie, Wyo. (Arena-Auditorium)



**Utah Valley 69 • 5-8**

#	Player	Total		3-Ptr		Rebounds		PF	TP	A TO
---	--------	-------	--	-------	--	----------	--	----	----	------

Game 13: Wyoming 72 Denver 66 OT



Official Basketball Box Score -- Game Totals -- Final Statistics
Wyoming vs Denver
12/21/19 1:00 pm at Denver, Colo. (Magness Arena)



Wyoming 72 • 4-9,0-2 Mountain

Table with columns: Player, FG-FGA, FT-FTA, Rebounds, PF, TP, A, TO, Blk, Stl, Min. Lists player stats for Wyoming 72.

FG % 1st Half: 13-28 46.4% 2nd half: 8-24 33.3% OT: 1-3 33.3%
3FG % 1st Half: 1-10 10.0% 2nd half: 5-14 35.7% OT: 1-3 33.3%
FT % 1st Half: 7-8 87.5% 2nd half: 3-4 75.0% OT: 11-16 68.8%

Denver 66 • 4-10,0-0 Summit

Table with columns: Player, FG-FGA, FT-FTA, Rebounds, PF, TP, A, TO, Blk, Stl, Min. Lists player stats for Denver 66.

FG % 1st Half: 8-27 29.6% 2nd half: 9-21 42.9% OT: 4-10 40.0%
3FG % 1st Half: 5-10 50.0% 2nd half: 3-9 33.3% OT: 0-3 0.0%
FT % 1st Half: 5-12 41.7% 2nd half: 11-20 55.0% OT: 0-2 0.0%

Officials: Doran Gotschall, Shawn Lehigh, Tommy Nunez
Technical fouls: Wyoming-None, Denver-None.
Attendance: 1543
2019-20 Men's Basketball. Round: 0. Denver vs Wyoming. Played at Magness Arena

Score by periods table showing 1st, 2nd, OT, Total scores for Wyoming and Denver.

Points in Paint, 2nd Chance, Fast Break, Bench points table.

Last FG - WYO OT-03:54, DENVER OT-00:56.
Largest lead - WYO by 10 2nd-18:30, DENVER by 5 1st-08:14.
WYO led for 24:56, DENVER led for 13:04. Game was tied for 07:00.

Score tied - 9 times.
Lead changed - 5 times.

Game 14: Wyoming 82 Nebraska Wesleyan 68



Official Basketball Box Score -- Game Totals -- Final Statistics
Nebraska Wesleyan vs Wyoming
12/28/19 4:00 pm at Laramie, Wyo. (Arena-Auditorium)



Nebraska Wesleyan 68 • 10-2

Table with columns: Player, FG-FGA, FT-FTA, Rebounds, PF, TP, A, TO, Blk, Stl, Min. Lists player stats for Nebraska Wesleyan 68.

FG % 1st Half: 13-29 44.8% 2nd half: 13-27 48.1% Game: 26-56 46.4%
3FG % 1st Half: 3-10 30.0% 2nd half: 2-8 25.0% Game: 5-18 27.8%
FT % 1st Half: 5-7 71.4% 2nd half: 6-9 66.7% Game: 11-16 68.8%

Wyoming 82 • 5-9

Table with columns: Player, FG-FGA, FT-FTA, Rebounds, PF, TP, A, TO, Blk, Stl, Min. Lists player stats for Wyoming 82.

FG % 1st Half: 14-29 48.3% 2nd half: 15-29 51.7% Game: 29-58 50.0%
3FG % 1st Half: 5-15 33.3% 2nd half: 7-14 50.0% Game: 12-29 41.4%
FT % 1st Half: 8-14 57.1% 2nd half: 4-5 80.0% Game: 12-19 63.2%

Officials: David Hall, Crystal Hogan, Brad Gaston
Technical fouls: Nebraska Wesleyan-TEAM, Wyoming-None.
Attendance: 2826

Score by periods table showing 1st, 2nd, Total scores for Nebraska Wesleyan and Wyoming.

Points in Paint, 2nd Chance, Fast Break, Bench points table.

Last FG - NWU 2nd-00:41, WYO 2nd-00:57.
Largest lead - NWU by 7 1st-15:53, WYO by 17 2nd-04:17.
NWU led for 06:08, WYO led for 32:12. Game was tied for 01:40.

Score tied - 3 times.
Lead changed - 1 time.

Game 15: Wyoming 54 Boise State 65



Official Basketball Box Score -- Game Totals -- Final Statistics
Wyoming vs Boise St.
01/01/20 12:00 am at Boise, Idaho (ExtraMile Arena)



Wyoming 54 • 5-10,0-3 Mountain

Table with columns: Player, FG-FGA, FT-FTA, Rebounds, PF, TP, A, TO, Blk, Stl, Min. Lists player stats for Wyoming 54.

FG % 1st Half: 7-22 31.8% 2nd half: 11-21 52.4% Game: 18-43 41.9%
3FG % 1st Half: 2-11 18.2% 2nd half: 6-11 54.5% Game: 8-22 36.4%
FT % 1st Half: 8-9 88.9% 2nd half: 2-3 66.7% Game: 10-12 83.3%

Boise St. 65 • 10-5,2-1 Mountain

Table with columns: Player, FG-FGA, FT-FTA, Rebounds, PF, TP, A, TO, Blk, Stl, Min. Lists player stats for Boise State 65.

FG % 1st Half: 9-26 34.6% 2nd half: 11-25 44.0% Game: 20-51 39.2%
3FG % 1st Half: 1-6 16.7% 2nd half: 2-9 22.2% Game: 3-15 20.0%
FT % 1st Half: 8-10 80.0% 2nd half: 14-16 87.5% Game: 22-26 84.6%

Officials: D.G. Nelson, Michael Greenstein, Larry Spaulding
Technical fouls: Wyoming-None, Boise St.-None.
Attendance: 4708
2019-20 Men's Basketball. Round: 0. Boise St. vs Wyoming. Played at ExtraMile

Score by periods table showing 1st, 2nd, Total scores for Wyoming and Boise St.

Points in Paint, 2nd Chance, Fast Break, Bench points table.

Last FG - WYO 2nd-01:05, BOISE 2nd-02:07.
Largest lead - WYO by 6 1st-14:13, BOISE by 11 2nd-00:35.
WYO led for 16:27, BOISE led for 16:34. Game was tied for 06:59.

Score tied - 6 times.
Lead changed - 5 times.

Game 16: Wyoming 61 Colorado State 72



Official Basketball Box Score -- Game Totals -- Final Statistics
Wyoming vs Colorado St.
01/04/20 11:00 am at Fort Collins, Colo. (Moby Arena)



Wyoming 61 • 5-11,0-4 Mountain

Table with columns: Player, FG-FGA, FT-FTA, Rebounds, PF, TP, A, TO, Blk, Stl, Min. Lists player stats for Wyoming 61.

FG % 1st Half: 7-25 28.0% 2nd half: 14-30 46.7% Game: 21-55 38.2%
3FG % 1st Half: 4-14 28.6% 2nd half: 6-12 50.0% Game: 10-26 38.5%
FT % 1st Half: 1-2 50.0% 2nd half: 8-10 80.0% Game: 9-12 75.0%

Colorado State 72 • 10-7,1-3 Mountain

Table with columns: Player, FG-FGA, FT-FTA, Rebounds, PF, TP, A, TO, Blk, Stl, Min. Lists player stats for Colorado State 72.

FG % 1st Half: 14-26 53.8% 2nd half: 12-25 48.0% Game: 26-51 51.0%
3FG % 1st Half: 2-11 18.2% 2nd half: 3-12 25.0% Game: 5-23 21.7%
FT % 1st Half: 2-6 33.3% 2nd half: 13-19 68.4% Game: 15-25 60.0%

Officials: Mike O'Neill, Brad Ferrie, Chris Rastatter
Technical fouls: Wyoming-None, Colorado St.-None.
Attendance: 3534
2019-20 Men's Basketball. Round: 0. Colorado St. vs Wyoming. Played at Moby Ar

Score by periods table showing 1st, 2nd, Total scores for Wyoming and Colorado St.

Points in Paint, 2nd Chance, Fast Break, Bench points table.

Last FG - WYO 2nd-00:08, CSU 2nd-00:51.
Largest lead - WYO by 2 1st-15:10, CSU by 23 2nd-13:04.
WYO led for 00:51, CSU led for 37:44. Game was tied for 01:25.

Score tied - 1 time.
Lead changed - 2 times.

GAME RECAPS

Game 17: Wyoming 52 #7 San Diego State 72



Official Basketball Box Score -- Game Totals -- Final Statistics
San Diego State vs Wyoming
01/08/20 7:05 pm at Laramie, Wyo. (Arena-Auditorium)



San Diego State 72 • 16-0, 5-0 MW

Table with columns: # Player, FG-FGA, 3-FGA, FT-FTA, Rebounds (Off, Def, Tot), PF, TP, A TO Blk Stl, Min. Includes player stats for Wetzell, Yann, Mitchell, Feagin, Schakel, Jordan, Flynn, Malachi, Johnson, Keshad, Seiko, Adam, Pulliam, Trey, Narain, Nolan, Giordano, Caleb, and Team Totals.

FG % 1st Half: 13-23 56.5% 2nd half: 12-25 48.0% Game: 25-48 52.1%
3FG % 1st Half: 3-11 27.3% 2nd half: 5-12 41.7% Game: 8-23 34.8%
FT % 1st Half: 3-3 100.0 2nd half: 11-12 91.7% Game: 14-15 93.3%

Wyoming 52 • 5-12, 0-5 MW

Table with columns: # Player, FG-FGA, 3-FGA, FT-FTA, Rebounds (Off, Def, Tot), PF, TP, A TO Blk Stl, Min. Includes player stats for THOMPSON, HENDERICKS, BANKS, AJ, FOSTER, KENNY, MALDONADO, MARBLE, KWANE, FORNSTROM, HAIZE, TAYLOR, TJ, MILTON, GREG, and Team Totals.

FG % 1st Half: 9-27 33.3% 2nd half: 8-24 33.3% Game: 17-51 33.3%
3FG % 1st Half: 3-11 27.3% 2nd half: 1-18 5.6% Game: 4-29 13.8%
FT % 1st Half: 0-0 0.0% 2nd half: 13-18 72.2% Game: 13-18 72.2%

Officials: Bob Staffen, Keith Kimble, Kelly Pfeifer
Technical fouls: San Diego State-Mitchell, Matt. Wyoming-None.
Attendance: 2941
SDSU Ranked Seventh in the Nation

Score by periods table with columns: 1st, 2nd, Total. Rows for San Diego State and Wyoming.

Points in Paint table with columns: In Paint, Off T/O, 2nd Chance, Fast Break, Bench. Rows for SDSU and WYO.

Last FG - SDSU 2nd-02:14, WYO 2nd-00:12.
Largest lead - SDSU by 23 2nd-02:14, WYO by 1 1st-19:13.

Score tied - 1 time.
Lead changed - 2 times.

Game 19: Wyoming 67 at Nevada 68



Official Basketball Box Score -- Game Totals -- Final Statistics
Wyoming vs Nevada
01/14/20 7:00 pm at Reno, Nev. (Lawlor Event Center)



Wyoming 67 • 5-14, 0-7 Mountai

Table with columns: # Player, FG-FGA, 3-FGA, FT-FTA, Rebounds (Off, Def, Tot), PF, TP, A TO Blk Stl, Min. Includes player stats for THOMPSON, HENDERICKS, BANKS, AJ, FOSTER, KENNY, MALDONADO, MARBLE, KWANE, TAYLOR, TJ, MILTON, GREG, and Team Totals.

FG % 1st Half: 11-27 40.7% 2nd half: 12-27 44.4% Game: 23-54 42.6%
3FG % 1st Half: 2-11 18.2% 2nd half: 6-14 42.9% Game: 8-25 32.0%
FT % 1st Half: 2-5 40.0% 2nd half: 11-11 100.0% Game: 13-16 81.3%

Nevada 68 • 11-7, 4-2 Mountai

Table with columns: # Player, FG-FGA, 3-FGA, FT-FTA, Rebounds (Off, Def, Tot), PF, TP, A TO Blk Stl, Min. Includes player stats for Robby Robinson, John Carlos Reyes, Jalen Harris, Lindsey Drew, Jazz Johnson, NisrA@ Zouzoua, Kane Milling, Zane Meeks, K.J. Hymes, and Team Totals.

FG % 1st Half: 13-31 41.9% 2nd half: 12-29 41.4% Game: 25-60 41.7%
3FG % 1st Half: 4-15 26.7% 2nd half: 2-10 20.0% Game: 6-25 24.0%
FT % 1st Half: 2-2 100.0 2nd half: 10-11 90.9% Game: 12-13 92.3%

Officials: Larry Spaulding, John Higgins, Tony Padilla
Technical fouls: Wyoming-None, Nevada-None.
Attendance: 8047
2019-20 Men's Basketball. Round: 0. Nevada vs Wyoming. Played at Lawlor Events

Score by periods table with columns: 1st, 2nd, Total. Rows for Wyoming and Nevada.

Points in Paint table with columns: In Paint, Off T/O, 2nd Chance, Fast Break, Bench. Rows for WYO and NEVADA.

Last FG - WYO 2nd-00:15, NEVADA 2nd-00:09.
Largest lead - WYO by 3 2nd-06:35, NEVADA by 7 1st-01:01.
WYO led for 06:29, NEVADA led for 25:36. Game was tied for 07:55.

Score tied - 13 times.
Lead changed - 12 times.

Game 18: Wyoming 69 UNLV 78 OT



Official Basketball Box Score -- Game Totals -- Final Statistics
UNLV vs Wyoming
01/11/20 5:05 pm at Laramie, Wyo. (Arena-Auditorium)



UNLV 78 • 9-9, 4-1 MW

Table with columns: # Player, FG-FGA, 3-FGA, FT-FTA, Rebounds (Off, Def, Tot), PF, TP, A TO Blk Stl, Min. Includes player stats for Nick Blair, Mbacke Diang, Amauri Hardy, Jonah Antonio, Marvin Coleman, Jay Green, Donnie Tillman, Bryce Hamilton, Vitaliy Shibell, and Team Totals.

FG % 1st Half: 5-23 21.7% 2nd half: 14-28 50.0% OT: 3-6 50.0% Game: 22-57 38.6%
3FG % 1st Half: 3-13 23.1% 2nd half: 5-13 38.5% OT: 3-6 50.0% Game: 11-32 34.4%
FT % 1st Half: 9-14 64.3% 2nd half: 8-11 72.7% OT: 6-8 75.0% Game: 23-33 69.7%

Wyoming 69 • 5-13, 0-6 MW

Table with columns: # Player, FG-FGA, 3-FGA, FT-FTA, Rebounds (Off, Def, Tot), PF, TP, A TO Blk Stl, Min. Includes player stats for THOMPSON, HENDERICKS, BANKS, AJ, FOSTER, KENNY, MALDONADO, MARBLE, KWANE, FORNSTROM, HAIZE, TAYLOR, TJ, MILTON, GREG, PORTER, BRANDON, and Team Totals.

FG % 1st Half: 6-21 28.6% 2nd half: 11-26 42.3% OT: 0-4 0.0% Game: 17-51 33.3%
3FG % 1st Half: 4-14 28.6% 2nd half: 6-16 37.5% OT: 0-3 0.0% Game: 10-33 30.3%
FT % 1st Half: 11-15 73.3% 2nd half: 8-13 61.5% OT: 6-10 60.0% Game: 25-38 65.8%

Officials: Tommy Nunez, D.G. Nelson, Brent Meaux
Technical fouls: UNLV-None, Wyoming-None.
Attendance: 3000

Score by periods table with columns: 1st, 2nd, OT, Total. Rows for UNLV and Wyoming.

Points in Paint table with columns: In Paint, Off T/O, 2nd Chance, Fast Break, Bench. Rows for UNLV and WYO.

Last FG - UNLV OT-01:33, WYO 2nd-00:14.
Largest lead - UNLV by 9 OT-00:28, WYO by 10 1st-14:55.
UNLV led for 06:48, WYO led for 36:22. Game was tied for 01:50.

Score tied - 3 times.
Lead changed - 5 times.

Game 20: Wyoming 50 Fresno State 65



Official Basketball Box Score -- Game Totals -- Final Statistics
Fresno State vs Wyoming
01/18/20 4:05 p.m. at Laramie, Wyo. (Arena-Auditorium)



Fresno State 65 • 6-12, 2-5 MW

Table with columns: # Player, FG-FGA, 3-FGA, FT-FTA, Rebounds (Off, Def, Tot), PF, TP, A TO Blk Stl, Min. Includes player stats for ROBINSON, GRIMES, WILLIAMS, HYDER, HOLLAND, HART, NIVEN, CAMPBELL, BLACKWELL, and Team Totals.

FG % 1st Half: 13-31 41.9% 2nd half: 7-22 31.8% Game: 20-53 37.7%
3FG % 1st Half: 4-14 28.6% 2nd half: 3-9 33.3% Game: 7-23 30.4%
FT % 1st Half: 1-1 100.0 2nd half: 17-24 70.8% Game: 18-25 72.0%

Wyoming 50 • 5-15, 0-8 MW

Table with columns: # Player, FG-FGA, 3-FGA, FT-FTA, Rebounds (Off, Def, Tot), PF, TP, A TO Blk Stl, Min. Includes player stats for THOMPSON, HENDERICKS, BANKS, AJ, FOSTER, KENNY, MALDONADO, MARBLE, KWANE, TAYLOR, TJ, MILTON, GREG, PORTER, BRANDON, and Team Totals.

FG % 1st Half: 6-22 27.3% 2nd half: 13-33 39.4% Game: 19-55 34.5%
3FG % 1st Half: 4-14 28.6% 2nd half: 6-18 33.3% Game: 10-32 31.3%
FT % 1st Half: 0-0 0.0% 2nd half: 2-3 66.7% Game: 2-3 66.7%

Officials: Bob Staffen, Rick Randall, Rick O'Neill
Technical fouls: Fresno State-None, Wyoming-None.
Attendance: 3226

Score by periods table with columns: 1st, 2nd, Total. Rows for Fresno State and Wyoming.

Points in Paint table with columns: In Paint, Off T/O, 2nd Chance, Fast Break, Bench. Rows for FS and WYO.

Last FG - FS 2nd-00:39, WYO 2nd-00:12.
Largest lead - FS by 23 2nd-17:22, WYO by 3 1st-19:36.
FS led for 36:14, WYO led for 03:22. Game was tied for 00:24.

Score tied - 0 times.
Lead changed - 3 times.

**Game 21: Wyoming 55 #4 SDSU 72**



Official Basketball Box Score -- Game Totals -- Final Statistics  
**Wyoming vs San Diego State**  
 01/21/20 8:00 pm at San Diego, Calif. (Viejas Arena)



**Wyoming 55 • 5-16,0-9 Mountai**

##	Player	Total			3-Ptr			Rebounds			PF	TP	A	TO	Blk	Stl	Min
		FG	FGA	FT	FTA	FG	FGA	FT	FTA	Off							
10	THOMPSON, Hunter	f	2-4	0-1	0-0	1	0	1	4	4	0	2	0	0	0	22	
00	HENDRICKS, Jake	g	6-15	5-12	3-3	0	4	4	1	20	1	0	0	1	1	37	
02	BANKS, AJ	g	1-1	0-0	0-0	0	2	2	0	2	2	2	0	0	0	17	
22	FOSTER, Kenny	g	0-4	0-2	0-0	0	0	0	1	0	1	1	0	0	0	14	
24	MALDONADO, Hunter	g	3-6	0-0	1-2	1	3	4	3	7	4	7	0	2	2	37	
03	MARBLE, Kwane	g	4-9	1-4	3-4	1	4	5	2	12	1	1	0	1	1	33	
05	FORNSTROM, Haize	g	0-0	0-0	0-0	0	1	1	0	0	0	0	0	0	0	5	
11	TAYLOR, TJ	g	1-1	0-0	6-6	1	1	2	4	8	2	2	0	1	1	25	
12	MILTON, Greg	g	1-1	0-0	0-0	0	2	2	2	2	0	0	0	0	0	8	
13	PORTER, Brandon	g	0-1	0-1	0-0	0	0	0	1	0	0	0	1	0	1	2	
	Team					4	2	6									
	Totals		18-42	6-20	13-16	8	19	27	18	55	11	16	1	5	200		

FG % 1st Half: 7-18 38.9% 2nd half: 11-24 45.8% Game: 18-42 42.9%  
 3FG % 1st Half: 2-8 25.0% 2nd half: 4-12 33.3% Game: 6-20 30.0%  
 FT % 1st Half: 3-3 100.0 2nd half: 7-8 87.5% Game: 13-16 81.3%

Deadball Rebounds 0

**San Diego State 72 • 20-0,9-0 Mountai**

##	Player	Total			3-Ptr			Rebounds			PF	TP	A	TO	Blk	Stl	Min
		FG	FGA	FT	FTA	FG	FGA	FT	FTA	Off							
05	Wetzell,Yanni	f	6-8	0-0	2-4	0	4	4	1	14	2	2	1	0	32		
11	Mitchell,Matt	f	5-7	3-4	2-2	1	2	3	4	15	0	2	0	1	21		
10	Feagin,KJ	g	2-6	1-4	0-0	0	2	2	0	5	5	3	0	1	33		
20	Schakel,Jordan	g	4-8	2-6	1-1	0	1	1	2	11	0	0	0	1	27		
22	Flynn,Malachi	g	6-11	2-4	4-4	1	4	5	1	18	5	1	0	4	35		
00	Johnson,Keshad	g	0-0	0-0	0-0	1	0	1	0	0	0	0	0	0	1		
02	Seiko,Adam	g	1-2	1-2	1-2	0	1	1	2	4	0	0	0	0	13		
03	Arop,Aguek	g	0-0	0-0	0-0	0	1	1	1	0	0	1	1	0	5		
04	Pulliam,Trey	g	0-1	0-0	2-2	0	1	1	2	2	2	2	0	0	23		
12	Narain,Nolan	g	1-3	0-0	1-2	0	1	1	3	3	0	1	0	0	6		
13	Giordano,Caleb	g	0-0	0-0	0-0	0	0	0	0	0	0	0	0	0	1		
21	Barnett,Jared	g	0-0	0-0	0-0	0	0	0	0	0	0	0	0	0	1		
35	Mensah,Joel	g	0-0	0-0	0-0	0	1	1	0	0	0	0	1	0	2		
	Team					2	1	3									
	Totals		25-46	9-20	13-17	5	19	24	16	72	14	10	2	8	200		

FG % 1st Half: 13-27 48.1% 2nd half: 12-19 63.2% Game: 25-46 54.3%  
 3FG % 1st Half: 4-13 30.8% 2nd half: 5-7 71.4% Game: 9-20 45.0%  
 FT % 1st Half: 2-3 66.7% 2nd half: 11-14 78.6% Game: 13-17 76.5%

Deadball Rebounds 1

Officials: Mike Reed,Eric Curry,David Hall  
 Technical fouls: Wyoming-None. San Diego State-None.  
 Attendance: 12414  
 2019-20 Men's Basketball. Round: 0. San Diego St. vs Wyoming. Played at Steve

Score by periods	1st	2nd	Total
Wyoming	19	36	55
San Diego State	32	40	72

Last FG - WYO 2nd-03:55, SDSU 2nd-02:50.  
 Largest lead - WYO by 2 1st-19:02, SDSU by 20 2nd-05:00.  
 Score tied - 0 times. Lead changed - 1 time.

**Game 23: Wyoming 71 at San Jose State 66**



Official Basketball Box Score -- Game Totals -- Final Statistics  
**Wyoming vs San Jose St.**  
 02/01/20 2:00 pm at San Jose, CA



**Wyoming 71 • 6-17,1-10 Mountai**

##	Player	Total			3-Ptr			Rebounds			PF	TP	A	TO	Blk	Stl	Min
		FG	FGA	FT	FTA	FG	FGA	FT	FTA	Off							
10	THOMPSON, Hunter	f	0-2	0-2	0-0	0	0	0	1	0	1	0	1	2	0	9	
00	HENDRICKS, Jake	g	4-14	2-12	0-0	0	2	2	3	10	2	1	0	1	1	39	
02	BANKS, AJ	g	4-8	1-5	2-2	0	5	3	11	5	0	0	1	1	1	39	
03	MARBLE, Kwane	g	6-9	0-1	0-1	1	2	3	4	12	1	2	0	3	19		
24	MALDONADO, Hunter	g	8-13	0-1	3-4	0	7	7	3	19	7	1	0	1	38		
12	MILTON, Greg	g	5-8	2-4	0-0	1	2	3	2	12	2	0	0	2	23		
22	FOSTER, Kenny	g	0-2	0-1	0-0	0	0	0	0	0	0	0	0	0	4		
50	TAYLOR, TJ	g	2-5	0-0	3-5	2	6	8	3	7	0	2	0	1	29		
	Team					0	6	6									
	Totals		29-61	5-26	8-12	4	30	34	19	71	18	9	0	9	200		

FG % 1st Half: 12-30 40.0% 2nd half: 17-31 54.8% Game: 29-61 47.5%  
 3FG % 1st Half: 1-15 6.7% 2nd half: 4-11 36.4% Game: 5-26 19.2%  
 FT % 1st Half: 1-2 50.0% 2nd half: 7-10 70.0% Game: 8-12 66.7%

Deadball Rebounds 1

**San Jose St. 66 • 7-16,3-8 Mountai**

##	Player	Total			3-Ptr			Rebounds			PF	TP	A	TO	Blk	Stl	Min
		FG	FGA	FT	FTA	FG	FGA	FT	FTA	Off							
11	Christian Anigwe	f	3-8	1-3	2-2	3	7	10	3	9	1	0	0	0	29		
35	Ralph Agee	f	2-3	0-1	1-1	1	2	3	2	5	1	2	2	0	13		
02	Brae Ivey	g	3-9	3-8	2-2	0	2	2	1	11	1	4	0	2	27		
10	Omari Moore	g	0-1	0-1	0-0	0	2	2	1	0	3	2	0	0	12		
13	Seneca Knight	g	7-13	2-5	5-5	0	8	8	2	21	1	2	0	0	39		
04	Zach Chappell	g	0-6	0-2	4-5	0	0	0	2	4	1	1	0	0	25		
12	Eduardo Lane	g	1-1	0-0	0-0	0	0	0	2	2	2	1	0	0	4		
21	Kaison Hammonds	g	0-3	0-2	0-0	0	2	2	0	0	1	1	0	0	16		
22	Richard Washington	g	5-13	3-9	1-2	1	5	6	1	14	5	1	1	0	29		
44	Trey Smith	g	0-0	0-0	0-0	0	1	1	1	0	0	0	0	0	6		
	Team					2	2	4									
	Totals		21-57	9-31	15-17	7	31	38	15	66	16	14	3	2	200		

FG % 1st Half: 10-32 31.3% 2nd half: 11-25 44.0% Game: 21-57 36.8%  
 3FG % 1st Half: 5-19 26.3% 2nd half: 4-12 33.3% Game: 9-31 29.0%  
 FT % 1st Half: 2-2 100.0 2nd half: 13-15 86.7% Game: 15-17 88.2%

Deadball Rebounds 1

Officials: Ryan McDaniel,Tim Marion,Doran Gotschall  
 Technical fouls: Wyoming-None. San Jose St.-None.  
 Attendance: 1427  
 2019-20 Men's Basketball. Round: 0. San Jose St. vs Wyoming. Played at Provide

Score by periods	1st	2nd	Total
Wyoming	26	45	71
San Jose St.	27	39	66

Last FG - WYO 2nd-00:17, SJSU 2nd-00:00.  
 Largest lead - WYO by 9 2nd-15:51, SJSU by 5 2nd-08:16.  
 WYO led for 14:09. SJSU led for 17:24. Game was tied for 08:27.  
 Score tied - 8 times. Lead changed - 15 times.

**Game 22: Wyoming 45 Utah State 68**



Official Basketball Box Score -- Game Totals -- Final Statistics  
**Utah State vs Wyoming**  
 01/28/20 9:05 pm at Laramie, Wyo. (Arena-Auditorium)



**Utah State 68 • 17-6, 6-4 MW**

##	Player	Total			3-Ptr			Rebounds			PF	TP	A	TO	Blk	Stl	Min
		FG	FGA	FT	FTA	FG	FGA	FT	FTA	Off							
34	BEAN, Justin	f	3-8	0-1	0-0	2	8	10	1	6	1	1	0	1	1	35	
23	QUETA, Neemias	c	3-4	0-0	2-2	2	10	12	2	8	1	4	1	0	1	31	
05	MERRILL, Sam	g	4-8	2-5	4-4	0	2	2	0	14	2	1	0	0	22		
15	PORTER, Abel	g	0-3	0-2	0-0	0	2	2	0	2	2	0	0	0	23		
22	MILLER, Brock	g	4-9	3-7	0-0	1	2	3	1	11	0	1	0	0	24		
02	BAIRSTOW, Sean	g	2-3	1-2	2-2	1	2	3	4	7	3	2	0	0	16		
04	GROOTFAAM, Roche	g	0-0	0-0	0-0	0	0	0	0	0	0	0	0	0	1		
10	ANDERSON, Alphonso	g	5-11	1-4	2-2	1	3	4	3	13	1	0	0	2	25		
24	BRITO, Diogo	g	3-5	0-2	3-4	0	2	2	3	9	4	0	0	2	21		
32	DORIUS, Trevin	g	0-0	0-0	0-0	0	0	0	0	0	0	0	0	0	2		
	Team					3	0	3									
	Totals		24-51	7-23	13-14	10	31	41	16	68	13	11	1	6	200		

FG % 1st Half: 8-21 38.1% 2nd half: 16-30 53.3% Game: 24-51 47.1%  
 3FG % 1st Half: 2-10 20.0% 2nd half: 5-13 38.5% Game: 7-23 30.4%  
 FT % 1st Half: 7-8 87.5% 2nd half: 6-6 100.0 Game: 13-14 92.9%

Deadball Rebounds 0

**Wyoming 45 • 5-17, 0-10 MW**

##	Player	Total			3-Ptr			Rebounds			PF	TP	A	TO	Blk	Stl	Min
		FG	FGA	FT	FTA	FG	FGA	FT	FTA	Off							
10	THOMPSON, Hunter	f	1-3	1-3	0-0	0	3	3	2	3	1	2	0	1	1	22	
00	HENDRICKS, Jake	g	0-7	0-7	0-0	0	1	1	4	0	2	0	0	2	34		
02	BANKS, AJ	g	0-0	0-0	2-2	1	3	4	2	2	1	0	0	0	20		
22	FOSTER, Kenny	g	1-8	0-5	0-0	0	3	3	2	2	0	2	0	1	19		
24	MALDONADO, Hunter	g	4-10	2-5	4-4	0	1	1	3	14	1	1	1	1	35		
03	MARBLE, Kwane	g	5-11	2-4	2-3	2	2	4	3	14	4	2	1	1	30		
05	FORNSTROM, Haize	g	0-0	0-0	0-0	0	0	0	1	0	0	0	0	0	2		
11	TAYLOR, TJ	g	2-4	0-0	0-0	1	1	2	1	4	0	1	0	0	21		
12	MILTON, Greg	g	2-6	2-6	0-0	0	3	3	0	6							