



# WYOMING COWBOYS BASKETBALL

Twitter: @wyo\_mbb / @wyoathletics  
Facebook: Facebook.com/wyombb  
Website: GoWYO.com

Media Contact: Nick Seeman, Assistant Athletic Director for Communications  
Phone: (307) 766-5516 or (612) 741-0550  
Email: nseeman@uwyo.edu

## Game Information

**Game 18:** at New Mexico  
Saturday, Jan. 19 | 4 p.m. MT  
Albuquerque, N.M. | Dreamstyle Arena -The Pit  
Stream: ESPN3  
Play-by-Play: Trey Bender  
Color: Richie Schueler  
Radio: Cowboy Sports Network  
Flagship: KFBC 1240 AM  
Play-by-Play: Dave Walsh  
Color: Kevin McKinney  
Live Audio/Stats: GoWYO.com

## 2018-19 Results

Date	Opponent	Time (TV)
11/1	<b>Colo. Christian (Exhibition)</b>	<b>W, 72-69</b>
11/6	<b>UC Santa Barbara</b>	<b>L, 66-76</b>
11/10	at Oregon State	L, 64-83
11/14	<b>Grambling</b>	<b>W, 86-78</b>
11/16	<b>Niagara</b>	<b>L, 67-72</b>
11/19	Boston College !	L, 76-88
11/21	Richmond !	W, 68-66
11/28	at Evansville &	L, 78-86
12/1	<b>Northern Colorado</b>	<b>L, 80-85</b>
12/5	<b>South Carolina</b>	<b>W, 73-64</b>
12/11	<b>Denver</b>	<b>L, 87-90 OT</b>
12/21	East Tenn. State #	L, 53-76
12/22	UTEP#	L, 65-76
12/29	<b>Dixie State</b>	<b>W, 65-63</b>
1/2	<b>Boise State*</b>	<b>L, 55-69</b>
1/5	at UNLV *	L, 56-68
1/8	at San Diego State *	L, 54-84
1/12	<b>Utah State *</b>	<b>L, 55-71</b>
1/19	at New Mexico *	4 p.m. (ESPN3)
1/23	<b>San Jose State *</b>	<b>7 p.m.</b>
1/26	at Boise State *	2 p.m (Stadium)
1/30	<b>Fresno State *</b>	<b>7 p.m.</b>
2/6	at Air Force *	7 p.m.
2/9	<b>Colorado State *</b>	<b>Noon (AT&amp;T)</b>
2/13	at Utah State *	7 p.m.
2/16	<b>Nevada *</b>	<b>8 p.m. (ESPN2)</b>
2/19	<b>UNLV *</b>	<b>8 p.m. (CBSSN)</b>
2/23	at Colorado State *	Noon (AT&T)
2/27	at Fresno State *	8 p.m.
3/2	<b>Air Force *</b>	<b>4 p.m. (AT&amp;T)</b>
3/6	at San Jose State *	8 p.m.
3/9	<b>New Mexico *</b>	<b>4 p.m. (ESPN3)</b>
3/13	First Round\$	TBD (MWN)
3/14	Quarterfinals\$	TBD (CBSSN)
3/15	Semifinals\$	TBD (CBSSN)
3/16	Championship\$	4 p.m. (CBS)

**Bold indicates home games; Dates are tentative and subject to change.**

# - Indicates Sun Bowl Invitational Games

\* - Indicates Mountain West games

& - Indicates Mountain West/Missouri Valley Challenge

! - Indicates Fort Myers Tip-Off

\$ The 2019 Mountain West Championship will be played at the Thomas and Mack Center in Las Vegas, Nev.

## Did You Know?

- National Popcorn Day is annually observed January 19th. Popcorn started becoming popular in the middle 1800s. It wasn't until Charles Cretors, a candy-store owner, developed a machine for popping corn with steam that the tasty treat became more abundantly poppable. By 1900 he had horse-drawn popcorn wagons in the streets of Chicago.

## Wyoming Cowboys

(4-13 Overall, 0-4 MW)

PROJECTED STARTERS	Pos.	Ht.	Wt.	Cl.	Hometown	PPG	RPG	APG	
1	Justin James	G	6-7	190	Sr.	Port Saint Lucie, Fla.	21.1	9.3	4.1
2	A.J. Banks	G	6-2	163	Jr.	Las Vegas, Nev.	3.9	2.3	0.7
10	Hunter Thompson	F	6-10	235	R-Fr.	Pine Bluffs, Wyo.	11.6	3.8	0.8
11	Trace Young	G	6-9	179	Fr.	Owensboro, Ky.	8.8	5.4	0.4
33	Jordan Naughton	F	6-10	234	Sr.	Rancho Cucamonga, Calif.	4.7	1.4	0.1

BENCH	Pos.	Ht.	Wt.	Cl.	Hometown	PPG	RPG	APG	
0	Jake Hendricks	G	6-5	170	Jr.	Smithfield, Utah	11.4	2.6	1.0
5	Tariq Johnson	G	6-5	206	Fr.	College Park, Md.	1.4	0.6	0.0
12	Bradley Belt	G	6-4	199	Fr.	Huntsville, Ala.	--	--	--
13	Trevon "TJ" Taylor	G/F	6-6	197	Fr.	Chesapeake, Va.	7.1	3.2	0.5
14	Austin Mueller	F	6-6	210	So.	Highlands Ranch, Colo.	3.9	3.6	0.6
22	Brandon Porter	F	6-8	193	Fr.	Virginia Beach, Va.	2.4	1.1	0.1
24	Hunter Maldonado	G	6-7	200	So.	Colorado Springs, Colo.	13.8	6.8	2.3
40	KC Henry	G	6-0	195	R-So.	Lingle, Wyo.	0.0	1.0	0.0
55	Haize Fornstrom	G	6-4	185	Fr.	Pine Bluffs, Wyo.	0.0	0.0	0.0

**Head Coach:** Allen Edwards (Kentucky '02)  
UW Record: 47-41 (.534), Third Year  
Overall Record: Same

**Assistant Coaches:** Jermaine Kimbrough (Virginia Tech '01)  
Shaun Vandiver (Colorado '91)  
Jeremy Shyatt (Clemson '03)



## New Mexico Lobos

(8-9 Overall, 2-3 MW)

PROJECTED STARTERS	Pos.	Ht.	Wt.	Cl.	Hometown	PPG	RPG	APG
2	Vance Jackson	6-9	230	G/F	R-So. Pasadena, Calif.	12.6	7.1	2.3
10	Makuach Maluach	6-7	190	G/F	So. Sydney, Australia	9.4	3.4	1.5
14	Dane Kuiper	6-7	210	G/F	Sr. Wasilla, Alaska	7.4	2.3	1.7
32	Anthony Mathis	6-3	175	G	Sr. West Linn, Ore.	16.2	2.2	2.3
35	Carlton Bragg	6-10	225	F	R-Jr. Cleveland, Ohio	10.0	7.3	0.5

BENCH	Pos.	Ht.	Wt.	Cl.	Hometown	PPG	RPG	APG
0	Zane Martin	6-4	205	G	Jr. Philadelphia, Pa.	N/A		
1	Corey Manigault	6-9	225	F	Jr. Suitland, Md.	8.9	4.7	0.6
3	Keith McGee	6-3	180	PG	R-So. Rochester, N.Y.	6.9	0.9	1.9
4	Taviani Percy	6-5	200	G	Fr. Miami, Fla.	1.7	0.9	0.5
5	Clay Patterson	6-1	180	G	R-Fr. Rio Rancho, N.M.	0.0	1.0	1.0
13	JaQuan Lyle	6-5	210	G	R-Jr. Evansville, Ind.	N/A		
15	Vladimir Pinchuk	6-11	235	F/C	So. Schwelm, Germany	4.6	3.4	0.5
22	Drue Drinnon	6-0	175	G	Fr. Smyrna, Ga.	3.1	1.3	2.7
25	Karim Ezzeddine	6-8	225	F	Jr. Paris, France	4.3	3.6	0.9
33	Jordan Arroyo	6-7	210	F	Fr. Albuquerque, N.M.	1.8	1.2	0.0

**Head Coach:** Paul Weir (York '04)  
UNM Record: 27-24, Second Year  
Overall Record: 55-30, Third Year

**Assistant Coaches:** Chris Harriman  
Jerome Robinson  
Brandon Mason



## BY THE NUMBERS STAT COMPARISON

	PPG	OPPG	FG%	OFG%	3FG%	O3FG%	FT%	RPG	APG	TOPG	SPG	BPG
Wyoming	67.5	76.2	.410	.448	.356	.343	.724	32.6	9.2	13.7	5.4	2.6
New Mexico	78.1	78.3	.437	.462	.366	.349	.700	35.8	14.4	14.8	7.4	3.4

## Know The Foe

### Wyoming Quick Facts

<b>Location:</b>	Laramie, Wyo.
<b>Enrollment:</b>	13,992
<b>President:</b>	Dr. Laurie Nichols
<b>Athletics Director:</b>	Tom Burman
<b>School Colors:</b>	Brown & Gold
<b>18-19 Record:</b>	4-13
<b>18-19 MW Record:</b>	0-4
<b>Current W/L:</b>	Lost 4
<b>Starters R/L:</b>	2/3
<b>Letterwinners R/L:</b>	5/8
<b>Head Coach:</b>	Allen Edwards
<b>Alma Mater:</b>	Kentucky '02
<b>UW Record:</b>	47-41 (.543), 3rd Year
<b>Overall Record:</b>	Same
<b>17-18 Record:</b>	20-13 (.606)
<b>17-18 MW Record:</b>	10-8 (.555), 6th
<b>17-18 Postseason:</b>	None

### New Mexico Quick Facts

<b>Location:</b>	Albuquerque, N.M.
<b>Enrollment:</b>	25,015
<b>School Colors:</b>	Cherry and Silver
<b>18-19 Record:</b>	8-9
<b>18-19 MW Record:</b>	2-3
<b>Current W/L:</b>	Lost 3
<b>Starters R/L:</b>	1/4
<b>Letterwinners R/L:</b>	4/7
<b>Head Coach:</b>	Paul Weir
<b>Alma Mater:</b>	York '04
<b>UNM Record:</b>	27-24, 2nd Year
<b>Overall Record:</b>	55-30, 3rd Year
<b>17-18 Record:</b>	19-15
<b>17-18 MW Record:</b>	12-6, 3rd
<b>17-18 Postseason:</b>	None

### New Mexico Series Breakdown

<b>Overall Series:</b>	Wyoming trails 67-71
<b>Series Began:</b>	Dec. 19, 1950
<b>Wyoming Record at Home:</b>	40-25
<b>Wyoming Record on the Road:</b>	24-43
<b>Wyoming Record on Neutral Sites:</b>	3-3
<b>UW Head Coach Allen Edwards vs.:</b>	1-4
<b>Longest UW Win Streak:</b>	10, 1950-55
<b>Longest UNM Win Streak:</b>	8, 2011-14
<b>Largest UW Margin of Victory:</b>	40, 101-61 in 1958
<b>Largest UNM Margin of Victory:</b>	45, 100-55 in 2008
<b>Most Points Scored by UW:</b>	114 in 2018
<b>Most Points Scored by UNM:</b>	119 in 2018
<b>Last Meeting:</b>	March 8, 2018, Wyoming lost 75-85 in the quarterfinals of MW Tournament

#### Last 15 Meetings

Date	Score	Site
01/14/12	L 62-72	H
02/11/12	L 38-48	A
01/30/13	L 59-63	H
03/02/13	L 42-53	A
03/13/13	L 46-59	N
01/08/14	L 69-72 (ot)	H
02/05/14	L 61-66 (ot)	A
01/24/15	W 63-62 (ot)	H
03/07/15	L 49-52 (ot)	A
01/16/16	W 70-68	A
01/21/17	L 71-78	A
02/25/17	W 82-71	H
01/10/18	L 66-75	A
02/20/18	L 114-119	H
03/08/18	L 75-85	N

## Cowboy Cagers Head to New Mexico for Contest with Lobos

The Wyoming Cowboys return from a mid-week bye to battle the New Mexico Lobos on Saturday afternoon in "The Pit". The contest is slated for a 4 p.m. start, as the contest features two of the most dynamic scorers in the Mountain West in Wyoming's Justin James and New Mexico's Anthony Mathis.

The game will be televised on ESPN3 and the WatchESPN App. Trey Bender will be on the call with Richie Schueler on color.

Fans can listen to the contest and follow stats on GoWyo.com. The game will be broadcast live on radio over the 25 affiliate stations of the Cowboy Sports Network, as Dave Walsh and Kevin McKinney will call the action.

### A Look at the Matchup

Wyoming heads to New Mexico with a 4-13 overall record and an 0-4 mark in MW play. The Pokes were last in action on Jan. 12 falling at home to Utah State by a score of 71-55. Wyoming ranks fourth in the MW in three-point percentage this season at 36 percent. Wyoming also ranks fifth in the conference shooting 72 percent from the free throw line.

Wyoming has attempted 398 free throws this season to rank No. 42 in the nation. Wyoming has connected on 288 of those attempted, which ranks No. 37 in the country. Wyoming has used 11 different starting lineups this season, as that ranks second most behind UT Arlington's 12.

The Lobos head into the game with a 8-9 overall record and a 2-3 mark in the MW. New Mexico fell to San Diego State on the road on Tuesday by a score of 97-77. The Lobos rank second in the MW in three pointers per game at 9.9.

New Mexico averages 78.1 points per game for fourth in the conference. Defensively, the Lobos allow 78.3 points per game, as that number ranks 12th in the league. The Lobos lead the MW averaging 7.4 steals per game.

### Each Team's Leaders

Wyoming is led in scoring, rebounding and assists by senior Justin James. He adds 21.1 points per game to lead the MW and rank No. 25 in the nation. He also ranks third in the MW grabbing 9.3 rebounds per game. He adds 4.1 assists per night. He ranks second the nation in free throw attempts at 156 and ranks fourth in makes with 117. He also ranks third in the nation in minutes played.

Redshirt Freshman Hunter Thompson adds 11.6 points per game to go along with 3.8 rebounds. True freshman Trace Young adds 8.8 points per game through five contests. He also adds 5.4 rebounds per game. Fellow true freshman Trevon "TJ" Taylor adds 7.1 points per game and has scored in double-figures in back-to-back contests.

New Mexico is led in scoring by Anthony Mathis at 16.2 per game. He leads the MW in three-pointers per game at 3.8. He has made 65 triples on the season and is shooting 45 percent from behind the arc. Vance Jackson adds 12.6 points per game and is second on the team adding 7.1 rebounds per game. Carlton Bragg leads the team grabbing 7.3 rebounds per game and adds 10 points per night.

### About The Series

New Mexico leads the all-time series 71-67. Wyoming is 24-43 all-time on the road against the Lobos with the last win coming on Jan. 16, 2016, as the Pokes took the contest 70-68.

### Up Next

Wyoming returns to the friendly confines of the Arena-Auditorium on Wednesday evening hosting San Jose State for a 7 p.m. start.

## Mountain West Update as of Jan. 17, 2018

Team (AP/Coaches)	CONFERENCE					OVERALL							
	W	L	Pct.	Home	Away	W	L	Pct.	Home	Away	Neutral	Last 10	Strk
Nevada (10/10)	4	1	.800	2-0	2-1	17	1	.944	8-0	5-1	4-0	9-1	W3
Fresno State	3	1	.750	1-1	2-0	12	4	.750	8-2	2-1	2-1	8-2	L1
UNLV	3	1	.750	2-0	1-1	9	7	.562	6-3	2-2	1-2	5-5	L1
Boise State	3	1	.750	1-1	2-0	8	9	.471	5-3	2-4	1-2	6-4	L1
Utah State	3	2	.600	1-1	2-1	13	5	.722	7-1	4-3	2-1	6-4	W2
San Diego State	2	2	.500	2-0	0-2	10	7	.588	8-2	1-3	1-2	5-5	W1
Colorado State	2	2	.500	2-0	0-2	7	10	.412	7-4	0-4	1-2	3-7	W2
New Mexico	2	3	.400	1-1	1-2	8	9	.471	4-5	4-3	0-1	4-6	L3
Air Force	2	3	.400	2-1	0-2	7	10	.412	6-3	0-5	1-2	4-6	W2
Wyoming	0	4	.000	0-2	0-2	4	13	.235	3-6	0-5	1-2	2-8	L4
San José State	0	4	.000	0-3	0-1	3	13	.188	3-6	0-4	0-3	2-8	L7

### WEEK AT A GLANCE

Day	Date	TV/Web	Time
Saturday	January 19	AT&T SportsNet	3:30 p.m. MT
Fresno State at Boise State*		ESPN3	4 p.m. MT
Wyoming at New Mexico*		AT&T SportsNet	4:30 p.m. PT
San José State at UNLV*		MWN	7 p.m. MT
Colorado State at Utah State*		ESPNU	7 p.m. PT
Air Force at No. 10/10 Nevada*			
Tuesday	January 22	AT&T SportsNet	7 p.m. MT
Boise State at Air Force*		CBSSN	7 p.m. PT
New Mexico at UNLV*		ESPNU	8 p.m. PT
San Diego State at Fresno State*			
Wednesday	January 23	MWN	7 p.m. MT
San José State at Wyoming*		CBSSN	8 p.m. PT
Colorado State at Nevada*			
Saturday	January 26	CBSSN	2 p.m. MT
Utah State at New Mexico*		Stadium on Facebook	2 p.m. MT
Wyoming at Boise State*		AT&T SportsNet	2 p.m. PT
Fresno State at Colorado State*		CBSSN	5 p.m. PT
UNLV at San Diego State*		MWN	6 p.m. PT
Air Force at San José State*			
Tuesday	January 29	AT&T SportsNet	7 p.m. MT
Boise State at Colorado State*		ESPN2	8 p.m. PT
Nevada at UNLV*			

### THREE-DAY RECAP

Wednesday, January 16	Utah State 81, San José State 63
Air Force 106, UNLV 88	
Tuesday, January 15	No. 10/10 Nevada 72, Boise State 71
San Diego State 97, New Mexico 77	
Saturday, January 12	Boise State 87, San José State 64
Colorado State 91, New Mexico 76	
Air Force 62, San Diego State 48	
Utah State 71, Wyoming 55	
No. 10/11 Nevada 74, Fresno State 64	

\*Mountain West game.  
Home teams in **BOLD**.  
Rankings listed according to Associated Press/USA Today Coaches' Top 25 polls.

\*Mountain West game.  
Home teams in **BOLD**.  
Rankings listed according to Associated Press/USA Today Coaches' Top 25 polls.



### Pokes in the Pros - Larry Nance Jr.

Finished 5th in Wyoming history in steals (141) and blocks (135), 8th in games played (123), 9th in rebounds (807) and blocks per game (1.1), 13th in games started (90), and 16th in points (1,386) ... Became the 33rd Cowboy to reach 1,000 career points ... Posted 63 doublefigure point games, including 17 games with more than 20 points, and 18 double-doubles for his career.

Led Wyoming to a Mountain West tournament title and its first NCAA tournament since 2001-02 ... Named to the All-Mountain West First Team, All-Defensive Team and was Mountain West co-Defensive Player of the Year ... Selected to the Mountain West All-Tournament team.

## Game #17: Wyoming 55 Utah State 71 Jan. 12, 2019 | Laramie, Wyo. | Arena-Auditorium



Official Basketball Box Score -- Game Totals -- Final Statistics  
**Utah State vs Wyoming**  
01/12/19 4:05 pm at Laramie,Wyo. (Arena-Auditorium)



### Utah State 71 • 12-5,2-2 MW

#	Player	Total		3-Ptr		Rebounds			PF	TP	A	TO	Blk	Stl	Min
		FG-FGA	FG-FGA	FT-FTA	Off	Def	Tot								
10	TAYLOR, Quinn	3-8	1-3	0-0	1	3	4	1	7	4	0	0	1	25	
23	QUETA, Neemias	6-7	0-0	2-5	1	4	5	1	14	0	0	2	0	26	
04	ATNGE, Crew	0-3	0-3	0-0	0	2	0	0	0	0	0	0	0	5	
05	MERRILL, Sam	8-14	2-6	4-6	1	7	8	4	22	4	1	0	0	38	
22	MILLER, Brock	1-6	1-4	0-0	2	1	3	1	3	2	1	0	0	35	
01	KNIGHT, Tauriawn	0-0	0-0	2-2	0	1	1	0	2	0	0	0	0	4	
02	BROWN JR., Dwayne	6-8	1-2	0-1	2	4	6	2	13	0	1	0	0	22	
12	BEAN, Justin	0-2	0-0	0-0	0	2	2	0	0	0	1	0	0	7	
13	PORTER, Abel	0-3	0-2	0-0	0	1	1	4	0	1	2	0	0	11	
24	BRITO, Diogo	3-6	2-4	2-3	1	2	3	3	10	2	2	0	3	27	
	Team				2	3	5								
	Totals	27-57	7-24	10-17	10	30	40	16	71	13	7	3	4	200	

FG % 1st Half: 13-33 39.4% 2nd half: 14-24 58.3% Game: 27-57 47.4% Deadball Rebounds 1  
3FG % 1st Half: 4-15 26.7% 2nd half: 3-9 33.3% Game: 7-24 29.2%  
FT % 1st Half: 2-4 50.0% 2nd half: 8-13 61.5% Game: 10-17 58.8%

### Wyoming 55 • 4-13,0-4 MW

#	Player	Total		3-Ptr		Rebounds			PF	TP	A	TO	Blk	Stl	Min
		FG-FGA	FG-FGA	FT-FTA	Off	Def	Tot								
10	THOMPSON, Hunter	1-5	1-3	2-4	0	2	2	2	5	2	0	0	0	35	
11	YOUNG, Trace	0-4	0-3	0-0	0	7	7	1	0	0	2	0	0	31	
01	JAMES, Justin	10-21	2-5	5-8	1	9	10	2	27	2	3	2	0	40-	
02	BANKS, A.J.	2-4	0-1	1-1	0	3	3	2	5	2	1	0	0	31	
13	TAYLOR, TJ	5-10	4-6	0-0	0	3	4	14	1	2	0	1	1	37	
22	PORTER, Brandon	0-1	0-0	0-0	0	1	1	1	0	0	1	0	0	6	
33	NAUGHTON, Jordan	2-4	0-0	0-0	0	0	0	1	4	0	0	2	0	10	
55	FORNSTROM, Haize	0-1	0-1	0-0	0	0	0	2	0	0	0	0	1	10	
	Team				2	1	3								
	Totals	20-50	7-20	8-13	3	26	29	15	55	7	9	4	2	200	

FG % 1st Half: 10-29 34.5% 2nd half: 10-21 47.6% Game: 20-50 40.0% Deadball Rebounds 2  
3FG % 1st Half: 3-11 27.3% 2nd half: 4-9 44.4% Game: 7-20 35.0%  
FT % 1st Half: 2-3 66.7% 2nd half: 6-10 60.0% Game: 8-13 61.5%

Officials: Kevin Brill, Glenn Mayberry, Brad Ferris  
Technical fouls: Utah State-None, Wyoming-None.  
Attendance: 3426

Score by periods	1st	2nd	Total
Utah State	32	39	71
Wyoming	25	30	55

Last FG - USU 2nd-02:09, WY 2nd-03:16.  
Largest lead - USU by 18 2nd-04:24, WY by 8 1st-15:04.  
USU led for 22:59, WY led for 14:15. Game was tied for 02:46.

Points	In	Off	2nd	Fast	Bench
USU	36	11	8	0	25
WY	16	6	5	0	4

Score tied - 3 times.  
Lead changed - 2 times.

## Fast Start Not Enough for Pokes in 71-55 Loss to Utah State

The Wyoming Cowboys opened the contest holding one of the Mountain West's top shooting teams to 25 percent from the field, but a late first half surge lifted Utah State past Wyoming 71-55 on Saturday evening in the Arena-Auditorium in Laramie. Wyoming falls to 4-13 overall and 0-4 in the MW, as the Aggies move to 12-6 overall and 2-2 in the conference.

Senior Justin James led all scorers with 27 points, as he went over 1,700 points in his career. He was 10-of-21 from the field and added 10 rebounds for his sixth double-double of the season and 13th of his career. James has scored over 20 points in 11 games this season.

Freshman Trevon "TJ" Taylor added 14 points for back-to-back games in double-figures for the first time in his career. Taylor finished the night with a career-high four three-pointers. Freshman Walk-on Haize Fornstrom, who was just added to the roster played 10 minutes for the Pokes in his debut.

Wyoming shot 40 percent from the field on the night going 20-of-50. The Aggies after opening the game 4-of-16 finished the night shooting 47 percent. Wyoming, who averages 24 free throw attempts recorded only 13 on the night. Utah State held a 40-29 advantage on the glass for the night. Wyoming took excellent care of the basketball recording nine tying for the second fewest this season.



**Jake Hendricks**  
G, 6-5, 170, Jr.  
Smithfield, Utah



**Justin James**  
G, 6-7, 190, Sr.  
Port Saint Lucie, Fla.



**A.J. Banks**  
G, 6-2, 163, Jr.  
Las Vegas, Nev.



**Tariq Johnson**  
G, 6-5, 206, Fr.  
College Park, Md.



**Hunter Thompson**  
F, 6-10, 235, R Fr.  
Pine Bluffs, Wyo.



**Trace Young**  
G/F, 6-9, 179, Fr.  
Owensboro, Ky.



**Bradley Belt**  
G, 6-4, 199, Fr.  
Huntsville, Ala.



**Trevon "TJ" Taylor**  
G/F, 6-6, 197, Fr.  
Chesapeake, Va.



**Austin Mueller**  
F, 6-6, 210, So.  
Highlands Ranch, Colo.



**Brandon Porter**  
F, 6-8, 193, Fr.  
Virginia Beach, Va.



**Hunter Maldonado**  
G, 6-7, 200, So.  
Colorado Springs, Colo.



**Jordan Naughton**  
F, 6-10, 234, Sr.  
Rancho Cucamonga, Calif.



**KC Henry**  
G, 6-0, 195, R-So.  
Lingle, Wyo.



**Haize Fornstrom**  
G, 6-4, 185, Fr.  
Pine Bluffs, Wyo.



**Allen Edwards**  
Head Coach  
Third Season

RADIO-TV ROSTER

# 2018-19 GAME NOTES

## Alphabetical Roster

No.	Name	Pos.	Ht.	Wt.	Cl.	Exp.	Hometown (Last School)
2	A.J. Banks	G	6-2	163	Jr.	JC	Las Vegas, Nev. (Pratt CC (Kan.))
12	Bradley Belt	G	6-4	199	Fr.	HS	Huntsville, Ala. (Washington Academy)
55	Haize Fornstrom	G	6-4	185	Fr.	HS	Pine Bluffs, Wyo. (Pine Bluffs)
0	Jake Hendricks	G	6-5	170	Jr.	JC	Smithfield, Utah (Coll. of Southern Idaho)
40	KC Henry	G	6-0	195	RSo.	HS	Lingle, Wyo. (Lingle-Ft. Laramie)
1	Justin James	G	6-7	190	Sr.	3L	Port Saint Lucie, Fla. (Oldsmar Christian)
5	Tariq Johnson	G	6-5	206	Fr.	HS	College Park, Md. (Mt. Zion Prep)
24	Hunter Maldonado	G	6-7	200	So.	1L	Colorado Springs, Colo. (Vista Ridge)
14	Austin Mueller	F	6-6	210	So.	1L	Highlands Ranch, Colo. (Thunder Ridge)
33	Jordan Naughton	F	6-10	234	Sr.	3L	Rancho Cucamonga, Calif. (Etiwanda)
22	Brandon Porter	F	6-8	193	Fr.	HS	Virginia Beach, Va. (Washington Academy)
13	Trevon "TJ" Taylor	G/F	6-6	197	Fr.	HS	Chesapeake, Va. (Hillcrest Prep)
10	Hunter Thompson	F	6-10	235	RFr.	RS	Pine Bluffs, Wyo. (Pine Bluffs)
11	Trace Young	G/F	6-9	179	Fr.	HS	Owensboro, Ky. (Mt. Zion Prep)

## Numerical Roster

No.	Name	Pos.	Ht.	Wt.	Cl.	Exp.	Hometown (Last School)
0	Jake Hendricks	G	6-5	170	Jr.	JC	Smithfield, Utah (Coll. of Southern Idaho)
1	Justin James	G	6-7	190	Sr.	3L	Port Saint Lucie, Fla. (Oldsmar Christian)
2	A.J. Banks	G	6-2	163	Jr.	JC	Las Vegas, Nev. (Pratt CC (Kan.))
5	Tariq Johnson	G	6-5	206	Fr.	HS	College Park, Md. (Mt. Zion Prep)
10	Hunter Thompson	F	6-10	235	RFr.	RS	Pine Bluffs, Wyo. (Pine Bluffs)
11	Trace Young	G/F	6-9	179	Fr.	HS	Owensboro, Ky. (Mt. Zion Prep)
12	Bradley Belt	G	6-4	199	Fr.	HS	Huntsville, Ala. (Washington Academy)
13	Trevon "TJ" Taylor	G/F	6-6	197	Fr.	HS	Chesapeake, Va. (Hillcrest Prep)
14	Austin Mueller	F	6-6	210	So.	1L	Highlands Ranch, Colo. (Thunder Ridge)
22	Brandon Porter	F	6-8	193	Fr.	HS	Virginia Beach, Va. (Washington Academy)
24	Hunter Maldonado	G	6-7	200	So.	1L	Colorado Springs, Colo. (Vista Ridge)
33	Jordan Naughton	F	6-10	234	Sr.	3L	Rancho Cucamonga, Calif. (Etiwanda)
40	KC Henry	G	6-0	195	RSo.	HS	Lingle, Wyo. (Lingle-Ft. Laramie)
55	Haize Fornstrom	G	6-4	185	Fr.	HS	Pine Bluffs, Wyo. (Pine Bluffs)

## Starters and Lettermen Returning/Lost

### Starters Returning (2)

No.	Name	Pos.	Ht.	Wt.	Cl.	Exp.	PPG	RPG	APG	GP/GS
1	Justin James	G	6-7	190	Sr.	3L	18.2	6.0	3.1	32/32
24	Hunter Maldonado	G	6-7	200	So.	1L	5.3	2.2	1.1	29/19

### Starters Lost (3)

No.	Name	Pos.	Ht.	Wt.	Cl.	Exp.	PPG	RPG	APG	GP/GS
5	Alan Herndon	F	6-9	210	Sr.	4L	11.8	5.7	2.0	33/32
20	Hayden Dalton	F	6-8	185	Sr.	3L	17.7	7.8	2.6	33/33
10	Cody Kelley	G	5-11	180	So.	2L	5.2	2.4	2.9	33/23

### Other Lettermen Returning (3)

No.	Name	Pos.	Ht.	Wt.	Cl.	Exp.	PPG	RPG	APG	GP/GS
14	Austin Mueller	F	6-6	210	So.	1L	1.1	0.5	0.1	13/0
33	Jordan Naughton	F	6-10	234	Sr.	3L	2.0	1.2	0.0	9/0

## Newcomers

No.	Name	Pos.	Ht.	Wt.	Cl.	Exp.	Hometown (Last School)
0	Jake Hendricks	G	6-5	170	Jr.	JC	Smithfield, Utah (Coll. of Southern Idaho)
2	A.J. Banks	G	6-2	163	Jr.	JC	Las Vegas, Nev. (Pratt CC (Kan.))
5	Tariq Johnson	G	6-5	206	Fr.	HS	College Park, Md. (Mt. Zion Prep)
11	Trace Young	G/F	6-9	179	Fr.	HS	Owensboro, Ky. (Mt. Zion Prep)
12	Bradley Belt	G	6-4	199	Fr.	HS	Huntsville, Ala. (Washington Academy)
13	Trevon "TJ" Taylor	G/F	6-6	197	Fr.	HS	Chesapeake, Va. (Hillcrest Prep)
22	Brandon Porter	F	6-8	193	Fr.	HS	Virginia Beach, Va. (Washington Academy)

## Pronunciations

14 - Austin Mueller (MUE-ler)

## Roster Breakdown

### By Class

Seniors (2)			
Justin James	G	6-7	190
Jordan Naughton	F	6-10	234

Juniors (2)			
A.J. Banks	G	6-2	163
Jake Hendricks	G	6-5	170

Sophomores (3)			
Hunter Maldonado	G	6-7	200
Austin Mueller	F	6-6	210
KC Henry (RS)	G	6-0	195

Freshman (7)			
Bradley Belt	G	6-4	199
Tariq Johnson	G	6-5	206
Brandon Porter	F	6-8	193
Trevon "TJ" Taylor	F	6-6	197
Hunter Thompson (RS)	F	6-10	235
Trace Young	F	6-9	179
Haize Fornstrom	G	6-4	185

### By Position

Guards (8)			
Justin James	G	6-7	190
A.J. Banks	G	6-2	163
Jake Hendricks	G	6-5	170
Hunter Maldonado	G	6-7	200
Bradley Belt	G	6-4	199
Tariq Johnson	G	6-5	206
KC Henry	G	6-0	195
Haize Fornstrom	G	6-4	185

Forwards (6)			
Jordan Naughton	F	6-10	234
Austin Mueller	F	6-6	210
Brandon Porter	F	6-8	193
Trevon "TJ" Taylor	F	6-6	197
Hunter Thompson (RS)	F	6-10	235
Trace Young	F	6-9	179

### By High School or Transfer

High School (12)			
Justin James	G	6-7	190
Hunter Maldonado	G	6-7	200
Austin Mueller	F	6-6	210
Jordan Naughton	F	6-10	234
Hunter Thompson	F	6-10	235
Brandon Porter	F	6-8	193
Trevon "TJ" Taylor	F	6-6	197
Trace Young	F	6-9	179
Bradley Belt	G	6-4	199
Tariq Johnson	G	6-5	206
KC Henry	G	6-0	195
Haize Fornstrom	G	6-4	185

Transfers (2)			
A.J. Banks	G	6-2	163
Jake Hendricks	G	6-5	170

## Mountain West Preseason Poll

### 2018-19 Preseason Predicted Order of Finish:

School	Points (First-Place Votes)
Nevada	207 (18)
San Diego State	188 (1)
New Mexico	153
Boise State	139
Fresno State	138
UNLV	122
Wyoming	88
Colorado State	80
Utah State	78
Air Force	42
San Jose State	19

### 2018-19 Preseason All-Conference Team:

Jordan Caroline, Nevada  
 Deshon Taylor, Fresno State  
 Caleb Martin, Nevada  
 Justin James, Wyoming  
 Cody Martin, Nevada

### 2018-19 Preseason Player of the Year:

Caleb Martin, Nevada

### 2018-19 Preseason Freshman of the Year:

Jordan Brown, Nevada

### 2018-19 Preseason Newcomer of the Year:

Vance Jackson, New Mexico

## 2017-18 Results

Date	Opponent (TV)	Time (MT)
11/3	Regis (Exhibition)	W, 75-65
11/10	Chattanooga	W, 74-65
11/13	at Oregon State (Pac-12 Network)	W, 75-66
11/20	South Dakota State #	W, 77-65
11/21	Louisiana #	W, 70-61
11/22	#12 Cincinnati	L, 53-78
11/26	New Mexico Highlands	W, 83-70
11/29	at Denver (Altitude 2)	L, 78-88
12/2	Drake ^	W, 96-87 2 OT
12/6	at South Carolina (SEC Network)	L, 64-80
12/9	Pacific	W, 86-72
12/12	Eastern Washington	W, 93-88 OT
12/16	Texas Southern	W, 72-66
12/19	Northern Colorado	L, 84-91
12/27	San Diego State * (ESPN3)	W, 82-69
1/3	at Nevada * (CBSSN)	L, 92-83
1/6	Boise State * (AT&T SportsNet)	W, 79-78 OT
1/10	at New Mexico * (Stadium)	L, 66-75
1/13	Colorado State * (CBSSN)	L, 73-78
1/20	at Utah State *	W, 85-77
1/24	Nevada * (ESPNU)	W, 104-103 2OT
1/27	at San José State *	W, 90-86 OT
1/31	at Colorado St. * (AT&T SportsNet)	W, 91-86 2OT
2/3	Fresno State * (AT&T SportsNet)	L, 62-80
2/7	Utah State *	W, 83-65
2/10	at UNLV * (CBSSN)	L, 70-85
2/14	at San Diego State * (CBSSN)	L, 77-87
2/17	San José State *	W, 89-75
2/20	New Mexico * (AT&T SportsNet)	L, 114-119
2/24	at Fresno State * (ESPNU)	W, 78-68
2/28	Air Force *	W, 66-54
3/3	at Boise State * (AT&T SportsNet)	L, 87-95
3/7	vs. San José State \$	W, 74-61
3/8	vs. New Mexico \$	L, 75-85

**Bold** indicates home games

\* Indicates Mountain West games

# Cayman Island Classic

^ MW/MVC Challenge

! Game played in Torrington, Wyo.

**Changes In the Starting Five:** Wyoming used its 11th starting lineup of the season last Saturday against Utah State. The 11 different starting five ranks as the second most in the nation this season. UT Arlington of the Sun Belt has used 12 different lineups this season.

**Its Notable:** The Wyoming Cowboys feature six players who are out of the lineup. That group is responsible for 42 percent (assists leading to baskets/points) of the Cowboys scoring this season. Senior guard Justin James has contributed to 43 percent of the Pokes scoring. But since Wyoming has had seven scholarship players with two seniors, a junior and four freshman (Dixie State was first contest) James has contributed 40 percent of the teams scoring, while the six other available players are responsible for 60 percent of the scoring. Better yet over those last five games, the group of seven players has held the opponent to 43 percent from the field, as prior teams were shooting 46 percent.

**James Gets to 20 Once Again:** Senior Justin James scored 27 points against Utah State for his first 20-plus scoring contest since scoring 22 at UTEP. He also added 10 rebounds for his first double-double since South Carolina. He has grabbed five double-doubles on the season.

**Taylor Goes Back-to-Back:** Freshman T.J. Taylor has scored in double-figures in back-to-back games for the first time in his career. He scored 10 points at San Diego State and added 14 points with a career-high four three pointers against Utah State. He scored the first eight points of the game for Wyoming in that contest.

**Fornstrom Makes Debut:** Freshman Haize Fornstrom, a walk-on wide receiver from the Cowboys football team was added to the roster prior to Utah State. He played 10 minutes against the Aggies and added one steal, which came against Sam Merrill.

**Maldonado to Redshirt:** Sophomore guard Hunter Maldonado, who has been out since December 11 will seek a medical redshirt, as University of Wyoming head coach Allen Edwards announced the decision on Thursday. He ranked second on the Pokes in scoring at 13.8 per game and rebounds at 6.8.

**Cowboys Add Covrig to Roster:** Wyoming has added a walk-on to the roster in guard 6-5, 215-pound Caius Covrig. He previously played at Longwood University and redshirted in 2016-17. He will have two years of eligibility for the Pokes. He prepped at Hillcrest Prep in Arizona. He captained the team as a senior and earned all-state first team honors after averaging 20.0 points, 12.0 rebounds and 5.0 assists per game. He is a native of Bucharest, Romania and has played on the Romanian National Team at various levels. He will be eligible to play in late December of next season.

**One of the Best in the West:** Senior guard Justin James has 1,713 points in his career at Wyoming. He ranks eighth all-time at UW and is 21st among active players in the NCAA. He has the second most active points in the MW, as Jordan Caroline of Nevada has 1,811 points.

**Under 60:** The Cowboys have slowed the tempo down over the last five games. The Pokes have been held under 60 points in the four conference contests. Wyoming has only attempted 46 shots in those games. Wyoming had been averaging 55 per game prior to the last five games. Wyoming has also held teams below its season average in three-of-the-four conference games.

**Protecting the Rim:** The Pokes have protected the rim in conference play. In fact, Wyoming has had four or more blocks in four of the last five games. Wyoming's season high is five coming against Northern Colorado in conference play.

**Not Getting the Freebies:** The Pokes headed into the Utah State game averaging 24 free throw attempts per game, which rank in the top-25 in the nation. Against the Aggies, Wyoming attempted only 13 free throws, which is a season-low.

**How About This:** Senior Justin James is the only guard in the nation this season to averages over 20 points per game and nine rebounds. In fact he is one of only five players to do so.

**Mr. James Freebies:** Senior Justin James ranks second in the nation with 156 free throw attempts. He has made 117 for fourth in the nation.

**How About This:** Senior Justin James is a very experienced player for Wyoming. With the seven players on the Wyoming roster, he is the only player besides Jordan Naughton (Nine Games) that played Division I basketball last season. Wyoming had a redshirt in Hunter Thompson and junior college transfer in A.J. Banks and three prep school players in Young, Taylor and Porter.

**In the Second Half:** The Pokes have scored over 100 more points in the second half this season. In fact, it is 634 to 499. Wyoming is shooting 45 percent from the field in the second half on the year and are only shooting 38 percent in the first half.

**Interview Requests**

Interviews, either in person or via telephone, with members of UW's coaching staff and student-athletes must be coordinated through Assistant Athletic Director for Communications Nick Seeman at least one day in advance.

Home and/or cell phone numbers will not be provided to the media, by the coaches, student-athletes, or the athletic department. Media are asked not to request an individual's personal contact information, including e-mail and cell number, but rather to contact Nick.

**All-Time Leading Scorers**

1. Fennis Dembo (1985-88)	2,311
2. Brandon Ewing (2006-09)	2,168
3. Flynn Robinson (1963-65)	2,049
4. Eric Leckner (1985-88)	1,938
5. Josh Adams (2013-16)	1,819
6. Reginald Slater (1989-92)	1,809
7. Charles Bradley (1978-81)	1,744
8. <b>Justin James (2015-Pres.)</b>	<b>1,713</b>
9. Jeron Roberts (1995-98)	1,599
10. Carl Ashley (1968-70)	1,598
11. Harry Hill (1967-69)	1,595
12. Bill Garnett (1979-82)	1,594
13. Jay Straight (2002-05)	1,550
14. Tim Breaux (1989-92)	1,512
15. Leon Clark (1989-92)	1,497
16. Tony Windis (1957-59)	1,465
17. Josh Davis (1999-02)	1,439
18. Larry Nance, Jr. (2012-15)	1,386
19. Marcus Bailey (2000-03)	1,356
20. Stan Doods (1968-70)	1,333



**Banks is Solid in Homecoming:** Junior A.J. Banks played in front of over 40 family and friends in Las Vegas on Saturday. He made it a great homecoming for sure. He added nine points, six rebounds and three steals, which tied a season high.

**James is Cleaning Up The Glass:** Senior Justin James can really do it all. Wyoming's leader is grabbing 9.3 rebounds per game to rank third in the conference and No. 36 in the nation. In fact, he grabs 8.1 defensive rebounds per game with the number ranking eighth in the nation.

**JJ Nears Top-10 in Field Goals:** Senior Justin James is starting to make a mark in the Wyoming record books. He already ranks in the top-10 in career scoring and is nearing the top-10 in field goals made. He has 560 in his career and is three away from passing Harry Hill for 10th all-time at Wyoming.

**At The Line:** Wyoming heads into Saturday's game ranking No. 37 in the nation in free throws made with 288. That number is also second in the MW behind Nevada.

**Young Has Quite The Debut:** True freshman Trace Young was sprung into action against Dixie State, as a redshirt prior he was inserted into the lineup due to injuries. It was an impressive debut with 16 points and six rebounds, as he also hit the game winner with 0.3 seconds left. He hit the first and last shot of the game and finished the night 4-of-7 from behind the arc. To top it all off it was Young's birthday.

**Players Out:** The Cowboys have been bit by the injury bug this season. Wyoming has four rotation players out including three starters. Hendricks is out with a knee injury, Maldonado is out with a back injury, Mueller tore his ACL and Johnson is dealing with a medical issue. If you add the averages together, Wyoming is 34 percent of the teams scoring on the season and 29 percent of the teams rebounds.

**A Change of Pace:** The Cowboys have changed up their playing style with the batch of injuries.. Wyoming averaged 55.9 shot attempts per game heading into Dixie State. Wyoming slowed the game down against Dixie State with a season-low 43 shot attempts then another low of 40 against Boise State. It was also the lowest number in the Edwards' era. Under Edwards, Wyoming has averaged 58 attempts per game in the three years under Edwards.

**Banks Has Career Night:** Junior A.J. Banks had a career game against UTEP with career bests with 18 points, eight rebounds and three assists. He was 6-of-10 from the field. He was also strong on the defensive end of the floor forcing three turnovers on the night, which also marked a career best.

**Thompson Goes Off:** Redshirt freshman Hunter Thompson recorded a career-high 25 points against ETSU. He hit a career-high seven threes on eight attempts. It marks back-to-back games a Poke has hit seven threes. He scored all 25 of his points in the second half and scored those 25 points in 19 minutes of play.

**James into the Top-10:** Senior Justin James moved up into the top-10 in career scoring at Wyoming with his 26 points against Denver. He has 1,713 points in his career. He moved past Bill Garnett, Harry Hill, Carl Ashley, and Jeron Roberts in that game as his sits eighth all-time at Wyoming and is 32 points shy of passing Charles Bradley for seventh at UW.

**Big Win for Brown and Gold:** The Cowboys picked up a big home win against South Carolina. With the 73-64 victory Wyoming defeated an SEC team at home for the first time since 2002 when the Pokes defeated South Carolina. Wyoming defeated its first Power Five team at home since downing Colorado during the 2014-15 season.

**Getting Defensive:** The Pokes got defensive in their win over South Carolina. Wyoming allowed a season low 64 points and held the Gamecocks to a season-low 33 percent from the field. The Pokes held the Gamecocks to 29 percent in their second half comeback. The 33 percent was the lowest allowed by the Cowboys since holding Louisiana to 33 percent from the field last season at the Cayman Islands Classic.

**He Did What?:** Senior guard Justin James had a career night at Evansville. He scored a career best 34 points and added a career-best 20 rebounds. It was the most rebounds for the Cowboys since 2017, when Hayden Dalton grabbed 20 against Fresno State. It also marked the second time this season a player has over 30 points and 20 rebounds in a game this season in the NCAA. The 20 rebounds was a high in the MW this season.

### Record Watch

#### FIELD GOALS MADE

1.	Fennis Dembo	1985-88	823
2.	Flynn Robinson	1963-65	764
3.	Eric Leckner	1985-88	753
4.	Charles Bradley	1978-81	652
5.	Reginald Slater	1989-92	644
6.	Brandon Ewing	2006-09	639
7.	Carl Ashley	1968-70	605
8.	Leon Clark	1964-66	581
9.	<b>Justin James</b>	<b>2015-Pres.</b>	<b>575</b>
10.	Bill Garnett	1979-82	574

#### FIELD GOALS ATTEMPTED

1.	Flynn Robinson	1963-65	1,770
2.	Fennis Dembo	1985-88	1,628
3.	Brandon Ewing	2006-09	1,464
4.	Tony Windis	1957-59	1,390
5.	Carl Ashley	1968-70	1,380
6.	Josh Adams	2013-16	1,333
7.	Harry Hall	1967-69	1,314
8.	<b>Justin James</b>	<b>2015-Pres.</b>	<b>1,298</b>
9.	Eric Leckner	1985-88	1,231
10.	Leon Clark	1964-66	1,224

#### GAMES PLAYED

1.	Alan Herndon	2014-18	133
2.	Eric Leckner	1985-88	131
3.	Josh Adams	2013-16	130
4.	Fennis Dembo	1985-88	129
	Turk Boyd	1985-88	129
6.	David Lodgins	1985-88	128
7.	Sean Dent	1984-88	127
8.	Brandon Ewing	2006-09	126
9.	Adam Waddell	2009-12	124
10.	Larry Nance Jr.	2012-15	123
	Jason McManamen	2013-17	123
	<b>Justin James</b>	<b>2015-Pres.</b>	<b>116</b>

#### 3-POINT FIELD GOALS MADE

1.	Jason McManamen	2013-17	210
2.	Brandon Ewing	2006-09	193
3.	Josh Adams	2013-16	187
4.	Riley Grabau	2012-15	171
5.	Jay Straight	2002-05	169
6.	LaDrell Whitehead	1995-97	168
7.	Reggie Fox	1987-89	165
8.	Hayden Dalton	2016-18	147
9.	Alexander Aka Gorski	2015-18	143
	Fennis Dembo	1985-88	143
	<b>Justin James</b>	<b>2015-Pres.</b>	<b>127</b>

#### FREE THROWS MADE

1.	Brandon Ewing	2006-09	697
2.	Fennis Dembo	1985-88	522
3.	Reginald Slater	1989-92	521
	Flynn Robinson	1963-65	521
5.	Jeron Roberts	1995-98	507
6.	Brad Jones	2006-08	476
7.	Josh Adams	2013-16	472
8.	Harry Hall	1967-69	471
9.	Bill Garnett	1979-82	446
	<b>Justin James</b>	<b>2015-Pres.</b>	<b>436</b>

**Speaking of James:** Senior Justin James is in the elite of elite this season in the NCAA. He is one of four active players in college basketball that has over 1,700 points, 600 rebounds and 200 assists.

**Double-Digit Comeback:** The Cowboys trailed at Evansville by 15 points in the first half. Wyoming battled back to take a one point lead in the final eight minutes. Wyoming has erased double-digit deficits in back-to-back games after trailing Richmond by 11 points at the Fort Myers Tip-Off. Wyoming trailed by 10 points against UNC and tied the game, but could not take the lead back.

**What A Comeback:** The Cowboys trailed Richmond by 11 points in the second half. The Pokes made a comeback including finishing the game on a 7-0 run to secure the largest comeback this season. Senior Justin James second the final five points of the game in the final 66 seconds.

**Trio Leads Pokes:** The Cowboys were led in scoring against Grambling by Justin James with 23 points, Hunter Maldonado and TJ Taylor with 21 apiece. It marked the first time since last season three players have scored 20 or more points when Hayden Dalton, Louis Adams and Justin James all scored 20 or more points against New Mexico. In fact, it was only the third time since 2002 the feat had ever been reached by the Cowboys.

**First Time in A Long Time:** TJ Taylor became the first Cowboy freshman to score over 20 points in a game since Desmar Jackson scored 31 points at Utah in 2010. He finished with 21 points and was 6-of-9 from the field against Grambling and also added seven rebounds. He finished 3-of-4 from behind the arc. He played a career-high 31 minutes in the contest.

**Maldo Goes Off:** Sophomore Hunter Maldonado had quite the game against Grambling State. In fact it was a career night. Maldonado added a career-high 21 points with 15 coming in the second half. He also added 12 rebounds for his first career double-double.

**What A Half:** Wyoming opened the contest against Grambling State with 52 first half points. It was the most points since scoring 53 against New Mexico last season on Feb. 20. Wyoming shot 50 percent from the field in the opening frame against Grambling State. Wyoming also had 52 points in the second half against UNC.

**James Nearly Makes History:** Senior guard Justin James recorded 18 points, 10 rebounds and nine assists at OSU. He had a hand in two-thirds of the Cowboys baskets at Oregon State. He recorded his ninth career double-double and second of the season. If he would have added one more assist, it would have been the first triple-double since Justin Williams against Utah on March 10, 2006, when he had 10 points, 15 rebounds and 12 blocks.

**Heres the Dish:** Senior Justin James recorded a career-high nine assists in the Cowboys contest at Oregon State. James' nine assists were the most since JayDee Luster had nine against New Mexico on Jan. 16, 2010.

**Porter's Career Day:** True freshman Brandon Porter earned his first career start at Oregon State on Saturday. He finished the night with 10 points and five rebounds, as both were career highs. he hit his first career shot, which was a three pointer to open the game.

**James Named to Preseason All-MW Team:** Nevada senior guard Caleb Martin was named the MW Preseason Player of the Year, while Nevada freshman Jordan Brown is the Freshman of the Year. New Mexico's Vance Jackson was named the Newcomer of the Year. The Preseason All-MW team features James for the second-straight season. James was a First Team All-Mountain West selection this season averaging 18.9 points per game to go along with 6.0 rebounds per night and 3.1 assists per game. In conference play, James averaged 20.8 points per game ranking second in the MW. James scored 20 or more points 15 times this season including a career-high 33 points on two occasions. He has 1,355 career points with the Cowboys, as the senior has averaged 13.7 points per game in his career. Others on the Preseason All-MW team include Jordan Caroline, Caleb Martin and Cody Martin of Nevada along with Fresno State's Deshon Taylor.



## The "Dome of Doom" Enters 37th Full Season

The 2018-19 season marks the 37th full season that the Arena-Auditorium (capacity: 11,445) is home to Wyoming basketball. Whether you call it the Arena-Auditorium, the Double A or "The Dome of Doom," Wyoming fans have created an atmosphere that has helped Wyoming win **74 percent** of its home games.

Wyoming's record in the Arena-Auditorium:

**Overall AA Record: 417-147 (.742)**  
**Conference Record in AA: 187-105 (.648)**  
**Nonconference Record in AA: 231-42 (.857)**

Wyoming's MW-era record in the Arena-Auditorium (18 seasons):

**Overall Record in AA Since Joining MW: 233-85 (.746)**  
**MW Record in AA: 91-61 (.608)**  
**Nonconference Record in AA: 142-24 (.874)**

### Wins on National Television Since 1995-96:

Jan.24, 2018 104-103 2OT win over No. 23 Nevada on ESPNU  
 Jan. 9, 2016 59-57 Win over UNLV on CBS Sports Network  
 Feb. 11, 2014 68-62 Win over SDSU on ESPNU  
 Feb. 21, 2005 69-65 Win over SDSU on ESPN Big Monday  
 Jan. 17, 2005 83-71 Win over BYU on ESPN Big Monday  
 March 3, 2003 69-66 Win over UNLV on ESPN Big Monday  
 Feb. 28, 2000 88-61 Win over Utah on ESPN Big Monday  
 Feb. 27, 1999 79-76 Win over UNLV on ESPN  
 Jan. 4, 1997 89-61 Win over BYU on ESPN2  
 Feb. 12, 1996 80-76 Win over Utah on ESPN Big Monday  
 Jan. 13, 1996 61-58 Win over New Mexico on ESPN2

### Wins Over Top-25 Ranked Teams Since 1995-96:

Jan.24, 2018 104-103 2OT win over No. 23 Nevada  
 Feb. 11, 2014 68-62 Win over No. 5 ranked San Diego St.  
 Jan. 19, 2013 58-45 Win over No. 15 ranked San Diego St.  
 Dec. 1, 2012 76-69 Win over No. 19 ranked Colorado  
 Feb. 4, 2011 68-66 Win over No. 11 ranked UNLV  
 Feb. 28, 2000 88-61 Win over No. 24 ranked Utah  
 Jan. 14, 1999 96-93 Win over No. 20 ranked TCU  
 Feb. 12, 1998 62-56 Win over No. 5 ranked Utah  
 Jan. 10, 1998 58-55 Win over No. 10 ranked New Mexico



Feb. 12, 1996 80-76 Win over No. 7 ranked Utah  
 Jan. 13, 1996 61-58 Win over No. 25 ranked New Mexico

### Wins Over Nationally-Prominent Coaches Since 1995-96

Feb. 11, 2014 68-62 Win over San Diego St.'s Steve Fisher  
 Jan. 19, 2013 58-45 Win over San Diego St.'s Steve Fisher  
 Jan. 8, 2011 67-66 Win over New Mexico's Steve Alford  
 Feb. 18, 2009 77-68 Win over UNLV's Lon Kruger  
 Jan. 10, 2007 86-76 (OT) Win over UNLV's Lon Kruger  
 March 2, 2002 57-56 Win over Utah's Rick Majerus  
 Feb. 28, 2000 88-61 Win over Utah's Rick Majerus  
 Feb. 12, 1998 62-56 Win over Utah's Rick Majerus  
 Feb. 12, 1996 80-76 Win over Utah's Rick Majerus  
 Jan. 19, 1995 63-56 Win over Utah's Rick Majerus  
 Feb. 5, 1994 60-55 Win over Utah's Rick Majerus  
 Jan. 19, 2013 58-45 Win over San Diego St.'s Steve Fisher  
 Jan. 9, 2010 85-83 Win over San Diego St.'s Steve Fisher  
 Jan. 14, 2009 83-79 Win over San Diego St.'s Steve Fisher  
 Feb. 17, 2007 80-71 Win over San Diego St.'s Steve Fisher  
 Feb. 21, 2005 69-65 Win over San Diego St.'s Steve Fisher  
 Jan. 26, 2004 79-71 Win over San Diego St.'s Steve Fisher  
 Feb. 3, 2001 101-66 Win over San Diego St.'s Steve Fisher  
 Jan. 29, 2000 93-87 Win over San Diego St.'s Steve Fisher  
 Dec. 19, 2002 77-63 Win over South Carolina's Dave Odom  
 Jan. 14, 1999 96-93 Win over TCU's Billy Tubbs  
 Jan. 8, 1998 65-46 Win over UTEP's Don Haskins  
 Jan. 15, 1996 72-68 Win over UTEP's Don Haskins

## Wyoming's Home Record in Arena-Auditorium

(The Arena-Auditorium opened for the last game of the 1981-82 season when Wyoming defeated Air Force 59-29 on Feb. 20, 1982)

Season	Overall	Home Records	Conference	Conference	NIT	CBI
			Home Records	Tournament Records	Records	Records
2018-19	3-6		0-2			
2017-18	12-4		6-3			
2016-17	19-3 (.842)		6-3 (.667)			5-0 (1.000)
2015-16	10-6 (.625)		5-4 (.555)			
2014-15	17-2 (.894)		7-2 (.778)			
2013-14	14-4 (.778)		6-3 (.667)			
2012-13	13-6 (.684)		3-5 (.375)			1-1 (.500)
2011-12	16-3 (.842)		4-3 (.571)			1-0 (1.000)
2010-11	10-7 (.588)		3-5 (.375)			
2009-10	9-9 (.500)		3-5 (.375)			
2008-09	12-4 (.800)		5-3 (.625)			0-1 (.000)
2007-08	8-6 (.571)		3-5 (.375)			
2006-07	12-2 (.857)		6-2 (.750)			
2005-06	9-8 (.529)		3-5 (.375)			
2004-05	11-3 (.786)		5-2 (.714)			
2003-04	10-5 (.667)		4-3 (.571)			
2002-03	12-3 (.800)		4-3 (.571)		1-0 (1.000)	
2001-02	13-1 (.929)		6-1 (.857)			
2000-01	11-2 (.846)		6-1 (.857)		0-1 (.000)	
1999-00	12-1 (.923)		6-1 (.857)			
1998-99	12-2 (.857)		6-1 (.857)		1-0 (1.000)	
1997-98	13-2 (.867)		6-1 (.857)		0-1 (.000)	
1996-97	8-3 (.727)		6-2 (.750)			
1995-96	10-4 (.714)		7-2 (.778)			
1994-95	9-5 (.643)		6-3 (.667)			
1993-94	8-5 (.615)		5-4 (.556)			
1992-93	9-4 (.692)		5-4 (.556)			
1991-92	9-4 (.692)		5-3 (.625)			
1990-91	13-5 (.722)		4-4 (.500)	1-1 (.500)	1-0 (1.000)	
1989-90	9-5 (.643)		4-4 (.500)			
1988-89	10-6 (.625)		3-5 (.375)			
1987-88	13-1 (.929)		7-1 (.875)			
1986-87	11-3 (.786)		6-2 (.750)			
1985-86	16-3 (.842)		7-1 (.875)	2-1 (.667)	3-0 (1.000)	
1984-85	12-4 (.750)		5-3 (.625)			
1983-84	11-3 (.786)		6-2 (.750)	1-0 (1.000)		
1982-83	10-3 (.769)		6-2 (.750)			
1981-82	2-0 (1.000)		2-0 (1.000)			
<b>Totals</b>	<b>417-147 (.747)</b>		<b>187-105 (.648)</b>	<b>4-2 (.667)</b>	<b>6-2 (.750)</b>	<b>8-2 (.800)</b>

# HEAD COACH ALLEN EDWARDS



Allen Edwards enters his third season with the Cowboys. With 20-wins last season, Edwards became the first coach in Wyoming history to win at least 20 games in his first two seasons.

Edwards helped the Pokes make NCAA history last season. Wyoming became only the second team in NCAA history to go 6-0 in overtime games in a single season. Edwards teams have also gone 34-2 when leading at halftime in his first two seasons.

Last season, Edwards helped mentor Justin James, Hayden Dalton, Alan Herndon and Louis Adams to Mountain West honors. James and Dalton were All-MW selections. Herndon was named MW Defensive Player of the Year by the Media. Adams was named the conference's Sixth Man of the Year by the Media.

James and Dalton also earned NABC All-District honors. Dalton participated in the NABC's Reese College All-Star Game during Final Four weekend.

Edwards mentored the Cowboys to their highest team GPA in school history last spring. With that seven Cowboys earned their degrees. But success also came on the floor, as three of those players signed professional contracts. Herndon and Dalton also saw time in the NBA Summer League.

His first season was one to remember as the Cowboys won the 2017 College Basketball Invitational defeating Coastal Carolina. The Cowboys won their first postseason title since winning an NCAA Championship in 1943

Edwards' recorded 23 wins in his first season. Of the 29 first-year head coaches in Division-I basketball, Edward's 23 wins are tied for the third-highest total behind only New Mexico State's Paul Weir (28) and Valparaiso's Matt Lottich (24).

In 2016-17, Justin James was named the MW Sixth Man of the Year and also earned Third Team All-MW honors. He was also named the MVP of the CBI Tournament. Hayden Dalton earned Honorable Mention All-MW honors.

The Cowboys were also dominate on their home floor. Wyoming went an impressive 19-3 inside the Arena-Auditorium for the most home wins in school history during his first season.

The Wyoming offense was the most explosive in school history in 2016-17. UW scored the most points in school history and set a school and Mountain West record for three pointers made.

Edwards was introduced as the 21st head coach of the Cowboy basketball program by University of Wyoming Athletics Director Tom Burman on March 21, 2016. He had previously served as an assistant under former UW head coach Larry Shyatt the previous five seasons. With 12 appearances in postseason tournaments and 14 conference championships,

Edwards has created success during his playing career at Kentucky and as an assistant the past 14 seasons.

"An institution is fortunate when it has the opportunity to hire its next head coach from within a successful program," Burman said at the time of Edwards' hiring. "Larry Shyatt's Cowboy basketball legacy has allowed us to do that. We are thrilled to place its future in the hands of Allen Edwards. His basketball pedigree is undeniable, including two national championships with one of the game's most storied programs, Kentucky. He has coached with, and played under some of the game's finest coaches. During his five years here, his impact on our program has been significant, while earning the respect of our players. We believe Wyoming basketball has an extremely bright future."

"This opportunity to lead the Wyoming Cowboys is a blessing I'm truly thankful for," Edwards said. "I'd like to thank Larry Shyatt for bringing me to Laramie and allowing me to grow and develop as a professional with his help. My gratitude to Tom Burman, as well, for the faith that I can continue the tradition of success in the game of basketball and the game of life that Larry has established for this program."

Since joining the program in 2011, Edwards has helped the Pokes compile an overall record of 98-69. He added to his extensive postseason experience with the Cowboys qualifying for the CBI from 2012-14 and the NCAA Championships in 2015. That 2014-15 season included winning the Mountain West tournament title to secure the Pokes' first appearance in the NCAA tournament since 2002. During his time in Laramie, the Cowboys have claimed six wins over top-25 opponents, including one against a top-five foe, and six players have earned 15 all-conference honors, including a MW Player of the Year and two MW Defensive Players of the Year. He helped coach Larry Nance Jr., who was picked 27th overall in the first round of last year's NBA draft by the Los Angeles Lakers. Edwards also took the reins for one game on Jan. 22, 2014, to lead Wyoming to a come-from-behind 66-59 win at Air Force when Shyatt was ill.

"I want to congratulate coach Shyatt on the outstanding job he did at Wyoming," Nance said. "He took a 10-win program to nearly four-straight seasons with 20 wins. It's awesome to see him get some time to relax for a little bit. He's earned that. In the same breath, he couldn't be handing off the program to a more capable person. Coach Edwards is one of the smartest basketball minds I know, even at the NBA level. How he handles his players and staff, he commands respect and he deserves it. Allen is the right man for the job and he will continue the success there at Wyoming."

Edwards came to Wyoming from Western Kentucky, where he spent the 2010-11 season under Ken McDonald as an assistant coach. The Hilltoppers finished 16-16 overall, including 8-8 in the Sun Belt Conference, with a pair of first team all-conference players. Prior to WKU, Edwards spent 2009-10 as an assistant at Towson University under head coach Pat Kennedy.



The Edwards File

**Coaching History**

- 2016-present — Wyoming as Head Coach
- 2011-2016 — Wyoming as an Assistant Coach
- 2010-11 — Western Kentucky as an Assistant Coach
- 2009-10 — Towson University as an Assistant Coach
- 2006-09 — VCU as an Assistant Coach
- 2003-06 — Morehead State as an Assistant Coach
- 2002-03 — Kentucky as an Assistant Coach

**NCAA Championship Teams (2)**

- 1998 — NCAA Champions at Kentucky as a Player
- 1996 — NCAA Champions at Kentucky as a Player

**Postseason Berths (13)**

- (NCAA Tournament: 2 National Championships, 8 Appearances)
- (National Invitation Tournament: 1 Appearance)
- (College Basketball Invitational: 1 Title, 2 Quarterfinal Appearances, 4 Appearances)

- 2017- College Basketball Invitational Champions
- 2015 — NCAA Second Round at Wyoming as an Assistant Coach
- 2014 — CBI First Round at Wyoming as an Assistant Coach
- 2013 — CBI Quarterfinals at Wyoming as an Assistant Coach
- 2012 — CBI Quarterfinals at Wyoming as an Assistant Coach
- 2009 — NCAA First Round at VCU as an Assistant Coach
- 2008 — NIT First Round at VCU as an Assistant Coach
- 2007 — NCAA Second Round at VCU as an Assistant Coach
- 2003 — NCAA Elite Eight at Kentucky as an Assistant Coach
- 1998 — NCAA Champions at Kentucky as a Player
- 1997 — NCAA Runner-Up at Kentucky as a Player
- 1996 — NCAA Champions at Kentucky as a Player
- 1995 — NCAA Elite Eight at Kentucky as a Player

**Conference Championship Teams (14)**

- 2015 — MW Tournament Champions at Wyoming as an Assistant Coach
- 2009 — CAA Regular-Season and Tournament Champions as an Assistant Coach
- 2008 — CAA Regular-Season Champions as an Assistant Coach
- 2007 — CAA Regular-Season and Tournament Champions as an Assistant Coach
- 2003 — SEC Regular-Season and Tournament Champions as an Assistant Coach
- 1998 — SEC Regular-Season and Tournament Champions as a Player
- 1997 — SEC Tournament Champions as a Player
- 1996 — SEC Regular-Season Champions as a Player
- 1995 — SEC Regular-Season and Tournament Champions as a

HEAD COACH

Those two positions for Edwards came after a very productive three-year stint at Virginia Commonwealth University with head coach Anthony Grant from 2006-09. He helped guide the Rams to a 76-25 overall record during that time, including 45-9 in the Colonial Athletic Association, as the Rams won three conference regular-season titles and two tournament titles. VCU played in the NCAA tournament twice, including a first-round upset of Duke in 2007, and the NIT once. During that 2006-07 season, the Rams led the nation in three-point field goal percentage defense and were 10th in field goal percentage defense. Edwards helped cultivate Eric Maynor, the 20th overall pick in the 2009 NBA draft, and Larry Sanders, the 15th overall selection in the 2010 NBA draft.

Edwards' first full-time assistant position was at Morehead State from 2003-06 under head coach Kyle Macy. He previously spent the 2002-03 as a special assistant to head coach Tubby Smith at Kentucky, as he returned to complete his degree in sociology. During that season, the Wildcats went 16-0 in the SEC to win the conference regular season and tournament and advance to the NCAA's Elite Eight.

Edwards enjoyed a tremendous playing career at Kentucky from 1995-98 that included three seasons under Rick Pitino and one under Smith. The Wildcats advanced to three-straight Final Fours during Edwards' sophomore, junior and senior seasons, including winning national titles in 1996 and 1998. During his freshman campaign, Kentucky made the Elite Eight. With Edwards, the Wildcats compiled a 132-16 overall record and won three SEC regular-season crowns and three

tournament titles. He averaged 9.2 points, 3.3 assists and 3.3 rebounds as a senior. Following his collegiate career, Edwards played professionally in the CBA and the IBL.

A native of Miami, Edwards played his prep career at Miami Senior High School where he and his two brothers collected five prep state titles. Allen is married to the former LaTanya Webb, a two-time All-SEC volleyball player at Kentucky. They have two daughters, Mai'a and Landree, and a son, Jaxson.

# ASSISTANT COACH JEREMY SHYATT



Jeremy Shyatt begins his eighth season as an assistant coach for Wyoming during 2018-19. The oldest son of former head coach Larry Shyatt, Jeremy helped guide the Cowboys to a 25-10 overall record during the 2014-15 campaign for a Mountain West tournament title and Wyoming's first berth in the NCAA tournament since 2001-02. Shyatt was at North Florida for two seasons prior to coming to UW.

In 2017-18, Shyatt helped the Cowboys reach 20 wins for the second consecutive season. He also helped the Cowboys become only the second team in NCAA history to go a perfect 6-0 in overtime.

In 2016-17, Shyatt helped the Pokes to the College Basketball Invitational Championship. The Cowboys finished the season 23-15 overall and went 19-3 inside the Arena-Auditorium. Shyatt helped mentor Mountain West Sixth Man Justin James, as he also was named the Most Valuable Player of the CBI. Junior Forward Hayden Dalton also received Honorable-Mention All-MW honors. The Cowboys set a school record and MW record with 369 three-pointers last season.

During the 2015-16 season, Shyatt helped mentor Josh Adams, who averaged 24.7 points per game in 2015-16 for first in the Mountain West and third in the NCAA. Adams scored 740 points last season to break Wyoming's single-season record of 701 by Flynn Robinson in 1964-65. Adams also

made 94 threes last season to rank second in Cowboy single-season history, which includes a school-record nine in Wyoming's win at Colorado State.

At North Florida, Shyatt assisted head coach Matthew Driscoll, who was an assistant at Wyoming during the 1997-98 season under Larry. During his time with the Ospreys, Shyatt helped build a resurgence of the basketball program. North Florida won 28 games in the two years, after having won just 22 total games in the four years prior to that.

In 2010-11, UNF finished 15-19 overall and 10-10 in the Atlantic Sun Conference. The 15 wins matched the most in school history and the 10 conference wins also set a school record. The Ospreys fell one game short of the NCAA Tournament, losing to Belmont in the Atlantic Sun Championship game. It marked the first time that North Florida had played in a conference championship game. In addition, North Florida won the Mayan Division of the 2010 Cancun Challenge. Prior to their trip to Cancun, the Ospreys traveled to Wyoming and beat the Cowboys in the Arena-Auditorium.

At UNF, Shyatt was involved in many facets of the program including on-court coaching, recruiting, opponent scouting, team academic progress, housing, camps, skill development and was the team's video coordinator. He helped design the team's basketball locker room, and oversaw their Nike account and student-managers.

Prior to taking the job at UNF, Shyatt spent two seasons at Virginia Commonwealth University as the team's Director of Basketball Operations. During his stint at VCU, the Rams won two regular-season conference championships, advanced to the NCAA Tournament in 2009 and earned an NIT berth in 2008. He helped coach Eric Maynor, the 20th overall selection in the 2009 NBA draft and Larry Sanders, the 15th overall selection in the 2010 NBA draft.

Shyatt held the same Director of Basketball Operations title at East Carolina University from 2005-07.

From 2003-05, Shyatt was a volunteer assistant coach at the University of South Carolina. There, he earned a master's degree in integrated communication and advertising.


From 2002-05, Shyatt served as director of the Boys and Girls Summer Day Camps with the NBA's Cleveland Cavaliers. Through this camp, Shyatt was able to meet Cavaliers' star, Carlos Boozer, who presently plays for the Chicago Bulls. In 2004, Shyatt and Boozer hosted a camp together in Boozer's hometown of Juneau, Alaska. Shyatt also worked for the Five-Star Basketball Camp in Coraopolis, Pa., during the summers of 2003 and 2004 as camp commissioner and counselor.

Shyatt went to college at Clemson, where he was heavily involved in the Tigers' basketball program. As a freshman in 1999-00, he earned a varsity letter as a member of the team. He then became a student assistant coach for the next three seasons. In 2000, he was named to the All-ACC Honor Roll. He earned his bachelor's degree in marketing from Clemson in 2003.

Shyatt played high school basketball in both Laramie and Clemson, earning three letter awards. He played his junior season at Laramie High School and his sophomore and senior years at D.W. Daniel High School. As a senior, he was named all-area by Easley Progress and Anderson Independent Mail. He was also named Academic All-State by the High School Sports Report.

Shyatt was born in Cleveland, Ohio. He is the oldest of three children to Pam and Larry.

He is married to Felicia (Read) Shyatt. The couple married on May 27, 2017 in Arizona.



# ASSISTANT COACH SHAUN VANDIVER



University of Wyoming head coach Allen Edwards announced on April 5th that Shaun Vandiver will return to the Cowboy basketball program as an assistant coach. Vandiver was an assistant at Wyoming from 2005-10 and comes to UW after serving as the head coach at Emporia State for the last seven seasons.

"We are excited to be able to hire a man with such a great reputation and respect level in this business," Edwards said. "He is a man I have known since entering the business 17 years ago. I'm happy to have him as a member of our staff and bring him back home to the Cowboy Basketball Family."

Vandiver was an assistant for the Pokes from 2005-10 serving under head coaches Steve McClain and Heath Schroyer. He also served as a graduate assist at Wyoming for the 2002-03 season.

"I'm excited for the opportunity to join coach Allen Edwards and the staff in Laramie," Vandiver said. "My family and I are excited to head back to a community that we have wonderful memories

and affection for."

As a member of the Wyoming coaching staff, Vandiver helped lead the Cowboys to the Championship game of the 2006 Mountain West Tournament. During his time with the Pokes, he mentored nine players who earned All-MW honors.

"I like the way the Cowboy basketball program has progressed, and my goal is to help the coaching staff keep it going and take it to another level," Vandiver said. "I'm just ready to do whatever coach Edwards needs me to do for this program and I'm all in."

Vandiver led the Hornets to five Mid-America Athletic Association tournaments during his time at Emporia State. In his first season as head coach, he became only the second coach in MIAA history to lead his team to the tournament championship game in his first season. Last season, Emporia State nearly knocked off Mizzou on the road before falling to the Tigers 67-62.

Prior to his time as head coach at Emporia State, Vandiver was an assistant coach at Boise State. He was a key part of one of the biggest turnarounds in Boise State history in 2010-11. The Broncos were 22-13 and advanced to the semifinals of the CBI Tournament before falling to the Oregon Ducks 79-71 in Eugene, Ore. The 22 wins were a seven-game improvement over the previous year.

He began his coaching career in 2001-02 as volunteer assistant coach with Colorado while finishing his degree in sociology. In 2002-03, he moved on to Wyoming as a graduate assistant where he helped guide the Cowboys to a 21-11 record and an NIT berth. His first full-time coaching position was at Bowling Green State in 2003-04. He moved on to Northern Colorado for the 2004-05 season as the Bears were finishing their transition to NCAA Division I.

Vandiver transferred to Colorado following his freshman year at Hutchison Community College and was named Big



Eight Newcomer of the Year in 1989. His senior season, he led the Buffs to the National Invitation Tournament finals in New York City, where they finished third. He averaged a double-double in his career for the Buffaloes and ended his career as the third leading scorer (1,876) and rebounder (962) in CU history. After earning First-Team All-Big Eight honors as a junior and senior, he was selected by the Golden State Warriors with the 25th pick of the 1991 NBA Draft. After his collegiate career, Vandiver enjoyed a nine-year professional playing career in Europe. He played for teams in: Bologna, Italy (1991-92); Bilbao, Spain (1992-93); Girona, Spain (1993-94); Reggio Calabria, Italy (1994-95); Las Palmas, Spain (1995-97); and Madrid, Spain (1997-2001).

Vandiver, a native of Bolingbrook, Ill., is married to the former Danielle Dodgion. They have five children: Aubrey, a former Cowgirl

basketball player; Amber, a former Emporia State basketball player; Garin, a former Emporia State player; Alessandra and Gage.

# ASSISTANT COACH JERMAINE KIMBROUGH



Jermaine Kimbrough enters his third season on the Cowboys staff as an assistant coach. Kimbrough came to Laramie from Nevada and Cleveland State.

In 2017-18, Kimbrough helped the Cowboys reach 20 wins for the second consecutive season. He also helped the Cowboys become only the second team in NCAA history to go a perfect 6-0 in overtime.

In 2016-17, Kimbrough helped the Pokes to the College Basketball Invitational Championship. The Cowboys finished the season 23-15 overall and went 19-3 inside the Arena-Auditorium.

"My biggest point of emphasis with hiring this assistant position was to find a well-balanced guy," Edwards said at the time of Kimbrough's hiring. "I didn't want a coach that just specialized in one particular thing. I wanted a guy that's good on the floor, good with the student-athletes, good

with recruiting and good with scouting. I think Jermaine has shown the capability to excel in all those areas, so we are excited to welcome him to the Cowboy basketball family."

Kimbrough spent the 2015-16 season under head coach Eric Musselman at Nevada. The first-year staff guided the Wolf Pack to a 24-14 overall record, including a 10-8 mark in the conference for fourth in the Mountain West regular-season standings. More importantly, Nevada accepted a bid to the CBI and won the tournament for the MW's first postseason title in men's basketball. With Kimbrough's help, two Wolf Pack players earned four All-MW honors, including freshman forward Cameron Oliver being named to the All-MW Third Team, All-Defensive Team and All-Tournament Team.

Kimbrough came to Nevada after nine seasons from 2006-14 as an assistant under head coach Gary Waters at Cleveland State. During that time he helped the Vikings to a pair of Horizon League Championships, one NCAA tournament, three NIT trips and a CollegelInsider.com Tournament appearance. Cleveland State had five 20-wins campaigns in Kimbrough's nine seasons with a 157-112 overall record. He also coached Norris Cole at CSU, who was selected in the 2011 NBA draft.

Kimbrough's coaching career started at the NJCAA's Howard College where he spent two seasons as an assistant from 2001-03. He moved on to serve as Director of Operations at Cleveland State in 2003-04 and Massachusetts in 2004-05. During that season the Minutemen knocked off No. 2 Connecticut, No. 20 George Washington and No. 23 Florida State. Kimbrough would move on to serve as an assistant coach for one season at IPFW before returning to Cleveland State.

During his playing career, Kimbrough spent two seasons at St. Catherine College, before transferring to Virginia Tech for two seasons from 1998-2000. He would go on to graduate from Virginia Tech with his bachelor's degree in psychology in 2001.

Kimbrough played his prep career at Shaker Heights High School in Cleveland and earned all-league honors four times and all-city accolades three times. He was named second-team all-state as a senior after averaging 26 points per game.

"I'm extremely excited about this promising opportunity to work at Wyoming under coach Edwards," Kimbrough said at the time of his hiring. "I feel like everything is in place for the Cowboys to compete for championships year after year. I look forward to getting started right away with the student-athletes and staff."

Jermaine and his wife, Tameka, have five children.



## ***DIRECTOR OF PLAYER DEVELOPMENT ROB WATSABAUGH***



Rob Watsabaugh (pronounced wat-SAW-baugh) is in his seventh season with the Wyoming program in 2018-19, including his fourth season at Director of Player Development. He helped the Pokes to a 25-10 overall record and berth in the NCAA tournament in 2014-15, and a College Basketball Invitational title in 2016-17.

He served as a graduate assistant for the 2012-13 and 2013-14 campaigns.

He was previously a member of the squad for three seasons. Watsabaugh was a valuable reserve for Wyoming off the bench in 2011-12. He played in 31 of UW's 33 games and averaged 1.0 points and 1.3 rebounds in seven minutes of action per game. His best performance of the season was six points, three rebounds and two steals against Maryland Eastern Shore on Nov. 26. He also posted a career-high five rebounds twice during the season, while shooting 61.9 percent from the floor. Watsabaugh played a career-high 21 minutes against Northern Colorado on Nov. 15, while making his first career start on Senior Night against TCU on Feb. 28.

Watsabaugh used his redshirt year during the 2010-11 season. He was able to practice with the team and participate in most team activities during his redshirt year of 2010-11. In his first year at Wyoming, Watsabaugh played in nine games. His best game came against Adams State, as he scored a career high six points. Those six points were six of Wyoming's final eight points and helped set the all-time school record for points in a game with 123. He scored the final basket of the game with 13 seconds remaining to seal the record. He played in his

first career game at Wyoming on Nov. 13 against South Dakota State. He scored his first career points and pulled down his first two career rebounds in UW's win over Peru State on Nov. 18.

Watsabaugh enjoyed a two-year junior college career at West Hills College in Coalinga, Calif.

At West Hills, Watsabaugh was a 2008-09 Central Valley All-Conference performer and was named to the Central Valley All-Defensive Team. He also received West Hills team awards including; Best Defense, Chairman of the Boards and their Falcon Award.

Watsabaugh graduated from Jackson Hole High School in 2007. He was a 3A West All-Conference basketball player and a two-year letterman on the hardwood. He also lettered in football as a junior. He excelled academically and was on the honor roll all four years of high school. Watsabaugh was born in Jackson, Wyo. He is the son of Nancy and Willy, and has a brother Tom. He also has two step brothers, Justin and Brad, and a step sister, Beth. Rob graduated from UW with his Bachelor's degree in kinesiology and health promotions in May of 2012.

## ***SPECIAL ASSISTANT TO THE HEAD COACH JERRON GRANBERRY***

Jerron Granberry is in his third season as the assistant to the head coach. He served the previous two seasons as a graduate assistant for Wyoming from 2014-16. He helped guide the Cowboys to a 25-10 overall record and berth in the NCAA tournament during the 2014-15 season, after playing for the Pokes the previous season.



In 2013-14, Granberry was the first big off the bench for the majority of the season, before starting the last seven games of the season due to a teammate's injury. He averaged 6.1 points, 2.1 rebounds and 1.2 assists in 25.2 minutes per game. Granberry scored in double figures in seven contests, including his top performance of 18 points in 38 minutes at UNLV on March 13. He shot 44 percent from the field, 39 percent from deep and 85 percent at the free throw line. He ranked fifth on the team in points and third in three-point percentage. He was one of four Cowboys to play in all 33 games during the 2013-14 campaign.

Granberry came to Wyoming after four seasons at North Florida. During his career, he was named to the Atlantic Sun All-Conference Preseason Team before the 2012-13 campaign and to the conference's All-Tournament Team in 2010-11. He finished his career at UNF with 1,071 points, the sixth player in

school history and first in the NCAA Division I era to reach the 1,000-point mark.

A native of Miami, Fla., Granberry earned his bachelor's degree in communications at Northern Florida in the spring of 2013.

## ***ASSOCIATE ATHLETIC TRAINER DALLAS FICHTNER***

Dallas Fichtner joined the University of Wyoming Sports Medicine Staff in August 2018 as an Associate Athletic Trainer with the Cowboy Basketball and Cowboy and Cowgirl Diving programs after spending the previous eleven years at Nebraska Wesleyan University in Lincoln, NE.

While at NWU, Dallas worked with a variety of sports including men's and women's soccer, track and field, and men's and women's basketball. Before his time at Nebraska Wesleyan, he served as a graduate assistant athletic trainer at Boise State University from 2005-2007. While at Boise State, Dallas worked one year with the wrestling program and one year with the men's basketball as well as assisting with the football program.

Dallas received his Masters of Exercise and Sports Studies with a Biophysical Emphasis from Boise State in 2007 after completing his undergraduate education at the University of Nebraska at Kearney in 2005. Dallas is originally from Hayes Center, NE where he grew up on a family owned cattle ranch.



**Wyoming Cowboy Basketball**  
**Wyoming Combined Team Statistics (as of Jan 14, 2019)**  
**All games**



RECORD:	OVERALL	HOME	AWAY	NEUTRAL
ALL GAMES	4-13	3-6	0-5	1-2
CONFERENCE	0-4	0-2	0-2	0-0
NON-CONFERENCE	4-9	3-4	0-3	1-2

#	Player	gp-gs	min	avg	Total		3-Point		F-Throw		Rebounds				pf	dq	a	to	blk	stl	pts	avg		
					fg-fga	fg%	3fg-fga	3fg%	ft-fta	ft%	off	def	tot	avg										
01	JAMES, Justin	17-17	649	38.2	111-290	.383	19-72	.264	117-156	.750	20	138	158	9.3	35	0	69	70	7	24	358	21.1		
24	MALDONADO, Hunter	8-5	260	32.5	42-100	.420	11-33	.333	15-24	.625	12	42	54	6.8	21	1	18	16	4	9	110	13.8		
10	THOMPSON, Hunter	12-11	360	30.0	48-102	.471	24-51	.471	19-29	.655	3	42	45	3.8	42	2	9	24	3	4	139	11.6		
00	HENDRICKS, Jake	12-10	416	34.7	44-105	.419	34-80	.425	15-21	.714	1	30	31	2.6	35	1	12	12	0	12	137	11.4		
11	YOUNG, Trace	5-5	160	32.0	16-38	.421	9-21	.429	3-5	.600	2	25	27	5.4	8	0	2	12	2	3	44	8.8		
13	TAYLOR, TJ	16-7	385	24.1	34-65	.523	9-21	.429	36-53	.679	16	35	51	3.2	38	0	8	24	9	10	113	7.1		
03	REDDING, Nyaires	9-9	258	28.7	15-42	.357	4-18	.222	23-27	.852	3	17	20	2.2	23	1	17	11	1	5	57	6.3		
33	NAUGHTON, Jordan	7-6	121	17.3	8-23	.348	0-1	.000	17-22	.773	4	6	10	1.4	12	0	1	7	6	0	33	4.7		
02	BANKS, A.J.	17-6	318	18.7	21-45	.467	3-10	.300	22-27	.815	6	33	39	2.3	22	0	12	17	6	12	67	3.9		
14	MUELLER, Austin	8-8	236	29.5	10-29	.345	2-9	.222	9-12	.750	5	24	29	3.6	29	3	5	14	5	8	31	3.9		
22	PORTER, Brandon	16-1	142	8.9	13-40	.325	7-22	.318	6-11	.545	4	14	18	1.1	30	1	2	15	2	4	39	2.4		
34	DUNG, Lwal	4-0	37	9.3	3-5	.600	0-2	.000	1-3	.333	1	4	5	1.3	4	0	1	1	0	0	7	1.8		
05	JOHNSON, Tariq	9-0	71	7.9	3-13	.231	2-7	.286	5-8	.625	2	3	5	0.6	8	0	0	4	0	0	13	1.4		
40	HENRY, KC	1-0	2	2.0	0-0	.000	0-0	.000	0-0	.000	0	1	1	1.0	0	0	0	0	0	0	0	0.0		
55	FORNSTROM, Haize	1-0	10	10.0	0-1	.000	0-1	.000	0-0	.000	0	0	0	0.0	2	0	0	0	0	1	0	0.0		
Team											29	32	61											
Total.....		17	3425		368-898	.410	124-348	.356	288-398	.724	108	446	554	32.6	309	9	156	233	45	92	1148	67.5		
Opponents.....		17	3425		455-1016	.448	137-400	.343	248-332	.747	166	488	654	38.5	367	-	254	210	59	103	1295	76.2		

TEAM STATISTICS	WY	OPP	Date	Opponent	Score	Att.
SCORING	1148	1295	11/06/18	UC SANTA BARBARA	L 66-76	3373
Points per game	67.5	76.2	11/10/18	at Oregon St.	L 64-83	3931
Scoring margin	-8.6	-	11/14/18	GRAMBLING STATE	W 86-78	3374
FIELD GOALS-ATT	368-898	455-1016	11/16/18	NIAGARA	L 67-72	3793
Field goal pct	.410	.448	11/19/18	vs Boston College	L 76-88	975
3 POINT FG-ATT	124-348	137-400	11/21/18	vs Richmond	W 68-66	1250
3-point FG pct	.356	.343	11/28/18	at Evansville	L 78-86	4709
3-pt FG made per game	7.3	8.1	12/1/18	NORTHERN COLORADO	L 80-85	4046
FREE THROWS-ATT	288-398	248-332	12/05/18	SOUTH CAROLINA	W 73-64	3657
Free throw pct	.724	.747	12/11/18	DENVER	Lot 87-90	3422
F-Throws made per game	16.9	14.6	12/21/18	vs ETSU	L 53-76	0
REBOUNDS	554	654	12/22/18	at UTEP	L 65-76	0
Rebounds per game	32.6	38.5	12/29/18	DIXIE STATE	W 65-63	3626
Rebounding margin	-5.9	-	* 01/02/19	BOISE STATE	L 55-69	3395
ASSISTS	156	254	* 01/05/19	at UNLV	L 56-68	7903
Assists per game	9.2	14.9	* 01-08-19	at SAN DIEGO STATE	L 54-84	10130
TURNOVERS	233	210	* 01/12/19	UTAH STATE	L 55-71	3426
Turnovers per game	13.7	12.4	* - Conference game			
Turnover margin	-1.4	-				
Assist/turnover ratio	0.7	1.2				
STEALS	92	103				
Steals per game	5.4	6.1				
BLOCKS	45	59				
Blocks per game	2.6	3.5				
ATTENDANCE	32112	28898				
Home games-Avg/Game	9-3568	5-5335				
Neutral site-Avg/Game	-	3-742				





Wyoming Cowboy Basketball  
Wyoming Season/Career Statistics (as of Jan 14, 2019)  
All games



SEASON STATISTICS

CAREER STATISTICS

SUMMARY	gp-gs	min/g	fg%	3fg%	ft%	r/g	a/g	stl	blk	pts/g	gp-gs	min/g	fg%	3fg%	ft%	r/g	a/g	stl	blk	pts/g
JAMES, Justin	17-17	38.2	.383	.264	.750	9.3	4.1	24	7	21.1	116-58	26.8	.443	.341	.732	5.1	2.3	97	53	14.8
MALDONADO, Hunter	8-5	32.5	.420	.333	.625	6.8	2.3	9	4	13.8	37-24	23.6	.402	.315	.699	3.2	1.6	37	9	7.1
THOMPSON, Hunter	12-11	30.0	.471	.471	.655	3.8	0.8	4	3	11.6	12-11	30.0	.471	.471	.655	3.8	0.8	4	3	11.6
HENDRICKS, Jake	12-10	34.7	.419	.425	.714	2.6	1.0	12	0	11.4	12-10	34.7	.419	.425	.714	2.6	1.0	12	0	11.4
YOUNG, Trace	5-5	32.0	.421	.429	.600	5.4	0.4	3	2	8.8	5-5	32.0	.421	.429	.600	5.4	0.4	3	2	8.8
TAYLOR, TJ	16-7	24.1	.523	.429	.679	3.2	0.5	10	9	7.1	16-7	24.1	.523	.429	.679	3.2	0.5	10	9	7.1
REDDING, Nyaires	9-9	28.7	.357	.222	.852	2.2	1.9	5	1	6.3	41-18	17.1	.358	.333	.869	1.3	1.4	20	1	4.3
NAUGHTON, Jordan	7-6	17.3	.348	.000	.773	1.4	0.1	0	6	4.7	76-32	11.9	.600	.000	.574	2.2	0.1	11	32	3.7
BANKS, A.J.	17-6	18.7	.467	.300	.815	2.3	0.7	12	6	3.9	17-6	18.7	.467	.300	.815	2.3	0.7	12	6	3.9
MUELLER, Austin	8-8	29.5	.345	.222	.750	3.6	0.6	8	5	3.9	21-8	15.3	.395	.308	.786	1.7	0.3	9	6	2.1
PORTER, Brandon	16-1	8.9	.325	.318	.545	1.1	0.1	4	2	2.4	16-1	8.9	.325	.318	.545	1.1	0.1	4	2	2.4
DUNG, Lwal	4-0	9.3	.600	.000	.333	1.3	0.3	0	0	1.8	4-0	9.3	.600	.000	.333	1.3	0.3	0	0	1.8
JOHNSON, Tariq	9-0	7.9	.231	.286	.625	0.6	0.0	0	0	1.4	9-0	7.9	.231	.286	.625	0.6	0.0	0	0	1.4
FORNSTROM, Haize	1-0	10.0	.000	.000	.000	0.0	0.0	1	0	0.0	1-0	10.0	.000	.000	.000	0.0	0.0	1	0	0.0
HENRY, KC	1-0	2.0	.000	.000	.000	1.0	0.0	0	0	0.0	1-0	2.0	.000	.000	.000	1.0	0.0	0	0	0.0

SCORING	fg-fga	fg%	3fg-fga	3fg%	ft-fta	ft%	pts	pts/g	fg-fga	fg%	3fg-fga	3fg%	ft-fta	ft%	pts	pts/g
JAMES, Justin	111-290	.383	19-72	.264	117-156	.750	358	21.1	575-1298	.443	127-372	.341	436-596	.732	1713	14.8
MALDONADO, Hunter	42-100	.420	11-33	.333	15-24	.625	110	13.8	92-229	.402	28-89	.315	51-73	.699	263	7.1
THOMPSON, Hunter	48-102	.471	24-51	.471	19-29	.655	139	11.6	48-102	.471	24-51	.471	19-29	.655	139	11.6
HENDRICKS, Jake	44-105	.419	34-80	.425	15-21	.714	137	11.4	44-105	.419	34-80	.425	15-21	.714	137	11.4
YOUNG, Trace	16-38	.421	9-21	.429	3-5	.600	44	8.8	16-38	.421	9-21	.429	3-5	.600	44	8.8
TAYLOR, TJ	34-65	.523	9-21	.429	36-53	.679	113	7.1	34-65	.523	9-21	.429	36-53	.679	113	7.1
REDDING, Nyaires	15-42	.357	4-18	.222	23-27	.852	57	6.3	43-120	.358	17-51	.333	73-84	.869	176	4.3
NAUGHTON, Jordan	8-23	.348	0-1	.000	17-22	.773	33	4.7	105-175	.600	0-1	.000	70-122	.574	280	3.7
BANKS, A.J.	21-45	.467	3-10	.300	22-27	.815	67	3.9	21-45	.467	3-10	.300	22-27	.815	67	3.9
MUELLER, Austin	10-29	.345	2-9	.222	9-12	.750	31	3.9	15-38	.395	4-13	.308	11-14	.786	45	2.1
PORTER, Brandon	13-40	.325	7-22	.318	6-11	.545	39	2.4	13-40	.325	7-22	.318	6-11	.545	39	2.4
DUNG, Lwal	3-5	.600	0-2	.000	1-3	.333	7	1.8	3-5	.600	0-2	.000	1-3	.333	7	1.8
JOHNSON, Tariq	3-13	.231	2-7	.286	5-8	.625	13	1.4	3-13	.231	2-7	.286	5-8	.625	13	1.4
FORNSTROM, Haize	0-1	.000	0-1	.000	0-0	.000	0	0.0	0-1	.000	0-1	.000	0-0	.000	0	0.0
HENRY, KC	0-0	.000	0-0	.000	0-0	.000	0	0.0	0-0	.000	0-0	.000	0-0	.000	0	0.0

TOTALS	o-reb	d-reb	t-reb	pf	fo	ast	to	a/to	o-reb	d-reb	t-reb	pf	fo	ast	to	a/to
JAMES, Justin	20	138	158	35	0	69	70	1.0	92	499	591	257	9	271	266	1.0
MALDONADO, Hunter	12	42	54	21	1	18	16	1.1	24	93	117	78	2	59	45	1.3
THOMPSON, Hunter	3	42	45	42	2	9	24	0.4	3	42	45	42	2	9	24	0.4
HENDRICKS, Jake	1	30	31	35	1	12	12	1.0	1	30	31	35	1	12	12	1.0
YOUNG, Trace	2	25	27	8	0	2	12	0.2	2	25	27	8	0	2	12	0.2
TAYLOR, TJ	16	35	51	38	0	8	24	0.3	16	35	51	38	0	8	24	0.3
REDDING, Nyaires	3	17	20	23	1	17	11	1.5	8	45	53	72	2	59	39	1.5
NAUGHTON, Jordan	4	6	10	12	0	1	7	0.1	66	104	170	122	1	10	42	0.2
BANKS, A.J.	6	33	39	22	0	12	17	0.7	6	33	39	22	0	12	17	0.7
MUELLER, Austin	5	24	29	29	3	5	14	0.4	6	29	35	42	3	6	20	0.3
PORTER, Brandon	4	14	18	30	1	2	15	0.1	4	14	18	30	1	2	15	0.1
DUNG, Lwal	1	4	5	4	0	1	1	1.0	1	4	5	4	0	1	1	1.0
JOHNSON, Tariq	2	3	5	8	0	0	4	0.0	2	3	5	8	0	0	4	0.0
FORNSTROM, Haize	0	0	0	2	0	0	0	0.0	0	0	0	2	0	0	0	0.0
HENRY, KC	0	1	1	0	0	0	0	0.0	0	1	1	0	0	0	0	0.0



**Wyoming Cowboy Basketball**  
**Wyoming Combined Team Statistics (as of Jan 14, 2019)**  
**Conference games only**



<b>RECORD:</b>	<b>OVERALL</b>	<b>HOME</b>	<b>AWAY</b>	<b>NEUTRAL</b>
ALL GAMES	0-4	0-2	0-2	0-0
CONFERENCE	0-4	0-2	0-2	0-0
NON-CONFERENCE	0-0	0-0	0-0	0-0

#	Player	gp-gs	min	avg	Total		3-Point		F-Throw		Rebounds				pf	dq	a	to	blk	stl	pts	avg
					fg-fga	fg%	3fg-fga	3fg%	ft-fta	ft%	off	def	tot	avg								
01	JAMES, Justin	4-4	157	39.2	21-65	.323	5-18	.278	20-27	.741	3	34	37	9.3	11	0	12	18	2	4	67	16.8
10	THOMPSON, Hunter	4-4	130	32.5	12-30	.400	8-16	.500	7-13	.538	3	11	14	3.5	12	0	3	7	1	0	39	9.8
13	TAYLOR, TJ	4-1	120	30.0	10-23	.435	4-11	.364	6-10	.600	3	4	7	1.8	13	0	2	4	2	2	30	7.5
02	BANKS, A.J.	4-4	138	34.5	9-17	.529	0-4	.000	11-15	.733	1	13	14	3.5	7	0	4	9	3	5	29	7.3
11	YOUNG, Trace	4-4	129	32.2	10-28	.357	5-14	.357	3-5	.600	1	20	21	5.3	5	0	1	11	2	2	28	7.0
33	NAUGHTON, Jordan	4-3	66	16.5	6-13	.462	0-0	.000	7-9	.778	2	3	5	1.3	6	0	1	3	2	0	19	4.8
22	PORTER, Brandon	4-0	48	12.0	2-8	.250	2-7	.286	2-4	.500	1	3	4	1.0	7	0	1	3	0	0	8	2.0
40	HENRY, KC	1-0	2	2.0	0-0	.000	0-0	.000	0-0	.000	0	1	1	1.0	0	0	0	0	0	0	0	0.0
55	FORNSTROM, Haize	1-0	10	10.0	0-1	.000	0-1	.000	0-0	.000	0	0	0	0.0	2	0	0	0	0	1	0	0.0
Team											7	8	15					3				
Total.....		4	800		70-185	.378	24-71	.338	56-83	.675	21	97	118	29.5	63	0	24	58	12	14	220	55.0
Opponents.....		4	800		103-230	.448	35-99	.354	51-70	.729	39	110	149	37.2	77	-	65	38	13	27	292	73.0

TEAM STATISTICS	WY	OPP
SCORING	220	292
Points per game	55.0	73.0
Scoring margin	-18.0	-
FIELD GOALS-ATT	70-185	103-230
Field goal pct	.378	.448
3 POINT FG-ATT	24-71	35-99
3-point FG pct	.338	.354
3-pt FG made per game	6.0	8.8
FREE THROWS-ATT	56-83	51-70
Free throw pct	.675	.729
F-Throws made per game	14.0	12.8
REBOUNDS	118	149
Rebounds per game	29.5	37.2
Rebounding margin	-7.7	-
ASSISTS	24	65
Assists per game	6.0	16.3
TURNOVERS	58	38
Turnovers per game	14.5	9.5
Turnover margin	-5.0	-
Assist/turnover ratio	0.4	1.7
STEALS	14	27
Steals per game	3.5	6.8
BLOCKS	12	13
Blocks per game	3.0	3.3
ATTENDANCE	6821	18033
Home games-Avg/Game	2-3410	2-9016
Neutral site-Avg/Game	-	0-0

Date	Opponent	Score	Att.
* 01/02/19	BOISE STATE	L 55-69	3395
* 01/05/19	at UNLV	L 56-68	7903
* 01-08-19	at SAN DIEGO STATE	L 54-84	10130
* 01/12/19	UTAH STATE	L 55-71	3426

\* - Conference game

Score by Periods	1st	2nd	Totals
Wyoming	104	116	220
Opponents	143	149	292



**Wyoming Cowboy Basketball**  
Wyoming Overall/Conference Statistics (as of Jan 14, 2019)  
**All games**



SUMMARY	Overall Statistics										Conference Statistics									
	gp-gs	min/g	fg%	3fg%	ft%	r/g	a/g	stl	blk	pts/g	gp-gs	min/g	fg%	3fg%	ft%	r/g	a/g	stl	blk	pts/g
JAMES, Justin	17-17	38.2	.383	.264	.750	9.3	4.1	24	7	21.1	4-4	39.2	.323	.278	.741	9.3	3.0	4	2	16.8
MALDONADO, Hunter	8-5	32.5	.420	.333	.625	6.8	2.3	9	4	13.8										
THOMPSON, Hunter	12-11	30.0	.471	.471	.655	3.8	0.8	4	3	11.6	4-4	32.5	.400	.500	.538	3.5	0.8	0	1	9.8
HENDRICKS, Jake	12-10	34.7	.419	.425	.714	2.6	1.0	12	0	11.4										
YOUNG, Trace	5-5	32.0	.421	.429	.600	5.4	0.4	3	2	8.8	4-4	32.2	.357	.357	.600	5.3	0.3	2	2	7.0
TAYLOR, TJ	16-7	24.1	.523	.429	.679	3.2	0.5	10	9	7.1	4-1	30.0	.435	.364	.600	1.8	0.5	2	2	7.5
REDDING, Nyaires	9-9	28.7	.357	.222	.852	2.2	1.9	5	1	6.3										
NAUGHTON, Jordan	7-6	17.3	.348	.000	.773	1.4	0.1	0	6	4.7	4-3	16.5	.462	.000	.778	1.3	0.3	0	2	4.8
BANKS, A.J.	17-6	18.7	.467	.300	.815	2.3	0.7	12	6	3.9	4-4	34.5	.529	.000	.733	3.5	1.0	5	3	7.3
MUELLER, Austin	8-8	29.5	.345	.222	.750	3.6	0.6	8	5	3.9										
PORTER, Brandon	16-1	8.9	.325	.318	.545	1.1	0.1	4	2	2.4	4-0	12.0	.250	.286	.500	1.0	0.3	0	0	2.0
DUNG, Lwal	4-0	9.3	.600	.000	.333	1.3	0.3	0	0	1.8										
JOHNSON, Tariq	9-0	7.9	.231	.286	.625	0.6	0.0	0	0	1.4										
HENRY, KC	1-0	2.0	.000	.000	.000	1.0	0.0	0	0	0.0	1-0	2.0	.000	.000	.000	1.0	0.0	0	0	0.0
FORNSTROM, Haize	1-0	10.0	.000	.000	.000	0.0	0.0	1	0	0.0	1-0	10.0	.000	.000	.000	0.0	0.0	1	0	0.0
Totals	17		.410	.356	.724	32.6	9.2	92	45	67.5	4		.378	.338	.675	29.5	6.0	14	12	55.0
Opponent	17		.448	.343	.747	38.5	14.9	103	59	76.2	4		.448	.354	.729	37.2	16.3	27	13	73.0

SCORING	Overall Statistics								Conference Statistics							
	fg-fga	fg%	3fg-fga	3fg%	ft-fa	ft%	pts	pts/g	fg-fga	fg%	3fg-fga	3fg%	ft-fa	ft%	pts	pts/g
JAMES, Justin	111-290	.383	19-72	.264	117-156	.750	358	21.1	21-65	.323	5-18	.278	20-27	.741	67	16.8
MALDONADO, Hunter	42-100	.420	11-33	.333	15-24	.625	110	13.8								
THOMPSON, Hunter	48-102	.471	24-51	.471	19-29	.655	139	11.6	12-30	.400	8-16	.500	7-13	.538	39	9.8
HENDRICKS, Jake	44-105	.419	34-80	.425	15-21	.714	137	11.4								
YOUNG, Trace	16-38	.421	9-21	.429	3-5	.600	44	8.8	10-28	.357	5-14	.357	3-5	.600	28	7.0
TAYLOR, TJ	34-65	.523	9-21	.429	36-53	.679	113	7.1	10-23	.435	4-11	.364	6-10	.600	30	7.5
REDDING, Nyaires	15-42	.357	4-18	.222	23-27	.852	57	6.3								
NAUGHTON, Jordan	8-23	.348	0-1	.000	17-22	.773	33	4.7	6-13	.462	0-0	.000	7-9	.778	19	4.8
BANKS, A.J.	21-45	.467	3-10	.300	22-27	.815	67	3.9	9-17	.529	0-4	.000	11-15	.733	29	7.3
MUELLER, Austin	10-29	.345	2-9	.222	9-12	.750	31	3.9								
PORTER, Brandon	13-40	.325	7-22	.318	6-11	.545	39	2.4	2-8	.250	2-7	.286	2-4	.500	8	2.0
DUNG, Lwal	3-5	.600	0-2	.000	1-3	.333	7	1.8								
JOHNSON, Tariq	3-13	.231	2-7	.286	5-8	.625	13	1.4								
HENRY, KC	0-0	.000	0-0	.000	0-0	.000	0	0.0	0-0	.000	0-0	.000	0-0	.000	0	0.0
FORNSTROM, Haize	0-1	.000	0-1	.000	0-0	.000	0	0.0	0-1	.000	0-1	.000	0-0	.000	0	0.0
Totals	368-898	.410	124-348	.356	288-398	.724	1148	67.5	70-185	.378	24-71	.338	56-83	.675	220	55.0
Opponent	455-1016	.448	137-400	.343	248-332	.747	1295	76.2	103-230	.448	35-99	.354	51-70	.729	292	73.0

TOTALS	Overall Statistics										Conference Statistics									
	o-reb	d-reb	total	pf	fo	a	to	a/to	hi	pts	o-reb	d-reb	total	pf	fo	a	to	a/to	hi	pts
JAMES, Justin	20	138	158	35	0	69	70	1.0	34	34	3	34	37	11	0	12	18	0.7	27	27
MALDONADO, Hunter	12	42	54	21	1	18	16	1.1	21											
THOMPSON, Hunter	3	42	45	42	2	9	24	0.4	25		3	11	14	12	0	3	7	0.4	17	
HENDRICKS, Jake	1	30	31	35	1	12	12	1.0	27											
YOUNG, Trace	2	25	27	8	0	2	12	0.2	16		1	20	21	5	0	1	11	0.1	16	
TAYLOR, TJ	16	35	51	38	0	8	24	0.3	21		3	4	7	13	0	2	4	0.5	14	
REDDING, Nyaires	3	17	20	23	1	17	11	1.5	9											
NAUGHTON, Jordan	4	6	10	12	0	1	7	0.1	12		2	3	5	6	0	1	3	0.3	10	
BANKS, A.J.	6	33	39	22	0	12	17	0.7	18		1	13	14	7	0	4	9	0.4	9	
MUELLER, Austin	5	24	29	29	3	5	14	0.4	8											
PORTER, Brandon	4	14	18	30	1	2	15	0.1	10		1	3	4	7	0	1	3	0.3	4	
DUNG, Lwal	1	4	5	4	0	1	1	1.0	3											
JOHNSON, Tariq	2	3	5	8	0	0	4	0.0	5											
HENRY, KC	0	1	1	0	0	0	0	0.0	0		0	1	1	0	0	0	0	0.0	0	
FORNSTROM, Haize	0	0	0	2	0	0	0	0.0	0		0	0	0	2	0	0	0	0.0	0	









### #11 Trace Young

Freshman  Guard  6-9  179  
Owensboro, Ky. (Mt. Zion Prep)

#### 2018-19 Averages

PTS	REB	AST	FG%	3FG%	FT%	MIN
8.8	5.4	0.4	.421	.429	.600	32.0

#### Notable

- Hit game winner with 0.3 seconds left against Dixie State
- Tied career-high with 16 points vs. Boise State
- Has seven three pointers in two games

#### 2018-19 Game-by-Game Statistics

#11 YOUNG, Trace																					
Opponent	Date	gp	min	Total		3 Pointers		Free throws		Rebounds				pts	avg						
				fg-aga	pct	fg-aga	pct	ft-aga	pct	off	def	tot	ast			blk	stl				
DIXIE STATE	12/29/18	*	31	6-10	.600	4-7	.571	0-0	.000	1	5	6	6.0	3	1	1	0	1	16	16.0	
BOISE STATE	01/02/19	*	36	6-8	.750	3-4	.750	1-1	1.000	0	3	3	4.5	1	0	2	0	0	16	16.0	
at UNLV	01/05/19	*	33	4-6	.667	2-3	.667	0-2	.000	1	7	8	5.7	0	0	3	0	1	10	14.0	
at SAN DIEGO STATE	01-08-19	*	29	0-10	.000	0-4	.000	2-2	1.000	0	3	3	5.0	3	1	4	2	1	2	11.0	
UTAH STATE	01/12/19	*	31	0-4	.000	0-3	.000	0-0	.000	0	7	7	5.4	1	0	2	0	0	0	8.8	
Totals			5	160	16-38	.421	9-21	429	3-5	.600	2	25	27	5.4	8	2	12	2	3	44	8.8

Games played: 5  
Minutes/game: 32.0  
Points/game: 8.8  
FG Pct: 42.1  
3FG Pct: 42.9  
FT Pct: 60.0

Rebounds/game: 5.4  
Assists/game: 0.4  
Turnovers/game: 2.4  
Assist/turnover ratio: 0.2  
Steals/game: 0.6  
Blocks/game: 0.4

#### Season & Career Highs

##### Season Highs

Points 16 twice, last vs. Boise State, 1-2-19  
FG Made 6 twice, last vs. Boise State, 1-2-19  
3FG Made 4 vs. Dixie State, 12-29-18  
FT Made 1 vs. Boise State, 1-2-19  
Rebounds 8 vs. UNLV, 1-5-19  
Assists 1 vs. Dixie State, 12-29-18  
Blocks N/A  
Steals 1 twice, last vs. UNLV, 1-5-19  
Minutes 36 vs. Boise State, 1-2-19

##### Career Highs

Points 16 twice, last vs. Boise State, 1-2-19  
FG Made 6 twice, last vs. Boise State, 1-2-19  
3FG Made 4 vs. Dixie State, 12-29-18  
FT Made 1 vs. Boise State, 1-2-19  
Rebounds 8 vs. UNLV, 1-5-19  
Assists 1 vs. Dixie State, 12-29-18  
Blocks N/A  
Steals 1 twice, last vs. UNLV, 1-5-19  
Minutes 36 vs. Boise State, 1-2-19

##### Double-Figure Scoring Games

Season 3  
Career 3

##### Double-Figure Rebounding Games

Season 0  
Career 0

##### Twenty-Point Scoring Games

Season 0  
Career 0

##### Double-Double Games

Season 0  
Career 0

#### Career Statistics

Season	gp-gs	min/avg	Total		3-Point		F-Throws		Rebounds				Scoring							
			fg-aga	pct	fg-aga	pct	ft-aga	pct	off	def	tot	ast	blk	stl	pts	avg				
2018	4-4	129/32.2	16-34	.471	9-18	.500	3-5	.600	2	18	20	5.0	7	0	2	10	2	3	44	11.0
TOTAL	4-4	129/32.2	16-34	.471	9-18	.500	3-5	.600	2	18	20	5.0	7	0	2	10	2	3	44	11.0



### #12 Bradley Belt

Freshman  Guard  6-4  199  
Huntsville, Ala. (Washington Academy)

#### 2018-19 Averages

PTS	REB	AST	FG%	3FG%	FT%	MIN
--	--	--	--	--	--	--

#### Notable

- Played under former Cowboy graduate assistant Bruce Martin at Washington Academy.
- Redshirting this season

#### 2018-19 Game-by-Game Statistics

OPPONENT	MIN	FG/%	3-PT./%	FT/%	OR	DR	REB	PF	A	TO	BL	ST	PTS	GS
UCSB														
at Oregon State														
Grambling														
Niagara														
Boston College														
Richmond														
at Evansville														
UNC														
South Carolina														
Denver														
ETSU														
UTEP														
Dixie State														
Boise State														
at UNLV														
at SDSU														
Utah State														

#### Season & Career Highs

##### Season Highs

Points N/A  
FG Made N/A  
3FG Made N/A  
FT Made N/A  
Rebounds N/A  
Assists N/A  
Blocks N/A  
Steals N/A  
Minutes N/A

##### Career Highs

Points N/A  
FG Made N/A  
3FG Made N/A  
FT Made N/A  
Rebounds N/A  
Assists N/A  
Blocks N/A  
Steals N/A  
Minutes N/A

##### Double-Figure Scoring Games

Season 0  
Career 0

##### Double-Figure Rebounding Games

Season 0  
Career 0

##### Twenty-Point Scoring Games

Season 0  
Career 0

##### Double-Double Games

Season 0  
Career 0


#### Career Statistics

18-19	G/GS	MIN/AVG	FG-FGA/%	3-PT./%	FT-FTA/%	OR DR	REB	AVG	A	TO	BL	ST	PTS/AVG
TOTAL													





# 2018-19 GAME NOTES



**#22 Brandon Porter**  
 Freshman □ Forward □ 6-8 □ 193  
 Virginia Beach, Va. (Washington Academy)

## 2018-19 Averages

PTS	REB	AST	FG%	3FG%	FT%	MIN
2.4	1.1	0.1	.325	.318	.454	8.9

## Notable

- Recorded a career-high 10 points at Oregon State
- Started his first career game at Oregon State
- Recorded two three pointers against Niagara

## 2018-19 Game-by-Game Statistics

Opponent	Date	gs	min	Total		3-Pointers		Free throws		Rebounds				pts	avg
				fg	fga	fga	pct	ft	fta	off	def	tot	ast		
UC SANTA BARBARA	11/06/18	0	0-0	.000	0-0	.000	0-0	.000	0	0	0	0	0	0	0.0
at Oregon St.	11/10/18	* 17	4-10	.400	1-4	.250	1-3	.333	2	3	5	2	4	2	10
GRAMBLING STATE	11/14/18	1	0-0	.000	0-0	.000	0-0	.000	0	0	0	1	2	0	0
NIAGARA	11/16/18	5	2-3	.667	2-2	1.000	0-0	.000	0	1	1	5	0	0	6
vs Boston College	11/19/18	6	0-3	.000	0-1	.000	1-2	.500	0	2	2	1	6	2	1
vs Richmond	11/21/18	dnp	-	-	-	-	-	-	-	-	-	-	-	-	-
at Evansville	11/28/18	1	0-0	.000	0-0	.000	0-0	.000	0	0	1	3	2	0	2.8
NORTHERN COLORADO	12/11/18	3	0-2	.000	0-0	.000	0-0	.000	0	1	1	1	3	1	0
SOUTH CAROLINA	12/05/18	8	1-2	.500	0-1	.000	0-0	.000	0	0	0	1	1	0	2
DENVER	12/11/18	10	1-1	1.000	1-1	1.000	0-0	.000	0	1	1	1	2	2	2
vs UTEP	12/21/18	14	1-4	.250	0-3	.000	0-0	.000	1	2	3	1	3	0	4
at UTEP	12/22/18	10	1-6	.167	0-2	.000	2-2	1.000	0	1	1	3	1	0	0
DIXIE STATE	12/29/18	19	1-1	1.000	1-1	1.000	0-0	.000	0	0	1	2	3	0	2
BOISE STATE	01/02/19	14	1-3	.333	1-2	.500	1-2	.500	1	0	1	1	3	0	4
at UNLV	01/05/19	7	0-0	.000	0-0	.000	0-0	.000	0	0	0	1	3	0	0
at SAN DIEGO STATE	01/08/19	21	1-4	.250	1-4	.250	1-2	.500	0	2	2	1	2	0	4
UTAH STATE	01/12/19	6	0-1	.000	0-1	.000	0-0	.000	0	1	1	1	1	0	0
Totals		1	142	13-40	.325	7-22	.318	6-11	.545	4	14	18	11	30	2

Games played: 16  
 Minutes/game: 8.9  
 Points/game: 2.4  
 FG Pct: 32.5  
 3FG Pct: 31.8  
 FT Pct: 54.5

Rebounds/game: 1.1  
 Assists/game: 0.1  
 Turnovers/game: 0.9  
 Assist/turnover ratio: 0.1  
 Steals/game: 0.3  
 Blocks/game: 0.1

## Season & Career Highs

### Season Highs

- Points 10 at Oregon State, 11-10-18
- FG Made 4 at Oregon State, 11-10-18
- 3FG Made 2 vs. Niagara, 11-16-18
- FT Made 1 twice, last vs. Boston College, 11-19-18
- Rebounds 5 at Oregon State, 11-10-18
- Assists 1 twice, last vs. Boise State, 1-2-19
- Blocks 1 twice, last vs. Denver, 12-11-18
- Steals 2 at Oregon State, 11-10-18
- Minutes 19 vs. Dixie State, 12-29-18

### Career Highs

- Points 10 at Oregon State, 11-10-18
- FG Made 4 at Oregon State, 11-10-18
- 3FG Made 2 vs. Niagara, 11-16-18
- FT Made 1 twice, last vs. Boston College, 11-19-18
- Rebounds 5 at Oregon State, 11-10-18
- Assists 1 twice, last vs. Boise State, 1-2-19
- Blocks 1 twice, last vs. Denver, 12-11-18
- Steals 2 at Oregon State, 11-10-18
- Minutes 19 vs. Dixie State, 12-29-18

### Double-Figure Scoring Games

Season	1
Career	1

### Double-Figure Rebounding Games

Season	0
Career	0

### Twenty-Point Scoring Games

Season	0
Career	0

### Double-Double Games

Season	0
Career	0

## Career Statistics

Season	gp-gs	min/avg	Total		3-Point		F.Throws		Rebounds				Scoring							
			fg	fga	pct	fga	pct	ft	fta	pct	off	def	tot	ast	pf	fo	ast	to	blk	stl
2018	16-1	142(8.9)	13-40	.325	7-22	.318	6-11	.545	4	14	18	11	30	1	2	15	2	4	39	2.4
TOTAL	16-1	142(8.9)	13-40	.325	7-22	.318	6-11	.545	4	14	18	11	30	1	2	15	2	4	39	2.4



**#24 Hunter Maldonado**  
 Sophomore □ Guard □ 6-7 □ 200  
 Colorado Springs, Colo. (Vista Ridge)

## 2018-19 Averages

PTS	REB	AST	FG%	3FG%	FT%	MIN
13.8	6.8	2.3	.420	.333	.625	32.5

## Notable

- Scored career best 21 points against Grambling
- Grabbed a career-high 15 rebounds against Niagara
- Recorded first double-double of his career against Grambling

## 2018-19 Game-by-Game Statistics

Opponent	Date	gs	min	Total		3-Pointers		Free throws		Rebounds				pts	avg
				fg	fga	fga	pct	ft	fta	off	def	tot	ast		
UC SANTA BARBARA	11/06/18	* 37	4-12	.333	2-7	.286	2-2	1.000	1	2	3	3	0	4	2
at Oregon St.	11/10/18	27	4-9	.444	1-2	.500	0	2	2	2	2	5	2	2	
GRAMBLING STATE	11/14/18	* 27	8-14	.571	1-3	.333	4-5	.800	3	9	12	5	7	2	
NIAGARA	11/16/18	* 40	6-18	.333	0-6	.000	1-2	.500	3	12	15	8	0	4	
vs Boston College	11/19/18	dnp	-	-	-	-	-	-	-	-	-	-	-	-	
vs Richmond	11/21/18	35	5-15	.333	2-5	.400	3-6	.500	2	6	8	8	0	1	
at Evansville	11/28/18	dnp	-	-	-	-	-	-	-	-	-	-	-	-	
NORTHERN COLORADO	12/11/18	30	8-14	.571	2-4	.500	2-2	1.000	2	3	5	7	5	1	
SOUTH CAROLINA	12/05/18	* 37	3-11	.273	2-4	.500	1-3	.333	0	5	5	7	3	4	
DENVER	12/11/18	* 27	4-7	.571	1-2	.500	1-2	.500	1	3	4	6	1	2	
vs ETSU	12/21/18	dnp	-	-	-	-	-	-	-	-	-	-	-	-	
at UTEP	12/22/18	dnp	-	-	-	-	-	-	-	-	-	-	-	-	
DIXIE STATE	12/29/18	dnp	-	-	-	-	-	-	-	-	-	-	-	-	
BOISE STATE	01/02/19	dnp	-	-	-	-	-	-	-	-	-	-	-	-	
UTAH STATE	01/12/19	dnp	-	-	-	-	-	-	-	-	-	-	-	-	
Totals		5	260	42-100	.420	11-33	.333	15-24	.625	12	42	54	6	28	

Games played: 8  
 Minutes/game: 32.5  
 Points/game: 13.8  
 FG Pct: 42.0  
 3FG Pct: 33.3  
 FT Pct: 62.5

Rebounds/game: 6.8  
 Assists/game: 2.3  
 Turnovers/game: 2.0  
 Assist/turnover ratio: 1.1  
 Steals/game: 1.1  
 Blocks/game: 0.5

## Season & Career Highs

### Season Highs

- Points 21 vs. Grambling, 11-14-18
- FG Made 8 twice, last vs. UNC, 12-1-18
- 3FG Made 2 twice, last vs. UNC, 12-1-18
- FT Made 3 vs. Richmond, 11-21-18
- Rebounds 15 vs. Niagara, 11-16-18
- Assists 4 vs. South Carolina, 12-5-18
- Blocks 1 three times, last vs. UNC, 12-1-18
- Steals 3 vs. South Carolina, 12-5-18
- Minutes 40 vs. Niagara, 11-16-18

### Career Highs

- Points 21 vs. Grambling, 11-14-18
- FG Made 8 twice, last vs. UNC, 12-1-18
- 3FG Made 3 vs. San José State, 2-17-18
- FT Made 8 vs. Nevada, 1-24-18
- Rebounds 15 vs. Niagara, 11-16-18
- Assists 4 twice, last vs. San José State, 2-17-18
- Blocks 1 seven times, last vs. UNC, 12-1-18
- Steals 3 four times, last vs. South Carolina, 12-5-18
- Minutes 40 vs. Niagara, 11-16-18

### Double-Figure Scoring Games

Season	8
Career	12

### Double-Figure Rebounding Games

Season	2
Career	2

### Twenty-Point Scoring Games

Season	2
Career	2

### Double-Double Games

Season	2
Career	2

## Career Statistics

Season	gp-gs	min/avg	Total		3-Point		F.Throws		Rebounds				Scoring								
			fg	fga	pct	fga	pct	ft	fta	pct	off	def	tot	ast	pf	fo	ast	to	blk	stl	pts
2017	29-19	615(21.2)	50-129	.388	17-56	.304	36-49	.735	12	51	63	2	21	57	1	41	29	5	28	153	5.3
2018	8-5	260(52.5)	42-100	.420	11-33	.333	15-24	.625	12	42	54	6	21	1	18	16	4	9	110	13.8	
TOTAL	37-24	875(23.6)	92-229	.402	28-89	.315	51-73	.699	24	93	117	3	21	2	59	45	9	37	263	7.1	

## 2018-19 GAME NOTES



### #55 Haize Fornstrom

Freshman  Guard  6-4  185  
Pine Bluffs, Wyo. (Pine Bluff)

#### 2018-19 Averages

PTS	REB	AST	FG%	3FG%	FT%	MIN
0.0	0.0	0.0	.000	.000	---	10.0

#### Notable

- Walk-on football player for Cowboys
- Joined team prior to Utah State contest
- Recorded one steal in 10 minutes against Utah State


#### 2018-19 Game-by-Game Statistics

#55 FORNSTROM, Haize

Opponent	Date	gp	min	Total		3-Pointers		Free throws		Rebounds		pf		a		blk		stl		pts		avg
				fg	fga	fg	fga	ft	fta	off	def	tot	avg	a	tp	blk	stl	pts				
UTAH STATE	01/12/19	10	0-1	.000	0-1	.000	0-0	.000	0	0	0	0	0	0	0	0	0	0	0	0	0	0.0
<b>Totals</b>		0	10	0-1	.000	0-1	.000	0-0	.000	0	0	0	0	0	0	0	0	0	0	0	0	0.0

Games played: 1  
Minutes/game: 10.0  
FG Pct: 0.0  
3FG Pct: 0.0

Steals/game: 1.0



### #40 KC Henry

Redshirt Sophomore  Guard  6-0  195  
Lingle, Wyo. (Ft. Laramie-Lingle)

#### 2018-19 Averages

PTS	REB	AST	FG%	3FG%	FT%	MIN
0.0	1.0	0.0	---	---	---	2.0

#### Notable

- Joined team prior to UTEP Tournament
- Made first appearance at San Diego State

#### 2018-19 Game-by-Game Statistics

#40 HENRY, KC

Opponent	Date	gp	min	Total		3-Pointers		Free throws		Rebounds		pf		a		blk		stl		pts		avg
				fg	fga	fg	fga	ft	fta	off	def	tot	avg	a	tp	blk	stl	pts				
vs ETSU	12/21/18	dnp	-	-	-	-	-	-	-	-	-	-	-	-	-	-	-	-	-	-	-	-
at UTEP	12/22/18	dnp	-	-	-	-	-	-	-	-	-	-	-	-	-	-	-	-	-	-	-	-
DIXIE STATE	12/29/18	dnp	-	-	-	-	-	-	-	-	-	-	-	-	-	-	-	-	-	-	-	-
BOISE STATE	01/02/19	dnp	-	-	-	-	-	-	-	-	-	-	-	-	-	-	-	-	-	-	-	-
at SAN DIEGO STATE	01-08-19	2	0-0	.000	0-0	.000	0-0	.000	0	1	1	1.0	0	0	0	0	0	0	0	0	0.0	
UTAH STATE	01/12/19	dnp	-	-	-	-	-	-	-	-	-	-	-	-	-	-	-	-	-	-	-	-
<b>Totals</b>		0	2	0-0	.000	0-0	.000	0-0	.000	0	1	1	1.0	0	0	0	0	0	0	0	0.0	

Games played: 1  
Minutes/game: 2.0

Rebounds/game: 1.0

#### Season & Career Highs

##### Season Highs

Points N/A  
FG Made N/A  
3FG Made N/A  
FT Made N/A  
Rebounds N/A  
Assists N/A  
Blocks N/A  
Steals 1 vs. Utah State, 1-12-19  
Minutes 10 vs. Utah State, 1-12-19

##### Career Highs

Points N/A  
FG Made N/A  
3FG Made N/A  
FT Made N/A  
Rebounds N/A  
Assists N/A  
Blocks N/A  
Steals 1 vs. Utah State, 1-12-19  
Minutes 10 vs. Utah State, 1-12-19

##### Double-Figure Scoring Games

Season 0  
Career 0

##### Double-Figure Rebounding Games

Season 0  
Career 0

##### Twenty-Point Scoring Games

Season 0  
Career 0

##### Double-Double Games

Season 0  
Career 0

#### Career Statistics

Season	gp-gs	min/avg	Total		3-Point		F-Throws		Rebounds		pf		a		blk		stl		pts		avg
			fg	fga	fg	fga	ft	fta	off	def	tot	avg	a	tp	blk	stl	pts				
2018	1-0	10/10.0	0-1	.000	0-1	.000	0-0	.000	0	0	0	0.0	2	0	0	0	0	0	0	0	0.0
<b>TOTAL</b>	<b>1-0</b>	<b>10/10.0</b>	<b>0-1</b>	<b>.000</b>	<b>0-1</b>	<b>.000</b>	<b>0-0</b>	<b>.000</b>	<b>0</b>	<b>0</b>	<b>0</b>	<b>0.0</b>	<b>2</b>	<b>0</b>	<b>0</b>	<b>0</b>	<b>0</b>	<b>0</b>	<b>0</b>	<b>0</b>	<b>0.0</b>

#### Season & Career Highs

##### Season Highs

Points N/A  
FG Made N/A  
3FG Made N/A  
FT Made N/A  
Rebounds 1 at San Diego State, 1-12-19  
Assists N/A  
Blocks N/A  
Steals N/A  
Minutes 2 at San Diego State, 1-12-19

##### Career Highs

Points N/A  
FG Made N/A  
3FG Made N/A  
FT Made N/A  
Rebounds 1 at San Diego State, 1-12-19  
Assists N/A  
Blocks N/A  
Steals N/A  
Minutes 2 at San Diego State, 1-12-19

##### Double-Figure Scoring Games

Season 0  
Career 0

##### Double-Figure Rebounding Games

Season 0  
Career 0

##### Twenty-Point Scoring Games

Season 0  
Career 0

##### Double-Double Games

Season 0  
Career 0

#### Career Statistics

Season	gp-gs	min/avg	Total		3-Point		F-Throws		Rebounds		pf		a		blk		stl		pts		avg
			fg	fga	fg	fga	ft	fta	off	def	tot	avg	a	tp	blk	stl	pts				
2018	1-0	2/2.0	0-0	.000	0-0	.000	0-0	.000	0	1	1	1.0	0	0	0	0	0	0	0	0	0.0
<b>TOTAL</b>	<b>1-0</b>	<b>2/2.0</b>	<b>0-0</b>	<b>.000</b>	<b>0-0</b>	<b>.000</b>	<b>0-0</b>	<b>.000</b>	<b>0</b>	<b>1</b>	<b>1</b>	<b>1.0</b>	<b>0</b>	<b>0</b>	<b>0</b>	<b>0</b>	<b>0</b>	<b>0</b>	<b>0</b>	<b>0.0</b>	

## 2018-19 GAME NOTES

### Cowboy Starting Lineups

# Games	Lineup Started	Lineup #	Forward	Forward	Guard	Guard	Guard	Record
1		1	Thompson	Mueller	James	Maldonado	Redding	0-1
1		2	Porter	Mueller	James	Hendricks	Redding	0-1
2		3	Maldonado (G)	Mueller	James	Hendricks	Redding	1-1
3		4	Taylor (G)	Mueller	James	Hendricks	Redding	1-2
1		5	Thompson	Mueller	James	Taylor (F)	Redding	0-1
1		6	Thompson	Taylor	James	Hendricks	Redding	1-0
1		7	Thompson	Taylor	James	Hendricks	Maldonado	0-1
1		8	Thompson	Naughton	Taylor	James	Hendricks	0-1
1		9	Thompson	Naughton	Banks	James	Hendricks	0-1
4		10	Thompson	Naughton	Banks	James	Young	0-4, 0-3 MW
1		11	Thompson	Taylor	Banks	James	Young	0-1, 0-1 MW

**Totals (17 games)**

(The lineup numbers are by the order they first appeared during the season.)

**4-13, 0-4 MW**

### Starting Lineup Game-by-Game

Date	Opponent	Lineup #	Forward	Forward	Guard	Guard	Guard	Record
<b>11/6</b>	<b>UCSB</b>	<b>1</b>	Thompson	Mueller	James	Maldonado	Redding	0-1
11/10	at Oregon State	2	Porter	Mueller	James	Hendricks	Redding	0-2
<b>11/14</b>	<b>Grambling State</b>	<b>3</b>	<b>Maldonado (G)</b>	<b>Mueller</b>	<b>James</b>	<b>Hendricks</b>	<b>Redding</b>	<b>1-2</b>
<b>11/16</b>	<b>Niagara</b>	<b>3</b>	<b>Maldonado (G)</b>	<b>Mueller</b>	<b>James</b>	<b>Hendricks</b>	<b>Redding</b>	<b>1-3</b>
11/19	Boston College	4	Taylor (G)	Mueller	James	Hendricks	Redding	1-4
11/21	Richmond	4	Taylor (G)	Mueller	James	Hendricks	Redding	1-4
11/28	at Evansville	4	Taylor (G)	Mueller	James	Hendricks	Redding	2-5
<b>12/1</b>	<b>UNC</b>	<b>5</b>	<b>Thompson</b>	<b>Mueller</b>	<b>James</b>	<b>Taylor (F)</b>	<b>Redding</b>	<b>2-6</b>
<b>12/5</b>	<b>South Carolina</b>	<b>6</b>	<b>Thompson</b>	<b>Taylor</b>	<b>James</b>	<b>Hendricks</b>	<b>Redding</b>	<b>3-6</b>
<b>12/11</b>	<b>Denver</b>	<b>7</b>	<b>Thompson</b>	<b>Taylor</b>	<b>James</b>	<b>Hendricks</b>	<b>Maldonado</b>	<b>3-7</b>
12/21	ETSU	8	Thompson	Naughton	Taylor	Hendricks	James	3-8
12/22	UTEP	9	Thompson	Naughton	James	Banks	Hendricks	3-9
<b>12/29</b>	<b>Dixie state</b>	<b>10</b>	<b>Thompson</b>	<b>Naughton</b>	<b>James</b>	<b>Banks</b>	<b>Young</b>	<b>4-9</b>
<b>1/2/19</b>	<b>Boise State</b>	<b>10</b>	<b>Thompson</b>	<b>Naughton</b>	<b>James</b>	<b>Banks</b>	<b>Young</b>	<b>4-10, 0-1</b>
1/5/19	at UNLV	10	Thompson	Naughton	James	Banks	Young	4-11, 0-2
1/8/19	at San Diego State	10	Thompson	Naughton	James	Banks	Young	4-12, 0-3
1/12/19	Utah State	11	Thompson	Taylor	James	Banks	Young	4-13, 0-4

## 2018-19 GAME NOTES

### Individual Category Leaders

Scoring Average	G	Pts	Avg/G
JAMES, Justin	17	358	21.1
MALDONADO, Hunter	8	110	13.8
THOMPSON, Hunter	12	139	11.6
HENDRICKS, Jake	12	137	11.4
YOUNG, Trace	5	44	8.8

FG Percentage	FG	Att	Pct
TAYLOR, TJ	34	65	.523
THOMPSON, Hunter	48	102	.471
BANKS, A.J.	21	45	.467
YOUNG, Trace	16	38	.421
MALDONADO, Hunter	42	100	.420

3-Point Percentage	3FG	Att	Pct
THOMPSON, Hunter	24	51	.471
TAYLOR, TJ	9	21	.429
YOUNG, Trace	9	21	.429
HENDRICKS, Jake	34	80	.425
MALDONADO, Hunter	11	33	.333

Free Throw Percentage	FT	Att	Pct
BANKS, A.J.	22	27	.815
NAUGHTON, Jordan	17	22	.773
MUELLER, Austin	9	12	.750
JAMES, Justin	117	156	.750
HENDRICKS, Jake	15	21	.714

Field Goals Made	G	Made	Made/G
JAMES, Justin	17	111	6.5
THOMPSON, Hunter	12	48	4.0
HENDRICKS, Jake	12	44	3.7
MALDONADO, Hunter	8	42	5.3
TAYLOR, TJ	16	34	2.1

3-Point FG Made	G	Made	Made/G
HENDRICKS, Jake	12	34	2.8
THOMPSON, Hunter	12	24	2.0
JAMES, Justin	17	19	1.1
MALDONADO, Hunter	8	11	1.4
TAYLOR, TJ	16	9	0.6

Free Throws Made	G	Made	Made/G
JAMES, Justin	17	117	6.9
TAYLOR, TJ	16	36	2.3
BANKS, A.J.	17	22	1.3
THOMPSON, Hunter	12	19	1.6

Rebound Average	G	Reb	Avg/G
JAMES, Justin	17	158	9.3
MALDONADO, Hunter	8	54	6.8
YOUNG, Trace	5	27	5.4
THOMPSON, Hunter	12	45	3.8
MUELLER, Austin	8	29	3.6

Assists	G	No.	Ast/G
JAMES, Justin	17	69	4.1
MALDONADO, Hunter	8	18	2.3
HENDRICKS, Jake	12	12	1.0
BANKS, A.J.	17	12	0.7

Steals	G	No.	Stl/G
JAMES, Justin	17	24	1.4
BANKS, A.J.	17	12	0.7
HENDRICKS, Jake	12	12	1.0
TAYLOR, TJ	16	10	0.6
MALDONADO, Hunter	8	9	1.1

Blocked Shots	G	No.	Blk/G
TAYLOR, TJ	16	9	0.6
JAMES, Justin	17	7	0.4
NAUGHTON, Jordan	7	6	0.9
BANKS, A.J.	17	6	0.4
MUELLER, Austin	8	5	0.6

Minutes	G	No.	Min/G
JAMES, Justin	17	649	38.2
HENDRICKS, Jake	12	416	34.7
TAYLOR, TJ	16	385	24.1
THOMPSON, Hunter	12	360	30.0
BANKS, A.J.	17	318	18.7

### Specialty Stat Leaders

Scoring	2018-18	Record	Career	Record
Justin James	13	4-9	43	20-23
Jordan Naughton	0	0-0	2	2-0
Jake Hendricks	1	0-1	1	0-1
Hunter Thompson	2	0-2	2	0-2
Trace Young	2	1-1	2	1-1

Double-Figure Points	2018-19	Record	Career	Record
Justin James	16	4-12	79	44-35
Jordan Naughton	2	1-1	7	5-2
Hunter Maldonado	7	2-5	11	5-6
Jake Hendricks	7	2-5	7	2-5
Brandon Porter	1	0-1	1	0-1
TJ Taylor	5	2-3	5	2-3
Hunter Thompson	7	0-7	7	0-7
Trace Young	3	1-2	3	1-2

Scoring 20+ Points	2018-19	Record	Career	Record
Justin James	11	3-8	38	17-21
Jordan Naughton	0	0-0	1	1-0
Hunter Maldonado	1	1-0	1	1-0
TJ Taylor	1	1-0	1	1-0
Jake Hendricks	2	0-2	2	0-2
Hunter Thompson	1	0-1	1	0-1

Double-Doubles	2018-19	Record	Career	Record
Justin James	5	1-4	12	7-5
Jordan Naughton	0	0-0	1	1-0
Hunter Maldonado	2	1-1	2	1-1

Double-Figure Rebounds	2018-19	Record	Career	Record
Justin James	6	1-5	13	7-6
Jordan Naughton	0	0-0	2	1-1
Hunter Maldonado	2	1-1	2	1-1

Rebounds	2018-19	Record	Career	Record
Justin James	13	2-11	31	14-17
Jordan Naughton	0	0-0	3	3-0
Hunter Maldonado	3	2-1	3	2-1
TJ Taylor	1	0-1	1	0-1
Trace Young	1	0-1	1	0-1

Assists	2018-19	Record	Career	Record
Justin James	15	4-11	33	15-18
Hunter Maldonado	2	1-1	2	1-1
Hunter Thompson	1	0-1	1	0-1
A.J. Banks	1	0-1	1	0-1

# 2018-19 GAME NOTES

## Individual Points-Rebounds-Assists

Opponent	Date	Score	00 HENDRICKS	01 JAMES	02 BANKS	05 JOHNSON	10 THOMPSON	11 YOUNG	13 TAYLOR	14 MUELLER	22 PORTER	24 MALDONADO	33 NAUGHTON	40 HENRY	55 FORNSTROM
UC SANTA BARBARA	11/06/18	L 66-76	8-1-2	20-11-4	4-0-0	DNP	10-2-0	DNP	DNP	3-5-1	0-0-0	12-3-2	DNP	DNP	DNP
at Oregon St.	11/10/18	L 64-83	14-3-0	18-10-9	0-0-0	0-0-0	DNP	DNP	0-0-0	8-2-1	10-5-0	10-2-2	DNP	DNP	DNP
Grambling State	11/14/18	W 86-78	13-3-1	23-7-3	0-0-0	2-0-0	DNP	DNP	21-7-1	4-3-1	0-0-0	21-12-2	DNP	DNP	DNP
Niagara	11/16/18	L 67-72	15-3-1	23-8-1	0-1-0	0-1-0	DNP	DNP	1-3-0	5-5-1	6-1-0	13-15-2	DNP	DNP	DNP
Boston College	11/19/18	L 76-88	22-0-1	27-9-3	0-0-0	3-1-0	DNP	DNP	11-6-1	2-5-0	1-2-1	DNP	DNP	DNP	DNP
Richmond	11/21/18	W 68-66	10-6-2	29-5-4	0-0-1	DNP	DNP	DNP	4-3-0	2-4-0	DNP	15-8-1	DNP	DNP	DNP
at Evansville	11/28/18	L 78-86	4-4-0	34-20-4	0-0-0	1-1-0	15-4-0	DNP	8-4-0	7-4-0	0-0-0	DNP	DNP	DNP	DNP
Northern Colorado	12/1/18	L 80-85	2-2-0	25-8-5	9-2-1	0-0-0	15-6-0	DNP	0-2-0	0-1-1	0-1-0	20-5-3	DNP	DNP	DNP
South Carolina	12/5/18	W 73-64	16-3-0	20-12-5	0-0-1	DNP	6-4-3	DNP	11-4-1	DNP	2-0-0	9-5-4	DNP	DNP	DNP
Denver	12/11/18	L 87-90 OT	27-2-2	26-8-5	2-3-0	0-0-0	15-1-2	DNP	4-1-0	DNP	3-1-0	10-4-2	DNP	DNP	DNP
vs ETSU	12/21/18	L 53-76	6-4-2	8-8-6	1-4-1	2-0-0	25-2-0	DNP	7-8-1	DNP	2-3-0	DNP	2-1-0	DNP	DNP
at UTEP	12/22/18	L 65-76	0-0-1	22-7-4	18-8-3	5-2-0	8-6-0	DNP	8-4-0	DNP	4-1-0	DNP	0-0-0	DNP	DNP
Dixie State	12/29/18	W 65-63	DNP	16-8-4	4-7-1	DNP	6-6-1	16-6-1	8-2-2	DNP	3-0-0	DNP	12-4-0	DNP	DNP
Boise State	1/2/19	L 55-69	DNP	7-14-3	8-1-2	DNP	6-3-0	16-3-0	4-1-0	DNP	4-1-1	DNP	10-2-1	DNP	DNP
at UNLV	1/5/19	L 56-68	DNP	15-7-4	9-6-0	DNP	17-6-0	10-8-0	2-1-0	DNP	0-0-0	DNP	3-3-0	DNP	DNP
at San Diego State	1/8/19	L 54-84	DNP	18-6-3	7-4-0	DNP	11-3-1	2-3-1	10-2-1	DNP	4-2-0	DNP	2-0-0	0-1-0	DNP
Utah State	1/12/19	L 55-71	DNP	27-10-2	5-3-2	DNP	5-2-2	0-7-0	14-3-1	DNP	0-1-0	DNP	4-0-0	DNP	0-0-0

## Game-by-Game Leaders

Opponent	Date	Score	Points	Rebounds	Assists	Steals	Blocks
UC SANTA BARBARA	11/06/18	L 66-76	20-JAMES, Justin	11-JAMES, Justin	4-JAMES, Justin	3-HENDRICKS, Jake	1-MUELLER, Austin
at Oregon St.	11/10/18	L 64-83	18-JAMES, Justin	10-JAMES, Justin	9-JAMES, Justin	2-REDDING, Nyaires	1-MUELLER, Austin
Grambling State	11/14/18	W 86-78	23-JAMES, Justin	12-MALDONADO, Hunter	3-REDDING, Nyaires	4-MUELLER, Austin	1-TAYLOR, TJ
Niagara	11/16/18	L 67-72	23-JAMES, Justin	15-MALDONADO, Hunter	3-REDDING, Nyaires	2-JAMES, Justin	1-MUELLER, Austin
Boston College	11/19/18	L 76-88	27-JAMES, Justin	9-JAMES, Justin	4-REDDING, Nyaires	1-MUELLER, Austin	2-TAYLOR, TJ
Richmond	11/21/18	W 68-66	29-JAMES, Justin	8-MALDONADO, Hunter	4-JAMES, Justin	2-JAMES, Justin	1-MUELLER, Austin
at Evansville	11/28/18	L 78-86	34-JAMES, Justin	20-JAMES, Justin	4-JAMES, Justin	2-JAMES, Justin	1-REDDING, Nyaires
Northern Colorado	12/1/18	L 80-85	25-JAMES, Justin	8-JAMES, Justin	5-JAMES, Justin	2-JAMES, Justin	2-JAMES, Justin
South Carolina	12/5/18	W 73-64	20-JAMES, Justin	12-JAMES, Justin	5-JAMES, Justin	3-MALDONADO, Hunter	1-THOMPSON, Hunter
Denver	12/11/18	L 87-90 OT	27-HENDRICKS, Jake	8-JAMES, Justin	5-JAMES, Justin	4-HENDRICKS, Jake	1-PORTER, Brandon
ETSU	12/21/18	L 53-76	25-THOMPSON, Hunter	8-JAMES, Justin	6-JAMES, Justin	3-JAMES, Justin	1-NAUGHTON, Jordan
at UTEP	12/22/18	L 65-76	22-JAMES, Justin	8-BANKS, A.J.	4-JAMES, Justin	3-BANKS, A.J.	1-NAUGHTON, Jordan
Dixie State	12/29/18	W 65-63	16 - James/Young	8 - James, Justin	4 - JAMES, Justin	2 - JAMES, Justin	2- NAUGHTON, Jordan
Boise State	1/2/19	L 55-69	16-YOUNG, Trace	14-JAMES, Justin	3-JAMES, Justin	2-JAMES, Justin	None
at UNLV	1/5/19	L 56-68	17-THOMPSON, Hunter	8-YOUNG, Trace	4-JAMES, Justin	3-BANKS, A.J.	2-BANKS, A.J.
at San Diego State	1/8/19	L 54-84	18-JAMES, Justin	6-JAMES, Justin	3-JAMES, Justin	2-BANKS, A.J.	2-YOUNG, Trace
Utah State	1/12/19	L 55071	27-JAMES, Justin	10-JAMES, Justin	2-JAMES, Justin	1-TAYLOR, TJ	2-NAUGHTON, Jordan

# 2018-19 GAME NOTES

## Cowboys in Comparison to Opponents

<b>Overall Record</b>	<b>4-13</b>
<b>When the Cowboys . . .</b>	<b>. . . they are</b>
Play day games	<b>2-1</b>
Play night games	<b>2-12</b>
<hr/>	
Lead at halftime	<b>1-1</b>
Trail at halftime	<b>2-12</b>
Are tied at halftime	<b>1-0</b>
<hr/>	
Shoot better from the field than opponent	<b>2-3</b>
Shoot worse from the field than opponent	<b>2-9</b>
Shoot the same from the field as opponent	<b>0-1</b>
<hr/>	
Shoot better from three-point range than opponent	<b>4-5</b>
Shoot worse from three-point range than opponent	<b>0-8</b>
Shoot the same from three-point range as opponent	<b>0-0</b>
<hr/>	
Shoot better from the free-throw line than opponent	<b>1-5</b>
Shoot worse from the free-throw line than opponent	<b>3-8</b>
Shoot the same from the free-throw line as opponent	<b>0-0</b>
<hr/>	
Outrebound opponent	<b>3-3</b>
Are outrebounded by opponent	<b>0-10</b>
Are even in rebounds with opponent	<b>1-0</b>
<hr/>	
Have more offensive rebounds than opponent	<b>2-2</b>
Have fewer offensive rebounds than opponent	<b>2-10</b>
Have the same number of offensive rebounds	<b>0-1</b>
<hr/>	
Have more defensive rebounds than opponent	<b>3-4</b>
Have fewer defensive rebounds than opponent	<b>1-7</b>
Have the same number of defensive rebounds	<b>0-1</b>

<b>When the Cowboys . . .</b>	<b>. . . they are</b>
Commit fewer fouls than opponent	<b>4-8</b>
Commit more fouls than opponent	<b>0-2</b>
Commit the same number of fouls	<b>0-3</b>
<hr/>	
Have more assists than opponent	<b>1-1</b>
Have fewer assists than opponent	<b>3-12</b>
Have the same number of assists	<b>0-0</b>
<hr/>	
Commit fewer turnovers than opponent	<b>3-3</b>
Commit more turnovers than opponent	<b>1-9</b>
Commit the same number of turnovers	<b>0-1</b>
<hr/>	
Block more shots than opponent	<b>1-4</b>
Block fewer shots than opponent	<b>3-6</b>
Block the same number of shots	<b>0-3</b>
<hr/>	
Have more steals than opponent	<b>3-4</b>
Have fewer steals than opponent	<b>1-8</b>
Have the same number of steals	<b>0-1</b>
<hr/>	
Have their starting frontcourt outscore the opponent's	<b>1-5</b>
Have their starting frontcourt outscored by the opponent's	<b>3-8</b>
Have their starting frontcourt tied by the opponent's	<b>0-0</b>
<hr/>	
Have their starting backcourt outscore the opponent's	<b>4-10</b>
Have their starting backcourt outscored by the opponent's	<b>0-3</b>
Have their starting backcourt tied by the opponent's	<b>0-0</b>
<hr/>	
Have their bench outscore the opponent's	<b>1-2</b>
Have their bench outscored by the opponent's	<b>3-11</b>
Have their bench tied by the opponent's in scoring	<b>0-0</b>

## Team Game-by-Game Comparison

Opponent	1st	2nd	Score	Mar	FG	FG %	3FG	3FG %	FT	FT Pct	Rbs	Ast	TO	Block	Steal	Fouls
<b>UC SANTA BARBARA</b>	<b>35/39</b>	<b>31/37</b>	<b>66-76</b>	<b>(10)</b>	<b>21-58/24-47</b>	<b>.362/.511</b>	<b>5-29/7-19</b>	<b>.172/.368</b>	<b>19-27/21-27</b>	<b>.704/.778</b>	<b>29/40 (11)</b>	<b>9/8</b>	<b>9/18</b>	<b>1/3</b>	<b>7/3</b>	<b>20/24</b>
at Oregon St.	32/41	32/42	64-83	(19)	24-57/31-63	.421/.492	7-23/5-18	.304/.278	9-20/16-21	.450/.762	27/45 (18)	14/17	12/12	1/6	5/6	22/22
<b>Grambling State</b>	<b>52/42</b>	<b>34/36</b>	<b>86-78</b>	<b>+8</b>	<b>25-60/28-57</b>	<b>.417/.491</b>	<b>9-24/8-16</b>	<b>.375/.500</b>	<b>27-32/14-23</b>	<b>.844/.609</b>	<b>42/33 +9</b>	<b>11/15</b>	<b>11/15</b>	<b>2/7</b>	<b>10/5</b>	<b>19/29</b>
<b>Niagara</b>	<b>25/33</b>	<b>42/39</b>	<b>67-72</b>	<b>(5)</b>	<b>25-62/25-66</b>	<b>.403/.379</b>	<b>7-20/10-30</b>	<b>.350/.333</b>	<b>10-14/12-15</b>	<b>.714/.800</b>	<b>42/39 +3</b>	<b>8/10</b>	<b>15/11</b>	<b>3/3</b>	<b>6/3</b>	<b>15/16</b>
Boston College	32/48	44/40	76-88	(12)	18-44/32-67	.409/.478	9-21/10-26	.429/.385	31-41/14-25	.756/.560	31/41 (10)	10/19	13/8	4/1	1/7	24/28
Richmond	27/35	41/31	68-66	+2	25-55/27-58	.455/.466	7-18/8-22	.389/.364	11-17/4-5	.647/.800	33/33 (0)	9/21	6/7	3/4	4/3	8/14
at Evansville	24/33	54/53	78-86	(8)	26-59/28-63	.441/.444	4-19/8-27	.211/.296	22-27/22-31	.815/.710	42/36 +6	7/14	16/9	1/1	3/5	28/23
<b>Northern Colorado</b>	<b>28/31</b>	<b>52/54</b>	<b>80-85</b>	<b>(5)</b>	<b>28-64/27-57</b>	<b>.438/.474</b>	<b>10-22/8-23</b>	<b>.455/.348</b>	<b>14-16/23-27</b>	<b>.875/.852</b>	<b>33/39 (6)</b>	<b>12/15</b>	<b>11/13</b>	<b>5/6</b>	<b>6/6</b>	<b>20/20</b>
<b>SOUTH CAROLINA</b>	<b>33/37</b>	<b>40/27</b>	<b>73-64</b>	<b>+9</b>	<b>21-48/22-66</b>	<b>.438/.333</b>	<b>10-20/3-20</b>	<b>.500/.150</b>	<b>21-28/17-20</b>	<b>.750/.850</b>	<b>31/43 (12)</b>	<b>14/13</b>	<b>14/16</b>	<b>2/5</b>	<b>7/6</b>	<b>20/23</b>
<b>Denver</b>	<b>39/48</b>	<b>33/24</b>	<b>87-90</b>	<b>(3)</b>	<b>32-61/33-66</b>	<b>.525/.500</b>	<b>11-23/9-23</b>	<b>.478/.391</b>	<b>12-18/15-15</b>	<b>.667/1.000</b>	<b>23/44 (21)</b>	<b>11/14</b>	<b>12/20</b>	<b>2/0</b>	<b>11/7</b>	<b>16/20</b>
ETSU	11/43	42/33	53-76	(23)	16-52/31-68	.308/.456	9-22/5-21	.409/.238	12-20/9-14	.600/.643	34/48 (14)	10/14	23/20	2/5	6/8	16/26
at UTEP	27/35	38/41	65-76	(11)	19-50/25-53	.380/.472	5-14/12-27	.357/.444	22-26/14-18	.846/.778	34/30 +4	8/18	17/14	3/3	8/7	19/19
<b>DIXIE STATE</b>	<b>30/30</b>	<b>35/33</b>	<b>65-63</b>	<b>+2</b>	<b>18-43/19-55</b>	<b>.419/.345</b>	<b>7-22/9-29</b>	<b>.318/.310</b>	<b>22-29/16-21</b>	<b>.759/.762</b>	<b>35/34 +1</b>	<b>9/11</b>	<b>16/9</b>	<b>4/2</b>	<b>4/10</b>	<b>19/26</b>
<b>BOISE STATE</b>	<b>22/33</b>	<b>33/36</b>	<b>55-69</b>	<b>(14)</b>	<b>14-40/25-59</b>	<b>.350/.424</b>	<b>6-16/8-26</b>	<b>.375/.308</b>	<b>21-24/11-15</b>	<b>.875/.733</b>	<b>30/33 (3)</b>	<b>7/13</b>	<b>15/6</b>	<b>0/2</b>	<b>2/8</b>	<b>15/19</b>
at UNLV	32/30	24/38	56-68	(12)	20-49/22-57	.408/.386	5-15/8-25	.333/.320	11-17/16-21	.647/.762	35/36 (1)	4/17	18/10	4/6	6/9	17/16
at SAN DIEGO STATE	25/48	29/36	54-84	(30)	16-46/29-57	.348/.509	6-20/12-24	.300/.500	16-29/14-17	.552/.824	24/40 (16)	6/20	16/15	4/2	4/6	16/26
UTAH STATE	25/32	30/39	55-71	(16)	20-50/27-57	.400/.474	7-20/7-24	.350/.292	8-13/10-17	.615/.588	29/40 (11)	7/13	9/7	4/3	2/4	15/16

Note: Game totals are displayed in the format WYO/OPPONENT for each category

# 2018-19 GAME NOTES

## Specialty Stats Game-by-Game

Opponent	Paint	Off TO	2nd Chance	Fast Break	Bench	Largest Lead	Largest Deficit	Lead Changes	Times Tied
UCSB	28/24	14/8	9/6	4/5	12/23	4	13	12	4
at Oregon State	30/46	9/9	6/21	6/7	12/15	3	24	3	1
Grambling	26/32	25/8	7/10	11/4	23/31	16	3	5	4
Niagara	24/26	12/15	9/8	0/4	7/16	1	9	4	4
vs. Boston College	14/34	8/20	9/16	2/8	6/15	1	22	9	5
vs. Richmond	26/28	10/4	5/4	6/2	18/3	5	11	4	8
at Evansville	36/38	15/16	8/3	2/8	16/44	1	15	8	3
Northern Colorado	30/30	13/13	6/2	11/4	31/22	8	10	10	8
South Carolina	18/26	15/13	2/8	2/6	13/19	12	9	1	0
Denver	32/34	24/12	4/14	11/10	5/17	10	14	7	5
ETSU	12/52	13/27	3/16	4/2	5/27	0	33	0	0
at UTEP	28/26	9/18	12/7	4/0	17/25	6	18	5	3
Dixie State	18/10	10/13	12/3	2/6	11/28	9	5	12	11
Boise State	14/24	9/17	3/12	0/4	8/24	1	22	6	0
at UNLV	26/22	12/23	10/10	2/14	2/12	7	16	9	1
at San Diego State	18/26	11/25	4/7	4/7	14/12	0	30	0	0
Utah State	16/36	6/11	5/8	0/0	4/25	8	18	2	3

<b>Points in the Paint:</b>	Most: 36 at Evansville, 11-28-18 Most Allowed: 52 vs. ETSU, 12-21-18	Least: 13 vs. ETSU, 12-21-18 Least Allowed: 10 vs. Dixie State, 12-29-18
<b>Points Off Turnovers:</b>	Most: 25 vs. Grambling, 11-14-18 Most Allowed: 27 vs. ETSU, 12-21-18	Least: 6 vs. Utah State, 1-12-19 Least Allowed: 4 vs. Richmond, 11-21-18
<b>Second Chance Pts:</b>	Most: 12 vs. Dixie State, 12-29-18 Most Allowed: 21 vs. Oregon State, 11-10-18	Least: 2 vs. South Carolina, 12-5-18 Least Allowed: 2 vs. UNC, 12-1-18
<b>Fast Break Points:</b>	Most: 11 three times, last vs. Denver, 12-11-18 Most Allowed: 14 at UNLV, 1-5-19	Least: 0 vs. Utah State, 1-12-19 Least Allowed: 2 vs. Utah State, 1-12-19
<b>Bench Points:</b>	Most: 31 vs. UNC, 12-1-18 Most Allowed: 44 at Evansville, 11-28-18	Least: 2 vs. UNLV, 1-5-19 Least Allowed: 3 vs. Richmond, 11-21-18

**Largest Deficit Overcome:** 11 vs Richmond, 11-21-18

**Largest Lead Lost:** 8 vs. UNC, 12-1-18

**Note:** Game totals are displayed in the format WYO/OPPONENT for each category

### Starters/Bench Production

	Starters (Total / % Team Total)	Bench
Minutes	2688 / 78%	737 / 22%
Points	944 / 82%	204 / 18%
Rebounds	413 / 74%	141 / 26%

### Points Scored/Allowed

Scoring		Allowing
0-0	49 or less	0-0
0-5	50-59	0-0
2-4	60-69	3-2
1-2	70-79	1-5
1-2	80-89	0-4
0-0	90-99	0-2
0-0	100+	0-0

### Record by Margin

1	2	3	4	5	6
0-0	1-0	1-1	0-0	0-2	0-0
7	8	9	10-15	16-20	20+
0-0	1-1	1-0	0-5	0-2	0-2

### Record by Month

Nov.	Dec.	Jan.	Feb.	March
2-5	2-4	0-4	0-0	0-0

### Record by Day of the Week

Sun.	Mon.	Tue.	Wed.	Thu.	Fri.	Sat.
0-0	0-1	0-3	3-2	0-0	1-2	0-5

### Record by Conference

Conference	Record
Big West	0-1
Pac-12	0-1
SWAC	1-0
MAAC	0-1
ACC	0-1
A-10	1-0
Missouri Valley	0-1
Big Sky	0-1
SEC	1-0
Summit League	0-1
C-USA	0-1
SoCON	0-1
RMAC	1-0
Mountain West	0-4

# 2018-19 GAME NOTES

## Team Superlatives

### Wyoming Game Highs

POINTS	87	DENVER(12/11/18)
	86	GRAMBLINGSTATE(11/14/18)
	80	NORTHERNCOLORADO(12/1/18)
	78	atEvansville(11/28/18)
	76	vsBostonCollege(11/19/18)
FIELDGOALSMADE	32	DENVER(12/11/18)
	28	NORTHERNCOLORADO(12/1/18)
FIELDGOALATTEMPTS	64	NORTHERNCOLORADO(12/1/18)
	62	NIAGARA(11/16/18)
FIELDGOALPERCENTAGE	.525 (32-61)	DENVER(12/11/18)
	.455 (25-55)	vsRichmond(11/21/18)
3 PT FIELD GOALSMADE	11	DENVER(12/11/18)
	10	SOUTHCAROLINA(12/05/18)
	10	NORTHERNCOLORADO(12/1/18)
3 PT FG ATTEMPTS	29	UCSANTABARBARA(11/06/18)
	24	GRAMBLINGSTATE(11/14/18)
3 PT FG PERCENTAGE	.500 (10-20)	SOUTHCAROLINA(12/05/18)
	.478 (11-23)	DENVER(12/11/18)
FREETHROWSMADE	31	vsBostonCollege(11/19/18)
	27	GRAMBLINGSTATE(11/14/18)
FREETHROWATTEMPTS	41	vsBostonCollege(11/19/18)
	32	GRAMBLINGSTATE(11/14/18)
FREETHROWPERCENTAGE	.875 (21-24)	BOISESTATE(01/02/19)
	.875 (14-16)	NORTHERNCOLORADO(12/1/18)
REBOUNDS	42	atEvansville(11/28/18)
	42	NIAGARA(11/16/18)
	42	GRAMBLINGSTATE(11/14/18)
ASSISTS	14	SOUTHCAROLINA(12/05/18)
	14	atOregonSt.(11/10/18)
STEALS	11	DENVER(12/11/18)
	10	GRAMBLINGSTATE(11/14/18)
BLOCKEDSHOTS	5	NORTHERNCOLORADO(12/1/18)
	4	UTAHSTATE(01/12/19)
	4	atSANDIEGOSTATE(01-08-19)
	4	atUNLV(01/05/19)
	4	DIXIESTATE(12/29/18)
	4	vsBostonCollege(11/19/18)
TURNOVERS	23	vsETSU(12/21/18)
	18	atUNLV(01/05/19)
FOULS	28	atEvansville(11/28/18)
	24	vsBostonCollege(11/19/18)

### Wyoming Game Lows

POINTS	53	vsETSU(12/21/18)
	54	atSANDIEGOSTATE(01-08-19)
	55	BOISESTATE(01/02/19)
	55	UTAHSTATE(01/12/19)
	56	atUNLV(01/05/19)
FIELDGOALSMADE	14	BOISESTATE(01/02/19)
	16	vsETSU(12/21/18)
FIELDGOALATTEMPTS	16	atSANDIEGOSTATE(01-08-19)
	40	BOISESTATE(01/02/19)
FIELDGOALPERCENTAGE	.308 (16-52)	DIXIESTATE(12/29/18)
	.348 (16-46)	vsETSU(12/21/18)
3 PT FIELD GOALSMADE	4	atSANDIEGOSTATE(01-08-19)
	5	atEvansville(11/28/18)
	5	UCSANTABARBARA(11/06/18)
	5	atUTEP(12/22/18)
	5	atUNLV(01/05/19)
3 PT FG ATTEMPTS	14	atUTEP(12/22/18)
	15	atUNLV(01/05/19)
3 PT FG PERCENTAGE	.172 (5-29)	UCSANTABARBARA(11/06/18)
	.211 (4-19)	atEvansville(11/28/18)
FREETHROWSMADE	8	UTAHSTATE(01/12/19)
	9	atOregonSt.(11/10/18)
FREETHROWATTEMPTS	13	UTAHSTATE(01/12/19)
	14	NIAGARA(11/16/18)
FREETHROWPERCENTAGE	.450 (9-20)	atOregonSt.(11/10/18)
	.552 (16-29)	atSANDIEGOSTATE(01-08-19)
REBOUNDS	23	DENVER(12/11/18)
	24	atSANDIEGOSTATE(01-08-19)
ASSISTS	4	atUNLV(01/05/19)
	6	atSANDIEGOSTATE(01-08-19)
STEALS	1	vsBostonCollege(11/19/18)
	2	BOISESTATE(01/02/19)
	2	UTAHSTATE(01/12/19)
BLOCKEDSHOTS	0	BOISESTATE(01/02/19)
	1	UCSANTABARBARA(11/06/18)
	1	atOregonSt.(11/10/18)
	1	atEvansville(11/28/18)
TURNOVERS	6	vsRichmond(11/21/18)
	9	UCSANTABARBARA(11/06/18)
	9	UTAHSTATE(01/12/19)
FOULS	8	vsRichmond(11/21/18)
	15	NIAGARA(11/16/18)
	15	BOISESTATE(01/02/19)
	15	UTAHSTATE(01/12/19)

### Opponent Game Highs

POINTS	90	DENVER(12/11/18)
	88	vsBostonCollege(11/19/18)
	86	atEvansville(11/28/18)
	85	NORTHERNCOLORADO(12/1/18)
	84	atSANDIEGOSTATE(01-08-19)
FIELDGOALSMADE	33	DENVER(12/11/18)
	32	vsBostonCollege(11/19/18)
FIELDGOALATTEMPTS	68	vsETSU(12/21/18)
	67	vsBostonCollege(11/19/18)
FIELDGOALPERCENTAGE	.511 (24-47)	UCSANTABARBARA(11/06/18)
	.509 (29-57)	atSANDIEGOSTATE(01-08-19)
3 PT FIELD GOALSMADE	12	atSANDIEGOSTATE(01-08-19)
	12	atUTEP(12/22/18)
3 PT FG ATTEMPTS	30	NIAGARA(11/16/18)
	29	DIXIESTATE(12/29/18)
3 PT FG PERCENTAGE	.500 (12-24)	atSANDIEGOSTATE(01-08-19)
	.500 (8-16)	GRAMBLINGSTATE(11/14/18)
FREETHROWSMADE	23	NORTHERNCOLORADO(12/1/18)
	22	atEvansville(11/28/18)
FREETHROWATTEMPTS	31	atEvansville(11/28/18)
	27	NORTHERNCOLORADO(12/1/18)
	27	UCSANTABARBARA(11/06/18)
FREETHROWPERCENTAGE	1.000 (15-15)	DENVER(12/11/18)
	.852 (23-27)	NORTHERNCOLORADO(12/1/18)
REBOUNDS	48	vsETSU(12/21/18)
	45	atOregonSt.(11/10/18)
ASSISTS	21	vsRichmond(11/21/18)
	20	atSANDIEGOSTATE(01-08-19)
STEALS	10	DIXIESTATE(12/29/18)
	9	atUNLV(01/05/19)
BLOCKEDSHOTS	7	GRAMBLINGSTATE(11/14/18)
	6	atUNLV(01/05/19)
	6	NORTHERNCOLORADO(12/1/18)
	6	atOregonSt.(11/10/18)
TURNOVERS	20	vsETSU(12/21/18)
	20	DENVER(12/11/18)
FOULS	29	GRAMBLINGSTATE(11/14/18)
	28	vsBostonCollege(11/19/18)

### Opponent Game Lows

POINTS	63	DIXIESTATE(12/29/18)
	64	SOUTHCAROLINA(12/05/18)
	66	vsRichmond(11/21/18)
	68	atUNLV(01/05/19)
	69	BOISESTATE(01/02/19)
FIELDGOALSMADE	19	DIXIESTATE(12/29/18)
	22	SOUTHCAROLINA(12/05/18)
	22	atUNLV(01/05/19)
FIELDGOALATTEMPTS	47	UCSANTABARBARA(11/06/18)
	53	atUTEP(12/22/18)
FIELDGOALPERCENTAGE	.333 (22-66)	SOUTHCAROLINA(12/05/18)
	.345 (19-55)	DIXIESTATE(12/29/18)
3 PT FIELD GOALSMADE	3	SOUTHCAROLINA(12/05/18)
	5	atOregonSt.(11/10/18)
	5	vsETSU(12/21/18)
3 PT FG ATTEMPTS	16	GRAMBLINGSTATE(11/14/18)
	18	atOregonSt.(11/10/18)
3 PT FG PERCENTAGE	.150 (3-20)	SOUTHCAROLINA(12/05/18)
	.238 (5-21)	vsETSU(12/21/18)
FREETHROWSMADE	4	vsRichmond(11/21/18)
	9	vsETSU(12/21/18)
FREETHROWATTEMPTS	5	vsRichmond(11/21/18)
	14	vsETSU(12/21/18)
FREETHROWPERCENTAGE	.560 (14-25)	vsBostonCollege(11/19/18)
	.588 (10-17)	UTAHSTATE(01/12/19)
REBOUNDS	30	atUTEP(12/22/18)
	33	GRAMBLINGSTATE(11/14/18)
	33	vsRichmond(11/21/18)
	33	BOISESTATE(01/02/19)
ASSISTS	8	UCSANTABARBARA(11/06/18)
	10	NIAGARA(11/16/18)
STEALS	3	UCSANTABARBARA(11/06/18)
	3	NIAGARA(11/16/18)
	3	vsRichmond(11/21/18)
BLOCKEDSHOTS	0	DENVER(12/11/18)
	1	vsBostonCollege(11/19/18)
	1	atEvansville(11/28/18)
TURNOVERS	6	BOISESTATE(01/02/19)
	7	vsRichmond(11/21/18)
	7	UTAHSTATE(01/12/19)
FOULS	14	vsRichmond(11/21/18)
	16	NIAGARA(11/16/18)
	16	atUNLV(01/05/19)
	16	UTAHSTATE(01/12/19)



# 2018-19 GAME NOTES

## Cowboys in the NCAA National Stats

### Team Stats

Statistic	National Rank	Conference Rank	Value	National Leader	Value	Conference Leader	Value
3-pt Field Goal Attempts (351 ranked)	241	9	348	Savannah St.	714	Nevada	467
Assist Turnover Ratio (351 ranked)	338	11	0.68	Southern Miss.	1.72	Nevada	1.51
Assists Per Game (351 ranked)	350	11	9.2	Michigan St.	21.1	Utah St.	16.5
Blocked Shots Per Game (351 ranked)	264	7	2.6	Duke	8.1	Utah St.	4.4
Defensive Rebounds per Game (351 ranked)	143	4	26.18	Michigan St.	32.00	Utah St.	30.39
Fewest Fouls (351 ranked)	183	8	309	Harvard	227	Colorado St.	276
Fewest Turnovers (351 ranked)	190	7	230	Virginia	142	Nevada	179
Field-Goal Percentage (351 ranked)	318	11	41.0	Gonzaga	52.6	Air Force	47.5
Field-Goal Percentage Defense (351 ranked)	251	7	44.8	Texas Tech	33.8	Utah St.	37.5
Free Throw Attempts (351 ranked)	42	2	398	Iowa	506	Nevada	438
Free Throws Made (351 ranked)	37	3	288	Iowa	383	Nevada	318
Free-Throw Percentage (351 ranked)	104	5	72.4	Incarnate Word	80.9	Utah St.	75.5
Offensive Rebounds Per Game (351 ranked)	350	11	6.29	Portland St.	17.93	UNLV	15.69
Personal Fouls Per Game (351 ranked)	179	6	18.2	Notre Dame Michigan	13.6 13.6	Colorado St.	16.2
Rebound Margin (351 ranked)	341	11	-6.0	ETSU	14.8	Utah St.	10.4
Scoring Defense (351 ranked)	277	8	76.2	Virginia	51.7	Utah St.	65.2
Scoring Margin (351 ranked)	331	10	-8.6	Gonzaga	23.7	Nevada	13.7
Scoring Offense (351 ranked)	304	10	67.5	The Citadel	94.4	Nevada	80.2
Steals Per Game (351 ranked)	278	9	5.4	FIU	11.9	New Mexico	7.4
Three Pt FG Defense (351 ranked)	197	6	34.2	Virginia	25.1	Fresno St.	29.1
Three-Point Field Goals Per Game (351 ranked)	217	7	7.3	The Citadel	13.3	Fresno St.	10.1
Three-Point Field-Goal Percentage (351 ranked)	117	4	35.6	Lehigh	46.0	Fresno St.	38.4
Total 3-point FGM (351 ranked)	211	8	124	Creighton Purdue Fort Wayne	218 218	New Mexico	168
Total Assists (351 ranked)	349	11	156	Michigan St.	358	Utah St.	297
Total Blocks (351 ranked)	261	7	45	Duke	130	Utah St.	79
Total Rebounds (351 ranked)	300	11	552	ETSU	823	Utah St.	743
Total Rebounds Per Game (351 ranked)	322	11	32.47	Bowling Green	44.41	Utah St.	41.28
Total Steals (351 ranked)	279	9	91	FIU	202	Utah St.	128
Turnover Margin (348 ranked)	282	9	-1.5	FIU	7.7	Nevada	3.3
Turnovers Forced (351 ranked)	288	9	12.06	FIU	22.18	Fresno St.	14.56
Turnovers Per Game (351 ranked)	192	6	13.5	Virginia	8.9	Nevada	9.9
Won-Lost Percentage (351 ranked)	331	10	23.5	Michigan Virginia	100.0 100.0	Nevada	94.4

### Individual Stats

Statistic	Player	National Rank	Conference Rank	Value	National Leader	Value	Conference Leader	Value
3-pt Field Goal Attempts (248 ranked)					Antoine Davis, Detroit Mercy	214	Caleb Martin, Nevada	174
Assist Turnover Ratio (249 ranked)					Jalen Avery, Kent St.	6.09	Cody Martin, Nevada	3.13
Assists Per Game (247 ranked)	Justin James	146	5	4.1	Ja Morant, Murray St.	10.7	Cody Martin, Nevada	5.4
Blocked Shots Per Game (232 ranked)					Kylor Kelley, Oregon St.	4.20	Neemias Queta, Utah St.	2.44
Defensive Rebounds per Game (246 ranked)	Justin James	8	2	8.06	Demajeo Wiggins, Bowling Green	9.12	Nico Carvacho, Colorado St.	8.35
Double Doubles (249 ranked)	Justin James Hunter Maldonado	77 249	4 10	5 2	Mike Daum, South Dakota St. Devontae Cacok, UNCW	12 12	Jordan Caroline, Nevada	11
Field-Goal Percentage (250 ranked)					Tristan Clark, Baylor	73.7	Nico Carvacho, Colorado St.	60.3
Free Throw Attempts (243 ranked)	Justin James	2	1	156	Jayden Gardner, East Carolina	159	Justin James, Wyoming	156
Free Throws Made (250 ranked)	Justin James	4	1	117	Mike Daum, South Dakota St.	125	Justin James, Wyoming	117
Free-Throw Percentage (250 ranked)					Lindy Waters, III, Oklahoma St.	95.7	Sam Merrill, Utah St.	90.3
Minutes Per Game (250 ranked)	Justin James	5	1	38:15	Jahlil Jenkins, Fairleigh Dickinson	39:10	Justin James, Wyoming	38:15
Offensive Rebounds Per Game (247 ranked)					James Thompson IV, Eastern Mich.	4.41	Nico Carvacho, Colorado St.	4.00
Points Per Game (249 ranked)	Justin James	25	1	21.1	Chris Clemons, Campbell	29.2	Justin James, Wyoming	21.1
Rebounds Per Game (250 ranked)	Justin James	36	3	9.2	Nico Carvacho, Colorado St. Demajeo Wiggins, Bowling Green	12.4 12.4	Nico Carvacho, Colorado St.	12.4
Steals Per Game (249 ranked)					Brian Beard Jr., FIU	3.47	Kendle Moore, Colorado St.	1.65
Three-Point Field Goals Per Game (245 ranked)					Antoine Davis, Detroit Mercy	5.00	Anthony Mathis, New Mexico	3.82
Three-Point Field-Goal Percentage (144 ranked)					Noah Baumann, San Jose St.	54.7	Noah Baumann, San Jose St.	54.7
Total 3-point FGM (230 ranked)					Antoine Davis, Detroit Mercy	90	Anthony Mathis, New Mexico	65
Total Assists (246 ranked)	Justin James	128	5	69	Ja Morant, Murray St.	161	Cody Martin, Nevada	97
Total Blocks (231 ranked)					Brandon Gilbeck, Western Ill.	70	Neemias Queta, Utah St.	44
Total Field Goal Attempts (242 ranked)	Justin James	13	1	289	Antoine Davis, Detroit Mercy	409	Justin James, Wyoming	289
Total Field Goals Made (240 ranked)	Justin James	77	1	111	Antoine Davis, Detroit Mercy	173	Justin James, Wyoming	111
Total Minutes (250 ranked)	Justin James	17	1	650:19	Skyler Flatten, South Dakota St.	757:18	Justin James, Wyoming	650:19
Total Points (249 ranked)	Justin James	27	1	358	Mike Daum, South Dakota St.	508	Justin James, Wyoming	358
Total Rebounds (248 ranked)	Justin James	35	3	157	Jeromy Rodriguez, ETSU	230	Nico Carvacho, Colorado St.	210
Total Steals (222 ranked)					Brian Beard Jr., FIU	59	Kendle Moore, Colorado St.	28
Triple Doubles (1 ranked)					19 players tied	1		

## 2018-19 GAME NOTES

### Last Time an Individual

<b>Cowboy Scored 30 Points</b>	33 by Justin James, vs. Evansville, 11/28/18
<b>Opponent Scored 30 Points</b>	31 by Joel Ntambwe, UNLV, 1/5/19
<b>Cowboy Scored 40 Points</b>	41 by Jay Straight vs. CSU, 2/26/05
<b>Opponent Scored 40 Points</b>	43 by Ruben Douglas UNM, 2/15/03
<b>Cowboy Made Seven 3FG</b>	7 by Hunter Thompson, ETSU, 12-21-18
<b>Opponent Made Seven 3FG</b>	7 by Marvelle Harris Fresno St., 2/17/16
<b>Cowboy Made 15 FT</b>	16 by Jason McManamen vs. Pacific, 11/22/16
<b>Opponent Made 15 FT</b>	17 by Deshon Taylor, Fresno State, 2/8/17
<b>Cowboy Had 15 Rebounds</b>	15 by Hunter Maldonado, Niagara, 11/16/18
<b>Opponent Had 15 Rebounds</b>	15 by Brandon McCoy, UNLV, 2/10/18
<b>Cowboy Had 20 Rebounds</b>	20 by Justin James, vs. Evansville, 11/28/18
<b>Opponent Had 20 Rebounds</b>	22 by Jason Smith CSU, 2/24/07
<b>Cowboy Had 10 Assists</b>	11 by JayDee Luster vs. Peru St., 11/18/09
<b>Opponent Had 10 Assists</b>	10 by Alex Caruso at Texas A&M, 3/18/14
<b>Cowboy had 15 Assists</b>	15 by Jay Straight vs. Winthrop, 12/20/03
<b>Opponent had 15 Assists</b>	15 by Matt Montague BYU, 2/2/02
<b>Cowboy Blocked Five Shots</b>	5 by Alan Herndon, at Nevada, 1/3/18
<b>Opponent Blocked Five Shots</b>	6 by Bodie Hume, vs. UNC, 12/1/18
<b>Cowboy Had Five Steals</b>	5 by L. Washington, vs. Nevada, 2/13/13
<b>Opponent Had Five Steals</b>	6 by Jonah Mathews, vs. USC, 12/23/16
<b>Cowboy Had a Double-Double</b>	Justin James vs. Utah State, 1/12/19 (27 points and 10 rebounds)
<b>Opponent Had a Double-Double</b>	Jalen McDaniels, SDSU, 1/8/19 (22 points and 12 rebounds)
<b>Two Pokes Had a Double-Double</b>	James/Herndon at Colorado State, 1/31/18
<b>Three Pokes Had a Double-Double</b>	Alan Herndon vs. Drake, 12/2/17 (32 points and 10 rebounds) Hayden Dalton vs. Drake, 12/2/17 (17 points and 14 rebounds) Justin James vs. Drake, 12/2/17 (24 points and 12 rebounds)
<b>Two Cowboys Scored 25 Points Each</b>	25 points by Justin James at Colorado State, 1/31/18 26 points by Hayden Dalton at Colorado State, 1/31/18
<b>Four Cowboys Scored 20 Points Each</b>	20 points by Turk Boyd vs. Loyola Marymount, 3/17/86 20 points by Les Bolden vs. Loyola Marymount, 3/17/86 24 points by Fennis Dembo vs. Loyola Marymount, 3/17/86 20 points by Eric Leckner vs. Loyola Marymount, 3/17/86
<b>Three Cowboys Scored 20 Points Each</b>	23 points by Justin James vs. Grambling, 11/14/18 21 points by Hunter Maldonado vs. Grambling, 11/14/18 21 points by TJ Taylor vs. Grambling, 11/14/18
<b>Two Cowboys Scored 20 Points Each</b>	20 points by Hunter Maldonado vs. UNC, 12/1/18 25 points by Justin James vs. UNC, 12/1/18
<b>At Least Five Cowboys Scored in Double Figures</b>	15 points by Alan Herndon vs. San José State, 2/17/18 17 points by Justin James vs. San José State, 2/17/18 11 points by Cody Kelley vs. San José State, 2/17/18 22 points by Hayden Dalton vs. San José State, 2/17/18 11 points by Alex Aka Gorski vs. San José State, 2/17/18
<b>Triple-Doubles by a Cowboy</b>	Justin Williams vs. Utah, 3/10/06, (10 pts, 15 rbs and 12 blks) Theo Ratliff vs. San Diego St., 1/2/95, (20 pts, 12 rbs and 11 blks)
<b>Largest Margin of Victory in the AA by Wyoming</b>	53 vs. Tennessee St. 109-56, 12/17/03

### Last Time a Team

<b>Wyoming Scored 100 Points</b>	114 vs. New Mexico, 2/20/18
<b>Opponent Scored 100 Points</b>	119 by New Mexico, 2/20/18
<b>Wyoming Scored Less Than 50 Points</b>	45 vs. San Diego St., 3/14/15
<b>Opponent Scored Less Than 50 Points</b>	43 by San Diego St., 3/14/15
<b>Wyoming Scored Less Than 40 Points</b>	36 at Fresno State, 1/16/13
<b>Opponent Scored Less Than 40 Points</b>	35 by Regis, 12/7/14
<b>Wyoming Shot 60% From the Field</b>	61.9 vs. UNC, 11/16/14
<b>Opponent Shot 60% From the Field</b>	61.7 by New Mexico, 2/20/18
<b>Wyoming Shot less than 30%</b>	29.8 at Texas A&M, 3/8/14
<b>Opponent Shot less than 30%</b>	28.2 by DePaul, 12/22/16
<b>Wyoming Made 15 3-Point Baskets</b>	16 vs. San José State, 2/17/18
<b>Opponent Made 15 3-Point Baskets</b>	15 by Eastern Washington, 12/12/17
<b>Wyoming Made No 3-Point Baskets</b>	vs. Denver, 11/25/09
<b>Opponent Made No 3-Point Baskets</b>	by Fresno State, 1/16/13
<b>Wyoming Made 30 Free Throws</b>	34 vs. Nevada, 1/24/18
<b>Opponent Made 30 Free Throws</b>	32 by New Mexico, 2/20/18
<b>Wyoming Made 20 Free Throws</b>	21 vs. Boise State, 1/2/19
<b>Opponent Made 20 Free Throws</b>	23 by UNC, 12/1/18
<b>Wyoming Made 90% of Free Throws</b>	96% vs. CSUB, 11/25/15
(Min 10 FTA)	
<b>Opponent Made 90% of Free Throws</b>	100% by Denver, 12-11-18
(Min 10 FTA)	
<b>Wyoming Attempted 40 Free Throws</b>	41 vs. BC, 11/19/18
<b>Opponent Attempted 40 Free Throws</b>	43 by New Mexico, 2/20/18
<b>Wyoming Attempted 30 Free Throws</b>	32 vs. Grambling, 11/14/18
<b>Opponent Attempted 30 Free Throws</b>	34 by Boise State, 3/3/18
<b>Wyoming Had 50 Rebounds</b>	52 vs. Drake, 12/2/17
<b>Opponent Had 50 Rebounds</b>	51 by Colorado State, 1/31/18
<b>Wyoming Had 40 Rebounds</b>	42 vs. Evansville, 11/28/18
<b>Opponent Had 40 Rebounds</b>	40 by Utah State, 1/12/19
<b>Wyoming Had 20 Offensive Rebounds</b>	20 vs. Savannah St., 1/8/03
<b>Wyoming Had +20 Rebound Margin</b>	+20 vs. Utah Valley, 11/30/11
<b>Opponent Had +20 Rebound Margin</b>	+21 at Denver, 12-11-18
<b>Wyoming Had +10 Rebound Margin</b>	+10 vs. Texas Southern, 12/16/17
<b>Opponent Had +10 Rebound Margin</b>	+11 by Utah State, 1/12/19
<b>Wyoming Had 20 Assists</b>	20 vs. New Mexico, 3/8/18
<b>An Opponent Had 20 Assists</b>	20 by SDSU, 1/8/19
<b>Wyoming Had less than 10 Assists</b>	7 vs. Utah State, 1/12/19
<b>Opponent had less than 10 Assists</b>	8 by UCSB, 11/6/18
<b>Wyoming Committed 20 Turnovers</b>	23 vs. ETSU, 12/21/18
<b>Opponent Committed 20 Turnovers</b>	20 by ETSU, 12/21/18
<b>Opponent Committed 30 Turnovers</b>	31 by Alcorn St., 12/21/98
<b>Wyoming Had less than 5 Turnovers</b>	2 vs. Colorado St., 1/30/16
<b>Wyoming Blocked 10 Shots</b>	10 vs. South Dakota, 12/20/09
<b>Wyoming Had 15 Steals</b>	15 vs. Western St., 11/12/11
<b>Wyoming Had 20 Steals</b>	21 by Peru St., 11/18/09
<b>Wyoming Beat a Top-25 Team</b>	#23 Nevada, 104-103 (2OT) 1/24/18
<b>Wyoming Beat a Top-25 Team (Home)</b>	#23 Nevada, 104-103 (2OT) 1/24/18
<b>Wyoming Beat a Top-25 Team (Road)</b>	#18 BYU, 56-53, 1/18/80
<b>Wyoming Beat a Top-25 Team (Neutral)</b>	#RV/25 San Diego St., 3/14/15









# 2018-19 GAME NOTES

## Game-by-Game Box Scores

### Game 17: Wyoming 55 Utah State 71



Official Basketball Box Score -- Game Totals -- Final Statistics

#### Utah State vs Wyoming

01/12/19 4:05 pm at Laramie,Wyo. (Arena-Auditorium)



#### Utah State 71 • 12-5,2-2 MW

#	Player	Total			3-Ptr			Rebounds			PF	TP	A	TO	Blk	Stl	Min
		FG-FGA	FG-FGA	FT-FTA	FG-FGA	FT-FTA	Off	Def	Tot								
10	TAYLOR, Quinn	f	3-8	1-3	0-0	1	3	4	1	7	4	0	0	1	25		
23	QUETA, Neemias	c	6-7	0-0	2-5	1	4	5	1	14	0	0	2	0	26		
04	AINGE, Crew	g	0-3	0-3	0-0	0	2	2	0	0	0	0	0	0	5		
05	MERRILL, Sam	g	8-14	2-6	4-6	1	7	8	4	22	4	1	0	0	38		
22	MILLER, Brock	g	1-6	1-4	0-0	2	1	3	1	3	2	1	0	0	35		
01	KNIGHT, Tauriawn		0-0	0-0	2-2	0	1	1	0	2	0	0	0	0	4		
02	BROWN JR., Dwayne		6-8	1-2	0-1	2	4	6	2	13	0	1	0	0	22		
12	BEAN, Justin		0-2	0-0	0-0	0	2	2	0	0	0	0	1	0	7		
15	PORTER, Abel		0-3	0-2	0-0	0	1	1	4	0	1	2	0	0	11		
24	BRITO, Diogo		3-6	2-4	2-3	1	2	3	3	10	2	2	0	3	27		
Team						2	3	5									
Totals			27-57	7-24	10-17	10	30	40	16	71	13	7	3	4	200		

FG % 1st Half: 13-33 39.4% 2nd half: 14-24 58.3% Game: 27-57 47.4% Deadball Rebounds 1  
 3FG % 1st Half: 4-15 26.7% 2nd half: 3-9 33.3% Game: 7-24 29.2%  
 FT % 1st Half: 2-4 50.0% 2nd half: 8-13 61.5% Game: 10-17 58.8%

#### Wyoming 55 • 4-13,0-4 MW

#	Player	Total			3-Ptr			Rebounds			PF	TP	A	TO	Blk	Stl	Min
		FG-FGA	FG-FGA	FT-FTA	FG-FGA	FT-FTA	Off	Def	Tot								
10	THOMPSON, Hunter	f	1-5	1-3	2-4	0	2	2	2	5	2	0	0	0	35		
11	YOUNG, Trace	f	0-4	0-3	0-0	0	7	7	1	0	0	2	0	0	31		
01	JAMES, Justin	g	10-21	2-5	5-8	1	9	10	2	27	2	3	2	0	40-		
02	BANKS, A.J.	g	2-4	0-1	1-1	0	3	3	2	5	2	1	0	0	31		
13	TAYLOR, TJ	g	5-10	4-6	0-0	0	3	3	4	14	1	1	0	1	37		
22	PORTER, Brandon		0-1	0-1	0-0	0	1	1	1	0	0	1	0	0	6		
33	NAUGHTON, Jordan		2-4	0-0	0-0	0	0	0	1	4	0	0	2	0	10		
55	FORNSTROM, Haize		0-1	0-1	0-0	0	0	0	2	0	0	0	1	1	10		
Team						2	1	3									
Totals			20-50	7-20	8-13	3	26	29	15	55	7	9	4	2	200		

FG % 1st Half: 10-29 34.5% 2nd half: 10-21 47.6% Game: 20-50 40.0% Deadball Rebounds 2  
 3FG % 1st Half: 3-11 27.3% 2nd half: 4-9 44.4% Game: 7-20 35.0%  
 FT % 1st Half: 2-3 66.7% 2nd half: 6-10 60.0% Game: 8-13 61.5%

Officials: Kevin Brill,Glen Mayberry,Brad Ferrie  
 Technical fouls: Utah State-None, Wyoming-None.  
 Attendance: 3426

Score by periods	1st	2nd	Total
Utah State	32	39	71
Wyoming	25	30	55

Points	In	Off	2nd	Fast	Bench
USU	36	11	8	0	25
WY	16	6	5	0	4

Last FG - USU 2nd-02:09, WY 2nd-03:16. Score tied - 3 times.  
 Largest lead - USU by 18 2nd-04:24, WY by 8 1st-15:04. Lead changed - 2 times.  
 USU led for 22:59, WY led for 14:15. Game was tied for 02:46.

### Game 18 Wyoming at New Mexico

### Game 19: Wyoming vs. San Jose State

### Game 20: Wyoming at Boise State