



COLORADO STATE

FOOTBALL

15 CONFERENCE CHAMPIONSHIPS | 17 BOWL GAME APPEARANCES | 45 WEEKS IN THE POLLS SINCE 1994 | 29 ALL-AMERICANS
257 FIRST-TEAM ALL-CONFERENCE SELECTIONS | 3 COLLEGE FOOTBALL HALL OF FAME SELECTIONS | 1 JIM THORPE AWARD WINNER

Primary Contact: Kyle Neaves, Associate Athletic Director for Communications • Kyle.Neaves@colostate.edu • (228) 424-6921 • @KyleNeavesCSU
Secondary Contact: Mike Brohard, Assistant Director for Athletics Communications and Content Development • Mike.Brohard@colostate.edu • (970) 290-0650 • @MBrohard

GAME 1

New Mexico

7 p.m. MT | Oct. 24, 2020 | Canvas Stadium (36,500)

ON TV: **FS2** **Play-by-Play:** Guy Haberman
Analyst: Charles Arbuckle

RADIO:  **Play-by-Play:** Brian Roth
Analyst: Mark Driscoll
Reporter: Marty Cesario

Colorado State Sports Network: KARS 102.9 FM
Internet Radio: SiriusXM Ch. 972 and TuneIn app

COLORADO STATE RAMS (0-0 MW)

DATE	OPPONENT	TIME (MT)	TV/RESULT
OCTOBER			
24	New Mexico	7 p.m.	FS2
29	at Fresno State	8 p.m.	CBSN
NOVEMBER			
5	Wyoming	7 p.m.	CBSN
12	at Boise State	6 p.m.	FS1
21	UNLV	TBD	FS1/FS2
26	at Air Force	Noon	CBSN
DECEMBER			
5	at San Diego State	8:30 p.m.	CBSN
12	Utah State	7:30 p.m.	CBSN

NEW MEXICO LOBOS (0-0 MW)

DATE	OPPONENT	TIME (MT)	TV/RESULT
OCTOBER			
24	at Colorado State	7 p.m.	FS2
31	San Jose State	TBD	FS1/FS2
NOVEMBER			
7	at Hawai'i	TBA	Spectrum
14	Nevada	TBA	FS1/FS2
20	at Air Force	7:30 p.m.	FS1
26	at Utah State	TBA	FS1
DECEMBER			
5	Wyoming	5 p.m.	CBSN
12	Fresno State	TBA	FS1/FS2



COLORADO STATE VS. NEW MEXICO 42-25
Steve Addazio vs. New Mexico 0-0
Danny Gonzales vs. Colorado State 0-0
in Fort Collins 20-11
Last Result vs. UNM W, 35-21 (Oct. 11, 2019)
Last Result in Fort Collins W, 20-18 (Oct. 13, 2018)

NOTING THE RAMS

- Colorado State begins a new era under head coach Steve Addazio who was named the program's 23rd head coach on Dec. 12, 2019. Addazio begins his 10th year as an FBS head coach in 2020 with the Rams after seven seasons at Boston College (2013-19) and two seasons at Temple (2011-12).
- Addazio is only the second Colorado State head coach to have won a bowl game as a head coach with another school. Only Earle Bruce had won a bowl game prior to coaching at CSU.
- Addazio has been a head coach in five bowl games, and led his teams to six bowl games. He has coached in more bowl games as a head coach than all other CSU head coaches except Earle Bruce who coached in 10 bowl games prior to arriving at CSU.
- Colorado State returns 69-percent of it's overall team production from 2019 according to ESPN. That mark ranks No. 45 nationally and is tied with Nevada for the most returning production in the Mountain West.
- With an Oct. 24 start, it marks the latest start for a first-year head coach in program history and the second-latest season opener in school history with the latest occurring during the last worldwide pandemic, Nov. 16, 1918.
- An eight-game regular season marks the fewest games Colorado State will have scheduled since 1945, the year the school adopted the Rams nickname.
- Colorado State brought in a number of FBS transfers in the offseason, many of whom are expected to play key roles during the 2020 campaign including: QB Todd Centeio (Temple), TE Brian Polendy (Miami), OL Elijah Johnson (Boston College), OL Cam Reddy (Boston College), OL Adam Kortuz (Boston College), and DL Scott Patchan (Miami).
- Senior Ryan Stonehouse, a 2018 All-American, enters the 2020 campaign as the NCAA's all-time career leader in punt average with a 47.0 mark. The two-time All-Mountain West performer would hold the record if he didn't punt another ball.

NOTING THE GAME

- Colorado State and New Mexico begin one of the odder seasons in history on Saturday as a part of a delayed start by the Mountain West. The Rams haven't begun a season this late since 1914 when Colorado State hosted Colorado on Oct. 24 as well.
- The match-up will be the 68th in the series between Colorado State and New Mexico. For the Rams, it's the fifth-most played series in program history, trailing Wyoming (110), Colorado (91), Utah (80), and Utah State (76).
- Both teams enter the 2020 season with new head coaches. While Danny Gonzales enters the year as a first-time head coach, Steve Addazio begins his 10th season as a head coach.

WHERE TO FIND IT

GENERAL

Media Information	2
Weekly Schedule.....	2
Steve Addazio	8-9
Addazio Record Book..	10
MW Standings.....	12
CSU Rosters.....	14-15
What Returns.....	15

ON THE GAME

Game Center	3
Depth Chart	7
Assistant Coaches.....	7
Record Breakdown	11

NOTEBOOK

Offensive Notes	4
Defensive Notes	5
Special Teams Notes	6
Schedule Notes	6
2020 Notebook.....	11-13
Start Chart	12
Games Played Chart	13
Game Notables.....	18
The Last Time	20-21

STATISTICS

Opening Drives.....	16
Position/Game Starts...	17
By-Game Starters.....	17
Explosive Plays.....	18
Turnovers/Big Plays.....	19
Drive Summaries.....	22
2019 Statistics	23

NUMBERS TO WATCH

13

Last season, Dante Wright became the first true freshman receiver to start every game since Rashard Higgins in 2013.

6

Colorado State brought in six FBS transfers this offseason, many of whom are expected to play key roles on the 2020 team.

47.0

Senior punter Ryan Stonehouse enters the 2020 campaign with the NCAA's career punt average record at 47.0.



Media INFORMATION

CREDENTIALS: Credentials will be issued on a game-by-game basis for 2020, and due to conference and university protocols, space is extremely limited this season. Outlets must request credentials by noon the Monday before Saturday games and the Friday before the Wyoming game. Assignments may not be changed unless there is an extreme circumstance.

SELF-REPORTING SYMPTOM CHECKER: The day prior to kick off, members of the assigned working cohort will receive a self-reporting symptom checker that must be completed the morning of the game. Failure to complete this form prior to arrival will result in that individual being barred from entry. They may leave the premises and return once the form has been completed.

FACIAL COVERING USAGE: Facial coverings will be required for the entirety of the individual's time inside Canvas Stadium. Face coverings/masks must be worn for the duration of your time except for eating and drinking as permitted by state and local public health directives.

Exceptions will only be made for persons who "cannot medically tolerate a face covering" in accordance with state law. Failure to abide by this policy will result in the immediate removal of the offending individual from Canvas Stadium as well as the revocation of that outlet's credentials.

PHYSICAL DISTANCING IN PRESS BOX: Seats will be assigned and spaced at least six-feet apart in the working press area of Canvas Stadium. The athletic communications offices asks for the media's cooperation in maintaining a small footprint at their seat and requires assigned media to utilize the assigned seat for the duration of the game.

POST-GAME PRESS CONFERENCE: Post-game press conferences will be held over video conferences for Colorado State. Members of the working media will receive a link prior to the start of the game to log in and participate from their seat in the press box. Headphone usage will be highly encouraged. Following the game, head coach Steve Addazio and select student-athletes will be available.

PRINTED MATERIALS: Printed materials, including postgame books and flip cards, will not be distributed this season. Media members, including radio, are encouraged to utilize the live stat systems to track stats during the game. Complete game books will be e-mailed as well as posted in the game story on CSURams.com. A digital flip card will be available prior to kick off.

FIELD ACCESS: Due to conference regulations, field access this year will be limited to only two pool positions for photographers. Details will provided on that closer to game time.

LOWER BOWL ACCESS: For television stations wishing to provide coverage from games, there will be a limited number of positions around the lower bowl of Canvas Stadium. Mask usage will still be required from that position. Access from players and coaches, will be available.

WEEKLY PRESS CONFERENCE: Head coach Steve Addazio holds a weekly press conference each Monday during the season, beginning at Noon in the Canvas Stadium media room. All interviews will be conducted via Zoom in 2020. Please contact Kyle Neaves to request access.

PRACTICES: Due to department COVID-19 protocols, there are expected to be no open practice periods for the 2020 season.

INTERVIEW POLICIES: All requests for Colorado State football coaches, student-athletes, and support staff should be arranged ahead of time through the CSU Athletic Communications office with at least 24 hours notice. Members of the media who violate this policy are subject to loss of credential privileges for themselves as well as their organization.

COLORADO STATE ATHLETIC COMMUNICATIONS

- Kyle Neaves** Associate A.D./Communications
Kyle.Neaves@colostate.edu Cell: (228) 424-6921
Primary Football Contact
- Mike Brohard** Assistant Communications Dir.
Mike.Brohard@colostate.edu Cell: (970) 290-0650
Secondary Football Contact
- John Martin** Assistant Communications Dir.
John.A.Martin@colostate.edu
- Jeff Schmidt** Communications Coordinator
Jeff.Schmidt@colostate.edu
- Austin Hannon** Communications Coordinator
Austin.Hannon@colostate.edu
- John Hirn** Historian
football@coloradoaggies.com

Mailing Address:
CSU Athletic Communications
Campus Delivery 0120
Fort Collins, CO 80523

WEEKLY PRESS CONFERENCE

Head Coach Steve Addazio will host a press conference on Noon the Monday before a Saturday game. On weeks with Thursday games, the press availability after practice will serve as the weekly press conference.

To request access to the Zoom call, contact Kyle Neaves.

Weekly Press Conference Dates:

- October 19 | November 30
- November 16 | Dec. 7

COLLEGE PRESS BOX.COM

Now in its 16th season, collegepressbox.com is the official media website of Division I football. Access is provided to approved members of the media as well as a variety of working professionals in the college football industry, including coaches, scouts, analysts and more. In order to be provided with the full range of content, you must register and be approved for access, a process that takes just a few minutes.

WEEK 1 SCHEDULE

18
SUNDAY

No availability

19
MONDAY

Press Conference
1:30 p.m.
Zoom Conference

Steve Addazio
available

20
TUESDAY

Post-Practice
Steve Addazio and
offensive players
available

~10:30 a.m.

21
WEDNESDAY

Post-Practice
Coordinators
Joey Lynch and
Chuck Heater and
defensive players
available

~10:30 a.m.

22
THURSDAY

No availability

23
FRIDAY

No availability

24
SATURDAY

Game #1
New Mexico
7:00 p.m. MT
FS2

Post Game
Coach Addazio
and select players
available.



LAST MEETING

Oct. 11, 2019 • Dreamstyle Stadium • Albuquerque, N.M. • 15,393



Colorado State	35
New Mexico	21

Quarter Breakdown

	1	2	3	4	Total
Colorado State	7	14	7	7	35
New Mexico	6	8	0	7	21

Scoring Summary

First Quarter

12:24 CSU McBride 42 pass from O'Brien (Camper kick)
 5:26 UNM Moran 1 run (kick failed)

Second Quarter

7:59 UNM Moran 4 run (Williams from Jones)
 4:13 CSU Jackson 87 pass from O'Brien (Camper kick)
 :05 CSU Kinsey, Jr. 1 run (Camper kick)

Third Quarter

10:14 CSU Kinsey, Jr. 3 run (Camper kick)

Fourth Quarter

12:05 UNM Carroll 4 run (Shelley kick)
 5:58 CSU Jackson 26 pass from O'Brien (Camper kick)

	CSU	UNM
FIRST DOWNS	23	22
RUSHES-YARDS (NET)	38-131	49-256
PASSING YDS (NET)	420	89
Passes Att-Comp-Int	25-34-0	8-17-1
TOTAL OFFENSE PLAYS-YARDS	72-551	66-345
Fumble Returns-Yards	4-2	3-2
Punt Returns-Yards	1-0	0-0
Kickoff Returns-Yards	3-62	0-0
Interception Returns-Yards	1-17	0-0
Punts (Number-Avg)	5-45.6	7-43.3
Fumbles-Lost	4-2	3-2
Penalties-Yards	10-117	11-102
Possession Time	31:44	28:16
Third-Down Conversions	8 of 15	3 of 12
Fourth-Down Conversions	1 of 1	1 of 1
Red-Zone Scores-Chances	2-5	3-4

Colorado State

Rushing	No	Yds	TD	Lg	Avg
Kinsey, Jr., Marvin	25	85	2	14	3.4
Wright, Dante	2	63	0	64	31.5
McElroy, Marcus	3	2	0	0	0.7
Team	3	-6	0	0	-2.0
O'Brien, Patrick	5	-13	0	6	-2.6

Passing	Cmp	Att	Int	Yds	TD	Lg
O'Brien, Patrick	25	34	0	420	3	87

Receiving	No	Yds	TD	Lg
Jackson, Warren	9	214	2	87
Wright, Dante	5	105	0	47
McBride, Trey	5	57	1	42
McCullough, Ty	2	25	0	21
Craig-Myers, Nate	1	11	0	11
Butler, Cam	3	15	0	9
Kinsey, Jr., Marvin	1	1	0	1
Prentice, Adam	1	1	0	1

Tackles	UA-A	Total	Sacks
Stewart, Logan	5-6	11	0.0
Bates, Jalen	5-4	9	0.0
Jackson, Dequan	3-6	9	0.0

New Mexico

Rushing	No	Yds	TD	Lg	Avg
Carroll, Bryson	26	193	1	56	7.4
Jones, Sheriron	17	54	0	10	3.2
Vigilant, Daevon	2	8	0	6	4.0
Moran, Kentrail	3	7	2	4	2.3
Logan-Greene, E.	1	-6	0	0	-6.0

Passing	Cmp	Att	Int	Yds	TD	Lg
Jones, Sheriron	8	17	1	89	0	20

Receiving	No	Yds	TD	Lg
Williams, Marcus	5	58	0	16
Molina, Aaron	1	20	0	20
Logan-Greene, E.	1	8	0	8
Jones, Javohn	1	3	0	3

Tackles	UA-A	Total	Sacks
Beaton, Letayve	6-3	9	0.0
Vainikolo, Alex	3-4	7	0.0
Hearn, Jacobi	5-1	6	1.0

QUICK FACTS

	CSU	New Mexico
Location	Fort Collins, Colo.	Albuquerque, N.M.
Founded	1870	1889
Enrollment	33,769	22,225
Nickname	Rams	Lobos
Colors	Green and Gold	Cherry and Silver
Home Stadium	Canvas Stadium	Dreamstyle Stadium
Stadium Capacity	36,500	39,224
Conference Affiliation	Mountain West	Mountain West
2019 Record	4-8	2-10
2019 Conference Record	3-5	0-8
2018 Conference Finish	5th, Mountain	6th, Mountain

TEAM COMPARISON

2019 STATS

	CSU	UNM.
Scoring Offense	28.1	22.2
Scoring Defense	31.2	37.2
Rushing Yards	132.2	205.2
Rushing Defense	195.8	164.2
Passing Yards	305.3	195.0
Passing Defense	181.6	321.4
Total Offense	437.4	400.2
Total Defense	377.4	485.7
Interceptions Lost/Gained	11/6	15/4
Fumbles Lost/Gained	13/7	11/7
Penalties/Yards	6.6/65.4	6.7/60.8
Time of Possession	30:13	29:55
Third Down Off./Def.	39.6%/35.7%	37.0%/42.0%
Fourth Down Off./Def.	52.4%/68.2%	38.0%/67.0%
Sacks For/Allowed	29/26	22/18
Touchdowns For/Allowed	42/47	34/59
Field Goal Attempts	14-24	11-16
Red Zone Touchdowns Off./Def.	57.0%/65.0%	61.0%/70.0%

NCAA RANKING COMPARISON

2019 RANKINGS

	CSU	UNM.
Scoring Offense	71	106
Scoring Defense	91	125
Rushing Offense	103	27
Rushing Defense	104	75
Passing Offense	14	101
Passing Defense	7	130
Total Offense	34	69
Total Defense	52	129
First Downs Offense	80	94
First Downs Defense	31	77
Penalty Yards	113	96
Turnover Margin	123	128
Sacks For	47	90
Sacks Against	81	25
Third Down Offense	70	97
Third Down Defense	36	97
Red Zone Offense	110	109
Red Zone Defense	106	63

SERIES BREAKDOWN

SERIES CSU leads 42-25 Series Results

SCORE	W/L	DATE	HOST
35-21	W	10-11/19	UNM
20-18	W	10-13-18	CSU
27-24	W	10-20-17	UNM
49-31	W	11-19-16	CSU
28-21	W	11-21-15	UNM
58-20	W	11-22-14	CSU
66-42	W	11-16-13	UNM
24-20	W	11-24-12	CSU
14-10	W	09-03-11	UNM
38-14	W	10-30-10	CSU

OFFENSIVE NOTES

OFFICIAL DEPTH CHART ON PAGE 7

QB



- #12 Patrick O'Brien**
 - Started final nine games of 2019
 - Completed 209-of-338 passes with 13 TDs and 7 INTs.
 - Threw for career-best 420 yards vs. New Mexico
- OR**
 - Connected for 87-yard TD pass, tied for second longest in school history
- #7 Todd Centeio**
 - Transferred from Temple, with two years of eligibility
 - Appeared in 24 games for the Owls
 - Completed 48-of-71 passes for 613 yards, 7 TDs and 1 INT

RB



- #32 Marcus McElroy, Jr.**
 - Posted first 100-yard game vs. UNLV, finishing with 117
 - Established career bests of yards (117) and carries (18) vs. UNLV
 - Scored the first two TDs of his career vs. UNLV
 - Started 7 games in 2019
- #28 Christian Hunter**
 - Had a career-best 12 carries vs. UNLV
 - His 79 yards vs. UNLV also established a career-best
 - Scored his first collegiate TD vs. UNLV

TE



- #85 Trey McBride**
 - Named to John Mackey Award Preseason watch list
 - First-team All-Mountain West selection in 2019
 - Set career-bests with 45 catches for 560 yards and 4 TDs in 2019
 - Had his first 100-yard game vs. Boise State (9 catches, 101 yards, 1 TD)
- #88 Brian Polendey**
 - Transferred from Miami, where he spent three years
 - Appeared in six games in 2019, starting one
 - Has one career catch, good for 14 yards

WR



- #14 Nate Craig-Myers**
 - Sat out first three games of 2019 due to transfer rules
 - Set career-best with 5 catches vs. Toledo
 - Posted career-best yardage with 97 vs. Utah State
 - His first CSU TD catch came vs. San Diego State
- #1 Jadon Walker**
 - Appeared in three games in 2019, recording 1 catch
 - Played in four games at safety and special teams as a redshirt sophomore
 - Appeared in 11 games as a true freshman on defense and special teams

WR



- #22 Dante Wright**
 - Named a FWAAs Freshman All-American
 - Named an ESPN True Freshman All-American
 - First true freshman at CSU to start every game at WR since Rashard Higgins (2013)
 - Had 75-yard scoring catches in back-to-back games (WIU/Arkansas)
- #20 A'Jon Vivens**
 - Has appeared in five career games
 - Returned two kickoffs as a true freshman, averaging 20.5 yards
 - Played on two state championship teams as a prep

WR



- #3 E.J. Scott**
 - Led CSU with 17.0 yards per catch in 2019
 - Established a career-best with 4 catches vs. Nevada
 - Set career-best with 63 receiving yards vs. Western Illinois
 - Scored his first career TD vs. Western Illinois
- #6 Ty McCullouch**
 - First appearance came vs. Western Illinois
 - First career catch was 29 yards vs. Western Illinois, his personal best
 - Appeared in seven games as a true freshman

LT



- #77 Keith Williams**
 - First career start came vs. Fresno State
 - Played in 11 games, starting four
 - Appeared in two games as a reserve as a sophomore
 - Transferred to CSU from Independence Community College
- #76 John Blasco, Jr.**
 - Made first career appearance vs. Western Illinois
 - Played in two games overall in 2019 as a reserve
 - All-Area selection as a prep

LG



- #53 Elijah Johnson**
 - Spent four years at Boston College before transferring
 - Played in 12 games as a redshirt freshman, starting 10
 - Appeared in three games in 2019
 - Sat out two years recovering from a knee injury
- #70 Joctavis Phillips**
 - Started first game vs. Western Illinois
 - Played in all 12 games in 2019
 - Key member of kick-protection teams in 2018

C



- #55 Cam Reddy**
 - Transfer from Boston College with three years of eligibility
 - Early enrollee at CSU, allowing him to participate in abbreviated spring
 - Named to Rimington Award watch list
 - Has appeared in one career game
- #64 Scott Brooks**
 - Started every game at center in 2019
 - Played in final eight games of 2018 season
 - Has twice earned Fall Academic All-Mountain West honors

RG



- #52 Adam Korutz**
 - Spent four years at Boston College before transferring
 - Appeared in five games his junior campaign
 - Has played in nine games overall
 - All-State selection as a prep
- #72 Dirk Nelson**
 - Ranked 31st best center in the country by 247Sports
 - Made 54 career starts in high school
 - Lettered in three sports

RT



- #69 Barry Wesley**
 - A Burlsworth Award, Wuerffel Award and AFCA Good Works Team nominee
 - Has started all 24 career games he has played
 - Has seen game action at all five line positions in his career
 - Joined the program as a walk-on, but is now on scholarship
- #73 Gage Gaynor**
 - Rated the 35th best center in the country by 247Sports
 - Played in 25 career high school games
 - Midyear enrollee who took part in abbreviated spring camp

Year	GP/GS	Cmp.	Att.	Pct.	Yds.	TD/INT
2019	11/9	209	338	61.8	2,803	13/7
Career	14/9	227	368	61.6	2,995	13/7
Car. Highs:	32	52	70.0	420	3/1	

Year	GP/GS	Cmp	Att.	Pct.	Yds	TD/INT
2019	10/0	34	51	66.7	444	5/1
Car. Highs:	6	12	100.0	98	1/1	

Year	GP/GS	Rush	Yds.	Avg.	TD	Long
2019	11/7	80	370	4.6	3	34
Career	29/7	134	598	4.5	3	34
Car. Highs:	18	117	7.5	2	34	

Year	GP/GS	Rush	Yds.	Avg.	TD	Long
2019	10/0	24	99	4.1	1	34
Car. Highs:	12	79	7.5	2	34	

Year	GP/GS	Rec	Yds.	Avg.	TD	Long
2019	12/11	45	560	12.4	4	69
Career	24/11	52	649	12.5	5	69
Car. Highs:	9	101	39.5	1	69	

Year	GP/GS	Rec.	Yds.	Avg.	TD	Long
2019	6/1	0	0	0.0	0	0
Car. Highs:	1	14	14.0	0	14	

Year	GP/GS	Rec	Yds.	Avg.	TD	Long
2019	9/4	23	329	14.3	1	65
Career	37/21	45	703	15.6	5	65
Car. Highs:	5	101	32.3	1	65	

Year	GP/GS	Rec.	Yds.	Avg.	TD	Long
2019	3/0	1	16	16.0	0	16
Car. Highs:	1	16	16.0	0	16	

Year	GP/GS	Rec	Yds.	Avg.	TD	Long
2019	12/12	57	805	14.1	4	75
Career	12/12	57	805	14.1	4	75
Car. Highs:	7	111	24.3	1	75	

Year	GP/GS	Rec.	Yds.	Avg.	TD	Long
2019	1/0	0	0	0.0	0	0
Car. Highs:	0	0	0.0	0	0	

Year	GP/GS	Rec	Yds.	Avg.	TD	Long
2019	10/5	15	255	17.0	1	40
Career	20/6	22	305	13.9	1	40
Car. Highs:	4	63	40.0	1	40	

Year	GP/GS	Rec.	Yds.	Avg.	TD	Long
2019	7/0	3	54	18.0	0	29
Car. Highs:	2	29	29.0	0	29	

Year	GP/GS
2019	11/4
Career	13/4

Year	GP/GS
2019	2/0
Career:	2/0

Year	GP/GS
2019	3/6
Career	15/10

Year	GP/GS
2019	12/1
Career:	25/1

Year	GP/GS
2019	1/0
Career	1/0

Year	GP/GS
2019	12/12
Career:	21/13

Year	GP/GS
2019	5/0
Career	9/0

Year	GP/GS
2019	0/0
Career:	0/0

Year	GP/GS
2019	12/12
Career	24/24

Year	GP/GS
2019	0/0
Career:	0/0

Special Teams NOTES

OFFICIAL DEPTH CHART ON PAGE 7

K



#95 Cayden Camper
6-4, 205, So., Pueblo, Colo
OR

- Served as the placekicker in eight games in 2019
- Made first appearance vs. Arkansas, hitting a pair of FGs
- Established a career long with a 50-yarder vs. UNLV
- Made all 18 of his PATs

#96 Robert Liss
5-10, 175, Fr., Phoenix, Ariz.

- Made 7-of-8 FGs as a senior
- Career long as a prep is 47 yards
- Rated a 4.5-star kicker by Kohl's

Year	GP/GS	FG	FGA	Lg.	PAT	Pts.
2019	8/0	7	13	50	18-18	39
Career	8/0	7	13	50	18-18	39
Car. Highs:	2	3	50	5-5	10	

Year	GP/GS	FG	FGA	Lg.	PAT	Pts.
2019	0/0	0	0	0	0-0	0
Car. Highs:	0	0	0	0-0	0	

P



#41 Ryan Stonehouse
5-11, 180, Sr., La Verne, Calif.

- CSU and NCAA leader in punting average at 47.0
- Two-time First-Team All-Mountain West Punter
- 2018 Sporting News Second-Team All-American
- Completed only career pass for 11 yards

Year	GP/GS	Punt	Yds.	Avg.	I-20	LG
2019	12/0	49	2,274	46.4	13	64
Career	37/0	160	7,525	47.0	55	70
Car. Highs	9	439	59.0	4	70	

LS



#86 Ross Reiter
5-11, 230, Jr., Phoenix, Ariz.

- Has been Rams' longsnapper in every game the past two years
- Has appeared in all 24 collegiate games in his career
- Phil Steele Preseason All-Mountain West, second team
- Made three tackles as a true freshman

Year	GP/GS
2019	12/-
Career	24/-

PR



#23 Dante Wright
5-9, 180, So., Navarre, Fla.

- The Rams' primary punt returner in 2019
- Led the team in all-purpose yards in 2019 with 1,154
- Returned 19 punts for 135 yards in 2019
- Posted a long return of 27

#6 Ty McCullouch
6-1, 175, So., Moreno Valley, Calif.

- Reserve wide receiver in 2019 as a true freshman
- Earned one special teams tackle in 2019

Year	PR/Yds.	Lg.	KR/Yds.	Lg.	TD
2019	19/135	27	-/-	-	0
Career	19/135	27	-/-	-	0
Car. Highs:	4/61	27	-/-	-	0

Year	PR/Yds.	Lg.	KR/Yds.	Lg.	TD
2019	--	--	--	--	--
Car. Highs:	--	--	--	--	--

KR



#18 Thomas Pannunzio
5-9, 170, Jr., Pueblo, Colo.

- Special teams regular in both seasons for the Rams
- Began his career as a slot receiver
- Seeing time in camp at nickel and corner

#22 Dante Wright
5-9, 180, So., Navarre, Fla.

- Led the team in all-purpose yards in 2019 with 1,154
- Returned 19 punts for 135 yards in 2019
- Posted a long return of 27

Year	PR/Yds.	Lg.	KR/Yds.	Lg.	TD
2019	-/-	-	18/491	99	1
Career	-/-	-	39/947	99	1
Car. Highs:	-/-	-	3/99	99	1

Year	PR/Yds.	Lg.	KR/Yds.	Lg.	TD
2019	19/135	27	1/19	19	0
Car. Highs:	4/61	27	1/19	19	0

2020 SCHEDULE NOTES AND RESULTS

DATE	OPPONENT (RECORD)	LOCATION	BROADCAST	TIME (MT)	RESULT/SERIES	NOTES
Oct. 24	NEW MEXICO (0-0) Lobos	Fort Collins, Colo. Canvas Stadium	FS2	7 p.m.	CSU 42-25	Rams have won past 10 meetings in series
Oct. 29	at FRESNO STATE (0-0) Bulldogs	Fresno, Calif. Bulldog Stadium	CBS Sports Network	8 p.m.	CSU 10-5	Second consecutive season playing Bulldogs on the road
Nov. 5	WYOMING (0-0) Cowboys	Fort Collins, Colo. Canvas Stadium	CBS Sports Network	7 p.m.	CSU 57-48-5	Longest standing rival for CSU's program
Nov. 12	at BOISE STATE (0-0) Broncos	Boise, Idaho Albertsons Stadium	FS1	6 p.m.	BSU 9-0	Rams held Broncos to less than 100 yards rushing in 2019
Nov. 21	UNLV (0-0) Rebels	Fort Collins, Colo. Canvas Stadium	FS1 or FS2	TBA	CSU 17-6-1	Rams were originally schedule to play in Las Vegas
Nov. 26	at AIR FORCE (0-0) Falcons	Colorado Springs, Colo. Falcon Stadium	CBS Sports Network	Noon	AFA 36-21-1	Ram-Falcon Trophy to be Thanksgiving Day treat
Dec. 5	at SAN DIEGO STATE (0-0) Aztecs	Carson, Calif. Dignity Health Sports Park	CBS Sports Network	8:30 p.m.	SDSU 21-14	Aztecs playing in Carson as new stadium is being built
Dec. 12	UTAH STATE (0-0) Aggies	Fort Collins, Colo. Canvas Stadium	CBS Sports Network	7:30 p.m.	CSU 39-35-2	Rams close out at home for third time in four seasons



Depth CHART

OFFENSE

QB	12 Patrick O'Brien	6-5	235	r-Sr.
or	7 Todd Centeio	6-1	220	r-Jr.
or	2 Justice McCoy	6-2	210	r-Jr.
RB	32 Marcus McElroy, Jr.	6-0	235	Sr.
	28 Christian Hunter	5-11	195	So.
or	24 Kyjuan Herndon	5-9	190	Fr.
TE	85 Trey McBride	6-4	260	Jr.
	88 Brian Polendey	6-5	260	r-Jr.
	84 Gary Williams	6-2	245	r-So.
WR	14 Nate Craig-Myers	6-2	205	r-Sr.
	1 Jadon Walker	6-0	205	r-Jr.
WR	22 Dante Wright	5-9	180	So.
	20 A'Jon Vivens	5-11	200	r-So.
WR	3 E.J. Scott	6-2	200	r-Jr.
	6 Ty McCullouch	6-1	175	So.
LT	77 Keith Williams	6-7	300	r-Sr.
	76 John Blasco, Jr.	6-7	325	r-Jr.
LG	53 Elijah Johnson	6-6	315	r-Jr.
	70 Joctavis Phillips	6-4	320	r-Jr.
C	55 Cam Reddy	6-2	305	r-So.
	64 Scott Brooks	6-3	300	r-Sr.
RG	52 Adam Korutz	6-2	295	Gr.
	72 Dirk Nelson	6-3	300	Fr.
RT	69 Barry Wesley	6-7	310	r-Jr.
	73 Gage Gaynor	6-4	290	Fr.

DEFENSE

DE	1 Scott Patchan	6-6	255	Gr.
	56 Rushton Roberts	6-5	250	r-So.
DT	97 Toby McBride	6-3	285	r-Sr.
	98 Ellison Hubbard	6-2	285	Sr.
DT	33 Manny Jones	6-4	280	Sr.
	94 Devin Phillips	6-2	310	Jr.
DE	15 Brandon Hickerson-Rooks	6-0	235	r-Jr.
	43 Troy Golden	6-2	235	r-So.
LB	12 Cam'Ron Carter	6-2	225	Jr.
	45 Bam Amina	6-0	215	Fr.
LB	5 Dequan Jackson	6-2	235	Jr.
	55 Tavian Brown	6-1	230	r-Fr.
LB	10 Tywan Francis	6-0	200	Jr.
	35 Aaron Moore	6-1	215	Fr.
CB	4 Rashad Ajayi	5-11	190	Jr.
	18 Thomas Pannunzio	5-9	170	Jr.
or	2 Dajon Owens	6-0	195	Sr.
S	8 Quinn Brinnon	6-0	190	Jr.
or	11 Henry Blackburn	6-0	200	Fr.
S	9 Logan Stewart	6-1	215	r-Sr.
	7 Caleb Blake	5-11	185	r-Fr.
CB	26 Marshaun Cameron	5-9	190	r-Sr.
	25 Keevan Bailey	5-11	180	So.

SPECIAL TEAMS

K	95 Cayden Camper	6-4	205	So.
or	96 Robert Liss	5-10	175	Fr.
or	93 Jonathan Terry	6-0	190	r-So.
P	41 Ryan Stonehouse	5-11	180	Sr.
	35 Joe DeLine	6-0	225	r-Sr.
H	35 Joe DeLine	6-0	225	r-Sr.
LS	86 Ross Reiter	5-11	230	Jr.
	97 Huck Vollmar	6-2	210	r-Jr.
PR	22 Dante Wright	5-9	180	So.
	6 Ty McCullouch	6-1	175	So.
KR	18 Thomas Pannunzio	5-9	170	Jr.
or	22 Dante Wright	5-9	180	So.
or	10 Tywan Francis	6-0	200	Jr.
or	28 Christian Hunter	5-11	195	So.


PRONUNCIATION GUIDE

1	Scott PATCHAN	Patch-In
1	JADON Walker	JAY-den
2	DAJON Owens	DAY-zhon
4	Rashad AJAYI	uh-Jye-e
5	DEQUAN Jackson	duh-KWON
6	Ty MCCULLOUCH	Mc-Cull-Uh
7	Todd CENTEIO	SIN-Tay-Oh
10	TYWAN Francis	TY-WON
18	Thomas PANNUNZIO	Puh-Nun-Zee-Oh
20	A'Jon Vivens	AY-jon
24	KYJUAN Herndon	Kee-Waan
25	KEEVAN Bailey	KEE-Vunn
32	Marcus MCELROY	mick-ELL-roy
39	SANJAY Strickland	SAAN-Jay
45	Bam AMINA	Uh-Mean-Uh
47	David AGGREY	AH-grey
52	AIDAN Cullen	Ayy-Den
52	Adam KORUTZ	Co-Roots
55	TAVIAN Brown	Tay-ve-an
56	CHES Jackson	Chess
63	Alex AZUSENIS	Ah-ZEUS-enis
65	TAUTALI O' Marks	Ta-ow-tie Le-Oh
68	Cameron BARITEAU	Bear-Ihh-Toe
70	JOCTAVIS Phillips	Jock-Tay-Viss
71	Brian CRESPO-JAQUEZ	Cress-po HA-Kez
83	Chris MCEAHERN	Mc-Carron
88	Brian POLENDEY	Pole-In-Day
86	Ross REITER	right-ER
92	Livingston PAOGOFIE	puh-GO-fee
96	CIAN QUIROGA	SIGH-ann CURE-row-guh
99	LUIS LEBRON	LOO-ee luh-BRON

---OFFENSE---



JOEY LYNCH
SIDELINE



LOUIE ADDAZIO
SIDELINE



CODY BOOTH
PRESS BOX



KENNY GUITON
SIDELINE



BRIAN WHITE
SIDELINE

---DEFENSE---



CHUCK HEATER
SIDELINE



SEAN CRONIN
PRESS BOX



KAP DEDE
SIDELINE



ANTHONY PERKINS
PRESS BOX



ANTOINE SMITH
SIDELINE

Head Coach STEVE ADDAZIO

0-0 // FIRST YEAR

57-55 Overall/10th Year

Steve Addazio, a two-time BCS National Champion with nine years of head coaching experience at two universities prior to coming to Fort Collins, was named the 23rd head football coach at Colorado State on Dec. 12, 2019, the 127th anniversary of the founding of the football program.

Addazio has tallied 57 wins over his nine-year coaching career which included stints at Temple (2011-12) and Boston College (2013-19) where he became the first coach in BC history to lead the program to six bowls in the first seven seasons as a head coach, and the first bowl winning head coach at Temple in over 30 years in his first season as head coach.

His 2019 Eagles led the Atlantic Coast Conference in rushing offense and ranked No. 6 nationally at 267.8 yards per game while also protecting the quarterback at an ACC-best clip of 0.92 sacks allowed per game – third-best nationally. Not content to simply churn up clock, Addazio's up-tempo Eagles ranked No. 6 nationally in plays per game (76.4) and ranked No. 2 within the ACC in that category behind national leader Wake Forest.

Known as hard-nosed teams with powerful rushing attacks, the Eagles had a 1,000-yard rusher in five of seven years under Addazio, highlighted by Heisman Trophy finalist and Doak Walker Award Winner Andre Williams' 2,177 yards in 2013. Defensively, Boston College allowed 26 points or less

the last six years of his tenure, ranking fourth nationally in scoring defense in 2015 by allowing just 15.3 points per game. The Eagles spent four weeks in the 2018 AP Top 25 (hitting a peak of No. 17) and appeared in the College Football Playoff rankings for the first time in 2018, the first time the program had been ranked since 2007.

Addazio's first opportunity as a head coach came at Temple where he spent two seasons, leading the Owls to a 9-4 mark in his inaugural season of 2011. That season, the Owls won their first bowl game in 32 years, capturing the New Mexico Bowl with a 37-15 victory over Wyoming. Addazio's nine wins are still the most-ever by a first-year head coach in the program's history. Addazio's offense set school records for rushing yards and rushing touchdowns. During his time at Temple, Addazio also helped direct the Owls' through the program's transition from the Mid-American Conference to the BIG EAST.

An offensive line coach by trade, Addazio is considered one of the top teachers nationally at the position and one of the nation's top recruiters. In 2010, Addazio was honored by ESPN.com as the nation's No. 1 recruiter as he helped put together a pair of recruiting classes in 2009 and 2010 that ranked in the top 5 nationally including the nation's best class in 2010. He spent three years as an offensive coordinator, two at Florida under coach Urban Meyer when the Gators won two BCS


national championships. He served as Indiana's offensive coordinator in 2004.

He began his coaching career at Western Connecticut State as the offensive line coach and recruiting coordinator from 1985-87. He then stepped back to coach Cheshire High School from 1988-1994, with that team winning three state championships, 49 consecutive games and sending 20 players to college programs.

He returned to college coaching in 1995, the first of four seasons at Syracuse working with tight ends and the offensive line. In 1999, he spent the first of two seasons at Notre Dame, coaching tackles, tight ends and special teams.

That was followed by three years at Indiana (2002-04), the first two as the offensive line coach. He was with Florida from 2005-10 as the Gators won a pair of national championships, first coaching tackles and tight ends before being promoted to assistant head coach in 2007, still working with the offensive line. In 2009-10, he added the duties as the Gators' offensive coordinator. In 2010, Florida ranked 10th nationally in scoring offense, sixth in total offense.

Addazio and his wife, Kathleen, have three children: Nicole, Jessica and Louie.



The Addazio FILE

Birthdate: June 1, 1959
Hometown: Farmington, Conn.
Education: Central Connecticut State (B.A., 1981; M.A., 1985)
Wife: Kathleen
Children: Nicole, Jessica, Louie

Coaching CAREER

1985-87	Western Conn. St.	Offensive Line Recruiting Coordinator
1988-94	Cheshire HS	Head Coach
1995-96	Syracuse	Tight Ends/Asst. OL
1997-98	Syracuse	Offensive Line
1999-01	Notre Dame	Offensive Line (T/TE) Special Teams
2002-03	Indiana	Offensive Line
2004	Indiana	Offensive Coord./OL
2005-06	Florida	Offensive Line (T/TE)
2007	Florida	Offensive Line
2008	Florida	Asst. HC/Offensive Line
2009-10	Florida	Asst. HC/OC/OL
2011-12	Temple	Head Coach
2013-19	Boston College	Head Coach
2020	Colorado State	Head Coach

Year-by-Year RECORDS

2011	Temple	9-4 (5-3)
2012	Temple	4-7 (2-5)
2013	Boston College	7-6 (4-4)
2014	Boston College	7-6 (4-4)
2015	Boston College	3-9 (0-8)
2016	Boston College	7-6 (2-6)
2017	Boston College	7-6 (4-4)
2018	Boston College	7-5 (4-4)
2019	Boston College	6-6 (4-4)
2020	Colorado State	0-0
Overall		57-55

WHAT THEY ARE SAYING ABOUT STEVE ADDAZIO



Chris Lindstrom
Atlanta Falcons

"Coach Addazio is an outstanding coach and an incredible person. He helped shape my brother and I into the men we are today. I would not be where I am today without Coach Addazio. He brings out the best in everyone he interacts with. He loves his players and we love him."



Mike Pouncey
Los Angeles Chargers

"Colorado State got a great man and great football coach in Steve Addazio. I wouldn't be the man I am today without him. Not only did he help me become the football player I am today, he was also was a father figure to me and my brother, Maurkice, while away from our family. He turned two young kids from Lakeland, Fla. into men."



Urban Meyer
Former Head Coach

"Steve Addazio has all of the qualities you want in a head football coach. Coach Addazio and I have a long-standing relationship through coaching, including winning two national championships together at Florida, and I have seen first-hand how passionate he is about the game of football, the players he coaches, and the programs he leads. He is one of the nation's top recruiters and will represent Colorado State well. I am excited to see the Rams develop under his leadership."



ALL-TIME RECORD VS. OPPONENTS

Opponent	Record
Akron	1-0
Arizona	0-1
Army	3-0
Ball State	1-0
Bowling Green	0-1
Buffalo	2-0
Central Michigan	1-0
Cincinnati	0-2
Clemson	0-7
Colorado State	0-1
Connecticut	1-0
Duke	0-1
Florida State	1-6
Georgia Tech	0-1
Holy Cross	1-0
Howard	1-0
Iowa	0-1
Kansas	0-1
Kent State	1-0
Louisville	2-5
Maine	2-0
Maryland	3-1
Massachusetts	1-0
Miami (Fla.)	1-0
Miami (Ohio)	1-0
North Carolina State	4-3
New Mexico State	1-0
North Carolina	0-1
Northern Illinois	2-0
Notre Dame	0-3
Ohio	0-1
Penn State	0-3
Pittsburgh	1-2
Purdue	0-1
Richmond	1-0
Rutgers	1-1
South Florida	1-0
Syracuse	3-5
Temple	1-0
Toledo	0-1
UConn	2-0
UMass	2-0
USC	1-1
Villanova	3-0
Virginia Tech	4-3
Virginia	1-0
Wagner	1-0
Wake Forest	4-3
Wyoming	1-0

2011 Temple Owls (9-4, 5-3 MAC)

New Mexico Bowl Champions

S 3	Villanova	W, 42-7	32,368
S 10	at Akron*	W, 41-3	15,156
S 17	Penn State	L, 10-14	57,323
S 24	at Maryland	W, 38-7	39,102
O 1	Toledo*	L, 13-36	21,705
O 8	at Ball State*	W, 42-0	11,874
O 15	Buffalo*	W, 34-0	25,820
O 22	at Bowling Green*	L, 10-13	12,056
N 2	at Ohio*	L, 31-35	17,490
N 9	Miami (Ohio)*	W, 24-21	17,050
N 19	Army	W, 42-14	25,516
N 25	Kent State*	W, 34-16	16,368
D 17	vs. Wyoming^	W, 37-15	25,762

^ — New Mexico Bowl; Albuquerque, N.M.

2012 Temple Owls (4-7, 2-5 Big East)

A 31	Villanova	W, 41-10	32,709
S 8	Maryland	L, 27-36	23,322
S 22	at Penn State	L, 13-24	93,680
O 6	South Florida*	W, 37-28	25,796
O 13	at Connecticut*	W, 17-14 (OT)	37,279
O 20	Rutgers (-/17)*	L, 10-35	35,145
O 27	at Pittsburgh*	L, 17-47	42,425
N 3	at Louisville (-/10)*	L, 17-45	44,609
N 10	Cincinnati*	L, 10-34	20,192
N 17	at Army	W, 63-32	27,019
N 23	Syracuse*	L, 20-38	22,317

2013 Boston College Eagles (7-6, 4-4 ACC)

A 31	Villanova	W 24-14	30,922
S 6	Wake Forest*	W 24-10	32,465
S 14	at USC	L 7-35	62,006
S 28	Florida State (-/8)*	L 34-48	40,129
O 5	Army	W 48-27	33,128
O 12	at Clemson (-/3)*	L 14-24	77,506
O 26	at North Carolina*	L 10-34	43,000
N 2	Virginia Tech*	W 34-27	30,129
N 9	at New Mexico State	W 48-34	14,997
N 16	NC State*	W 38-21	31,262
N 23	at Maryland*	W 29-26	32,147
N 30	at Syracuse*	L 31-34	37,406
D 31	vs. Arizona^	L 19-42	36,917

^ — AdvoCare V100 Bowl; Shreveport, La.

2014 Boston College Eagles (7-6, 4-4 ACC)

A 30	at Massachusetts	W, 30-7	30,479
S 5	Pittsburgh*	L, 20-30	30,083
S 13	USC (-/9)	W, 37-31	41,632
S 20	Maine	W, 40-10	28,676
S 27	Colorado State	L, 21-24	33,632
O 11	at NC State	W, 30-14	49,125
O 18	Clemson (-/24)*	L, 13-17	42,038
O 25	at Wake Forest	W, 23-17	26,439
N 1	at Virginia Tech	W, 33-31	55,729
N 8	Louisville	L, 19-38	33,565
N 22	at Florida State (-/1)*	L, 17-20	82,300
N 29	Syracuse	W, 28-7	30,267
D 27	vs. Penn State^	L, 30-31 (OT)	49,012

^ — New Era PinStripe Bowl; New York

2015 Boston College Eagles (3-9, 0-8 ACC)

S 5	Maine	W, 24-3	29,626
S 12	Howard	W, 76-0	26,132
S 18	Florida State (-/9)*	L, 0-14	39,111
S 26	Northern Illinois	W, 17-14	30,193
O 3	at Duke*	L, 7-9	20,009
O 10	Wake Forest*	L, 0-3	30,094
O 17	at Clemson (-/5)*	L, 17-34	81,416
O 24	at Louisville*	L, 14-17	41,486
O 31	Virginia Tech*	L, 10-26	28,108
N 7	NC State*	L, 8-24	28,533
N 21	vs. Notre Dame (-/4)	L, 16-19	38,686
N 28	at Syracuse*	L, 17-20	30,317

Addazio YEAR-BY-YEAR

2016 Boston College Eagles (7-6, 2-6 ACC)

Quick Lane Bowl Champions

S 3	vs. Georgia Tech*	L, 14-17	40,562
S 10	at UMass	W, 26-7	25,112
S 17	at Virginia Tech*	L, 0-49	60,054
S 24	Wagner	W, 42-10	22,728
O 1	Buffalo	W, 35-3	24,203
O 7	Clemson (-/3)*	L, 10-56	44,500
O 22	Syracuse*	L, 20-28	34,647
O 29	at NC State*	W, 21-14	56,443
N 5	Louisville (-/5)*	L, 7-52	30,644
N 11	at Florida State (-/20)*	L, 7-45	73,917
N 19	UConn	W, 30-0	36,220
N 26	at Wake Forest*	W, 17-14	24,866
D 26	vs. Maryland^	W, 36-30	19,117

^ — Quick Lane Bowl; Detroit, Mich.

2017 Boston College Eagles (7-6, 4-4 ACC)

S 1	at Northern Illinois	W, 23-20	16,421
S 9	Wake Forest*	L, 10-34	38,082
S 16	Notre Dame	L, 20-49	44,500
S 23	at Clemson (-/2)*	L, 7-34	80,525
S 30	Central Michigan	W, 28-8	27,036
O 7	Virginia Tech (-/16)*	L, 10-23	32,057
O 14	at Louisville*	W, 45-42	44,679
O 21	at Virginia*	W, 41-10	39,216
O 27	Florida State*	W, 35-3	40,629
N 11	NC State*	L, 14-17	33,242
N 18	vs. UConn	W, 39-16	20,133
N 25	at Syracuse*	W, 42-14	30,202
D 27	vs. Iowa^	L, 20-27	37,667

^ — New Era PinStripe Bowl; New York

2018 Boston College Eagles (7-5, 4-4 ACC)

S 1	UMass	W, 5-21	30,112
S 8	Holy Cross	W, 62-14	40,311
S 13	at Wake Forest*	W, 41-34	25,309
S 22	at Purdue (23/-)	L, 13-30	47,119
S 29	Temple	W, 45-35	40,111
O 6	at NC State (-/23)*	L, 23-28	57,241
O 13	Louisville*	W, 38-20	31,478
O 26	Miami (FL)*	W, 27-14	41,892
N 3	at Virginia Tech (24/-)*	W, 31-21	65,632
N 10	Clemson (17/2)*	L, 7-27	44,500
N 17	at Florida State (22/-)*	L, 21-22	57,274
N 24	Syracuse (-/19)*	L, 21-42	34,959
D 26	Boise State (-/23)^	DNF	-

^ — First Responder's Bowl; Dallas

2019 Boston College Eagles (6-6, 4-4 ACC)

A 31	Virginia Tech*	W, 35-28	35,213
S 7	Richmond	W, 45-13	30,111
S 13	Kansas	L, 24-48	32,848
S 21	at Rutgers	W, 30-16	32,217
S 28	Wake Forest*	L, 24-27	39,352
O 5	at Louisville*	L, 39-41	46,007
O 19	NC State*	W, 45-24	30,275
O 26	at Clemson (-/4)*	L, 7-59	81,081
N 2	at Syracuse*	W, 58-27	42,857
N 9	Florida State*	L, 31-38	37,312
N 23	at Notre Dame (-/16)	L, 7-40	71,827
N 30	at Pittsburgh*	W, 26-19	40,889
J 2	vs. Cincinnati (-/21)	L, 6-38	27,193



Addazio RECORD BOOK

PASSING

Passing Yards	Opp.	Date.	Yards
1. Anthony Brown (BC)	at Wake Forest	9/13/18	304
2. Anthony Brown (BC)	at Florida State	11/17/18	297
3. Chase Rettig (BC)	Villanova	8/31/13	285
4. Anthony Brown (BC)	Massachusetts	9/1/18	279
5. Anthony Brown (BC)	at Virginia	10/21/17	275

Touchdown Passes	Opp.	Date.	TDs
1. Anthony Brown (BC)	at Wake Forest	9/13/18	5
2. Anthony Brown (BC)	Massachusetts	9/1/18	4
Chase Rettig (BC)	Villanova	8/31/13	4
4. Nine others with...	-	-	3

Pass Attempts	Opp.	Date.	Atts.
1. Anthony Brown (BC)	at Northern Illinois	9/1/17	42
2. Anthony Brown (BC)	Notre Dame	9/16/17	40
3. Anthony Brown (BC)	Syracuse	11/24/18	37
John Fadule (BC)	NC State	11/7/15	37
5. Anthony Brown (BC)	at Florida State	11/17/18	36
Anthony Brown (BC)	Kansas	9/13/19	36

Pass Completions	Opp.	Date.	Cmps.
1. Anthony Brown (BC)	at Northern Illinois	9/1/17	26
2. Anthony Brown (BC)	Notre Dame	9/16/17	24
3. John Fadule (BC)	NC State	11/7/15	23
Chase Rettig (BC)	Villanova	8/31/13	23
5. Anthony Brown (BC)	Wake Forest	9/28/19	21

RUSHING

Rushing Yards	Opp.	Date.	Yards
1. Montel Harris (Temple)	at Army	11/17/12	351
2. Andre Williams (BC)	NC State	11/16/13	339
3. Andre Williams (BC)	at NM State	11/9/13	295
4. AJ Dillon (BC)	at Louisville	10/14/17	272
5. Andre Williams (BC)	at Maryland	11/23/13	263
Andre Williams (BC)	Army	10/5/13	263

Rushing Touchdowns	Opp.	Date.	TDs
1. Montel Harris (Temple)	at Army	11/17/12	7
2. Andre Williams (BC)	Army	10/5/13	5
Bernard Pierce	at Maryland	9/24/11	5
4. AJ Dillon (BC)	at Louisville	10/14/17	4
5. 11 others with...	-	-	3

Rush Attempts	Opp.	Date.	Atts.
1. Andre Williams (BC)	NC State	11/16/13	42
2. AJ Dillon (BC)	Florida State	11/9/19	40
3. AJ Dillon (BC)	at Louisville	10/14/17	39
4. AJ Dillon (BC)	at Florida State	11/17/18	37
5. Montel Harris (Temple)	at Army	11/17/12	36
AJ Dillon (BC)	NC State	11/11/17	36

RECEIVING

Receiving Yards	Opp.	Date.	Yards
1. Alex Amidon (BC)	Villanova	8/31/13	146
2. Jeff Smith (BC)	at Wake Forest	9/13/18	145
3. Tommy Sweeney (BC)	vs. Iowa	12/27/17	137
4. Alex Amidon (BC)	vs. Arizona	12/31/13	129
5. Alex Amidon (BC)	Army	10/5/13	122

Receiving Touchdowns	Opp.	Date.	TDs
1. Six with...	-	-	2

Receptions	Opp.	Date.	Recs.
1. Alex Amidon (BC)	Villanova	8/31/13	13
2. Alex Amidon (BC)	vs. Arizona	12/31/13	10
3. Alex Amidon (BC)	at North Carolina	10/26/13	8
Alex Amidon (BC)	at NM State	11/9/13	8
Michael Walker (BC)	at Northern Illinois	9/1/17	8

TEAM - OFFENSE

Total Yards	Yards
1. Boston College at Syracuse, 11/2/19	691
2. Boston College vs. Holy Cross, 9/8/18	610
3. Boston College vs. UMass, 9/1/18	599
4. Boston College at Syracuse, 11/25/17	581
5. Temple at Army, 11/17/12	565

Total Plays	Plays
1. Boston College vs. Temple, 9/29/18	100
2. Boston College vs. Florida State, 11/9/19	93
3. Boston College at Northern Illinois, 9/1/17	92
4. Boston College vs. Kansas, 9/13/19	88
5. Boston College at Louisville, 10/14/17	87
Boston College at Florida State, 11/17/18	87

Total Points	Points
1. Boston College vs. Howard, 9/12/15	76
2. Temple at Army, 11/17/12	63
3. Boston College vs. Holy Cross, 9/8/18	62
4. Boston College at Syracuse, 11/2/19	58
5. Boston College vs. UMass, 9/1/18	55

Highest Yards Per Play	YPP
1. Boston College vs. Army, 10/5/13	9.7
2. Temple at Army, 11/17/12	9.3
3. Boston College at NM State, 11/9/13	9.2
Boston College at Syracuse, 11/2/19	9.2
4. Boston College vs. Howard, 9/12/15	8.8
Temple vs. Army, 11/19/11	8.8

TEAM - DEFENSE

Total Yards Allowed	Yards
1. Boston College vs. Howard, 9/12/15	11
2. Boston College vs. Buffalo, 10/1/16	67
3. Boston College vs. Maine, 9/5/15	91
4. Boston College vs. Wagner, 9/24/16	107
5. Boston College vs. UConn, 11/19/16	121

Total Points Allowed	Points
1. Boston College vs. Howard, 9/12/15	0
Boston College vs. UConn, 11/19/16	0
Temple vs. Buffalo, 10/15/11	0
Temple at Ball State, 9/10/11	0
3. Boston College vs. Maine, 9/5/15	3
Boston College vs. Florida State, 10/27/17	3
Boston College vs. Wake Forest, 10/10/15	3
Boston College vs. Buffalo, 10/1/16	3
Temple at Akron, 9/10/11	3



2019 NOTEBOOK

RECORD BREAKDOWN

Colorado State in 2019

Record	4-8
Mountain West	3-5
Non-Conference	1-3
Home	2-4
Away	2-3
Neutral	0-1
Artificial Turf	4-6
Natural Grass	0-2
Day Games	2-2
Night Games	2-6
In August	0-1
In September	1-4
In October	2-1
In November	1-3
In December	0-0
When Scoring First	4-6
When Opponent Scores First	0-2
When Leading after 1st Quarter	4-1
When Trailing after 1st Quarter	0-2
When Tied after 1st Quarter	0-5
When Leading at Half	4-1
When Trailing at Half	0-6
When Tied at Half	0-1
When Leading after 3rd Quarter	3-1
When Trailing after 3rd Quarter	1-6
When Tied after 3rd Quarter	0-1
In Overtime Games	0-0
vs. Top 25	0-0
Scoring < 20 points	0-2
Scoring 20+ points	4-6
Scoring 30+ points	4-3
Scoring 40+ points	1-0
Opponent scoring < 20 points	2-1
Opponent scoring 20+ points	2-7
Opponent scoring 30+ points	1-6
Opponent scoring 40+ points	0-3
Rushing for < 100 yards	0-5
Rushing for 100+ yards	4-3
Rushing for 200+ yards	0-2
Rushing for 300+ yards	0-0
Passing for < 100 yards	0-0
Passing for 100+ yards	4-8
Passing for 200+ yards	4-8
Passing for 300+ yards	3-3
Passing for 400+ yards	1-1
Opponent rushes for < 100 yards	1-2
Opponent rushes for 100+ yards	3-6
Opponent passes for 200+ yards	2-4
Opponent passes for 300+ yards	0-0
Total Offense < 300 Yards	0-3
Total Offense 300+ Yards	4-5
Opponent has < 300 yards total off.	2-2
Opponent has 300+ yards total off.	2-6
Having a 100-yard rusher	1-2
Opp. has a 100-yard rusher	2-5
3rd Down % <25	0-0
3rd Down % 25-49	1-7
3rd Down % 50+	3-1
Opponent 3rd Down % <25	1-2
Opponent 3rd Down % 25-49	3-4
Opponent 3rd Down % 50+	0-2
Commit No Turnovers	1-0
Win Turnover Battle	2-1
Equal Turnovers as Opponent	1-1
Lose Turnover Battle	1-6
Lead Time of Possession	4-4
Trail Time of Possession	0-4
Commit <6 Penalties	1-5
Commit 6+ Penalties	3-3
More Plays than Opponent	3-4
Same Number of Plays as Opponent	0-0
Fewer Plays than Opponent	1-4

ADDAZIO'S COACHING STAFF AN EXPERIENCED ONE

While Steve Addazio's 10 years of head coaching experience out-rank all previous head coaches not named Earle Bruce in experience in the top chair before arriving at Colorado State, the coaching staff's total experience as a unit is equally impressive.

Combined, the Colorado State full-time assistants have 190 years of coaching experience, over 100 bowl appearances, eight national championships, and 23 conference championships.

TRANSFERS EXPECTED TO MAKE AN IMPACT

Colorado State has six FBS transfers on the 2020 roster, and many are expected to be impact players right away for the Rams. Three former linemen from Boston College followed Steve Addazio while Scott Patchan's connection to the staff runs through his brother, Matt, who played for Addazio at Boston College. At Miami, Polendey and Patchan were roommates.

PLAYER	POSITION	PREVIOUS SCHOOL
#7 Todd Centeio	Quarterback	Temple (2017-19)
#53 Elijah Johnson	Offensive Line	Boston College (2016-19)
#52 Adam Korutz	Offensive Line	Boston College (2016-19)
#1 Scott Patchan	Defensive Line	Miami (2015-19)
#88 Brian Polendey	Tight End	Miami (2017-19)
#55 Cam Reddy	Offensive Line	Boston College (2018-19)

THE WRIGHT STUFF

Last season, then-true freshman receiver Dante Wright burst onto the college football scene with his play in the Rocky Mountain Showdown vs. Colorado.

Wright was one of just 8 players to tally both a receiving and rushing touchdown in the same game through Week 0 and Week 1 and of those 8, only two were freshmen (Temple's Re'mahn Davis). He became the first true freshman to score twice in a game for the Rams since Warren Jackson did against Alabama in 2017, and the first to score in a season opener since Joe Hansley in 2012.

Wright was one of nine players nationally to have multiple games scoring a rushing and receiving touchdown. He was also the first Ram since Gartrell Johnson to score a rushing and receiving touchdown in consecutive games.

Following the season, he was named an FCAA Freshman All-American and named to the ESPN True Freshman All-American team, becoming the first Ram named to the list since Cory James in 2012.

DEFENSIVE STREAK REACHED HISTORIC LEVEL IN 2019

Colorado State's defensive efforts the final seven games of 2019 set a historic mark. Over the final seven games, all against FBS opponents, the Rams held opposing offenses to fewer than 400 yards of total offense.

It was the longest such stretch since the 1995 squad held eight consecutive opponents under 400 yards.

STONEHOUSE IS RECORD CHASING

Entering the 2020 season, senior punter Ryan Stonehouse currently ranks as the FBS career leader in punt average. Not just the active career leader. The **all-time** leader.

At 47.0 yards per punt for his career with 160 punts, the 2018 All-American's mark would pass Todd Sauerbrun's (West Virginia, 1991-94) mark of 46.31 on 167 punts for punters with 150-249 punts.

STONEHOUSE YEAR-BY-YEAR PUNTING

YEAR	ATT	YDS	LG	AVG	TB	FC	i20	50+
2017	46	2,111	65	45.9	7	12	24	18
2018	65	3,140	70	48.3	8	9	18	31
2019	49	2,275	64	46.4	5	9	13	16
2020	-	-	-	-	-	-	-	-
CAREER	160	7,525	70	47.0	20	30	55	65



START CHART

OFFENSE

Player	2019	Streak	Career
Scott Brooks, OL	12	12	12
Cameron Butler, TE	3	-	20
Nate Craig-Myers, WR	4	1	21
Kyle Helbig, TE	1	-	1
Trey McBride, TE	11	11	16
Marcus McElroy, RB	7	5	7
Patrick O'Brien, QB	9	9	9
Joctavis Phillips, OL	1	-	1
E.J. Scott, WR	5	1	6
Barry Wesley, OL	12	24	24
Keith Williams, OL	4	-	4
Dante Wright, WR	12	12	12

DEFENSE

Player	2019	Streak	Career
Rashad Ajayi, CB	7	-	19
Keevan Bailey, CB	1	-	1
Quinn Brannon, S	-	-	1
Marshaun Cameron, DB	7	6	7
Cam'Ron Carter, LB	6	-	7
Tywan Francis, S	-	-	1
Ellison Hubbard, DL	8	2	20
Dequan Jackson, LB	11	11	11
Manny Jones, DL	11	5	20
Mohamed Kamara, LB	4	-	4
Toby McBride, DL	-	-	1
Dajon Owens, DB	-	-	2
Livingston Paogofie, DL	5	-	5
Devin Phillips, DL	12	12	22
Logan Stewart, DB	12	12	12

Indicates player has started in every possible game of his career at CSU.

REPLACING WARREN JACKSON

Rising senior wide receiver Warren Jackson was named the 2020 Mountain West Preseason Offensive Player of the Year on the heels of a dominant performance where he was often unguardable in 2019. However, when the Mountain West postponed the 2020 season, Jackson - who surprising a few people by returning to Colorado State to chase a championship - opted to begin his draft preparations ahead of schedule.

In 2019, Jackson caught 77 passes for 1,119 yards and eight touchdowns and was a frequent match-up nightmare with his 6-foot-6 frame.

Colorado State returns the dynamic Dante Wright, a 2019 All-American, as well as a legitimate candidate for the John Mackey Award in tight end Trey McBride. Jackson was going to be another weapon for offensive coordinator Joey Lynch who is now - along with receiver coach Kenny Guiton - tasked with developing his replacement.

NO. 9 MEANS SOMETHING EXTRA

The story of safety Logan Stewart is well-known around Colorado State. A nearby native from Loveland, Colo., Stewart grew up selling popcorn and sodas in the stands at Hughes Stadium, dreaming of one day becoming a Ram himself.

After grades forced him to Pima Community College, and then the need for better exposure sent him to Iowa Central, Stewart walked on at Colorado State and slept on teammates couches just to get by. Then, prior to the 2019 season, Stewart was put on scholarship and subsequently started every game that season.

Stewart switched to No. 9 this season from No. 37 a year ago to pay homage to his family. Stewart is one of Kari and Jeff Stewart's nine children - six of whom are adopted including Stewart.

#NEXTLEVELRAMS

Colorado State currently has nine former players on professional football rosters in the National Football League.

NAME, Pos. (Years Lettered)	TEAM	LEAGUE
Shaquill Barrett, DL (2011-13)	Tampa Bay Buccaneers	NFL
Michael Gallup, WR (2016-17)	Dallas Cowboys	NFL
Rashard Higgins, WR (2013-15)	Cleveland Browns	NFL
Olabisi Johnson, WR (2015-18)	Minnesota Vikings	NFL
Weston Richburg, OL (2010-13)	San Francisco 49ers*	NFL
Ty Sambrailo, OL (2011-14)	Tennessee Titans	NFL
Trent Sieg, LS (2014-17)	Las Vegas Raiders	NFL
Josh Watson, LB (2015-18)	Denver Broncos	NFL
Preston Williams, WR (2018)	Miami Dolphins	NFL

** indicates player is either on the injured reserve or practice squad*

2020 MOUNTAIN WEST STANDINGS

	Overall	MW
Air Force	1-0	0-0
Boise State	0-0	0-0
Colorado State	0-0	0-0
Fresno State	0-0	0-0
Hawai'i	0-0	0-0
New Mexico	0-0	0-0
Nevada	0-0	0-0
San Diego State	0-0	0-0
San Jose State	0-0	0-0
UNLV	0-0	0-0
Utah State	0-0	0-0
Wyoming	0-0	0-0

2020 NOTEBOOK

CANVAS STADIUM

Canvas Stadium is the new name for Colorado State University's 36,500-capacity multipurpose stadium that opened on the school's Fort Collins campus in 2017. The newly re-branded Canvas Credit Union received naming rights to the facility through a \$37.7 million partnership agreement announced in April 2018. The agreement, which stands as one of the largest collegiate athletic venue naming agreements in history, was part of an ambitious re-branding initiative being undertaken by the previously branded Public Service Credit Union, under the direction of company President and CEO Todd Marksberry.

Canvas Credit Union is a not-for-profit, state-chartered, member-owned financial cooperative that has been in business since 1938. Today, the credit union has more than \$2.3 billion in assets and more than 238,000 members – and a mission to help individuals and families make better decisions and grow stronger financially. Learfield's Rams Sports Properties and their Campus+ business brokered the agreement as part of its ongoing support for Colorado State University athletics.

The \$220 million, 727,000-square-foot stadium proved immensely popular and attractive to fans in its inaugural season of 2017, and drew rave reviews from local and national media, as well national television networks that broadcast Colorado State's games to large audiences. The Rams set an all-time attendance record with a total of 192,369 fans and a per-game average of 32,062, representing a 16-percent attendance increase from 2016—eighth-highest in all of college football. Season ticket sales also reached an all-time high of 15,477, a 40-percent increase from the 2016 total of 11,054.

The return of CSU football games to campus from Hughes Stadium in 2017 brought the pageantry and celebration of Rams game days back to the heart of the university for the first time in 50 years, providing countless new engagement opportunities for the entire university. The stadium's design embraces Colorado's natural beauty, topography and visual connections to the Rocky Mountains from campus and ensures functionality for both game-day and non-game day usage.

The agreement with Canvas Credit Union combined with \$20 million given in 2016 to name Sonny Lubick Field brings the total naming rights revenues at Colorado State to \$57 million for the stadium. This compares favorably with the recently announced \$69 million United Airlines Memorial Coliseum at University of Southern California and the \$41 million Alaska Airlines Field at Husky Stadium at the University of Washington. The Colorado State agreement with Canvas Credit Union is for 15 years and includes annual escalator clauses for inflation, as well as a signing bonus, in recognition of the visibility and success of the stadium.



MOUNTAIN WEST SCHOOLS BY ELEVATION

UNIVERSITY	STADIUM	CITY	ELEVATION
1. Wyoming	War Memorial Stadium	Laramie, Wyo.	7,220 ft.
2. Air Force	Falcon Stadium	U.S. Air Force Academy, Co.	7,163 ft.
3. New Mexico	Dreamstyle Stadium	Albuquerque, N.M.	5,312 ft.
4. Colorado State	Canvas Stadium	Fort Collins, Co.	5,004 ft.
5. Utah State	Maverik Stadium	Logan, Utah	4,778 ft.
6. Nevada	Mackay Stadium	Reno, Nev.	4,505 ft.
7. Boise State	Albertson Stadium	Boise, Idaho	2,842 ft.
8. UNLV	Sam Boyd Stadium	Las Vegas, Nev.	2,030 ft.
9. Fresno State	Bulldog Stadium	Fresno, Calif.	352 ft.
10. San Jose State	CEFCU Stadium	San Jose, Calif.	82 ft.
11. San Diego State	SDCCU Stadium	San Diego, Calif.	46 ft.
12. Hawai'i	Aloha Stadium	Honolulu, Hawaii	18 ft.

GAMES PLAYED CHART

OFFENSE

Player	2019	Streak	Career
John Blasco, Jr., OL	2	-	2
Scott Brooks, OL	12	20	21
Cameron Butler, TE	7	-	32
Nate Craig-Myers, WR	9	9	36
Kyle Helbig, TE	3	-	3
Christian Hunter, RB	10	-	10
Ches Jackson, OL	9	4	10
Trey McBride, TE	12	24	24
Justice McCoy, QB	3	-	3
Florian McCann, OL	1	-	1
Ty McCulloch, WR	7	-	7
Marcus McElroy, RB	11	11	29
Patrick O'Brien, QB	11	11	14
Thomas Pannunzio, WR	10	6	18
Joctavis Phillips, OL	11	1	23
E.J. Scott, WR	10	5	20
Corte Tapia, FB	1	-	1
Jaylen Thomas, RB	10	5	10
A'Jon Vivens, WR	1	1	5
Jadon Walker, WR	3	-	18
Barry Wesley, OL	12	24	24
Gary Williams, TE	3	-	3
Keith Williams, OL	11	-	13
Dante Wright, WR	12	12	12

DEFENSE

Player	2019	Streak	Career
Rashad Ajayi, CB	9	-	21
Keevan Bailey, CB	8	1	8
Quinn Brinnon, S	11	6	23
Tavian Brown, LB	3	-	3
Marshaun Cameron, DB	12	12	12
Cam'Ron Carter, LB	12	18	23
Christian Cumber, DB	6	-	7
Brandon Derrow, DL	2	-	6
Tywan Francis, S	11	1	22
Troy Golden, LB	12	12	15
Ellison Hubbard, DL	12	37	37
Dequan Jackson, LB	12	15	22
Manny Jones, DL	11	5	33
Mohamed Kamara, LB	9	8	9
Toby McBride, DL	6	1	23
Dajon Owens, DB	12	15	22
Livingston Paogofie, DL	12	35	35
Devin Phillips, DL	12	12	23
Cian Quiroga, DL	3	-	3
Rushton Roberts, DL	7	5	7
Adonis Rufran, DB	11	1	15
Logan Stewart, DB	12	12	12

SPECIAL TEAMS

Player	2019	Streak	Career
Cayden Camper, K	8	-	8
Joe DeLine, P	12	12	13
Ross Reiter, LS	12	24	24
Ryan Stonehouse, P	12	37	37



2020 RAMS

NUMERICAL ROSTER		No.	NAME	POS.	HT	WT	CL	HOMETOWN/LAST SCHOOL
		47	David Aggrey	RB	5-10	205	r-So.-RS	Bronx, N.Y. (Rangeview)
		4	Rashad Ajayi	DB	5-11	190	Jr.-2L	Atlanta, Ga. (Langston Hughes)
1	Scott Patchan.....DL	45	Bam Amina	LB	6-0	215	Fr.-HS	Waianae, Hawaii (Mililani)
1	Jadon Walker.....WR	63	Alex Azusenis	OL	6-5	305	r-Fr.-RS	Powell, Ohio (Olentangy Liberty)
2	Justice McCoy.....QB	25	Keevan Bailey	DB	5-11	180	So.-1L	Conyers, Ga. (Salem)
2	Dajon Owens.....DB	68	Cameron Bariteau	DL	6-1	310	Fr.-HS	Wareham, Mass. (Peddie)
3	E.J. Scott.....WR	37	Blake Beecher	LB	5-10	195	r-Fr.-RS	Norco, Calif. (Norco)
4	Rashad Ajayi.....DB	11	Henry Blackburn	DB	6-0	200	Fr.-HS	Boulder, Colo. (Fairview)
5	Dequan Jackson.....LB	7	Caleb Blake	DB	5-11	185	r-Fr.-RS	Winter Haven, Fla. (Bishop Moore)
6	Ty McCullouch.....WR	76	John Blasco, Jr.	OL	6-7	325	r-Jr.-SQ	Tacoma, Wash. (Stadium)
7	Caleb Blake.....DB	17	Walker Brickle	QB	6-6	200	Fr.-HS	Arvada, Colo. (Ralston Valley)
7	Todd Centeio.....QB	8	Quinn Brinnon	DB	6-0	190	Jr.-2L	Pleasanton, Calif. (Bishop O'Dowd)
8	Quinn Brinnon.....DB	64	Scott Brooks	OL	6-3	300	r-Sr.-2L	Moorpark, Calif. (Moorpark)
9	Logan Stewart.....DB	55	Tavian Brown	LB	6-1	230	r-Fr.-RS	Demopolis, Ala. (Demopolis)
10	Tywan Francis.....DB	44	Garrett Burns	WR	6-2	190	Fr.-HS	Fort Collins, Colo. (Fossil Ridge)
10	Aaron Syverson.....QB	16	Cameron Butler	TE	6-2	250	Sr.-3L	Columbia, S.C. (Ridge View)
11	Henry Blackburn.....DB	26	Marshaun Cameron	DB	5-9	190	r-Sr.-1L	Los Angeles, Calif. (Cathedral/N. Colorado)
12	Cam'ron Carter.....LB	95	Cayden Camper	K	6-4	205	So.-1L	Pueblo, Colo. (Pueblo County)
12	Patrick O'Brien.....QB	12	Cam'ron Carter	LB	6-2	225	Jr.-2L	Tucker, Ga. (Tucker)
13	Jeremiah Pruitte.....WR	7	Todd Centeio	QB	6-1	220	r-Jr.-TR	Palm Beach Gardens, Fla. (Dwyer/Temple)
14	Nate Craig-Myers.....WR	14	Nate Craig-Myers	WR	6-2	205	r-Sr.-1L	Dade City, Fla. (Tampa Catholic/Auburn)
14	Brandon Guzman.....DB	71	Brian Crespo-Jaquez	OL	6-6	315	Fr.-HS	Fort Collins, Colo. (Poudre)
15	Brandon Hickerson-Rooks.....DL	52	Aidan Cullen	DL	6-5	255	r-Fr.-RS	Monument, Colo. (Palmer Ridge)
15	Jonah O'Brien.....QB	17	Christian Cumber	DB	6-0	185	r-Jr.-SQ	Denver, Colo. (J.K. Mullen)
16	Cameron Butler.....TE	35	Joe DeLine	K	6-0	225	r-Sr.-1L	Steamboat Springs, Colo. (Steamboat Springs)
17	Walker Brickle.....QB	49	Brandon Darrow	DL	6-3	265	r-So.-SQ	Columbus, Ohio (St. Francis De Sales)
17	Christian Cumber.....DB	57	Will Drewes	LB	6-0	200	Fr.-HS	Longmont, Colo. (Skyline)
18	Thomas Pannunzio.....DB	46	Devon Edwards	LB	6-1	220	Fr.-HS	Longmont, Colo. (Mead)
19	Xavier Goldsmith.....DB	79	Tex Elliott	OL	6-4	290	Fr.-HS	Indianapolis, Ind. (Cathedral)
20	A'Jon Vivens.....WR	10	Tywan Francis	DB	6-0	200	Jr.-2L	New Orleans, La. (Landry-Walker)
22	Dante Wright.....WR	38	Chris Franquemont	WR	6-3	200	Fr.-HS	Highlands Ranch, Colo. (ThunderRidge)
23	Mikell Harvey.....DB	99	Jack Gabbe	P	6-1	200	Fr.-HS	Jupiter, Fla. (Cardinal Newman)
24	Kyjuan Herndon.....RB	73	Gage Gaynor	OL	6-4	290	Fr.-HS	Parkland, Fla. (Stoneman Douglas)
25	Keevan Bailey.....DB	43	Troy Golden	LB	6-2	235	r-So.-1L	Orlando, Fla. (Olympia)
26	Marshaun Cameron.....DB	19	Xavier Goldsmith	DB	5-8	175	r-Fr.-RS	Detroit, Mich. (Harrison)
26	Logan Ludwig.....WR	14	Brandon Guzman	DB	6-0	190	Fr.-HS	Pasadena, Calif. (Covina)
27	Jaylen Thomas.....RB	46	Alex Hagen	TE	6-3	220	Fr.-HS	Larkspur, Calif. (Redwood)
28	Christian Hunter.....RB	23	Mikell Harvey	DB	5-8	170	r-So.-SQ	Slidell, La. (Northshore)
29	Tyreese Jackson.....RB	89	Kyle Helbig	TE	6-4	255	r-Fr.-RS	Broomfield, Colo. (Holy Family)
30	Chase Wilson.....LB	24	Kyjuan Herndon	RB	5-9	190	Fr.-HS	Jacksonville, Fla. (Trinity Christian)
31	Tanner Hollens.....LB	15	Brandon Hickerson-Rooks	DL	6-0	235	r-Jr.-JC	Harrisburg, Pa. (C. Dauphin East/Lackawanna CC)
32	Marcus McElroy, Jr.....RB	31	Tanner Hollens	LB	6-1	220	Fr.-HS	Littleton, Colo. (Columbine)
33	Manny Jones.....DL	44	Blake Householder	DL	6-0	275	r-So.-SQ	Missouri City, Texas. (Dulles)
34	Hunter Williams.....RB	98	Ellison Hubbard	DL	6-2	285	Sr.-3L	Loganville, Ga. (Grayson)
35	Joe DeLine.....K	28	Christian Hunter	RB	5-11	195	So.-1L	Fontana, Calif. (Kaiser)
35	Aaron Moore.....LB	90	Casey Irons, Jr.	DL	6-3	265	Fr.-HS	Gilmer, Texas (Gilmer)
36	Payton Polson.....LB	56	Ches Jackson	OL	6-4	295	r-So.-1L	Tifton, Ga. (Tift County)
37	Blake Beecher.....LB	5	Dequan Jackson	LB	6-2	235	Jr.-2L	Jacksonville, Fla. (Robert E. Lee)
38	Chris Franquemont.....WR	29	Tyreese Jackson	RB	6-0	220	r-Fr.-RS	Jeanerette, La. (Westgate)
38	Adonis Rufan.....DB	53	Elijah Johnson	OL	6-6	315	r-Jr.-TR	Severn, Md. (Dematha/Boston College)
38	Griffin Vanderwaerdt.....DB	33	Manny Jones	DL	6-4	280	Sr.-3L	Cartersville, Ga. (Woodland)
39	Sanjay Strickland.....LB	42	Mohamed Kamara	LB	6-2	240	So.-1L	Newark, N.J. (Central)
40	Dawson Menegatti.....WR	52	Adam Korutz	OL	6-2	295	Gr.-TR	Johnson City, N.Y. (Johnson City/Boston College)
40	Corte Tapia.....TE	99	Luis Lebron	DL	6-4	325	r-Jr.-SQ	Jacksonville, Fla. (Sandalwood)
41	Alex Schreiner.....RB	96	Robert Liss	K	5-10	175	Fr.-HS	Phoenix, Ariz. (Verrado)
41	Ryan Stonehouse.....P	26	Logan Ludwig	WR	6-0	190	r-So.-SQ	Roxborough, Colo. (ThunderRidge)
42	Mohamed Kamara.....LB	65	Tautai Li'o Marks	OL	6-2	305	Fr.-HS	Long Beach, Calif. (Mater Dei)
43	Troy Golden.....LB	97	Toby McBride	DL	6-3	285	r-Sr.-2L	Fort Morgan, Colo. (Fort Morgan)
44	Garrett Burns.....WR	85	Trey McBride	TE	6-4	260	Jr.-2L	Fort Morgan, Colo. (Fort Morgan)
44	Blake Householder.....DL	60	Florian McCann	OL	6-3	300	r-So.-SQ	Denver, Colo. (Mullen)
		2	Justice McCoy	QB	6-2	210	r-Jr.-SQ	New Orleans, La. (Saint Augustine)
		6	Ty McCullouch	WR	6-1	175	So.-1L	Moreno Valley, Calif. (Rancho Verde)
		83	Chris McEahern	WR	5-11	190	r-Fr.-RS	Arvada, Colo. (Arvada West)
		32	Marcus McElroy, Jr.	RB	6-0	235	Sr.-3L	Aurora, Colo. (Mullen)
		58	Quinn Meinert	LB	6-1	210	Fr.-HS	St. Cloud, Minn. (Green Mountain)
		40	Dawson Menegatti	WR	6-3	185	Fr.-HS	Pueblo West, Colo. (Pueblo West)

2020 RAMS

No.	NAME	POS.	HT	WT	CL	HOMETOWN/LAST SCHOOL
91	James Mitchell	DL	6-3	300	Fr.-HS	Duncanville, Texas (Duncanville)
35	Aaron Moore	LB	6-1	215	Fr.-HS	Oakland, Tenn. (Oakland)
72	Dirk Nelson	OL	6-3	300	Fr.-HS	Visalia, Calif. (Central Valley Christian)
15	Jonah O'Brien	QB	6-4	195	r-Fr.-TR	Bartlett, Ill. (Bartlett/Eastern Illinois)
12	Patrick O'Brien	QB	6-5	235	r-Sr.-1L	San Juan Capistrano, Calif. (San Juan Hills/Nebraska)
81	Dane Olson	WR	5-11	180	r-Fr.-RS	San Diego, Calif. (San Marcos)
2	Dajon Owens	DB	6-0	195	Sr.-2L	Los Angeles, Calif. (Gardena/Long Beach City)
18	Thomas Pannunzio	DB	5-9	170	Jr.-2L	Pueblo, Colo. (Pueblo South)
92	Livingston Paogofie	DL	6-1	270	Sr.-3L	Arlington, Texas (Bowie)
1	Scott Patchan	DL	6-6	255	Gr.-TR	Tampa, Fla. (IMG Academy/Miami)
94	Devin Phillips	DL	6-2	310	Jr.-2L	Monroe, La. (Neville)
70	Joctavis Phillips	OL	6-4	320	r-Jr.-1L	West Monroe, La. (Neville)
53	Cade Plath	LB	6-0	225	r-Fr.-RS	Chanhassen, Minn. (Chanhassen)
88	Brian Polendey	TE	6-5	260	r-Jr.-TR	Denton, Texas (Guyer/Miami)
36	Payton Polson	LB	6-0	205	r-Fr.-RS	Highlands Ranch, Colo. (Valor Christian)
13	Jeremiah Pruitte	WR	6-5	220	r-Fr.-RS	Marietta, Ga. (Wheeler)
50	Cian Quiroga	DL	6-2	260	r-Fr.-RS	Denver, Colo. (Valor Christian)
55	Cam Reddy	OL	6-2	305	r-So.-TR	Franklin, Mass. (Lawrence/Boston College)
86	Ross Reiter	LS	5-11	230	Jr.-2L	Phoenix, Ariz. (Brophy Prep)
56	Rushton Roberts	DE	6-5	250	r-So.-1L	Jacksonville, Fla. (The Bolles School)
38	Adonis Rufan	DB	5-8	170	r-Jr.-1L	Colorado Springs, Colo. (Palmer)
87	Ryan Sayre	WR	6-2	200	r-Sr.-SQ	Castle Rock, Colo. (Douglas County/Chadron State)
41	Alex Schreiner	RB	5-8	180	r-So.-SQ	Lincoln, Neb. (Lincoln Christian)
3	E.J. Scott	WR	6-2	200	r-Jr.-1L	Powder Springs, Ga. (McEachern)
80	Sawyer Shepherd	TE	6-5	240	Fr.-HS	Loveland, Colo. (Resurrection Christian)
57	Kavesz Sherard	OL	6-4	305	r-So.-SQ	Anderson, S.C. (T.L. Hanna)
50	Owen Snively	OL	6-5	290	Fr.-HS	Tilton, N.H. (Tilton)
9	Logan Stewart	DB	6-1	215	r-Sr.-1L	Loveland, Colo. (Mountain View/Iowa Central)
59	Grant Stewartson	DL	6-2	285	Fr.-HS	Highlands Ranch, Colo. (Highlands Ranch)
41	Ryan Stonehouse	P	5-11	180	Sr.-3L	La Verne, Calif. (Mater Dei)
39	Sanjay Strickland	LB	6-2	235	Fr.-HS	Arvada, Colo. (Pomona)
10	Aaron Syverson	QB	6-0	195	r-Fr.-RS	Minnetonka, Minn. (Minnetonka)
40	Corte Tapia	TE	6-2	240	r-Jr.-SQ	Windsor, Colo. (Windsor)
93	Jonathan Terry	K	6-0	190	r-So.-RS	Castle Rock, Colo. (Castle View)
27	Jaylen Thomas	RB	5-11	215	So.-1L	Colorado Springs, Colo. (Vista Ridge)
38	Griffin Vanderwaerd	DB	6-0	180	Fr.-HS	Parker, Colo. (Chaparral)
20	A'Jon Vivens	WR	5-11	200	r-So.-RS	Denver, Colo. (Mullen)
97	Huck Vollmar	LS	6-2	210	r-Jr.-SQ	Colorado Springs, Colo. (Air Academy)
82	Dylan Walker	TE	6-5	250	Fr.-HS	Royersford, Pa. (Pope John Paul II)
1	Jadon Walker	WR	6-0	205	r-Jr.-SQ	Lithia Springs, Ga. (Chapel Hill)
69	Barry Wesley	OL	6-7	310	r-Jr.-2L	Morrison, Colo. (Bear Creek)
84	Gary Williams	TE	6-2	245	r-So.-SQ	Charlotte, N.C. (Vance)
34	Hunter Williams	RB	5-7	185	r-So.-SQ	Frisco, Texas. (Frisco Centennial)
77	Keith Williams	OL	6-7	300	r-Sr.-1L	Baltimore, Md. (Overlea/Independence CC)
30	Chase Wilson	LB	6-2	225	Fr.-HS	Arvada, Colo. (Ralston Valley)
22	Dante Wright	WR	5-9	180	So.-1L	Navarre, Fla. (Navarre)

NUMERICAL ROSTER

45	Bam Amina	LB
46	Devon Edwards	LB
46	Alex Hagen	TE
47	David Aggrey	RB
49	Brandon Derrow	DL
50	Cian Quiroga	DL
50	Owen Snively	OL
52	Aidan Cullen	DL
52	Adam Korutz	OL
53	Elijah Johnson	OL
53	Cade Plath	LB
55	Tavian Brown	LB
55	Cam Reddy	OL
56	Ches Jackson	OL
56	Rushton Roberts	DE
57	Will Drewes	LB
57	Kavesz Sherard	OL
58	Quinn Meinert	LB
59	Grant Stewartson	DL
60	Florian McCann	OL
63	Alex Azusenis	OL
64	Scott Brooks	OL
65	Tautai Li'o Marks	OL
68	Cameron Bariteau	DL
69	Barry Wesley	OL
70	Joctavis Phillips	OL
71	Brian Crespo-Jaquez	OL
72	Dirk Nelson	OL
73	Gage Gaynor	OL
76	John Blasco, Jr.	OL
77	Keith Williams	OL
79	Tex Elliott	OL
80	Sawyer Shepherd	TE
81	Dane Olson	WR
82	Dylan Walker	TE
83	Chris McEahern	WR
84	Gary Williams	TE
85	Trey McBride	TE
86	Ross Reiter	LS
87	Ryan Sayre	WR
88	Brian Polendey	TE
89	Kyle Helbig	TE
90	Casey Irons, Jr.	DL
91	James Mitchell	DL
92	Livingston Paogofie	DL
93	Jonathan Terry	K
94	Devin Phillips	DL
95	Cayden Camper	K
96	Robert Liss	K
97	Toby McBride	DL
97	Huck Vollmar	LS
98	Ellison Hubbard	DL
99	Jack Gabbe	P
99	Luis Lebron	DL

WHAT RETURNS...

Rushing Yards	55.4%
Passing Yards	77.1%
Receiving Yards	60.1%
Punt Return Yards	100.0%
Kick Return Yards	5.0%
Interceptions	66.7%
Scoring	67.4%
Total Offense	70.5%
All-Purpose Yards	54.7%
Field Goals	50.0%
Punting Yards	100%
Tackles	62.0%
Tackles for Loss	69.9%
Sacks	67.2%
Fumbles Recovered	71.4%
Fumbles Forced	85.7%

OL Barry Wesley	24
WR Nate Craig-Myers	(21)
TE Cameron Butler	20
TE Trey McBride	16
OL Scott Brooks	12
WR Dante Wright	12
OL Elijah Johnson	(10)
QB Patrick O'Brien	9
WR E.J. Scott	7
RB Marcus McElroy, Jr.	7
OL Keith Williams	4
QB Todd Centeio	(1)
TE Kyle Helbig	1
OL Ches Jackson	1
OL Joctavis Phillips	1
TE Brian Polendey	(1)

Defensive Starts Returning

DL Devin Phillips	22
DL Ellison Hubbard	20
DL Manny Jones	20
DB Rashad Ajayi	19
DB Logan Stewart	12
LB Dequan Jackson	11
DB Marshaun Cameron	7
LB Cam/Ron Carter	7
DL Scott Patchan	(6)
DL Livingston Paogofie	5
LB Mohamed Kamara	4
DB Dajon Owens	2
DB Keevan Bailey	1
DL Toby McBride	1
DB Tywan Francis	1
DB Quinn Brannon	1

Offensive Starts Lost

OL Jeff Taylor	24
FB Adam Prentice	14
WR Warren Jackson	13
QB Collin Hill	11
OL T.J. Stormont	12
OL Nouredin Nouili	7
RB Marvin Kinsey	4
TE Griffin Hammer	1
FB Isiah Pannunzio	1

Defensive Starts Lost

DB Jamal Hicks	30
DB Anthony Hawkins	21
DL Jalen Bates	12
LB Max McDonald	9
DB Andre Neal	11
LB Tron Folsom	8
DL Jan-Phillip Bombek	3
DL Damion Dickens	1



Experience BREAKDOWN

OFFENSE RETURNING LETTERMEN (15)

Quarterbacks (1)
Patrick O'Brien

Wide Receivers (4)
Nate Craig-Myers
Ty McCullouch
E.J. Scott
Dante Wright

Running Backs (3)
Christian Hunter
Marcus McElroy
Jaylen Thomas

Tight Ends (2)
Cameron Butler
Trey McBride

Offensive Line (5)
Scott Brooks
Ches Jackson
Joctavis Phillips
Barry Wesley
Keith Williams

DEFENSE RETURNING LETTERMEN (19)

Defensive Line (6)
Ellison Hubbard
Manny Jones
Toby McBride
Livingston Paogofie
Devin Phillips
Rushton Roberts

Linebackers (4)
Cam'Ron Carter
Troy Golden
Dequan Jackson
Mohamed Kamara

Secondary (9)
Rashad Ajayi
Keevan Bailey
Quinn Brannon
Marshaun Cameron
Tywan Francis
Dajon Owens
Thomas Pannunzio
Adonis Rufran
Logan Stewart

SPECIALISTS (4)

Cayden Camper, K
Joe DeLine, K/P
Ross Reiter, LS
Ryan Stonehouse, P

CAREER CONSECUTIVE AND TOTAL STARTS BY YEAR

OFFENSE	Yr.	Total Starts	Consec. Starts	---Starts by Year---			
				2019	2018	2017	2016
Barry Wesley, OL	Jr.	24	24	12	12	-	-
Nate Craig-Myers, WR	Sr.	21	-	4	(3)	(13)	(1)
Cameron Butler, TE	Sr.	20	-	3	10	7	-
Trey McBride, TE	Jr.	16	11	11	5	-	-
Scott Brooks, OL	Sr.	12	12	12	0	0	-
Dante Wright, WR	So.	12	12	12	-	-	-
Elijah Johnson, OL	Jr.	(10)	-	0	0	0	(10)
Patrick O'Brien, QB	Sr.	9	9	9	-	-	-
E.J. Scott, WR	Jr.	7	1	6	1	-	-
Marcus McElroy, RB	Sr.	7	5	7	0	0	-
Keith Williams, OL	Sr.	4	-	4	-	-	-
Todd Centeio, QB	Jr.	(1)	-	0	(1)	0	-
Kyle Helbig, TE	Fr.	1	-	1	0	0	0
Ches Jackson, OL	So.	1	1	1	0	0	0
Joctavis Phillips, OL	Jr.	1	-	1	0	0	0
Brian Polendey, TE	Jr.	(1)	-	1	0	0	-

Numbers in parentheses reflect starts from previous FBS school

DEFENSE	Yr.	Total Starts	Consec. Starts	---Starts by Year---			
				2019	2018	2017	2016
Devin Phillips, DL	Jr.	22	12	12	10	0	0
Ellison Hubbard, DL	Sr.	20	2	8	12	0	0
Manny Jones, DL	Sr.	20	5	11	8	1	0
Rashad Ajayi, DB	Jr.	19	-	7	12	0	0
Logan Stewart, DB	Sr.	12	12	12	0	0	0
Dequan Jackson, LB	Jr.	11	11	11	0	0	0
Marshaun Cameron, DB	Sr.	7	6	7	0	0	0
Cam'ron Carter, LB	Jr.	7	4	6	1	0	0
Scott Patchan	Gr.	(6)	-	(6)	0	0	0
Livingston Paogofie, DL	Sr.	5	-	3	2	0	0
Mohamed Kamara, LB	So.	4	3	4	0	0	0
Dajon Owens, DB	Sr.	2	-	0	2	0	0
Keevan Bailey, DB	So.	1	-	1	0	0	0
Toby McBride, DL	Sr.	1	-	0	0	0	1
Tywan Francis, DB	Jr.	1	-	0	1	0	0
Quinn Brannon, DB	Jr.	1	-	0	1	0	0

2019 GAME-OPENING DRIVES

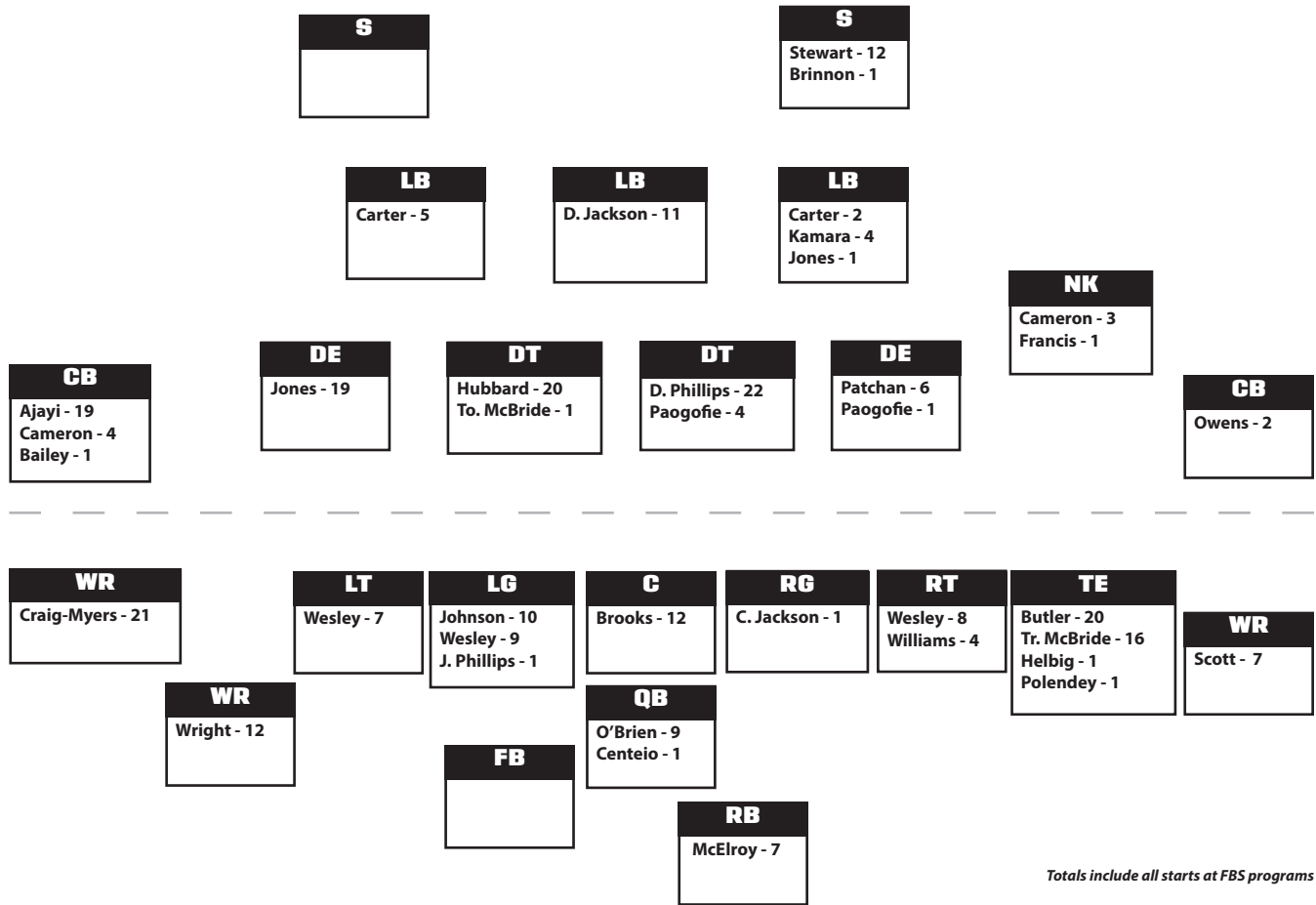
	-----CSU-----				-----OPP-----			
	Plays	Yds.	TOP	Result	Plays	Yds.	TOP	Result
vs. Colorado	6	80	2:41	TD	10	75	5:30	TD
Western Illinois	1	75	0:10	TD	6	19	3:05	Punt
at Arkansas	2	75	0:18	TD	5	75	1:42	TD
Toledo	9	75	3:25	TD	3	9	1:52	Punt
at Utah State	3	5	1:42	Punt	4	26	1:00	Fumble
San Diego State	3	4	1:05	Punt	7	61	3:23	FG
at New Mexico	7	84	2:36	TD	5	20	1:43	Punt
at Fresno State	2	75	0:44	TD	3	-9	1:35	Punt
UNLV	5	54	1:43	TD	5	7	2:15	Punt
Air Force	14	75	5:57	TD	10	28	5:31	Fumble
at Wyoming	6	25	3:32	Punt	7	26	3:26	Punt
Boise State	9	75	3:48	TD	17	73	8:32	TD

2019 SECOND HALF-OPENING DRIVES

	-----CSU-----				-----OPP-----			
	Plays	Yds.	TOP	Result	Plays	Yds.	TOP	Result
vs. Colorado	1	2	0:19	Fumble	3	27	0:54	TD
Western Illinois	4	49	1:30	TD	9	24	4:45	Downs
at Arkansas	15	72	7:22	FG	8	75	1:53	TD
Toledo	2	72	0:53	TD	3	75	0:38	TD
at Utah State	4	3	1:01	FG	2	0	0:16	INT
San Diego State	1	-14	0:06	Fumble	3	11	1:19	TD
at New Mexico	5	85	2:33	TD	5	17	2:13	Punt
at Fresno State	8	53	2:56	FG	8	83	3:29	TD
UNLV	15	70	6:26	FG	11	52	5:21	FG
Air Force	9	30	4:32	Downs	4	11	2:45	Punt
at Wyoming	4	9	1:20	Downs	3	-3	1:55	Punt
Boise State	7	23	2:36	Downs	5	14	2:45	Punt



Position STARTS



2019 OFFENSIVE GAME-BY-GAME STARTERS

OPPONENT	QB	RB	WR	WR	TE	LT	LG	C	RG	RT	11
vs. Colorado	Hill	Prentice (FB)	W. Jackson	Wright	Butler	Storment	Nouili	Brooks	Taylor	Wesley	Scott (WR)
Western Illinois	Hill	McElroy	W. Jackson	Wright	Tr. McBride	Storment	J. Phillips	Brooks	Taylor	Wesley	Scott (WR)
at Arkansas	Hill	Kinsey	W. Jackson	Wright	Tr. McBride	Storment	Nouili	Brooks	Taylor	Wesley	Scott (WR)
Toledo	O'Brien	Kinsey	W. Jackson	Wright	Tr. McBride	Storment	Nouili	Brooks	Taylor	Wesley	Butler (TE)
at Utah State	O'Brien	Kinsey	Craig-Myers	Wright	Tr. McBride	Storment	Nouili	Brooks	Taylor	Wesley	Scott (WR)
San Diego State	O'Brien	McElroy	Craig-Myers	Wright	Tr. McBride	Storment	Nouili	Brooks	Taylor	Wesley	Butler (TE)
at New Mexico	O'Brien	Kinsey	W. Jackson	Wright	Tr. McBride	Storment	Nouili	Brooks	Taylor	Wesley	Craig-Myers (WR)
at Fresno State	O'Brien	McElroy	W. Jackson	Wright	Tr. McBride	Storment	Wesley	Brooks	Taylor	Williams	Helbig (TE)
UNLV	O'Brien	McElroy	W. Jackson	Wright	Tr. McBride	Storment	Wesley	Brooks	Taylor	Williams	Hammer (TE)
Air Force	O'Brien	McElroy	W. Jackson	Wright	Tr. McBride	Storment	Wesley	Brooks	Taylor	Williams	Prentice (FB)
at Wyoming	O'Brien	McElroy	W. Jackson	Wright	Tr. McBride	Storment	Wesley	Brooks	Taylor	Williams	Craig-Myers (WR)
Boise State	O'Brien	McElroy	W. Jackson	Wright	Tr. McBride	Storment	Nouili	Brooks	C. Jackson	Wesley	Scott (WR)

2019 DEFENSIVE GAME-BY-GAME STARTERS

OPPONENT	DE	DT	DT	DE	LB	LB	CB	S	S	CB	11
vs. Colorado	Bates	Hubbard	D. Phillips	Jones	McDonald	Folsom	Ajayi	Stewart	Hicks	Neal	Hawkins (NK)
Western Illinois	Bates	Paogofie	D. Phillips	Jones	D. Jackson	Folsom	Ajayi	Stewart	Hicks	Neal	Carter (LB)
at Arkansas	Bates	Hubbard	D. Phillips	Jones	D. Jackson	Folsom	Ajayi	Stewart	Hicks	Neal	Hawkins (NK)
Toledo	Bates	Hubbard	D. Phillips	Jones	D. Jackson	Folsom	Ajayi	Stewart	Hicks	Neal	Hawkins (NK)
at Utah State	Bates	Hubbard	D. Phillips	Jones	D. Jackson	Folsom	Ajayi	Stewart	Hicks	Neal	Cameron (NK)
San Diego State	Bates	Hubbard	D. Phillips	Jones	D. Jackson	Kamara	Ajayi	Stewart	Hicks	Neal	Carter (LB)
at New Mexico	Bates	Hubbard	D. Phillips	Bombek	D. Jackson	Folsom	Bailey	Stewart	Hicks	Neal	Cameron (NK)
at Fresno State	Bates	Paogofie	D. Phillips	Jones	D. Jackson	Carter	Ajayi	Stewart	Hicks	Hawkins	Cameron (NK)
UNLV	Bates	Paogofie	D. Phillips	Jones	D. Jackson	Carter	Cameron	Stewart	Hicks	Neal	Kamara (LB)
Air Force	Bates	Folsom (LB)	D. Phillips	Jones	D. Jackson	Carter	Cameron	Stewart	Hicks	Neal	Kamara (LB)
at Wyoming	Bates	Hubbard	D. Phillips	Jones	D. Jackson	Carter	Cameron	Stewart	Hicks	Neal	Kamara (LB)
Boise State	Bates	Hubbard	D. Phillips	Jones	D. Jackson	Folsom	Cameron	Stewart	Hicks	Neal	Crossley (NK)



2019 Explosive PLAYS

Yds	Type	Player	Opp.	Qtr.
99	KR	Hawkins	UNLV	1*
87	Pass	W.Jackson/O'Brien	UNM	2*
77	Pass	Kinsey Jr./Hill	WIU	1*
75	Pass	Wright/Hill	WIU	1*
75	Run	Kinsey Jr.	Ark.	1*
75	Pass	Wright/O'Brien	Ark.	3*
74	Run	Kinsey Jr.	Tol.	3*
69	Pass	Tr. McBride/O'Brien	FSU	1*
65	Pass	Craig-Myers/O'Brien	USU	1
64	Run	Wright	UNM	3
63	FR	Kamara	AFA	1*
58	Pass	Wright/O'Brien	AFA	4
57	Pass	Wright/O'Brien	SDSU	1
47	Pass	Wright/O'Brien	UNM	1
45	Pass	Craig-Myers/O'Brien	Tol.	2
44	Int.	Neal	USU	2*
42	Pass	W. Jackson/O'Brien	FSU	3
42	Pass	Tr. McBride/O'Brien	UNM	1*
41	Pass	Wright/O'Brien	BSU	4
41	Pass	W. Jackson/O'Brien	UNLV	3
41	Pass	Craig-Myers/O'Brien	SDSU	1
41	Run	Wright	CU	2*
40	Pass	Scott/O'Brien	UNLV	2
40	Pass	W.Jackson/O'Brien	FSU	3
40	Pass	Scott/Hill	WIU	2
39	Pass	Scott/O'Brien	AFA	4
39	Pass	Wright/Hill	CU	1*
37	Run	Kinsey Jr.	Tol.	1
35	Pass	Scott/O'Brien	USU	3
34	Run	Hunter	UNLV	4
34	Run	McElroy	Ark.	1
33	Run	Wright	WIU	3*
32	Pass	W. Jackson/O'Brien	FSU	1
32	Pass	Craig-Myers/O'Brien	USU	2
32	KR	Hawkins	Ark.	4
31	KR	Hawkins	AFA	4
31	KR	Hawkins	UNM	4
31	Pass	Kinsey Jr./Hill	CU	1
30	Pass	Wright/O'Brien	UNM	4
29	Run	McElroy	FSU	1
29	Pass	W. Jackson/Hill	CU	3
29	Pass	McCullouch/O'Brien	WIU	4
29	Pass	Tr. McBride/O'Brien	Tol.	4
29	Run	Kinsey Jr.	Tol.	4
28	Pass	Tr. McBride/O'Brien	BSU	3*
28	Pass	W. Jackson/O'Brien	UNLV	1
27	PR	Wright	UNLV	1
27	Run	McElroy	FSU	1
26	Pass	W.Jackson/O'Brien	UNM	4*
26	Run	Kinsey Jr.	Tol.	3
25	Pass	W. Jackson/O'Brien	Tol.	3
24	Pass	Tr. McBride/O'Brien	AFA	4
24	Int.	Stewart	FSU	4
24	Run	Kinsey Jr.	WIU	1
23	Run	McElroy	BSU	1

Yds	Type	Player	Opp.	Qtr.
23	Pass	W. Jackson/O'Brien	AFA	4
23	Pass	Scott/O'Brien	Tol.	4
22	Pass	Wright/O'Brien	USU	1
22	Pass	Tr. McBride/Hill	CU	2
22	Pass	W.Jackson/O'Brien	Tol.	1
21	Pass	W. Jackson/O'Brien	Wyo	4
21	Pass	McCullouch/O'Brien	UNM	3
21	Pass	Wright/O'Brien	SDSU	2
21	Run	Kinsey Jr.	Ark.	2
20	Pass	W.Jackson/O'Brien	UNLV	3
20	Pass	W.Jackson/O'Brien	UNM	4
20	Pass	Kinsey Jr./O'Brien	SDSU	4
20	Run	Wright	USU	2
20	Pass	Butler/O'Brien	Tol.	3
20	PR	Wright	WIU	2
19	Run	Kinsey Jr.	Ark.	1
18	Run	McElroy	UNLV	1*
18	Run	McElroy	FSU	1
18	Run	McElroy	WIU	4
17	Run	Hunter	UNLV	4
15	Run	Collin Hill	CU	4
15	Run	O'Brien	Tol.	3
14	Run	McElroy	AFA	1
14	Run	Kinsey Jr.	UNM	1
14	Run	Kinsey Jr.	Tol.	3*
13	Run	McElroy	UNLV	1
13	Run	Kinsey Jr.	WIU	1
13	Run	Kinsey Jr.	Ark.	3
12	Run	Kinsey Jr.	Tol.	1

* Indicates a touchdown-scoring play

BY TYPE (TOUCHDOWNS)

Passing	45 (9)
Rushing	30 (6)
Defensive Return	3 (2)
Kickoff Return (30+)	4 (1)
Punt Return (15+)	2 (0)
TOTALS	83 (13)

BY GAME

vs. Colorado	6
Western Illinois	9
at Arkansas	7
Toledo	13
at Utah State	6
San Diego State	4
at New Mexico	10
at Fresno State	8
UNLV	10
Air Force	7
at Wyoming	1
Boise State	3

BY QUARTER

1st	32
2nd	12
3rd	18
4th	22

PASSING

Patrick O'Brien	37 (6)
Collin Hill	7 (3)

RECEIVING

Warren Jackson	14 (2)
Dante Wright	9 (3)
Trey McBride	5 (3)
E.J. Scott	5 (0)
Nate Craig-Myers	4 (0)
Marvin Kinsey Jr.	3 (1)
Ty McCullouch	2 (0)
Cameron Butler	1 (0)

RUSHING

Marvin Kinsey Jr.	13 (3)
Marcus McElroy	8 (1)
Dante Wright	4 (2)
Christian Hunter	2 (0)
Collin Hill	1 (0)
Patrick O'Brien	1 (0)

DEFENSIVE RETURN

Mohamed Kamara	1 (1)
Andre Neal	1 (1)
Logan Stewart	1 (0)

KICK RETURN (30+)

Anthony Hawkins	3 (1)
-----------------	-------

PUNT RETURN (15+)

Dante Wright	2 (0)
--------------	-------

2019 GAME-BY-GAME NOTABLES

Opponent	Captains	Coin Toss	Kick or Receive	First Poss.	Game Time	Game Length	Helmet Style	Jersey Color	Pants Color	Game Result
vs. Colorado	Prentice, Hicks, To. McBride, W. Jackson	Lost	Kick	TD	8:47	3:19	Green	White	Green	L, 31-52
Western Illinois	Prentice, Hicks, Jones, W. Jackson	Lost	Receive	TD	2:05	3:20	Green	Green	Gold	W, 38-13
at Arkansas	Prentice, Hicks, Hill, Jones	Lost	Receive	TD	3:01	3:29	Green	White	Green	L, 34-55
Toledo	Prentice, Hicks, W. Jackson, D. Jackson	Won	Receive	TD	8:20	4:14	Green	Orange	White	L, 35-41
at Utah State	Prentice, Hicks, Tr. McBride, D. Jackson	Won	Receive	Punt	6:00	3:37	White	White	White	L, 24-34
San Diego State	Jones, Neal, Tr. McBride, Carter	Won	Kick	Punt	8:05	3:26	White	Green	White	L, 10-24
at New Mexico	Prentice, Hicks	Won	Receive	TD	6:02	3:51	White	White	Green	W, 35-21
at Fresno State	Prentice, Hicks, Paogofie, W. Jackson	Lost	Receive	TD	4:37	3:40	White	White	Green	W, 41-31
UNLV	Prentice, Hicks, D. Jackson, W. Jackson	Lost	Receive	TD	1:30	3:12	White	White	White	W, 37-17
Air Force	Prentice, Hicks, M. Jones, W. Jackson	Won	Receive	TD	5:00	3:31	Green	Green	White	L, 38-21
at Wyoming	L. Stewart, D. Jackson, M. Jones, W. Jackson	Lost	Receive	Punt	7:30	3:23	White	White	White	L, 7-17
Boise State	Prentice, Hicks, M. Jones, D. Jackson, W. Jackson	Won	Receive	TD	1:37	3:19	Green	Green	Green	L, 24-31



Big Play BREAKDOWN

2019 TURNOVERS

Opponent	Forced by CSU				Pts. Off Margin	Forced by Opponent			
	Fum	INT	Tot	Pts Off		Fum	INT	Tot	Pts Off
vs. Colorado	0	0	0	0	-17	2	2	4	17
Western Illinois	1	0	1	0	-3	2	0	2	3
at Arkansas	1	0	1	7	-3	2	0	2	10
Toledo	0	0	0	0	0	0	1	1	0
at Utah State	2	2	4	10	0	3	0	3	10
San Diego State	0	0	0	0	-14	1	3	4	14
at New Mexico	2	1	3	7	-1	2	0	2	8
at Fresno State	0	2	2	7	7	0	1	1	0
UNLV	0	0	0	0	0	0	0	0	0
Air Force	1	1	2	7	-3	1	1	2	10
at Wyoming	0	0	0	0	0	0	0	0	0
Boise State	0	0	0	0	-10	0	2	2	10
TOTAL	7	6	13	38	-44	13	10	23	82

2019 CSU BIG PLAYS

Opponent	Rushing				Passing				Special Teams		Defensive Plays	
	15-19	20-29	30-39	40+	20-29	30-39	40-49	50+	Block	Ret. TD	INT	TD
vs. Colorado	1	0	0	1	2	2	0	0	0	0	0	0
Western Illinois	1	1	1	0	1	0	1	2	0	0	0	0
at Arkansas	1	1	1	1	0	0	0	1	0	0	0	0
Toledo	1	2	1	1	5	0	1	0	0	0	0	0
at Utah State	0	1	0	0	1	2	0	1	1	0	2	1
San Diego State	0	0	0	0	2	0	1	1	0	0	0	0
at New Mexico	0	0	0	1	3	1	2	1	0	0	1	0
at Fresno State	1	2	0	0	0	1	2	1	0	0	2	0
UNLV	2	0	1	0	2	0	2	0	0	1	0	0
Air Force	0	0	0	0	2	1	0	1	0	0	1	1
at Wyoming	0	0	0	0	1	0	0	0	0	0	0	0
Boise State	0	1	0	0	2	0	1	0	0	0	0	0
TOTAL	7	8	4	4	21	7	10	8	1	1	6	2

2019 OPPONENT BIG PLAYS

Opponent	Rushing				Passing				Special Teams		Defensive Plays	
	15-19	20-29	30-39	40+	20-29	30-39	40-49	50+	Block	Ret. TD	INT	TD
vs. Colorado	1	2	1	0	4	1	0	0	0	0	2	1
Western Illinois	0	0	0	1	1	1	0	0	0	0	0	0
at Arkansas	1	2	0	1	3	1	0	1	0	0	0	1
Toledo	2	3	2	2	1	0	0	1	0	0	1	0
at Utah State	1	0	0	0	0	2	1	0	0	0	0	1
San Diego State	0	0	0	0	1	0	1	0	0	0	3	0
at New Mexico	2	1	0	1	1	0	0	0	0	0	0	0
at Fresno State	0	1	1	1	2	1	0	0	0	0	1	0
UNLV	2	0	0	0	3	1	0	0	0	0	0	0
Air Force	2	2	0	0	1	1	0	1	0	0	1	1
at Wyoming	2	2	0	0	0	0	0	0	0	0	1	0
Boise State	1	0	0	0	2	1	0	0	0	0	0	0
TOTAL	14	13	4	6	19	9	2	3	0	1	9	4

2019 SCORING DRIVES

Opponent	No.	Plays	Yards	Time	TD Drives	Plays	Yards	Time
vs. Colorado	5	8.2	75.6	4:12	4	7.5	80.5	3:42
Western Illinois	6	5.2	59	2:27	5	4.6	63.6	2:03
at Arkansas	6	6.7	64.3	2:44	4	4.3	65.5	1:37
Toledo	6	7.3	72.5	4:21	4	6.5	73.3	2:14
at Utah State	3	6	33.7	2:06	2	7	49	2:39
San Diego State	2	5.0	63.0	2:16	1	3	74	1:00
at New Mexico	5	5.4	73.6	1:51	5	5.4	73.6	1:51
at Fresno State	7	6.1	54.5	2:17	5	6.0	62.4	2:22
UNLV	6	9.2	51.5	4:13	3	5.7	42	2:50
Air Force	2	8.0	75.0	3:21	2	8.0	75.0	3:21
at Wyoming	1	13.0	75.0	7:00	1	13.0	75.0	7:00
Boise State	4	9.7	70.9	4:10	3	10.0	78.6	4:27
AVERAGE	4.4	7.3	63.4	3:24	3.3	6.5	66.7	2:55



The Last Time A RAM...

PASSING

Pass Yards

Stat	Individual	Total	Opponent	Date
500+	K.J. Carta-Samuels	537	Hawai'i	8/25/18
450+	K.J. Carta-Samuels	537	Hawai'i	8/25/18
400+	Patrick O'Brien	420	at UNM	10/11/19
350+	Patrick O'Brien	405	Toledo	9/21/19
300+	Patrick O'Brien	322	at Fresno	10/26/19

Touchdown Passes

Stat	Individual	Total	Opponent	Date
6	Mark Driscoll	6	Nevada	10/19/74
5	K.J. Carta-Samuels	5	Hawai'i	8/25/18
4	Collin Hill	4	W. Illinois	9/7/19

Pass Attempts

Stat	Individual	Total	Opponent	Date
50+	Patrick O'Brien	52	Toledo	9/21/19
40+	Patrick O'Brien	40	Boise State	11/29/19
30+	Patrick O'Brien	40	Boise State	11/29/19

Pass Completions

Stat	Individual	Total	Opponent	Date
35+	Garrett Grayson	36	Boise St.	9/6/14
30+	Patrick O'Brien	32	Toledo	9/21/19
25+	Patrick O'Brien	26	Boise State	11/29/19

Completion Pct. (Min. 15 Attempts)

Stat	Individual	Total	Opponent	Date
85%+	Garrett Grayson	18-21	Wyoming	10/25/14
80%+	Nick Stevens	26-32	SJSU	11/18/17
75%+	Collin Hill	25-32	W Illinois	9/7/19

RECEIVING

Receiving Yards

Stat	Individual	Total	Opponent	Date
250+	Michael Gallup	263	vs. Nevada	10/14/17
200+	Warren Jackson	213	at UNM	10/11/19
150+	Warren Jackson	178	at Fresno	10/26/19

Touchdown Receptions

Stat	Individual	Total	Opponent	Date
4	Rashard Higgins	4	Tulsa	10/4/14
3	Preston Williams	3	at AFA	11/22/18

Receptions

Stat	Individual	Total	Opponent	Date
14+	Jeff Champine	14	New Mexico	10/29/83
12+	Warren Jackson	12	Toledo	9/21/19
10+	Warren Jackson	12	Toledo	9/21/19

Long Reception

Stat	Individual	Total	Opponent	Date
90+	Ron Harris	94	UNC	9/24/77
80+	Warren Jackson	87	at UNM	10/11/19
70+	Dante Wright	75	Arkansas	9/14/19

Two Players with 100+ Receiving Yards

Warren Jackson (214) and Dante Wright (105) at New Mexico (10/11/19)

RUSHING

Rushing Yards

Stat	Individual	Total	Opponent	Date
300+	Kapri Bibbs	312	Nevada	11/9/13
250+	Kapri Bibbs	312	Nevada	11/9/13
200+	Marvin Kinsey, Jr.	246	Toledo	9/21/19
150+	Marvin Kinsey, Jr.	246	Toledo	9/21/19

Rush Attempts

Stat	Individual	Total	Opponent	Date
40+	Kyle Bell	40	vs. CU	9/1/07
35+	Kapri Bibbs	38	at New Mexico	11/16/13
30+	Dalyn Dawkins	32	Boise St.	11/11/17

Rush Touchdowns

Stat	Individual	Total	Opponent	Date
6	Kapri Bibbs	6	at New Mexico	11/16/13
5	Dee Hart	5	New Mexico	11/22/14
4	Dee Hart	5	New Mexico	11/22/14
3	Dee Hart	5	New Mexico	11/22/14

Long Rush

Stat	Individual	Total	Opponent	Date
80+	Kapri Bibbs	85	Nevada	11/9/13
50+	Marvin Kinsey Jr.	74	Toledo	9/21/19

Two Players Rush for 100+ Yards

Izzy Matthews (104) and Dalyn Dawkins (103) at San Diego State, 11/26/16

Three Players Rush for 100+ Yards

Karvin Kinsey, Jr. (127), Izzy Matthews (107) and Dalyn Dawkins (102), New Mexico, 11/19/16

DEFENSE

Tackles

Stat	Individual	Total	Opponent	Date
25+	Eric Tippeconnic	27	at Arkansas	9/29/90
20+	Adam Lancisero	20	at Utah	11/6/04
15+	Jamal Hicks	15	Boise State	11/29/19

Sacks

Stat	Individual	Total	Opponent	Date
4+	Guy Miller	4.5	UNLV	10/16/10
3+	Jan-Philip Bombek	3.0	SJSU	10/6/18

Five Players Record A Sack

L. Stewart (1.0), J. Bates (1.0), E. Hubbard (1.0), D. Phillips (1.0), D. Dickens (1.0) vs. UNLV, 11/2/19

Interception Returned for TD...

Andre Neal, 44 yards, at Utah State, 9/28/19

Fumble Returned for TD...

Mohamed Kamara, 63 yards, vs. Air Force, 11/16/19

Forced Safety...

[Team], UTSA, 9/26/15

TEAM

Total Offense

Stat	Total	Opponent	Date
650+	694	Toledo	9/21/19
600+	694	Toledo	9/21/19
550+	551	at UNM	10/11/19
500+	551	at UNM	10/11/19

Points Scored

Stat	Total	Opponent	Date
70+	76	at UTEP	10/27/73
60+	63	at SDSU	11/26/16
50+	52	Boise State	11/11/17
40+	41	at Fresno	10/26/19

Offensive Plays

Stat	Total	Yards	Opponent	Date
100+	109	626	Boise State	11/2/13
90+	90	694	Toledo	9/21/19
80+	81	500	at Fresno	10/26/19

Yards Per Play

Stat	Total	Opponent	Date
10.0+	10.3	at Hawai'i	9/30/17
9.0+	10.3	at Hawai'i	9/30/17
8.0+	8.5	W. Illinois	9/7/19

Passes Intercepted

Stat	Total	Opponent	Date
6	6	West Virginia	11/18/78
5	5	at New Mexico	11/17/01
4	5	at New Mexico	11/17/01
3	3	Oregon State	8/26/17

Sacks

Stat	Total	Opponent	Date
7	7	W. Illinois	9/7/19

Forced Fumbles

Stat	Total	Opponent	Date
7	7	Wyoming	11/16/00

SPECIAL TEAMS

Kickoff Returned for TD...

Anthony Hawkins (99 yds) vs. UNLV, 11/2/19

Punt Returned for TD...

Robert Ruiz (91) at San Diego State, 11/26/16

Blocked A Punt...

Troy Golden, at Utah State, 9/28/19

Blocked A Field Goal...

DeAndre Elliott, at New Mexico, 11/21/15



The Last Time AN OPPONENT...

INDIVIDUAL

30 Rushing Attempts	36	Gerold Bright, Utah State, Sept. 28, 2019
200 Yards Rushing	228	Bryant Koback, Toledo, Sept. 21, 2019
150 Yards Rushing	154	Xavier Valladay, Wyoming, Nov. 22, 2019
4 Touchdowns Rushing	4	Tim McVey, Air Force; Nov. 12, 2016
3 Touchdowns Rushing	3	Bryant Koback, Toledo, Sept. 21, 2019
400 Yards Passing	404	Ty Gangi, Nevada; Nov. 10, 2018
350 Yards Passing	404	Ty Gangi, Nevada; Nov. 10, 2018
50 Pass Attempts	51	Joe Gray, San Jose State; Nov. 1, 2014
40 Pass Attempts	40	Josh Live, San Jose State; Oct. 6, 2018
35 Pass Attempts	36	Jaylon Henderson, Boise State; Nov. 29, 2019
30 Pass Completions	31	Dru Brown, Hawai'i; Sept. 30, 2017
25 Pass Completions	26	Jaylon Henderson, Boise State; Nov. 29, 2019
20 Pass Completions	26	Jaylon Henderson, Boise State; Nov. 29, 2019
4 Touchdown Passes	4	Ty Gangi, Nevada; Nov. 10, 2018
400 Yards Total Offense	411	Ty Gangi, Nevada; Nov. 10, 2018
300 Yards Total Offense	305	Nick Starkel, Arkansas; Sept. 14, 2019
10 Receptions	11	Laviska Shenault, Colorado; Aug. 31, 2018
200 Receiving Yards	208	Laviska Shenault, Colorado; Aug. 31, 2018
3 Touchdown Receptions	3	Kendal Keys, UNLV; Nov. 14, 2015
3 Field Goals Made	3	Ryan Meskell, Hawai'i; Aug. 25, 2018
2 Pass Interceptions	3	Luq Barcoo, SDSU; Oct. 5, 2019
50-Yard Field Goal	54	Connor Limpert, Arkansas; Sept. 14, 2019
60-Yard Punt	72	Bailey Flint, Toledo, Sept. 21, 2019
Kickoff Return For Touchdown	100	Savon Scarver, Utah State, Sept. 28, 2019
Punt Return For Touchdown	74	Kekaula Kaniho, Boise State; Oct. 19, 2018
Fumble Return For Touchdown	8	David Woodward, Utah State, Sept. 28, 2019
Interception Return For Touchdown	99	Zane Lewis, Air Force; Nov. 16, 2019
Punt Block For Touchdown	0	Tyrie Cleveland, Florida; Sept. 15, 2018

OPPONENT

TEAM

30 First Downs	30	Air Force; Nov. 22, 2018
400 Yards Rushing	436	Toledo; Sept. 21, 2019
300 Yards Rushing	436	Toledo; Sept. 21, 2019
60 Rushing Attempts	67	Air Force; Nov. 22, 2018
50 Rushing Attempts	50	Wyoming, Nov. 2, 2019
4 Rushing Touchdowns	4	Fresno State; Oct. 26, 2019
400 Yards Passing	404	Nevada, Nov. 10, 2018
50 Pass Attempts	51	San Jose State; Nov. 1, 2014
40 Pass Attempts	45	Boise State; Nov. 11, 2017
30 Pass Completions	31	Hawai'i; Sept. 30, 2017
4 Touchdown Passes	4	Nevada, Nov. 10, 2018
600 Yards Total Offense	636	Nevada, Nov. 10, 2018
80 Total Plays	89	Utah State, Sept. 28, 2019
4 Turnovers Forced	4	Colorado; Aug. 30, 2019
0 Turnovers Given Up	0	Boise State; Nov. 29, 2019
2 Players In Game/100 Yards Rushing	2	Toledo; Sept. 21, 2019
3 Players In Game/100 Yards Rushing	3	Air Force; Sept. 30, 1989
2 Players In Game/100 Yards Receiving	2	Colorado; Aug. 31, 2018
100-yd. Rusher and 100-yd. Receiver		Illinois State; Sept. 22, 2018
100-yd. Rusher and 200-yd. Receiver		Colorado; Aug. 31, 2018
10 or Fewer First Downs	9	Northern Colorado; Sept. 10, 2011
4 Passes Had Intercepted	5	New Mexico; Nov. 17, 2001
100 Yards Or Fewer Rushing	91	Boise State; Nov. 29, 2019
50 Yards Or Fewer Rushing	48	San Jose State; Oct. 6, 2018
300 Yards Or Fewer Total Offense	238	San Diego State; Oct. 5, 2019
Scored a Safety	1	San Jose State; Oct. 6, 2018
Blocked Punt	1	Florida; Sept. 15, 2018
Blocked Field Goal	1	North Dakota State, Sept. 8, 2012
2-Point Conversion	1	Hawai'i; Oct. 26, 2013
35:00 Time Of Possession	36:24	Boise State; Nov. 29, 2018
50 Points Scored	55	Arkansas, Sept. 14., 2019
Shutout	13-0	Utah State; Nov. 23, 2013
0 Points Scored 1st Quarter	0	Wyoming, Nov. 22, 2019
0 Points Scored, 1st Half	0	UNLV, Nov. 2, 2019
0 Points Scored Through 3 Quarters	0	Fresno State; Nov. 5, 2016
0 Points Scored, 4th Quarter	0	Nevada, Nov. 10, 2018
0 Points Scored, 2nd Half	0	Colorado; Sept. 1, 2017



2019 Drive SUMMARIES

August 30 vs. Colorado

	Qtr.	Time	Plays	Yds.	Elapsed
Hill to Wright, 39 pass (Poduska kick)	1	6:42	6	80	2:41
Hill to Jackson, 8 pass (Poduska kick)	2	14:13	11	92	5:27
Wright, 41 rush (Poduska kick)	2	1:35	7	75	4:02
Poduska, 42 field goal	3	4:30	11	56	6:16
Hill to Butler, 13 pass (Poduska kick)	4	12:13	6	75	2:37

September 7 vs. Western Illinois

	Qtr.	Time	Plays	Yds.	Elapsed
Hill to Wright, 75 pass (Poduska kick)	1	14:50	1	75	0:10
Hill to Kinsey, 77 pass (Poduska kick)	1	7:53	3	75	0:54
Hill to Scott, 10 pass (Poduska kick)	2	8:43	11	65	6:10
Hill to Kinsey, 14 pass (Poduska kick)	2	5:27	4	52	1:31
Wright, 33 rush (Davis kick)	3	8:45	4	49	1:30
Davis, 41 field goal	4	8:12	8	38	4:32

September 14 at Arkansas

	Qtr.	Time	Plays	Yds.	Elapsed
Kinsey 75 run (Camper kick)	1	14:42	2	75	0:18
Hill to Jackson, 14 pass (Camper kick)	1	3:27	5	75	2:32
Hill 1 run (Camper kick)	2	7:31	5	40	1:55
Camper, 46 field goal	2	0:04	10	52	2:37
Camper, 21 field goal	3	5:45	15	72	7:22
O'Brien to Wright, 75 pass (Camper kick)	3	2:26	3	72	1:44

September 21 vs. Toledo

	Qtr.	Time	Plays	Yds.	Elapsed
O'Brien to Jackson, 6 pass (Camper kick)	1	11:35	9	75	3:25
Camper, 40 field goal	2	12:48	8	55	2:19
Camper, 22 field goal	2	6:54	10	87	4:21
Kinsey 74 run (Camper kick)	3	13:21	2	72	0:53
Kinsey 14 run (Camper kick)	3	10:10	6	75	2:58
O'Brien 1 run (O'Brien to Wright)	4	4:33	9	71	1:42

September 28 at Utah State

	Qtr.	Time	Plays	Yds.	Elapsed
Thomas 2 run (Camper kick)	1	7:14	6	18	2:03
Kinsey 1 run (Camper kick)	2	14:24	8	80	3:16
Camper, 45 field goal	3	13:43	4	3	1:01

October 5 vs. San Diego State

	Qtr.	Time	Plays	Yds.	Elapsed
Camper, 36 field goal	1	4:21	7	52	3:32
O'Brien to Craig-Myers, 13 pass (Camper kick)	4	5:55	3	74	1:00

October 11 at New Mexico

	Qtr.	Time	Plays	Yds.	Elapsed
O'Brien to McBride, 42 pass (Camper kick)	1	12:24	7	84	2:36
O'Brien to Jackson, 87 pass (Camper kick)	2	4:13	1	87	0:13
Kinsey 1 run (Camper kick)	2	0:05	11	85	1:56
Kinsey 3 run (Camper kick)	3	10:14	5	85	2:33
O'Brien to Jackson, 26 pass (Camper kick)	4	5:58	3	27	1:57

October 26 at Fresno State

	Qtr.	Time	Plays	Yds.	Elapsed
O'Brien to McBride, 69 pass (Camper kick)	1	14:16	2	75	0:44
O'Brien 1 run (Camper kick)	1	8:21	7	73	2:22
McElroy 9 run (Poduska kick)	2	11:59	12	71	5:09
Poduska, 39 field goal	3	8:35	8	53	2:56
McElroy 4 run (Poduska kick)	4	14:21	7	80	2:57
O'Brien to Jackson, 11 pass (Poduska kick)	4	3:29	2	13	0:39
Poduska, 25 field goal	4	0:48	5	17	1:17

November 2 vs. UNLV

	Qtr.	Time	Plays	Yds.	Elapsed
Hawkins, 99 kick return	1	14:46	-	-	-
McElroy 18 run (Poduska kick)	1	10:48	5	54	1:43
Thomas 11 run (Poduska kick)	1	0:11	5	36	3:06
Camper 50 field goal	2	7:58	11	43	5:09
Poduska 23 field goal	3	3:13	15	70	6:26
Poduska 24 field goal	4	10:08	12	60	5:16
Hunter 5 rush (Poduska kick)	4	3:24	7	46	3:42

November 16 vs. Air Force

	Qtr.	Time	Plays	Yds.	Elapsed
O'Brien to McBride, 4 pass (Poduska kick)	1	9:03	14	75	5:57
O'Brien to Wright, 17 pass (Poduska kick)	4	6:36	2	75	0:45

November 22 at Wyoming

	Qtr.	Time	Plays	Yds.	Elapsed
O'Brien to Jackson, 4 pass (Davis kick)	2	4:52	13	75	7:00

November 29 vs. Boise State

	Qtr.	Time	Plays	Yds.	Elapsed
Thomas 3 run (Davis kick)	1	11:12	9	75	3:48
O'Brien to Jackson, 16 pass (Davis kick)	2	8:47	12	81	6:04
O'Brien to McBride, 28 pass (Davis kick)	3	3:49	9	80	3:30
Davis 34 field goal	4	8:02	9	56	3:18

DRIVE SUPERLATIVES**Longest TD Drive (Yards)** - 92 yards vs. Colorado (Hill to Jackson, 8 pass)**Shortest TD Drive (Yards)** - 13 yards vs. Fresno St. (O'Brien to Jackson, 11 pass)**Longest TD Drive (Time)** - 7:00 at Wyoming (O'Brien to Jackson, 4 pass)**Shortest TD Drive (Time)** - 0:10 vs. Western Illinois (Hill to Wright, 75 pass)**Most Plays on TD Drive** - 14 plays vs. Air Force (O'Brien to McBride, 4 pass)**Fewest Plays on TD Drive** - 1 play, twice (Hill to Wright, 75 pass;
O'Brien to Jackson, 87 pass)

The Automated ScoreBook
Colorado State Game Results (as of Nov 29, 2019)
All games

Date	Opponent	Score	Overall	Conference	Time	Attend
Aug 30, 2019	vs Colorado	L 31-52	0-1	0-0	3:19	66997
Sep 07, 2019	WESTERN ILLINOIS	W 38-13	1-1	0-0	3:20	24453
Sep 14, 2019	at Arkansas	L 34-55	1-2	0-0	3:29	55583
Sep 21, 2019	TOLEDO	L 35-41	1-3	0-0	4:14	24464
* Sep 28, 2019	at Utah State	L 24-34	1-4	0-1	3:37	20017
* Oct 05, 2019	SAN DIEGO STATE	L 10-24	1-5	0-2	3:26	29767
* Oct 11, 2019	at New Mexico	W 35-21	2-5	1-2	3:51	15393
* Oct 26, 2019	at Fresno State	W 41-31	3-5	2-2	3:40	32890
* Nov 02, 2019	UNLV	W 37-17	4-5	3-2	3:12	24103
* Nov 16, 2019	AIR FORCE	L 21-38	4-6	3-3	3:31	24914
* Nov 22, 2019	at Wyoming	L 7-17	4-7	3-4	3:23	21152
* Nov 29, 2019	#20 BOISE STATE	L 24-31	4-8	3-5	3:19	12324

The Automated ScoreBook
 Colorado State Overall Team Statistics (as of Nov 29, 2019)
 All games

Team Statistics	CSU	OPP
SCORING	337	374
Points Per Game	28.1	31.2
Points Off Turnovers	38	82
FIRST DOWNS	258	238
Rushing	79	119
Passing	157	91
Penalty	22	28
RUSHING YARDAGE	1586	2350
Yards gained rushing	1891	2613
Yards lost rushing	305	263
Rushing Attempts	395	495
Average Per Rush	4.0	4.7
Average Per Game	132.2	195.8
TDs Rushing	18	23
PASSING YARDAGE	3663	2179
Comp-Att-Int	280-446-11	183-316-6
Average Per Pass	8.2	6.9
Average Per Catch	13.1	11.9
Average Per Game	305.2	181.6
TDs Passing	21	19
TOTAL OFFENSE	5249	4529
Total Plays	841	811
Average Per Play	6.2	5.6
Average Per Game	437.4	377.4
KICK RETURNS: #-Yards	24-591	18-498
PUNT RETURNS: #-Yards	21-142	17-94
INT RETURNS: #-Yards	6-105	11-119
KICK RETURN AVERAGE	24.6	27.7
PUNT RETURN AVERAGE	6.8	5.5
INT RETURN AVERAGE	17.5	10.8
FUMBLES-LOST	21-13	11-7
PENALTIES-Yards	80-785	76-650
Average Per Game	65.4	54.2
PUNTS-Yards	49-2274	66-2882
Average Per Punt	46.4	43.7
Net punt average	42.4	39.7
KICKOFFS-Yards	66-3942	72-4132
Average Per Kick	59.7	57.4
Net kick average	38.5	38.4
TIME OF POSSESSION/Game	30:14	29:46
3RD-DOWN Conversions	67/169	60/168
3rd-Down Pct	40%	36%
4TH-DOWN Conversions	11/21	15/22
4th-Down Pct	52%	68%
SACKS BY-Yards	29-179	26-178
MISC YARDS	0	0
TOUCHDOWNS SCORED	42	47
FIELD GOALS-ATTEMPTS	14-24	15-15
ON-SIDE KICKS	1-2	0-2
RED-ZONE SCORES	(35-46) 76%	(38-43) 88%
RED-ZONE TOUCHDOWNS	(26-46) 57%	(28-43) 65%
PAT-ATTEMPTS	(41-41) 100%	(45-46) 98%
ATTENDANCE	140025	145035
Games/Avg Per Game	6/23338	5/29007
Neutral Site Games		1/66997

Score by Quarters	1st	2nd	3rd	4th	OT	Total
Colorado State	115	96	57	69	0	337
Opponents	71	103	76	124	0	374

The Automated ScoreBook
Colorado State Overall Individual Statistics (as of Nov 29, 2019)
All games

Rushing	g	att	gain	loss	net	avg	td	lg	avg/g
KINSEY JR., M.	7	121	737	34	703	5.8	6	75	100.4
McELROY, M.	1	80	406	36	370	4.6	3	34	33.6
THOMAS, J.	1	68	231	9	222	3.3	3	14	22.2
WRIGHT, D.	1	17	219	5	214	12.6	2	64	17.8
HUNTER, C.	1	24	104	5	99	4.1	1	34	9.9
SCOTT, E.J.	1	2	13	0	13	6.5	0	11	1.3
FULTON, B.	1	1	3	0	3	3.0	0	3	0.3
McCOY, J.	3	2	11	8	3	1.5	0	11	1.0
HAWKINS, A.	1	1	1	0	1	1.0	0	1	0.1
PRENTICE, A.	1	1	1	0	1	1.0	0	1	0.1
HILL, C.	3	10	31	31	0	0.0	1	15	0.0
O'BRIEN, P.	1	63	134	155	-21	-0.3	2	15	-1.9
TEAM	5	5	0	22	-22	-4.4	0	0	-4.4
Total	1	395	1891	305	1586	4.0	18	75	132.2
Opponents	1	495	2613	263	2350	4.7	23	75	195.8

Passing	g	effic	comp	att	in	pct	yds	td	lg	avg/g
O'BRIEN, P.	1	140.04	209	338	7	61.8	2803	13	87	254.8
HILL, C.	3	158.78	69	102	2	67.6	840	8	77	280.0
McCOY, J.	3	-8.00	2	4	2	50.0	20	0	18	6.7
TEAM	5	0.00	0	2	0	0.0	0	0	0	0.0
Total	1	142.37	280	446	11	62.8	3663	21	87	305.2
Opponents	1	131.88	183	316	6	57.9	2179	19	62	181.6

Receiving	g	no.	yds	avg	td	lg	avg/g
JACKSON, W.	1	77	1119	14.5	8	87	111.9
WRIGHT, D.	1	57	805	14.1	4	75	67.1
McBRIDE, Tr.	1	45	560	12.4	4	69	46.7
CRAIG-MYERS, N.	9	23	329	14.3	1	65	36.6
KINSEY JR., M.	7	16	209	13.1	2	77	29.9
SCOTT, E.J.	1	15	255	17.0	1	40	25.5
THOMAS, J.	1	14	113	8.1	0	25	11.3
BUTLER, C.	7	8	72	9.0	1	20	10.3
PRENTICE, A.	1	7	44	6.3	0	14	3.7
McELROY, M.	1	5	21	4.2	0	7	1.9
HALL, N.	3	4	42	10.5	0	19	14.0
McCULLOUGH, T.	7	3	54	18.0	0	29	7.7
HUNTER, C.	1	3	8	2.7	0	8	0.8
FULTON, B.	1	2	16	8.0	0	10	1.5
WALKER, J.	3	1	16	16.0	0	16	5.3
Total	1	280	3663	13.1	21	87	305.2
Opponents	1	183	2179	11.9	19	62	181.6

Punt Returns	no.	yds	avg	td	lg
WRIGHT, D.	19	135	7.1	0	27
CAMERON, M.	1	-3	-3.0	0	0
GOLDEN, T.	1	10	10.0	0	0
Total	21	142	6.8	0	27
Opponents	17	94	5.5	0	18

Interceptions	no.	yds	avg	td	lg
STEWART, L.	2	25	12.5	0	25
NEAL, A.	2	61	30.5	1	44
BAILEY, K.	1	0	0.0	0	0
CARTER, C.	1	19	19.0	0	19
Total	6	105	17.5	1	44
Opponents	11	119	10.8	1	99

Kick Returns	no.	yds	avg	td	lg
HAWKINS, A.	21	545	26.0	1	99
BAILEY, K.	1	19	19.0	0	19
PRENTICE, A.	1	11	11.0	0	11
HUNTER, C.	1	16	16.0	0	16
Total	24	591	24.6	1	99
Opponents	18	498	27.7	1	100

Fumble Returns	no.	yds	avg	td	lg
KAMARA, M.	1	63	63.0	1	63
Total	1	63	63.0	1	63
Opponents	3	42	14.0	3	25

The Automated ScoreBook
 Colorado State Overall Individual Statistics (as of Nov 29, 2019)
 All games

Scoring	td	fg	PAT			dx	saf	pts
			kick	rush	rcv pass			
JACKSON, W.	8	-	-	-	-	-	-	48
KINSEY JR., M.	8	-	-	-	-	-	-	48
CAMPER, C.	-	7-13	18-18	-	-	-	-	39
WRIGHT, D.	6	-	-	-	1	-	-	38
PODUSKA, M.	-	5-7	18-18	-	-	-	-	33
McBRIDE, Tr.	4	-	-	-	-	-	-	24
THOMAS, J.	3	-	-	-	-	-	-	18
McELROY, M.	3	-	-	-	-	-	-	18
O'BRIEN, P.	2	-	-	-	-	1-1	-	12
DAVIS, B.	-	2-4	5-5	-	-	-	-	11
HAWKINS, A.	1	-	-	-	-	-	-	6
HILL, C.	1	-	-	-	-	-	-	6
CRAIG-MYERS, N.	1	-	-	-	-	-	-	6
BUTLER, C.	1	-	-	-	-	-	-	6
HUNTER, C.	1	-	-	-	-	-	-	6
SCOTT, E.J.	1	-	-	-	-	-	-	6
NEAL, A.	1	-	-	-	-	-	-	6
KAMARA, M.	1	-	-	-	-	-	-	6
Total	42	14-24	41-41	-	1 1-1	-	-	337
Opponents	47	15-15	45-46	-	1 1-1	-	-	374

Total Offense	g	plays	rush	pass	total	avg/g
O'BRIEN, P.	11	401	-21	2803	2782	252.9
HILL, C.	3	112	0	840	840	280.0
KINSEY JR., M.	7	121	703	0	703	100.4
McELROY, M.	11	80	370	0	370	33.6
THOMAS, J.	10	68	222	0	222	22.2
WRIGHT, D.	12	17	214	0	214	17.8
HUNTER, C.	10	24	99	0	99	9.9
McCOY, J.	3	6	3	20	23	7.7
SCOTT, E.J.	10	2	13	0	13	1.3
FULTON, B.	11	1	3	0	3	0.3
PRENTICE, A.	12	1	1	0	1	0.1
HAWKINS, A.	12	1	1	0	1	0.1
TEAM	5	7	-22	0	-22	-4.4
Total	12	841	1586	3663	5249	437.4
Opponents	12	811	2350	2179	4529	377.4

Field Goals	fg	pct.	01-19	20-29	30-39	40-49	50-99	lg	blk
PODUSKA, M.	5-7	71.4	0-0	3-3	1-1	1-3	0-0	42	0
DAVIS, B.	2-4	50.0	0-0	0-0	1-1	1-1	0-2	41	0
CAMPER, C.	7-13	53.8	0-0	2-2	1-3	3-4	1-4	50	0

Punting	no.	yds	avg	lg	tb	fc	i2050+	blk	
STONEHOUSE, R.	49	227	46.4	64	5	9	13	16	0
Total	49	227	46.4	64	5	9	13	16	0
Opponents	66	288	43.7	72	6	24	27	13	1

FG Sequence	Colorado State	Opponents
Colorado	(42)	(41)
Western Illinois	49,61,43,(41)	(32),(44)
Arkansas	(46),(21),50	(54),(22)
Toledo	(40),(22),35	(34),(23)
Utah State	51,(45)	(42),(48)
San Diego State	(36)	(22)
New Mexico	46	-
Fresno State	34,(39),(25)	(35)
UNLV	(50),(23),(24)	(37)
Air Force	53	(31)
Wyoming	50	(48)
Boise State	(34)	(39)

Kickoffs	no.	yds	avg	tb	ob	retn	net ydIn	
DAVIS, B.	58	346	59.8	36	1			
CAMPER, C.	8	473	59.1	0	0			
Total	66	394	59.7	36	1	27.7	38.5	26
Opponents	72	413	57.4	31	1	24.6	38.4	26

Numbers in (parentheses) indicate field goal was made.

The Automated ScoreBook
 Colorado State Overall Individual Statistics (as of Nov 29, 2019)
 All games

All Purpose	g	rush	rcv	pr	kr	ir	total	avg/g
WRIGHT, D.	12	214	805	135	0	0	1154	96.2
JACKSON,	10	0	1119	0	0	0	1119	111.9
KINSEY JR.,	7	703	209	0	0	0	912	130.3
McBRIDE, Tr.	12	0	560	0	0	0	560	46.7
HAWKINS, A.	12	1	0	0	545	0	546	45.5
McELROY, M	11	370	21	0	0	0	391	35.5
THOMAS, J.	10	222	113	0	0	0	335	33.5
CRAIG-MYE	9	0	329	0	0	0	329	36.6
SCOTT, E.J.	10	13	255	0	0	0	268	26.8
HUNTER, C.	10	99	8	0	16	0	123	12.3
BUTLER, C.	7	0	72	0	0	0	72	10.3
NEAL, A.	11	0	0	0	0	61	61	5.5
PRENTICE,	12	1	44	0	11	0	56	4.7
McCULLOUC	7	0	54	0	0	0	54	7.7
HALL, N.	3	0	42	0	0	0	42	14.0
STEWART, L	12	0	0	0	0	25	25	2.1
FULTON, B.	11	3	16	0	0	0	19	1.7
CARTER, C.	12	0	0	0	0	19	19	1.6
BAILEY, K.	8	0	0	0	19	0	19	2.4
WALKER, J.	3	0	16	0	0	0	16	5.3
GOLDEN, T.	12	0	0	10	0	0	10	0.8
McCOY, J.	3	3	0	0	0	0	3	1.0
CAMERON,	12	0	0	-3	0	0	-3	-0.2
O'BRIEN, P.	11	-21	0	0	0	0	-21	-1.9
TEAM	5	-22	0	0	0	0	-22	-4.4
Total	12	1586	3663	142	591	105	6087	507.2
Opponents	12	2350	2179	94	498	119	5240	436.7

The Automated ScoreBook
 Colorado State Overall Defensive Statistics (as of Nov 29, 2019)
 All games

#	Defensive Leaders	gp	Tackles				tfl/yds	Sacks	Pass defense			Fumbles	blkd	
			ua	a	tot	no-yds		int-yds	brup	qbh	rcv-yds	ff	kick	saf
7	HICKS, J.	12	59	58	117	5.5-22	1.5-14	.	4	1
5L	JACKSON, D.	12	39	48	87	6.5-20	1.5-8	.	.	2	2-0	.	.	.
37	STEWART, L.	12	46	30	76	2.5-12	1.0-9	2-25	3
12	CARTER, C.	12	24	41	65	7.0-22	1.5-12	1-19	.	2	1-0	1	.	.
24	FOLSOM, T.	12	32	29	61	3.5-5	.	.	3	4
33	JONES, E.	11	32	22	54	8.0-23	5.0-14	.	.	5	.	2	.	.
1	BATES, J.	12	19	27	46	2.5-10	1.0-4	.	2	5
26	CAMERON, M.	12	20	17	37	1.0-1	.	.	5
94	PHILLIPS, D.	12	9	20	29	3.5-5	2.0-4	.	1	3
98	HUBBARD, E.	12	16	13	29	7.5-55	5.5-51	.	1	2	.	1	.	.
91	BOMBEEK, J.	11	11	14	25	6.0-34	5.0-31	.	1	3	1-0	1	.	.
99	DICKENS, D.	12	11	14	25	3.5-16	2.0-15	.	1
11	NEAL, A.	11	12	12	24	1.0-2	.	2-61	2	.	1-0	.	.	.
97	McBRIDE, To.	6	11	11	22	5.0-18	2.0-12	.	.	2
42	KAMARA, M.	9	11	11	22	1.5-4	.	.	.	1	1-63	.	.	.
10	FRANCIS, T.	11	12	8	20	.	.	.	1
25	BAILEY, K.	8	12	7	19	.	.	1-0	4
44	McDONALD, M.	12	7	9	16	1.0-0
8	BRINNON, Q.	11	6	7	13
92	PAOGOFIE, L.	12	3	7	10	1.5-6	1.0-5	.	1	2	.	1	.	.
18	CROSSLEY, B.	12	8	1	9	.	.	.	4
14	HAWKINS, A.	12	6	3	9	.	.	.	3
43	GOLDEN, T.	12	5	4	9	1	.
4	AJAYI, R.	9	7	1	8	.	.	.	3	.	1-0	.	.	.
2	OWENS, D.	12	3	1	4	.	.	.	2
38	RUFAN, A.	11	3	1	4
39	PANNUNZIO, T.	10	3	.	3
56	ROBERTS, R.	7	.	3	3
27	THOMAS, J.	10	1	1	2
55	BROWN, T.	3	.	2	2
5	KINSEY JR., M.	7	.	2	2
17	CUMBER, C.	6	.	1	1
96	QUIROGA, C.	3	1	.	1
29	JACKSON, T.	1	1	.	1
80	HALL, N.	3	1	.	1
81	McCULLOUGH, T.	7	1	.	1
46	PRENTICE, A.	12	.	1	1
83	DAVIS, B.	11	1	.	1
TM	TEAM	5	1	.	1	1.0-2	1	.	.
9	JACKSON, W.	10	1	.	1
22	WRIGHT, D.	12	1	.	1
Total		12	436	426	862	68-257	29-179	6-105	41	32	7-63	7	1	.
Opponents		12	432	438	870	75-308	26-178	11-119	43	35	13-42	17	.	.

The Automated ScoreBook
 Colorado State Team Game-by-Game (as of Nov 29, 2019)
 All games

TEAM STATISTICS

Date	Opponent	Rushing				Receiving				Passing				Kick Returns				Punt Returns				tot off
		no.	yds	td	lg	no.	yds	td	lg	cmp	att	int	yds	td	lg	no.	yds	td	lg	no.	yds	
Aug 30	vs Colorado	31	131	1	41	31	374	3	39	31-47-2	374	3	39	3	61	0	25	2	19	0	13	505
Sep 07	WESTERN ILLINOIS	36	189	1	33	26	396	4	77	26-33-0	396	4	77	1	19	0	19	5	32	0	20	585
Sep 14	at Arkansas	38	220	2	75	20	205	2	75	20-33-0	205	2	75	2	48	0	32	0	0	0	0	425
Sep 21	TOLEDO	36	289	3	74	32	405	1	45	32-54-1	405	1	45	2	55	0	29	1	-8	0	0	694
Sep 28	at Utah State	35	79	2	20	14	217	0	65	14-30-0	217	0	65	1	23	0	23	2	15	0	5	296
Oct 05	SAN DIEGO STATE	25	18	0	11	19	217	1	57	19-32-3	217	1	57	0	0	0	0	3	5	0	15	235
Oct 11	at New Mexico	38	131	2	64	25	420	3	87	25-34-0	420	3	87	3	62	0	31	1	0	0	0	551
Oct 26	at Fresno State	39	178	3	29	23	322	2	69	23-42-1	322	2	69	3	72	0	28	1	2	0	2	500
Nov 02	UNLV	36	174	3	34	19	254	0	41	19-29-0	254	0	41	1	99	1	99	4	61	0	27	428
Nov 16	AIR FORCE	31	39	0	14	28	347	2	58	28-43-1	347	2	58	2	54	0	31	1	2	0	2	386
Nov 22	at Wyoming	30	48	0	9	17	217	1	21	17-29-1	217	1	21	2	33	0	23	0	0	0	0	265
Nov 29	BOISE STATE	20	90	1	23	26	289	2	41	26-40-2	289	2	41	4	65	0	26	1	14	0	14	379
Colorado State		395	1586	18	75	280	3663	21	87	280-446-1	3663	21	87	24	591	1	99	21	142	0	27	5249
		495	2350	23	75	183	2179	19	62	183-316-6	2179	19	62	18	498	1	10	17	94	0	18	4529

Games: 12 • Avg/rush: 4.0 • Avg/catch: 13.1 • Pass effic: 142.37 • KR avg: 24.6 • PR avg: 6.8 • All purpose avg/game: 507.2 • Total offense

Date	Opponent	Tackles				Sacks no-yds	Fumble		Pass Defense			blkd kick	PAT Attempts			off					
		ua	a	total	tfl-yds		ff	fr-yds	int-yds	qbh	brup		kick	rush	rcv	saf	t/o	pts			
Aug 3	vs Colorado	41	12	53	2.0-4	0.0-0	0	0-0	0-0	2	1	0	4-4	0	0	0	0	0	0	0	31
Sep 0	WESTERN ILLINOIS	30	40	70	10.0-58	7.0-53	1	1-0	0-0	9	3	0	5-5	0	0	0	0	0	0	0	38
Sep 1	at Arkansas	38	20	58	3.0-9	1.0-4	1	1-0	0-0	2	8	0	4-4	0	0	0	0	7	34		
Sep 2	TOLEDO	23	54	77	1.0-2	0.0-0	0	0-0	0-0	1	4	0	3-3	0	1	0	0	0	35		
Sep 2	at Utah State	43	52	95	2.0-6	1.0-4	1	2-0	2-44	5	4	1	3-3	0	0	0	0	10	24		
Oct 05	SAN DIEGO STATE	42	38	80	12.0-44	4.0-24	0	0-0	0-0	1	3	0	1-1	0	0	0	0	0	10		
Oct 11	at New Mexico	39	24	63	4.0-20	2.0-18	1	2-0	1-17	1	1	0	5-5	0	0	0	0	7	35		
Oct 26	at Fresno State	39	26	65	7.0-24	2.0-14	1	0-0	2-25	1	5	0	5-5	0	0	0	0	7	41		
Nov 0	UNLV	30	48	78	6.0-26	5.0-25	1	0-0	0-0	5	5	0	4-4	0	0	0	0	0	37		
Nov 1	AIR FORCE	24	54	78	7.0-15	0.0-0	1	1-63	1-19	2	1	0	3-3	0	0	0	0	7	21		
Nov 2	at Wyoming	41	30	71	8.0-32	5.0-25	0	0-0	0-0	0	2	0	1-1	0	0	0	0	0	7		
Nov 2	BOISE STATE	46	28	74	6.0-17	2.0-12	0	0-0	0-0	3	4	0	3-3	0	0	0	0	0	24		
Colorado State		436	426	862	68.0-257	29.0-179	7	7-63	6-105	32	41	1	41-41	0	1	0	38	337			
		432	438	870	75.0-308	26.0-178	17	13-42	11-119	35	43	0	45-46	0	1	0	82	374			

Date	Opponent	Punting										Field Goals			Kickoffs				
		no.	yds	avg	long	blkd	tb	fc	50+	i20	md-att	long	blkd	no.	yds	avg	tb	ob	
Aug 3	vs Colorado	1	59	59.0	59	0	0	0	1	0	1-1	42	0	6	405	67.5	5	0	
Sep 0	WESTERN ILLINOIS	3	139	46.3	55	0	0	1	1	0	1-4	41	0	6	387	64.5	4	0	
Sep 1	at Arkansas	6	285	47.5	56	0	0	2	2	1	2-3	46	0	7	325	46.4	1	0	
Sep 2	TOLEDO	4	193	48.2	54	0	1	0	2	1	2-3	40	0	7	455	65.0	7	0	
Sep 2	at Utah State	8	351	43.9	57	0	0	0	2	2	1-2	45	0	5	216	43.2	0	0	
Oct 05	SAN DIEGO STATE	5	258	51.6	64	0	1	2	3	1	1-1	36	0	2	126	63.0	1	0	
Oct 11	at New Mexico	5	228	45.6	56	0	0	0	1	1	0-1	0	0	6	390	65.0	6	0	
Oct 26	at Fresno State	5	211	42.2	49	0	0	1	0	2	2-3	39	0	8	473	59.1	0	0	
Nov 0	UNLV	2	93	46.5	53	0	0	0	1	2	3-3	50	0	8	525	65.6	7	0	
Nov 1	AIR FORCE	4	184	46.0	62	0	1	2	1	1	0-1	0	0	4	205	51.2	2	1	
Nov 2	at Wyoming	4	192	48.0	52	0	1	0	2	2	0-1	0	0	2	130	65.0	2	0	
Nov 2	BOISE STATE	2	81	40.5	45	0	1	1	0	0	1-1	34	0	5	305	61.0	1	0	
Colorado State		49	2274	46.4	64	0	5	9	16	13	14-24	50	0	66	3942	59.7	36	1	
		66	2882	43.7	72	1	6	24	13	27	15-15	54	0	72	4132	57.4	31	1	

The Automated ScoreBook
 Colorado State Opponent Game-by-Game (as of Nov 29, 2019)
 All games

OPPONENT STATISTICS

Date	Opponent	Rushing				Receiving				Passing				Kick Returns				Punt Returns				tot off		
		no.	yds	td	lg	no.	yds	td	lg	cmp	att	int	yds	td	lg	no.	yds	td	lg	no.	yds		td	lg
Aug 30	vs Colorado	40	243	4	32	13	232	2	38	13	20	0	232	2	38	1	32	0	32	1	6	0	6	475
Sep 07	WESTERN ILLINOIS	28	64	0	42	22	151	1	34	22	37	0	151	1	34	2	58	0	36	1	7	0	7	215
Sep 14	at Arkansas	35	215	3	59	20	305	3	62	20	35	0	305	3	62	1	36	0	36	3	9	0	7	520
Sep 21	TOLEDO	46	436	4	75	6	111	1	56	6	15	0	111	1	56	0	0	0	0	3	16	0	15	547
Sep 28	at Utah State	56	240	0	15	17	204	2	40	17	33	2	204	2	40	1	100	1	10	1	-2	0	0	444
Oct 05	SAN DIEGO STATE	43	91	0	14	16	147	3	42	16	20	0	147	3	42	1	33	0	33	2	15	0	12	238
Oct 11	at New Mexico	49	256	3	56	8	89	0	20	8	17	1	89	0	20	0	0	0	0	0	0	0	0	345
Oct 26	at Fresno State	30	188	4	45	20	200	0	37	20	37	2	200	0	37	7	124	0	24	2	27	0	18	388
Nov 02	UNLV	31	107	0	19	22	280	2	31	22	40	0	280	2	31	1	20	0	20	2	12	0	8	387
Nov 16	AIR FORCE	50	227	1	29	5	126	3	50	5	11	1	126	3	50	0	0	0	0	0	0	0	0	353
Nov 22	at Wyoming	50	192	2	29	8	81	0	18	8	15	0	81	0	18	0	0	0	0	2	4	0	7	273
Nov 29	BOISE STATE	37	91	2	15	26	253	2	35	26	36	0	253	2	35	4	95	0	33	0	0	0	0	344
Opponents		495	2350	23	75	183	2179	19	62	183	316	6	2179	19	62	18	498	1	10	17	94	0	18	4529
		395	1586	18	75	280	3663	21	87	280	446	1	3663	21	87	24	591	1	99	21	142	0	27	5249

Games: 12 • Avg/rush: 4.7 • Avg/catch: 11.9 • Pass effic: 131.88 • KR avg: 27.7 • PR avg: 5.5 • All purpose avg/game: 436.7 • Total offense

Date	Opponent	Tackles				Sacks no-yds	Fumble		Pass Defense			blkd kick	PAT Attempts			off		
		ua	a	total	tfl-yds		ff	fr-yds	int-yds	qbh	brup		kick	rush	rcv	saf	t/o	pts
Aug 3	vs Colorado	50	16	66	3.0-32	2.0-17	2	2-9	2-0	2	0	0	7-7	0	0	0	17	52
Sep 0	WESTERN ILLINOIS	33	56	89	4.0-14	1.0-8	3	2-0	0-0	3	1	0	1-1	0	0	0	3	13
Sep 1	at Arkansas	35	40	75	8.0-36	3.0-25	2	2-25	0-0	5	4	0	7-7	0	0	0	10	55
Sep 2	TOLEDO	37	54	91	3.0-6	1.0-1	0	0-0	1-0	5	6	0	5-5	0	0	0	0	41
Sep 2	at Utah State	26	48	74	7.0-21	1.0-13	3	3-8	0-0	5	7	0	4-4	0	0	0	10	34
Oct 05	SAN DIEGO STATE	27	34	61	11.0-41	4.0-19	1	1-0	3-5	3	5	0	3-3	0	0	0	14	24
Oct 11	at New Mexico	40	30	70	8.0-33	4.0-19	3	2-0	0-0	1	3	0	1-2	0	1	0	8	21
Oct 26	at Fresno State	52	12	64	7.0-24	1.0-2	0	0-0	1-0	1	3	0	4-4	0	0	0	0	31
Nov 0	UNLV	28	50	78	6.0-11	0.0-0	0	0-0	0-0	4	4	0	2-2	0	0	0	0	17
Nov 1	AIR FORCE	41	36	77	8.0-56	7.0-55	2	1-0	1-99	3	7	0	5-5	0	0	0	10	38
Nov 2	at Wyoming	29	38	67	5.0-17	1.0-10	1	0-0	1-0	0	1	0	2-2	0	0	0	0	17
Nov 2	BOISE STATE	34	24	58	5.0-17	1.0-9	0	0-0	2-15	3	2	0	4-4	0	0	0	10	31
Opponents		432	438	870	75.0-308	26.0-178	17	13-42	11-119	35	43	0	45-46	0	1	0	82	374
		436	426	862	68.0-257	29.0-179	7	7-63	6-105	32	41	1	41-41	0	1	0	38	337

Date	Opponent	Punting										Field Goals			Kickoffs				
		no.	yds	avg	long	blkd	tb	fc	50+	i20	md-att	long	blkd	no.	yds	avg	tb	ob	
Aug 3	vs Colorado	4	196	49.0	63	0	0	1	1	1	1-1	41	0	9	560	62.2	5	0	
Sep 0	WESTERN ILLINOIS	7	326	46.6	52	0	1	0	2	3	2-2	44	0	4	175	43.8	2	1	
Sep 1	at Arkansas	4	176	44.0	56	0	1	3	1	0	2-2	54	0	10	572	57.2	5	0	
Sep 2	TOLEDO	6	312	52.0	72	0	1	1	3	3	2-2	34	0	8	518	64.8	6	0	
Sep 2	at Utah State	7	220	31.4	44	1	1	3	0	4	2-2	48	0	7	405	57.9	4	0	
Oct 05	SAN DIEGO STATE	8	356	44.5	54	0	0	3	3	3	1-1	22	0	5	300	60.0	4	0	
Oct 11	at New Mexico	7	303	43.3	56	0	0	4	1	7	0-0	0	0	4	256	64.0	1	0	
Oct 26	at Fresno State	6	272	45.3	61	0	0	3	2	2	1-1	35	0	6	337	56.2	1	0	
Nov 0	UNLV	4	167	41.8	47	0	0	0	0	0	1-1	37	0	2	104	52.0	0	0	
Nov 1	AIR FORCE	4	174	43.5	48	0	0	2	0	2	1-1	31	0	7	348	49.7	1	0	
Nov 2	at Wyoming	5	211	42.2	46	0	0	4	0	1	1-1	48	0	4	203	50.8	0	0	
Nov 2	BOISE STATE	4	169	42.2	49	0	2	0	0	1	1-1	39	0	6	354	59.0	2	0	
Opponents		66	2882	43.7	72	1	6	24	13	27	15-15	54	0	72	4132	57.4	31	1	
		49	2274	46.4	64	0	5	9	16	13	14-24	50	0	66	3942	59.7	36	1	

The Automated ScoreBook
 Colorado State By-Quarter Statistics (as of Nov 29, 2019)
 All games

3rd-Down Conversions

Date	Opponent	Score	Overall		1st Qtr		2nd Qtr		3rd Qtr		4th Qtr		Overtime	
Aug 30, 201	vs Colorado	L 31-52	5-12	41.7	2-2	100.0	0-1	0.0	2-4	50.0	1-5	20.0		
Sep 07, 201	WESTERN ILLINOIS	38-13	8-14	57.1	2-3	66.7	4-5	80.0	1-3	33.3	1-3	33.3		
Sep 14, 201	at Arkansas	L 34-55	4-14	28.6	0-2	0.0	2-5	40.0	2-3	66.7	0-4	0.0		
Sep 21, 201	TOLEDO	L 35-41	5-15	33.3	3-5	60.0	1-5	20.0	0-2	0.0	1-3	33.3		
Sep 28, 201	at Utah State	L 24-34	4-16	25.0	2-5	40.0	1-4	25.0	0-4	0.0	1-3	33.3		
Oct 05, 201	SAN DIEGO STATE	L 10-24	4-13	30.8	1-4	25.0	2-4	50.0	1-3	33.3	0-2	0.0		
Oct 11, 201	at New Mexico	35-21	8-15	53.3	4-5	80.0	2-4	50.0	1-3	33.3	1-3	33.3		
Oct 26, 201	at Fresno State	41-31	6-16	37.5	2-4	50.0	2-5	40.0	1-3	33.3	1-4	25.0		
Nov 02, 201	UNLV	37-17	8-14	57.1	0-2	0.0	1-3	33.3	3-4	75.0	4-5	80.0		
Nov 16, 201	AIR FORCE	L 21-38	4-16	25.0	1-3	33.3	1-4	25.0	2-5	40.0	0-4	0.0		
Nov 22, 201	at Wyoming	L 7-17	5-12	41.7	3-5	60.0	1-2	50.0	0-2	0.0	1-3	33.3		
Nov 29, 201	BOISE STATE	L 24-31	6-12	50.0	0-0	0.0	3-5	60.0	3-4	75.0	0-3	0.0		
Colorado State			67-16	39.6	20-40	50.0	20-47	42.6	16-40	40.0	11-42	26.2	0-0	0.0
Opponents			60-16	35.7	13-41	31.7	13-39	33.3	15-42	35.7	19-46	41.3	0-0	0.0

4th-Down Conversions

Date	Opponent	Score	Overall		1st Qtr		2nd Qtr		3rd Qtr		4th Qtr		Overtime	
Aug 30, 201	vs Colorado	L 31-52	2-4	50.0	0-0	0.0	1-1	100.0	0-0	0.0	1-3	33.3		
Sep 07, 201	WESTERN ILLINOIS	38-13	0-0	0.0	0-0	0.0	0-0	0.0	0-0	0.0	0-0	0.0		
Sep 14, 201	at Arkansas	L 34-55	0-0	0.0	0-0	0.0	0-0	0.0	0-0	0.0	0-0	0.0		
Sep 21, 201	TOLEDO	L 35-41	2-2	100.0	0-0	0.0	0-0	0.0	0-0	0.0	2-2	100.0		
Sep 28, 201	at Utah State	L 24-34	0-2	0.0	0-1	0.0	0-0	0.0	0-0	0.0	0-1	0.0		
Oct 05, 201	SAN DIEGO STATE	L 10-24	0-2	0.0	0-0	0.0	0-1	0.0	0-1	0.0	0-0	0.0		
Oct 11, 201	at New Mexico	35-21	1-1	100.0	0-0	0.0	1-1	100.0	0-0	0.0	0-0	0.0		
Oct 26, 201	at Fresno State	41-31	1-1	100.0	0-0	0.0	0-0	0.0	0-0	0.0	1-1	100.0		
Nov 02, 201	UNLV	37-17	1-1	100.0	1-1	100.0	0-0	0.0	0-0	0.0	0-0	0.0		
Nov 16, 201	AIR FORCE	L 21-38	3-4	75.0	2-2	100.0	0-0	0.0	0-1	0.0	1-1	100.0		
Nov 22, 201	at Wyoming	L 7-17	0-2	0.0	0-0	0.0	0-0	0.0	0-1	0.0	0-1	0.0		
Nov 29, 201	BOISE STATE	L 24-31	1-2	50.0	0-0	0.0	1-1	100.0	0-1	0.0	0-0	0.0		
Colorado State			11-21	52.4	3-4	75.0	3-4	75.0	0-4	0.0	5-9	55.6	0-0	0.0
Opponents			15-22	68.2	3-3	100.0	3-4	75.0	2-4	50.0	7-11	63.6	0-0	0.0

Time of Possession

Date	Opponent	Score	Overall	1st Qtr	2nd Qtr	3rd Qtr	4th Qtr	Overtime	
Aug 30, 201	vs Colorado	L 31-52	32:55	5:45	10:01	8:23	8:46		
Sep 07, 201	WESTERN ILLINOIS	38-13	30:28	6:27	10:35	4:35	8:51		
Sep 14, 201	at Arkansas	L 34-55	33:56	6:59	7:54	9:36	9:27		
Sep 21, 201	TOLEDO	L 35-41	33:37	7:06	9:34	10:19	6:38		
Sep 28, 201	at Utah State	L 24-34	28:59	11:09	6:31	6:26	4:53		
Oct 05, 201	SAN DIEGO STATE	L 10-24	25:11	6:43	9:38	5:47	3:03		
Oct 11, 201	at New Mexico	35-21	31:44	9:41	6:15	7:32	8:16		
Oct 26, 201	at Fresno State	41-31	33:25	8:18	9:02	6:33	9:32		
Nov 02, 201	UNLV	37-17	31:45	7:06	7:34	6:50	10:15		
Nov 16, 201	AIR FORCE	L 21-38	29:13	5:58	9:03	9:13	4:59		
Nov 22, 201	at Wyoming	L 7-17	27:58	9:12	8:01	6:12	4:33		
Nov 29, 201	BOISE STATE	L 24-31	23:36	3:56	7:01	6:06	6:33		
Colorado State			Total	362:47	88:20	101:09	87:32	85:46	0:00
			Avg.	30:13	7:21	8:25	7:17	7:08	0:00
Opponents			Total	357:13	91:40	78:51	92:28	94:14	0:00
			Avg.	29:46	7:38	6:34	7:42	7:51	0:00

The Automated ScoreBook
 Colorado State Red-Zone Results (as of Nov 29, 2019)
 All games

Colorado State Inside Opponent Red-Zone

Date	Opponent	Score	Times In RZ	Times Score	Total Pts	Rush TDs	Pass TDs	FGs Made	Failed to score inside RZ						
									FGA	Dow	Int	Fum	Half	Gam	
Aug 30, 201	vs Colorado	L 31-52	4	3	17	2	0	2	1	0	1	0	0	0	0
Sep 07, 201	WESTERN ILLINOIS	38-13	2	2	14	2	0	2	0	0	0	0	0	0	0
Sep 14, 201	at Arkansas	L 34-55	3	3	17	2	1	1	1	0	0	0	0	0	0
Sep 21, 201	TOLEDO	L 35-41	6	5	28	3	2	1	2	1	0	0	0	0	0
Sep 28, 201	at Utah State	L 24-34	2	2	14	2	2	0	0	0	0	0	0	0	0
Oct 05, 201	SAN DIEGO STATE	L 10-24	3	2	10	1	0	1	1	0	1	0	0	0	0
Oct 11, 201	at New Mexico	35-21	5	2	14	2	2	0	0	1	0	0	1	1	0
Oct 26, 201	at Fresno State	41-31	7	5	31	4	3	1	1	1	0	1	0	0	0
Nov 02, 201	UNLV	37-17	6	5	27	3	3	0	2	0	0	0	0	1	0
Nov 16, 201	AIR FORCE	L 21-38	4	2	14	2	0	2	0	0	0	1	0	1	0
Nov 22, 201	at Wyoming	L 7-17	1	1	7	1	0	1	0	0	0	0	0	0	0
Nov 29, 201	BOISE STATE	L 24-31	3	3	17	2	1	1	1	0	0	0	0	0	0
Totals			46	35	210	26	14	12	9	3	2	2	1	3	0
35 of 46 (76.1%)															

Opponents Inside Colorado State Red-Zone

Date	Opponent	Score	Times In RZ	Times Score	Total Pts	Rush TDs	Pass TDs	FGs Made	Failed to score inside RZ						
									FGA	Dow	Int	Fum	Half	Gam	
Aug 30, 201	vs Colorado	L 31-52	4	4	28	4	3	1	0	0	0	0	0	0	0
Sep 07, 201	WESTERN ILLINOIS	38-13	1	1	3	0	0	0	1	0	0	0	0	0	0
Sep 14, 201	at Arkansas	L 34-55	4	4	24	3	2	1	1	0	0	0	0	0	0
Sep 21, 201	TOLEDO	L 35-41	4	4	20	2	1	1	2	0	0	0	0	0	0
Sep 28, 201	at Utah State	L 24-34	3	1	3	0	0	0	1	0	0	0	1	1	0
Oct 05, 201	SAN DIEGO STATE	L 10-24	5	4	24	3	0	3	1	0	1	0	0	0	0
Oct 11, 201	at New Mexico	35-21	4	3	21	3	3	0	0	0	0	0	1	0	0
Oct 26, 201	at Fresno State	41-31	5	5	31	4	4	0	1	0	0	0	0	0	0
Nov 02, 201	UNLV	37-17	3	3	17	2	0	2	1	0	0	0	0	0	0
Nov 16, 201	AIR FORCE	L 21-38	2	2	10	1	1	0	1	0	0	0	0	0	0
Nov 22, 201	at Wyoming	L 7-17	4	3	17	2	2	0	1	0	0	0	0	1	0
Nov 29, 201	BOISE STATE	L 24-31	4	4	28	4	2	2	0	0	0	0	0	0	0
Totals			43	38	226	28	18	10	10	0	1	0	2	2	0
38 of 43 (88.4%)															

The Automated ScoreBook
 Colorado State Game Superlatives (as of Nov 29, 2019)
 All games

INDIVIDUAL GAME HIGHS

Rushes	25	KINSEY JR., M. at New Mexico (Oct 11, 2019)
Yards Rushing	246	KINSEY JR., M. vs Toledo (Sep 21, 2019)
TD Rushes	2	KINSEY JR., M. vs Toledo (Sep 21, 2019)
	2	KINSEY JR., M. at New Mexico (Oct 11, 2019)
	2	McELROY, M. at Fresno State (Oct 26, 2019)
Long Rush	75	KINSEY JR., M. at Arkansas (Sep 14, 2019)
Pass attempts	52	O'BRIEN, P. vs Toledo (Sep 21, 2019)
Pass completions	32	O'BRIEN, P. vs Toledo (Sep 21, 2019)
Yards Passing	420	O'BRIEN, P. at New Mexico (Oct 11, 2019)
TD Passes	4	HILL, C. vs Western Illinois (Sep 07, 2019)
Long Pass	87	O'BRIEN, P. at New Mexico (Oct 11, 2019)
Receptions	12	JACKSON, W. vs Toledo (Sep 21, 2019)
Yards Receiving	214	JACKSON, W. at New Mexico (Oct 11, 2019)
TD Receptions	2	KINSEY JR., M. vs Western Illinois (Sep 07, 2019)
	2	JACKSON, W. at New Mexico (Oct 11, 2019)
Long Reception	87	JACKSON, W. at New Mexico (Oct 11, 2019)
Field Goals	2	CAMPER, C. at Arkansas (Sep 14, 2019)
	2	CAMPER, C. vs Toledo (Sep 21, 2019)
	2	PODUSKA, M. at Fresno State (Oct 26, 2019)
	2	PODUSKA, M. vs UNLV (Nov 02, 2019)
Long Field Goal	50	CAMPER, C. vs UNLV (Nov 02, 2019)
Punts	8	STONEHOUSE, R. at Utah State (Sep 28, 2019)
Punting Avg	59.0	STONEHOUSE, R. vs Colorado (Aug 30, 2019)
Long Punt	64	STONEHOUSE, R. vs San Diego State (Oct 05, 2019)
Punts inside 20	2	STONEHOUSE, R. at Utah State (Sep 28, 2019)
	2	STONEHOUSE, R. at Fresno State (Oct 26, 2019)
	2	STONEHOUSE, R. vs UNLV (Nov 02, 2019)
	2	STONEHOUSE, R. at Wyoming (Nov 22, 2019)
Long Punt Return	27	WRIGHT, D. vs UNLV (Nov 02, 2019)
Long Kickoff Return	99	HAWKINS, A. vs UNLV (Nov 02, 2019)
Tackles	15	HICKS, J. vs San Diego State (Oct 05, 2019)
	15	HICKS, J. vs Boise State (Nov 29, 2019)
Sacks	3.5	HUBBARD, E. vs Western Illinois (Sep 07, 2019)
Tackles For Loss	4.0	JONES, E. at Wyoming (Nov 22, 2019)
Interceptions	2	STEWART, L. at Fresno State (Oct 26, 2019)

The Automated ScoreBook
 Colorado State Game Superlatives (as of Nov 29, 2019)
 All games

TEAM GAME HIGHS

Rushes	39	at Fresno State (Oct 26, 2019)
Yards Rushing	289	vs Toledo (Sep 21, 2019)
Yards Per Rush	8.0	vs Toledo (Sep 21, 2019)
TD Rushes	3	vs Toledo (Sep 21, 2019)
	3	at Fresno State (Oct 26, 2019)
	3	vs UNLV (Nov 02, 2019)
Pass attempts	54	vs Toledo (Sep 21, 2019)
Pass completions	32	vs Toledo (Sep 21, 2019)
Yards Passing	420	at New Mexico (Oct 11, 2019)
Yards Per Pass	12.4	at New Mexico (Oct 11, 2019)
TD Passes	4	vs Western Illinois (Sep 07, 2019)
Total Plays	90	vs Toledo (Sep 21, 2019)
Total Offense	694	vs Toledo (Sep 21, 2019)
Yards Per Play	8.5	vs Western Illinois (Sep 07, 2019)
Points	41	at Fresno State (Oct 26, 2019)
Sacks By	7	vs Western Illinois (Sep 07, 2019)
First Downs	36	vs Toledo (Sep 21, 2019)
Penalties	11	vs Toledo (Sep 21, 2019)
	11	vs UNLV (Nov 02, 2019)
Penalty Yards	129	vs UNLV (Nov 02, 2019)
Turnovers	4	vs Colorado (Aug 30, 2019)
	4	vs San Diego State (Oct 05, 2019)
Interceptions By	2	at Utah State (Sep 28, 2019)
	2	at Fresno State (Oct 26, 2019)
Punts	8	at Utah State (Sep 28, 2019)
Punting Avg	59.0	vs Colorado (Aug 30, 2019)
Long Punt	64	vs San Diego State (Oct 05, 2019)
Punts inside 20	2	at Utah State (Sep 28, 2019)
	2	at Fresno State (Oct 26, 2019)
	2	vs UNLV (Nov 02, 2019)
	2	at Wyoming (Nov 22, 2019)
Long Punt Return	27	vs UNLV (Nov 02, 2019)

The Automated ScoreBook
 Colorado State Game Superlatives (as of Nov 29, 2019)
 All games

OPPONENT INDIVIDUAL GAME HIGHS

Rushes	36	BRIGHT, Gerold, at Utah State (Sep 28, 2019)
Yards Rushing	228	KOBACK, Bryant, vs Toledo (Sep 21, 2019)
TD Rushes	3	Fontenot, Alex, vs Colorado (Aug 30, 2019)
	3	KOBACK, Bryant, vs Toledo (Sep 21, 2019)
Long Rush	75	KOBACK, Bryant, vs Toledo (Sep 21, 2019)
Pass attempts	39	OBLAD, Kenyon, vs UNLV (Nov 02, 2019)
Pass completions	26	HENDERSON, J., vs Boise State (Nov 29, 2019)
Yards Passing	305	Nick Starkel, at Arkansas (Sep 14, 2019)
TD Passes	3	Nick Starkel, at Arkansas (Sep 14, 2019)
	3	AGNEW, Ryan, vs San Diego State (Oct 05, 2019)
	3	HAMMOND III, DJ, vs Air Force (Nov 16, 2019)
Long Pass	62	Nick Starkel, at Arkansas (Sep 14, 2019)
Receptions	7	SMITH, Kobe, vs San Diego State (Oct 05, 2019)
	7	GRIMES, Randal, vs UNLV (Nov 02, 2019)
	7	SHAKIR, Khalil, vs Boise State (Nov 29, 2019)
Yards Receiving	103	SHAKIR, Khalil, vs Boise State (Nov 29, 2019)
TD Receptions	2	SMITH, Kobe, vs San Diego State (Oct 05, 2019)
	2	WATERS, Ben, vs Air Force (Nov 16, 2019)
Long Reception	62	C. O'Grady, at Arkansas (Sep 14, 2019)
Field Goals	2	Erickson, N., vs Western Illinois (Sep 07, 2019)
	2	Connor Limpert, at Arkansas (Sep 14, 2019)
	2	DAVIS, Evan, vs Toledo (Sep 21, 2019)
	2	EBERLE, Dominik, at Utah State (Sep 28, 2019)
Long Field Goal	54	Connor Limpert, at Arkansas (Sep 14, 2019)
Punts	8	HEICKLEN, B., vs San Diego State (Oct 05, 2019)
Punting Avg	52.0	FLINT, Bailey, vs Toledo (Sep 21, 2019)
Long Punt	72	FLINT, Bailey, vs Toledo (Sep 21, 2019)
Punts inside 20	7	DYER, Tyson, at New Mexico (Oct 11, 2019)
Long Punt Return	18	RIVERS, Ronnie, at Fresno State (Oct 26, 2019)
Long Kickoff Return	100	SCARVER, Savon, at Utah State (Sep 28, 2019)
Tackles	14	WOODWARD, David, at Utah State (Sep 28, 2019)
	14	JACKSON, R., vs UNLV (Nov 02, 2019)
Sacks	2.0	KSIAZEK, Jake, vs Air Force (Nov 16, 2019)
	2.0	FIFITA, Mosese, vs Air Force (Nov 16, 2019)
Tackles For Loss	3.0	HOLT, Saeed, vs Toledo (Sep 21, 2019)
	3.0	LEFEGED JR, T., at Utah State (Sep 28, 2019)
	3.0	HEARN, Jacobi, at New Mexico (Oct 11, 2019)
Interceptions	3	BARCOO, Luq, vs San Diego State (Oct 05, 2019)

The Automated ScoreBook
 Colorado State Game Superlatives (as of Nov 29, 2019)
 All games

OPPONENT TEAM GAME HIGHS

Rushes	56	at Utah State (Sep 28, 2019)
Yards Rushing	436	vs Toledo (Sep 21, 2019)
Yards Per Rush	9.5	vs Toledo (Sep 21, 2019)
TD Rushes	4	vs Colorado (Aug 30, 2019)
	4	vs Toledo (Sep 21, 2019)
	4	at Fresno State (Oct 26, 2019)
Pass attempts	40	vs UNLV (Nov 02, 2019)
Pass completions	26	vs Boise State (Nov 29, 2019)
Yards Passing	305	at Arkansas (Sep 14, 2019)
Yards Per Pass	11.6	vs Colorado (Aug 30, 2019)
TD Passes	3	at Arkansas (Sep 14, 2019)
	3	vs San Diego State (Oct 05, 2019)
	3	vs Air Force (Nov 16, 2019)
Total Plays	89	at Utah State (Sep 28, 2019)
Total Offense	547	vs Toledo (Sep 21, 2019)
Yards Per Play	9.0	vs Toledo (Sep 21, 2019)
Points	55	at Arkansas (Sep 14, 2019)
Sacks By	7	vs Air Force (Nov 16, 2019)
First Downs	25	at Utah State (Sep 28, 2019)
Penalties	11	at New Mexico (Oct 11, 2019)
Penalty Yards	102	at New Mexico (Oct 11, 2019)
Turnovers	4	at Utah State (Sep 28, 2019)
Interceptions By	3	vs San Diego State (Oct 05, 2019)
Punts	8	vs San Diego State (Oct 05, 2019)
Punting Avg	52.0	vs Toledo (Sep 21, 2019)
Long Punt	72	vs Toledo (Sep 21, 2019)
Punts inside 20	7	at New Mexico (Oct 11, 2019)
Long Punt Return	18	at Fresno State (Oct 26, 2019)

The Automated ScoreBook
 Colorado State Games Played (as of Nov 29, 2019)
 All games

##	PLAYER	GP-GS	COLO	WIU	AR	TOLED	USU	SDSU	NM	FS	UNLV	AF	WYO	BSU
4	AJAYI, R.	9/7	START	START	START	START	START	START	XXX	START	XXX	...
25	BAILEY, K.	8/1	...	XXX	XXX	XXX	XXX	XXX	START	XXX	XXX
1	BATES, J.	12/12	START	START	START	START	START	START	START	START	START	START	START	START
3D	BLAKE, C.	4/-	...	XXX	XXX	XXX	XXX
76	BLASCO JR., J.	2/-	...	XXX	XXX
91	BOMBEK, J.	11/1	XXX	XXX	XXX	XXX	XXX	XXX	START	XXX	XXX	XXX	XXX	...
8	BRINNON, Q.	11/-	XXX	XXX	XXX	XXX	XXX	XXX	...	XXX	XXX	XXX	XXX	XXX
64	BROOKS, S.	12/12	START	START	START	START	START	START	START	START	START	START	START	START
55	BROWN, T.	3/-	...	XXX	XXX	XXX
16	BUTLER, C.	7/3	START	XXX	XXX	START	XXX	START	XXX
26	CAMERON, M.	12/7	XXX	XXX	XXX	XXX	START	XXX	START	START	START	START	START	START
95	CAMPER, C.	8/-	XXX	XXX	XXX	XXX	XXX	XXX	XXX	XXX
12	CARTER, C.	12/6	XXX	START	XXX	XXX	XXX	START	XXX	START	START	START	START	XXX
4W	CRAIG-MYERS, N.	9/4	XXX	START	START	START	XXX	XXX	XXX	XXX	XXX
5D	CROSSLEY, B.	12/1	XXX	XXX	XXX	XXX	XXX	XXX	XXX	XXX	XXX	XXX	XXX	START
17	CUMBER, C.	6/-	XXX	XXX	XXX	XXX	XXX	XXX
83	DAVIS, B.	11/-	XXX	XXX	XXX	XXX	XXX	XXX	XXX	...	XXX	XXX	XXX	XXX
35	DeLINE, J.	12/-	XXX	XXX	XXX	XXX	XXX	XXX	XXX	XXX	XXX	XXX	XXX	XXX
54	DERROW, B.	2/-	XXX	XXX
99	DICKENS, D.	12/-	XXX	XXX	XXX	XXX	XXX	XXX	XXX	XXX	XXX	XXX	XXX	XXX
3Q	ERICKSON, J.	1/-	XXX
24	FOLSOM, T.	12/8	START	START	START	START	START	XXX	START	XXX	XXX	START	XXX	START
90	FOX, J.	1/-	XXX
10	FRANCIS, T.	11/-	XXX	XXX	XXX	XXX	XXX	XXX	XXX	XXX	XXX	XXX	...	XXX
23	FULTON, B.	11/-	XXX	XXX	XXX	...	XXX	XXX	XXX	XXX	XXX	XXX	XXX	XXX
43	GOLDEN, T.	12/-	XXX	XXX	XXX	XXX	XXX	XXX	XXX	XXX	XXX	XXX	XXX	XXX
30	GRAUBERGER, J.	7/-	XXX	XXX	XXX	XXX	XXX	...	XXX	XXX
80	HALL, N.	3/-	XXX	XXX	XXX
88	HAMMER, G.	4/1	XXX	XXX	XXX	START
14	HAWKINS, A.	12/4	START	XXX	START	START	XXX	XXX	XXX	START	XXX	XXX	XXX	XXX
89	HELBIG, K.	3/1	XXX	XXX	START
7	HICKS, J.	12/12	START	START	START	START	START	START	START	START	START	START	START	START
15	HILL, C.	3/3	START	START	START
98	HUBBARD, E.	12/8	START	XXX	START	START	START	START	START	XXX	XXX	XXX	START	START
28	HUNTER, C.	10/-	XXX	XXX	XXX	...	XXX	XXX	XXX	XXX	XXX	XXX	XXX	...
6L	JACKSON, C.	7/-	...	XXX	XXX	...	XXX	XXX	XXX	...	XXX	XXX
5L	JACKSON, D.	12/11	XXX	START	START	START	START	START	START	START	START	START	START	START
29	JACKSON, T.	1/-	XXX
9	JACKSON, W.	10/10	START	START	START	START	START	START	START	START	START	START
33	JONES, E.	11/11	START	START	START	START	START	START	...	START	START	START	START	START
42	KAMARA, M.	9/4	...	XXX	XXX	START	XXX	XXX	START	START	START	XXX
5	KINSEY JR., M.	7/4	XXX	XXX	START	START	START	XXX	START
31	LYNCH, R.	1/-	XXX
6	MAGEE, M.	4/-	XXX	XXX	XXX	XXX
97	McBRIDE, To.	6/-	XXX	XXX	XXX	XXX	XXX	...	XXX
85	McBRIDE, Tr.	12/11	XXX	START	START	START	START	START	START	START	START	START	START	START
60	McCANN, F.	1/-	XXX

