

NEVADA WOLF PACK

2020 FOOTBALL GAME NOTES

12 BOWL GAMES IN PAST 15 YEARS
14 CONFERENCE CHAMPIONSHIPS
52 ALL-AMERICANS

TRACK THE PACK

TELEVISION

FS2

- Anthony LaPanta (Play-By-Play)
- Ron Johnson (Color Analyst)

ON RADIO

Wolf Pack Radio Network - 94.5 FM
TuneIn App

- John Ramey (Play-By-Play)
- Mike Edwards (Color Analyst)

- Pregame show with the broadcast crew begins 60 minutes prior to kickoff

ONLINE

NevadaWolfPack.com

- Live statistics & postgame coverage

TWITTER

- Official Twitter: @NevadaWolfPack
- Football Twitter: @NevadaFootball

STATS OF THE WEEK

- The Wolf Pack starts the season 3-0 for the first time since 2010 after its 34-9 victory over Utah State.
- Nevada garnered one vote in the Associated Press Top 25 poll this week, along with five votes in the USA Today Coaches Poll.
- Averaging 157.7 receiving yards per game, junior WR Romeo Doubs leads the nation in that category.

2020 SCHEDULE

DATE	OPPONENT	TIME/RESULT
Oct. 24	Wyoming*	W, 37-34
Oct. 31	at UNLV*	W, 37-19
Nov. 5	Utah State*	W, 34-9
Nov. 14	vs. New Mexico*^	3:30 p.m.
Nov. 21	San Diego State*	12:30 p.m.
Nov. 28	at Hawai'i*	8 p.m.
Dec. 5	Fresno State*	TBA
Dec. 11	at San José State*	7 p.m.

*Mountain West game

^Game to be played in Las Vegas

All times Pacific/subject to change

MOUNTAIN WEST STANDINGS

	Conf.	Pct.	Total	Pct.
Nevada	3-0	1.000	3-0	1.000
San José State	3-0	1.000	3-0	1.000
Boise State	2-0	1.000	2-1	.667
Fresno State	2-1	.667	2-1	.667
Hawai'i	2-1	.667	2-1	.667
San Diego State	2-1	.667	2-1	.667
Colorado State	1-1	.500	1-1	.500
Wyoming	1-2	.333	1-2	.333
Air Force	0-2	.000	1-2	0.333
New Mexico	0-2	.000	0-2	.000
UNLV	0-3	.000	0-3	.000
Utah State	0-3	.000	0-3	.000

GAME NOTES | NEVADA VS. NEW MEXICO | GAME #4

Game Information

Date: Saturday, Nov. 14, 2020
Kickoff: 3:30 p.m.
Stadium: Sam Boyd Stadium
Location: Las Vegas, Nev.
Capacity: 40,000
Surface: FieldTurf
Series: Nevada leads 4-3-1
Last Meeting: Nov. 2, 2019; W, 21-10
TV: FS2
Radio: Wolf Pack Radio Network
..... (Flagship: ESPN Radio 94.5 FM)
Live Stats: nevadawolfpack.com/footballlls

Nevada Wolf Pack

Record 3-0, 3-0 MW
Ranking (AP/Coaches) --/--
Streak W3
Last result W, 34-9 vs. Utah State
Head Coach Jay Norvell
Record at Nevada 21-20



New Mexico Lobos

Record 0-2, 0-2 MW
Ranking (AP/Coaches) -/-
Streak L2
Last result L, 31-39 vs. Hawai'i
Coach Danny Gonzales
Record at New Mexico 0-2



WOLF PACK AND LOBOS MEET IN LAS VEGAS

Nevada heads back to Las Vegas to face New Mexico on Saturday afternoon ... Kickoff is set for 3:30 p.m. PT at Sam Boyd Stadium between the Wolf Pack (3-0, 3-0 MW) and Lobos (0-2, 0-2 MW) ... The game was originally set to be played in Albuquerque, but due to current state health orders in New Mexico that prohibits large gatherings, the game was moved to Las Vegas, where the Lobos have been practicing for the last week ... The game can be seen on FS2 Network with Anthony LaPanta (play-by-play) and Ron Johnson (color analyst) on the call ... The Wolf Pack Radio Network will call the game as well on 94.5 FM with John Ramey (play-by-play) and Mike Edwards (analyst) in the booth, with the 60-minute pregame show to begin at 2:30 p.m. PT ... Live stats are available for the game at NevadaWolfPack.com/footballlls ... Nevada is 3-0 for the first time since 2010 and is receiving votes in the AP Top 25 poll (one vote) and the USA Today Coaches Poll (five votes).

NEVADA DEPTH CHART VS. NEW MEXICO

LT 75 .. Jacob Gardner 6-4 .. 300 Fr.	DE 98 Sam Hammond 6-5 ... 265 Sr.
79 ... Moses Landis 6-3 ... 305 Jr.	44 Daniel Grzesiak 6-1 240 So.
LG 54 .. Jermaine Ledbetter.. 6-3 .. 220 Sr.	DT 99 Dom Peterson 6-0 ... 285 Jr.
67 ... Gray Davis 6-4 ... 300 Jr.	92 Amir Johnson 6-2 275 Jr.
C 55 .. Tyler Orsini 6-2 .. 295 Sr.	NT 53 Zak Mahannah 6-2 ... 265 Sr.
70 ... Nathan Edwards 6-4 ... 300 Sr.	73 Christopher Love 6-3 295 So.
RG 76 .. Nate Brown 6-4 .. 300 Sr.	DE 7 Kameron Toomer 6-3 ... 260 Sr.
56 ... Zac Welch 6-4 ... 300 ... RS-Fr.	23 Jack Powers 6-2 235 So.
RT 65 .. Aaron Frost 6-5 .. 310 Jr.	MIKE30 Lawson Hall 6-0 ... 235 Sr.
52 ... Cole Watts 6-6 ... 310 ... RS-Fr.	34 Josiah Bradley 6-1 220 So.
WR-X 17 .. Justin Lockhart 6-2 .. 200 So.	36 Naki Mateialona 6-1 220 Fr.
20 ... Tory Horton 6-2 ... 175 Fr.	WILL 10 Lamin Touray 6-0 ... 235 Jr.
WR-H 1 Melquan Stovall 5-9 .. 185 So.	11 Daiyan Henley 6-1 220 Jr.
3 Jamaal Bell 5-10 . 170 Fr.	45 Trevor Price 5-10 ... 215 Jr.
5 Isaac Jernagin 5-10 . 175 Fr.	NOEL4 EJ Muhammad 5-11 . 195 Sr.
TE-Y 19 .. Cole Turner 6-6 .. 240 Jr.	13 Jordan Lee 5-11 ... 205 Jr.
-or- 31 .. Reagan Roberson 6-1 .. 245 Sr.	CB 1 Berdale Robins 5-9 ... 170 Sr.
-or- 15 .. Henry Ikahihifo 6-1 .. 240 So.	-or- 15 Jaden Dedman 5-9 ... 175 So.
WR-Z 7 Romeo Doubs 6-2 .. 200 Jr.	SAF 38 Christian Swint 5-11 . 195 Jr.
81 ... Charles Ross 6-1 ... 170 ... RS-Fr.	33 JoJuan Claiborne 5-11 ... 185 Jr.
RB 35 .. Toa Tauga 5-9 .. 210 Jr.	SAF 6 Tyson Williams 5-9 ... 200 Jr.
-or- 2 Devonte Lee 5-9 .. 235 Jr.	22 Jayce Godley 5-11 ... 200 So.
25 ... Avery Morrow 5-11 . 215 Fr.	5 Emany Johnson 6-2 205 So.
QB 12 .. Carson Strong 6-4 .. 215 So.	CB 25 AJ King 6-1 ... 185 Fr.
16 ... Nate Cox 6-9 ... 225 Jr.	-or- 19 Kieran Clark 5-11 . 190 ... RS-Fr.
14 ... Jake Barlage 6-1 200 So.	P 49 Julian Diaz 6-1 ... 215 Sr.
	K 43 Brandon Talton 5-9 ... 180 So.

NEVADA COMMUNICATIONS

Legacy Hall/MS 232
Reno, NV 89557-2232

CHAD HARTLEY: Associate AD, Communications, hartleyc@unr.edu | **KATIE RIHN:** Assistant Director, krihn@unr.edu

GRACE TAFOLLA: Graduate Assistant, gtafolla@unr.edu | **FARRELL SHINE:** Graduate Assistant, fshine@unr.edu

RYAN DALEY: Student Assistant, ryandaley@nevada.unr.edu



2020 NEVADA WOLF PACK FOOTBALL — MEDIA INFORMATION



MEDIA SCHEDULE - Monday-Sunday, Nov. 9-15

MONDAY, NOV. 9

• 8:45 - 10 a.m.
Closed practice

1:15 p.m. --
Weekly virtual press
conference

TUESDAY, NOV. 10

• 8 - 10:20 a.m.
Closed practice

WEDNESDAY, NOV. 11

• 8 - 10:20 a.m.
Closed practice

THURSDAY, NOV. 12

• 8 - 10:20 a.m.
Closed practice

FRIDAY, NOV. 13

• 8 - 10:20 a.m.
Closed practice

SATURDAY, NOV. 14

• Nevada vs. New
Mexico; 3:30 p.m. PT

Virtual postgame press
conference

SUNDAY, NOV. 15

• Player's day off;
No scheduled
availability

QUICK FACTS

Location Reno, Nev.
Founded 1874
Enrollment 21,657
Nickname Wolf Pack (two words)
Colors Navy Blue & Silver
Conference Mountain West
President Brian Sandoval
Director of Athletics Doug Knuth
Athletic Dept. Phone (775) 784-6900
Stadium Mackay Stadium
Capacity (Surface) 27,000 (FieldTurf)
Press Box Phone (775) 784-6545
Head Coach Jay Norvell (Iowa '86)
Career Record 21-20 (Fourth season)

Football Information

2019 Record 7-6 Overall, 4-4 (3rd, MW - West)
Basic Offense; Defense Air Raid, Multiple
Starters Ret. (Off/Def/Kickers) 16 (9/5/2)
Lettermen Ret. (Off/Def/Kickers) 46 (19/25/2)
First Year of Football 1896
All-Time Record 561-495-33
All-Time FBS Record 185-161
All-Time Mountain West Record 33-34
Bowl Appearances 17
Last Bowl Game ...2020 Famous Idaho Potato Bowl

Assistant Coaches

Matt Mumme (4th season) .. Off. Coordinator/QBs
Brian Ward (1st season) Def. Coordinator/LBs
Freddie Banks (1st season) Cornerbacks
Bill Best (1st season) Offensive Line
Timmy Chang (4th season) Tight Ends
Eric Scott (4th season) Wide Receivers
Thomas Sheffield (1st season) Special Teams
Jackie Shipp (2nd season) Defensive Line
Vai Taua (2nd season; 4th overall) .Running Backs
Ronnie Wheat (1st season) Safeties
Jimbo Davis (1st season; 3rd overall) .. GA - Defense
Chance Alberswerth (1st season) GA - Defense
Gunnar White (3rd season) GA - Offense
Ben Putman (1st season) GA - Offense
Brett Bartolone Offensive Analyst
Riccardo Stewart Defensive Analyst
Jack Ray Special Teams Analyst

Support Staff

Jashon Sykes Sr. Associate AD, Football Ops
Jordan Simmons .. Asst. HC/Strength & Conditioning
Lucas Gauthier Dir. of Player Personnel
Colton Bosnos Asst. Dir. of Player Personnel
Harold Smith Graphic Design Coordinator
Adam Hodge Video Coordinator
Spencer Hiatt Sports Medicine
Dr. Tony Islas Head Team Physician
Andrew Caudill Asst. AD, Academics
Shannon O'Hair Equipment Operations
Rhonda Bennett Sport Administrator
Cindy Breeden Administrative Assistant

COMMUNICATIONS

Chad Hartley Assoc. AD, Communications
E-mail hartleyc@unr.edu
Cell (775) 229-5513
Katie Rihn Asst. Director, Communications
Email krihn@unr.edu
Cell (412) 719-0168
Grace Tafolla Graduate Assistant
Email gtafolla@unr.edu

INTERVIEW POLICY

All interview arrangements must be made through the Nevada Communications office. Please check with the athletic communications office for any changes to the weekly schedule, including practice times. Student-athletes are generally not available for telephone interviews unless pre-arranged through the Nevada Communications office.

Coach Jay Norvell and selected student-athletes will be available on a weekly basis at a press conference on Mondays, beginning at 1 p.m. Requests for student-athletes for the press conference must be submitted no later than 3 p.m. on Sundays to the Nevada Communications office.

Generally, the Nevada Communications office will live-stream the Monday press conference via the Mountain West Network and archives will be available shortly after the conclusion of the press conference.

CREDENTIALS

Due to COVID-19 protocols, capacity is limited in Mackay Stadium and in the press box. All attempts will be made to accommodate as many media outlets as possible. All requests for media access must be made by 5 p.m. two days before game-day. Please submit to Chad Hartley (hartleyc@unr.edu). Those receiving accommodation will be notified later that evening.

For all games, Nevada will create a folder on Box that will contain game notes, photos, video, press conference footage, statistics and more. Please contact the communications staff for access to this folder.

LIVE STATISTICS

In-game statistics will be provided by Sidarm Stats this season, and will be available to the media during games at the following link:
<http://nevadawolfpack.com/footballlls>

COLLEGE PRESS BOX.COM

Collegepressbox.com is the official media website for Division I football. Access and download weekly game notes, quotes, statistics, media guides, headshots, logos and more for each conference and its member schools. Login information will be distributed to accredited media or you can apply for a password by sending an e-mail to: password@collegepressbox.com.

WEEKLY RADIO SHOW

Jay Norvell's weekly radio show with John Ramey is live on Wednesday evenings from 6-7 p.m. It is available in Northern Nevada on ESPN Radio 94.5 and an archive will be posted on NevadaWolfPack.com/audio within 24 hours. In addition to Norvell, Ramey will interview assistant coaches and players on the show.

POSTGAME INTERVIEWS

In general, no coaches or student-athletes are available to media on the field or en route to the locker room, with the exception of the live, originating television broadcast if pre-arranged. Nevada's locker room is closed to the media.

Interview requests should be submitted to Chad Hartley of the Nevada Communications office no later than the five-minute mark of the fourth quarter. Assistant coaches are not available after games. Generally, the Nevada Communications office will live-stream the post-game press conference via the Mountain West Network and archives will be available shortly after the conclusion of the press conference.

All postgame press conferences will be virtual this season. Please submit interview requests to Chad Hartley via text (775-229-5513) no later than the five-minute mark of the fourth quarter. A Zoom link will be made available for each game, home and away.

MEDIA WORK AREA

The Paul R. Stuart Press Box in Mackay Stadium has wireless, ethernet and phone lines available during the game and up to one and half hours after the conclusion of each game. The postgame interview area in Cashell Fieldhouse is similarly equipped. Media may work in either location but are asked to work in the Cashell location if working more than 90 minutes post-game. The Mackay press box will also serve as a game and media operations location post-game so the Cashell location will likely be a quieter work environment after the conclusion of the press conference.

PARKING

Media parking permits for gameday are available via the Nevada Communications Office are generally for level two of the West Stadium Parking Complex. Local television satellite trucks have designated parking near the main (southwest) entrance to the stadium. These trucks must be in place at least two hours before game time and cannot leave while crowds are present outside the stadium.

POSTGAME ESCORT

For all media members covering the Wolf Pack this season who would like to be escorted back to their vehicle when leaving Mackay Stadium, please contact Chad Hartley or Katie Rihn.

CLEAR BAG POLICY

The University of Nevada, in an effort to provide a safer environment for the public and to expedite entry into the athletic venues, has implemented a new policy limiting the size and type of bag allowed for all events.

Approved Bags:

- Clear plastic, vinyl, or PVC tote bags that do not exceed 12" x 6" x 12"
- One-gallon clear plastic storage bags
- Small Clutch Purses 4.5" X 6.5" or smaller

Exceptions: An exception will be made for medically necessary items and diaper bags after proper inspection. These bags will be tagged to inform venue security that the bag has been cleared by the gate inspection member and to limit any disturbance to the patron once inside the stadium. Accredited media may bring bags for working purposes into the facility but must enter at the press box elevator or gate 2 on the west side of the stadium and make bags available for search.



HEAD COACH JAY NORVELL (@CoachJayNorvell)



Jay Norvell, an innovative offensive mind and former All-Big Ten defensive back as a player, enters his fourth season as the head coach of the Nevada Wolf Pack football team in 2020.

In 2019, he led Nevada past preseason expectations, winning seven regular season games for the second year in a row, guiding Nevada to its second straight bowl game appearance. Along the way, he picked up his second win over a Power 5 opponent in as many years as Nevada came back to top Purdue at home in the season opener. He also recorded the program's first ever win against a Top-25 opponent on the road when Nevada took down No. 24 San Diego State in November.

Norvell guided the Wolf Pack to an 8-5 overall mark in 2018 and produced what had only been done five other times in school history: -- winning a bowl game. Nevada put a cap on a memorable season with a 16-13 come-from-behind overtime victory in the NOVA Home Loans Arizona Bowl to beat Arkansas State. The dramatic win gave Nevada a plus-five improvement on the win total from 2017 to 2018 and showed that the foundation laid in Norvell's first year has the program poised for greater heights.

In 2018, Norvell also saw 10 Nevada players honored by the league's postseason awards, the second most in school history. That group was highlighted by the Pack's first-ever "Of The Year" winner as running back Toa Taua was named the conference's Freshman of the Year after a breakout campaign. Defensive end Korey Rush and linebacker Malik Reed were named First Team All-Mountain West and seven other players were honored by the league.

With another strong recruiting class entering in 2020, Norvell has the Pack headed to new heights in the Mountain West.

In year one, Norvell established a foundation for his vision of the program, installing new systems on offense, defense and special teams. The foundation was cemented in the final game of the season as Norvell led the Wolf Pack to a 23-16 victory over UNLV in the Battle of the Fremont Cannon to retain possession of the Fremont Cannon.

Overall, the record was 3-9 with three of the Pack's losses coming by an average of just four points. Norvell's first career victory as a head coach came at Mackay Stadium on Oct. 7, 2017 when the Pack topped Hawai'i 35-21. That victory launched a seven-game stretch where Nevada closed the 2017 season scoring more than 34 points per game and capturing three victories.

The laying of the foundation for Norvell's program including overhauls in all three phases of the game. An entirely new coaching staff installed a version of the Air Raid system on offense that includes a power run facet and the attacking 3-3-5 stack defensive scheme.

The building season was then punctuated in three notable ways:

- Eight Wolf Pack players were named to the All-Mountain West teams including first-teamers Austin Corbett and Malik Reed.
- Norvell and his staff then brought in one of the top recruiting classes in the Mountain West, signing 16 in the new early signing period and adding nine more in February for a 25-player class that could be one of the best in school history.
- The Pack saw Corbett become the second-highest draft pick in school history when Cleveland selected the local product with the 33rd overall pick in the NFL Draft.

Norvell was hired as the 26th head football coach in Nevada program history on Dec. 9, 2016, ushering in a new era of Wolf Pack football.

The appointment marked the first head coaching tenure for Norvell, but he arrived at Nevada well versed in the game of football, bringing a resume at the time that included a 31-year coaching career that spans college football's top levels and the National Football League. Norvell, 53, has coached in both the BCS National Championship Game with the Oklahoma Sooners and Super Bowl XXXVII with the Oakland Raiders.

THE NORVELL FILE

COACHING EXPERIENCE

2017-..... Nevada Head Coach
 2016 Arizona State.. WRs/Passing Coor.
 2015 Texas WRs
 2011-14..... Oklahoma..... Co-OC/WRs
 2008-10..... Oklahoma..... Asst. OC/WRs
 2007 UCLA OC/QBs
 2004-06..... Nebraska..... OC/QBs
 2002-03..... Oakland Raiders TEs
 1998-2001 Indianapolis Colts WRs
 1995-97 Iowa State..... Asst. HC/QBs/WRs
 1989-94..... Wisconsin OL/WRs/ST
 1988 Northern Iowa WRs
 1986-87 Iowa..... GA (Offense)

EDUCATION


B.A., University of Iowa, 1986

PLAYING EXPERIENCE

University of Iowa (1983-86)

RECORD AT NEVADA

Year.....	W-L.....	Conf....	Place.....	Bowl
2017.....	3-9.....	3-5.....	4th (West).....	n/a
2018.....	8-5.....	5-3.....	2nd (West).....	W
2019.....	7-6.....	4-4.....	3rd (West).....	L
2020.....	3-0.....	3-0.....	-.....	-
Overall..	21-20..	15-12		





2020 NEVADA WOLF PACK FOOTBALL — GAME NOTES



TALE OF THE TAPE

STATISTIC	NEV (RK.)	UNM (RK.)
Total Off	511.7 (12)	471 (22)
Rushing Off	114/7 (105)	214 (24)
Passing Off	397 (2)	257 (41)
Team Pass Eff	170.5 (15)	126.9 (81)
Scoring Off	36 (32)	27 (78)
Total Def	306.3 (14)	541 (121)
Rushing Def	121 (28)	95.5 (8)
Passing Def	185.3 (17)	445.5 (123)
Def. Pass Eff	111.1 (14)	181.2 (120)
Scoring Def	20.7 (22)	38.5 (109)
Turnover Margin	-0.33 (81)	0.5 (43)
3rd Down Conv	43.6 (42)	31.0 (110)
4th Down Conv	66.7 (35)	50.0 (68)
3rd Down Def. Conv	23.4 (4)	43.3 (86)
4th Down Def. Conv	75.0 (98)	66.7 (80)
First Downs Off	74 (77)	47 (97)
First Downs Def	52 (28)	46 (25)
Red Zone Off	93.3 (27)	100.0 (1)
Red Zone Def	88.9 (86)	100.0c(107)
Sacks	2 (63)	1 (105)
TFL	4.7 (100)	2.5 (121)
Interceptions	1 (89)	2 (70)
Fumbles Recovered	n/a	1 (88)
Punting	46.6 (1)	44.3 (8)
Punt Returns/Avg	3 (90)	4.0 (78)
Punt Return Def	7.5 (72)	4.5 (48)
Kickoff Returns/Avg	22.6 (35)	17.5 (91)
Kickoff Return Def	21.8 (84)	21.2 (77)
Penalties YPG	76.7 (111)	48.5 (44)
TOP/PG	31:06 (22)	30:24 (58)

SERIES HISTORY

Nevada leads, 4-3-1...

- Nevada record at home: 3-0-1
- Nevada record away: 1-3
- Longest NEV streak: W3
- Longest UNM streak: W1

Nov. 2, 2019	W, 21-10	Reno
Nov. 5, 2016	L, 26-35	Albuquerque
Oct. 10, 2015	W, 35-17	Reno
Nov. 17, 2012	W, 31-24	Albuquerque
Oct. 15, 2011	W, 49-7	Reno
Dec. 22, 2007	L, 0-23	Albuquerque
Oct. 31, 1942	T, 0-0	Reno
Nov. 1, 1941	L, 7-23	Albuquerque

GAME NOTES | NEVADA VS. NEW MEXICO | GAME #4

NEVADA WOLF PACK (3-0, 3-0 MW)	
Location:	Reno, Nev.
Founded:	1874
Enrollment:	21,657
Conf./Div.:	Mountain West/FBS
Ranking (AP/Coaches):	--/--
All-Time Record:	561-495-33
Bowl Appearances:	17 (6-11)
Head Coach:	Jay Norvell
Career Record:	21-20 (4th season)
at Nevada:	21-20 (4th season)
2019 Record:	8-6, 5-4

2020 SCHEDULE (PT)

10/24 WYOMING*	W, 37-24
10/31 at UNLV*	W, 37-19
11/5 UTAH STATE*	W, 34-9
11/14 vs. New Mexico*	3:30 p.m.
11/21 SAN DIEGO STATE*	12:30 p.m.
11/28 at Hawai'i*	8 p.m.
12/5 FRESNO STATE*	TBA
12/11 at San Jose State*	7 p.m.

STATISTICAL LEADERS

Passing			
Name	C-ATT-INT	YDS	TD
C. Strong	96-131-0	1181	9
N. Cox	1-2-0	10	0

Rushing				
NAME	ATT	YDS	AVG./G	TD
T. Taua	24	193	96.5	2
D. Lee	28	139	46.3	1
A. Morrow	10	82	27.3	1

Receiving				
NAME	NO.	YDS	AVG./C	TD
R. Doubs	26	473	18.2	5
C. Turner	15	257	17.1	2
J. Lockhart	16	157	9.8	1
M. Stovall	10	79	7.9	0

Defensive				
NAME	TKLS	TFL	FF/FR	INT
T. Williams	16	0	0	0
J. Claiborne	15	0	0	0
B. Robins	14	0	0	1
L. Hall	14	1.0	0	0
E. Johnson	12	0	0	0

NEW MEXICO LOBOS (0-2, 0-2 MW)	
Location:	Albuquerque, N.M.
Founded:	1889
Enrollment:	25,015
Conf./Div.:	Mountain West/FBS
Ranking (AP/Coaches):	-/-
All-Time Record:	n/a
Bowl Appearances:	n/a
Head Coach:	Danny Gonzales
Career Record:	0-2 (1st season)
at New Mexico:	0-2 (1st season)
2019 Record:	2-10, 0-8

2020 SCHEDULE (MT)

10/24 at Colorado State*	Canceled
10/31 at San Jose State*	L, 38-21
11/7 at Hawai'i*	L, 39-33
11/14 NEVADA*	4:30 p.m.
11/20 at Air Force*	6:30 p.m.
11/26 at Utah State*	TBA
12/5 WYOMING*	4:00 p.m.
12/12 FRESNO STATE*	TBA

STATISTICAL LEADERS

Passing			
Name	C-ATT-INT	YDS	TD
T. Tuioti	37-66-1	475	4
T. Hall	2-6-1	39	0

Rushing				
NAME	ATT	YDS	AVG./G	TD
T. Tuioti	19	140	70.0	1
B. Cole	22	136	68/0	0
N. Jones	13	101	96.0	1

Receiving				
NAME	NO.	YDS	AVG./C	TD
E. Logan-Greene	13	99	7.6	0
J. Kress	6	120	20.0	2
B. Carroll	6	74	12.3	0
A. Erickson	5	99	19.8	1

Defensive				
NAME	TKLS	TFL	FF/FR	INT
T. Combs	17	0	0	0
D. Sanders	13	0	0	0
J. Reed II	10	1.0	0	2
B. Shook	10	0	0	0
K. Miller	9	0	1	0

LAST TIME THEY MET

Carson Strong and Romeo Doubs posted then-career highs to help the Wolf Pack defeat New Mexico 21-10 on Nov. 2, 2019. Strong threw for 305 yards and two touch downs. Strong recorded his first 300-yard passing game of his career at Nevada. Doubs recorded 11 receptions for 167 and a touchdown.









Elijah Cooks contributed to the Pack offense, hauling in six catches for 74 yards and a touchdown. Sophomore Devonte Lee led Nevada in rushing, registering 68 yards.

On the defensive side, the Pack held the Lobos to 10 points thanks to a standout performance by defensive end Dom Peterson. Peterson recorded 2.0 sacks and 3.0 TFLs. His two sacks combined for a loss of 25 yards.



2020 NEVADA WOLF PACK FOOTBALL — GAME NOTES



	Date	Opponent	Time/Result	TV	Series	Att.	Length	Note
	10/24	WYOMING	W, 37-34	CBS Sports Network	WYO, 5-3	250	4:11	Carson Strong throws for 420 yards
	10/31	at UNLV	W, 37-19	FS1	NEV, 27-19	2000	3:19	Nevada defeats UNLV for Fremont Cannon
	11/5	UTAH ST.	W, 34-9	FS1	NEV, 19-7	250	3:27	Strong, Doubs connect for 3 TDs in first half
	11/14 vs. New Mexico		3:30 p.m.	FS2	NEV, 4-3-1	n/a	n/a	Pack has won 4 of the last 5
	11/21	SDSU	12:30 p.m.	CBS Sports Network	SDSU, 7-5	n/a	n/a	Pack upset No. 24 SDSU a year ago
	11/28	at Hawai'i	8 p.m.	TBA	NEV, 14-10	n/a	n/a	Pack won by 18 last time in Hawai'i
	12/5	FRESNO ST.	TBA	FS1 or FS2	FS, 29-22-1	n/a	n/a	Senior day celebration
	12/11	at SJSU	7 p.m.	CBS Sports Network	NEV, 22-9-2	n/a	n/a	Three-game win streak over SJSU

SERIES HISTORY

The Wolf Pack and Lobos meet for the ninth time in school history on Saturday. Nevada, which leads the series 4-3-1, is looking for its second-consecutive win over New Mexico. The Pack defeated New Mexico 21-10 in Reno last season. Nevada has won four of the five last meetings since 2011. Since the 2011 matchup, Nevada has out-scored New Mexico 162-93. The first game between the two teams was in 1941 in Albuquerque when the Lobos defeated Nevada 23-7.

PACK BEGINS SEASON 3-0

Saturday's 34-9 win over Utah State moved the Pack to 3-0 for the first time since its historic 2010 season. Nevada went on to finish the 2010 regular season 13-1 and ranked 13th in the country.

MW SPECIAL TEAMS PLAYER OF THE WEEK

Sophomore PK Brandon Talton earned his first Mountain West weekly award, and fourth of his career, Monday afternoon after he was named the conference's special teams player of the week. Talton helped pad the Wolf Pack lead towards the end of the game on Saturday vs. Utah State, scoring Nevada's last seven points, which included a PAT and his two made field goals. He was perfect all-around against Utah State, going 2-for-2 on field goal attempts and 4-for-4 on PATs. Talton connected on a 26-yard field goal and a season-long 36-yard field goal during the contest. Those two makes helped him remain perfect on the season, hitting 6-of-6. He is one of two placekickers in the MW, and one of 17 around the nation, to have not missed a field goal attempt this season. Talton has made 12 consecutive field goal attempts dating back to last season.

THE FORCE IS STRONG WITH THIS ONE

Sophomore quarterback Carson Strong had taken care of the football pretty well through his last few games of the 2019 season. Strong threw six interceptions in the first six games of his redshirt freshman season, but had just one in the last four. The last time Strong threw a pick was against a nationally ranked opponent as the Pack upset No. 24 San Diego State on the road. Since that interception, Strong has gone 282 pass attempts without a pick, which includes 193 completions and ranks first in the nation. Strong's streak is the second-longest in Mountain West history and trails only Fresno State's Derek Carr's 306 set in 2013.

Consecutive Pass Attempts Without an Interception

1. Carson Strong (Nevada) - 282
2. Tyrrell Pigrome (WKU) - 182
3. Jayden Daniels (Arizona State) - 180
4. Ian Book (Notre Dame) - 168
5. Dillon Gabriel (UCF) - 166

In addition to leading the country in pass attempts without a pick, Strong also remains near the top in several other categories. Strong ranks second in the country in passing yards per game, averaging 393.7 yards through three games. He also holds a fifth place ranking in total offense after averaging 368 yards per contest. Strong also ranks 17th in passing efficiency.

CAREER STARTS

Individual

Player	Starts	Consecutive
Austin Arnold (DB)	13	--
Nate Brown (OL)	29	29
JoJuan Claiborne (DB)	3	3
Kieran Clark (DB)	1	--
Elijah Cooks (WR)	19	--
Gray Davis (OL)	7	--
Jaden Dedman (DB)	1	--
Romeo Doubs (WR)	20	3
Nathan Edwards (OL)	10	--
Aaron Frost (OL)	18	16
Jacob Gardner	3	3
Lawson Hall (LB)	16	14
Sam Hammond (DE)	9	7
Daiyan Henley (LB)	1	1
Henry Ikaiahifo (TE)	4	--
Mar'Quette Jackson (DB)	2	--
Emany Johnson (DB)	6	--
AJ King (DB)	1	1
Crishaun Lappin (TE)	7	--
Jermaine Ledbetter (OL)	5	3
Devonte Lee (RB)	2	--
Jordan Lee (DB)	5	--
Justin Lockhart (WR)	3	3
Zak Mahannah (DT)	3	3
E.J. Muhammad (DB)	21	21
Tyler Orsini (OL)	7	3
Dom Peterson (DE)	25	8
Reagan Roberson (TE)	8	--
Berdale Robins (DB)	7	4
Melquan Stovall (WR)	3	1
Carson Strong (QB)	13	9
Christian Swint (DB)	1	--
Toa Taua (RB)	16	2
Kameron Toomer (DE)	9	3
Lamin Touray (LB)	2	--
Cole Turner (TE)	3	3
Tyson Williams (DB)	19	17



NEVADA WHEN ...

	2020 Season	Under Norvell
At home.....	2-0	13-7
On road.....	1-0	7-12
In overtime.....	1-0	2-1
Coming off a loss.....	0-0	10-9
Coming off a win.....	2-0	9-10
Coming off a bye.....	0-0	3-1
On grass field.....	1-0	2-2
On artificial surface.....	3-0	20-18
Playing a Top 25-ranked team.....	0-0	1-2
Playing during day.....	2-0	10-9
Playing at night.....	1-0	11-11
When on TV		
-Conference Networks.....	0-0	1-4
-CBS Sports.....	1-0	4-5
-ESPN networks.....	0-0	11-7
-AT&T SportsNet.....	0-0	2-4
Scoring first.....	2-0	11-9
Opponent scores first.....	1-0	10-11
Leading after first.....	2-0	11-3
Trailing after first.....	1-0	7-12
Tied after first.....	0-0	3-5
Leading at halftime.....	3-0	14-2
Trailing at halftime.....	0-0	5-17
Tied at halftime.....	0-0	2-1
Leading after third.....	3-0	16-1
Trailing after third.....	0-0	2-18
Tied after third.....	0-0	3-1
Leading in rushing yards.....	2-0	15-4
Opponent leads in rushing.....	1-0	6-16
Producing a 100-yard rusher.....	1-0	8-4
Producing two 100-yard rushers.....	0-0	0-0
Allowing a 100-yard rusher.....	0-0	4-9
Leading in passing yards.....	3-0	15-11
Opponents leads in passing.....	0-0	6-9
Producing a 300-yard passer.....	3-0	9-6
Allowing a 300-yard passer.....	0-0	2-5
Leading in total yards.....	3-0	16-6
Opponent leads in total yards.....	0-0	5-14
Forcing more turnovers.....	0-0	7-3
Opponent forces more turnovers.....	1-0	8-13
Tied in turnovers forced.....	2-0	6-4
Winning time of possession.....	0-0	10-8
Committing more penalties.....	1-0	9-5
Committing fewer penalties.....	2-0	12-12
Committing the same # of penalties.....	0-0	0-3
Game decided by 1-3 points.....	1-0	6-3
Game decided by 4-7 points.....	0-0	5-3
Game decided by more than 7 pts.....	2-0	10-14
Scoring 0-19 points.....	0-0	3-8
Scoring 20-29 points.....	0-0	5-8
Scoring 30-39 points.....	3-0	8-1
Scoring 40-plus points.....	0-0	5-3
Allowing 0-19 points.....	2-0	11-0
Allowing 20-29 points.....	0-0	6-1
Allowing 30-plus points.....	1-0	4-9
Allowing 40-plus points.....	0-0	0-10
Scoring a TD via defense/ST.....	0-0	4-0
Allowing a TD via defense/ST.....	0-0	1-7
Uniforms (Jersey/Pants)		
• Blue/Silver.....	0-0	9-4
• White/White.....	0-0	0-5
• White/Silver.....	1-0	6-8
• Silver/Silver.....	0-0	3-1
• Blue/Blue.....	2-0	2-1
• Blue/White.....	0-0	1-0
• Black/Black.....	0-0	0-1

DE-FENSE

The Wolf Pack defense has been excellent on third down through three games, like really excellent. Heading into Saturday's game, Nevada is leading the way in the Mountain West and is fourth nationally in third down defense, allowing opponents to convert on third down just 23.4 percent of the time. Part of why the Pack has been so good is evidenced by both its passing and rushing defense. Nevada allows 185.3 passing yards per game, which ranks in the top three in the MW and in the top 20 in the nation. When it comes to stopping the run, the Pack ranks in the top 30 nationally in rushing defense. Put those two together and you get the 14th-best total defense in the nation, giving up just 306.3 yards of total offense per game.

PACK ATTACK

Fueled by the strong play of quarterback Carson Strong and wideout Romeo Doubs, among others, Nevada's offense is off to a white-hot start to the 2020 season. It's still early in the year, but through three games, Nevada has improved its ranking in the Mountain West in scoring offense, rushing offense, passing offense and total offense.

Nevada's Offense in the Mountain West

Category	Stat	2019 Rank	Stat	2020 Rank
Scoring	21.3 ppg	11th	36.0 ppg	T-1st
Rushing	115.6 ypg	11th	114.7 ypg	10th
Passing	249.7 ypg	6th	397.0 ypg	1st
Total	365.3 ypg	10th	511.7 ypg	1st

STRONG STRETCH

Carson Strong opened his collegiate career by directing a stunning come-from-behind win over Purdue in the season opener of 2019. He battled an injury over the next few weeks and missed some time. But by the Pack's stretch run in November last year, Strong was fully healthy and that began a stretch of dominating play to close the 2019 season, a stretch that has continued into the start of 2020. In those last eight games, Strong has a 17-to-1 touchdown-to-interception rate and he has completed 68.9 percent of his pass attempts. He's also put up five consecutive 350-yard passing games, including three 400-yard efforts. During the 2020 season, Strong leads the Mountain West in passing TDs (9), passing yards (1,181), passing yards per game (393.7), completions per game (32) and points responsible for per game (18).

Carson Strong over the last calendar year (Nov. 1, 2019 - Nov. 5, 2020; Eight total games)

2019

Opp	Comp	Att	Yards	TD	Int.
New Mexico		28	40	305	2
San Diego State	19	26	147	1	1
Fresno State		20	31	154	3
UNLV	33	54	351	1	0
Ohio	31	49	402	1	0

2020

Opp	Comp	Att	Yards	TD	Int.
Wyoming		39	52	420	4
UNLV	21	27	350	2	0
Utah State		36	52	411	3
Total	227	331	2,540	17	1

DOUBS PACES THE NATION, MOUNTAIN WEST

Junior WR Romeo Doubs posted a career night against the Rebels on Oct. 31, hauling in seven receptions for a career-best 219 yards. Doubs averaged 31.2 yards per catch with a long of 65 yards. The Pack's victory over UNLV was his first 200-yard receiving game and sixth game registering 100 yards or more. Doubs broke onto the scene early in the game, tallying 189 first half receiving yards on five catches, also marking a career-high. Against Utah State on Thursday, Doubs tallied seven receptions for 137 yards and three TDs, becoming just the fourth Nevada player to record three touchdown receptions in a half in program history, and the first since 1994. Additionally, Doubs leads the nation in receiving yards per game (157.7). Through three games, Doubs ranks first in the Mountain West in receiving yards per game (157.7), receiving yards (473), receiving TDs (5) and receptions per game (8.7).



NEW KICK RETURNER IN TOWN

True freshman WR Jamaal Bell seems to have found himself a permanent spot as the Wolf Pack's primary kick returner after solid performances against Wyoming and UNLV. Bell, who made his collegiate debut against Wyoming on Oct. 24, returned six kicks for 116 yards, with a long return of 25 yards. Bell became the first Wolf Pack player to record over 100 return yards in a single game since 2017 when Dameon Baber totaled 139 interception return yards. It was the most return yards by a Nevada kick returner since Sept. 16, 2017 when senior Berdale Robins recorded 105 kick return yards against Idaho State. Bell nearly broke the back-to-back 100 return yards after an 85-yard performance on three kick returns against the Rebels. During the UNLV game, Bell returned a kickoff 50 yards in the first quarter, the longest kickoff return by a Nevada player since Daiyan Henley's 47-yard return vs. Air Force on Oct. 20, 2017. He currently ranks fifth in the conference and is in the top 30 nationally averaging 22.5 yards per kickoff return.

GAME OF FIRSTS

The Nevada Day Weekend showdown was a game of firsts for both the Pack and Allegiant Stadium. Brandon Talton's opening drive, 32-yard FG was the first collegiate points to be scored at Allegiant. Later in the first quarter, Devonte Lee's 1-yard rushing TD became the first collegiate TD at Allegiant. Sophomore WR Justin Lockhart recorded his first-career receiving touchdown to put the Pack up 24-12 going into halftime. Junior LB Lamin Touray had his first career sack in the third quarter. Redshirt freshman WR Charles Ross recorded his first career reception for 10 yards in the first quarter.

MW OFFENSIVE PLAYER OF THE WEEK

For the first time in his career, sophomore QB Carson Strong earned Mountain West Player of the Week honors on Oct. 26. Strong posted impressive offensive numbers against the Pack's season opener vs. Wyoming, completing 39-of-52 pass attempts for 420 yards and slinging four touchdown passes with zero interceptions. One of his four touchdown passes included the game-winning strike to junior Romeo Doubs in overtime. Strong's 39 completions, 420 passing yards and four passing touchdowns are all single game career-highs. His 39 completions in a single game also rank third in the country, trailing Mississippi State's K.J. Costello (43) and Temple's Anthony Russo (41).

Strong was dynamite from start to finish against the Cowboys going 7-for-7 for 68 yards on the Wolf Pack's opening drive, which resulted in a 26-yard touchdown pass to true freshman Tory Horton. Strong found six different receivers on that opening drive. He finished the first half completing 21-of-27 pass attempts for 253 yards and two touchdowns, which included a 50-yard strike to junior Cole Turner.

Strong also threw for over 400 yards in the Famous Idaho Potato Bowl in January, making him the first Nevada quarterback to throw for over 400 yards in back-to-back games since 2002 and the sixth player in MW history to do so.

THE FREMONT CANNON RETURNS HOME

The most anticipated matchup in the state of Nevada took place on Oct. 31 over Nevada Day Weekend, as Nevada defeated in-state rival UNLV 37-19 in Las Vegas. The Saturday night battle also marked the first college football game played at Allegiant Stadium. Kicker Brandon Talton's 32-yard FG in the game's opening drive tallied the first collegiate points scored at Allegiant. Devonte Lee registered the first collegiate touchdown at Allegiant on a 1-yard run in the first quarter. After Lee's touchdown, the Pack held the lead the remainder of the game. The Wolf Pack extends their 27-19 series edge over the Rebels. The first contest between the two programs in 1969 resulted in a 30-28 victory for the Pack at Mackay Stadium. The Fremont Cannon serves as one of the best awards in college football, as it is the biggest rivalry trophy in the country.

TRUE FRESHMEN SHINE IN COLLEGIATE DEBUT

Nevada saw eight true freshmen make their collegiate debuts during the season opener against Wyoming, one of whom got the call to start. Jacob Gardner, a 6-4, 300 pound offensive lineman out of Rancho Cucamonga, Calif., started at left tackle for the Wolf Pack in his collegiate debut. Gardner became the first Wolf Pack player to start at left tackle in Nevada's FBS history (since 1992).

There were two additional true freshmen on the offensive side of the ball to make an immediate impact on Saturday. Wide receiver Tory Horton scored a touchdown on his first collegiate reception, a 26-yard catch on the Wolf Pack's opening drive. Junior Romeo Doubs also scored on his first collegiate touch in 2018, an 80-yard punt return. Running back Avery Morrow also got in on the scoring action in his collegiate debut, scoring on an 18-yard rush in the third quarter.

Other true freshmen to see playing time on Saturday include WR Isaac Jernagin, WR Jamaal Bell, DB AJ King, LB Naki Mateialona and DB Micah Lilo.

MILESTONE GAMES

100-YARD RUSHERS (Att.-Yards)

Toa Taua

12-107 vs. Utah State.....Nov. 5, 2020

100-YARD RECEIVERS (Rec.-Yards)

Romeo Doubs (2x)

12-117 vs. WyomingOct. 24, 2020

7-137 vs. Utah State.....Nov. 5, 2020

Cole Turner

7-119 vs. WyomingOct. 24, 2020

200-YARD RECEIVERS (Rec.-Yards)

Romeo Doubs

6-211 at UNLVOct. 31, 2020

300-YARD PASSERS (Comp.-Att.-Yards)

Carson Strong

21-27-350 at UNLVOct. 31, 2020

400-YARD PASSERS (Comp.-Att.-Yards)

Carson Strong (2x)

39-52-420 vs. WyomingOct. 24, 2020

36-52-411 vs. Utah State.....Nov. 5, 2020

OVERTIME

Nevada is 8-7 all-time in its FBS history when it comes to overtime games. The school's history in overtime games includes being part of the first-ever overtime game in FBS (I-A) history – the 1995 Las Vegas Bowl.

Nevada's Overtime History (FBS)

Oct. 24, 2020 vs. Wyoming W, 37-34

Nov. 30, 2019 vs. UNLV..... L, 33-30

Dec. 29, 2018 vs. Arkansas State# W, 16-13

Sept. 2, 2016 vs. Cal Poly W, 30-27

Nov. 14, 2015 vs. San Jose State W, 37-34

Nov. 15, 2014 at Air Force L, 45-38

Oct. 4, 2013 vs. San Diego State..... L, 51-44

Oct. 20, 2012 vs. San Diego State..... L, 39-38

Oct. 6, 2012 vs. Wyoming W, 35-28

Nov. 26, 2010 vs. Boise State W, 34-31

Oct. 14, 2007 at Boise State..... L, 69-67 (4OT)

Dec. 24, 2005 vs. UCF* W, 49-48

Oct. 23, 2004 vs. Tulsa..... W, 54-48

Oct. 20, 2001 at Rice L, 33-30

Dec. 14, 1995 vs. Toledo^ L, 40-37

* -- Hawai'i Bowl; ^ -- Las Vegas Bowl;



MW PLAYERS OF THE WEEK

Listed below are the Mountain West Players of the Week, with Nevada players bolded.

Game 1

- **Offensive: Carson Strong, Nevada**
- Defensive: Caden McDonald, San Diego State
- Special Teams: John Hoyland, Wyoming

Game 2

- Offensive: Nick Starkel, San Jose State
- Defensive: Charles Hicks, Wyoming
- Special Teams: Avery Williams, Boise State

Game 3

- Offensive: Ronnie Rivers, Fresno State
- Defensive: Tre Jenkins, San Jose State
- **Special Teams: Brandon Talton, Nevada**

Game 4

- Offensive:
- Defensive:
- Special Teams:

Game 5

- Offensive:
- Defensive:
- Special Teams:

Game 6

- Offensive:
- Defensive:
- Special Teams:

Game 7

- Offensive:
- Defensive:
- Special Teams:

Game 8

- Offensive:
- Defensive:
- Special Teams:

PETERSON AND TALTON NAMED TO PRESEASON ALL-MOUNTAIN WEST TEAM

Junior defensive tackle Dom Peterson and sophomore placekicker Brandon Talton were selected to the Mountain West's Preseason All-Conference team, which was voted on by coaches at MW media days in Las Vegas.

Peterson was named first team All-MW in 2019 for the first time in his career after proving to be the Wolf Pack's most dominant defensive lineman last season. The then-sophomore ranked second in the conference and led Nevada with 15.0 tackles for loss, 14 of them being solo. Peterson also led the team and ranked second in the MW with nine sacks. He recorded at least one tackle for loss in all but one game in 2019 and had his best performance of the year in a 21-10 win over New Mexico, where he recorded four solo tackles, three for loss and two sacks. He was also named to the preseason All-MW first team by Athlon Sports and Phil Steele Magazine and earned a spot on the watch lists for the Outland Trophy, Bronko Nagurski Award and Chuck Bednarik Award.

Talton burst onto the scene in 2019 as he walked on to the Wolf Pack program as a true freshman and made his collegiate debut in historic fashion, drilling a 56-yard field goal to complete a comeback win over Purdue at Mackay Stadium. He began his rookie season making the first 13 field goal attempts of his career and finished the year hitting 21-of-25. He was named to the preseason All-MW first team by Athlon Sports and All-MW second team by Phil Steele Magazine. He was also named to the watch list for the Lou Groza Award.

TEAM CAPTAINS

Coach Norvell and the Wolf Pack selected four team captains prior to the start of the season to lead the squad into 2020. The four team captains are seniors Lawson Hall, Sam Hammond and Jermaine Ledbetter and sophomore Carson Strong. It marks the first such honor for all four student-athletes with Carson Strong earning the honor in just his sophomore season.

GIVE 'EM SOMETHING TO TALTON 'BOUT

Sophomore PK Brandon Talton became a household name with Wolf Pack fans after his first collegiate game in 2019 ended with a 56-yard, game-winning, walk-off field goal to beat Purdue. After that magical kick, Talton proved it wasn't just a fluke. He began his collegiate career by making his first 13 field goal attempts. He finished his true freshman season by garnering All-Mountain West second team honors and making 21-of-25 field goal attempts. His field goal percentage of 84 percent ranked fourth in the conference and was 26th nationally. He's already begun to make a splash in the Nevada record book as well. Through three games in 2020, Talton is a perfect 6-for-6, tying for first in the nation in field goal percentage.

CAREER KICK SCORING (at Nevada)

1. Marty Zendejas, 1984-87	385
2. Brett Jaekle, 2005-08	361
3. Tony Zendejas, 1981-83	300
4. Brent Zuzo, 2013-16	277
5. Damon Shea, 1995-97	274
6. Damon Fine, 2001-04	213
7. Fernando Serrano, 1977-79	193
8. Charlie Lee, 1972-75	175
9. Kevin McKelvie, 1989-90	158
10. Bob Corley, 1947-49	130
Mike Phillips, 1998-2000	130

Brandon Talton, 2019- 120

CAREER FIELD GOALS MADE (at Nevada)

1. Marty Zendejas, 1984-87	72 of 90
2. Tony Zendejas, 1981-83	70 of 86
3. Brett Jaekle, 2005-08	50 of 64
4. Damon Fine, 2001-04	50 of 75
5. Brent Zuzo, 2013-16	49 of 62
6. Damon Shea, 1995-96	41 of 52
7. Kevin McKelvie, 1989-90	33 of 42
8. Fernando Serrano, 1977-79	29 of 54
Charlie Lee, 1972-75	29 of 55

Brandon Talton, 2019- 27 of 31

EXPLOSIVE PLAYS

Explosive plays are defined as rushes of at least 15 yards and pass completions of at least 20 yards.

Date .. Game Result Explosive Plays

10/24.. Wyoming	W.....	7
10/31 ..at UNLV	W.....	12
11/5 Utah State.....	W.....	8
11/14.. vs. New Mexico ..	n/a.....	n/a
11/21 ..San Diego St.....	n/a.....	n/a
11/28..at Hawai'i.....	n/a.....	n/a
12/5 Fresno State	n/a.....	n/a
12/11 ..at San Jose St.....	n/a.....	n/a

TOTAL..... 19



DEPTH CHART NOTES (Full Depth: Pg. 11)

- Sophomore QB Carson Strong has not thrown an interception in 282 consecutive pass attempts, which leads the nation and is second-most in Mountain West history.
- The depth chart features five position changes from last season: Cole Turner (WR to TE), Daniel Grzesiak (TE to DE), Jack Powers (LB to DE), Daiyan Henley (DB to LB) and Amir Johnson (OL to DE).
- True freshman WR Jamaal Bell has solidified himself as the Pack's go-to kickoff returner and it's easy to see why. Bell is averaging 22.5 yards per kickoff return, which ranks fifth in the conference and is in the top 30 nationally.

SCHOLARSHIP ALERT

There were not as many scholarships to award as there typically has been in the past, but one member of the Wolf Pack did hear his name called during fall camp. Junior defensive tackle Amir Johnson, a native of Las Vegas, was offered a scholarship midway through the fall. Johnson, who switched from the offensive line to the defensive line in the middle of 2019, is projected to see more playing time this year as evidenced by him cracking the depth chart for game one.

RACKING UP RECEIVING YARDS

In the season opening win against Wyoming, Nevada had two post over 100 yards receiving in the game. Junior TE Cole Turner and junior WR Romeo Doubs both went over the century mark in the victory, becoming the first Nevada duo to record over 100 receiving yards in a single game since Kaleb Fossum and McLane Mannix did so in the season opener against Portland State in 2018.

WATCH OUT FOR BERDALE

Senior DB Berdale Robins is always lurking in the defensive backfield. Robins secured his fourth career interception against Wyoming, coming up clutch late in the fourth quarter to give the ball back to Nevada inside the Wyoming 20, which led to a Nevada field goal. Robins' four career interceptions leads all active Wolf Pack players.

DEGREES COMPLETED

A total of seven Nevada football student-athletes have already obtained a college degree prior to the start of the 2020 season.

Graduate	Bachelor's Degree	Master's Program
Nate Brown	Management	Higher Education
Gray Davis	Accounting	Accounting
Nathan Edwards	Finance	Business Administration
Lawson Hall	Finance	Business Administration
EJ Muhammad	Management & Marketing	Justice Management
Kameron Toomer	Management	Marketing
Morian Walker Jr.	Integrated Studies	Kinesiology

Additionally, as part of a Mountain West initiative this season, all student-athletes who have earned a degree will sport a new patch on their jersey with the MW logo and the word 'graduate' below.

VOICES OF THE PACK

For the 2020 season there will be no change to the voices of the Wolf Pack, as John Ramey and Mike Edwards return for year four behind the mic. Ramey will handle the play-by-play duties, while Edwards will serve as the broadcast's color analyst.

Ramey joined the Wolf Pack Radio Network after seven seasons with UCLA, calling baseball, men's and women's soccer and select men's and women's basketball games. Edwards, a Nevada Hall of Fame inductee in 2018, was a two-time first team All-Big West Conference performer as a member of the Union in the 1990s.

CAREER ACTIVE LEADERS

Offense

Rushing yards	
Toa Taua.....	1,872
Devonte Lee.....	634

Rushing attempts	
Toa Taua.....	398
Devonte Lee.....	139

Rushing touchdowns	
Devonte Lee.....	15
Toa Taua.....	14

Passing attempts	
Carson Strong.....	505
Hamish McClure.....	3

Passing completions	
Carson Strong.....	300
Hamish McClure.....	3

Passing yards	
Carson Strong.....	3,516
Hamish McClure.....	20

Passing touchdowns	
Carson Strong.....	20

Receiving yards	
Romeo Doubs.....	1,676
Elijah Cooks.....	1,321
Toa Taua.....	430
Cole Turner.....	257
Melquan Stovall.....	250

Receptions	
Romeo Doubs.....	112
Elijah Cooks.....	102
Toa Taua.....	60
Melquan Stovall.....	29

Receiving touchdowns	
Elijah Cooks.....	14
Romeo Doubs.....	10

Total offense	
Carson Strong.....	3,481
Toa Taua.....	2,009

All-purpose yards	
Toa Taua.....	2,293
Romeo Doubs.....	1,755
Elijah Cooks.....	1,361

Total points scored	
Brandon Talton.....	120
Elijah Cooks.....	92
Devonte Lee.....	90
Toa Taua.....	90

Total touchdowns accounted for	
Elijah Cooks.....	15
Devonte Lee.....	15
Toa Taua.....	15
Romeo Doubs.....	12



CAREER ACTIVE LEADERS

Defense/Special Teams

Kick returns

Daiyan Henley.....	25
Jamaal Bell.....	11
Berdale Robins.....	8
Toa Taua.....	7

Kick return yards

Daiyan Henley.....	562
Jamaal Bell.....	248
Berdale Robins.....	150
Toa Taua.....	143

Punt returns

Romeo Doubs.....	17
------------------	----

Punt return yards

Romeo Doubs.....	199
------------------	-----

Interceptions

Berdale Robins.....	4
Lawson Hall.....	2
Jordan Lee.....	1
Tyson Williams.....	1

Total Tackles

Lawson Hall.....	131
Tyson Williams.....	121
EJ Muhammad.....	99
Dom Peterson.....	96
Sam Hammond.....	63
Jordan Lee.....	47

Tackles for loss

Dom Peterson.....	28
Lawson Hall.....	8.5
Sam Hammond.....	7.5
Kameron Toomer.....	5.5
Jordan Lee.....	5.0

Sacks

Dom Peterson.....	13.0
Sam Hammond.....	3.5
Lawson Hall.....	2.5

Fumbles forced

Dom Peterson.....	3
EJ Muhammad.....	2

Fumbles recovered

Sam Hammond.....	3
Lawson Hall.....	1
Dom Peterson.....	1
EJ Muhammad.....	1
Berdale Robins.....	1

Pass breakups

Berdale Robins.....	15
Tyson Williams.....	11
EJ Muhammad.....	10

2020 Nevada Football Coaching Staff (game day locations)

Jay Norvell, head coach, 4th season (field)
 Matt Mumme, OC/QBs, 4th season (field)
 Brian Ward, DC/LBs, 1st season (press box)
 Freddie Banks, CBs, 1st season (field)
 Bill Best, OL, 1st season (field)
 Timmy Chang, TEs, 4th season (press box)
 Eric Scott, WRs, 4th season (field)
 Thomas Sheffield, Special Teams, 1st season (field)
 Jackie Shipp, DL, 2nd season (field)
 Vai Taua, RBs, 2nd season (field)
 Ronnie Wheat, Safeties, 1st season (field)
 Ben Putman, Graduate Assistant - offense (field)
 Gunnar White, Graduate Assistant - offense (press box)
 Jimbo Davis, Graduate Assistant - defense (field)
 Chance Alberswerth, Graduate Assistant - defense (press box)
 Riccardo Stewart, defensive analyst, 1st season (press box)
 Brett Bartolone, offensive analyst, 1st season (press box)

WINNING SEASONS

Nevada has posted winning seasons in nine out of its past 12 campaigns.

PROGRAM HISTORY

Nevada is in its 114th season of collegiate football, seeking win No. 562 in the program's strong history. The Wolf Pack sports an all-time record of 561-495-33 (.528). Since joining the FBS in 1992, Nevada is 185-161 overall and 121-86 in conference play.

NEVADA TABBED FOR SECOND PLACE FINISH IN WEST DIVISION

Back in July when the original 2020 football schedule was set to be played, the conference coaches voted Nevada to finish second in the Mountain West's West Division in the preseason All-MW poll. The Wolf Pack earned two first place votes and 100 points to grab the second spot. San Diego State's 19 first place votes put them at the top of the West, while Boise State earned 20 first place votes and was predicted to finish first in the Mountain Division. However, with the new format for the 2020 season, divisional play has been eliminated. The two teams with the highest winning percentage at the end of the eight-game schedule, will face off in the MW Championship game.

West Division

1..... San Diego State (19).....	122
2. Nevada (2).....	100
3..... Hawai'i.....	74
4..... Fresno State.....	73
5..... San José State.....	43
6..... UNLV.....	29

Mountain Division

1..... Boise State (20).....	125
2..... Wyoming (1).....	90
3..... Air Force.....	86
4..... Utah State.....	60
5..... Colorado State.....	59
6..... New Mexico.....	21

WOLF PACK RADIO COVERS THE SILVER STATE

The Wolf Pack Radio Network has additional affiliates throughout the state with a 60 minute football pre-game show this season. Fans can also tune in for free by downloading the TuneIn app. The show will break down the day's game, featuring interviews with Norvell, Wolf Pack players and analysis of the Wolf Pack's opponents. Nevada play-by-play voice John Ramey will host the pre-game show and will be joined by analyst Mike Edwards.

Wolf Pack radio can be heard on the following stations:

- Reno - KPLY, 630 AM
- Reno - KUUB, 94.5 FM
- Carson City - KUUB, 94.3 FM
- Elko - KEAU, 104.7 FM
- Las Vegas - KXST, 1140 AM
- Winnemucca - KHYX, 102.7 FM
- TuneIn App



2020 NEVADA WOLF PACK FOOTBALL — DEPTH CHART



Offense					
Pos.	#	Name	Ht.	Wt.	Class
LT	75	Jacob Gardner	6-4	300	Fr.
	79	Moses Landis	6-3	305	Jr.
LG	54	Jermaine Ledbetter	6-3	320	Sr.
	67	Gray Davis	6-4	300	Jr.
C	55	Tyler Orsini	6-2	295	Sr.
	70	Nathan Edwards	6-4	300	Sr.
RG	76	Nate Brown	6-4	300	Sr.
	56	Zac Welch	6-4	300	RS-Fr.
RT	65	Aaron Frost	6-5	310	Jr.
	52	Cole Watts	6-6	310	RS-Fr.
WR-X	17	Justin Lockhart	6-2	200	So.
	20	Tory Horton	6-2	175	Fr.
WR-H	1	Melquan Stovall	5-9	185	So.
	3	Jamaal Bell	5-10	170	Fr.
	5	Isaac Jernagin	5-10	175	Fr.
TE-Y	19	Cole Turner	6-6	240	Jr.
	-or- 31	Reagan Roberson	6-1	245	Sr.
-or-	15	Henry Ikahihifo	6-1	240	So.
WR-Z	7	Romeo Doubs	6-2	200	Jr.
	81	Charles Ross	6-1	170	RS-Fr.
RB	35	Toa Taua	5-9	210	Jr.
	-or- 2	Devonte Lee	5-9	235	Jr.
	25	Avery Morrow	5-11	215	Fr.
QB	12	Carson Strong	6-4	215	So.
	16	Nate Cox	6-9	225	Jr.
	14	Jake Barlage	6-1	200	So.

Defense					
Pos.	#	Name	Ht.	Wt.	Class
DE	98	Sam Hammond	6-5	265	Sr.
	44	Daniel Grzesiak	6-1	240	So.
DT	99	Dom Peterson	6-0	285	Jr.
	92	Amir Johnson	6-2	275	Jr.
NT	53	Zak Mahannah	6-2	265	Sr.
	73	Christopher Love	6-3	295	So.
DE	7	Kameron Toomer	6-3	260	Sr.
	23	Jack Powers	6-2	235	So.
MIKE	30	Lawson Hall	6-0	235	Sr.
	34	Josiah Bradley	6-1	220	So.
	36	Naki Mateialona	6-1	220	Fr.
WILL	10	Lamin Touray	6-0	235	Jr.
	11	Daiyan Henley	6-1	220	Jr.
	45	Trevor Price	5-10	215	Jr.
NICKEL	4	EJ Muhammad	5-11	195	Sr.
	13	Jordan Lee	5-11	205	Jr.
CB	1	Berdale Robins	5-9	170	Sr.
	-or- 15	Jaden Dedman	5-9	175	So.
SAF	38	Christian Swint	5-11	195	Jr.
	33	JoJuan Claiborne	5-11	185	Jr.
SAF	6	Tyson Williams	5-9	200	Jr.
	22	Jayce Godley	5-11	200	So.
	5	Emany Johnson	6-2	205	So.
CB	25	AJ King	6-1	185	Fr.
	-or- 19	Kieran Clark	5-11	190	RS-Fr.

Specialists					
Pos.	#	Name	Ht.	Wt.	Class
PK	43	Brandon Talton	5-9	180	So.
	48	Matt Freem	6-0	175	Jr.
KO	49	Julian Diaz	6-1	215	Sr.
	48	Matt Freem	6-0	175	Jr.
P	49	Julian Diaz	6-1	215	Sr.
KR	3	Jamaal Bell	5-10	170	Fr.
	1	Melquan Stovall	5-8	185	Fr.
PR	7	Romeo Doubs	6-2	200	Jr.
	-or- 81	Charles Ross	6-1	170	RS-Fr.
LS/SS	85	Austin Ortega	5-8	200	So.
-or-	88	Nick Barcelos	5-11	200	Fr.
H	49	Julian Diaz	6-1	215	Sr.



2020 NEVADA WOLF PACK FOOTBALL — NUMERICAL ROSTER



No.	Name	Pos.	Ht.	Wt.	Yr.	Exp.	Hometown (Previous School)
1	Berdale Robins	DB	5-9	170	Sr.	3V	Los Angeles, Calif. (Los Angeles HS)
1	Melquan Stovall	WR	5-9	185	So.	1V	Palmdale, Calif. (Junipero Serra HS)
2	Devonte Lee	RB	5-9	235	Jr.	2V	Oklahoma City, Okla. (John Marshall HS)
3	Jamaal Bell	WR	5-10	170	Fr.	HS	Lancaster, Calif. (Antelope Valley HS)
4	Elijah Cooks	WR	6-4	215	Sr.	3V	Atascadero, Calif. (Atascadero HS)
4	E.J. Muhammad	DB	5-11	195	Sr.	3V	DeSoto, Texas (DeSoto HS)
5	Isaac Jernagin	WR	5-10	175	Fr.	HS	Bakersfield, Calif. (Bakersfield HS)
5	Emany Johnson	DB	6-2	205	So.	1V	Hercules, Calif. (Hercules HS)
6	Hamish McClure	QB	5-11	185	So.	SQ	Encino, Calif. (Sacramento State)
6	Tyson Williams	DB	5-9	200	Jr.	2V	Dothan, Ala. (Dothan HS)
7	Romeo Doubs	WR	6-2	200	Jr.	2V	Los Angeles, Calif. (Jefferson HS)
7	Kameron Toomer	DE	6-3	260	Sr.	2V	Las Vegas, Nev. (Palo Verde HS)
9	Zeke Robbins	DB	5-11	180	Jr.	TR	Chandler, Ariz. (Butler CC)
10	Lamin Touray	LB	6-0	235	Jr.	1V	Mission Hills, Calif. (Bishop Alemany HS)
11	Daiyan Henley	DB	6-1	220	Jr.	3V	Los Angeles, Calif. (Crenshaw HS)
12	Carson Strong	QB	6-4	215	So.	1V	Vacaville, Calif. (Wood HS)
12	Kacee Williams	DB	6-2	175	RS-Fr	RS	Keller, Texas (Central HS)
13	Jordan Lee	DB	5-11	205	Jr.	2V	Las Vegas, Nev. (Bishop Gorman HS)
13	Carson Walters	WR	5-11	185	So.	RS	Lincoln, Neb. (Nebraska-Kearney)
14	Jake Barlage	QB	6-1	200	So.	TR	Moreno Valley, Calif. (Riverside City College)
14	Mar'Quette Jackson	DB	5-11	200	Sr.	1V	Los Angeles, Calif. (Dorsey HS)
15	Jaden Dedman	DB	5-9	175	So.	1V	Rancho Cucamonga, Calif. (Upland HS)
15	Henry Ikahihifo	TE	6-1	240	So.	1V	Lancaster, Calif. (Paraclete HS)
16	Nate Cox	QB	6-9	225	Jr.	TR	Lafayette, La. (Garden City CC)
16	Maurice Wilmer	DT	6-0	235	RS-Fr	RS	Mountain View, Calif. (St. Francis HS)
17	Crishaun Lappin	DT	6-0	250	Jr.	2V	Las Vegas, Nev. (Liberty HS)
17	Justin Lockhart	WR	6-2	200	So.	1V	Palmdale, Calif. (Junipero Serra HS)
18	Jonah Chong	QB	6-0	170	Fr.	HS	Honolulu, Hawaii ('Iolani School)
18	Matthew Killam	PK	5-10	170	Fr.	HS	San Diego, Calif. (Scripps Ranch HS)
19	Kieran Clark	DB	5-11	190	RS-Fr	RS	Peoria, Ariz. (Centennial HS)
19	Cole Turner	TE	6-6	240	Jr.	2V	Clackamas, Ore. (Clackamas HS)
20	Tory Horton	WR	6-2	175	Fr.	HS	Fresno, Calif. (Washington HS)
22	Jayce Godley	DB	5-11	200	So.	1V	Arlington, Texas (Arlington-Martin HS)
22	Quinten Graves-Mercado	WR	6-1	160	Sr.	HS	El Dorado Hills, Calif. (Oak Ridge HS)
23	Christian Feist	RB	5-9	180	Sr.	HS	San Jose, Calif. (Valley Christian HS)
23	Jack Powers	DE	6-2	235	So.	SQ	Granite Bay, Calif. (Granite Bay HS)
24	Micah Camat	DB	6-1	175	Fr.	HS	Honolulu, Hawaii ('Iolani School)
24	Morian Walker Jr.	RB	6-0	205	Sr.	TR	San Jose, Calif. (Utah State)
25	AJ King	DB	6-1	185	Fr.	HS	Los Angeles, Calif. (Locks College Prep Academy)
25	Avery Morrow	RB	5-11	215	Fr.	HS	Seattle, Wash. (Garfield HS)
26	Avery Carrington	DB	6-2	215	RS-Fr	RS	Chandler, Ariz. (Chandler HS)
26	Terrell Johnson	RB	6-1	215	Jr.	RS	Ewa Beach, Hawai'i (Southwestern College)
28	Austin Arnold	DB	5-10	190	Sr.	2V	Las Vegas, Nev. (Bishop Gorman HS)
29	Devin Gunter	DB	6-0	175	Fr.	HS	Missouri City, Texas (Ridge Point HS)
30	Lawson Hall	LB	6-0	235	Sr.	3V	Harbor City, Calif. (Narbonne HS)
31	Mikael Bradford	DB	5-10	175	Jr.	RS	Compton, Calif. (Minot State)
31	Reagan Roberson	TE	6-1	245	Sr.	3V	Gardnerville, Nev. (Douglas HS)
32	Wesley Kommer	RB	5-9	190	Fr.	HS	Springfield, Ore. (Thurston HS)
32	Giovanni Miranda	DE	6-3	235	So.	1V	Scottsdale, Ariz. (Saguaro HS)
33	JoJuan Claiborne	DB	5-11	185	Jr.	2V	Las Vegas, Nev. (Bishop Gorman HS)
34	Josiah Bradley	LB	6-1	220	So.	SQ	Scottsdale, Ariz. (Saguaro HS)
35	Tyriq Mack	DB	5-11	190	Jr.	TR	Brentwood, Calif. (City College of San Francisco)
35	Toa Taua	RB	5-9	210	Jr.	2V	Lompoc, Calif. (Lompoc HS)
36	Naki Mateialona	LB	6-1	220	Fr.	HS	Compton, Calif. (Dominguez HS)
37	Marquese Allen-Patmon	DB	6-1	195	Fr.	HS	San Diego, Calif. (Lincoln HS)
38	Christian Swint	DB	5-11	195	Jr.	1V	Compton, Calif. (Riverside City College)
39	Micah Lilo	DB	6-0	190	Fr.	HS	Honolulu, Hawaii (Kamehameha Schools Kapalama)
40	Charlie Pollock	P	6-1	250	Fr.	HS	Marietta, Ga. (Walton HS)
42	Davion Blackwell	LB	6-1	220	Fr.	HS	Folsom, Calif. (Folsom HS)
43	Brandon Talton	PK	5-9	180	So.	1V	Vacaville, Calif. (Vacaville HS)
44	Daniel Grzesiak	DE	6-1	240	So.	1V	Los Angeles, Calif. (Crenshaw HS)
45	Trevor Price	LB	5-10	215	Jr.	1V	Round Rock, Texas (Cedar Ridge HS)
46	Eric Fellenzer	P	6-5	230	So.	SQ	Laguna Niguel, Calif. (Dana Hills HS)
48	Matt Freem	PK	6-0	175	Jr.	TR	Lake Forest, Calif. (Saddleback College)
49	Julian Diaz	PK	6-1	215	Sr.	1V	Lincoln, Calif. (American River College)
50	Erick Kroll	LB	6-1	235	Jr.	SQ	Fresno, Calif. (Ventura College)
52	Cole Watts	OL	6-6	310	RS-Fr	RS	Orem, Utah (Orem HS)
53	Zak Mahannah	DT	6-2	265	Sr.	1V	Reno, Nev. (American River College)
54	Jermaine Ledbetter	OL	6-3	320	Sr.	2V	St. Petersburg, Fla. (Coffeyville CC)
55	Tyler Orsini	OL	6-2	295	Sr.	1V	Ventura, Calif. (Ventura College)
56	Adam Weynand	LB	6-2	220	Fr.	HS	Bogart, Ga. (North Oconee HS)



2020 NEVADA WOLF PACK FOOTBALL — NUMERICAL ROSTER & PRONUNCIATION GUIDE



56.....	Zac Welch.....	OL.....	6-4.....	300.....	RS-Fr.....	RS.....	El Dorado Hills, Calif. (Oak Ridge HS)
57.....	Jaden Lewis.....	DE.....	6-4.....	280.....	Jr.....	1V.....	Berkeley, Calif. (Berkeley HS)
59.....	Peter Montini.....	LB.....	6-0.....	225.....	Fr.....	HS.....	Pleasanton, Calif. (Foothill HS)
60.....	Donovan Carter.....	OL.....	5-11.....	290.....	RS-Fr.....	RS.....	Lancaster, Calif. (Paraclete HS)
61.....	Drew Cannon.....	OL.....	6-4.....	300.....	Jr.....	TR.....	Orlando, Fla. (Tyler Junior College)
62.....	Frank Poso.....	OL.....	6-5.....	335.....	Fr.....	HS.....	San Jose, Calif. (Branham HS)
63.....	RJ Taylor.....	OL.....	6-3.....	305.....	Fr.....	HS.....	Yucaipa, Calif. (Yucaipa HS)
64.....	Blake Baughman.....	OL.....	6-4.....	285.....	RS-Fr.....	RS.....	Auburn, Calif. (Placer HS)
65.....	Aaron Frost.....	OL.....	6-5.....	310.....	Jr.....	2V.....	Long Beach, Calif. (Long Beach Poly HS)
66.....	Thomas Witte.....	DT.....	6-2.....	240.....	Fr.....	HS.....	Anchorage, Alaska (West HS)
67.....	Gray Davis.....	OL.....	6-4.....	300.....	Jr.....	2V.....	Dallas, Texas (Parish Episcopal HS)
69.....	Trey Price.....	OL.....	6-6.....	300.....	Jr.....	1V.....	Woodland, Calif. (American River College)
70.....	Nathan Edwards.....	OL.....	6-4.....	300.....	Sr.....	2V.....	Reno, Nev. (Galena HS)
71.....	Grant Starck.....	OL.....	6-5.....	300.....	Fr.....	HS.....	Springfield, Ore. (Thurston HS)
73.....	Christopher Love.....	DT.....	6-3.....	295.....	So.....	SQ.....	Encino, Calif. (Crespi Carmelite HS)
75.....	Jacob Gardner.....	OL.....	6-4.....	300.....	Fr.....	HS.....	Rancho Cucamonga, Calif. (Los Osos HS)
76.....	Nate Brown.....	OL.....	6-4.....	300.....	Sr.....	3V.....	Tracy, Calif. (Tracy HS)
77.....	Trey Hamilton.....	OL.....	6-5.....	295.....	So.....	SQ.....	Reno, Nev. (Reno HS)
79.....	Moses Landis.....	OL.....	6-3.....	305.....	Jr.....	SQ.....	Sacramento, Calif. (American River College)
81.....	Charles Ross.....	WR.....	6-1.....	170.....	RS-Fr.....	RS.....	Culver City, Calif. (Culver City HS)
83.....	Aaron Smith.....	WR.....	6-0.....	195.....	Fr.....	HS.....	Corona, Calif. (Centennial HS)
84.....	Jeremiah Gradowitz.....	WR.....	5-9.....	165.....	Fr.....	HS.....	Bakersfield, Calif. (Stockdale HS)
85.....	Austin Ortega.....	LS.....	5-8.....	200.....	So.....	1V.....	San Antonio, Texas (Reagan HS)
87.....	Will Barnard.....	WR.....	6-0.....	180.....	So.....	RS.....	Reno, Nev. (Wayne State)
88.....	Nick Barcelos.....	LS.....	5-11.....	220.....	Fr.....	HS.....	Foothill Ranch, Calif. (Santa Margarita Catholic)
89.....	Jack Bolduc.....	DE.....	6-4.....	250.....	So.....	SQ.....	Santa Ana, Calif. (Junipero Serra HS)
91.....	Adam Lopez.....	DT.....	6-3.....	330.....	Sr.....	1V.....	Sacramento, Calif. (American River College)
92.....	Amir Johnson.....	DT.....	6-2.....	275.....	Jr.....	1V.....	Las Vegas, Nev. (Bishop Gorman HS)
93.....	Curtis Bonam.....	DT.....	5-11.....	250.....	RS-Fr.....	RS.....	Los Angeles, Calif. (Cathedral HS)
95.....	Tristan Nichols.....	DE.....	6-4.....	245.....	Sr.....	1V.....	Kihei, Hawai`i (Arizona Western)
96.....	Teivis Tuioti.....	DT.....	6-3.....	265.....	Fr.....	HS.....	Lincoln, Neb. (Southeast HS)
97.....	Aaron Overton Jr.....	DT.....	6-3.....	290.....	Fr.....	HS.....	Dallas, Texas (Parish Episcopal HS)
98.....	Sam Hammond.....	DE.....	6-5.....	265.....	Sr.....	3V.....	Yerington, Nev. (Yerington HS)
99.....	Dom Peterson.....	DT.....	6-0.....	285.....	Jr.....	2V.....	Harbor City, Calif. (Narbonne HS)

Pronunciation Guide

Jake Barlage.....BAR-ledge
Will Barnard.....BAR-nard
Blake Baughman.....BAWK-man
Jack Bolduc.....Bull-DUKE
Curtis Bonam.....Bonn-um
Micah Camat.....Cuh-MOTT
JoJuan Clairborne.....JOE-ju-wahn
Kieran Clark.....KEER-en
Julian Diaz.....JEW-lee-uhn
Romeo Doubs.....Row-ME-oh Dubs
Jeshua Fixel.....Jesh-you-uh
James Fotofili.....Pho-tow-fee-lee
Breyton Garcia.....BRAY-luhn
Daniel Grzesiak.....GREE-zjee-ack
Daiyan Henley.....day-YAWN
Henry Ikahihifo.....ee-kuh-hee-HEE-foh
Mar'Quette Jackson.....Mar-KWETT
Isaac Jernagin.....Jern-uh-gin (hard g)
Emany Johnson.....Ee-MAHN-ee
Crishaun Lappin.....Kruh-shawn LAP-in

Devonte Lee.....Duh-VOHN-tay
Micah Lilo.....MIKE-uh LEE-lo
Tyriq Mack.....ty-REEK
Zak Mahannah.....Muh-HAHN-uh
Naki Mateialona.....NAH-kee mah-tee-uh-LOH-nuh
Hamish McClure.....HAY-mich
Jay Norvell.....Nor-VELL
Reagan Roberson.....RAY-gun ROBE-er-son
Melquan Stovall.....MEL-quan STOHand-vahl
Toa Taua.....Toe-uh TOW-uh (rhymes with POW-uh)
Lamin Touray.....LAH-men TO-ray
Wesley Kommer.....KOMM-err
Adam Weyand.....WAY-und
Thomas Witte.....Witty
Teivis Tuioti.....TAY-vis too-ee-OH-tee

NEVADA.....Nev-AD-a
MACKAY Stadium.....MACK-key



2020 NEVADA WOLF PACK FOOTBALL — GAME NOTES



THE LAST TIME IT HAPPENED...

Team

	NEVADA	Opponent
Scored more than 60 points.....	72 vs. Portland State, 8-31-18.....	Oregon (77) 9-7-19
Scored 50-59 points.....	59 vs. San Jose State, 11-11-17.....	Hawai'i (54), 9-28-19
Scored 40-49 points.....	41, vs. San José State, 10-12-19.....	Vanderbilt (41), 9-8-18
Rushed for 200-299 yards.....	254, at Fresno State, 11-23-19.....	Ohio (285), 1-3-20
Rushed for 300-399 yards.....	318 at UNLV, 11-26-16.....	Utah State (396), 11-19-16
Rushed for 400 or more yards.....	408 vs. UNLV, 11-29-14.....	Air Force (550), 10-20-17
Passed for 300-399 yards.....	350 vs. UNLV, 10-31-20	Hawai'i (373), 9-28-19
Passed for 400-499 yards.....	421 vs. Utah State, 11-5-20	San José State (405), 10-12-19
Passed for 500 or more yards.....	508 at Colorado State, 10-14-17.....	Hawai'i (512), 9-28-19
Had 500-599 yards of total offense.....	542 vs. Utah State, 11-5-20	Purdue (519), 8-30-19
Had 600-699 yards of total offense.....	636 vs. Colorado State, 11-10-18.....	Oregon (623), 9-7-19
Had 700+ yards of total offense.....	844 vs. Idaho, 11-6-10 (school record).....	San Jose State (849), 11-10-01
Recorded a safety.....	vs. San Diego State, 10-27-18.....	Utah State, 11-5-20
Recorded a shutout.....	37-0 vs. UNLV, 10-8-11.....	Notre Dame, 35-0, 9-5-09
Nevada beat a ranked team.....	17-13 at No. 24 San Diego State, 11-09-19.....	n/a
Nevada played a ranked team.....	at No. 16/18 Oregon, 9-7-19.....	n/a
Nevada had a sellout.....	vs. UNLV, 10-26-13.....	n/a

Individual

	NEVADA	Opponent
Returned a kickoff for a TD.....	Elijah Mitchell (96) vs. Colorado State, 12-29-15.....	S. Scarver (100), Utah State, 10-19-19
Returned a punt for a TD.....	Romeo Doubs (80) vs. Portland State, 8-31-18.....	R. Penny (70), San Diego State, 11-18-17
Returned an interception for a TD.....	Austin Arnold (40) vs. San José State, 10-12-19.....	T. Horton (99), Boise State, 10-13-18
Returned a fumble for a TD.....	Malik Reed (48) vs. Oregon State, 9-15-18.....	B. Breeze (11), Oregon, 9-7-19
Blocked an extra point attempt.....	Asauni Rufus vs. San Diego State, 11-12-16.....	Dedrick Simpson, UTEP, 9-21-19
.....	Gabriel Sewell vs. San Diego State, 11-12-16.....	
Blocked a field goal.....	Ahki Muhammad vs. SJSU, 11-14-15.....	K. Bartlett, Portland State, 8-31-18
Blocked a punt.....	Sam Hammond vs. Portland State, 8-31-18.....	J. Aufafa, Hawai'i, 9-28-19
Rushed for three or more TDs.....	Toa Taua (3) at Toledo, 9-22-18.....	B. Hill (3), Wyoming, 10-22-16
Two players rushed for 100 yards.....	Don Jackson (140), James Butler (122).....	T. McVey (139) and R. Cleveland (118), at Fresno State, 11-5-15.....
.....		Air Force, 10-20-17
Rushed for 100-199 yards.....	Toa Taua (107) vs. Utah State, 11-5-20	C. Williams (138), UNLV, 11-3-19
Rushed for 200 or more yards.....	Kelton Moore (216) vs. Hawai'i, 10-7-17.....	X. Halladay (206), Wyoming, 10-26-19
Completed 20-29 passes.....	Carson Strong (21) at UNLV, 10-31-20	M. Gilliam (27), UNLV, 10-31-20
Completed 30-39 passes.....	Carson Strong (36) vs. Utah State, 11-5-20	E. Sindelar (34), Purdue, 8-30-19
Completed 40 or more passes.....	Mike Maxwell (41) vs. UNLV, 10-28-95.....	*
Passed for three TDs.....	Carson Strong vs. Utah State, 11-5-20	K. Oblad, UNLV, 11-30-19
Passed for four TDs.....	Carson Strong vs. Wyoming, 10-24-20	C. McDonald, Hawai'i, 9-28-19
Passed for five or more TDs.....	Colin Kaepernick (5) vs. Idaho, 11-6-10.....	J. Herbert (5), Oregon 9-7-19
Passed for 300-399 yards.....	Carson Strong (350) vs. UNLV, 10-31-20	C. McDonald (312), Hawai'i, 9-28-19
Passed for 400 or more yards.....	Carson Strong (411) vs. Utah State, 11-5-20	J. Love (405), San José State, 10-12-19
Scored three TDs.....	Romeo Doubs vs. Utah State, 11-5-20	C. Byrd II, Hawai'i, 9-28-19
Scored four or more TDs.....	James Butler (4) at UNLV, 11-26-16.....	R. Penny (4), San Diego State, 11-18-17
Made a two-point conversion.....	Elijah Cooks (pass) vs. Colorado State, 11-10-18.....	L. Williams, Wyoming, 10-24-20
Caught 10 or more passes.....	Romeo Doubs (12) vs. Wyoming, 10-24-20	R. Moore (11), Purdue, 8-30-19
Two players w/100 yards receiving.....	Romeo Doubs (117), Cole Turner (119)	I. Hodgins (200), T. Hernandez (116), vs. Wyoming, 10-24-20
.....		Oregon State, 9-15-18
Had 100-199 yards receiving.....	Romeo Doubs (137) vs. Utah State, 11-5-20	I. Neyor (102), Wyoming, 10-24-20
Had 200-299 yards receiving.....	Romeo Doubs (219) at UNLV, 10-31-20	I. Hodgins (200), Oregon State, 9-15-18
Had 300 or more yards receiving.....	Nate Burluson (326) at San Jose State, 11-10-01.....	*
Had three or more receiving TDs.....	Romeo Doubs (3) vs. Utah State, 11-5-20	C. Byrd II (3), Hawai'i, 9-28-19
Kicked three FGs.....	Brandon Talton at UNLV, 10-31-20	L. Zervos, Ohio, 1-3-20
Kicked four FGs.....	Brandon Talton vs. Weber State, 9-14-19.....	J. Hoyland (4), Wyoming, 10-24-20
Kicked five or more FGs.....	Damon Fine (5) vs. Rice, 10-21-01.....	*
Kicked a FG of 50 yards or longer.....	Brandon Talton (51) vs. Ohio, 1-3-20.....	E. Pantels (53), UNLV, 11-25-17
Kicked a 70-79-yard punt.....	Julian Diaz (76) vs. Wyoming, 10-24-20	W. Prather (72), San Jose State, 10-21-06
Intercepted two passes.....	Daniel Brown vs. Purdue, 8-30-19.....	J. White, UNLV, 11-24-18
Intercepted three or more passes.....	Dameon Baber (3) vs. San Jose State, 11-11-17.....	W. Derting (3), Washington State, 8-31-02
Recorded 100 or more return yards.....	Jamaal Bell (116) vs. Wyoming, 10-24-20	S. Scarver (119), Utah State, 10-19-19

* – Has not happened since Nevada joined the NCAA Football Bowl Subdivision (I-A) in 1992.

Bold indicates current season

12



CARSON STRONG

QUARTERBACK // SOPHOMORE // 6-4 // 215
Vacaville, Calif. (Wood HS)

NOTES

- Streak of 282 consecutive pass attempts without an INT leads the nation, second all-time in MW history
- Leads the MW in passing yards, passing yards per game (second nationally) and passing TDs
- His completion percentage of 73.3 percent is second in the MW and seventh in the nation
- Has thrown for over 350 yards in five consecutive games dating back to last season

CAREER STATS

PASSING										RUSHING									
g	cmp	att	int	yards	td	long	pct	avg/p	avg/g	effic	g	att	yards	td	long	avg/c	avg/g		
2018	1	0	0	0	0	0	0.0	0.0	0.0	0.0	2018	1	1	4	0	4	4.0	4.0	
2019	10	237	374	7	2335	11	57	63.4	6.2	233.5	121.8	2019	10	54	-6	0	18	-0.1	-0.6
2020	3	96	131	0	1181	9	65	73.3	9.0	393.7	171.7	2020	3	12	-77	0	3	-6.4	-25.7
TOTAL	14	333	505	7	3516	20	65	65.9	7.0	251.1	134.7	TOTAL	14	67	-79	0	18	-1.2	-5.6

2020 GAME BY GAME

Date	Opponent	Rushing				Receiving				Passing				Kick Returns				Punt Returns				all purp		
		no.	yds	td	lg	no.	yds	td	lg	cmp	att	int	yds	td	lg	no.	yds	td	lg	no.	yds		td	lg
Oct 24	WYOMING	3	-26	0	0	0	0	0	0	39	52	0	420	4	50	0	0	0	0	0	0	0	0	-26
Oct 31	at UNLV	5	-18	0	3	0	0	0	0	21	27	0	350	2	65	0	0	0	0	0	0	0	0	-18
Nov 05	UTAH STATE	4	-33	0	0	0	0	0	0	36	52	0	411	3	54	0	0	0	0	0	0	0	0	-33
Totals		12	-77	0	3	0	0	0	0	96	131	0	1181	9	65	0	0	0	0	0	0	0	0	-77

2020 SINGLE GAME SEASON HIGHS

Pass attempts: 52, Utah State (11/5/20); Wyoming (10/24/20)
 Pass completions: 39, Wyoming (10/24/20)
 Passing yards: 420, Wyoming (10/24/20)
 Passing TDs: 4, Wyoming (10/24/20)
 Long pass: 65, at UNLV (10/31/20)
 Rush attempts: 5, at UNLV (10/31/20)
 Rush yards: n/a
 Long rush: 3, at UNLV (10/31/20)

SINGLE GAME CAREER HIGHS

Pass attempts: 54, UNLV (11/30/19)
 Pass completions: 39, Wyoming (10/24/20)
 Passing yards: 420, Wyoming (10/24/20)
 Passing TDs: 4, Wyoming (10/24/20)
 Long pass: 65, at UNLV (10/31/20)
 Rush attempts: 8, at Fresno State (11/23/19)
 Rush yards: 34, Purdue (8/30/19)
 Long rush: 18, at Wyoming (10/26/19)

16



NATE COX

QUARTERBACK // JUNIOR // 6-9 // 225
Lafayette, La. (Garden City CC)

NOTES

- Saw time in the win over Utah State, completing 1-of-2 pass attempts for 10 yards
- Listed as the tallest player on the team at 6-9; backup QB to Carson Strong
- Completed 131-of-253 passes for 1,891 yards with 12 TDs and five INTs in his one season at Garden City CC
- Began his collegiate career at Louisiana Tech where he spent two seasons but did not play

CAREER STATS

PASSING										RUSHING									
g	cmp	att	int	yards	td	long	pct	avg/p	avg/g	effic	g	att	yards	td	long	avg/c	avg/g		
2020	2	1	2	0	10	0	10	50.0	5.0	5.0	92.0	2020	2	1	0	0	0	0.0	0.0
TOTAL	2	1	2	0	10	0	10	50.0	5.0	5.0	92.0	TOTAL	2	1	0	0	0	0.0	0.0

2020 GAME BY GAME

Date	Opponent	Rushing				Receiving				Passing				Kick Returns				Punt Returns				all purp		
		no.	yds	td	lg	no.	yds	td	lg	cmp	att	int	yds	td	lg	no.	yds	td	lg	no.	yds		td	lg
Oct 24	WYOMING	0	0	0	0	0	0	0	0	0	0	0	0	0	0	0	0	0	0	0	0	0	0	0
Nov 05	UTAH STATE	1	0	0	0	0	0	0	0	1	2	0	10	0	10	0	0	0	0	0	0	0	0	0
Totals		1	0	0	0	0	0	0	0	1	2	0	10	0	10	0	0	0	0	0	0	0	0	0

2020 SINGLE GAME SEASON HIGHS

Pass attempts: 2, Utah State (11/5/20)
 Pass completions: 1, Utah State (11/5/20)
 Passing yards: 10, Utah State (11/5/20)
 Passing TDs: n/a
 Long pass: 10, Utah State (11/5/20)
 Rush attempts: 1, Utah State (11/5/20)
 Rush yards: n/a
 Long rush: n/a

SINGLE GAME CAREER HIGHS

Pass attempts: 2, Utah State (11/5/20)
 Pass completions: 1, Utah State (11/5/20)
 Passing yards: 10, Utah State (11/5/20)
 Passing TDs: n/a
 Long pass: 10, Utah State (11/5/20)
 Rush attempts: 1, Utah State (11/5/20)
 Rush yards: n/a
 Long rush: n/a

14



JAKE BARLAGE

QUARTERBACK // SOPHOMORE // 6-1 // 200
Moreno Valley, Calif. (Riverside City College)

NOTES

- Transferred to the Wolf Pack in the summer of 2020 from Riverside City College
- Helped Riverside CC to a 13-0 record in 2019 and a California state championship
- Threw for 2,786 yards and slung 30 TD passes to just five INTs in his lone season at Riverside CC
- Completed nearly 70 percent of his passes in 2019

35



TOA TAU

RUNNING BACK // JUNIOR // 5-9 // 210
Lompoc, Calif. (Lompoc HS)

NOTES

- Produced his first 100-yard rushing performance of 2020, and sixth of his career, with 107 yards vs. Utah State
- Saw his first action of the season with a start at UNLV, finished with 86 rushing yards and a rushing TD
- Placed on preseason watch lists for the Doak Walker Award and Paul Hornung Award
- Has earned MW honors in each of his first two seasons (2018 Freshman of the Year, 2019 Honorable Mention)

CAREER STATS

RUSHING								RECEIVING								KICK RETURNS							
g	att	yards	td	long	avg/c	avg/g		g	rec	yards	td	long	rec/g	avg/c		g	no.	yards	td	long			
2018	13	178	872	6	66	4.9	67.1	2018	13	22	202	1	40	1.7	9.2	2018	13	2	33	0	19		
2019	13	196	807	6	27	4.1	62.1	2019	13	30	185	0	41	2.3	6.2	2019	13	5	110	0	25		
2020	2	24	193	2	60	8.0	96.5	2020	2	8	43	0	12	4.0	5.4	2020	2	0	0	0	0		
TOTAL	28	398	1872	14	66	4.7	66.9	TOTAL	28	60	430	1	41	2.1	7.2	TOTAL	28	7	143	0	25		

2020 GAME BY GAME

Date	Opponent	Rushing				Receiving				Passing				Kick Returns				Punt Returns				all purp		
		no.	yds	td	lg	no.	yds	td	lg	cmp	att	int	yds	td	lg	no.	yds	td	lg	no.	yds		td	lg
Oct 31	at UNLV	12	86	1	33	1	-2	0	0	0-0-0	0	0	0	0	0	0	0	0	0	0	0	0	0	84
Nov 05	UTAH STATE	12	107	1	60	7	45	0	12	0-0-0	0	0	0	0	0	0	0	0	0	0	0	0	0	152
Totals		24	193	2	60	8	43	0	12	0-0-0	0	0	0	0	0	0	0	0	0	0	0	0	0	236


2020 SINGLE GAME SEASON HIGHS

Rushing TDs: 1, Utah State (11/5/20); at UNLV (10/31/20)
 Rushing attempts: 12, Utah State (11/5/20); at UNLV (10/31/20)
 Rushing yards: 107, Utah State (11/5/20)
 Long rush: 60, Utah State (11/5/20)
 Receptions: 7, Utah State (11/5/20)
 Receiving yards: 45, Utah State (11/5/20)
 Receiving TDs: n/a
 Long reception: 12, Utah State (11/5/20)
 Kick returns: n/a
 Kick return yards: n/a
 Long kick return: n/a

SINGLE GAME CAREER HIGHS

Rushing TDs: 3, at Toledo (9/22/18)
 Rushing attempts: 34, San Jose State (10/12/19)
 Rushing yards: 170, at Toledo (9/22/18)
 Long rush: 66, at Toledo (9/22/18)
 Receptions: 8, Purdue (8/30/19)
 Receiving yards: 76, San Diego State (10/27/18)
 Receiving TDs: 1, San Diego State (10/27/18)
 Long reception: 41, at UTEP (9/21/19)
 Kick returns: 4, at Fresno State (11/23/19)
 Kick return yards: 89, at Fresno State (11/23/19)
 Long kick return: 25, at Fresno State (11/23/19)

2



DEVONTE LEE

RUNNING BACK // JUNIOR // 5-9 // 235
Oklahoma City, Okla. (John Marshall HS)

NOTES

- Scored the 15th rushing touchdown of his career at UNLV, a 1-yard run up the middle
- Broke a season-long run of 35 yards at UNLV
- His 18 rushing attempts vs. Wyoming set a career high
- Led the Pack with seven rushing TDs in just nine appearances in 2019

CAREER STATS

RUSHING								RECEIVING								
g	att	yards	td	long	avg/c	avg/g		g	rec	yards	td	long	rec/g	avg/c	avg/g	
2018	11	45	193	7	20	4.3	17.5	2018	11	3	3	0	8	0.3	1.0	0.3
2019	9	66	302	7	51	4.6	33.6	2019	9	5	35	0	13	0.6	7.0	3.9
2020	3	28	139	1	35	5.0	46.3	2020	3	9	45	0	17	3.0	5.0	15.0
TOTAL	23	139	634	15	51	4.6	27.6	TOTAL	23	17	83	0	17	0.7	4.9	3.6

2020 GAME BY GAME

Date	Opponent	Rushing				Receiving				Passing				Kick Returns				Punt Returns				all purp		
		no.	yds	td	lg	no.	yds	td	lg	cmp	att	int	yds	td	lg	no.	yds	td	lg	no.	yds		td	lg
Oct 24	WYOMING	18	65	0	29	5	16	0	17	0-0-0	0	0	0	0	0	0	0	0	0	0	0	0	0	81
Oct 31	at UNLV	4	45	1	35	1	12	0	12	0-0-0	0	0	0	0	0	0	0	0	0	0	0	0	0	57
Nov 05	UTAH STATE	6	29	0	12	3	17	0	9	0-0-0	0	0	0	0	0	0	0	0	0	0	0	0	0	46
Totals		28	139	1	35	9	45	0	17	0-0-0	0	0	0	0	0	0	0	0	0	0	0	0	0	184

2020 SINGLE GAME SEASON HIGHS

Rushing TDs: 1, at UNLV (10/31/20)
 Rushing attempts: 18, Wyoming (10/24/20)
 Rushing yards: 65, Wyoming (10/24/20)
 Long rush: 35, at UNLV (10/31/20)
 Receptions: 5, Wyoming (10/24/20)
 Receiving yards: 17, Utah State (11/5/20)
 Receiving TDs: n/a
 Long reception: 17, Wyoming (10/24/20)

SINGLE GAME CAREER HIGHS

Rushing TDs: 2, Four times; most recent UNLV (11/30/19)
 Rushing attempts: 18, Wyoming (10/24/20)
 Rushing yards: 77, at Fresno State (11/23/19)
 Long rush: 51, at Fresno State (11/23/19)
 Receptions: 5, Wyoming (10/24/20)
 Receiving yards: 17, Utah State (11/5/20)
 Receiving TDs: n/a
 Long reception: 17, Wyoming (10/24/20)

25



AVERY MORROW

RUNNING BACK // FRESHMAN // 5-11 // 215
Seattle, Wash. (Garfield HS)

NOTES

- Broke a season-long rush of 29 yards in the win over UNLV
- Scored his first collegiate TD on an 18-yard rush vs. Wyoming
- Impressed during fall camp to crack the depth chart at running back
- His brother, Nathan, played college football at Western Oregon

CAREER STATS

RUSHING								RECEIVING								
	g	att	yards	td	long	avg/c	avg/g		g	rec	yards	td	long	rec/g	avg/c	avg/g
2020	3	10	82	1	29	8.2	27.3	2020	3	2	11	0	7	0.7	5.5	3.7
TOTAL	3	10	82	1	29	8.2	27.3	TOTAL	3	2	11	0	7	0.7	5.5	3.7

2020 GAME BY GAME

Date	Opponent	Rushing				Receiving				Passing				Kick Returns				Punt Returns				all purp		
		no.	yds	td	lg	no.	yds	td	lg	cmp	att	int	yds	td	lg	no.	yds	td	lg	no.	yds		td	lg
Oct 24	WYOMING	5	36	1	18	1	4	0	4	0-0-0	0	0	0	0	0	0	0	0	0	0	0	0	0	40
Oct 31	at UNLV	3	29	0	29	0	0	0	0	0-0-0	0	0	0	0	0	0	0	0	0	0	0	0	0	29
Nov 05	UTAH STATE	2	17	0	17	1	7	0	7	0-0-0	0	0	0	0	0	0	0	0	0	0	0	0	0	24
		10	82	1	29	2	11	0	7	0-0-0	0	0	0	0	0	0	0	0	0	0	0	0	0	93

2020 SINGLE GAME SEASON HIGHS

Rushing TDs: 1, Wyoming (10/24/20)
 Rushing attempts: 5, Wyoming (10/24/20)
 Rushing yards: 36, Wyoming (10/24/20)
 Long rush: 29, at UNLV (10/31/20)
 Receptions: 1, Utah State (11/5/20); Wyoming (10/24/20)
 Receiving yards: 7, Utah State (11/5/20)
 Receiving TDs: n/a
 Long reception: 7, Utah State (11/5/20)

SINGLE GAME CAREER HIGHS

Rushing TDs: 1, Wyoming (10/24/20)
 Rushing attempts: 5, Wyoming (10/24/20)
 Rushing yards: 36, Wyoming (10/24/20)
 Long rush: 29, at UNLV (10/31/20)
 Receptions: 1, Utah State (11/5/20); Wyoming (10/24/20)
 Receiving yards: 7, Utah State (11/5/20)
 Receiving TDs: n/a
 Long reception: 7, Utah State (11/5/20)

4



ELIJAH COOKS

WIDE RECEIVER // SENIOR // 6-4 // 215
Atascadero, Calif. (Atascadero HS)

NOTES

- Has not played in the last two games
- Played a limited role in the win over Wyoming, making two catches for 24 yards (only played second half)
- Named to the preseason watch list for the Biletnikoff Award
- Led Nevada in nearly every receiving category in 2019, including receptions and receiving yards

CAREER STATS

RECEIVING								
	g	rec	yards	td	long	rec/g	avg/c	avg/g
2017	9	2	23	0	16	0.2	11.5	2.6
2018	13	22	348	6	40	1.7	15.8	26.8
2019	13	76	926	8	55	5.8	12.2	71.2
2020	1	2	24	0	16	2.0	12.0	24.0
TOTAL	36	102	1321	14	55	2.8	13.0	36.7

2020 GAME BY GAME

Date	Opponent	Rushing				Receiving				Passing				Kick Returns				Punt Returns				all purp		
		no.	yds	td	lg	no.	yds	td	lg	cmp	att	int	yds	td	lg	no.	yds	td	lg	no.	yds		td	lg
Oct 24	WYOMING	0	0	0	0	2	24	0	16	0-0-0	0	0	0	0	0	0	0	0	0	0	0	0	0	24
		0	0	0	0	2	24	0	16	0-0-0	0	0	0	0	0	0	0	0	0	0	0	0	0	24

2020 SINGLE GAME SEASON HIGHS

Receptions: 2, Wyoming (10/24/20)
 Receiving yards: 24, Wyoming (10/24/20)
 Receiving TDs: n/a
 Long reception: 16, Wyoming (10/24/20)

SINGLE GAME CAREER HIGHS

Receptions: 14, vs. Ohio (1/3/20)
 Receiving yards: 197, vs. Ohio (1/3/20)
 Receiving TDs: 2, Three times; most recent at UTEP (9/21/19)
 Long reception: 55, San Jose State (10/12/19)

7



ROMEO DOUBS

WIDE RECEIVER // JUNIOR // 6-2 // 200
Los Angeles, Calif. (Jefferson HS)

NOTES

- Averaging 157.7 receiving yards per game, which leads the nation
- Leads the MW in receiving TDs, receiving yards, receiving yards per game and receptions per game
- Became the fourth Pack player in program history to record three TD receptions in a half (3 in the first half vs. USU)
- His 219 receiving yards vs. UNLV is the most in the MW this season and ranks seventh in a single game nationally

CAREER STATS

	RECEIVING							PUNT RETURNS								
	g	rec	yards	td	long	rec/g	avg/c	avg/g	g	no.	yards	td	long	avg/r	avg/g	
2018	13	43	562	2	57	3.3	13.1	43.2	2018	13	6	107	1	80	17.8	8.2
2019	10	44	649	4	75	4.4	14.8	64.9	2019	10	8	86	0	24	10.8	8.6
2020	3	26	473	5	65	8.7	18.2	157.7	2020	3	3	6	0	3	2.0	2.0
TOTAL	26	113	1684	11	75	4.3	14.9	64.8	TOTAL	26	17	199	1	80	11.7	7.7

2020 GAME BY GAME

Date	Opponent	Rushing				Receiving				Passing				Kick Returns				Punt Returns				all purp		
		no.	yds	td	lg	no.	yds	td	lg	cmp	att	int	yds	td	lg	no.	yds	td	lg	no.	yds		td	lg
Oct 24	WYOMING	0	0	0	0	12	117	1	19	0-0-0	0	0	0	0	0	0	0	0	0	0	0	0	0	117
Oct 31	at UNLV	0	0	0	0	7	219	1	65	0-0-0	0	0	0	0	0	0	0	0	0	2	4	0	3	223
Nov 05	UTAH STATE	1	-4	0	0	7	137	3	54	0-0-0	0	0	0	0	0	0	0	0	0	1	2	0	2	135
		1	-4	0	0	26	473	5	65	0-0-0	0	0	0	0	0	0	0	0	0	3	6	0	3	475

2020 SINGLE GAME SEASON HIGHS

- Receptions: 12, Wyoming (10/24/20)
- Receiving yards: 219, at UNLV (10/31/20)
- Receiving TDs: 3, Utah State (11/5/20)
- Long reception: 65, at UNLV (10/31/20)
- Punt returns: 2, at UNLV (10/31/20)
- Punt return yards: 4, at UNLV (10/31/20)
- Long punt return: 3, at UNLV (10/31/20)

SINGLE GAME CAREER HIGHS

- Receptions: 12, Wyoming (10/24/20)
- Receiving yards: 219, at UNLV (10/31/20)
- Receiving TDs: 3, Utah State (11/5/20)
- Long reception: 75, San Jose State (10/12/19)
- Punt returns: 3, at San Diego State (11/9/19)
- Punt return yards: 80, Portland State (8/31/18)
- Long punt return: 80, Portland State (8/31/18)

5



ISAAC JERNAGIN

WIDE RECEIVER // FRESHMAN // 5-10 // 175
Bakersfield, Calif. (Bakersfield HS)

NOTES

- Made his collegiate debut as a true freshman vs. Wyoming, but did not record a reception
- Had 21 catches for 248 yards and five TDs; rushed 47 times for more than 600 yards and seven touchdowns in HS
- Was a three-year starter at Bakersfield HS
- Chose Nevada over Oregon and Arizona State

CAREER STATS

PARTICIPATION	g
2020	3 No other statistics
TOTAL	3 No other statistics

17



JUSTIN LOCKHART

WIDE RECEIVER // SOPHOMORE // 6-2 // 200
Los Angeles, Calif. (Junipero Serra HS)

NOTES

- Tied his season high of six receptions vs. Utah State and set a career high with 95 receiving yards
- Grabbed the first touchdown reception of his career in the win over UNLV, a 4-yard reception
- Hauled in five receptions total in his rookie season and has 10 receptions through two games in 2020
- Made his first collegiate start vs. Wyoming

CAREER STATS

RECEIVING	g	rec	yards	td	long	rec/g	avg/c	avg/g
2019	5	5	33	0	9	1.0	6.6	6.6
2020	3	16	157	1	36	5.3	9.8	52.3
TOTAL	8	21	190	1	36	2.6	9.0	23.8

2020 GAME BY GAME

Date	Opponent	Rushing				Receiving				Passing				Kick Returns				Punt Returns				all purp		
		no.	yds	td	lg	no.	yds	td	lg	cmp	att	int	yds	td	lg	no.	yds	td	lg	no.	yds		td	lg
Oct 24	WYOMING	0	0	0	0	4	26	0	9	0-0-0	0	0	0	0	0	0	0	0	0	0	0	0	0	26
Oct 31	at UNLV	1	9	0	9	6	36	1	17	0-0-0	0	0	0	0	0	0	0	0	0	0	0	0	0	45
Nov 05	UTAH STATE	0	0	0	0	6	95	0	36	0-0-0	0	0	0	0	0	0	0	0	0	0	0	0	0	95
		1	9	0	9	16	157	1	36	0-0-0	0	0	0	0	0	0	0	0	0	0	0	0	0	166

2020 SINGLE GAME SEASON HIGHS

Receptions: 6, Utah State (11/5/20); at UNLV (10/31/20)
Receiving yards: 95, Utah State (11/5/20)
Receiving TDs: 1, at UNLV (10/31/20)
Long reception: 36, Utah State (11/5/20)

SINGLE GAME CAREER HIGHS

Receptions: Utah State (11/5/20); 6, at UNLV (10/31/20)
Receiving yards: 95, Utah State (11/5/20)
Receiving TDs: 1, at UNLV (10/31/20)
Long reception: 36, Utah State (11/5/20)

20



TORY HORTON

WIDE RECEIVER // FRESHMAN // 6-2 // 175
Fresno, Calif. (Washington HS)

NOTES

- Scored a TD on his first collegiate reception, a 26-yard catch on the Pack's opening drive vs. Wyoming
- Impressed in fall camp to crack the depth chart in his true freshman season
- Was a three-sport standout at Washington High in football, basketball and baseball
- His brother, Tyler, was a two-time first team All-MW defensive back at Boise State

CAREER STATS

RECEIVING	g	rec	yards	td	long	rec/g	avg/c	avg/g
2020	3	4	50	1	26	1.3	12.5	16.7
TOTAL	3	4	50	1	26	1.3	12.5	16.7

2020 GAME BY GAME

Date	Opponent	Rushing				Receiving				Passing				Kick Returns				Punt Returns				all purp		
		no.	yds	td	lg	no.	yds	td	lg	cmp	att	int	yds	td	lg	no.	yds	td	lg	no.	yds		td	lg
Oct 24	WYOMING	0	0	0	0	2	40	1	26	0-0-0	0	0	0	0	0	0	0	0	0	0	0	0	0	40
Oct 31	at UNLV	0	0	0	0	0	0	0	0	0-0-0	0	0	0	0	0	0	0	0	0	0	0	0	0	0
Nov 05	UTAH STATE	0	0	0	0	2	10	0	8	0-0-0	0	0	0	0	0	0	0	0	0	0	0	0	0	10
		0	0	0	0	4	50	1	26	0-0-0	0	0	0	0	0	0	0	0	0	0	0	0	0	50

2020 SINGLE GAME SEASON HIGHS

Receptions: 2, Utah State (11/5/20); Wyoming (10/24/20)
Receiving yards: 40, Wyoming (10/24/20)
Receiving TDs: 1, Wyoming (10/24/20)
Long reception: 26, Wyoming (10/24/20)

SINGLE GAME CAREER HIGHS

Receptions: 2, Utah State (11/5/20); Wyoming (10/24/20)
Receiving yards: 40, Wyoming (10/24/20)
Receiving TDs: 1, Wyoming (10/24/20)
Long reception: 26, Wyoming (10/24/20)

1



MELQUAN STOVALL

WIDE RECEIVER // SOPHOMORE // 5-9 // 185
 Palmdale, Calif. (Junipero Serra HS)

NOTES

- Earned his third career start vs. Utah State
- Made five catches for 64 yards in his 2020 debut, including a career-long reception of 36 yards
- Posted a solid true freshman season in 2019, totaling 19 catches for 171 yards
- Also gained experience as the Wolf Pack's kick returner late in 2019

CAREER STATS

RECEIVING								KICK RETURNS							
g	rec	yards	td	long	rec/g	avg/c	avg/g	g	no.	yards	td	long	avg/r	avg/g	
2019	9	19	0	23	2.1	9.0	19.0	2019	9	4	81	0	27	20.2	9.0
2020	3	10	79	0	36	3.3	7.9	2020	3	0	0	0	0	0.0	0.0
TOTAL	12	29	0	36	2.4	8.6	20.8	TOTAL	12	4	81	0	27	20.2	6.8

2020 GAME BY GAME

Date	Opponent	Rushing				Receiving				Passing				Kick Returns				Punt Returns				all purp				
		no.	yds	td	lg	no.	yds	td	lg	cmp	att	int	yds	td	lg	no.	yds	td	lg	no.	yds		td	lg		
Oct 24	WYOMING	1	1	0	1	5	64	0	36	0-0-0	0	0	0	0	0	0	0	0	0	0	0	0	0	0	0	65
Oct 31	at UNLV	0	0	0	0	1	3	0	3	0-0-0	0	0	0	0	0	0	0	0	0	0	0	0	0	0	0	3
Nov 05	UTAH STATE	0	0	0	0	4	12	0	8	0-0-0	0	0	0	0	0	0	0	0	0	0	0	0	0	0	0	12
		1	1	0	1	10	79	0	36	0-0-0	0	0	0	0	0	0	0	0	0	0	0	0	0	0	0	80

2020 SINGLE GAME SEASON HIGHS

Receptions: 5, Wyoming (10/24/20)
 Receiving yards: 64, Wyoming (10/24/20)
 Receiving TDs: n/a
 Long reception: 36, Wyoming (10/24/20)
 Kick returns: n/a
 Kick return yards: n/a
 Long kick return: n/a

SINGLE GAME CAREER HIGHS

Receptions: 7, vs. Ohio (1/3/20); at Wyoming (10/26/19)
 Receiving yards: 84, vs. Ohio (1/3/20)
 Receiving TDs: n/a
 Long reception: 36, Wyoming (10/24/20)
 Kick returns: 2, UNLV (11/30/19)
 Kick return yards: 46, UNLV (11/30/19)
 Long kick return: 27, New Mexico (11/2/19)

81



CHARLES ROSS

WIDE RECEIVER // RS-FRESHMAN // 6-1 // 170
 Culver City, Calif. (Culver City HS)

NOTES

- Snagged two catches for 21 yards in the win over Utah State, both season highs
- Recorded his first collegiate reception at UNLV, a 10-yard catch
- Made his collegiate debut vs. Wyoming, but did not record a catch
- Redshirted in his first season with Nevada in 2019

CAREER STATS

RECEIVING							
g	rec	yards	td	long	rec/g	avg/c	avg/g
2020	3	3	31	0	11	1.0	10.3
TOTAL	3	3	31	0	11	1.0	10.3

2020 GAME BY GAME

Date	Opponent	Rushing				Receiving				Passing				Kick Returns				Punt Returns				all purp				
		no.	yds	td	lg	no.	yds	td	lg	cmp	att	int	yds	td	lg	no.	yds	td	lg	no.	yds		td	lg		
Oct 24	WYOMING	0	0	0	0	0	0	0	0	0-0-0	0	0	0	0	0	0	0	0	0	0	0	0	0	0	0	0
Oct 31	at UNLV	0	0	0	0	1	10	0	10	0-0-0	0	0	0	0	0	0	0	1	9	0	9	0	0	0	0	19
Nov 05	UTAH STATE	0	0	0	0	2	21	0	11	0-0-0	0	0	0	0	0	0	0	0	0	0	0	0	0	0	0	21
		0	0	0	0	3	31	0	11	0-0-0	0	0	0	0	0	0	0	1	9	0	9	0	0	0	0	40

2020 SINGLE GAME SEASON HIGHS

Receptions: 2, Utah State (11/5/20)
 Receiving yards: 21, Utah State (11/5/20)
 Receiving TDs: n/a
 Long reception: 11, Utah State (11/5/20)
 Punt returns: 1, at UNLV (10/31/20)
 Punt return yards: 9, at UNLV (10/31/20)
 Long punt return: 9, at UNLV (10/31/20)

SINGLE GAME CAREER HIGHS

Receptions: 2, Utah State (11/5/20)
 Receiving yards: 21, Utah State (11/5/20)
 Receiving TDs: n/a
 Long reception: 11, Utah State (11/5/20)
 Punt returns: 1, at UNLV (10/31/20)
 Punt return yards: 9, at UNLV (10/31/20)
 Long punt return: 9, at UNLV (10/31/20)

3



JAMAAL BELL

WIDE RECEIVER // FRESHMAN // 5-10 // 170
Lancaster, Calif. (Antelope Valley HS)

NOTES

- Averaging 22.5 yards per kick return, fifth in the conference and in the top 30 nationally
- Made his first collegiate reception in the win over Utah State that went for 11 yards
- His 50-yard kick return at UNLV was the longest kick return by a Pack player since 2017
- Made his collegiate debut vs. Wyoming as the Pack's primary kick returner, returning six kicks for 116 yards

CAREER STATS

RECEIVING								KICK RETURNS								
g	rec	yards	td	long	rec/g	avg/c	avg/g	g	no.	yards	td	long	avg/r	avg/g		
2020	3	1	11	0	11	0.3	11.0	3.7	2020	3	11	248	0	50	22.5	82.7
TOTAL	3	1	11	0	11	0.3	11.0	3.7	TOTAL	3	11	248	0	50	22.5	82.7

2020 GAME BY GAME

Date	Opponent	Rushing				Receiving				Passing				Kick Returns				Punt Returns				all purp				
		no.	yds	td	lg	no.	yds	td	lg	cmp	att	int	yds	td	lg	no.	yds	td	lg	no.	yds		td	lg		
Oct 24	WYOMING	0	0	0	0	0	0	0	0	0-0-0	0	0	0	6	116	0	25	0	0	0	0	0	0	0	0	116
Oct 31	at UNLV	1	-4	0	0	0	0	0	0	0-0-0	0	0	0	3	85	0	50	0	0	0	0	0	0	0	0	81
Nov 05	UTAH STATE	0	0	0	0	1	11	0	11	0-0-0	0	0	0	2	47	0	26	0	0	0	0	0	0	0	0	58
		1	-4	0	0	1	11	0	11	0-0-0	0	0	0	11	248	0	50	0	0	0	0	0	0	0	0	255

2020 SINGLE GAME SEASON HIGHS

Receptions: 1, Utah State (11/5/20)
 Receiving yards: 11, Utah State (11/5/20)
 Receiving TDs: n/a
 Long reception: 11, Utah State (11/5/20)
 Kick returns: 6, Wyoming (10/24/20)
 Kick return yards: 116, Wyoming (10/24/20)
 Long kick return: 50, at UNLV (10/31/20)

SINGLE GAME CAREER HIGHS

Receptions: 1, Utah State (11/5/20)
 Receiving yards: 11, Utah State (11/5/20)
 Receiving TDs: n/a
 Long reception: 11, Utah State (11/5/20)
 Kick returns: 6, Wyoming (10/24/20)
 Kick return yards: 116, Wyoming (10/24/20)
 Long kick return: 50, at UNLV (10/31/20)

19



COLE TURNER

TIGHT END // JUNIOR // 6-6 // 240
Clackamas, Ore. (Clackamas HS)

NOTES

- Grabbed four catches for 66 yards in the win over Utah State, pushing him over 200 yards for the season
- Posted a breakout game vs. Wyoming with career highs in receptions (7), yards (119), TDs (2) and long reception (50)
- Entered the 2020 season with six catches for 88 yards and surpassed both of those in a single game on Saturday
- Switched from wide receiver to tight end in the offseason

CAREER STATS

RECEIVING	g	rec	yards	td	long	rec/g	avg/c	avg/g
2018	12	2	37	1	24	0.2	18.5	3.1
2019	13	4	51	0	18	0.3	12.8	3.9
2020	3	15	257	2	50	5.0	17.1	85.7
TOTAL	28	21	345	3	50	0.8	16.4	12.3

2020 GAME BY GAME

Date	Opponent	Rushing				Receiving				Passing				Kick Returns				Punt Returns				all purp				
		no.	yds	td	lg	no.	yds	td	lg	cmp	att	int	yds	td	lg	no.	yds	td	lg	no.	yds		td	lg		
Oct 24	WYOMING	0	0	0	0	7	119	2	50	0-0-0	0	0	0	0	0	0	0	0	0	0	0	0	0	0	0	119
Oct 31	at UNLV	0	0	0	0	4	72	0	27	0-0-0	0	0	0	0	0	0	0	0	0	0	0	0	0	0	0	72
Nov 05	UTAH STATE	0	0	0	0	4	66	0	20	0-0-0	0	0	0	0	0	0	0	0	0	0	0	0	0	0	0	66
		0	0	0	0	15	257	2	50	0-0-0	0	0	0	0	0	0	0	0	0	0	0	0	0	0	0	257

2020 SINGLE GAME SEASON HIGHS

Receptions: 7, Wyoming (10/24/20)
 Receiving yards: 119, Wyoming (10/24/20)
 Receiving TDs: 2, Wyoming (10/24/20)
 Long reception: 50, Wyoming (10/24/20)

SINGLE GAME CAREER HIGHS

Receptions: 7, Wyoming (10/24/20)
 Receiving yards: 119, Wyoming (10/24/20)
 Receiving TDs: 2, Wyoming (10/24/20)
 Long reception: 50, Wyoming (10/24/20)

15



HENRY IKAHIHIFO

TIGHT END // SOPHOMORE // 6-1 // 240
Lancaster, Calif. (Paradete HS)

NOTES

- Recorded one reception for 10 yards in his 2020 debut vs. Wyoming
- Earned four starts in his true freshman season in 2019
- Made six catches in his rookie season, including two at Wyoming
- Had four family members play professionally: Alani Fua, Sione Fua, Tomasi Lauleilei, Roy Helu

CAREER STATS

RECEIVING	g	rec	yards	td	long	rec/g	avg/c	avg/g
2019	12	6	27	0	10	0.5	4.5	2.2
2020	2	1	10	0	10	0.5	10.0	5.0
TOTAL	14	7	37	0	10	0.5	5.3	2.6

2020 GAME BY GAME

Date	Opponent	Rushing				Receiving				Passing				Kick Returns				Punt Returns				all purp		
		no.	yds	td	lg	no.	yds	td	lg	cmp	att	int	yds	td	lg	no.	yds	td	lg	no.	yds		td	lg
Oct 24	WYOMING	0	0	0	0	1	10	0	10	0-0-0	0	0	0	0	0	0	0	0	0	0	0	0	0	10
Oct 31	at UNLV	0	0	0	0	0	0	0	0	0-0-0	0	0	0	0	0	0	0	0	0	0	0	0	0	0
Totals		0	0	0	0	1	10	0	10	0-0-0	0	0	0	0	0	0	0	0	0	0	0	0	0	10

2020 SINGLE GAME SEASON HIGHS

Receptions: 1, Wyoming (10/24/20)
Receiving yards: 10, Wyoming (10/24/20)
Receiving TDs: n/a
Long reception: 10, Wyoming (10/24/20)

SINGLE GAME CAREER HIGHS

Receptions: 2, at Wyoming (10/26/19)
Receiving yards: 13, at Wyoming (10/26/19)
Receiving TDs: n/a
Long reception: 10, Wyoming (10/24/20); at Wyoming (10/26/19)

31



REAGAN ROBERSON

TIGHT END // SENIOR // 6-1 // 245
Gardnerville, Nev. (Douglas HS)

NOTES

- Earned his first start of the season at UNLV
- Brings veteran leadership to a young group of tight ends in his final season at Nevada
- Played hero in the 2018 Arizona Bowl, scoring the game-winning TD in overtime
- A local product out of Gardnerville (an hour south of Reno)

CAREER STATS

RECEIVING	g	rec	yards	td	long	rec/g	avg/c	avg/g
2017	8	1	23	0	23	0.1	23.0	2.9
2018	13	3	25	1	11	0.2	8.3	1.9
2019	13	2	4	0	4	0.2	2.0	0.3
2020	3	0	0	0	0	0.0	0.0	0.0
TOTAL	37	6	52	1	23	0.2	8.7	1.4

2020 SINGLE GAME SEASON HIGHS

Receptions: n/a
Receiving yards: n/a
Receiving TDs: n/a
Long reception: n/a

SINGLE GAME CAREER HIGHS

Receptions: 2, vs. Arkansas State (12/29/18)
Receiving yards: 23, at Colorado State (10/14/17)
Receiving TDs: 1, vs. Arkansas State (12/29/18)
Long reception: 23, at Colorado State (10/14/17)

75



JACOB GARDNER

OFFENSIVE LINE // FRESHMAN // 6-4 // 300
Rancho Cucamonga, Calif. (Los Osos HS)

NOTES

- Became the first true freshman to start at left tackle in Nevada's FBS history (since 1992) vs. Wyoming
- Was a two-time first-team All-Baseline League at Los Osos High School
- Two-sport athlete in high school in football and wrestling
- Great uncles Jack and Jerry Brisco were professional wrestlers in the then-WWF under the name Brisco Brothers

54



JERMAINE LEDBETTER

OFFENSIVE LINE // SENIOR // 6-3 // 320
St. Petersburg, Fla. (Coffeyville CC)

NOTES

- Earned his fifth career Division I start vs. Utah State
- Named one of four team captains for the 2020 season
- Had made 21 appearances in his two previous seasons with the Wolf Pack
- Transferred to Nevada from Coffeyville CC in 2018

55




TYLER ORSINI

OFFENSIVE LINE // SENIOR // 6-2 // 295
Ventura, Calif. (Ventura College)

NOTES

- Split starting duties at center last season with fellow senior Nathan Edwards
- Transferred to Nevada in 2019 after two seasons at Ventura College
- Battled injuries throughout last season but still made 10 appearances and four starts
- Would like to become a football coach after college

76



NATE BROWN

OFFENSIVE LINE // SENIOR // 6-4 // 300
Tracy, Calif. (Tracy HS)

NOTES

- Named preseason third team All-MW by Athlon Sports and Phil Steele Magazine
- Has started in 29 consecutive games
- One of the leaders of the Union (offensive line) with two years of starting experience
- Working towards a master's degree in higher education

65



AARON FROST

OFFENSIVE LINE // JUNIOR // 6-5 // 310
Long Beach, Calif. (Long Beach Poly HS)

NOTES

- Has started in 16 consecutive games on the offensive line
- Became a regular presence on the offensive line during his true freshman season in 2018
- Originally began his career at Nevada as a defensive lineman
- Majoring in management

98



SAM HAMMOND

DEFENSIVE END // SENIOR // 6-5 // 265
Yerington, Nev. (Yerington HS)

NOTES

- Recorded a solo sack at UNLV to give him 3.5 in his career
- Led the Pack with a career-high 2.5 tackles for loss vs. Wyoming and finished with seven tackles and a pass breakup
- Named one of four team captains for the 2020 season
- Semifinalist for the Campbell Trophy

CAREER STATS

TACKLES	TACKLES										SACKS	SACKS				
	g	ua	a	total	tfl	pd	ff	fr	blk	qbh		g	ua	a	total	yards
2017	12	1	0	1	0.0-0	0	0	0	0	0	2017	12	0	0	0.0	0
2018	13	5	12	17	1.0-5	0	0	1	1	0	2018	13	0	2	1.0	5
2019	13	18	17	35	3.0-11	0	0	2	0	2	2019	13	0	3	1.5	8
2020	3	7	3	10	3.5-7	1	0	0	0	0	2020	3	1	0	1.0	2
TOTAL	41	31	32	63	7.5-23	1	0	3	1	2	TOTAL	41	1	5	3.5	15

2020 GAME BY GAME

Date	Opponent	Tackles				Sacks no-yds	Fumble		Pass Defense			blkd kick	PAT Attempts			off			
		ua	a	total	tfl-yds		ff	fr-yds	int-yds	qbh	brup		kick	rush	rcv	saf	t/o	pts	
Oct 24	WYOMING	5	2	7	2.5-5	0.0-0	0	0-0	0-0	0	1	0	0-0	0	0	0	0	-	0
Oct 31	at UNLV	1	0	1	1.0-2	1.0-2	0	0-0	0-0	0	0	0	0-0	0	0	0	0	-	0
Nov 05	UTAH STATE	1	1	2	0.0-0	0.0-0	0	0-0	0-0	0	0	0	0-0	0	0	0	0	-	0
		7	3	10	3.5-7	1.0-2	0	0-0	0-0	0	1	0	0-0	0	0	0	0	-	0

2020 SINGLE GAME SEASON HIGHS

Tackles: 7, Wyoming (10/24/20)
Sacks: 1.0, at UNLV (10/31/20)
Tackles for loss: 2.5, Wyoming (10/24/20)
Fumbles recovered: n/a
Fumbles forced: n/a
Blocked kicks: n/a
Pass breakup: 1, Wyoming (10/24/20)

SINGLE GAME CAREER HIGHS

Tackles: 9, at San Diego State (11/9/19)
Sacks: 1.0, at UNLV (10/31/20); at San Diego State (11/9/19)
Tackles for loss: 2.5, Wyoming (10/24/20)
Fumbles recovered: 2, vs. Ohio (1/3/20)
Fumbles forced: n/a
Blocked kicks: 1, Portland State (8/31/18)
Pass breakup: 1, Wyoming (10/24/20)

44



DANIEL GRZESIAK

DEFENSIVE END // SOPHOMORE // 6-1 // 240
Los Angeles, Calif. (Crenshaw HS)

NOTES

- Made a career-high four tackles in the win over UNLV
- Switched from tight end to defensive end in the offseason
- Earned one of the team's Hustle Awards for the 2019 season
- Made seven tackles in his redshirt freshman season, mostly on special teams coverage

CAREER STATS

TACKLES	g	ua	a	total	tfl	pd	ff	fr	blk	qbh
2019	13	4	3	7	0.0-0	0	0	0	0	0
2020	3	3	3	6	0.0-0	0	0	0	0	0
TOTAL	16	7	6	13	0.0-0	0	0	0	0	0

2020 GAME BY GAME

Date	Opponent	Tackles				Sacks no-yds	Fumble		Pass Defense			blkd kick	PAT Attempts			off			
		ua	a	total	tfl-yds		ff	fr-yds	int-yds	qbh	brup		kick	rush	rcv	saf	t/o	pts	
Oct 24	WYOMING	0	1	1	0.0-0	0.0-0	0	0-0	0-0	0	0	0	0-0	0	0	0	0	-	0
Oct 31	at UNLV	2	2	4	0.0-0	0.0-0	0	0-0	0-0	0	0	0	0-0	0	0	0	0	-	0
Nov 05	UTAH STATE	1	0	1	0.0-0	0.0-0	0	0-0	0-0	0	0	0	0-0	0	0	0	0	-	0
		3	3	6	0.0-0	0.0-0	0	0-0	0-0	0	0	0	0-0	0	0	0	0	-	0

2020 SINGLE GAME SEASON HIGHS

Tackles: 4, at UNLV (10/31/20)
Sacks: n/a
Tackles for loss: n/a
Fumbles recovered: n/a
Fumbles forced: n/a

SINGLE GAME CAREER HIGHS

Tackles: 4, at UNLV (10/31/20)
Sacks: n/a
Tackles for loss: n/a
Fumbles recovered: n/a
Fumbles forced: n/a

99



DOM PETERSON

DEFENSIVE TACKLE // JUNIOR // 6-0 // 285
Harbor City, Calif. (Narbonne HS)

NOTES

- Ranks seventh among active FBS players in solo tackles for loss per game (0.89)
- Notched a solo sack in the win at UNLV, giving him 13.0 in his career, which leads the team
- Named to preseason watch lists for the Chuck Bednarik Award, Bronko Nagurski Trophy and Outland Trophy
- Placed on College Football America Yearbook's 2020 Group of 5 Preseason Starting Lineup

CAREER STATS

TACKLES									SACKS						yards	
	g	ua	a	total	tfl	pd	ff	fr		blk	qbh	g	ua	a		total
2018	13	24	20	44	10.5-29	1	1	1	0	0	2018	13	2	2	3.0	17
2019	12	23	17	40	15.0-69	0	2	0	0	0	2019	12	9	0	9.0	58
2020	3	10	2	12	2.5-11	0	0	0	0	0	2020	3	1	0	1.0	8
TOTAL	28	57	39	96	28.0-109	1	3	1	0	0	TOTAL	28	12	2	13.0	83

2020 GAME BY GAME

Date	Opponent	Tackles				Sacks no-yds	Fumble		Pass Defense			blkd kick	PAT Attempts			off			
		ua	a	total	tfl-yds		ff	fr-yds	int-yds	qbh	brup		kick	rush	rcv	saf	t/o	pts	
Oct 24	WYOMING	4	0	4	1.0-2	0.0-0	0	0-0	0-0	0	0	0	0-0	0	0	0	0	-	0
Oct 31	at UNLV	3	2	5	1.5-9	1.0-8	0	0-0	0-0	0	0	0	0-0	0	0	0	0	-	0
Nov 05	UTAH STATE	3	0	3	0.0-0	0.0-0	0	0-0	0-0	0	0	0	0-0	0	0	0	0	-	0
		10	2	12	2.5-11	1.0-8	0	0-0	0-0	0	0	0	0-0	0	0	0	0	-	0

2020 SINGLE GAME SEASON HIGHS

Tackles: 5, at UNLV (10/31/20)
Sacks: 1.0, at UNLV (10/31/20)
Tackles for loss: 1.5, at UNLV (10/31/20)
Fumbles forced: n/a
Fumbles recovered: n/a
Pass breakups: n/a

SINGLE GAME CAREER HIGHS

Tackles: 9, at UTEP (9/21/19)
Sacks: 2.0, New Mexico (11/2/19)
Tackles for loss: 3.0, New Mexico (11/2/19)
Fumbles forced: 1, Three times; most recent vs. Ohio (1/3/20)
Fumbles recovered: 1, at Vanderbilt (9/8/18)
Pass breakups: 1, Portland State (8/31/18)

92



AMIR JOHNSON

DEFENSIVE TACKLE // JUNIOR // 6-2 // 275
Las Vegas, Nev. (Bishop Gorman HS)

NOTES

- Recorded the first sack of his career vs. Utah State, which went for a 12 yard loss
- Switched from the offensive line to the defensive line in the middle of the 2019 season
- Earned a scholarship during the fall semester
- Beginning his fourth year with the Wolf Pack after redshirting during his true freshman season

CAREER STATS

TACKLES									SACKS						yards	
	g	ua	a	total	tfl	pd	ff	fr		blk	qbh	g	ua	a		total
2018	2	0	0	0	0.0-0	0	0	0	0	0	2018	2	0	0	0.0	0
2019	4	1	1	2	0.0-0	0	0	0	0	0	2019	4	0	0	0.0	0
2020	3	1	0	1	1.0-12	0	0	0	0	0	2020	3	1	0	1.0	12
TOTAL	9	2	1	3	1.0-12	0	0	0	0	0	TOTAL	9	1	0	1.0	12

2020 GAME BY GAME

Date	Opponent	Tackles				Sacks no-yds	Fumble		Pass Defense			blkd kick	PAT Attempts			off			
		ua	a	total	tfl-yds		ff	fr-yds	int-yds	qbh	brup		kick	rush	rcv	saf	t/o	pts	
Oct 24	WYOMING	0	0	0	0.0-0	0.0-0	0	0-0	0-0	0	0	0	0-0	0	0	0	0	-	0
Oct 31	at UNLV	0	0	0	0.0-0	0.0-0	0	0-0	0-0	0	0	0	0-0	0	0	0	0	-	0
Nov 05	UTAH STATE	1	0	1	1.0-12	1.0-12	0	0-0	0-0	0	0	0	0-0	0	0	0	0	-	0
		1	0	1	1.0-12	1.0-12	0	0-0	0-0	0	0	0	0-0	0	0	0	0	-	0

2020 SINGLE GAME SEASON HIGHS

Tackles: 1, Utah State (11/5/20)
Sacks: 1.0, Utah State (11/5/20)
Tackles for loss: 1.0, Utah State (11/5/20)
Fumbles recovered: n/a
Fumbles forced: n/a

SINGLE GAME CAREER HIGHS

Tackles: 1, Three times; most recent Utah State (11/5/20)
Sacks: 1.0, Utah State (11/5/20)
Tackles for loss: 1.0, Utah State (11/5/20)
Fumbles recovered: n/a
Fumbles forced: n/a

73



CHRISTOPHER LOVE

NOSE TACKLE // SOPHOMORE // 6-3 // 295
Encino, Calif. (Crespi Carmelite HS)

NOTES

- Made his 2020 debut at UNLV and recorded the first tackle of his career in that game
- Made the switch from offensive line to defensive line in the offseason
- Earned one of the team's Scout Team Player of the Year Awards following the 2019 season
- Played in two games during his true freshman season in 2018 before redshirting

CAREER STATS

TACKLES	g	ua	a	total	tfl	pd	ff	fr	blk	qbh
2018	2	0	0	0	0.0-0	0	0	0	0	0
2019	0	0	0	0	0.0-0	0	0	0	0	0
2020	2	1	0	1	0.0-0	0	0	0	0	0
TOTAL	4	1	0	1	0.0-0	0	0	0	0	0

2020 GAME BY GAME

Date	Opponent	Tackles				Sacks no-yds	Fumble		Pass Defense			blkd kick	PAT Attempts			off			
		ua	a	total	tfl-yds		ff	fr-yds	int-yds	qbh	brup		kick	rush	rcv	saf	t/o	pts	
Oct 31	at UNLV	1	0	1	0.0-0	0.0-0	0	0-0	0-0	0	0	0	0-0	0	0	0	0	-	0
Nov 05	UTAH STATE	0	0	0	0.0-0	0.0-0	0	0-0	0-0	0	0	0	0-0	0	0	0	0	-	0
Totals		1	0	1	0.0-0	0.0-0	0	0-0	0-0	0	0	0	0-0	0	0	0	0	-	0

2020 SINGLE GAME SEASON HIGHS

Tackles: 1, at UNLV (10/31/20)
Sacks: n/a
Tackles for loss: n/a
Fumbles recovered: n/a
Fumbles forced: n/a

SINGLE GAME CAREER HIGHS

Tackles: 1, at UNLV (10/31/20)
Sacks: n/a
Tackles for loss: n/a
Fumbles recovered: n/a
Fumbles forced: n/a

53



ZAK MAHANNAH

NOSE TACKLE // SENIOR // 6-2 // 265
Reno, Nev. (American River College)

NOTES

- Earned his first Division I start vs. Wyoming and has now started in three consecutive games
- Recorded a single-game career-high four tackles in the win at UNLV
- Transferred to Nevada in 2018 after spending two seasons at American River College
- Plans to join the U.S. Navy after college

CAREER STATS

TACKLES	g	ua	a	total	tfl	pd	ff	fr	blk	qbh
2019	6	3	3	6	0.0-0	0	0	0	0	0
2020	3	3	4	7	0.5-1	0	0	0	0	0
TOTAL	9	6	7	13	0.5-1	0	0	0	0	0

2020 GAME BY GAME

Date	Opponent	Tackles				Sacks no-yds	Fumble		Pass Defense			blkd kick	PAT Attempts			off			
		ua	a	total	tfl-yds		ff	fr-yds	int-yds	qbh	brup		kick	rush	rcv	saf	t/o	pts	
Oct 24	WYOMING	0	0	0	0.0-0	0.0-0	0	0-0	0-0	0	0	0	0-0	0	0	0	0	-	0
Oct 31	at UNLV	1	3	4	0.0-0	0.0-0	0	0-0	0-0	0	0	0	0-0	0	0	0	0	-	0
Nov 05	UTAH STATE	2	1	3	0.5-1	0.0-0	0	0-0	0-0	0	0	0	0-0	0	0	0	0	-	0
Totals		3	4	7	0.5-1	0.0-0	0	0-0	0-0	0	0	0	0-0	0	0	0	0	-	0

2020 SINGLE GAME SEASON HIGHS

Tackles: 4, at UNLV (10/31/20)
Sacks: n/a
Tackles for loss: 0.5, Utah State (11/5/20)
Fumbles recovered: n/a
Fumbles forced: n/a

SINGLE GAME CAREER HIGHS

Tackles: 4, at UNLV (10/31/20)
Sacks: n/a
Tackles for loss: 0.5, Utah State (11/5/20)
Fumbles recovered: n/a
Fumbles forced: n/a

7



KAMERON TOOMER

DEFENSIVE END // SENIOR // 6-3 // 260
Las Vegas, Nev. (Palo Verde HS)

NOTES

- Recorded the second sack of his career vs. Wyoming
- Was poised for a breakout season in 2019 before suffering a season-ending injury in week six
- Posted 19 tackles in his six games last season, including a sack against Hawai'i
- His brother, Korey, played collegiate football at Idaho and in the NFL

CAREER STATS

TACKLES	g	ua	a	total	tfl	pd	ff	fr	blk	qbh	SACKS	g	ua	a	total	yards
2017	6	1	5	6	0.0-0	0	0	0	0	0	2017	6	0	0	0.0	0
2018	9	6	0	6	1.0-1	0	0	0	0	0	2018	9	0	0	0.0	0
2019	6	8	11	19	3.0-13	1	0	0	0	2	2019	6	1	0	1.0	6
2020	3	6	2	8	1.5-5	0	0	0	0	0	2020	3	1	0	1.0	4
TOTAL	24	21	18	39	5.5-19	1	0	0	0	2	TOTAL	24	2	0	2.0	10

2020 GAME BY GAME

Date	Opponent	Tackles				Sacks no-yds	Fumble		Pass Defense			blkd kick	PAT Attempts			off			
		ua	a	total	tfl-yds		ff	fr-yds	int-yds	qbh	brup		kick	rush	rcv	saf	t/o	pts	
Oct 24	WYOMING	4	0	4	1.0-4	1.0-4	0	0-0	0-0	0	0	0	0-0	0	0	0	0	-	0
Oct 31	at UNLV	2	2	4	0.5-1	0.0-0	0	0-0	0-0	0	0	0	0-0	0	0	0	0	-	0
Nov 05	UTAH STATE	0	0	0	0.0-0	0.0-0	0	0-0	0-0	0	0	0	0-0	0	0	0	0	-	0
		6	2	8	1.5-5	1.0-4	0	0-0	0-0	0	0	0	0-0	0	0	0	0	-	0

2020 SINGLE GAME SEASON HIGHS

Tackles: 4, at UNLV (10/31/20); Wyoming (10/24/20)
Sacks: 1.0, Wyoming (10/24/20)
Tackles for loss: 1.0, Wyoming (10/24/20)
Fumbles recovered: n/a
Fumbles forced: n/a
Pass breakups: n/a

SINGLE GAME CAREER HIGHS

Tackles: 7, at UTEP (9/21/19)
Sacks: 1.0, Wyoming (10/24/20); Hawai'i (9/28/19)
Tackles for loss: 1.5, Hawai'i (9/28/19)
Fumbles recovered: n/a
Fumbles forced: n/a
Pass breakups: 1, San Jose State (10/12/19)

23



JACK POWERS

DEFENSIVE END // SOPHOMORE // 6-2 // 235
Granite Bay, Calif. (Granite Bay HS)

NOTES

- Switched from linebacker to defensive end in the offseason
- Has appeared in one game in each of the last two seasons, redshirting in 2018
- Made the first tackle of his collegiate career during the Famous Idaho Potato Bowl last season
- His father, Jeff, was a swimmer in college at USC

CAREER STATS

TACKLES	g	ua	a	total	tfl	pd	ff	fr	blk	qbh
2018	1	0	0	0	0.0-0	0	0	0	0	0
2019	1	0	1	1	0.0-0	0	0	0	0	0
2020	3	0	0	0	0.0-0	0	0	0	0	0
TOTAL	5	0	1	1	0.0-0	0	0	0	0	0

2020 SINGLE GAME SEASON HIGHS

Tackles: n/a
Sacks: n/a
Tackles for loss: n/a
Fumbles recovered: n/a
Fumbles forced: n/a

SINGLE GAME CAREER HIGHS

Tackles: 1, vs. Ohio (1/3/20)
Sacks: n/a
Tackles for loss: n/a
Fumbles recovered: n/a
Fumbles forced: n/a

30



LAWSON HALL

LINEBACKER // SENIOR // 6-0 // 235
Harbor City, Calif. (Narbonne HS)

NOTES

- Recorded a sack vs. Wyoming, giving him 2.5 in his career
- Placed on the preseason watch list for the Wuerffel Trophy
- Named one of four team captains for the 2020 season
- Participated in a conference call in the offseason with U.S. Senator Catherine Cortez-Masto on social justice issues

CAREER STATS

TACKLES	g					total					SACKS	g					total					INTERCEPTIONS	g					total				
	g	ua	a	total	tfl	pd	ff	fr	blk	qbh		g	ua	a	total	yards	g	ua	a	total	yards		g	ua	a	total	td	long				
2017	12	15	21	36	2.0-3	0	0	1	0	0	2017	12	0	0	0.0	0	2017	12	0	0	0	0	2017	12	0	0	0	0				
2018	13	11	12	23	2.5-4	0	0	0	0	0	2018	13	0	0	0.0	0	2018	13	0	0	0	0	2018	13	0	0	0	0				
2019	13	35	23	58	3.0-12	4	0	0	0	0	2019	13	1	1	1.5	1.0	2019	13	2	2	2	0	2019	13	2	2	2	0				
2020	3	9	5	14	1.0-10	0	0	0	0	0	2020	3	1	0	1.0	1.0	2020	3	0	0	0	0	2020	3	0	0	0	0				
TOTAL	41	70	61	131	8.5-29	4	0	1	0	0	TOTAL	41	2	1	2.5	2.0	TOTAL	41	2	2	2	0	TOTAL	41	2	2	2	0				

2020 GAME BY GAME

Date	Opponent	Tackles					Sacks	Fumble		Pass Defense			blkd	PAT Attempts			off			
		ua	a	total	tfl-yds	no-yds		ff	fr-yds	int-yds	qbh	brup		kick	kick	rush	rcv	saf	t/o	pts
Oct 24	WYOMING	5	1	6	1.0-10	1.0-10	0	0-0	0-0	0	0	0	0	0-0	0	0	0	0	-	0
Oct 31	at UNLV	3	3	6	0.0-0	0.0-0	0	0-0	0-0	0	0	0	0	0-0	0	0	0	0	-	0
Nov 05	UTAH STATE	1	1	2	0.0-0	0.0-0	0	0-0	0-0	0	0	0	0	0-0	0	0	0	0	-	0
		9	5	14	1.0-10	1.0-10	0	0-0	0-0	0	0	0	0	0-0	0	0	0	0	-	0

2020 SINGLE GAME SEASON HIGHS

Tackles: 6, at UNLV (10/31/20); Wyoming (10/24/20)
Tackles for loss: 1.0, Wyoming (10/24/20)
Sacks: 1.0, Wyoming (10/24/20)
Fumbles recovered: n/a
Pass breakups: n/a
Interceptions: n/a
Long interception return: n/a

SINGLE GAME CAREER HIGHS

Tackles: 9, vs. Ohio (1/3/20)
Tackles for loss: 1.0, Seven times; most recent Wyoming (10/24/20)
Sacks: 1.0, Wyoming (10/24/20); Hawai'i (9/28/19)
Fumbles recovered: 1, UNLV (11/25/17)
Pass breakups: 1, San Jose State (10/12/19); Purdue (8/30/19)
Interceptions: 1, at Fresno State (11/23/19); at UTEP (9/21/19)
Long interception return: 2, at UTEP (9/21/19)

34



JOSIAH BRADLEY

LINEBACKER // SOPHOMORE // 6-1 // 220
Scottsdale, Ariz. (Saguaro HS)

NOTES

- Recorded his first collegiate tackle vs. Wyoming and finished the game with three tackles, including half of a TFL
- Looks to get more involved with the Wolf Pack linebackers after an injury plagued 2019
- Has battled injuries for most of his time with the Wolf Pack
- Had played in four games during his first two seasons at Nevada

CAREER STATS

TACKLES	g	ua	a	total	tfl	pd	ff	fr	blk	qbh
2018	3	0	0	0	0.0-0	0	0	0	0	0
2019	1	0	0	0	0.0-0	0	0	0	0	0
2020	3	1	3	4	0.5-1	0	0	0	0	0
TOTAL	7	1	3	4	0.5-1	0	0	0	0	0

2020 GAME BY GAME

Date	Opponent	Tackles					Sacks	Fumble		Pass Defense			blkd	PAT Attempts			off			
		ua	a	total	tfl-yds	no-yds		ff	fr-yds	int-yds	qbh	brup		kick	kick	rush	rcv	saf	t/o	pts
Oct 24	WYOMING	1	2	3	0.5-1	0.0-0	0	0-0	0-0	0	0	0	0	0-0	0	0	0	0	-	0
Oct 31	at UNLV	0	0	0	0.0-0	0.0-0	0	0-0	0-0	0	0	0	0	0-0	0	0	0	0	-	0
Nov 05	UTAH STATE	0	1	1	0.0-0	0.0-0	0	0-0	0-0	0	0	0	0	0-0	0	0	0	0	-	0
		1	3	4	0.5-1	0.0-0	0	0-0	0-0	0	0	0	0	0-0	0	0	0	0	-	0

2020 SINGLE GAME SEASON HIGHS

Tackles: 3, Wyoming (10/24/20)
Tackles for loss: 0.5, Wyoming (10/24/20)
Sacks: n/a

SINGLE GAME CAREER HIGHS

Tackles: 3, Wyoming (10/24/20)
Tackles for loss: 0.5, Wyoming (10/24/20)
Sacks: n/a

36



NAKI MATEIALONA

LINEBACKER // FRESHMAN // 6-1 // 220
Compton, Calif. (Dominguez HS)

NOTES

- Made his collegiate debut as a true freshman vs. Wyoming
- Was a three-year starter in football, playing on offense, defense and special teams
- His cousin, Josh Tupou, played college football at Colorado and in the NFL for the Cincinnati Bengals
- First name is Tongiaki but goes by the nickname Naki

CAREER STATS

PARTICIPATION	g
2020	1 No other statistics
TOTAL	1 No other statistics

10



LAMIN TOURAY

LINEBACKER // JUNIOR // 6-0 // 235
Mission Hills, Calif. (Bishop Alemany HS)

NOTES

- Recorded the first sack of his career in the win at UNLV that went for an eight-yard loss
- Totaled a single-game career-high seven tackles vs. Wyoming in his first career start
- Saw an increased role at linebacker in 2019, totaling a single-season career-high 18 tackles
- Earned the Pack's special teams scout team award following the 2018 season

CAREER STATS

TACKLES	g	ua	a	total	tfl	pd	ff	fr	blk	qbh
2018	1	0	0	0	0.0-0	0	0	0	0	0
2019	12	6	12	18	0.0-0	0	0	0	0	0
2020	2	6	5	11	1.0-8	0	0	0	0	0
TOTAL	15	12	17	29	1.0-8	0	0	0	0	0

SACKS	g	ua	a	total	yards
2018	1	0	0	0.0	0
2019	12	0	0	0.0	0
2020	2	1	0	1.0	8
TOTAL	15	1	0	1.0	8

2020 GAME BY GAME

Date	Opponent	ua	a	total	tfl-yds	no-yds	ff	fr-yds	int-yds	qbh	brup	kick	kick	rush	rcv	saf	t/o	pts	
Oct 24	WYOMING	4	3	7	0.0-0	0.0-0	0	0-0	0-0	0	0	0	0	0-0	0	0	0	-	0
Oct 31	at UNLV	2	2	4	1.0-8	1.0-8	0	0-0	0-0	0	0	0	0	0-0	0	0	0	-	0
Totals		6	5	11	1.0-8	1.0-8	0	0-0	0-0	0	0	0	0	0-0	0	0	0	-	0

2020 SINGLE GAME SEASON HIGHS

Tackles: 7, Wyoming (10/24/20)
Tackles for loss: n/a
Sacks: n/a

SINGLE GAME CAREER HIGHS

Tackles: 7, Wyoming (10/24/20)
Tackles for loss: n/a
Sacks: n/a

11



DAIYAN HENLEY

LINEBACKER // JUNIOR // 6-1 // 220
Los Angeles, Calif. (Crenshaw HS)

NOTES

- Doubled his previous single-game high with a team-high eight tackles in the win over Utah State
- Made the switch from defensive back to linebacker in the offseason
- Received a medical redshirt for the 2019 season
- Originally began his career at Nevada as a wide receiver

CAREER STATS

TACKLES	g	ua	a	total	tfl	pd	ff	fr	blk	qbh
2017	12	2	0	2	0.0-0	0	0	0	0	0
2018	12	1	0	1	0.0-0	0	0	0	0	0
2019	4	4	1	5	0.0-0	0	0	0	0	0
2020	3	8	4	12	0.0-0	0	0	0	0	0
TOTAL	31	15	5	20	0.0-0	0	0	0	0	0

KICK RETURNS	g	no.	yards	td	long	avg/r	avg/g
2017	12	19	439	0	47	23.1	36.6
2018	12	5	111	0	26	22.2	9.2
2019	4	1	12	0	12	12.0	3.0
2020	3	0	0	0	0	0.0	0.0
TOTAL	31	25	562	0	47	22.5	18.1

2020 GAME BY GAME

Date	Opponent	Tackles			Sacks	Fumble		Pass Defense			blkd	PAT Attempts			off				
		ua	a	total		tfl-yds	no-yds	ff	fr-yds	int-yds		qbh	brup	kick	kick	rush	rcv	saf	t/o
Oct 24	WYOMING	0	0	0	0.0-0	0.0-0	0	0-0	0-0	0	0	0	0-0	0	0	0	0	-	0
Oct 31	at UNLV	3	1	4	0.0-0	0.0-0	0	0-0	0-0	0	0	0	0-0	0	0	0	0	-	0
Nov 05	UTAH STATE	5	3	8	0.0-0	0.0-0	0	0-0	0-0	0	0	0	0-0	0	0	0	0	-	0
Totals		8	4	12	0.0-0	0.0-0	0	0-0	0-0	0	0	0	0-0	0	0	0	0	-	0

2020 SINGLE GAME SEASON HIGHS

Tackles: 8, Utah State (11/5/20)
Tackles for loss: n/a
Sacks: n/a
Kick returns: n/a
Kick return yards: n/a
Long kick return: n/a

SINGLE GAME CAREER HIGHS

Tackles: 8, Utah State (11/5/20)
Tackles for loss: n/a
Sacks: n/a
Kick returns: 3, Five times; most recent at San Diego State (11/18/17)
Kick return yards: 93, Air Force (10/20/17)
Long kick return: 47, Air Force (10/20/17)

45



TREVOR PRICE

LINEBACKER // JUNIOR // 5-10 // 215
Round Rock, Texas (Cedar Ridge HS)

NOTES

- Set a single-game career-high of four tackles in the win over Utah State
- Recorded two tackles in his 2020 debut vs. Wyoming
- Has suffered an injury plagued career to this point heading into his junior year
- Majoring in criminal justice with hopes of becoming a DEA agent

CAREER STATS

TACKLES	g	ua	a	total	tfl	pd	ff	fr	blk	qbh
2018	5	1	1	2	0.0-0	0	0	0	0	0
2019	8	3	5	8	1.0-1	0	0	0	0	0
2020	3	2	5	7	0.5-1	0	0	0	0	0
TOTAL	16	6	11	17	1.5-2	0	0	0	0	0

2020 GAME BY GAME

Date	Opponent	Tackles			tfl-yds	Sacks no-yds	Fumble		Pass Defense			blkd kick	PAT Attempts			off			
		ua	a	total			ff	fr-yds	int-yds	qbh	brup		kick	rush	rcv	saf	t/o	pts	
Oct 24	WYOMING	0	2	2	0.0-0	0.0-0	0	0-0	0-0	0	0	0	0-0	0	0	0	0	-	0
Oct 31	at UNLV	0	1	1	0.0-0	0.0-0	0	0-0	0-0	0	0	0	0-0	0	0	0	0	-	0
Nov 05	UTAH STATE	2	2	4	0.5-1	0.0-0	0	0-0	0-0	0	0	0	0-0	0	0	0	0	-	0
		2	5	7	0.5-1	0.0-0	0	0-0	0-0	0	0	0	0-0	0	0	0	0	-	0


2020 SINGLE GAME SEASON HIGHS

Tackles: 4, Utah State (11/5/20)
Tackles for loss: 0.5, Utah State (11/5/20)
Sacks: n/a

SINGLE GAME CAREER HIGHS

Tackles: 4, Utah State (11/5/20)
Tackles for loss: 0.5, Utah State (11/5/20)
Sacks: n/a

4



EJ MUHAMMAD

DEFENSIVE BACK // SENIOR // 5-11 // 195
Desoto, Texas (Desoto HS)

NOTES

- Recorded his first TFL of the season at UNLV, giving him 3.5 TFLs in his career
- Granted a sixth year of eligibility by the NCAA after receiving a medical hardship for the 2018 season
- Posted a career season in 2019, totaling 58 tackles (previous high was 13)
- One of the leaders of the Wolf Pack secondary with 37 career appearances

CAREER STATS

TACKLES	g	ua	a	total	tfl	pd	ff	fr	blk	qbh
2016	12	10	3	13	0.0-0	1	1	0	0	0
2017	9	7	5	12	1.0-2	0	0	0	0	0
2018	2	4	4	8	0.0-0	2	0	0	0	0
2019	12	40	18	58	1.5-3	6	1	1	0	0
2020	3	4	4	8	1.0-2	1	0	0	0	0
TOTAL	38	65	34	99	3.5-7	10	2	1	0	0

2020 GAME BY GAME

Date	Opponent	Tackles			tfl-yds	Sacks no-yds	Fumble		Pass Defense			blkd kick	PAT Attempts			off			
		ua	a	total			ff	fr-yds	int-yds	qbh	brup		kick	rush	rcv	saf	t/o	pts	
Oct 24	WYOMING	2	1	3	0.0-0	0.0-0	0	0-0	0-0	0	0	0	0-0	0	0	0	0	-	0
Oct 31	at UNLV	2	2	4	1.0-2	0.0-0	0	0-0	0-0	0	1	0	0-0	0	0	0	0	-	0
Nov 05	UTAH STATE	0	1	1	0.0-0	0.0-0	0	0-0	0-0	0	0	0	0-0	0	0	0	0	-	0
		4	4	8	1.0-2	0.0-0	0	0-0	0-0	0	1	0	0-0	0	0	0	0	-	0

2020 SINGLE GAME SEASON HIGHS

Tackles: 4, at UNLV (10/31/20)
Tackles for loss: 1.0, at UNLV (10/31/20)
Fumbles forced: n/a
Fumbles recovered: n/a
Pass breakups: 1, at UNLV (10/31/20)

SINGLE GAME CAREER HIGHS

Tackles: 10, Purdue (8/30/19)
Tackles for loss: 1.0, three times; most recent at UNLV (10/31/20)
Fumbles forced: 1, Purdue (8/30/19); San Diego State (11/12/16)
Fumbles recovered: 1, Purdue (8/30/19)
Pass breakups: 2, at San Diego State (11/9/19); Weber State (9/14/19)

13



JORDAN LEE

DEFENSIVE BACK // JUNIOR // 5-11 // 205
Los Angeles, Calif. (Bishop Gorman HS)

NOTES

- Recorded his first set of tackles of the season with three at UNLV
- Became a huge presence in the Wolf Pack secondary in 2019, registering 40 tackles, four of them for a loss
- Posted two tackles for loss, a sack and an interception last season
- Named one of the team's Newcomers of the Year

CAREER STATS

TACKLES										INTERCEPTIONS						SACKS					
	g	ua	a	total	tfl	pd	ff	fr	blk		qbh	g	no.	yards	td		long	g	ua	a	total
2018	12	2	2	4	0.0-0	0	0	0	0	0	2018	12	0	0	0	2018	12	0	0	0.0	0
2019	13	29	11	40	4.0-27	2	0	0	0	0	2019	13	1	0	0	2019	13	1	0	1.0	22
2020	3	2	1	3	1.0-2	0	0	0	0	0	2020	3	0	0	0	2020	3	0	0	0.0	0
TOTAL	28	33	14	47	5.0-29	2	0	0	0	0	TOTAL	28	1	0	0	TOTAL	28	1	0	1.0	22

2020 GAME BY GAME

Date	Opponent	Tackles				Sacks	Fumble		Pass Defense			blkd	PAT Attempts			off			
		ua	a	total	tfl-yds		no-yds	ff	fr-yds	int-yds	qbh		brup	kick	kick	rush	rcv	saf	t/o
Oct 24	WYOMING	0	0	0	0.0-0	0.0-0	0	0-0	0-0	0	0	0	0-0	0	0	0	0	-	0
Oct 31	at UNLV	2	1	3	1.0-2	0.0-0	0	0-0	0-0	0	0	0	0-0	0	0	0	0	-	0
Nov 05	UTAH STATE	0	0	0	0.0-0	0.0-0	0	0-0	0-0	0	0	0	0-0	0	0	0	0	-	0
		2	1	3	1.0-2	0.0-0	0	0-0	0-0	0	0	0	0-0	0	0	0	0	-	0

2020 SINGLE GAME SEASON HIGHS

Tackles: 3, at UNLV (10/31/20)
Tackles for loss: n/a
Sacks: n/a
Interceptions: n/a
Pass breakups: n/a

SINGLE GAME CAREER HIGHS

Tackles: 9, vs. Ohio (1/3/20)
Tackles for loss: 2.0, at Fresno State (11/23/19)
Sacks: 1.0, at Fresno State (11/23/19)
Interceptions: 1, at UTEP (9/21/19)
Pass breakups: 1, vs. Ohio (1/3/20)

25



AJ KING

DEFENSIVE BACK // FRESHMAN // 6-1 // 185
Los Angeles, Calif. (Locke College Prep)

NOTES

- Earned his first collegiate start against Utah State, making two tackles and had two pass breakups
- Recorded the first set of tackles in his collegiate career with five at UNLV
- Made his collegiate debut as a true freshman vs. Wyoming
- His brother Akeem played college football at UCLA and his brother Kevin played collegiately at Arizona State

CAREER STATS

TACKLES	g	ua	a	total	tfl	pd	ff	fr	blk	qbh
2020	3	5	2	7	0.0-0	3	0	0	0	0
TOTAL	3	5	2	7	0.0-0	3	0	0	0	0

2020 GAME BY GAME

Date	Opponent	Tackles				Sacks	Fumble		Pass Defense			blkd	PAT Attempts			off			
		ua	a	total	tfl-yds		no-yds	ff	fr-yds	int-yds	qbh		brup	kick	kick	rush	rcv	saf	t/o
Oct 24	WYOMING	0	0	0	0.0-0	0.0-0	0	0-0	0-0	0	0	0	0-0	0	0	0	0	-	0
Oct 31	at UNLV	4	1	5	0.0-0	0.0-0	0	0-0	0-0	0	1	0	0-0	0	0	0	0	-	0
Nov 05	UTAH STATE	1	1	2	0.0-0	0.0-0	0	0-0	0-0	0	2	0	0-0	0	0	0	0	-	0
		5	2	7	0.0-0	0.0-0	0	0-0	0-0	0	3	0	0-0	0	0	0	0	-	0

2020 SINGLE GAME SEASON HIGHS

Tackles: 5, at UNLV (10/31/20)
Tackles for loss: n/a
Sacks: n/a
Interceptions: n/a
Pass breakups: 2, Utah State (11/5/20)

SINGLE GAME CAREER HIGHS

Tackles: 5, at UNLV (10/31/20)
Tackles for loss: n/a
Sacks: n/a
Interceptions: n/a
Pass breakups: 2, Utah State (11/5/20)

1



BERDALE ROBINS

DEFENSIVE BACK // SENIOR // 5-9 // 170
Los Angeles, Calif. (Los Angeles HS)

NOTES

- Posted a season-high seven tackles in the win over UNLV
- Picked off a pass vs. Wyoming to give him four career interceptions, which leads all active Pack players
- Put meals together for the homeless in Los Angeles shortly after the COVID-19 pandemic hit the United States
- Was coached in high school by current Wolf Pack receivers coach Eric Scott

CAREER STATS

TACKLES										INTERCEPTIONS					KICK RETURNS							
g	ua	a	total	tfl	pd	ff	fr	blk	qbh	g	no.	yards	td	long	g	no.	yards	td	long	avg/r		
2017	7	0	0	0	0.0-0	1	0	0	0	2017	7	0	0	0	0	2017	7	8	150	0	33	18.8
2018	10	13	3	16	0.0-0	6	0	0	0	2018	10	1	0	0	0	2018	10	0	0	0	0	0.0
2019	13	13	5	18	0.0-0	7	0	1	0	2019	13	2	5	0	5	2019	13	0	0	0	0	0.0
2020	3	9	5	14	0.0-0	2	0	0	0	2020	3	1	0	0	0	2020	3	0	0	0	0	0.0
TOTAL	33	35	13	48	0.0-0	16	0	1	0	TOTAL	33	4	5	0	5	TOTAL	33	8	150	0	33	18.8

2020 GAME BY GAME

Date	Opponent	Tackles				Sacks no-yds	Fumble		Pass Defense			blkd kick	PAT Attempts			off		
		ua	a	total	tfl-yds		ff	fr-yds	int-yds	qbh	brup		kick	rush	rcv	saf	t/o	pts
Oct 24	WYOMING	3	1	4	0.0-0	0.0-0	0	0-0	1-0	0	0	0	0-0	0	0	0	-	0
Oct 31	at UNLV	5	2	7	0.0-0	0.0-0	0	0-0	0-0	0	0	0	0-0	0	0	0	-	0
Nov 05	UTAH STATE	1	2	3	0.0-0	0.0-0	0	0-0	0-0	0	1	0	0-0	0	0	0	-	0
		9	5	14	0.0-0	0.0-0	0	0-0	1-0	0	1	0	0-0	0	0	0	-	0

2020 SINGLE GAME SEASON HIGHS

Tackles: 7, at UNLV (10/31/20)
Pass breakups: 1, Utah State (11/5/20)
Interceptions: 1, Wyoming (10/24/20)
Long interception return: n/a
Fumbles recovered: n/a
Kick returns: n/a
Kick return yards: n/a
Long kick return: n/a

SINGLE GAME CAREER HIGHS

Tackles: 9, Oregon State (9/15/18)
Pass breakups: 3, Purdue (8/30/19); Oregon State (9/15/18)
Interceptions: 1, Four times; most recent Wyoming (10/24/20)
Long interception return: 5, at Utah State (10/19/19)
Fumbles recovered: 1, at Utah State (10/19/19)
Kick returns: 5, Idaho State (9/16/17)
Kick return yards: 105, Idaho State (9/16/17)
Long kick return: 33, Idaho State (9/16/17)

19



KIERAN CLARK

DEFENSIVE BACK // RS-FRESHMAN // 5-11 // 190
Peoria, Ariz. (Centennial HS)

NOTES

- Earned his first collegiate start vs. Wyoming
- Cracked the depth chart for the start of the season after redshirting last season
- Appeared in one game in his true freshman season in 2019
- Was part of back-to-back state championships in high school at Centennial

CAREER STATS

TACKLES									
g	ua	a	total	tfl	pd	ff	fr	blk	ql
2019	2	0	0	0	0.0-0	0	0	0	0
2020	3	3	0	3	0.0-0	1	0	0	0
TOTAL	5	3	0	3	0.0-0	1	0	0	0

2020 GAME BY GAME

Date	Opponent	Tackles				Sacks no-yds	Fumble		Pass Defense			blkd kick	PAT Attempts			off		
		ua	a	total	tfl-yds		ff	fr-yds	int-yds	qbh	brup		kick	rush	rcv	saf	t/o	pts
Oct 24	WYOMING	0	0	0	0.0-0	0.0-0	0	0-0	0-0	0	0	0	0-0	0	0	0	-	0
Oct 31	at UNLV	2	0	2	0.0-0	0.0-0	0	0-0	0-0	0	1	0	0-0	0	0	0	-	0
Nov 05	UTAH STATE	1	0	1	0.0-0	0.0-0	0	0-0	0-0	0	0	0	0-0	0	0	0	-	0
		3	0	3	0.0-0	0.0-0	0	0-0	0-0	0	1	0	0-0	0	0	0	-	0

2020 SINGLE GAME SEASON HIGHS

Tackles: 2, at UNLV (10/31/20)
Pass breakups: 1, at UNLV (10/31/20)
Interceptions: n/a
Long interception return: n/a

SINGLE GAME CAREER HIGHS

Tackles: 2, at UNLV (10/31/20)
Pass breakups: 1, at UNLV (10/31/20)
Interceptions: n/a
Long interception return: n/a

15



JADEN DEDMAN

DEFENSIVE BACK // SOPHOMORE // 5-9 // 175
 Rancho Cucamonga, Calif. (Upland HS)

NOTES

- Has four tackles this season, surpassing his 2019 total
- Saw a mix of playing time in 2019 in the defensive backfield
- Made three tackles last season, all at Wyoming
- Had appeared in 12 games in his previous two years at Nevada, redshirting in 2018

CAREER STATS

TACKLES	g	ua	a	total	tfl	pd	ff	fr	blk	qbh
2018	1	0	0	0	0.0-0	0	0	0	0	0
2019	11	0	3	3	0.0-0	0	0	0	0	0
2020	3	1	3	4	0.0-0	0	0	0	0	0
TOTAL	15	1	6	7	0.0-0	0	0	0	0	0

2020 GAME BY GAME

Date	Opponent	Tackles			tfl-yds	Sacks no-yds	Fumble		Pass Defense			blkd kick	PAT Attempts			off			
		ua	a	total			ff	fr-yds	int-yds	qbh	brup		kick	rush	rcv	saf	t/o	pts	
Oct 24	WYOMING	1	1	2	0.0-0	0.0-0	0	0-0	0-0	0	0	0	0-0	0	0	0	0	-	0
Oct 31	at UNLV	0	1	1	0.0-0	0.0-0	0	0-0	0-0	0	0	0	0-0	0	0	0	0	-	0
Nov 05	UTAH STATE	0	1	1	0.0-0	0.0-0	0	0-0	0-0	0	0	0	0-0	0	0	0	0	-	0
		1	3	4	0.0-0	0.0-0	0	0-0	0-0	0	0	0	0-0	0	0	0	0	-	0

2020 SINGLE GAME SEASON HIGHS

Tackles: 2, Wyoming (10/24/20)
 Tackles for loss: n/a
 Pass breakups: n/a
 Interceptions: n/a
 Long interception return: n/a

SINGLE GAME CAREER HIGHS

Tackles: 3, at Wyoming (10/26/19)
 Tackles for loss: n/a
 Pass breakups: n/a
 Interceptions: n/a
 Long interception return: n/a

38



CHRISTIAN SWINT

DEFENSIVE BACK // JUNIOR // 5-11 // 195
 Compton, Calif. (Riverside City College)

NOTES

- Made his 2020 debut against Utah State, making three tackles
- Played in eight games in his debut season with the Wolf Pack in 2019
- Also returned four kicks last year for 64 yards
- Transferred to Nevada last year after spending one season at Riverside City College

CAREER STATS

TACKLES	g	ua	a	total	tfl	pd	ff	fr	blk	qbh
2019	8	3	1	4	0.0-0	1	0	0	0	0
2020	1	1	2	3	0.0-0	0	0	0	0	0
TOTAL	9	4	3	7	0.0-0	1	0	0	0	0

KICK RETURNS	g	no.	yards	td	long	avg/r	avg/g
2019	8	4	64	0	22	16.0	8.0
2020	1	0	0	0	0	0.0	0.0
TOTAL	9	4	64	0	22	16.0	7.1

2020 GAME BY GAME

Date	Opponent	ua	a	total	tfl-yds	no-yds	ff	fr-yds	int-yds	qbh	brup	kick	kick	rush	rcv	saf	t/o	pts
Nov 05	UTAH STATE	1	2	3	0.0-0	0.0-0	0	0-0	0-0	0	0	0	0-0	0	0	0	-	0
		1	2	3	0.0-0	0.0-0	0	0-0	0-0	0	0	0	0-0	0	0	0	-	0

2020 SINGLE GAME SEASON HIGHS

Tackles: 3, Utah State (11/5/20)
 Tackles for loss: n/a
 Pass breakups: n/a
 Interceptions: n/a
 Long interception return: n/a
 Kick returns: n/a
 Kick return yards: n/a
 Long kick return: n/a

SINGLE GAME CAREER HIGHS

Tackles: 4, vs. Ohio (1/3/20)
 Tackles for loss: n/a
 Pass breakups: 1, vs. Ohio (1/3/20)
 Interceptions: n/a
 Long interception return: n/a
 Kick returns: 2, vs. Ohio (1/3/20)
 Kick return yards: 30, vs. Ohio (1/3/20)
 Long kick return: 22, at Utah State (10/19/19)

33



JoJUAN CLAIBORNE

DEFENSIVE BACK // JUNIOR // 5-11 // 185
Las Vegas, Nev. (Bishop Gorman HS)

NOTES

- Led Nevada with a career-high eight tackles in the win at UNLV, which included six solo stops
- Earned the first start of his collegiate career vs. Wyoming and has now started in two consecutive games
- Saw a lot of playing time on special teams in 2019, making five tackles
- Part of back-to-back state championships in high school at Bishop Gorman in Las Vegas

CAREER STATS

TACKLES	g	ua	a	total	tfl	pd	ff	fr	blk	qbh
2018	11	0	0	0	0.0-0	0	0	0	0	0
2019	13	3	2	5	0.0-0	0	0	0	0	0
2020	3	10	5	15	0.0-0	0	0	0	0	0
TOTAL	27	13	7	20	0.0-0	0	0	0	0	0

2020 GAME BY GAME

Date	Opponent	Tackles			tfl-yds	Sacks no-yds	Fumble		Pass Defense			blkd kick	PAT Attempts			off			
		ua	a	total			ff	fr-yds	int-yds	qbh	brup		kick	rush	rcv	saf	t/o	pts	
Oct 24	WYOMING	1	0	1	0.0-0	0.0-0	0	0-0	0-0	0	0	0	0-0	0	0	0	0	-	0
Oct 31	at UNLV	6	2	8	0.0-0	0.0-0	0	0-0	0-0	0	0	0	0-0	0	0	0	0	-	0
Nov 05	UTAH STATE	3	3	6	0.0-0	0.0-0	0	0-0	0-0	0	0	0	0-0	0	0	0	0	-	0
		10	5	15	0.0-0	0.0-0	0	0-0	0-0	0	0	0	0-0	0	0	0	0	-	0

2020 SINGLE GAME SEASON HIGHS

Tackles: 8, at UNLV (10/31/20)
Tackles for loss: n/a
Pass breakups: n/a
Interceptions: n/a
Long interception return: n/a

SINGLE GAME CAREER HIGHS

Tackles: 8, at UNLV (10/31/20)
Tackles for loss: n/a
Pass breakups: n/a
Interceptions: n/a
Long interception return: n/a

22



JAYCE GODLEY

DEFENSIVE BACK // SOPHOMORE // 5-11 // 200
Arlington, Texas (Arlington-Martin HS)

NOTES

- Played in 12 of 13 games during his true freshman season in 2019
- Made his presence felt on special teams, totaling 13 tackles on the year
- Expected to serve a bigger role in the defensive backfield in his sophomore season
- His father, Jeff Godley, played college football at TCU

CAREER STATS

TACKLES	g	ua	a	total	tfl	pd	ff	fr	blk	qbh
2019	12	9	4	13	0.0-0	0	0	0	0	0
2020	1	0	0	0	0.0-0	0	0	0	0	0
TOTAL	13	9	4	13	0.0-0	0	0	0	0	0

2020 SINGLE GAME SEASON HIGHS

Tackles: n/a
Tackles for loss: n/a
Pass breakups: n/a
Interceptions: n/a
Long interception return: n/a

SINGLE GAME CAREER HIGHS

Tackles: 2, Five times; most recent vs. Ohio (1/3/20)
Tackles for loss: n/a
Pass breakups: n/a
Interceptions: n/a
Long interception return: n/a

6



TYSON WILLIAMS

DEFENSIVE BACK // JUNIOR // 5-9 // 200
Dothan, Ala. (Dothan HS)

NOTES

- Leads the Wolf Pack defense with 16 tackles through the first three games
- Led the Wolf Pack last season with 85 total tackles, which ranked in the top 20 in the conference
- Named to the preseason All-MW third team by Phil Steele Magazine and All-MW fourth team by Athlon Sports
- Recorded eight pass breakups last season to lead the Wolf Pack

CAREER STATS

TACKLES										INTERCEPTIONS							
	g	ua	a	total	tfl	pd	ff	fr	blk	qbh	g	no.	yards	td	long	avg/r	avg/g
2018	10	16	4	20	1.0-4	2	0	0	0	0	2018	10	0	0	0	0.0	0.0
2019	13	50	35	85	2.0-2	8	0	0	0	0	2019	13	1	14	0	14.0	1.1
2020	3	13	3	16	0.0-0	1	0	0	0	0	2020	3	0	0	0	0.0	0.0
TOTAL	26	79	42	121	3.0-6	11	0	0	0	0	TOTAL	26	1	14	0	14.0	0.5

2020 GAME BY GAME

Date	Opponent	Tackles			tfl-yds	Sacks no-yds	Fumble		Pass Defense			blkd kick	PAT Attempts			off			
		ua	a	total			ff	fr-yds	int-yds	qbh	brup		kick	rush	rcv	saf	t/o	pts	
Oct 24	WYOMING	6	1	7	0.0-0	0.0-0	0	0-0	0-0	0	0	0	0-0	0	0	0	0	-	0
Oct 31	at UNLV	5	1	6	0.0-0	0.0-0	0	0-0	0-0	0	1	0	0-0	0	0	0	0	-	0
Nov 05	UTAH STATE	2	1	3	0.0-0	0.0-0	0	0-0	0-0	0	0	0	0-0	0	0	0	0	-	0
		13	3	16	0.0-0	0.0-0	0	0-0	0-0	0	1	0	0-0	0	0	0	0	-	0

2020 SINGLE GAME SEASON HIGHS

Tackles: 7, Wyoming (10/24/20)
Tackles for loss: n/a
Pass breakups: 1, at UNLV (10/31/20)
Interceptions: n/a
Long interception return: n/a

SINGLE GAME CAREER HIGHS

Tackles: 12, Purdue (8/30/19)
Tackles for loss: 1.0, Three times; most recent vs. Ohio (1/3/20)
Pass breakups: 2, Three times; most recent UNLV (11/30/19)
Interceptions: 1, at UTEP (9/21/19)
Long interception return: 14, at UTEP (9/21/19)

5



EMAMY JOHNSON

DEFENSIVE BACK // SOPHOMORE // 6-2 // 205
Hercules, Calif. (Hercules HS)

NOTES

- Led the Wolf Pack defense with eight tackles vs. Wyoming and added a pass breakup
- Was a productive member of the defensive backfield in 2019 despite limited playing time
- Recorded 30 total tackles in just eight games last season
- Has a wolf dog named Kobi

CAREER STATS

TACKLES										
	g	ua	a	total	tfl	pd	ff	fr	blk	qbh
2018	2	0	0	0	0.0-0	0	0	0	0	0
2019	8	20	10	30	1.0-1	1	0	0	0	1
2020	3	8	4	12	0.0-0	1	0	0	0	0
TOTAL	13	28	14	42	1.0-1	2	0	0	0	1

2020 GAME BY GAME

Date	Opponent	Tackles			tfl-yds	Sacks no-yds	Fumble		Pass Defense			blkd kick	PAT Attempts			off			
		ua	a	total			ff	fr-yds	int-yds	qbh	brup		kick	rush	rcv	saf	t/o	pts	
Oct 24	WYOMING	6	2	8	0.0-0	0.0-0	0	0-0	0-0	0	1	0	0-0	0	0	0	0	-	0
Oct 31	at UNLV	1	1	2	0.0-0	0.0-0	0	0-0	0-0	0	0	0	0-0	0	0	0	0	-	0
Nov 05	UTAH STATE	1	1	2	0.0-0	0.0-0	0	0-0	0-0	0	0	0	0-0	0	0	0	0	-	0
		8	4	12	0.0-0	0.0-0	0	0-0	0-0	0	1	0	0-0	0	0	0	0	-	0

2020 SINGLE GAME SEASON HIGHS

Tackles: 8, Wyoming (10/24/20)
Tackles for loss: n/a
Pass breakups: 1, Wyoming (10/24/20)
Interceptions: n/a
Long interception return: n/a

SINGLE GAME CAREER HIGHS

Tackles: 9, Hawai'i (9/28/19)
Tackles for loss: 1.0, Hawai'i (9/28/19)
Pass breakups: 1, Wyoming (10/24/20); San Jose State (10/12/19)
Interceptions: n/a
Long interception return: n/a

43



BRANDON TALTON

PLACE KICKER // SOPHOMORE // 5-9 // 180
Vacaville, Calif. (Vacaville HS)

NOTES

- Is perfect through three games, hitting 6-of-6 FG attempts with a long of 36 yards
- Has made his last 12 field goal attempts dating back to last season
- Named a preseason All-Mountain West selection and to the preseason watch list for the Lou Groza Award
- Hit two game-winning FGs last season, including a 56-yarder to beat Purdue in his collegiate debut

CAREER STATS

FIELD GOALS					SCORING										
	g	made	att	long	pct	g	td	rush	rcv	ret	pat	2pat	fg	total	avg/g
2019	13	21	25	56	84.0	2019	13	0	0	0	27	0	21	90	6.9
2020	3	6	6	36	100.0	2020	3	0	0	0	12	0	6	30	10.0
TOTAL	16	27	31	56	87.1	TOTAL	16	0	0	0	39	0	27	120	7.5

2020 GAME BY GAME

Date	Opponent	Punting										Field Goals			Kickoffs					
		no.	yds	avg	long	blkd	tb	fc	50+	i20	md-att	long	blkd	no.	yds	avg	tb	ob		
Oct 24	WYOMING	0	0	0.0	0	0	0	0	0	0	0	0	1-1	21	0	0	0	0.0	0	0
Oct 31	at UNLV	0	0	0.0	0	0	0	0	0	0	0	0	3-3	34	0	0	0	0.0	0	0
Nov 05	UTAH STATE	0	0	0.0	0	0	0	0	0	0	0	0	2-2	36	0	0	0	0.0	0	0
Totals		0	0	0.0	0	0	0	0	0	0	0	0	6-6	36	0	0	0	0.0	0	0

2020 SINGLE GAME SEASON HIGHS

Points scored: 13, at UNLV (10/31/20)
 Kick PATs: 4, Three times; most recent Utah State (11/5/20)
 FGs made: 3, at UNLV (10/31/20)
 FGs attempted: 3, at UNLV (10/31/20)
 Longest FG: 36, Utah State (11/5/20)

SINGLE GAME CAREER HIGHS

Points scored: 13, at UNLV (10/31/20); Weber State (9/14/19)
 Kick PATs: 5, at Fresno State (11/23/19); San Jose State (10/12/19)
 FGs made: 4, Weber State (9/14/19)
 FGs attempted: 4, UNLV (11/30/19); Weber State (9/14/19)
 Longest FG: 56, Purdue (8/30/19)

49



JULIAN DIAZ

PUNTER // SENIOR // 6-1 // 215
Lincoln, Calif. (American River College)

NOTES

- Booted two punts over 70 yards vs. Wyoming (a career-long 76-yard punt, and a 71-yard punt)
- His 76-yard punt is second-longest in the FBS this season and longest by a Nevada punter since 2018
- His punting average of 55.4 vs. Wyoming is third-best in the FBS this season
- Transferred to the Wolf Pack in 2019 after spending two seasons at American River College

CAREER STATS

PUNTING					KICKOFFS					
	g	no.	yards	long	avg	g	no.	yards	avg	
2019	12	0	0	0	0.0	2019	12	56	3323	59.3
2020	2	6	303	76	50.5	2020	2	14	869	62.1
TOTAL	14	6	303	76	50.5	TOTAL	14	70	4192	59.9

2020 GAME BY GAME

Date	Opponent	Punting										Field Goals			Kickoffs				
		no.	yds	avg	long	blkd	tb	fc	50+	i20	md-att	long	blkd	no.	yds	avg	tb	ob	
Oct 24	WYOMING	5	277	55.4	76	0	0	0	3	2	0-0	0	0	6	364	60.7	3	1	
Oct 31	at UNLV	1	26	26.0	26	0	0	0	0	1	0-0	0	0	8	505	63.1	2	1	
Totals		6	303	50.5	76	0	0	0	3	3	0-0	0	0	14	869	62.1	5	2	

2020 SINGLE GAME SEASON HIGHS

Punt attempts: 5, Wyoming (10/24/20)
 Punt yards: 277, Wyoming (10/24/20)
 Longest punt: 76, Wyoming (10/24/20)
 Punting average: 55.4, Wyoming (10/24/20)

SINGLE GAME CAREER HIGHS

Punt attempts: 5, Wyoming (10/24/20)
 Punt yards: 277, Wyoming (10/24/20)
 Longest punt: 76, Wyoming (10/24/20)
 Punting average: 55.4, Wyoming (10/24/20)

85



AUSTIN ORTEGA

LONG SNAPPER // SOPHOMORE // 5-8 // 200
San Antonio, Texas (Reagan HS)

NOTES

- Will start the 2020 season as the Wolf Pack's go-to long snapper
- Played in three games in 2019
- His older brother, Justin Ortega, played college football at Texas A&M
- Would like to become a sports broadcaster after college

Game 1

Nevada 37, Wyoming 34 (OT)

Oct. 24, 2020; at Mackay Stadium (Reno, Nev.)

Attendance: 250



Score by quarters	1	2	3	4	OT	Score	Record
Wyoming	3	3	7	18	3	34	0-1, 0-1 MW
Nevada	7	7	14	3	6	37	1-0, 1-0 MW

Scoring summary

Team	Qtr	Time	Scoring	Conversion	Drive	TOP	WYO	NEV
NEV	1st	06:25	HORTON, T. 26 yd pass from STRONG, C.	TALTON, B. kick	10-78	5:09	0	7
WYO	1st	02:38	HOYLAND, J. 27 yd field goal		5-16	1:23	3	7
WYO	2nd	14:57	HOYLAND, J. 36 yd field goal		5-51	1:44	6	7
NEV	2nd	01:46	TURNER, C. 50 yd pass from STRONG, C.	TALTON, B. kick	1-50	0:08	6	14
NEV	3rd	10:30	MORROW, A. 18 yd run	TALTON, B. kick	9-94	4:26	6	21
NEV	3rd	03:47	TURNER, C. 10 yd pass from STRONG, C.	TALTON, B. kick	10-66	5:05	6	28
WYO	3rd	02:50	WILLIAMS, L. 21 yd run	HOYLAND, J. kick	3-65	0:57	13	28
WYO	4th	13:13	GENTRY, G. 22 yd pass from WILLIAMS, L.	HOYLAND, J. kick	8-65	3:32	20	28
WYO	4th	08:30	WILLIAMS, L. 8 yd run	WELCH, T. pass from WILLIAMS, L.	6-59	2:56	28	28
NEV	4th	03:26	TALTON, B. 21 yd field goal		4-5	1:44	28	31
WYO	4th	00:23	HOYLAND, J. 42 yd field goal		11-74	1:07	31	31
WYO	OT		HOYLAND, J. 38 yd field goal		4-4	0:00	34	31
NEV	OT		DOUBS, R. 9 yd pass from STRONG, C.		4-25	0:00	34	37

Team Statistics

	Wyoming	Nevada
FIRST DOWNS	19	25
RUSHES-YARDS (NET)	35-128	27-76
PASSING YDS (NET)	233	420
Passes Comp-Att-Int	17-32-1	39-52-0
TOTAL OFFENSE PLAYS-YARDS	67-361	79-496
Fumble Returns-Yards	0-0	0-0
Punt Returns-Yards	1-14	0-0
Kickoff Returns-Yards	2-36	6-116
Interception Returns-Yards	0-0	1-0
Punts (Number-Avg)	6-40.7	5-55.4
Fumbles-Lost	0-0	2-2
Penalties-Yards	2-6	12-101
Possession Time	25:02	34:58
Third-Down Conversions	3 of 16	5 of 13
Fourth-Down Conversions	1 of 1	0 of 1
Red-Zone Scores-Chances	3-3	4-5
Sacks By: Number-Yards	3-23	2-14

Individual Statistics

Nevada
RUSHING: LEE, D. 18-65; MORROW, A. 5-36; STOVALL, M. 1-1
PASSING: STRONG, C. 39-52-4-420
RECEIVING: DOUBS, R. 12-117; TURNER, C. 7-119; STOVALL, M. 5-64; LEE, D. 5-16; LOCKHART, J. 4-26; HORTON, T. 2-40; COOKS, E. 2-24; IKAHIHIFO, H. 1-10; MORROW, A. 1-4
INTERCEPTIONS: ROBINS, B. 1-0
FUMBLES: LEE, D. 1-1; STRONG, C. 1-1
Wyoming
RUSHING: VALLADAY, X. 22-87; WILLIAMS, L. 10-40; SMITH, T. 2-3
PASSING: WILLIAMS, L. 16-31-1-227; CHAMBERS, S. 1-1-0-6
RECEIVING: VALLADAY, X. 7-44; NEYOR, I. 3-102; GENTRY, G. 2-28; WELCH, T. 1-24; EBERHARDT, A. 1-15; WEINMAN, N. 1-12; SMITH, T. 1-6; CROW, D. 1-2
INTERCEPTIONS: None
FUMBLES: None

RENO, Nev. (AP) — Carson Strong threw his fourth touchdown pass, a nine-yarder to Romeo Doubs in overtime as Nevada beat Wyoming 37-34 in the Mountain West Conference and season openers for both teams.

Strong was 39-of-52 passing for 420 yards. Cole Turner had seven receptions for 119 yards with two touchdowns. Doubs finished with 12 catches for 117 yards.

Trailing 28-6 with 3:26 left in the third quarter, Levi Williams led the Cowboys on three consecutive scoring drives. Williams had touchdown runs of 21 and 8 yards, and threw a 21-yard TD pass Gunner Gentry as Wyoming tied it at 28 with 8:30 to play.

On the Cowboys' next series, Berdale Robins intercepted a Williams pass and Brandon Talton put the Wolf Pack ahead with a 26-yard field goal with 3:26 remaining.

John Hoyland made four field goals for Wyoming, including a 42-yarder with 23 seconds remaining and a 38-yarder in overtime.

Williams finished 16-of-31 for 227 yards.

Attendance was limited to 250 to accommodate families of student-athletes and coaches at 27,000-seat Mackay Stadium. The Mountain West Conference is playing a conference-only schedule of eight games during the regular season.

Game Recaps

Game 2

Nevada 37, UNLV 19

Oct. 31, 2020; at Allegiant Stadium (Las Vegas, Nev.)

Attendance: 2,000



Score by quarters	1	2	3	4	Score	Record
Nevada	10	14	3	10	37	2-0, 2-0 MW
UNLV	3	9	7	0	19	0-2, 0-2 MW

Scoring summary

Team	Qtr	Time	Scoring	Conversion	Drive	TOP	NEV	UNLV
NEV	1st	10:47	TALTON, B. 32 yd field goal		10-60	4:13	3	0
UNLV	1st	07:37	GUTIERREZ, D. 36 yd field goal		8-46	3:04	3	3
NEV	1st	04:33	LEE, D. 1 yd run	TALTON, B. kick	4-45	2:46	10	3
UNLV	2nd	14:06	GUTIERREZ, D. 31 yd field goal		13-61	5:27	10	6
NEV	2nd	13:55	DOUBS, R. 65 yd pass from STRONG, C.	TALTON, B. kick	1-65	0:11	17	6
UNLV	2nd	02:20	COLLINS, T. 1 yd pass from GILLIAM, M.	GILLIAM, M. pass failed	11-81	4:19	17	12
NEV	2nd	00:15	LOCKHART, J. 4 yd pass from STRONG, C.	TALTON, B. kick	7-75	1:59	24	12
NEV	3rd	08:36	TALTON, B. 26 yd field goal		8-55	3:06	27	12
UNLV	3rd	02:06	JENKINS, S. 5 yd pass from GILLIAM, M.	GUTIERREZ, D. kick	14-86	6:25	27	19
NEV	4th	13:37	TAUA, T. 4 yd run	TALTON, B. kick	6-70	3:19	34	19
NEV	4th	02:27	TALTON, B. 34 yd field goal		9-64	5:06	37	19

Team Statistics

	Nevada	UNLV
FIRST DOWNS	22	22
RUSHES-YARDS (NET)	27-147	32-126
PASSING YDS (NET)	350	222
Passes Comp-Att-Int	21-27-0	28-41-0
TOTAL OFFENSE PLAYS-YARDS	54-497	73-348
Fumble Returns-Yards	0-0	0-0
Punt Returns-Yards	3-13	0-0
Kickoff Returns-Yards	3-85	5-107
Interception Returns-Yards	0-0	0-0
Punts (Number-Avg)	1-26.0	3-47.3
Fumbles-Lost	0-0	0-0
Penalties-Yards	6-55	10-77
Possession Time	27:36	32:24
Third-Down Conversions	6 of 10	5 of 16
Fourth-Down Conversions	0 of 0	5 of 6
Red-Zone Scores-Chances	6-6	4-5
Sacks By: Number-Yards	3-18	3-23

Individual Statistics

Nevada
RUSHING: TAUA, T. 12-86; LEE, D. 4-45; MORROW, A. 3-29; LOCKHART, J. 1-9
PASSING: STRONG, C. 21-27-2-350
RECEIVING: DOUBS, R. 7-219; LOCKHART, J. 6-36; TURNER, C. 4-72; LEE, D. 1-12; ROSS, C. 1-10; STOVALL, M. 1-3
INTERCEPTIONS: None
FUMBLES: None
UNLV
RUSHING: WILLIAMS, C. 19-99; GILLIAM, M. 10-20; DOWNING, D. 1-3; COLLINS, T. 1-2; REESE, C. 1-2
PASSING: GILLIAM, M. 27-40-2-207; WILLIAMS, K. 1-1-0-15
RECEIVING: BEAN, N. 7-66; COLLINS, T. 5-74; WILLIAMS, C. 5-22; WILLIAMS, K. 4-16; JENKINS, S. 3-30; GASSER, J. 2-7; REESE, C. 2-7
INTERCEPTIONS: None
FUMBLES: None

LAS VEGAS (AP) — Romeo Doubs had seven receptions for a career-high 219 yards and a score and Nevada beat UNLV 37-19.

Caron Strong was 21-of-27 passing for 350 yards and two touchdowns with no interceptions and Toa Taua had 12 carries for 86 yards and a TD for Nevada (2-0, 2-0 Mountain West Conference).

Doubs had a 52-yard reception to the 1-yard line to set up a scoring run by Devonte Lee that gave the Wolf Pack a 10-3 lead late in the first quarter and Strong connected with Doubs on a 65-yard touchdown early in the second to make it 17-6.

Max Gilliam passed for two touchdowns and Charles Williams had 19 carries for 99 yards for UNLV (0-2, 0-2).

It was the first college football game played at the 65,000-seat Allegiant Stadium, home of the NFL's Las Vegas Raiders. Due to restrictions and guidelines regarding the coronavirus pandemic, seating was limited to 3% of capacity, which equates to 2,000 patrons.

Game 3
Nevada 34, Utah State 9
Nov. 5, 2020; at Mackay Stadium (Reno, Nev.)
Attendance: 250



Score by quarters	1	2	3	4	Score	Record
Utah State	9	0	0	0	9	0-3, 0-3 MW
Nevada	7	14	10	3	34	3-0, 3-0 MW

Scoring summary

Team	Qtr	Time	Scoring	Conversion	Drive	TOP	USU	NEV
USU	1st	11:12	VONGPHACHANH, A. safety				2	0
USU	1st	05:32	McGRIFF, J. 4 yd pass from SHELLEY, J.	COLES, C. kick	8-61	2:53	9	0
NEV	1st	01:38	DOUBS, R. 42 yd pass from STRONG, C.	TALTON, B. kick	6-74	3:48	9	7
NEV	2nd	11:06	DOUBS, R. 3 yd pass from STRONG, C.	TALTON, B. kick	11-64	3:48	9	14
NEV	2nd	06:54	DOUBS, R. 54 yd pass from STRONG, C.	TALTON, B. kick	6-81	2:20	9	21
NEV	3rd	11:30	TAUA, T. 15 yd run	TALTON, B. kick	6-77	2:33	9	28
NEV	3rd	02:03	TALTON, B. 36 yd field goal		8-71	3:54	9	31
NEV	4th	09:45	TALTON, B. 26 yd field goal		14-63	6:23	9	34

Team Statistics		Utah State	Nevada	Individual Statistics	
FIRST DOWNS		11	27	Nevada	
RUSHES-YARDS (NET)		25-109	28-121	RUSHING: TAUA, T. 12-107; LEE, D. 6-29; MORROW, A. 2-17; KOMMER, W. 1-7; COX, N. 1-0	
PASSING YDS (NET)		101	421	PASSING: STRONG, C. 36-52-3-411; COX, N. 1-2-0-10	
Passes Comp-Att-Int		16-34-0	37-54-0	RECEIVING: DOUBS, R. 7-137; TAUA, T. 7-45; LOCKHART, J. 6-95; TURNER, C. 4-66; STOVALL, M. 4-12; LEE, D. 3-17; ROSS, C. 2-21; HORTON, T. 2-10; BELL, J. 1-11; MORROW, A. 1-7	
TOTAL OFFENSE PLAYS-YARDS		59-210	82-542	INTERCEPTIONS: None	
Fumble Returns-Yards		0-0	0-0	FUMBLES: STRONG, C. 1-0	
Punt Returns-Yards		1-1	2-2	Utah State	
Kickoff Returns-Yards		3-75	2-47	RUSHING: SHELLEY, J. 7-34; WARREN, J. 7-27; HENRY-COLE, D. 6-23; MAKAKONA, P. 3-15; THOMPSON, D. 1-7; PEASLEY, A. 1-3	
Interception Returns-Yards		0-0	0-0	PASSING: SHELLEY, J. 15-27-1-96; PEASLEY, A. 1-7-0-5	
Punts (Number-Avg)		10-42.5	3-43.7	RECEIVING: THOMPSON, D. 6-30; McGRIFF, J. 2-24; MAKAKONA, P. 2-12; WARREN, J. 2-6; TERRELL, C. 1-10; SCARVER, S. 1-9; NATHAN, J. 1-6; WRIGHT, D. 1-4	
Fumbles-Lost		0-0	1-0	INTERCEPTIONS: None	
Penalties-Yards		5-52	10-74	FUMBLES: None	
Possession Time		23:16	36:44		
Third-Down Conversions		3 of 15	6 of 16		
Fourth-Down Conversions		0 of 1	4 of 5		
Red-Zone Scores-Chances		1-1	4-4		
Sacks By: Number-Yards		4-32	1-12		

RENO, Nev. (AP) — Carson Strong and Romeo Doubs connected for three first-half touchdowns and Nevada defeated Utah State 34-9 for the Wolf Pack's third straight win to start its season.

Strong was 36-of-52 passing for 411 yards, nine yards shy of his career high and his fifth straight 300-yard passing game. He has 282 consecutive pass attempts without an interception, the top active streak in the FBS. Doubs made seven catches for 137 yards after a 219-yard receiving day against UNLV last week.

Trailing 9-0, Nevada (3-0, 3-0 Mountain West) rallied behind Strong and Doubs. Strong extended a play before finding Doubs for a 42-yard score, hit Doubs again on a fourth-and-goal for a 3-yard TD and then tossed a 54-yarder to Doubs on a post pattern for a 21-9 halftime lead.

Toa Taua ran for a 15-yard TD and his 60-yard run set up Brandon Talton's 36-yard field goal to lead 31-9 after three quarters. Tau finished with 107 yards on 12 carries. The Wolf Pack outgained the Aggies 542-210.

Nevada is off to a 3-0 start for the first time since 2010 when they began 6-0.

Utah State (0-3, 0-3) got off to a quick start with AJ Vongphachanh's sack of Carson in the end zone and Jason Shelley's 4-yard touchdown pass to Justin McGriff for a 9-0 lead.

2020 Nevada Football
Nevada Game Results (as of Nov 09, 2020)
All games

Date	Opponent		Score	Overall	Conference	Time	Attend
* Oct 24, 2020	WYOMING	Wo	37-34	1-0	1-0	4:11	250
* Oct 31, 2020	at UNLV	W	37-19	2-0	2-0	3:19	2000
* Nov 05, 2020	UTAH STATE	W	34-9	3-0	3-0	3:27	250

2020 Nevada Football
Nevada Overall Team Statistics (as of Nov 09, 2020)
All games

Team Statistics	NEV	OPP
SCORING	108	62
Points Per Game	36.0	20.7
Points Off Turnovers	3	3
FIRST DOWNS	74	52
Rushing	21	21
Passing	49	25
Penalty	4	6
RUSHING YARDAGE	344	363
Yards gained rushing	451	421
Yards lost rushing	107	58
Rushing Attempts	82	92
Average Per Rush	4.2	3.9
Average Per Game	114.7	121.0
TDs Rushing	4	2
PASSING YARDAGE	1191	556
Comp-Att-Int	97-133-0	61-107-1
Average Per Pass	9.0	5.2
Average Per Catch	12.3	9.1
Average Per Game	397.0	185.3
TDs Passing	9	4
TOTAL OFFENSE	1535	919
Total Plays	215	199
Average Per Play	7.1	4.6
Average Per Game	511.7	306.3
KICK RETURNS: #-Yards	11-248	10-218
PUNT RETURNS: #-Yards	5-15	2-15
INT RETURNS: #-Yards	1-0	0-0
KICK RETURN AVERAGE	22.5	21.8
PUNT RETURN AVERAGE	3.0	7.5
INT RETURN AVERAGE	0.0	0.0
FUMBLES-LOST	3-2	0-0
PENALTIES-Yards	28-230	17-135
Average Per Game	76.7	45.0
PUNTS-Yards	9-434	19-811
Average Per Punt	48.2	42.7
Net punt average	46.6	41.9
KICKOFFS-Yards	22-1399	14-820
Average Per Kick	63.6	58.6
Net kick average	43.5	40.9
TIME OF POSSESSION/Game	33:06	26:54
3RD-DOWN Conversions	17/39	11/47
3rd-Down Pct	44%	23%
4TH-DOWN Conversions	4/6	6/8
4th-Down Pct	67%	75%
SACKS BY-Yards	6-44	10-78
MISC YARDS	0	0
TOUCHDOWNS SCORED	13	6
FIELD GOALS-ATTEMPTS	6-6	6-6
ON-SIDE KICKS	0-0	0-0
RED-ZONE SCORES	(14-15) 93%	(8-9) 89%
RED-ZONE TOUCHDOWNS	(8-15) 53%	(4-9) 44%
PAT-ATTEMPTS	(12-12) 100%	(4-4) 100%
ATTENDANCE	500	2000
Games/Avg Per Game	2/250	1/2000
Neutral Site Games		0/0

Score by Quarters	1st	2nd	3rd	4th	OT	Total
Nevada	24	35	27	16	6	108
Opponents	15	12	14	18	3	62

2020 Nevada Football
Nevada Overall Individual Statistics (as of Nov 09, 2020)
All games

Rushing	gp	att	gain	loss	net	avg	td	lg	avg/g
TAUA, Toa	2	24	200	7	193	8.0	2	60	96.5
LEE, Devonte	3	28	147	8	139	5.0	1	35	46.3
MORROW, Avery	3	10	82	0	82	8.2	1	29	27.3
LOCKHART, J.	3	1	9	0	9	9.0	0	9	3.0
KOMMER, Wesley	2	1	7	0	7	7.0	0	7	3.5
STOVALL, M.	3	1	1	0	1	1.0	0	1	0.3
COX, Nate	2	1	0	0	0	0.0	0	0	0.0
TEAM	2	2	0	2	-2	-1.0	0	0	-1.0
BELL, Jamaal	3	1	0	4	-4	-4.0	0	0	-1.3
DOUBS, Romeo	3	1	0	4	-4	-4.0	0	0	-1.3
STRONG, Carson	3	12	5	82	-77	-6.4	0	3	-25.7
Total	3	82	451	107	344	4.2	4	60	114.7
Opponents	3	92	421	58	363	3.9	2	21	121.0

Passing	gp	effic	comp-att-int	pct	yds	td	lg	avg/g
STRONG, Carson	3	171.68	96-131-0	73.3	1181	9	65	393.7
COX, Nate	2	92.00	1-2-0	50.0	10	0	10	5.0
Total	3	170.48	97-133-0	72.9	1191	9	65	397.0
Opponents	3	111.13	61-107-1	57.0	556	4	45	185.3

Receiving	gp	no.	yds	avg	td	lg	avg/g
DOUBS, Romeo	3	26	473	18.2	5	65	157.7
LOCKHART, J.	3	16	157	9.8	1	36	52.3
TURNER, Cole	3	15	257	17.1	2	50	85.7
STOVALL, M.	3	10	79	7.9	0	36	26.3
LEE, Devonte	3	9	45	5.0	0	17	15.0
TAUA, Toa	2	8	43	5.4	0	12	21.5
HORTON, Tory	3	4	50	12.5	1	26	16.7
ROSS, Charles	3	3	31	10.3	0	11	10.3
COOKS, Elijah	1	2	24	12.0	0	16	24.0
MORROW, Avery	3	2	11	5.5	0	7	3.7
BELL, Jamaal	3	1	11	11.0	0	11	3.7
IKAHIHIFO, H.	3	1	10	10.0	0	10	3.3
Total	3	97	1191	12.3	9	65	397.0
Opponents	3	61	556	9.1	4	45	185.3

Punt Returns	no.	yds	avg	td	lg
DOUBS, Romeo	3	6	2.0	0	3
KING, AJ	1	0	0.0	0	0
ROSS, Charles	1	9	9.0	0	9
Total	5	15	3.0	0	9
Opponents	2	15	7.5	0	14

Interceptions	no.	yds	avg	td	lg
ROBINS, Berdale	1	0	0.0	0	0
Total	1	0	0.0	0	0
Opponents	0	0	0.0	0	0

Kick Returns	no.	yds	avg	td	lg
BELL, Jamaal	11	248	22.5	0	50
Total	11	248	22.5	0	50
Opponents	10	218	21.8	0	30

Fumble Returns	no.	yds	avg	td	lg
Total	0	0	0.0	0	0
Opponents	0	0	0.0	0	0

2020 Nevada Football
Nevada Overall Individual Statistics (as of Nov 09, 2020)
All games

Scoring	td	fg	PAT				dxp	saf	pts
			kick	rush	rcv	pass			
TALTON, Brandon	-	6-6	12-12	-	-	-	-	-	30
DOUBS, Romeo	5	-	-	-	-	-	-	-	30
TAUA, Toa	2	-	-	-	-	-	-	-	12
TURNER, Cole	2	-	-	-	-	-	-	-	12
LOCKHART, J.	1	-	-	-	-	-	-	-	6
HORTON, Tory	1	-	-	-	-	-	-	-	6
LEE, Devonte	1	-	-	-	-	-	-	-	6
MORROW, Avery	1	-	-	-	-	-	-	-	6
Total	13	6-6	12-12	-	-	-	-	-	108
Opponents	6	6-6	4-4	-	1	1-2	-	1	62

Total Offense	g	plays	rush	pass	total	avg/g
STRONG, Carson	3	143	-77	1181	1104	368.0
TAUA, Toa	2	24	193	0	193	96.5
LEE, Devonte	3	28	139	0	139	46.3
MORROW, Avery	3	10	82	0	82	27.3
COX, Nate	2	3	0	10	10	5.0
LOCKHART, J.	3	1	9	0	9	3.0
KOMMER, Wesley	2	1	7	0	7	3.5
STOVALL, M.	3	1	1	0	1	0.3
TEAM	2	2	-2	0	-2	-1.0
DOUBS, Romeo	3	1	-4	0	-4	-1.3
BELL, Jamaal	3	1	-4	0	-4	-1.3
Total	3	215	344	1191	1535	511.7
Opponents	3	199	363	556	919	306.3

Field Goals	fg	pct.	01-19	20-29	30-39	40-49	50-99	lg	blk
TALTON, Brandon	6-6	100.0	0-0	3-3	3-3	0-0	0-0	36	0

FG Sequence	Nevada	Opponents
Wyoming	(21)	(27),(36),(42),(38)
UNLV	(32),(26),(34)	(36),(31)
Utah State	(36),(26)	-

Numbers in (parentheses) indicate field goal was made.

Punting	no.	yds	avg	lg	tb	fc	i20	50+	blk
DIAZ, Julian	6	303	50.5	76	0	0	3	3	0
FREEM, Matt	3	131	43.7	48	0	1	1	0	0
Total	9	434	48.2	76	0	1	4	3	0
Opponents	19	811	42.7	54	0	8	6	2	0

Kickoffs	no.	yds	avg	tb	ob	retn	net	ydln
DIAZ, Julian	14	869	62.1	5	2			
KILLAM, Matthew	8	530	66.2	4	1			
Total	22	1399	63.6	9	3	21.8	43.5	21
Opponents	14	820	58.6	0	0	22.5	40.9	24

2020 Nevada Football
 Nevada Overall Individual Statistics (as of Nov 09, 2020)
 All games

All Purpose	g	rush	rcv	pr	kr	ir	total	avg/g
DOUBS, Romeo	3	-4	473	6	0	0	475	158.3
TURNER, Cole	3	0	257	0	0	0	257	85.7
BELL, Jamaal	3	-4	11	0	248	0	255	85.0
TAUA, Toa	2	193	43	0	0	0	236	118.0
LEE, Devonte	3	139	45	0	0	0	184	61.3
LOCKHART, J.	3	9	157	0	0	0	166	55.3
MORROW, Aver	3	82	11	0	0	0	93	31.0
STOVALL, M.	3	1	79	0	0	0	80	26.7
HORTON, Tory	3	0	50	0	0	0	50	16.7
ROSS, Charles	3	0	31	9	0	0	40	13.3
COOKS, Elijah	1	0	24	0	0	0	24	24.0
IKAHIHIFO, H.	3	0	10	0	0	0	10	3.3
KOMMER, West	2	7	0	0	0	0	7	3.5
TEAM	2	-2	0	0	0	0	-2	-1.0
STRONG, Carso	3	-77	0	0	0	0	-77	-25.7
Total	3	344	1191	15	248	0	1798	599.3
Opponents	3	363	556	15	218	0	1152	384.0

2020 Nevada Football
Nevada Overall Defensive Statistics (as of Nov 09, 2020)
All games

##	Defensive Leaders	gp	Tackles				tfl/yds	Sacks no-yds	Pass defense			Fumbles		blkd	
			ua	a	tot				int-yds	brup	qbh	rcv-yds	ff	kick	saf
6	WILLIAMS, Tyson	3	13	3	16	.	.	.	1
33	CLAIBORNE, J.	3	10	5	15
30	HALL, Lawson	3	9	5	14	1.0-10	1.0-10
1	ROBINS, Berdale	3	9	5	14	.	.	1-0	1
99	PETERSON, Dom	3	10	2	12	2.5-11	1.0-8
11	HENLEY, Daiyan	3	8	4	12
5	JOHNSON, Emany	3	8	4	12	.	.	.	1
10	TOURAY, Lamin	2	6	5	11	1.0-8	1.0-8
98	HAMMOND, Sam	3	7	3	10	3.5-7	1.0-2	.	1
7	TOOMER, K.	3	6	2	8	1.5-5	1.0-4
4	MUHAMMAD, EJ	3	4	4	8	1.0-2	.	.	1
25	KING, AJ	3	5	2	7	.	.	.	3
53	MAHANNAH, Zak	3	3	4	7	0.5-1
45	PRICE, Trevor	3	2	5	7	0.5-1
44	GRZESIAK, D.	3	3	3	6
34	BRADLEY, Josiah	3	1	3	4	0.5-1
15	DEDMAN, Jaden	3	1	3	4
19	CLARK, Kieran	3	3	1	4	.	.	.	1
13	LEE, Jordan	3	2	1	3	1.0-2
38	SWINT, C.	1	1	2	3
31	BRADFORD, M.	2	2	.	2
28	ARNOLD, Austin	3	1	1	2
92	JOHNSON, Amir	3	1	.	1	1.0-12	1.0-12
73	LOVE, C.	2	1	.	1
39	LILO, Micah	1	.	1	1
3	BELL, Jamaal	3	1	.	1
1G	LOCKHART, J.	3	.	1	1
3B	KOMMER, Wesley	2	.	1	1
Total		3	117	70	187	14-60	6-44	1-0	9
Opponents		3	134	77	211	25-121	10-78	.	6	.	2-0	3	.	.	1

2020 Nevada Football
Nevada Team Game-by-Game (as of Nov 09, 2020)
All games

TEAM STATISTICS

Date	Opponent	Rushing				Receiving				Passing				Kick Returns				Punt Returns				tot off
		no.	yds	td	lg	no.	yds	td	lg	cmp-att-int	yds	td	lg	no.	yds	td	lg	no.	yds	td	lg	
Oct 24	WYOMING	27	76	1	29	39	420	4	50	39-52-0	420	4	50	6	116	0	25	0	0	0	0	496
Oct 31	at UNLV	27	147	2	35	21	350	2	65	21-27-0	350	2	65	3	85	0	50	3	13	0	9	497
Nov 05	UTAH STATE	28	121	1	60	37	421	3	54	37-54-0	421	3	54	2	47	0	26	2	2	0	2	542
Opponents		82	344	4	60	97	1191	9	65	97-133-0	1191	9	65	11	248	0	50	5	15	0	9	1535
		92	363	2	21	61	556	4	45	61-107-1	556	4	45	10	218	0	30	2	15	0	14	919

Games: 3 • Avg/rush: 4.2 • Avg/catch: 12.3 • Pass effic: 170.48 • KR avg: 22.5 • PR avg: 3.0 • All purpose avg/game: 599.3 • Total offense avg/gm: 511.7

Date	Opponent	Tackles				Sacks no-yds	Fumble		Pass Defense			blkd kick	PAT Attempts			off			
		ua	a	total	tfl-yds		ff	fr-yds	int-yds	qbh	brup		kick	rush	rcv	saf	t/o	pts	
Oct 24	WYOMING	42	18	60	6.0-22	2.0-14	0	0-0	1-0	0	2	0	4-4	0	0	0	0	3	37
Oct 31	at UNLV	45	28	73	6.0-24	3.0-18	0	0-0	0-0	0	4	0	4-4	0	0	0	0	0	37
Nov 05	UTAH STATE	30	24	54	2.0-14	1.0-12	0	0-0	0-0	0	3	0	4-4	0	0	0	0	34	
Opponents		117	70	187	14.0-60	6.0-44	0	0-0	1-0	0	9	0	12-12	0	0	0	3	108	
		134	77	211	25.0-121	10.0-78	3	2-0	0-0	0	6	0	4-4	0	1	1	3	62	

Date	Opponent	Punting									Field Goals			Kickoffs				
		no.	yds	avg	long	blkd	tb	fc	50+	i20	md-att	long	blkd	no.	yds	avg	tb	ob
Oct 24	WYOMING	5	277	55.4	76	0	0	0	3	2	1-1	21	0	6	364	60.7	3	1
Oct 31	at UNLV	1	26	26.0	26	0	0	0	0	1	3-3	34	0	8	505	63.1	2	1
Nov 05	UTAH STATE	3	131	43.7	48	0	0	1	0	1	2-2	36	0	8	530	66.2	4	1
Opponents		9	434	48.2	76	0	0	1	3	4	6-6	36	0	22	1399	63.6	9	3
		19	811	42.7	54	0	0	8	2	6	6-6	42	0	14	820	58.6	0	0

2020 Nevada Football
Nevada Opponent Game-by-Game (as of Nov 09, 2020)
All games

OPPONENT STATISTICS

Date	Opponent	Rushing				Receiving				Passing				Kick Returns				Punt Returns				tot off		
		no.	yds	td	lg	no.	yds	td	lg	cmp	att	int	yds	td	lg	no.	yds	td	lg	no.	yds		td	lg
Oct 24	WYOMING	35	128	2	21	17	233	1	45	17	32	1	233	1	45	2	36	0	19	1	14	0	14	361
Oct 31	at UNLV	32	126	0	20	28	222	2	26	28	41	0	222	2	26	5	107	0	30	0	0	0	0	348
Nov 05	UTAH STATE	25	109	0	20	16	101	1	20	16	34	0	101	1	20	3	75	0	30	1	1	0	1	210
Nevada		92	363	2	21	61	556	4	45	61	107	1	556	4	45	10	218	0	30	2	15	0	14	919
Nevada		82	344	4	60	97	1191	9	65	97	133	0	1191	9	65	11	248	0	50	5	15	0	9	1535

Games: 3 • Avg/rush: 3.9 • Avg/catch: 9.1 • Pass effic: 111.13 • KR avg: 21.8 • PR avg: 7.5 • All purpose avg/game: 384.0 • Total offense avg/gm: 306.3

Date	Opponent	Tackles				Sacks no-yds	Fumble		Pass Defense			blkd kick	PAT Attempts			off		
		ua	a	total	tfl-yds		ff	fr-yds	int-yds	qbh	brup		kick	rush	rcv	saf	t/o	pts
Oct 24	WYOMING	53	24	77	8.0-39	3.0-23	2	2-0	0-0	0	4	0	2-2	0	1	0	3	34
Oct 31	at UNLV	35	24	59	7.0-36	3.0-23	0	0-0	0-0	0	1	0	1-1	0	0	0	0	19
Nov 05	UTAH STATE	46	29	75	10.0-46	4.0-32	1	0-0	0-0	0	1	0	1-1	0	0	1	0	9
Nevada		134	77	211	25.0-121	10.0-78	3	2-0	0-0	0	6	0	4-4	0	1	1	3	62
Nevada		117	70	187	14.0-60	6.0-44	0	0-0	1-0	0	9	0	12-12	0	0	0	3	108

Date	Opponent	Punting							Field Goals			Kickoffs						
		no.	yds	avg	long	blkd	tb	fc	50+	i20	md-att	long	blkd	no.	yds	avg	tb	ob
Oct 24	WYOMING	6	244	40.7	44	0	0	3	0	1	4-4	42	0	7	429	61.3	0	0
Oct 31	at UNLV	3	142	47.3	54	0	0	0	1	0	2-2	36	0	5	265	53.0	0	0
Nov 05	UTAH STATE	10	425	42.5	52	0	0	5	1	5	0-0	0	0	2	126	63.0	0	0
Nevada		19	811	42.7	54	0	0	8	2	6	6-6	42	0	14	820	58.6	0	0
Nevada		9	434	48.2	76	0	0	1	3	4	6-6	36	0	22	1399	63.6	9	3

2020 Nevada Football
Nevada Game Superlatives (as of Nov 09, 2020)
All games

INDIVIDUAL GAME HIGHS

Rushes	18	LEE, Devonte vs Wyoming (Oct 24, 2020)
Yards Rushing	107	TAUA, Toa vs Utah State (Nov 05, 2020)
TD Rushes	1	MORROW, Avery vs Wyoming (Oct 24, 2020)
	1	LEE, Devonte at UNLV (Oct 31, 2020)
	1	TAUA, Toa at UNLV (Oct 31, 2020)
	1	TAUA, Toa vs Utah State (Nov 05, 2020)
Long Rush	60	TAUA, Toa vs Utah State (Nov 05, 2020)
Pass attempts	52	STRONG, Carson vs Wyoming (Oct 24, 2020)
	52	STRONG, Carson vs Utah State (Nov 05, 2020)
Pass completions	39	STRONG, Carson vs Wyoming (Oct 24, 2020)
Yards Passing	420	STRONG, Carson vs Wyoming (Oct 24, 2020)
TD Passes	4	STRONG, Carson vs Wyoming (Oct 24, 2020)
Long Pass	65	STRONG, Carson at UNLV (Oct 31, 2020)
Receptions	12	DOUBS, Romeo vs Wyoming (Oct 24, 2020)
Yards Receiving	219	DOUBS, Romeo at UNLV (Oct 31, 2020)
TD Receptions	3	DOUBS, Romeo vs Utah State (Nov 05, 2020)
Long Reception	65	DOUBS, Romeo at UNLV (Oct 31, 2020)
Field Goals	3	TALTON, Brandon at UNLV (Oct 31, 2020)
Long Field Goal	36	TALTON, Brandon vs Utah State (Nov 05, 2020)
Punts	5	DIAZ, Julian vs Wyoming (Oct 24, 2020)
Punting Avg	55.4	DIAZ, Julian vs Wyoming (Oct 24, 2020)
Long Punt	76	DIAZ, Julian vs Wyoming (Oct 24, 2020)
Punts inside 20	2	DIAZ, Julian vs Wyoming (Oct 24, 2020)
Long Punt Return	9	ROSS, Charles at UNLV (Oct 31, 2020)
Long Kickoff Return	50	BELL, Jamaal at UNLV (Oct 31, 2020)
Tackles	8	JOHNSON, Emany vs Wyoming (Oct 24, 2020)
	8	CLAIBORNE, J. at UNLV (Oct 31, 2020)
	8	HENLEY, Daiyan vs Utah State (Nov 05, 2020)
Sacks	1.0	TOOMER, K. vs Wyoming (Oct 24, 2020)
	1.0	HALL, Lawson vs Wyoming (Oct 24, 2020)
	1.0	TOURAY, Lamin at UNLV (Oct 31, 2020)
	1.0	HAMMOND, Sam at UNLV (Oct 31, 2020)
	1.0	PETERSON, Dom at UNLV (Oct 31, 2020)
	1.0	JOHNSON, Amir vs Utah State (Nov 05, 2020)
Tackles For Loss	2.5	HAMMOND, Sam vs Wyoming (Oct 24, 2020)
Interceptions	1	ROBINS, Berdale vs Wyoming (Oct 24, 2020)

2020 Nevada Football
Nevada Game Superlatives (as of Nov 09, 2020)
All games

TEAM GAME HIGHS

Rushes	28	vs Utah State (Nov 05, 2020)
Yards Rushing	147	at UNLV (Oct 31, 2020)
Yards Per Rush	5.4	at UNLV (Oct 31, 2020)
TD Rushes	2	at UNLV (Oct 31, 2020)
Pass attempts	54	vs Utah State (Nov 05, 2020)
Pass completions	39	vs Wyoming (Oct 24, 2020)
Yards Passing	421	vs Utah State (Nov 05, 2020)
Yards Per Pass	13.0	at UNLV (Oct 31, 2020)
TD Passes	4	vs Wyoming (Oct 24, 2020)
Total Plays	82	vs Utah State (Nov 05, 2020)
Total Offense	542	vs Utah State (Nov 05, 2020)
Yards Per Play	9.2	at UNLV (Oct 31, 2020)
Points	37	vs Wyoming (Oct 24, 2020)
	37	at UNLV (Oct 31, 2020)
Sacks By	3	at UNLV (Oct 31, 2020)
First Downs	27	vs Utah State (Nov 05, 2020)
Penalties	12	vs Wyoming (Oct 24, 2020)
Penalty Yards	101	vs Wyoming (Oct 24, 2020)
Turnovers	2	vs Wyoming (Oct 24, 2020)
Interceptions By	1	vs Wyoming (Oct 24, 2020)
Punts	5	vs Wyoming (Oct 24, 2020)
Punting Avg	55.4	vs Wyoming (Oct 24, 2020)
Long Punt	76	vs Wyoming (Oct 24, 2020)
Punts inside 20	2	vs Wyoming (Oct 24, 2020)
Long Punt Return	9	at UNLV (Oct 31, 2020)

2020 Nevada Football
Nevada Game Superlatives (as of Nov 09, 2020)
All games

OPPONENT INDIVIDUAL GAME HIGHS

Rushes	22	VALLADAY, X., vs Wyoming (Oct 24, 2020)
Yards Rushing	99	WILLIAMS, C., at UNLV (Oct 31, 2020)
TD Rushes	2	WILLIAMS, Levi, vs Wyoming (Oct 24, 2020)
Long Rush	21	WILLIAMS, Levi, vs Wyoming (Oct 24, 2020)
Pass attempts	40	GILLIAM, Max, at UNLV (Oct 31, 2020)
Pass completions	27	GILLIAM, Max, at UNLV (Oct 31, 2020)
Yards Passing	227	WILLIAMS, Levi, vs Wyoming (Oct 24, 2020)
TD Passes	2	GILLIAM, Max, at UNLV (Oct 31, 2020)
Long Pass	45	WILLIAMS, Levi, vs Wyoming (Oct 24, 2020)
Receptions	7	VALLADAY, X., vs Wyoming (Oct 24, 2020)
	7	BEAN, Noah, at UNLV (Oct 31, 2020)
Yards Receiving	102	NEYOR, Isaiah, vs Wyoming (Oct 24, 2020)
TD Receptions	1	GENTRY, Gunner, vs Wyoming (Oct 24, 2020)
	1	COLLINS, Tyleek, at UNLV (Oct 31, 2020)
	1	JENKINS, Steve, at UNLV (Oct 31, 2020)
	1	MCGRIFF, Justin, vs Utah State (Nov 05, 2020)
Long Reception	45	NEYOR, Isaiah, vs Wyoming (Oct 24, 2020)
Field Goals	4	HOYLAND, John, vs Wyoming (Oct 24, 2020)
Long Field Goal	42	HOYLAND, John, vs Wyoming (Oct 24, 2020)
Punts	10	KOTSANLEE, S., vs Utah State (Nov 05, 2020)
Punting Avg	47.3	BROWN, Tanner, at UNLV (Oct 31, 2020)
Long Punt	54	BROWN, Tanner, at UNLV (Oct 31, 2020)
Punts inside 20	5	KOTSANLEE, S., vs Utah State (Nov 05, 2020)
Long Punt Return	14	CROW, Dontae, vs Wyoming (Oct 24, 2020)
Long Kickoff Return	30	COLLINS, Tyleek, at UNLV (Oct 31, 2020)
	30	SCARVER, Savon, vs Utah State (Nov 05, 2020)
Tackles	17	VONGPHACHANH, A, vs Utah State (Nov 05, 2020)
Sacks	2.0	EHIMARE, Eliel, at UNLV (Oct 31, 2020)
Tackles For Loss	2.0	JONES, Victor, vs Wyoming (Oct 24, 2020)
	2.0	GODBOUT, Cole, vs Wyoming (Oct 24, 2020)
	2.0	EHIMARE, Eliel, at UNLV (Oct 31, 2020)
	2.0	BOND, Shaq, vs Utah State (Nov 05, 2020)

2020 Nevada Football
 Nevada Game Superlatives (as of Nov 09, 2020)
 All games

OPPONENT TEAM GAME HIGHS

Rushes	35	vs Wyoming (Oct 24, 2020)
Yards Rushing	128	vs Wyoming (Oct 24, 2020)
Yards Per Rush	4.4	vs Utah State (Nov 05, 2020)
TD Rushes	2	vs Wyoming (Oct 24, 2020)
Pass attempts	41	at UNLV (Oct 31, 2020)
Pass completions	28	at UNLV (Oct 31, 2020)
Yards Passing	233	vs Wyoming (Oct 24, 2020)
Yards Per Pass	7.3	vs Wyoming (Oct 24, 2020)
TD Passes	2	at UNLV (Oct 31, 2020)
Total Plays	73	at UNLV (Oct 31, 2020)
Total Offense	361	vs Wyoming (Oct 24, 2020)
Yards Per Play	5.4	vs Wyoming (Oct 24, 2020)
Points	34	vs Wyoming (Oct 24, 2020)
Sacks By	4	vs Utah State (Nov 05, 2020)
First Downs	22	at UNLV (Oct 31, 2020)
Penalties	10	at UNLV (Oct 31, 2020)
Penalty Yards	77	at UNLV (Oct 31, 2020)
Turnovers	1	vs Wyoming (Oct 24, 2020)
Punts	10	vs Utah State (Nov 05, 2020)
Punting Avg	47.3	at UNLV (Oct 31, 2020)
Long Punt	54	at UNLV (Oct 31, 2020)
Punts inside 20	5	vs Utah State (Nov 05, 2020)
Long Punt Return	14	vs Wyoming (Oct 24, 2020)

2020 Nevada Football
 Nevada Games Played (as of Nov 09, 2020)
 All games

##	PLAYER	GP-GS	WYO	UNLV	USU
28	ARNOLD, Austin	3/-	XXX	XXX	XXX
88	BARCELOS, Nick	1/-	XXX
87	BARNARD, Will	1/-	XXX
3	BELL, Jamaal	3/-	XXX	XXX	XXX
31	BRADFORD, M.	2/-	XXX	...	XXX
34	BRADLEY, Josiah	3/-	XXX	XXX	XXX
76	BROWN, Nate	3/3	START	START	START
33	CLAIBORNE, J.	3/3	START	START	START
19	CLARK, Kieran	3/-	XXX	XXX	XXX
0D	COOKS, Elijah	1/-	XXX
1F	COX, Nate	2/-	XXX	...	XXX
67	DAVIS, Gray	2/-	XXX	XXX	...
15	DEDMAN, Jaden	3/2	START	START	XXX
49	DIAZ, Julian	2/-	XXX	XXX	...
0G	DOUBS, Romeo	3/3	START	START	START
70	EDWARDS, Nathan	1/-	XXX
48	FREEM, Matt	1/-	XXX
65	FROST, Aaron	3/3	START	START	START
75	GARDNER, Jacob	3/3	START	START	START
22	GODLEY, Jayce	1/-	XXX
44	GRZESIAK, D.	3/-	XXX	XXX	XXX
29	GUNTER, Devin	1/-	XXX
30	HALL, Lawson	3/3	START	START	START
77	HAMILTON, Trey	2/-	...	XXX	XXX
98	HAMMOND, Sam	3/3	START	START	START
11	HENLEY, Daiyan	3/1	XXX	XXX	START
20	HORTON, Tory	3/-	XXX	XXX	XXX
1E	IKAHIHIFO, H.	3/-	XXX	XXX	XXX
0E	JERNAGIN, Isaac	3/-	XXX	XXX	XXX
92	JOHNSON, Amir	3/-	XXX	XXX	XXX
5	JOHNSON, Emany	3/1	XXX	START	XXX
1H	KILLAM, Matthew	1/-	XXX
25	KING, AJ	3/1	XXX	XXX	START
3B	KOMMER, Wesley	2/-	XXX	...	XXX
79	LANDIS, Moses	2/-	...	XXX	XXX
17	LAPPIN, C.	3/-	XXX	XXX	XXX
54	LEDBETTER, J.	3/3	START	START	START
2	LEE, Devonte	3/1	START	XXX	XXX
13	LEE, Jordan	3/-	XXX	XXX	XXX
39	LILO, Micah	1/-	XXX
1G	LOCKHART, J.	3/3	START	START	START
73	LOVE, C.	2/-	...	XXX	XXX
53	MAHANNAH, Zak	3/3	START	START	START
36	MATEIALONA, N.	1/-	XXX
0F	McCLURE, Hamish	1/-	XXX
32	MIRANDA, G.	1/-	...	XXX	...
59	MONTINI, Peter	1/-	XXX

2020 Nevada Football
 Nevada Games Played (as of Nov 09, 2020)
 All games

##	PLAYER	GP-GS	WYO	UNLV	USU
2E	MORROW, Avery	3/-	XXX	XXX	XXX
4	MUHAMMAD, EJ	3/3	START	START	START
95	NICHOLS, T.	1/-	XXX
55	ORSINI, Tyler	3/3	START	START	START
85	ORTEGA, Austin	3/-	XXX	XXX	XXX
99	PETERSON, Dom	3/3	START	START	START
62	POSO, Frank	1/-	XXX
23	POWERS, Jack	3/-	XXX	XXX	XXX
45	PRICE, Trevor	3/-	XXX	XXX	XXX
9	ROBBINS, Zeke	1/-	...	XXX	...
3A	ROBERSON, R.	3/1	XXX	START	XXX
1	ROBINS, Berdale	3/3	START	START	START
81	ROSS, Charles	3/-	XXX	XXX	XXX
0A	STOVALL, M.	3/2	START	XXX	START
1B	STRONG, Carson	3/3	START	START	START
38	SWINT, C.	1/-	XXX
43	TALTON, Brandon	3/-	XXX	XXX	XXX
3E	TAUA, Toa	2/2	...	START	START
7	TOOMER, K.	3/3	START	START	START
10	TOURAY, Lamin	2/2	START	START	...
11	TURNER, Cole	3/3	START	START	START
52	WATTS, Cole	3/-	XXX	XXX	XXX
5F	WELCH, Zac	3/-	XXX	XXX	XXX
6	WILLIAMS, Tyson	3/2	START	XXX	START