



# RICE OWLS BASKETBALL 2020-21 GAME NOTES

## 2020-21 SCHEDULE

### NOVEMBER

27	<sup>1</sup> at Incarnate Word	Stretch Internet	W, 68-53
28	<sup>1</sup> vs. Our Lady of the Lake	Stretch Internet	W, 103-64

### DECEMBER

3	LETOURNEAU	CUSATv	W, 94-74
5	at Houston Baptist	Husky Sports Network	W, 86-64
12	at Houston	ESPN+	postponed
13	NEW MEXICO	CUSATv	2 p.m.
15	HOUSTON BAPTIST	CUSATv	2 p.m.
19	at Sam Houston State	Bearkat Sports Network	2 p.m.
21	INCARNATE WORD	CUSATv	2 p.m.

### JANUARY

1	* UTSA	ESPN+	2 p.m.
2	* UTSA	ESPN+	2 p.m.
8	* at UTEP	CUSATv	8 p.m.
9	* at UTEP	ESPN+	8 p.m.
15	* OLD DOMINION	ESPN+	2 p.m.
16	* OLD DOMINION	ESPN+	1 p.m.
22	* at UAB	CUSATv	6:30 p.m.
23	* at UAB	ESPN+	4 p.m.
27/28	* NORTH TEXAS	ESPN+	7 p.m.
30	* at North Texas	ESPN+	4 p.m.

### FEBRUARY

5	* SOUTHERN MISS	ESPN+	7 p.m.
6	* SOUTHERN MISS	CUSATv	4 p.m.
12	* at WKU	ESPN+	7 p.m.
13	* at WKU	CBSSN	TBA
19	* MARSHALL	ESPN+	7 p.m.
20	* MARSHALL	ESPN+	4 p.m.
26	* at Louisiana Tech	CUSATv	6:30 p.m.
27	* at Louisiana Tech	CUSATv	6 p.m.

### MARCH

10-13<sup>2</sup> C-USA Championship

- 1 Thanksgiving Invitational (San Antonio, Texas)
- 2 Conference USA Championship (Frisco, Texas)

All times are central and subject to change  
**BOLD** indicates home games



## GAME 5



## RICE *vs.* NEW MEXICO

DECEMBER 13, 2020 / 2 P.M. CT / HOUSTON, TEXAS

TUDOR FIELDHOUSE (5,208)

TV: CUSATV

(Play-by-Play: J.P. Heath)

Radio: TuneIn/Stretch Internet

(Play-by-Play: J.P. Heath)

### RICE OWLS

2020-21 Record: ..... 4-0  
 2020-21 C-USA Record: ..... 0-0  
 Last Game: ..... W, 86-64 at Houston Baptist  
 Head Coach: ..... Scott Pera  
 Career Record (Years): ..... 39-60 (4th)  
 At Rice: ..... 39-60 (4th)  
 vs. New Mexico: ..... 0-1

### NEW MEXICO LOBOS








2020-21 Record: ..... 0-0  
 2020-21 Mountain West Record: ..... 0-0  
 Last Game: .....  
 Head Coach: ..... Dr. Paul Weir  
 Career Record (Years): ..... 80-53 (5th)  
 At New Mexico: ..... 52-47 (4th)  
 vs. Rice: ..... 1-0

### RICE TO HOST NEW MEXICO THIS SUNDAY

- After Saturday's postponed game at Houston, Rice will now host New Mexico this Sunday, December 13. Tip-off is scheduled for 2 p.m. and the game will be streamed at CUSATv.
- Rice and New Mexico will meet for the third time time in the last six years and just the eighth time overall. The Lobos hold a 5-2 advantage in the series, though the teams have split the last two meetings. This will be just the second meeting at Tudor Fieldhouse. UNM won the initial meeting, 69-61 on Jan. 18, 1997. Four of the seven meetings came while the schools were members of the Western Athletic Conference.
- Rice is looking for its first 5-0 start since 2000-01 and and just its third since 1956.
- Sophomore Quincy Olivari leads the Owls with 14.3 points per game while connecting on a team-best 50.0% from three, which is third in Conference USA. He is also tied for third in the league in three-pointers made per game (2.8) and is seventh in field goal percentage (54.1%). Sophomore guard Travis Eevee is second on the team with 13.3 points per game. He leads C-USA in assist-to-turnover ratio (6.0), is tied for third in three-pointers made per game (2.8) and is seventh in three-point field goal percentage (36.7%). Sophomore forward Max Fiedler is averaging nearly a double-double, scoring 13.0 points per game while pulling down 9.5 rebounds per game, good for third in the conference. He is also second in field goal percentage (64.7%) and tied for ninth in assists (3.5). Junior guard Chris Mullins is scoring 12.0 points per game while graduate forward Tre Clark is adding 7.3 points per game and 7.5 rebounds per game.
- Rice gets back to the hardwood next Tuesday, Dec. 15 when it hosts Houston Baptist in the second game of the series. Tip-off is scheduled for 2 p.m. The game will be livestreamed by CUSATv.



2020-21 OVERALL • 4-0 / C-USA • 0-0 / HOME • 1-0 / AWAY 2-0 / NEUTRAL • 1-0  
PREVIOUS GAME'S STARTERS HIGHLIGHTED IN SHADED BOX

0		<b>PAYTON MOORE</b> G • 6-4 • 215 • Jr. • Los Angeles, Calif.	PPG 7.8	RPG 3.5	APG 2.3	SPG 0.3	BPG 0.3	MPG 16.5	<b>Last Game:</b> 10 pts, 5 rbs, 2 asts at Houston Baptist <b>Notes:</b> Averaged 4.9 pts and 1.9 rbs...scored double-figures 5x...scored at least 7 pts 11x...scored career-high 20 pts at UC Santa Barbara...twice scored 10 pts (Penn, at Northwestern State)...also grabbed a career-high 7 rbs vs. Penn...had a career-high 4 stls at Arkansas...had a career-high 4 asts vs. Liberty.	<b>SEASON HIGHS</b> Pts: 14 vs. Our Lady of the Lake, 11/28/20 Reb: 5, 2x, last at Houston Baptist, 12/5/20 Ast: 3 vs. LeTourneau, 12/3/20 Stl: 1 at Incarnate Word, 11/27/20
1		<b>NOAH HUTCHINS</b> G • 6-0 • 160 • Fr. • Buffalo, N.Y.	PPG 0.0	RPG 0.0	APG 0.0	SPG 0.0	BPG 0.0	MPG 0.0	<b>Last Game:</b> DNP <b>Notes:</b> Led IMG Academy to a 19-7 record last year ... at the Park School in Amherst, N.Y., Hutchins averaged 23.4 points, 7.2 assists, 5.7 rebounds and 3.3 steals ... Monsignor Martin Player of the Year, First Team All-State and the Buffalo News Player of the Year ... was a McDonald's All-American nominee	<b>SEASON HIGHS</b> Pts: N/A Reb: N/A Ast: N/A Stl: N/A
2		<b>JAKE LIEPERT</b> G • 6-3 • 200 • So. • Scottsdale, Ariz.	PPG 2.5	RPG 1.8	APG 0.3	SPG 0.0	BPG 0.0	MPG 10.8	<b>Last Game:</b> 2 rbs at Houston Baptist <b>Notes:</b> Named a National Junior College Athletic Association Division II Third Team All-American ... ACCAC Freshman of the Year, All-ACCAC First Team and All-Region Division II First Team honors ... placed fourth in the country with 23.7 points per game and ninth with 7.0 rebounds per game.	<b>SEASON HIGHS</b> Pts: 5 vs. LeTourneau, 12/3/20 Reb: 3 vs. Our Lady of the Lake, 11/28/20 Ast: 1 vs. Our Lady of the Lake, 11/28/20 Stl: N/A
3		<b>TRAVIS EEEVE</b> G • 6-1 • 165 • So. • Randolph, Mass.	PPG 13.3	RPG 2.3	APG 3.0	SPG 1.5	BPG 0.0	MPG 28.0	<b>Last Game:</b> 10 pts, 7 asts at Houston Baptist <b>Notes:</b> Southern Conference Freshman of the Year ... led the team with 12.6 points per game, 1.4 steals per game and an 80.6% free throw percentage ... averaged 2.3 rebounds and 2.3 assists ... connected on 44.1% from the field and 36.2% from three ... scored in double-figures 21 times and had seven 20-point games.	<b>SEASON HIGHS</b> Pts: 20 vs. Our Lady of the Lake, 11/28/20 Reb: 3, 2x, last vs. LeTourneau, 12/3/20 Ast: 7 at Houston Baptist, 12/5/20 Stl: 3 vs. LeTourneau, 12/3/20
4		<b>QUINCY OLIVARI</b> G • 6-2 • 190 • So. • Atlanta, Ga.	PPG 14.3	RPG 3.3	APG 0.3	SPG 0.3	BPG 0.0	MPG 21.3	<b>Last Game:</b> 27 pts, 2 rbs at Houston Baptist <b>Notes:</b> Averaged 6.0 pts & 1.7 rbs...led team with 38.0 3FG%...6 double-figure scoring games...scored at least 7 pts 12x...season-high 16 pts at UAB...12 pts vs. UTA...scored 10 pts 3x (Penn, Wayland Baptist, St. Thomas)...9 pts vs. Milwaukee & FIU...season-high 4 rbs vs. Liberty...6 pts & 4 rbs vs. Florida Atlantic.	<b>SEASON HIGHS</b> Pts: 27 at Houston Baptist, 12/5/20 Reb: 6 vs. LeTourneau, 12/3/20 Ast: 1 at Houston Baptist, 12/5/20 Stl: 1 at Houston Baptist, 12/5/20
5		<b>CAMERON SHEFFIELD</b> G/F • 6-6 • 180 • Fr. • Alpharetta, Ga.	PPG 4.0	RPG 4.0	APG 0.5	SPG 0.3	BPG 0.5	MPG 12.3	<b>Last Game:</b> 4 pts, 2 rbs at Houston Baptist <b>Notes:</b> Atlanta Journal-Constitution 6A Player of the Year and AIC First Team All-State ... also named Class 6A All-State by the Georgia Athletic Coaches Association ... awarded the AIC Cup as the best all-around senior.	<b>SEASON HIGHS</b> Pts: 6 vs. Our Lady of the Lake, 11/28/20 Reb: 7 vs. Our Lady of the Lake, 11/28/20 Ast: 1, 2x, last vs. LeTourneau, 12/3/20 Blk: 1, 2x, last vs. LeTourneau, 12/3/20
10		<b>MALIK ONDIGO</b> F • 6-10 • 215 • r-Jr. • El Mirage, Ariz.	PPG 0.0	RPG 0.0	APG 0.0	SPG 0.0	BPG 0.0	MPG 0.0	<b>Last Game:</b> DNP <b>Notes:</b> Sat out last year after transferring from Texas Tech ... Saw action in 18 games ... scored 23 points and grabbed 22 rebounds ... set career highs with eight points and five rebounds against Mississippi Valley State (11/8) ... scored four points versus No. 25 Nebraska (11/20). All-Big 12 Academic Rookie Team as a freshman.	<b>SEASON HIGHS</b> Pts: N/A Reb: N/A Ast: N/A Stl: N/A
11		<b>RILEY ABERCROMBIE</b> F • 6-9 • 210 • R-So. • Wollongong, Australia	PPG 6.8	RPG 3.3	APG 0.5	SPG 0.5	BPG 0.0	MPG 15.8	<b>Last Game:</b> 3 pts at Houston Baptist <b>Notes:</b> Transfer from Boise State ... Appeared in 17 games ... averaged 1.4 points and 0.7 rebounds in 4.2 minutes per game.	<b>SEASON HIGHS</b> Pts: 10 vs. Our Lady of the Lake, 11/28/20 Reb: 6 vs. LeTourneau, 12/3/20 Ast: 2 vs. LeTourneau, 12/3/20 Stl: 2 vs. LeTourneau, 12/3/20
12		<b>BEN MOFFAT</b> F • 6-8 • 225 • So. • Wichita Falls, Texas	PPG 0.5	RPG 0.3	APG 0.0	SPG 0.0	BPG 0.0	MPG 3.5	<b>Last Game:</b> 1 min at Houston Baptist <b>Notes:</b> Saw action in three games (Wayland Baptist, St. Thomas, Charlotte)...named First Team All-District and First Team All-Regional...averaged 13.5 points, 8.1 rebounds and 1.5 blocks...in his career, averaged 12.9 points, 7.1 rebounds and 1.2 blocks.	<b>SEASON HIGHS</b> Pts: 2 vs. Our Lady of the Lake, 11/28/20 Reb: 1 vs. Our Lady of the Lake, 11/28/20 Ast: N/A Stl: N/A
14		<b>REED MYERS</b> G • 6-0 • 180 • So. • Phoenix, Ariz.	PPG 0.0	RPG 0.0	APG 0.0	SPG 0.0	BPG 0.0	MPG 0.0	<b>Last Game:</b> DNP <b>Notes:</b> Saw action in four games...had one assist vs. Wayland Baptist...one rebound and one steal vs. St. Thomas...named First Team Division 2A All-State...named Metro Region First Team and Offensive Player of the Year.	<b>SEASON HIGHS</b> Pts: N/A Reb: N/A Ast: N/A Stl: N/A
15		<b>MAX FIEDLER</b> F • 6-10 • 235 • So. • Indialantic, Fla.	PPG 13.0	RPG 9.5	APG 3.5	SPG 0.8	BPG 0.5	MPG 23.3	<b>Last Game:</b> 10 pts, 4 rbs, 3 asts, 2 stls at Houston Baptist <b>Notes:</b> Saw action in 20 games, making seven starts...averaged 2.7 pts...4th on team with 4.1 rbs...13 blks...55.8% FG%...3 double-figure rebound games...8 pts & 11 rbs vs. Penn...8 pts & 12 rbs vs. Wayland Baptist...season-high 9 pts at UC Santa Barbara...7 rbs vs. Houston...10 rbs vs. Milwaukee.	<b>SEASON HIGHS</b> Pts: 16 vs. LeTourneau, 12/3/20 Reb: 13 at Incarnate Word, 11/27/20 Ast: 4, 2x, last vs. LeTourneau, 12/3/20 Stl: 2 at Houston Baptist, 12/5/20
22		<b>TRE CLARK</b> G • 6-5 • 205 • Gr. • Palmetto, Fla.	PPG 7.3	RPG 7.5	APG 2.5	SPG 1.0	BPG 0.8	MPG 21.5	<b>Last Game:</b> 2 rbs, 6 3 asts, 2 blks at Houston Baptist <b>Notes:</b> Graduate transfer from Furman... Played in 30 games last season, averaging 3.3 points, 3.4 rebounds, 1.3 assists and 1.1 steals while helping the Paladins to a school record 25 regular season wins ... had his best game against East Tennessee State, setting season-highs with 10 points and seven rebounds.	<b>SEASON HIGHS</b> Pts: 14 vs. LeTourneau, 12/3/20 Reb: 14 vs. Our Lady of the Lake, 11/28/20 Ast: 3, 2x, last at Houston Baptist, 12/5/20 Stl: 3 at Incarnate Word, 11/27/20
24		<b>CHRIS MULLINS</b> G • 6-3 • 190 • Jr. • Grand Prairie, Texas	PPG 12.0	RPG 3.3	APG 2.3	SPG 1.5	BPG 0.0	MPG 25.8	<b>Last Game:</b> 9 pts, 2 rbs at Houston Baptist <b>Notes:</b> Averaged 7.3 pts & 2.6 rbs...scored double-figures 9x...season-high 16 pts at Middle Tennessee...14 pts vs. FIU...13 pts vs. Houston Baptist, St. Thomas & Sam Houston State...12 pts at UC Santa Barbara & vs. Houston...season-high 7 rbs vs. Liberty...season-high 4 asts vs. FIU...2019 C-USA All-Freshman Team.	<b>SEASON HIGHS</b> Pts: 15 at Incarnate Word, 11/27/20 Reb: 5, 2x, last vs. LeTourneau, 12/3/20 Ast: 4 vs. Our Lady of the Lake, 11/28/20 Stl: 3 at Incarnate Word, 11/27/20
34		<b>MYLYJAEEL POTEAT</b> F • 6-9 • 260 • Fr. • Reidsville, N.C.	PPG 0.0	RPG 0.0	APG 0.0	SPG 0.0	BPG 0.0	MPG 0.0	<b>Last Game:</b> DNP <b>Notes:</b> Named the Times-News All-Region Player of the Year ... NCISAA All-State ... Mid-Carolina Conference Player of the Year ... Led The Burlington School to a 25-7 record and a Class 1-A state runner-up finish ... averaged a double-double with 16.7 points per game and 10 rebounds per game ... also added three assists per game.	<b>SEASON HIGHS</b> Pts: N/A Reb: N/A Ast: N/A Stl: N/A
55		<b>CAVIT EGE HAVSA</b> G • 6-5 • 180 • Gr. • Istanbul, Turkey	PPG 6.5	RPG 3.0	APG 3.0	SPG 1.0	BPG 0.0	MPG 21.5	<b>Last Game:</b> 11 pts, 5 asts, 3 rbs, 3 stls at Houston Baptist <b>Notes:</b> Graduate transfer from Utah Valley State... Played in 24 games last season, scoring 76 points while recording 46 assists and 39 rebounds ... connected on 45.2% from the field and 37.5% from three ... scored a season-high 12 points against Lamar ... had season-highs of eight assists and six rebounds against Westminster.	<b>SEASON HIGHS</b> Pts: 11 at Houston Baptist, 12/5/20 Reb: 6 vs. Our Lady of the Lake, 11/28/20 Ast: 5 at Houston Baptist, 12/5/20 Stl: 3 at Houston Baptist, 12/5/20

RICE	TALE OF THE TAPE	NEW MEXICO
<b>2020-21</b>	<b>Season</b>	<b>2019-20</b>
4-0	<b>Overall</b>	19-14
0-0	<b>Conference</b>	7-11
4-0	<b>Last 10</b>	0-0
4-0	<b>Last 5</b>	0-0
87.8	<b>PPG</b>	76.7
63.8	<b>Opp PPG</b>	75.2
+24.0	<b>Margin</b>	+1.5
.480	<b>FG%</b>	.466
.402	<b>FG% Def</b>	.450
.333	<b>3PT%</b>	.327
.289	<b>3PT% Def</b>	.346
.671	<b>FT%</b>	.720
19.0	<b>FTA PG</b>	21.8
45.0	<b>RPG</b>	35.1
34.5	<b>Opp RPG</b>	35.9
+10.5	<b>Margin</b>	-0.8
18.0	<b>APG</b>	15.0
15.0	<b>TO PG</b>	14.4
2.0	<b>BPG</b>	2.9
7.0	<b>SPG</b>	8.1

## LEADERS

RICE	CATEGORY	NEW MEXICO (RETURNING)
Quincy Olivari 14.3	<b>Scoring</b>	9.6 Makuach Maluach
Max Fiedler 9.5	<b>Rebounding</b>	4.0 Makuach Maluach
Max Fiedler 3.5	<b>Assists</b>	1.2 Makuach Maluach
T. Eevee/C. Mullins 1.5	<b>Steals</b>	0.8 Makuach Maluach
Tre Clark 3	<b>Blocks</b>	13 Makuach Maluach
Max Fiedler 22	<b>Field Goals</b>	117 Makuach Maluach
T. Eevee/C. Mullins 41	<b>Field Goals Attempted</b>	244 Makuach Maluach
Max Fiedler .647	<b>Field Goal Percentage</b>	.480 Makuach Maluach
T. Eevee/Q. Olivari 11	<b>3-Point Field Goals</b>	31 Keith McGee
Travis Eevee 30	<b>3-Point Field Goals Attempted</b>	93 Makuach Maluach
C. Havsas/Q. Olivari .500	<b>3-Point Field Goal Percentage</b>	.365 Keith McGee
M. Fiedler/P. Moore 8	<b>Free Throws</b>	53 Makuach Maluach
Payton Moore 15	<b>Free Throws Attempted</b>	73 Makuach Maluach
Chris Mullins 1.000	<b>Free Throw Percentage</b>	.726 Makuach Maluach

## 2020-21 RICE ROSTER

No.	Name	Pos.	Ht.	Wt.	Yr.	Hometown/Previous School
0	Payton Moore	G	6-4	205	Jr.	Los Angeles, Calif./Santa Monica HS
1	Noah Hutchins	G	6-0	160	Fr.	Buffalo, N.Y./IMG Academy (Fla.)
2	Jake Lieppert	G	6-3	200	So.	Scottsdale, Ariz./Pima CC
3	Travis Eevee	G	6-1	165	So.	Randolph, Mass./VMI
4	Quincy Olivari	G	6-2	190	So.	Atlanta, Ga./Westlake HS
5	Cameron Sheffield	G/F	6-6	180	Fr.	Alpharetta, Ga./Chattahoochee HS
10	Malik Ondigo	F	6-10	215	r-Jr.	El Mirage, Ariz./Texas Tech
11	Riley Abercrombie	F	6-9	210	r-So.	Wollongong, Australia/Boise State
12	Ben Moffat	F	6-8	225	So.	Wichita Falls, Texas/Rider HS
14	Reed Myers	G	6-0	180	So.	Phoenix, Ariz./Scottsdale Christian Academy
15	Max Fiedler	F	6-10	235	So.	Indianapolis, Fla./Melbourne HS
22	Tre Clark	G	6-5	205	Gr.	Palmetto, Fla./Furman
24	Chris Mullins	G	6-3	190	Jr.	Grand Prairie, Texas/Mansfield Timberview HS
34	Mylyjael Poteat	F	6-9	260	Fr.	Reidsville, N.C./The Burlington School
55	Cavit Ege Havsas	G	6-5	180	Gr.	Istanbul, Turkey/Utah Valley State

**Head Coach:** Scott Pera, 4th Year (Penn State, 1989)

**Assistant Coaches:** Vince Alexander, 2nd Year (Oklahoma Christian, 1989); Derek Glasser, 1st Year (Arizona State, 2010); Van Green, 2nd Year (Columbia, 2014)

**Director of Basketball Operations:** Ryan Kapustka, 1st Year (Michigan, 2018)

## UNIVERSITY INFORMATION

Name of School: Rice  
 City/Zip: Houston, TX 77251  
 Founded: 1891  
 Enrollment: 6,989  
 Nickname: Owls  
 School colors: Blue and Gray  
 Arena: Tudor Fieldhouse/5,208  
 Affiliation: NCAA Division I  
 Conference: Conference USA  
 President: David W. Leebron  
 Athletics Director: Joe Karlgaard  
 Press Row Phone: 713.348.5638

## COACHING INFORMATION

Head Coach: Scott Pera  
 Alma Mater/Year: Penn State/1989  
 Record at Rice: 39-60/4  
 Overall Record: 39-60/4  
 Assistant Coach: Vince Alexander  
 Assistant Coach: Derek Glasser  
 Assistant Coach: Van Green  
 Director of Operations: Rhett Bonner  
 Video Coordinator: Derek Glasser  
 Athletic Trainer: Dean Miller

## BASKETBALL HISTORY

Seasons: 107th  
 All-Time Record: 1,133-1,458/.437  
 All-Time Conference Record: 560-903/.383  
 All-Time C-USA Record: 80-170/.320  
 NCAA Tournament Appearances: 4  
 (1940, 42, 54, 70)  
 NIT Appearances: 5/1943, 91, 93, 2004, 05  
 CIT Appearances: 1/2012  
 CBI Appearances: 1/2017

## TEAM INFORMATION

**2020-21 Overall Record:** 4-0

(Home: 1-0, Away: 2-0, Neutral: 1-0)

**2020-21 Conference USA Record:** 0-0

(Home: 0-0, Away: 0-0)

**Starters Returning/Lost:** 1/5

**Letterwinners Returning/Lost:** 6/4

**Newcomers:** 7

**Roster Breakdown:** 1 Gr/4 Sr/2 Jr/4 Soph/5 Frs

## ATHLETIC COMMUNICATIONS

**MBB Contact:** Tim Andrzejewski

**Office:** 713.348.3939

**Cell:** 662.312.7663

**E-mail:** tim.andrzejewski@rice.edu

**Fax:** 713.348.6019

**Website:** www.riceowls.com

**Mailing Address:** P.O. Box 1892, MS 548  
 Houston, TX 77251-1892

## PRONUNCIATION GUIDE

### PLAYERS

Travis Eevee EE-Vee  
 Max Fiedler FEED-ler  
 Malik Ondigo On-DEE-go  
 Mylyjael Poteat Muh-LIE-juhl

### STAFF

Scott Pera PARE-uh

## ABOUT RICE UNIVERSITY

- Founded in 1891, Rice University has been dedicated to creating unconventional wisdom: preparing outstanding students for diverse careers and lives, contributing to the advancement of learning across a wide range of research and scholarship and sharing that knowledge and discovery with the world.
- Rice has an enrollment of 6,469 undergraduate and graduate students in 2017. As a member of the Association of American Universities, Rice University is consistently ranked among the top 20 American universities.

## RICE CELEBRATES 107TH SEASON OF BASKETBALL

- Rice will play its 107th season of basketball in 2019-20.
- The Owls have an all-time record of 1,133-1,458 (.437), which includes 80-170 (.320) in Conference USA action.
- Rice also has a 560-903 (.383) mark all-time in conference play.
- Rice has made 11 postseason appearances, including four NCAA, five NIT, one CBI and one CIT appearance.

## RICE IN THE POSTSEASON

- Rice has made four NCAA appearances, five NIT appearances, one CIT appearance and one CBI appearance.
- Rice is 6-13 all-time in postseason play. Rice is 2-1 at home, 2-6 on the road and 2-5 on a neutral court.
- Rice last made the postseason in 2016-17, advancing to the quarterfinals of the College Basketball Invitational.

## SCOUTING RICE

- Rice enters Sunday's game with a 4-0 record after defeating Houston Baptist last Saturday, 86-64.
- Sophomore Quincy Olivari leads the Owls with 14.3 points per game while connecting on a team-best 50.0% from three, which is third in Conference USA. He is also tied for third in the league in three-pointers made per game (2.8) and is seventh in field goal percentage (54.1%).
- Sophomore guard Travis Eevee is second on the team with 13.3 points per game. He leads C-USA in assist-to-turnover ratio (6.0), is tied for third in three-pointers made per game (2.8) and is seventh in three-point field goal percentage (36.7%).
- Sophomore forward Max Fiedler is averaging nearly a double-double, scoring 13.0 points per game while pulling down 9.5 rebounds per game, good for third in the conference. He is also second in field goal percentage (64.7%) and tied for ninth in assists (3.5).
- Junior guard Chris Mullins is scoring 12.0 points per game while graduate forward Tre Clark is adding 7.3 points per game and 7.5 rebounds per game.
- Rice is averaging 87.8 points per game, which leads the league, while allowing 63.8.
- The Owls are connecting on 48.0% from the floor and 33.3% from three while holding their opponents to 40.2% from the field and just 28.9% from three.
- Rice is also outrebounding its opponents, 45.0-to-34.5 while leading Conference USA with 18.0 assists per game.
- Head coach Scott Pera begins his fourth season leading the Rice men's basketball program. He holds a record of 39-60.

## SCOUTING NEW MEXICO

- New Mexico begins its season after finishing 19-14 last year and 7-11 in the Mountain West Conference.
- UNM welcomes back six letterwinners from last year's squad, but just one starter. New Mexico also welcomes 12 newcomers
- The Lobos are looking to replace their top five scorers from last year.
- Senior guard/forward Makuach Maluach is their leading returning scorer (9.6 ppg) and rebounder (4.0.). He is also the returning leader in assists (38), blocks (13), field goal percentage (48.0%) and free throw percentage (72.6%).
- Redshirt senior guard Keith McGee is the returning leader in three-pointers (31) and three-point field goal percentage (36.5%).
- Head coach Dr. Paul Weir begins his fourth season leading the New Mexico men's basketball program, where he holds a 52-47 (.525) record. He holds a record of 80-53 (.602) in four seasons as a collegiate head coach.

## SERIES HISTORY

- Rice and New Mexico will meet for the third time in the last six years and just the eighth time overall.
- The Lobos hold a 5-2 advantage in the series, though the teams have split the last two meetings.
- This will be just the second meeting at Tudor Fieldhouse. UNM won the initial meeting, 69-61 on Jan. 18, 1997.
- Four of the seven meetings came while the schools were members of the Western Athletic Conference.
- The entire Rice-New Mexico series can be found on Page 7.

## NEXT UP

- Rice gets back to the hardwood next Tuesday, Dec. 15 when it hosts Houston Baptist in the second game of the series. Tip-off is scheduled for 2 p.m. The game will be livestreamed by CUSATv.

## RICE WELCOMES EIGHT NEWCOMERS TO 2020-21 ROSTER

- Head coach Scott Pera added eight newcomers to this year's team, which include three freshmen, two graduate transfers, two transfers and one junior college transfer.
- The three freshmen include guard Noah Hutchins (Buffalo, N.Y.), guard/forward Cameron Sheffield (Alpharetta, Ga.) and forward Myllyjael Poteat (Reidsville, N.C.), graduate transfer guards Tre Clark (Palmetto, Fla./Furman) and Cavit Ege Havsa (Istanbul, Turkey/Utah Valley State), transfer guard Travis Eevee (Randolph, Mass./VMI) and forward Riley Abercrombie (Wollongong, Australia/Boise State) and junior college transfer guard Jake Lieppert (Scottsdale, Ariz./Pima CC).

## 2020-21 C-USA STANDINGS (AS OF 12/11)

TEAM	C-USA		Overall	
	W-L	PCT.	W-L	PCT.
UAB	0-0	.000	5-0	1.000
FIU	0-0	.000	4-0	1.000
<b>Rice</b>	<b>0-0</b>	<b>.000</b>	<b>4-0</b>	<b>1.000</b>
Marshall	0-0	.000	3-0	1.000
Louisiana Tech	0-0	.000	4-1	.800
WKU	0-0	.000	4-2	.667
Old Dominion	0-0	.000	2-1	.667
UTEP	0-0	.000	2-1	.667
Florida Atlantic	0-0	.000	3-2	.600
UTSA	0-0	.000	2-2	.500
Southern Miss	0-0	.000	1-2	.333
Charlotte	0-0	.000	1-3	.250
Middle Tennessee	0-0	.000	1-3	.250
North Texas	0-0	.000	1-3	.250

## UPCOMING GAMES

### Sunday, December 13

Rhode Island at WKU	<small>CBSSN</small>	11 a.m.
Ohio at Marshall	<small>CUSATv</small>	1 p.m.
Grambling State at Rice	<small>CUSATv</small>	2 p.m.
Old Dominion vs. George Mason		canceled

### Tuesday, December 15

Florida Atlantic at Stetson	<small>ESPN+</small>	6 p.m.
Jackson State at Louisiana Tech	<small>CUSATv</small>	6:30 p.m.
Arkansas-Pine Bluff at North Texas		7 p.m.
Southern Miss at Lamar	<small>ESPN+</small>	7 p.m.
Charlotte at Davidson	<small>ESPN+</small>	TBA

### Wednesday, December 16

UTSA at Oregon State	<small>Pac 12 Network</small>	4 p.m.
Toledo at Marshall	<small>CUSATv</small>	5 p.m.
FIU at Florida Gulf Coast		6 p.m.
Southern at UAB	<small>CUSATv</small>	6:30 p.m.
Ole Miss at Middle Tennessee	<small>CBSSN</small>	7 p.m.
UTEP at Arizona State	<small>Pac 12 Network</small>	8 p.m.

### Thursday, December 17

Houston Baptist at North Texas	<small>CUSATv</small>	2 p.m.
--------------------------------	-----------------------	--------

### Saturday, December 19

Florida Atlantic at Florida		11 a.m.
Lamar at Louisiana Tech	<small>CUSATv</small>	1 p.m.
Northern Iowa at Marshall	<small>Fox Sports Networks</small>	1 p.m.
Chattanooga at UAB	<small>CUSATv</small>	2 p.m.
Louisiana-Monroe at Southern Miss		2 p.m.
Middle Tennessee at Bellarmine	<small>ESPN+</small>	2 p.m.
Rice at Sam Houston State	<small>Bearkat Sports Network</small>	2 p.m.
North Carolina A&T at Charlotte	<small>YouTube Live</small>	3 p.m.
Georgia Southern at FIU		6 p.m.
North Texas at LSU	<small>SEC Network+</small>	TBD

### Sunday, December 20

Our Lady of the Lake at UTSA	<small>CUSATv</small>	3 p.m.
------------------------------	-----------------------	--------

### Monday, December 21

Incarnate Word at Rice	<small>CUSATv</small>	2 p.m.
Florida College at Florida Atlantic	<small>CUSATv</small>	6 p.m.
Fort Lauderdale at FIU		6 p.m.

### Tuesday, December 22

Charlotte at George Washington	<small>ESPN+</small>	1 p.m.
UNC Asheville at Marshall	<small>CUSATv</small>	5 p.m.
Lamar at UTSA	<small>CUSATv</small>	6 p.m.
Tennessee Tech at WKU	<small>ESPN+</small>	6 p.m.
Virginia Wesleyan at Old Dominion	<small>ODUSports.com</small>	6 p.m.
Bellarmine at Middle Tennessee	<small>CUSATv</small>	6:30 p.m.
Louisiana Tech at Louisiana-Monroe		6:30 p.m.

All Times Central



## RECORD WHEN...

	2020-21	Pera
All Games	4-0	39-60
Home Games	1-0	22-24
Road Games	2-0	13-31
Neutral Site Games	1-0	3-5
C-USA Games	0-0	19-35
C-USA Home Games	0-0	12-15
C-USA Road Games	0-0	7-20
Non-Conference Games	4-0	19-25
Non-Conference Home Games	1-0	10-8
Non-Conference Road Games	2-0	6-11
Non-Conference Neutral Site Games	1-0	3-5
White Jerseys	2-0	12-18
Blue Jerseys	2-0	13-34
Gray Jerseys	0-0	13-8
November Games	2-0	13-13
December Games	2-0	6-13
January Games	0-0	7-17
February Games	0-0	7-12
March Games	0-0	5-5
Sunday Games	0-0	4-2
Monday Games	0-0	1-2
Tuesday Games	0-0	3-4
Wednesday Games	0-0	2-7
Thursday Games	1-0	10-13
Friday Games	1-0	3-4
Saturday Games	2-0	15-28
Overtime Games	0-0	2-3
Night Games	1-0	20-46
Day Games	3-0	17-14
TV Games	0-0	13-42
led at halftime	4-0	29-12
trail at halftime	0-0	9-47
tied at halftime	0-0	0-1
shoot better than opp.	3-0	25-9
shoot the same as opp.	0-0	1-1
shoot worse than opp.	1-0	11-50
Shoot 45% or better	4-0	21-15
Shoot less than 45%	0-0	17-45
Opp. shoots 45% or better	1-0	8-36
Opp. shoots below 45%	3-0	30-23
Make five or fewer 3-pointers	1-0	2-5
Make more than five 3-pointers	3-0	36-57
Attempt 20 or fewer 3-pointers	0-0	1-7
Attempt more than 20 3-pointers	4-0	37-53
Shoot more free throws than opp.	4-0	28-26
Opp. shoots same/more free throws	0-0	10-34
Outrebound opponent	3-0	31-19
Same/Outrebounded by opp.	1-0	7-41
Bench outscores opp.	4-0	27-32
Fewer/same bench points	0-0	10-28
Commit fewer turnovers	3-0	19-15
Commit more turnovers	1-0	19-38
Commit same turnovers	0-0	0-7
Commit 15 or fewer turnovers	2-0	28-43
Commit more than 15 turnovers	2-0	10-17
Lead with 5:00 remaining	4-0	33-11
Trail with 5:00 remaining	0-0	3-47
Tied with 5:00 remaining	0-0	2-2
1-5 point margins	0-0	7-14
6-10 point margins	0-0	12-13
11-19 point margins	1-0	13-22
20+ point margins	3-0	6-11
vs. Top 25 teams	0-0	0-1
Score 59 or fewer points	0-0	0-10
Score 60-69 points	1-0	4-27
Score 70-79 points	0-0	18-15
Score 80 or more points	3-0	16-7
Allow 59 or fewer points	1-0	6-0
Allow 60-69 points	2-0	17-9
Allow 70-79 points	1-0	10-23
Allow 80 or more points	0-0	5-27

- Transfers Eevee and Abercrombie both had their transfer waivers approved and therefore will be available to play immediately.

### FIED-ING MAD MAX

- Sophomore forward Max Fiedler has really improved his game so far this year.
- After averaging 2.7 points and 4.7 rebounds as a freshman, the Indialantic, Fla., native is averaging nearly a double-double, scoring 13.0 points per game while placing third in Conference USA with 9.5 boards per game.
- He is also second in the league in field goal percentage, connecting on 64.7% from the floor and is one of 17 players in the country with three double-doubles on the year.
- In fact, he is the first Rice Owl since Arsalan Kazemi to begin the year with three double-doubles.

### RICE IN SEASON OPENERS

- With Rice's 68-53 victory at Incarnate Word, it is 60-48 all-time in season openers.
- Rice opened the season on the road for the second straight year and the 38th time overall. When opening on the road, Rice is 9-29.
- This was the fourth time that Rice has opened the season against the Southland Conference but the first since 1972. Rice has also opened against Trinity, Abilene Christian and Lamar. The Owls are 3-1 when opening the season against the Southland.

### RICE VS. THE MOUNTAIN WEST CONFERENCE

- When the Owls face New Mexico, it will be just the 16th meeting against the Mountain West Conference.
- Rice is 5-10 all-time against the Mountain West.
- This will be the first meeting against the Mountain West since 2017-18, when the Owls faced UNLV and New Mexico.
- Below is a breakdown of Rice's record against the Mountain West Conference.

Team	Last Meeting	Record
Colorado State	Nov 15, 2006	1-0
Fresno State	Nov. 22, 2015	0-1
UNLV	Nov. 20, 2017	0-1
New Mexico	Dec. 19, 2017	1-1
Former Mountain West members		3-7
<b>Total</b>		<b>5-10</b>

### MILESTONE ALERT

- Chris Mullins needs 12 rebounds for 200 career and 14 assists for 150 career.
- Max Fiedler needs 30 rebounds for 150 career.
- Quincy Olivari needs 14 points for 250 career.
- Payton Moore needs 30 points for 300 career.
- Travis Eevee needs 15 rebounds for 100 career, 10 assists for 100 career and 12 three-pointers for 100 career.
- Tre Clark needs 16 points for 300.
- Cavit Ege Havsas needs 24 points for 300 career and 24 assists for 200 career.

### ABOUT THE SCHEDULE

- Due to COVID-19, Rice is scheduled to play just 26 games during the 2020-21 season, including 12 at Tudor Fieldhouse.
- The Owls will play eight non-conference and 18 conference games.
- Rice's season-opener against Incarnate Word on Nov. 27 will be the latest it has opened a season since falling to No. 1 Michigan in The Summit on Dec. 1, 1992.
- Rice's schedule features seven games against teams that won at least 20 games last year, including Houston (23), Louisiana Tech (22) and North Texas and WKU (20).
- The Owls will face both Our Lady of the Lake and LeTourneau, which marks the first-ever game against both teams.
- Rice will face two of its top 10 most played opponents in school history. The Dec. 12 game at Houston will be the 83rd in the series, the eighth-most games played. The Owls then travel Sam Houston State (Dec. 19), the 47th meeting in the series and the 10th most games played.

### OWLS PARTICIPATE IN THANKSGIVING INVITATIONAL

- As part of its non-conference schedule, Rice took part in the Thanksgiving Invitational in San Antonio.
- The Owls opened the event on Nov. 27 at Incarnate Word, defeating the Cardinals, 68-53.
- The next day, Rice defeated Our Lady of the Lady in the the first-ever meeting between the two schools, 103-64.
- This was the first time that Rice opened the season at an in-season tournament since hosting and winning the 2009 Basketball Travelers Invitational.

### CONSECUTIVE GAMES WITH A THREE

- Rice has connected on at least one three-pointer in the last 391 games, setting a new school record.
- The Owls last went without a trey on March 5, 2008 against East Carolina.
- The previous record was 265 games from January 30, 1997 until January 28, 2006.
- UNLV (1,107) and Princeton (958) are the only two schools to have made at least one three-pointer in every game since the NCAA adopted the three-point line prior to the 1986-87 season.

### MOST COMMON OPPONENTS

- Rice will play two of its top 10 most common opponents during its non-conference schedule.

- The Owls will stay in town when it travels to former Southwest Conference foe and crosstown rival Houston on Dec. 12. It will be the 83rd meeting in the series, the eighth most in Rice history.
- A week later on Dec. 19, Rice will travel to Sam Houston State for their 47th meeting. It is the 10th most played series and the second straight year the teams will meet.

#### WHAT'S RETURNING

- Below is a breakdown of Rice's returning numbers from last year's team in terms of percentage.

Category	Amount Returning	Percentage
Games Started	39 of 160	24.4
Minutes Played	1,951 of 6,400	30.5
Points	625 of 2,363	26.4
Rebounds	279 of 1,028	27.1
Assists	113 of 456	24.8
Steals	66 of 191	34.6
Blocks	21 of 67	31.3
Field Goals Made	211 of 800	26.4
3-Point FG Made	67 of 317	21.1
Free Throws Made	136 of 446	84.8

#### RICE SIGNS TWO FOR 2020-21

- Rice men's basketball coach Scott Pera announced the Owls' 2021 two member recruiting class on Nov. 11.
- The two newest members of the Rice men's basketball program are guard Jared Geron (Fresno, Calif./San Joaquin Memorial HS) and forward Damion McDowell, Jr. (Inglewood, Calif./St. Bernard Catholic School).

#### JARED GERON • G • 6-8 • FRESNO, CALIF. • SAN JOAQUIN MEMORIAL HS

- Geron, a 6-8 guard, led San Joaquin Memorial High School to a 24-7 record and an Open Valley Division Championship, its fourth straight. In the championship game, he scored 16 points and grabbed nine rebounds in the Division championship to earn Most Outstanding Player. He was also named first team All-League and All-Central Section First Team All-Star. For his career, he is averaging 15 points, seven rebounds and three assists per game.

#### DAMION MCDOWELL, JR. • F • 6-6 • INGLEWOOD, CALIF. • ST. BERNARD CATHOLIC SCHOOL

- McDowell, a 6-6 forward, led to a 22-7 record and a runner-up finish in the Del Rey League. He was named South League All-Area and First Team All-Del Rey, as well as Most Outstanding Player and Most Valuable Defensive Player. For his career, he is averaging 19 points, 15 rebounds and six assists per game while connecting on 62% from the floor, 37% from three and 83% from the free throw line.

### RICE-NEW MEXICO SERIES

Dec. 22, 1958	W	81-69	A
Dec. 30, 1993	L	75-90	A
Jan. 18, 1997	L	61-69	H
Feb. 13, 1997	L	64-81	A
Mar. 4, 1999	L	49-51	N
Dec. 19, 2015	W	90-89	A
Dec. 19, 2017	L	69-78	A

Overall Record: New Mexico leads 5-2  
 at Rice: New Mexico leads 1-0  
 at New Mexico: New Mexico leads 3-2  
 at Tudor Fieldhouse: New Mexico leads 1-0  
 Neutral Record: New Mexico leads 1-0  
 Most Points by Rice: 90 (12/19/2015)  
 Most Points by New Mexico: 90 (12/30/1993)  
 Fewest Points by Rice: 49 (3/4/1999)  
 Fewest Points by New Mexico: 51 (3/4/1999)  
 Series Streak: New Mexico won 1  
 First Meeting: Dec. 22, 1958  
 Last Meeting: Dec. 19, 2017  
 Largest Margin of Victory: 12 (W, 81-69, 12/22/1958)  
 Largest Margin of Defeat: 17 (L, 81-64, 2/13/1997)

#### DOUBLE-DOUBLES

Max Fiedler (3)		P	R	A
at Incarnate Word	Nov. 27, 2020	14	13	-
vs. Our Lady of the Lake	Nov. 28, 2020	12	10	-
LeTourneau	Dec. 3, 2020	16	11	-

# LAST TIME OUT: RICE 86, HOUSTON BAPTIST 64 - DEC. 8, 2020

## Official Basketball Box Score -- Game Totals -- Final Statistics

Rice vs Houston Baptist  
12/05/20 7:00 pm at Houston, TX

Rice 86 • 4-0,0-0 C-USA

##	Player	Total			3-Ptr			Rebounds			PF	TP	A	TO	Blk	Stl	Min
		FG-FGA	FG-FGA	FT-FTA	FG-FGA	FG-FGA	FT-FTA	Off	Def	Tot							
15	FIEDLER, Max	f	5-8	0-1	0-1	1	3	4	4	10	3	2	0	2	24		
03	EVEE, Travis	g	4-11	2-9	0-1	0	1	1	2	10	7	1	0	1	29		
22	CLARK, Tre	g	1-4	0-1	0-0	4	2	6	2	2	3	1	2	0	23		
24	MULLINS, Chris	g	2-10	1-3	4-4	0	2	2	2	9	0	1	0	1	27		
55	HAVSA, Cavit Ege	g	5-6	1-2	0-0	0	3	3	0	11	5	1	0	3	26		
00	MOORE, Payton		3-4	2-3	2-2	1	4	5	1	10	2	1	0	0	16		
02	LIEPPERT, Jake		0-2	0-2	0-0	0	2	2	0	0	0	1	0	0	6		
04	OLIVARI, Quincy		9-14	7-12	2-3	0	2	2	1	27	1	1	0	1	27		
05	SHEFFIELD, Cameron		1-1	0-0	2-3	0	2	2	0	4	0	0	0	1	6		
11	ABERCROMBIE, Riley		1-5	1-5	0-0	1	0	1	2	3	0	0	0	0	15		
12	MOFFAT, Ben		0-0	0-0	0-0	0	0	0	1	0	0	0	0	0	1		
	Team					0	2	2									
	Totals		31-65	14-38	10-14	7	23	30	15	86	21	9	2	9	200		
	FG % 1st Half: 18-36	50.0%	2nd half: 13-29	44.8%	Game: 31-65	47.7%										Deadball Rebounds 0	
	3FG % 1st Half: 7-21	33.3%	2nd half: 7-17	41.2%	Game: 14-38	36.8%											
	FT % 1st Half: 6-7	85.7%	2nd half: 4-7	57.1%	Game: 10-14	71.4%											

Houston Baptist 64 • 0-4,0-0 Southlan

##	Player	Total			3-Ptr			Rebounds			PF	TP	A	TO	Blk	Stl	Min
		FG-FGA	FG-FGA	FT-FTA	FG-FGA	FG-FGA	FT-FTA	Off	Def	Tot							
34	Zach Iyeyemi	c	4-4	0-0	4-6	2	4	6	4	12	0	5	0	1	26		
00	Jade Tse	g	1-4	0-2	0-0	0	1	1	0	2	1	1	0	0	14		
05	Hunter Janacek	g	1-2	1-1	0-0	0	1	1	1	3	1	2	0	0	16		
10	Ty Dalton	g	1-6	0-3	2-2	0	3	3	1	4	1	0	0	0	16		
21	Pedro Castro	g	2-3	0-1	0-0	0	3	3	0	4	0	3	0	1	12		
02	Za-Ontay Boothman		7-13	1-5	0-0	0	1	1	2	15	2	3	0	1	24		
03	Brycen Long		3-7	2-4	0-0	0	1	1	1	8	3	0	0	1	13		
04	Myles Pierre		1-1	0-0	0-1	1	4	5	4	2	3	2	0	0	15		
11	Jason Thompson		2-5	0-2	0-0	1	5	6	3	4	0	1	1	0	31		
13	Philip McKenzie		4-6	1-1	1-4	0	3	3	1	10	2	0	2	1	18		
23	Darius Lee		0-1	0-1	0-0	0	1	1	0	0	0	1	0	0	3		
50	Ryan Gomes		0-0	0-0	0-0	0	2	2	2	0	0	3	0	0	12		
	Team					2	1	3			1						
	Totals		26-52	5-20	7-13	6	30	36	19	64	13	22	3	5	200		
	FG % 1st Half: 10-24	41.7%	2nd half: 16-28	57.1%	Game: 26-52	50.0%										Deadball Rebounds 3,1	
	3FG % 1st Half: 2-11	18.2%	2nd half: 3-9	33.3%	Game: 5-20	25.0%											
	FT % 1st Half: 2-2	100.0%	2nd half: 5-11	45.5%	Game: 7-13	53.8%											

Officials: Matthew Martinez, Kerry Sitton, Jeff Malham

Technical fouls: Rice-None. Houston Baptist-None.

Attendance: 150

2020-21 Men's Basketball. Round: 0. Houston Baptist vs Rice. Played at Sharp G

Score by periods	1st	2nd	Total
Rice	49	37	86
Houston Baptist	24	40	64

Last FG - RICE 2nd-01:14, HBU 2nd-00:09.

Largest lead - RICE by 31 2nd-03:18, HBU None.

RICE led for 39:14, HBU led for 00:00. Game was tied for 00:46.

	Points	In Paint	Off T/O	2nd Chance	Fast Break	Bench
RICE	32	32	32	10	8	44
HBU	36	15	15	6	8	39

Score tied - 0 times.

Lead changed - 0 times.

**HOUSTON, Texas** — Quincy Olivari scored a career-high 27 points and tied the second-most three-pointers in school history with seven as Rice defeated Houston Baptist, 86-64, Saturday night from Sharp Gym.

### The Story

Rice came out firing. After scoring the first five points, HBU scored the next four. But back-to-back baskets by Cavit Ege Havsa sent Rice on an 8-0 run. The teams then traded baskets, going back-and-forth over the next five minutes. With Rice leading 27-19, the Owls stepped up its defense, forcing five Husky turnovers as an Olivari three-pointer sent the Owls on a 15-0 run to take a 42-19 lead with five minutes remaining in the first half. After an HBU basket, Chris Mullins hit a three-pointer and Rice closed the half scoring seven of the final 10 points to finish the last 10 minutes on a 22-5 run and take a 49-24 lead into halftime.

HBU scored the first six points of the second half, forcing a Rice timeout. Back-to-back three-pointers by Travis Eevee and Olivari pushed the lead back to 25. However, the Owls went cold, making just two of its next 12 shots as Houston Baptist went on a 17-5 run to cut Rice's lead to 60-47 with 8:03 remaining. However, Olivari scored half of Rice's points in 22-4 run to put the game away.

### The Stats

Rice connected on 47.7% from the field, including 36.8% from three. Rice also connected on 71.4% from the free throw line. Houston Baptist connected on 50.0% from the floor, but was held to just 25.0% from three. Rice was outrebounded 36-to-30 and had 21 assists.

### Notes

- Rice started 4-0 for the first time since starting 4-0 in 2011-12.
- This was the second straight year the teams have met and the 13th time overall. The Owls lead the series 10-3.
- At HBU, the series is tied at two.
- Rice is 42-34 all-time against the Southland Conference.
- Rice tied a school-record with 38 three-point field goal attempts.
- Rice set or tied season-highs with 14 three-pointers, 21 assists and nine steals.
- Rice placed five players in double-figures for the third straight game.
- Quincy Olivari set career-highs with 27 points and seven three-pointers.
- The seven three-pointers tied the second-most in school history.
- Cavit Ege Havsa set season-highs with 11 points, five assists and three steals.
- Travis Eevee scored 10 points and had a career-high seven assists.
- Max Fiedler scored 10 points and had four rebounds.
- Payton Moore scored 10 points and tied a season-high with five rebounds.
- Tre Clark led all players with six rebounds and two blocks.

## NATIONAL POLLS

### ASSOCIATED PRESS (DEC. 7)

1.	Gonzaga (54)	3-0	1,518
2.	Baylor (7)	3-0	1,470
3.	Iowa	3-0	1,385
4.	Michigan State	5-0	1,296
5.	Kansas	4-1	1,195
6.	Illinois	3-1	1,104
7.	<b>Houston</b>	<b>4-0</b>	<b>1,090</b>
8.	Creighton	3-0	1,068
9.	Villanova	4-1	1,033
10.	Duke	2-1	954
11.	West Virginia	4-1	918
12.	Tennessee	0-0	767
13.	Wisconsin	3-1	750
13.	Texas	4-1	750
15.	Virginia Tech	4-0	688
16.	North Carolina	3-1	547
17.	Texas Tech	4-1	541
18.	Virginia	3-1	474
19.	Richmond	2-0	419
20.	Florida State	1-0	350
21.	Rutgers	3-0	293
22.	Ohio State	3-0	287
23.	Arizona State	3-1	218
24.	San Diego State	4-0	123
25.	Louisville	4-0	122

### Others Receiving Votes

Michigan 107, Saint Louis 94, Florida 90, Indiana 40, Oregon 26, Oklahoma State 26, Marquette 22, Missouri 19, Connecticut 12, Xavier 9, Clemson 7, Alabama 5, Washington State 3, Maryland 2, SMU 1, Oklahoma 1, UCLA 1.

### COACHES (DEC. 7)

1.	Gonzaga (23)	3-0	788
2.	Baylor (8)	3-0	774
3.	Iowa (1)	3-0	717
4.	Michigan State	5-0	679
5.	Kansas	4-1	585
6.	Villanova	4-1	581
7.	Creighton	3-0	561
8.	<b>Houston</b>	<b>4-0</b>	<b>529</b>
9.	Illinois	3-1	525
10.	West Virginia	4-1	471
11.	Duke	2-1	458
12.	Texas	4-1	407
13.	Wisconsin	3-1	361
14.	North Carolina	3-1	331
15.	Virginia Tech	4-0	315
16.	Tennessee	0-0	311
17.	Texas Tech	4-1	310
18.	Virginia	3-1	268
19.	Richmond	2-0	198
20.	Ohio State	3-0	176
21.	Florida State	1-0	167
22.	Rutgers	3-0	161
23.	Arizona State	3-1	121
24.	Louisville	4-0	95
25.	Florida	3-0	83

### Others Receiving Votes

Michigan 78, San Diego State 50, Saint Louis 44, UCLA 38, Oregon 34, Oklahoma State 30, Indiana 26, Marquette 16, Missouri 15, North Dakota 14, Oklahoma 13, LSU 13, Arkansas 11, Clemson 10, North Carolina State 10, Maryland 6, Connecticut 6, Xavier 5, Drake 2, Memphis 2, SMU 1, Abilene Christian 1, Alabama 1, **WKU 1**, Kentucky 1.

## LAST RICE-NEW MEXICO BOX (DEC. 19, 2017)

Official Basketball Box Score -- Game Totals -- Final Statistics

Rice vs New Mexico

12/19/17 7:30 p.m. at Dreamstyle Arena - The Pit

**Rice 69 • 3-9**

#	Player	f/g	Total			3-Ptr			Rebounds			PF	TP	A	TO	Blk	Stl	Min
			FG-FGA	FG-FGA	FT-FTA	Off	Def	Tot	Off	Def	Tot							
13	OSBORNE, Malik	f	4-7	0-0	4-4	5	6	11	1	12	0	1	1	0	32			
00	CASHAW, Connor	g	6-15	1-8	3-4	0	4	4	5	16	3	0	0	3	23			
03	ADAMS, Ako	g	2-7	0-4	1-2	1	3	4	2	5	3	2	0	0	32			
11	LESTER, Miles	g	4-7	3-5	0-0	0	1	1	3	11	3	2	0	0	28			
15	MENCY, Bishop	g	6-14	2-8	1-3	4	6	10	2	15	0	2	0	1	36			
10	MARTIN, Robert		1-2	0-0	0-0	0	1	1	1	2	0	3	0	1	13			
14	HUNTER, Najja		2-7	0-1	0-0	0	2	2	1	4	2	1	0	0	23			
35	HARRISON, Tim		2-3	0-0	0-0	0	1	1	3	4	0	2	1	0	13			
Team						0	2	2										
Totals			27-62	6-26	9-13	10	26	36	18	69	11	13	2	5	200			
FG % 1st Half: 16-30		53.3%	2nd half: 11-32		34.4%	Game: 27-62		43.5%		Deadball								
3FG % 1st Half: 3-11		27.3%	2nd half: 3-15		20.0%	Game: 6-26		23.1%		Rebounds								
FT % 1st Half: 3-3		100.0%	2nd half: 6-10		60.0%	Game: 9-13		69.2%										

**New Mexico 78 • 4-8**

#	Player	f/g	Total			3-Ptr			Rebounds			PF	TP	A	TO	Blk	Stl	Min
			FG-FGA	FG-FGA	FT-FTA	Off	Def	Tot	Off	Def	Tot							
14	KUIPER, Dane	f	2-8	1-6	5-7	1	4	5	3	10	6	0	0	0	24			
15	PINCHUK, Vladimir	f	1-1	0-0	2-2	0	1	1	1	4	0	1	1	0	16			
03	JACKSON, Antino	g	1-4	0-2	0-0	0	2	2	2	2	2	0	0	0	18			
10	MALUACH, Makuach	g	0-1	0-0	0-0	0	0	0	0	0	0	2	0	0	9			
32	MATHIS, Anthony	g	0-3	0-3	0-0	0	1	1	2	0	0	2	0	0	11			
01	McNEAL, Chris		4-8	4-8	1-2	0	2	2	0	13	2	0	0	1	26			
02	LOGWOOD, Sam		5-14	0-1	5-5	5	4	9	2	15	1	1	0	0	29			
05	FURSTINGER, Joe		6-8	0-0	5-5	4	8	12	4	17	2	3	1	0	26			
11	SIMMONS, Jachai		1-4	0-1	0-0	0	1	1	0	2	0	2	0	0	13			
31	SIMONS, Troy		5-11	4-10	1-2	0	3	3	0	15	3	1	0	4	28			
Team						3	1	4										
Totals			25-62	9-31	19-23	13	27	40	14	78	16	12	2	5	200			
FG % 1st Half: 15-32		46.9%	2nd half: 10-30		33.3%	Game: 25-62		40.3%		Deadball								
3FG % 1st Half: 5-18		27.8%	2nd half: 4-13		30.8%	Game: 9-31		29.0%		Rebounds								
FT % 1st Half: 8-9		88.9%	2nd half: 11-14		78.6%	Game: 19-23		82.6%										

Officials: Eric Curry, Rick Hartzell, Kelly Self  
 Technical fouls: Rice-None. New Mexico-None.  
 Attendance: 9415

Score by periods	1st	2nd	Total
Rice	38	31	69
New Mexico	43	35	78

Points	In Paint	Off T/O	2nd Chance	Fast Break	Bench
RICE	28	12	8	9	12
NM	26	21	12	5	62

Last FG - RICE 2nd-00:01, NM 2nd-00:46.  
 Largest lead - RICE by 6 1st-18:22, NM by 12 2nd-13:31.  
 RICE led for 03:12, NM led for 32:59. Game was tied for 03:49.

Score tied - 3 times.  
 Lead changed - 1 time.

### RICE-NEW MEXICO LAST MEETING

Rice's comeback attempt came up just short, as the Owls fell at New Mexico, 78-69, at The Pit.

Senior Bishop Mency and freshman Malik Osborne each recorded their first career double-doubles. Mency scored 15 points and grabbed 10 rebounds while Osborne scored 12 points and pulled down a career-high 11 boards. Junior Connor Cashaw has a team-high 16 points and freshman Miles Lester added a career-high 11 points.

Rice connected on 43.5% (27-of-62) from the field but just 23.1% (6-of-26) from three and 69.2% (9-of-13)

from the free throw line. New Mexico shot 25-of-62 (40.3%) from the floor and just 9-of-31 (29.0%) from three. The Lobos were also 19-of-23 (82.6%) from the charity stripe.

## RICE IN C-USA/NCAA STATS

Team	Overall	Rank	NCAA	C-USA	Rank
Scoring Offense	87.8	1st	28rd	-	-
Scoring Defense	63.8	5th	75th	-	-
Scoring Margin	+24.0	2nd	25th	-	-
FT Perc.	.671	11th	-	-	-
FG Perc.	.480	2nd	65th	-	-
FG Perc. Def.	.402	5th	-	-	-
3Pt FG Perc.	.333	6th	-	-	-
3Pt FG Perc. Def.	.289	5th	96th	-	-
Rebounding Offense	45.0	1st	17th	-	-
Rebounding Defense	34.5	6th	-	-	-
Rebounding Margin	+10.5	1st	29th	-	-
Blocks	2.0	11th	-	-	-
Assists	18.0	1st	37th	-	-
Steals	7.0	t8th	-	-	-
Turnover Margin	+3.3	5th	74th	-	-
Assist/Turnover Ratio	1.2	4th	91st	-	-
Offensive Rebounds	12.3	5th	69th	-	-
Defensive Rebounds	32.8	1st	16th	-	-
3Pt Field Goals Made	10.5	3rd	23rd	-	-

### Individual Overall Rank NCAA C-USA Rank

<b>Tre Clark</b>					
Rebounding	7.5	10th	-	-	-
Offensive Rebounds	3.3	3rd	70th	-	-
<b>Travis Eevee</b>					
Scoring	13.3	t20th	-	-	-
3-Pt Field Goal %	.367	7th	-	-	-
3-Pt Field Goals Made	2.8	t3rd	t90th	-	-
Assist/Turnover Ratio	6.0	1st	18th	-	-
<b>Max Fiedler</b>					
Rebounding	9.5	3rd	47th	-	-
Field Goal %	.647	2nd	39th	-	-
Assists	3.5	t9th	-	-	-
Offensive Rebounds	3.0	t4th	83rd	-	-
Defensive Rebounds	6.5	6th	66th	-	-
<b>Cavit Ege Havsa</b>					
Assist/Turnover Ratio	2.0	t11th	-	-	-
<b>Quincy Olivari</b>					
Scoring	14.3	t14th	-	-	-
Field Goal %	.541	7th	-	-	-
3-Pt Field Goal %	.500	3rd	41st	-	-
3-Pt Field Goals Made	2.8	t3rd	t90th	-	-

## 2020-21 INDIVIDUAL TOP PERFORMANCES

	RICE	OPPONENT
Points	27, Quincy Olivari at Houston Baptist (12/5/20)	22, Keaston Willis, Incarnate Word (11/27/20)
Field Goals Made	9, Quincy Olivari at Houston Baptist (12/5/20)	9, Keaston Willis, Incarnate Word (11/27/20)
Field Goal Attempts	14, Quincy Olivari at Houston Baptist (12/5/20)	16, 2x, last by John Argue, LeTourneau (12/3/20)
3 Point FG Made	7, Quincy Olivari at Houston Baptist (12/5/20)	3, Andrew Eberhardt, LeTourneau (12/3/20)
3 Point FG Attempts	12, Quincy Olivari at Houston Baptist (12/5/20)	10, Andrew Eberhardt, LeTourneau (12/3/20)
Free Throws Made	6, Max Fiedler vs. Our Lady of the Lake (11/28/20)	4, Zach Iyeyemi, Houston Baptist (12/5/20)
Free Throw Attempts	7, Max Fiedler vs. Our Lady of the Lake (11/28/20)	7, Bradley Akhile, Incarnate Word (11/27/20)
Rebounds	14, Tre Clark vs. Our Lady of the Lake (11/28/20)	9, 2x, last by John Argue, LeTourneau (12/3/20)
Assists	7, Travis Eevee at Houston Baptist (12/5/20)	5, 2x, last by Deonte Jackson, LeTourneau (12/3/20)
Steals	3, 4x, last by Cavit Ege Havsa at Houston Baptist (12/5/20)	2, 7x, last by 3 players, LeTourneau (12/3/20)
Blocked Shots	2, 2x, last by Tre Clark at Houston Baptist (12/5/20)	3, David Johnson, Our Lady of the Lake (11/28/20)



## 2020-21 RICE STARTING LINEUPS

Opponent	Date	Guard	Guard	Guard	Forward	Forward	Record
at Incarnate Word	11/27/20	Evee	Havsas	Mullins	Clark	Fiedler	1-0
vs. Our Lady of the Lake	11/28/20	Evee	Havsas	Mullins	Clark	Fiedler	2-0
LeTourneau	12/3/20	Evee	Havsas	Mullins	Clark	Fiedler	3-0
at Houston Baptist	12/5/20	Evee	Havsas	Mullins	Clark	Fiedler	3-0
New Mexico	12/13/20						
Houston Baptist	12/15/20						
at Sam Houston State	12/19/20						
Incarnate Word	12/21/20						
UTSA	1/1/21						
UTSA	1/2/21						
at UTEP	1/8/21						
at UTEP	1/9/21						
Old Dominion	1/15/21						
Old Dominion	1/16/21						
at UAB	1/22/21						
at UAB	1/23/21						
North Texas	1/27/28/21						
at North Texas	1/30/21						
Southern Miss	2/5/21						
Southern Miss	2/6/21						
at WKU	2/12/21						
at WKU	2/13/21						
Marshall	2/19/21						
Marshall	2/20/21						
at Louisiana Tech	2/26/21						
at Louisiana Tech	2/27/21						

## 2019-20 LEADS AND DEFICITS

Halftime Leads	Rice 4, Opponents 0, Tied 0
Rice's Largest Halftime Lead	25 (49-24) at Houston Baptist (12/5/20)
Rice's Largest Halftime Lead Blown	N/A
Rice's Largest Halftime Deficit	N/A
Rice's Largest Halftime Deficit Overcome	N/A
Rice's Largest 2nd Half Lead	41 (103-62) vs. Our Lady of the Lake (11/28/20)
Rice's Largest 2nd Half Lead Blown	N/A
Rice's Largest 2nd Half Deficit	N/A
Rice's Largest 2nd Half Deficit Overcome	N/A
Rice's Largest Overall Lead	41 (103-62) vs. Our Lady of the Lake (11/28/20)
Rice's Largest Overall Lead Blown	N/A
Rice's Largest Overall Deficit	7 (9-2) vs. LeTourneau (12/3/20)
Rice's Largest Deficit Overcome	6 (24-18) at Incarnate Word (11/27/20)

## HOME VS. ROAD

Category	Home	Road
Points per game	94.0	85.7
Opponent points per game	74.0	60.3
Field Goal Pct.	.500	.472
Opponent Field Goal Pct.	.417	.395
3FG pct.	.345	.330
Opponent 3FG Pct.	.310	.277
Free Throw pct	.588	.695
Rebounds per game	48.0	44.0
Opponent Rebounds per game	37.0	33.7
Rebound margin	+11.0	+10.3
Assists per game	19.0	17.7
Turnovers per game	15.0	15.0
Turnover margin	+2.0	+3.7
Steals per game	6.0	7.3
Blocks per game	1.0	2.3

## WINS VS. LOSSES

Category	Wins	Losses
Points per game	87.8	-
Opponent points per game	63.8	-
Field Goal Pct.	.480	-
Opponent Field Goal Pct.	.402	-
3FG pct.	.333	-
Opponent 3FG Pct.	.289	-
Free Throw pct	.671	-
Rebounds per game	45.0	-
Opponent Rebounds per game	34.5	-
Rebound margin	+10.5	-
Assists per game	18.0	-
Turnovers per game	15.0	-
Turnover margin	+3.3	-
Steals per game	7.0	-
Blocks per game	2.0	-

## 1,000-POINT SCORERS

1. Michael Harris	2001-05	2,014
2. Brent Scott	1989-93	1,906
3. Ricky Pierce	1979-82	1,847
4. Morris Almond	2003-07	1,825
5. Elbert Darden	1975-79	1,727
6. Tamir Jackson	2009-13	1,684
7. Greg Hines	1983-87	1,545
8. Torrey Andrews	1990-94	1,535
9. Jason McKrieth	2001-05	1,500
10. Kendall Rhine	1961-64	1,436
11. Robert Johnson	1995-99	1,413
12. Marcus Evans	2015-17	1,350
13. Marvin Moore	1989-93	1,339
14. Gene Schwinger	1951-54	1,328
15. Dana Hardy	1988-92	1,322
16. Mike Wilks	1997-2001	1,300
17. Gary Reist	1968-71	1,270
18. Adam Peakes	1991-95	1,240
19. Connor Frizzelle	2008-12	1,234
20. Tom Myer	1968-71	1,227
21. Bill Tom	1945-49	1,221
22. Temple Tucker	1955-58	1,218
23. Arsalan Kazemi	2009-12	1,195
24. Egor Koulechov	2015-17	1,172
25. Shaun Igo	1993-97	1,158
26. Tommy McGhee	1992-96	1,154
27. Tom Robitaille	1956-59	1,137
28. Ako Adams	2016-20	1,129
29. Max Guercy	2012-16	1,115
30. Kenneth Rourke	1988-92	1,107
31. Greg Williams	1966-69	1,101
32. Marcus Jackson	2013-17	1,073
33. Bob Kinney	1939-42	1,059
34. Larry Phillips	1961-64	1,053
35. Bobby Tudor	1978-82	1,018
36. Connor Cashaw	2015-18	1,016
37. Brock Gillespie	2001-05	1,007

## MOST COMMON OPPONENTS

Below is a look at Rice's most familiar opponents in school history.

1. SMU	197	77-120
Texas	197	59-138
3. Texas A&M	189	82-107
4. TCU	176	89-87
5. Baylor	174	90-84
6. Arkansas	144	41-103
7. Texas Tech	93	28-65
<b>8. Houston</b>	<b>82</b>	<b>18-64</b>
9. Tulane	53	26-27
<b>10. Sam Houston State</b>	<b>46</b>	<b>35-11</b>

**BOLD ITALIC** indicates 2019-20 opponents

# HEAD COACH SCOTT PERA



**Scott Pera**  
Fourth Season

**Rice University, Head Coach, 2017-present**

Year	Record	Pct.	C-USA Record	Pct.	Postseason
2017-18	7-24	.226	4-14	.222	
2018-19	13-19	.406	8-10	.444	
2019-20	15-17	.469	7-11	.389	
2020-21	4-0	1.000	0-0	.000	
<b>Total</b>	<b>39-60</b>	<b>.394</b>	<b>19-35</b>	<b>.352</b>	

**Rice University, Associate Head Coach, 2014-17**

Year	Record	Pct.	C-USA Record	Pct.	Postseason
2014-15	12-20	.375	8-10	.444	
2015-16	12-20	.375	7-11	.389	
2016-17	23-12	.657	11-7	.611	CBI Quarterfinals
<b>Total</b>	<b>47-52</b>	<b>.475</b>	<b>26-28</b>	<b>.481</b>	

**University of Pennsylvania, Assistant Coach, 2012-14**

Year	Record	Pct.	Ivy Record	Pct.	Postseason
2012-13	9-22	.290	6-8	.429	
2013-14	8-20	.286	5-9	.357	
<b>Total</b>	<b>17-42</b>	<b>.288</b>	<b>11-17</b>	<b>.393</b>	

**Arizona State University, Assistant Coach, 2007-12**

Year	Record	Pct.	Pac-10/12 Record	Pct.	Postseason
2007-08	21-13	.618	9-9	.500	NIT Quarters
2008-09	25-10	.714	11-7	.611	NCAA Second Round
2009-10	22-11	.667	12-6	.667	NIT First Round
2010-11	12-19	.387	4-14	.222	
2011-12	10-21	.323	6-12	.333	
<b>Total</b>	<b>90-74</b>	<b>.549</b>	<b>42-48</b>	<b>.467</b>	

**Arizona State University, Director of Basketball Operations, 2006-07**

Year	Record	Pct.	Pac-10 Record	Pct.	Postseason
2006-07	8-22	.267	2-16	.111	
<b>Total</b>	<b>8-22</b>	<b>.267</b>	<b>2-16</b>	<b>.111</b>	

**Elizabethtown College, Assistant Coach, 1992-93**

Year	Record	Pct.	MAC Record	Pct.	Postseason
1992-93	19-7	.731	8-2	.800	NCAA First Round
<b>Total</b>	<b>19-7</b>	<b>.731</b>	<b>8-2</b>	<b>.800</b>	

## ON THE BENCH



**Vince Alexander**  
Assistant Coach

Is in his first year at Rice ... brings 120 years of head coaching experience to South Main ... spent the last four years as the head coach at Saint Leo ... also spent 10 years at USC-Aiken, guiding it to four Peach Belt Conference regular season championships and three PBC tournament titles.



**Derek Glasser**  
Assistant Coach

Is in his third year at Rice, the first as assistant coach ... spent the previous two years as Video Coordinator ... came to Rice after spending a year at Caltech as assistant coach.



**Van Green**  
Assistant Coach

Is in his third season at Rice, the second as assistant coach ... spent the last season as the Video Coordinator ... also spent his final collegiate season at Rice in 2014-15 as a graduate transfer.



**Ryan Kapustka**  
Director of Operations

Is in his third season at Rice, the first as Director of Operations ... spent the previous two years as a Graduate Assistant.

## PERA VS. OPPONENTS

Opponent	Record
UAB	1-2
Alabama A&M	1-0
Arkansas	0-1
BYU	0-1
UC Santa Barbara	1-1
Charlotte	4-1
East Carolina	1-0
Eastern Kentucky	0-1
Florida Atlantic	1-3
FIU	2-3
Georgia State	0-1
Houston	0-2
Houston Baptist	2-0
Incarnate Word	1-0
Lamar	0-2
LeTourneau	1-0
Liberty	0-1
Louisiana Tech	1-2
Marshall	1-3
Middle Tennessee	4-1
Milwaukee	1-0
UNLV	0-1
New Mexico	0-1
North Texas	1-5
Northwestern State	3-0
Old Dominion	0-3
Ole Miss	0-1
Omaha	0-1
Our Lady of the Lake	0-1
Penn	1-1
St. Edward's	2-0
Saint Leo	1-0
Sam Houston State	0-1
St. Thomas	2-0
Southern Miss	2-2
Stephen F. Austin	0-1
UT-Arlington	0-1
UTEP	2-5
UTRGV	1-1
UTSA	0-4
Texas State	0-2
Texas Tech	0-1
Wayland Baptist	1-0
WKU	0-3
Wichita State	0-1
<b>Total</b>	<b>39-60</b>

## THE LAST TIME...TEAM

### RICE PLAYED A RANKED OPPONENT (AP POLL)

No. 1 vs. Connecticut on Jan. 2, 2004  
 Top 5 vs. No. 3 Texas on Nov. 29, 2009  
 Top 10 at No. 9 Texas on Dec. 29, 2014  
 Top 25 at No. 24 Texas Tech on Dec. 16, 2017

### RICE DEFEATED A RANKED OPPONENT (AP POLL)

No. 1 Never  
 Top 5 vs. No. 5 Texas (80-49) on Feb. 1, 1982  
 Top 10 vs. No. 5 Texas (80-49) on Feb. 1, 1982  
 Top 25 vs. No. 24 TCU (76-69) on Jan. 30, 1999

### RICE LOST TO A RANKED OPPONENT (AP POLL)

No. 1 vs. Connecticut (92-83) on Jan. 2, 2004  
 Top 5 vs. No. 3 Texas (77-59) on Nov. 29, 2009  
 Top 10 at No. 9 Texas (66-55) on Dec. 29, 2014  
 Top 25 at No. 24 Texas Tech (73-53) on Dec. 16, 2017

### 100 POINTS BY A TEAM

Rice 103 vs. Our Lady of the Lake (11/28/20)  
 Opponent 103 by North Texas (12/29/18)

### LESS THAN 50 POINTS BY A TEAM

Rice 43 at Arkansas (11/5/19)  
 Opponent 40 by Wayland Baptist (11/10/19)

### 40+ POINT WIN

Rice 103-51 vs. Louisiana College (12/14/11)  
 Opponent 48, 91-43 by Arkansas (11/5/19)

### 30-39 POINT WIN

Rice 103-64 vs. Our Lady of the Lake (11/27/20)  
 Opponent 97-65 by California (11/13/15)

### OVERTIME GAME

Rice Win 79-76 at Florida Atlantic (2/22/18)  
 Rice Loss 99-89 vs. UC Santa Barbara (12/15/18)

### DOUBLE OVERTIME GAME

Rice Win 85-81 at UTEP (2/23/19)  
 Rice Loss 92-85 vs. WKU (2/7/19)

### TRIPLE OVERTIME GAME

Rice Win 96-93 vs. South Alabama (12/7/13)  
 Rice Loss Never

### 5+ PLAYERS IN DOUBLE-DIGIT SCORING

Rice at Houston Baptist (12/5/20)  
 Quincy Olivari (27), Cavit Ege Havsa (11), Travis Eevee (10)  
 Max Fiedler (10), Payton Moore (10)  
 Opponent by Houston (11/19/19)

### MADE 40-49 FIELD GOALS

Rice 43 vs. Paul Quinn College (11/11/06)  
 Opponent 41 by North Texas (12/29/18)

### MADE FEWER THAN 20 FIELD GOALS

Rice 18 at Lamar (12/7/19)  
 Opponent 19 by Incarnate Word (11/27/20)

### HAD 70-79 FIELD GOAL ATTEMPTS

Rice 74 vs. LeTourneau (12/3/20)  
 Opponent 72 by LeTourneau (12/3/20)

### HAD 80-89 FIELD GOAL ATTEMPTS

Rice 83 vs. Baylor (1/26/94)  
 Opponent 87 by Utah (12/3/05)

### HAD 90-99 FIELD GOAL ATTEMPTS

Rice 98 vs. Texas A&M (2/24/90)  
 Opponent 92 by Alcorn State (11/30/88)

### HAD FEWER THAN 40 FIELD GOAL ATTEMPTS

Rice 38 vs. Old Dominion (2/26/15)  
 Opponent 38 by James Madison (11/13/16)

### SHOT OVER 60 PERCENT FROM THE FIELD

Rice .615 (32-of-52) vs. North Texas (2/1/20)  
 Opponent .644 (29-of-45) by Pitt (12/17/16)

### SHOT OVER 70 PERCENT FROM THE FIELD

Rice .717 (43-of-60) vs. Paul Quinn (11/14/06)  
 Opponent Research is ongoing

### SHOT LESS THAN 30 PERCENT FROM THE FIELD

Rice .286 (16-of-56) at Arkansas (11/5/19)  
 Opponent .286 (18-of-63) by Wayland Baptist (11/10/19)

### MADE 10+ THREE-POINT FIELD GOALS

Rice 14 at Houston Baptist (12/5/20)  
 Opponent 12 by UTEP (2/22/20)

### MADE 15+ THREE-POINT FIELD GOALS

Rice 15 vs. North Texas (2/1/20)  
 Opponent 16 by North Texas (2/1/20)

### MADE 0 THREE-POINT FIELD GOALS

Rice 0-6 vs. East Carolina (3/5/08)  
 By Opponent 0-16 by Sam Houston State (12/1/94)

### HAD 30+ THREE-POINT FIELD GOAL ATTEMPTS

Rice 38 at Houston Baptist (12/5/20)  
 Opponent 33 by Middle Tennessee (2/8/20)

### SHOT OVER 60 PERCENT FROM THE 3-POINT LINE

Rice .667 (14-of-21) at Omaha (11/19/16)  
 Opponent .632 (12-of-19) by UTEP (12/30/17)

### SHOT OVER 70 PERCENT FROM THE 3-POINT LINE

Rice .700 (7-of-10) vs. San Jose State (1/31/04)  
 Opponent .727 (8-of-11) by Lamar (12/17/11)

### SHOT OVER 80 PERCENT FROM THE 3-POINT LINE

Rice .800 (8-of-10) at Southern Miss (1/25/06)  
 Opponent 1.000 (1-of-1) by Houston (2/7/87)

### SHOT LESS THAN 20 PERCENT FROM 3-POINT LINE

Rice .154 (4-of-26) at Incarnate Word (11/27/20)  
 Opponent .179 (5-of-28) by UTEP (1/23/20)

### MADE 30-39 FREE THROWS

Rice 30 at Incarnate Word (11/26/16)  
 Opponent 30 by UAB (1/7/17)

### MADE 40+ FREE THROWS

Rice 42 vs. Texas (1/5/93)  
 Opponent Never

### MADE 5 OR FEWER FREE THROWS

Rice 5 vs. North Texas (2/1/20)  
 Opponent 5 by LeTourneau (12/3/20)

### HAD 40-49 FREE THROW ATTEMPTS

Rice 40 vs. Milwaukee (11/22/19)  
 Opponent 40 by Lamar (12/22/14)

### HAD 50+ FREE THROW ATTEMPTS

Rice 50 vs. Texas (1/30/93)  
 Opponent Never

### SHOT 90 PERCENT FROM THE FOUL LINE

Rice .938 (15-of-16) at Southern Miss (3/4/20)  
 Opponent .933 (14-of-15) by WKU (1/4/20)

### SHOT 100 PERCENT FROM THE FOUL LINE

Rice 18-of-18 at Florida Atlantic (2/21/15)  
 Opponent 4-of-4 by St. Thomas (12/17/15)

### HAD 50-59 REBOUNDS

Rice 51 vs. St. Thomas (12/19/19)  
 Opponent 53 by Florida Atlantic (1/27/18)

### HAD 60+ REBOUNDS

Rice 61 vs. Our Lady of the Lake (11/27/20)  
 Opponent 60 by Utah (12/3/05)

### HAD 20-29 ASSISTS

Rice 21 at Houston Baptist (12/5/20)  
 Opponent 24 by Southern Miss (1/18/20)

### HAD 10+ BLOCKED SHOTS

Rice 10 at FIU (2/9/17)  
 Opponent 10 by Marshall (1/2/20)

### HAD 10+ STEALS

Rice 10 at Marshall (1/2/20)  
 Opponent 10 by LeTourneau (12/3/20)

### HAD 15+ STEALS

Rice 17 at James Madison (11/13/16)  
 Opponent 18 by FIU (2/14/19)

### HAD 20+ TURNOVERS

Rice 20 vs. Our Lady of the Lake (11/28/20)  
 Opponent 22 by Houston Baptist (12/5/20)

### HAD 30+ TURNOVERS

Rice 33 at FIU (2/14/19)  
 Opponent 32 by Angelo State (12/1/79)

### COMMITTED 10 OR FEWER TURNOVERS

Rice 9 at Houston Baptist (12/5/20)  
 Opponent 10 by FIU (3/11/20)

## THE LAST TIME...INDIVIDUAL

### 30-39 POINTS BY A PLAYER

Rice 35, Robert Martin vs. North Texas (12/29/18)  
Opp. 34, Daryl Edwards, UTEP (2/22/20)

### 40+ POINTS BY A PLAYER

Rice 40, Patrick Britton vs. East Carolina (3/5/08)  
Opp. 42, Roosevelt Smart, North Texas (1/13/18)

### TWO PLAYERS SCORED 20 OR MORE POINTS

Rice Robert Martin (21), Trey Murphy III (21)  
vs. Middle Tennessee (3/1/20)  
Opp. Trejon Jacob (21), Antonio Daye, Jr. (20), FIU (3/11/20)

### THREE PLAYERS SCORED 20 OR MORE POINTS

Rice J.R. Harrison (27), Lorenzo Williams (23),  
Morris Almond (20) vs. Utah (12/3/05)  
Opp. Ryan Woolridge (24), Zachary Simmons (22),  
Roosevelt Smart (20) by North Texas (12/29/18)

### TWO PLAYERS SCORED 30 OR MORE POINTS

Rice Tony Barnett (36), Greg Hines (34) at Houston (2/17/85)  
Opp. Research is ongoing

### 10+ FIELD GOALS MADE BY A PLAYER

Rice 10, Quentin Millora-Brown vs. Northwestern St. (11/17/18)  
Opp. 11, Daryl Edwards, UTEP (2/22/20)

### 15+ FIELD GOALS MADE BY A PLAYER

Rice 15, Morris Almond vs. North Texas (11/18/06)  
Opp. 16, Shane Lungwitz, Dallas (12/30/03)

### 20-29 FIELD GOAL ATTEMPTS BY A PLAYER

Rice 20, Connor Cashaw vs. Marshall (2/15/18)  
Opp. 21, LaDavius Draine, Southern Miss (3/4/20)

### 30+ FIELD GOAL ATTEMPTS BY A PLAYER

Rice 31, Ricky Pierce at Houston (1/4/82)  
Opp. Never

### PLAYER SHOT 1.000 WITH 5+ FIELD GOAL ATTEMPTS

Rice 5-5, Robert Martin vs. North Texas (2/1/20)  
Opp. 7-7, Zachary Simmons, North Texas (1/20/20)

### PLAYER SHOT .800 WITH 10+ FIELD GOAL ATTEMPTS

Rice 9-11 (.818), Robert Martin vs. North Texas (12/29/18)  
Opp. 9-11 (.818), Brian White, Northwestern St. (11/12/18)

### PLAYER SHOT .900 WITH 10+ FIELD GOAL ATTEMPTS

Rice 10-11 (.909), Quentin Millora-Brown vs. Northwestern St. (11/17/18)  
Opp. 10-11 (.909), Zachary Simmons, North Texas (12/29/18)

### 5+ 3PT FIELD GOALS MADE BY A PLAYER

Rice 7, Quincy Olivari at Houston Baptist (12/5/20)  
Opp. 6, C.J. Jones, Middle Tennessee (2/8/20)

### 10+ 3PT FIELD GOAL ATTEMPTS BY A PLAYER

Rice 12, Quincy Olivari at Houston Baptist (12/5/20)  
Opp. 10, Andrew Eberhardt, LeTourneau (12/3/20)

### PLAYER SHOT .800 WITH 5+ 3PT FIELD GOAL ATTEMPTS

Rice 4-5 (.800), Chris Mullins vs. FIU (1/11/20)  
Opp. 6-7 (.857), DJ Draper, North Texas (2/1/20)

### 10+ FREE THROWS MADE BY A PLAYER

Rice 10, Chris Mullins at UTEP (2/23/19)  
Opp. 10, Souley Boum, UTEP (3/7/20)

### 15+ FREE THROWS MADE BY A PLAYER

Rice 15, Marcus Evans vs. Louisiana Tech (2/25/17)  
Opp. 15, Anthony Odunsi, Houston Baptist (12/2/15)

### 10+ FREE THROWS ATTEMPTED BY A PLAYER

Rice 11, Chris Mullins, at Middle Tennessee (2/8/20)  
Opp. 11, Trejon Jacob, FIU (3/11/20)

### 15+ FREE THROWS ATTEMPTED BY A PLAYER

Rice 16, Marcus Evans vs. UTEP (3/9/17)  
Opp. 15, Alex Hamilton, Louisiana Tech (2/4/16)

### 20+ FREE THROWS ATTEMPTED BY A PLAYER

Rice 20, Morris Almond vs. Houston (1/17/07)  
Opp. 20, George Walker, Houston (1/20/78)

### PLAYER SHOT 1.000 WITH 10+ FREE THROW ATTEMPTS

Rice 12-of-12, Robert Martin vs. North Texas (12/29/18)  
Opp. 14-of-14, Reggie Hamilton, Oakland (3/20/12)

### 10+ REBOUNDS BY A PLAYER,

Rice Max Fiedler (11) vs. LeTourneau (12/3/20)  
Opp. LaDavius Draine (14), Leonard Harper-Baker (11)  
Southern Miss (3/4/20)

### 15+ REBOUNDS BY A PLAYER

Rice 16, Quentin Millora-Brown at FIU (2/14/19)  
Opp. 18, Jordan Lathon, UTEP (2/23/19)

### 20+ REBOUNDS BY A PLAYER

Rice 20, Paulius Packevicius vs. Houston (1/23/08)  
Opp. Never

### 30+ REBOUNDS BY A PLAYER

Rice 30, Joe Durrenberger vs. Baylor (2/15/55)  
Opp. Never

### TWO PLAYERS WITH 10 OR MORE REBOUNDS

Rice Tre Clark (14), Max Fiedler (10)  
vs. Our Lady of the Lake (11/28/20)  
Opp. LaDavius Draine (14), Leonard Harper-Baker (11)  
Southern Miss (3/4/20)

### 5+ OFFENSIVE REBOUNDS BY A PLAYER

Rice 5, Max Fiedler vs. LeTourneau (12/3/20)  
Opp. 6, Tydus Verhoeven, UTEP (3/7/20)

### 10+ DEFENSIVE REBOUNDS BY A PLAYER

Rice 10, Max Fiedler at Incarnate Word (11/27/20)  
Opp. 12, LaDavius Draine, Southern Miss (3/4/20)

### 10+ ASSISTS BY A PLAYER

Rice 10, Drew Peterson vs. Middle Tennessee (2/8/20)  
Opp. 11, Lamonte Bearden, WKU (2/7/19)

### 5+ BLOCKED SHOTS BY A PLAYER

Rice 5, Josh Parrish vs. Alabama A&M (11/12/18)  
Opp. 6, Osasumwen Osaghae, FIU (3/11/20)

### 10+ BLOCKED SHOTS BY A PLAYER

Rice Never  
Opp. 11, Derrick Davenport, TCU (3/3/00)

### 5+ STEALS BY A PLAYER

Rice 5, Chris Mullins at Penn (11/9/18)  
Opp. 5, Mason Jones, Arkansas (11/5/19)

### 40 MINUTES PLAYED IN REGULATION

Rice 40, Marcus Evans at Houston Baptist (12/2/16)  
Opp. 40, Souley Boum, UTEP (3/7/20)

### 40+ MINUTES PLAYED IN A GAME

Rice 46, Ako Adams vs. WKU (2/7/19)  
Opp. T.J. Atwood (40), Ellis Jefferson (40) at Lamar (12/7/19)

### 50+ MINUTES PLAYED IN A GAME

Rice J.R. Harrison (52), Patrick Britton (51),  
Lorenzo Williams (51) vs. Utah (12/3/05)  
Opp. Never

### DOUBLE-DOUBLE BY A PLAYER\*

Rice Max Fiedler (16P/11R) vs. LeTourneau (12/3/20)  
Opp. LaDavius Draine (22/14), Southern Miss (3/4/20)

### TWO PLAYERS WITH DOUBLE-DOUBLES\*

Rice Drew Peterson (18/12), Josh Parrish (11/11)  
at UTEP (2/22/20)  
Opp. Charles Bassey (10P/14R), Lamonte Bearden (16P/11A)  
WKU (2/7/19)

### 20 - 10 GAMES (POINTS - REBOUNDS)

Rice Trey Murphy III (21/10) vs. St. Thomas (12/19/19)  
Opp. LaDavius Draine (22/14), Southern Miss (3/4/20)

### 20 - 10 GAMES (POINTS - ASSISTS)

Rice Max Guercy (21/10) vs. UAB (2/14/15)  
Opp. Jon Elmore (27/10), Marshall (3/2/17)

### 20 - 20 GAMES (POINTS - REBOUNDS)

Rice Michael Harris (30/24) vs. Hawai'i (2/27/05)  
Opp. Never

### 30 - 10 GAMES (POINTS - REBOUNDS)

Rice Egor Koulechov (31/14) vs. Middle Tennessee (1/5/17)  
Opp. Jordan Lathon (32/18), UTEP (2/23/19)

### 30 - 20 GAMES (POINTS - REBOUNDS)

Rice Michael Harris (30/24) vs. Hawai'i (2/27/05)  
Opp. Never

### 30 - 30 GAMES (POINTS - REBOUNDS)

Rice Joe Durrenberger (32/30) vs. Baylor (2/15/55)  
Opp. Never

### TRIPLE-DOUBLE BY A PLAYER^

Rice Jason McKrieth (15P/14R/10A) vs. SMU (12/30/04)  
Opp. Alex Hamilton (25P/11R/11A), Louisiana Tech (2/27/16)

*\*Double-doubles are points and rebounds unless otherwise indicated*



## STREAKS

### TEAM STREAKS

Overall	Won 4
Home Overall	Won 1
Home C-USA	Lost 1
Home Non-Conference Overall	Won 1
Road Overall	Won 3
Road C-USA	Won 1
Road Non-Conference Overall	Won 2
Neutral	Won 1

### INDIVIDUAL STREAKS

#### Consecutive double-figure scoring games

Travis Eeve	4
Max Fiedler	4
Quincy Olivari	2
Cavit Ege Havsa	1
Payton Moore	1

#### Consecutive games with at least one three

Riley Abercrombie	4
Travis Eeve	4
Chris Mullins	3
Quincy Olivari	3
Cavit Ege Havsas	1
Payton Moore	1

#### Consecutive Free Throws Made

Chris Mullins	Mar. 11	11
Riley Abercrombie	Nov. 27	4
Jake Lieppert	Dec. 3	3
Cavit Ege Havsa	Dec. 3	2
Payton Moore	Dec. 5	2
Cameron Sheffield	Dec. 5	2

Games Played	Career	Consecutive
Chris Mullins	68	68
Payton Moore	67	50
Quincy Olivari	34	25
Max Fiedler	24	4
Ben Moffat	7	4
Riley Abercrombie	4	4
Tre Clark	4	4
Travis Eeve	4	4
Cavit Ege Havsa	4	4
Jake Lieppert	4	4
Cameron Sheffield	4	4
Reed Myers	4	-

Games Started	Career	Consecutive
Chris Mullins	57	9
Max Fiedler	11	4
Tre Clark	4	4
Travis Eeve	4	4
Cavit Ege Havsa	4	4
Payton Moore	1	-

## SPECIALTY STATS

	Paint	Pts Off		Fast		W/L	Score	Leads overcome
		T/O	2ndCh	Break	Bench			
at Incarnate Word	26	14	2	0	10			
Rice	42	10	16	4	21	W	68-53	6-1st; 8:52
vs. Our Lady of the Lake	26	5	3	0	35			
Rice	34	9	<b>19</b>	6	<b>44</b>	W	103-64	2-1st; 19:50
LeTourneau	30	7	<b>7</b>	<b>14</b>	33			
Rice	<b>54</b>	15	18	<b>10</b>	34	W	94-74	7-1st; 17:00
at Houston Baptist	<b>36</b>	<b>15</b>	6	8	<b>39</b>			
Rice	32	<b>32</b>	10	8	<b>44</b>	W	86-64	N/A
New Mexico								
Rice								
Houston Baptist								
Rice								
at Sam Houston State								
Rice								
Incarnate Word								
Rice								
UTSA								
Rice								
UTSA								
Rice								
at UTEP								
Rice								
at UTEP								
Rice								
Old Dominion								
Rice								
Old Dominion								
Rice								
at UAB								
Rice								
at UAB								
Rice								
North Texas								
Rice								
at North Texas								
Rice								
Southern Miss								
Rice								
Southern Miss								
Rice								
at WKU								
Rice								
at WKU								
Rice								
Marshall								
Rice								
Marshall								
Rice								
at Louisiana Tech								
Rice								
at Louisiana Tech								
Rice								

Rice/OPP highs are **BOLD/ITALICIZED**

Opponent Totals	<b>118</b>	<b>41</b>	<b>18</b>	<b>22</b>	<b>117</b>
Average/Game	<b>29.5</b>	<b>10.2</b>	<b>4.5</b>	<b>5.5</b>	<b>29.2</b>
Rice Totals	<b>162</b>	<b>66</b>	<b>63</b>	<b>28</b>	<b>143</b>
Average/Game	<b>40.5</b>	<b>16.5</b>	<b>15.8</b>	<b>7.0</b>	<b>35.8</b>

## 2020-21 RICE GAME-BY-GAME TEAM STATS

Opponent	Date	Score	W/L	TOTAL		3-PTRS		FT-FTA		REBOUNDS		PF	A	TO	Blk	Stl	Pts	Avg
				FG-A	Pct	3FG-A	Pct	Pct	Pct	O-D-T	Avg							
at Incarnate Word	11/27	68-53	W	26-56	.456	4-26	.154	12-21	.571	14-27-41	41.0	17	13	16	4	9	68	68.0
vs. Our Lady of the Lake	11/28	103-64	W	35-73	.479	14-33	.424	19-24	.792	16-45-61	51.0	20	19	20	1	4	103	85.5
LeTourneau	12/3	94-74	W	37-74	.500	10-29	.345	10-17	.588	12-36-48	50.0	9	19	15	1	6	94	88.3
at Houston Baptist	12/5	86-64	W	31-65	.477	14-38	.368	10-14	.714	7-23-30	45.0	15	21	9	2	9	86	87.8
New Mexico	12/13																	
Houston Baptist	12/15																	
at Sam Houston State	12/19																	
Incarnate Word	12/21																	
UTSA	1/1																	
UTSA	1/2																	
at UTEP	1/8																	
at UTEP	1/9																	
Old Dominion	1/15																	
Old Dominion	1/16																	
at UAB	1/22																	
at UAB	1/23																	
North Texas	1/27/28																	
at North Texas	1/30																	
Southern Miss	2/5																	
Southern Miss	2/6																	
at WKU	2/12																	
at WKU	2/13																	
Marshall	2/19																	
Marshall	2/20																	
at Louisiana Tech	2/26																	
at Louisiana Tech	2/27																	

## RICE VS. OPPONENT COMPARISON

Opponent	1st	2nd	Score	Mar	FG	FG%	3FG	3FG%	FT	FT%	Reb	Mar	Ast	TO	Blocks	Steals	Fouls
at Incarnate Word	32/31	36/22	68-53	+15	26/19	.456/.380	4/4	.154/.400	12/11	.571/.500	41/32	+9	13/9	16/17	4/3	9/3	17/19
vs. Our Lady of the Lake	51/30	52/34	103-64	+39	35/23	.479/.333	14/4	.424/.235	19/14	.792/.667	61/33	+28	19/9	20/17	1/6	4/10	20/20
LeTourneau	46/33	48/41	94-74	+20	37/30	.500/.417	10/9	.345/.310	10/5	.588/.625	48/37	+11	19/11	15/17	1/5	6/10	6/18
at Houston Baptist	49/24	37/40	86-64	+22	31/26	.477/.500	14/5	.368/.250	10/7	.714/.538	30/36	-6	21/13	9/22	2/3	9/5	15/19
New Mexico																	
Houston Baptist																	
at Sam Houston State																	
Incarnate Word																	
UTSA																	
UTSA																	
at UTEP																	
at UTEP																	
Old Dominion																	
Old Dominion																	
at UAB																	
at UAB																	
North Texas																	
at North Texas																	
Southern Miss																	
Southern Miss																	
at WKU																	
at WKU																	
Marshall																	
Marshall																	
at Louisiana Tech																	
at Louisiana Tech																	

## 2019-20 HIGH/LOWS

### RICE GAME HIGHS

Points	103 vs. Our Lady of the Lake (11/28/20)
Points at the Half	51 vs. Our Lady of the Lake (11/28/20)
Points in a Half	52 (2nd) vs. Our Lady of the Lake (11/28/20)
Field Goals Made	37 vs. LeTourneau (12/3/20)
Field Goal Attempts	74 vs. LeTourneau (12/3/20)
Field Goal Percentage	.500 (37-74) vs. LeTourneau (12/3/20)
3 Point FG Made	14, 2x, last at Houston Baptist (12/5/20)
3 Point FG Attempts	38 at Houston Baptist (12/5/20)
3 Point FG Percentage	.424 (14-33) vs. Our Lady of the Lake (11/28/20)
Free Throws Made	19 vs. Our Lady of the Lake (11/28/20)
Free Throw Attempts	24 vs. Our Lady of the Lake (11/28/20)
Free Throw Percentage	.792 (19-24) vs. Our Lady of the Lake (11/28/20)
Rebounds	61 vs. Our Lady of the Lake (11/28/20)
Offensive Rebounds	16 vs. Our Lady of the Lake (11/28/20)
Defensive Rebounds	45 vs. Our Lady of the Lake (11/28/20)
Assists	21 at Houston Baptist (12/5/20)
Steals	9, 2x, last at Houston Baptist (12/5/20)
Blocked Shots	5 at Incarnate Word (11/27/20)
Turnovers	20 vs. Our Lady of the Lake (11/28/20)
Fouls	20 vs. Our Lady of the Lake (11/28/20)

### RICE GAME LOWS

Points	68 at Incarnate Word (11/27/20)
Points at the Half	32 at Incarnate Word (11/27/20)
Points in a Half	32 (1st) at Incarnate Word (11/27/20)
Field Goals Made	26 at Incarnate Word (11/27/20)
Field Goal Attempts	57 at Incarnate Word (11/27/20)
Field Goal Percentage	.456 (26-57) at Incarnate Word (11/27/20)
3 Point FG Made	4 at Incarnate Word (11/27/20)
3 Point FG Attempts	26 at Incarnate Word (11/27/20)
3 Point FG Percentage	.154 (4-26) at Incarnate Word (11/27/20)
Free Throws Made	10, 2x, last at Houston Baptist (12/5/20)
Free Throw Attempts	14 at Houston Baptist (12/5/20)
Free Throw Percentage	.571 (12-21) at Incarnate Word (11/27/20)
Rebounds	30 at Houston Baptist (12/5/20)
Offensive Rebounds	7 at Houston Baptist (12/5/20)
Defensive Rebounds	23 at Houston Baptist (12/5/20)
Assists	13 at Incarnate Word (11/27/20)
Steals	4 vs. Our Lady of the Lake (11/28/20)
Blocked Shots	1, 2x, last vs. LeTourneau (12/3/20)
Turnovers	9 at Houston Baptist (12/5/20)
Fouls	9 vs. LeTourneau (12/3/20)

### OPPONENT GAME HIGHS

Points	74 by LeTourneau (12/3/20)
Points at the Half	31 by Incarnate Word (11/27/20)
Points in a Half	41 (2nd) by LeTourneau (12/3/20)
Field Goals Made	30 by LeTourneau (12/3/20)
Field Goal Attempts	72 by LeTourneau (12/3/20)
Field Goal Percentage	.500 (26-52) by Houston Baptist (12/5/20)
3 Point FG Made	5 by Houston Baptist (12/5/20)
3 Point FG Attempts	20 by Houston Baptist (12/5/20)
3 Point FG Percentage	.400 (4-10) by Incarnate Word (11/27/20)
Free Throws Made	14 by Our Lady of the Lake (11/28/20)
Free Throw Attempts	22 by Incarnate Word (11/27/20)
Free Throw Percentage	.667 (14-21) by Our Lady of the Lake (11/28/20)
Rebounds	37 by LeTourneau (12/3/20)
Offensive Rebounds	8 by Incarnate Word (11/27/20)
Defensive Rebounds	30, 2x, last by Houston Baptist (12/5/20)
Assists	13 by Houston Baptist (12/5/20)
Steals	10, 2x, last by LeTourneau (12/3/20)
Blocked Shots	6 by Our Lady of the Lake (11/28/20)
Turnovers	22 by Houston Baptist (12/5/20)
Fouls	20 by Our Lady of the Lake (11/28/20)

### OPPONENT GAME LOWS

Points	53 by Incarnate Word (11/27/20)
Points at the Half	24 by Houston Baptist (12/5/20)
Points in a Half	22 (2nd) by Incarnate Word (11/27/20)
Field Goals Made	19 by Incarnate Word (11/27/20)
Field Goal Attempts	51 by Incarnate Word (11/27/20)
Field Goal Percentage	.333 (23-69) by Our Lady of the Lake (11/28/20)
3 Point FG Made	4, 2x, last by Our Lady of the Lake (11/28/20)
3 Point FG Attempts	10 by Incarnate Word (11/27/20)
3 Point FG Percentage	.235 (4-17) by Our Lady of the Lake (11/28/20)
Free Throws Made	5 by LeTourneau (12/3/20)
Free Throw Attempts	8 by LeTourneau (12/3/20)
Free Throw Percentage	.500 (11-22) by Incarnate Word (11/27/20)
Rebounds	32 by Incarnate Word (11/27/20)
Offensive Rebounds	6, 2x, last by Houston Baptist (12/5/20)
Defensive Rebounds	24 by Incarnate Word (11/27/20)
Assists	9, 2x, last by Our Lady of the Lake (11/28/20)
Steals	3 by Incarnate Word (11/27/20)
Blocked Shots	2 by Incarnate Word (11/27/20)
Turnovers	17, 3x, last by LeTourneau (12/3/20)
Fouls	18 by LeTourneau (12/3/20)

## 2020-21 POINTS-REBOUNDS-ASSISTS

Opponent	Date	0 Moore	1 Hutchins	2 Lieppert	3 Eeve	4 Olivari	5 Sheffield	10 Ondigo
at Incarnate Word	11/27	5-1-2	DNP	2-2-0	10-4-1	6-1-0	3-2-0	DNP
vs. Our Lady of the Lake	11/28	14-5-2	DNP	3-3-1	20-1-3	9-4-0	6-7-1	DNP
LeTourneau	12/3	2-3-3	DNP	5-0-0	13-3-2	15-6-0	3-5-1	DNP
at Houston Baptist	12/5	10-5-2	DNP	0-2-0	10-1-7	27-2-1	4-2-0	DNP
New Mexico	12/13							
Houston Baptist	12/15							
at Sam Houston State	12/19							
Incarnate Word	12/21							
UTSA	1/1							
UTSA	1/2							
at UTEP	1/8							
at UTEP	1/9							
Old Dominion	1/15							
Old Dominion	1/16							
at UAB	1/22							
at UAB	1/23							
North Texas	1/27/28							
at North Texas	1/30							
Southern Miss	2/5							
Southern Miss	2/6							
at WKU	2/12							
at WKU	2/13							
Marshall	2/19							
Marshall	2/20							
at Louisiana Tech	2/26							
at Louisiana Tech	2/27							

Opponent	Date	11 Abercrombie	12 Moffat	15 Fiedler	22 Clark	24 Mullins	34 Poteat	55 Havsa
at Incarnate Word	11/27	5-1-0	0-0-0	14-13-4	6-6-2	15-5-3	DNP	2-2-2
vs. Our Lady of the Lake	11/28	10-5-0	2-1-0	12-10-3	7-14-2	11-1-4	DNP	9-6-3
LeTourneau	12/3	9-6-2	0-0-0	16-11-4	14-4-3	13-5-2	DNP	4-1-2
at Houston Baptist	12/5	3-1-0	0-0-0	10-4-3	2-6-3	9-2-0	DNP	11-3-5
New Mexico	12/13							
Houston Baptist	12/15							
at Sam Houston State	12/19							
Incarnate Word	12/21							
UTSA	1/1							
UTSA	1/2							
at UTEP	1/8							
at UTEP	1/9							
Old Dominion	1/15							
Old Dominion	1/16							
at UAB	1/22							
at UAB	1/23							
North Texas	1/27/28							
at North Texas	1/30							
Southern Miss	2/5							
Southern Miss	2/6							
at WKU	2/12							
at WKU	2/13							
Marshall	2/19							
Marshall	2/20							
at Louisiana Tech	2/26							
at Louisiana Tech	2/27							



## FOLLOWING THE OWLS

Leading Scorer	Career	2020-21
Chris Mullins	12	1
Travis Eevee	1	1
Max Fiedler	1	1
Quincy Olivari	1	1
Payton Moore	1	0

Leading Rebounder	Career	2020-21
Max Fiedler	6	2
Tre Clark	2	2
Chris Mullins	4	0
Quincy Olivari	1	0

Leader in Assists	Career	2020-21
Max Fiedler	2	2
Chris Mullins	15	1
Travis Eevee	1	1
Payton Moore	5	0

Double-Figure Scoring	Career	2020-21
Travis Eevee	4	4
Max Fielder	4	4
Chris Mullins	34	3
Quincy Olivari	8	2
Payton Moore	7	2
Riley Abercrombie	1	1
Tre Clark	1	1
Cavit Ege Havsa	1	1

Double-Figure Rebounding	Career	2020-21
Max Fiedler	6	3
Tre Clark	1	1

Double-Figure Assists	Career	2020-21

Double-Doubles	Career	2020-21
Max Fiedler	3	3

20-Pt. Games	Career	2020-21
Travis Eevee	1	1
Quincy Olivari	1	1
Chris Mullins	3	0
Payton Moore	1	0

30-Pt. Games	Career	2019-20

Charges Drawn	Career	2020-21
Rice		6
Opponents		5
Cameron Sheffield	2	2
Riley Abercrombie	1	1
Max Fiedler	1	1
Cavit Ege Havsa	1	1
Quincy Olivari	1	1
Payton Moore	2	0
Chris Mullins	2	0

Dunks	Career	2020-21
Rice		7
Opponents		1
Max Fiedler	4	4
Tre Clark	3	3
Payton Moore	13	0
Chris Mullins	2	0

First Substitution	2020-21
Riley Abercrombie	3
Quincy Olivari	3
Payton Moore	2

Three-Point Plays	2020-21
Rice	2/6
Opponents	3/5

Chris Mullins	1/1
Max Fiedler	1/2
Travis Eevee	0/1
Max Fiedler	0/1
Jake Lieppert	0/1

Four-Point Plays	2020-21
Rice	0/0
Opponents	0/0

Five Second Violations	2020-21
Rice	
Opponents	

Ten Second Violations	2020-21
Rice	0
Opponents	0

Shot Clock Violations	2020-21
Rice	1
Opponents	2

Backcourt Violations	2020-21
Rice	0
Opponents	0

Jump Balls Controlled	2020-21
Rice	1
Opponents	3

Max Fiedler	1/4
-------------	-----

First to Score	2020-21
Rice	1
Opponents	3

First to Score for Rice	2020-21
Max Fiedler	3
Travis Eevee	1

How Rice Scored First Points	2020-21
Layup	2
Free Throw	1
Three-Pointer	1
Dunk	0
Jumper	0
Tip-in	0

8-0 Runs	2020-21
Rice	7
Opponents	2

10-0 Runs	2020-21
Rice	3
Opponents	1

## 2020-21 BOX SCORES

# 1

NOV. 27, 2020

### RICE

#### INCARNATE WORD

ATTENDANCE: N/A

68

53

### SAN ANTONIO, TEXAS • MCDERMOTT CENTER

RICE	FG	3FG	FT	REB	PF	TP	A	TO	B	S	MIN	
Fiedler	F	6-9	0-0	2-4	3-10	13	3	14	4	3	1	29
Clark	F	3-5	0-1	0-2	3-3	6	3	6	2	5	1	22
Evee	G	3-12	2-9	2-2	3-1-4	1	10	0	0	0	1	32
Mullins	G	6-11	0-3	3-3	1-4-5	2	15	3	1	0	3	31
Havsya	G	1-1	0-0	0-0	0-2-2	0	2	2	1	0	0	17
Moore	1-2	0-1	3-6	1-0-1	2	5	2	2	1	1	1	19
Lieppert	1-2	0-1	0-1	1-1-2	1	2	0	0	0	0	0	8
Olivari	3-9	0-5	0-0	0-1-1	1	6	0	0	0	0	0	18
Sheffield	1-3	1-3	0-1	0-2-2	1	3	0	0	1	0	9	
Abercrombie	1-2	1-2	2-2	0-1-1	3	5	0	2	0	0	10	
Moffat	0-1	0-1	0-0	0-0-0	0	0	0	0	0	0	5	
TEAM	2-2-4 2											
<b>Totals</b>	<b>26-57</b>	<b>4-26</b>	<b>12-21</b>	<b>14-27-41</b>	<b>17</b>	<b>68</b>	<b>13</b>	<b>16</b>	<b>4</b>	<b>9</b>	<b>200</b>	
<b>Pct.</b>	<b>45.6</b>	<b>15.4</b>	<b>57.1</b>	<b>DB: 3</b>								

FG% 1st: 11-30 36.7%; 2nd: 15-27 55.6%  
 3FG% 1st: 2-15 13.3%; 2nd: 2-11 18.2%  
 FT% 1st: 8-13 61.5%; 2nd: 4-8 50.0%

INCARNATE WORD	FG	3FG	FT	REB	PF	TP	A	TO	B	S	MIN	
Akhile	F	2-2	1-1	2-7	0-3-3	4	7	0	3	0	30	
Larsson	F	1-7	0-0	0-0	1-7-8	4	2	0	2	2	0	28
Willis	G	9-17	1-3	3-6	0-5-5	2	22	1	1	0	1	37
Lutz	G	4-11	0-3	3-3	1-0-1	1	11	5	4	0	0	39
Balentine	G	0-4	0-0	1-2	1-2-3	2	1	3	3	0	2	29
Swaby	1-3	1-2	1-2	1-3-4	4	4	0	3	0	0	24	
Reber	0-0	0-0	0-0	0-0-0	0	0	0	0	0	0	4	
Ezedinma	2-7	1-1	1-2	1-2-3	2	6	0	0	1	0	9	
TEAM	0-2-5 1											
<b>Totals</b>	<b>19-51</b>	<b>4-10</b>	<b>11-22</b>	<b>8-24-32</b>	<b>19</b>	<b>53</b>	<b>9</b>	<b>17</b>	<b>3</b>	<b>3</b>	<b>200</b>	
<b>Pct.</b>	<b>37.3</b>	<b>40.0</b>	<b>50.0</b>	<b>DB: 7</b>								

FG% 1st: 11-26 42.3%; 2nd: 8-25 32.0%  
 3FG% 1st: 4-6 66.7%; 2nd: 0-4 0.0%  
 FT% 1st: 5-13 38.5%; 2nd: 6-9 66.7%

TECHNICAL FOULS: None

SCORE BY PERIODS	1ST	2ND	TOTAL
Rice	32	36	68
Incarnate Word	31	22	53

# 2

NOV. 28, 2020

### OUR LADY OF THE LAKE

#### RICE

ATTENDANCE: N/A

64

103

### SAN ANTONIO, TEXAS • MCDERMOTT CENTER

OUR LADY OF THE LAKE	FG	3FG	FT	REB	PF	TP	A	TO	B	S	MIN	
Monzon	F	1-4	0-1	1-2	0-1-1	1	3	1	0	0	2	20
Minnifield	G	1-8	0-2	1-1	0-2-2	1	3	1	1	0	2	23
Patterson	G	1-7	0-3	1-3	0-4-4	3	3	2	1	1	0	17
Johnson	G	2-12	0-2	2-4	1-3-4	4	6	1	2	3	0	18
White	G	5-6	1-1	3-4	0-2-2	3	14	0	2	0	1	20
Coleman	3-6	2-4	2-3	0-3-3	4	10	2	2	0	0	17	
Embry	5-7	0-0	0-0	1-5-6	0	10	0	2	0	0	17	
Trevino	0-4	0-1	2-2	1-1-2	1	2	0	2	0	1	13	
Giron	0-2	0-0	0-0	1-0-1	1	0	1	1	0	2	9	
Woodington	2-4	0-1	0-0	1-2-3	0	4	0	2	0	2	10	
Williams	2-5	1-1	0-0	0-1-1	0	5	0	0	0	0	12	
Tedesjo	0-1	0-1	0-0	0-2-2	1	0	1	0	2	0	14	
Kintu	1-3	0-0	2-2	0-1-1	1	4	0	1	0	0	10	
TEAM	1-0-1 1											
<b>Totals</b>	<b>23-69</b>	<b>4-17</b>	<b>14-21</b>	<b>6-27-33</b>	<b>20</b>	<b>64</b>	<b>9</b>	<b>17</b>	<b>6</b>	<b>10</b>	<b>200</b>	
<b>Pct.</b>	<b>33.3</b>	<b>23.5</b>	<b>66.7</b>	<b>DB: 2</b>								

FG% 1st: 9-37 24.3%; 2nd: 14-32 43.8%  
 3FG% 1st: 3-14 21.4%; 2nd: 1-3 33.3%  
 FT% 1st: 9-13 69.2%; 2nd: 5-8 62.5%

RICE	FG	3FG	FT	REB	PF	TP	A	TO	B	S	MIN	
Fiedler	F	3-6	0-1	6-7	3-7-10	1	12	3	1	1	0	19
Clark	F	3-7	0-1	1-2	5-9-14	1	7	2	4	0	0	22
Evee	G	6-10	5-8	3-3	0-1-1	1	20	3	1	0	1	24
Mullins	G	4-9	1-2	2-2	1-0-1	3	11	4	1	0	2	22
Havsya	G	3-7	3-5	0-0	2-4-6	1	9	3	2	0	1	21
Moore	5-7	1-2	3-6	1-4-5	3	14	2	3	0	0	17	
Lieppert	1-5	1-3	0-0	1-2-3	2	3	1	0	0	0	15	
Olivari	3-5	1-2	2-2	0-4-4	3	9	0	1	0	0	17	
Sheffield	3-6	0-2	0-0	2-5-7	3	6	1	3	0	0	17	
Abercrombie	3-10	2-7	2-2	0-5-5	2	10	0	4	0	0	20	
Moffat	1-1	0-0	0-0	1-0-1	0	2	0	0	0	0	6	
TEAM	0-4-4 0											
<b>Totals</b>	<b>35-73</b>	<b>14-33</b>	<b>19-24</b>	<b>16-45-61</b>	<b>20</b>	<b>103</b>	<b>19</b>	<b>20</b>	<b>1</b>	<b>4</b>	<b>200</b>	
<b>Pct.</b>	<b>47.9</b>	<b>42.4</b>	<b>79.2</b>	<b>DB: 2</b>								

FG% 1st: 17-39 43.6%; 2nd: 18-34 52.9%  
 3FG% 1st: 6-13 46.2%; 2nd: 8-20 40.0%  
 FT% 1st: 11-14 78.6%; 2nd: 8-10 80.0%

TECHNICAL FOULS: Our Lady of the Lake-Patterson; Team

SCORE BY PERIODS	1ST	2ND	TOTAL
Our Lady of the Lake	30	34	64
Rice	51	52	103

# 3

DEC. 3, 2020

### LETOURNEAU

#### RICE

ATTENDANCE: N/A

74

94

### HOUSTON, TEXAS • TUDOR FIELDHOUSE

LETOURNEAU	FG	3FG	FT	REB	PF	TP	A	TO	B	S	MIN	
Argue	F	8-16	1-2	1-1	2-7-9	4	18	1	5	1	2	30
Pride	G	3-6	0-1	0-0	3-2-5	2	6	0	1	0	0	20
Eberhardt	G	4-11	3-10	0-0	0-0-0	0	11	1	1	0	2	22
Matthews	G	0-2	0-2	1-2	0-6-6	2	1	0	0	1	1	28
Moore	G	2-7	1-4	0-1	0-5-5	2	5	2	3	1	1	20
Hester	0-0	0-0	0-0	0-0-0	0	0	1	0	0	0	0	2
Wilson	2-3	2-3	0-0	0-3-3	1	6	1	0	0	0	0	13
Richardson	2-6	0-1	0-0	0-2-2	3	4	0	1	1	1	1	12
Carter	0-0	0-0	0-0	0-0-0	0	0	0	0	0	0	0	2
Jackson	6-12	1-3	3-4	0-1-1	2	16	5	3	0	2	18	
Stolzenburg	0-2	0-1	0-0	1-0-1	0	0	2	0	1	3	0	1
Blaine	0-0	0-0	0-0	0-0-0	1	0	0	0	0	0	0	5
Fosnight	1-1	1-1	0-0	0-0-0	0	3	0	0	0	0	0	2
Sims	0-1	0-0	0-0	0-0-0	0	0	0	0	0	0	0	2
Gerber	1-2	0-0	0-0	0-2-2	0	2	0	1	1	0	8	
Johnson	1-3	0-1	0-0	0-1-1	1	2	0	0	0	0	0	13
TEAM	1-1-2 0											
<b>Totals</b>	<b>30-72</b>	<b>9-29</b>	<b>5-8</b>	<b>7-30-37</b>	<b>18</b>	<b>74</b>	<b>11</b>	<b>17</b>	<b>5</b>	<b>10</b>	<b>200</b>	
<b>Pct.</b>	<b>41.7</b>	<b>31.0</b>	<b>62.5</b>	<b>DB: 2</b>								

FG% 1st: 13-30 43.3%; 2nd: 17-42 40.5%  
 3FG% 1st: 3-12 25.0%; 2nd: 6-17 35.3%  
 FT% 1st: 4-6 66.7%; 2nd: 1-2 50.0%

RICE	FG	3FG	FT	REB	PF	TP	A	TO	B	S	MIN	
Fiedler	F	8-11	0-1	0-0	5-6-11	0	16	4	3	0	0	21
Clark	F	6-9	1-2	1-2	1-3-4	2	14	3	0	0	1	19
Evee	G	5-8	2-4	1-4	0-3-3	3	13	2	0	0	3	27
Mullins	G	6-11	1-3	0-0	1-4-5	1	13	2	2	0	0	23
Havsya	G	1-2	0-1	2-2	0-1-1	0	4	2	2	0	0	22
Moore	1-5	0-2	0-1	2-1-3	0	2	3	4	0	0	14	
Lieppert	1-6	0-3	3-4	0-0-0	1	5	0	0	0	0	14	
Olivari	5-9	3-3	2-2	2-4-6	1	15	0	1	0	0	23	
Sheffield	1-3	1-3	0-0	1-4-5	0	3	1	1	1	0	17	
Abercrombie	3-10	2-7	1-2	0-6-6	1	9	2	2	0	2	18	
Moffat	0-0	0-0	0-0	0-0-0	0	0	0	0	0	0	2	
TEAM	0-4-4 0											
<b>Totals</b>	<b>37-74</b>	<b>10-29</b>	<b>10-17</b>	<b>12-36-48</b>	<b>9</b>	<b>49</b>	<b>19</b>	<b>15</b>	<b>1</b>	<b>6</b>	<b>200</b>	
<b>Pct.</b>	<b>50.0</b>	<b>34.5</b>	<b>58.8</b>	<b>DB: 2</b>								

FG% 1st: 18-35 51.4%; 2nd: 19-39 48.7%  
 3FG% 1st: 6-14 42.9%; 2nd: 4-15 26.7%  
 FT% 1st: 4-9 44.4%; 2nd: 6-8 75.0%

TECHNICAL FOULS: None

SCORE BY PERIODS	1ST	2ND	TOTAL
LeTourneau	33	41	74
Rice	46	48	94

# 4

DEC. 5, 2020

### RICE

#### HOUSTON BAPTIST

ATTENDANCE: 150

86

64

### HOUSTON, TEXAS • SHARP GYM

RICE	FG	3FG	FT	REB	PF	TP	A	TO	B	S	MIN	
Fiedler	F	5-8	0-1	0-1	1-3-4	4	10	3	2	0	2	24
Clark	F	1-4	0-1	0-0	4-2-6	2	2	3	1	2	0	23
Evee	G	4-11	2-9	0-1	0-1-1	2	10	7	1	0	1	29
Mullins	G	2-10	1-3	4-4	0-2-2	2	9	0	1	0		



## PAYTON MOORE

G • 6-4 • 205 • Jr.  
Los Angeles, Calif. • Santa Monica HS

### CAREER HIGHS

Points	20	at UC Santa Barbara (11/16/19)
FG Made	7	at UC Santa Barbara (11/16/19)
FG Att.	9	2x, last vs. East Carolina (11/24/19)
3-Pt. FG	3	7x, last vs. UTSA (1/25/20)
3-Pt. Att.	4	3x, last vs. FIU (1/11/20)
Free Throws	7	vs. Marshall (2/9/19)
Free Throw Att.	8	vs. Marshall (2/9/19)
Rebounds	7	vs. Penn (11/9/19)
Assists	4	vs. Liberty (11/23/19)
Steals	4	at Arkansas (11/5/19)
Blocks	1	5x, last at Incarnate Word (11/27/20)
Minutes	29	vs. Milwaukee (11/22/19)

### 2020-21 SEASON HIGHS

Points	14	vs. Our Lady of the Lake (11/28/20)
FG Made	5	vs. Our Lady of the Lake (11/28/20)
FG Att.	7	vs. Our Lady of the Lake (11/28/20)
3-Pt. FG	2	at Houston Baptist (12/5/20)
3-Pt. Att.	3	at Houston Baptist (12/5/20)
Free Throws	3	2x, last vs. Our Lady of the Lake (11/28/20)
Free Throw Att.	6	2x, last vs. Our Lady of the Lake (11/28/20)
Rebounds	5	2x, last at Houston Baptist (12/5/20)
Assists	3	vs. LeTourneau (12/3/20)
Steals	1	at Incarnate Word (11/27/20)
Blocks	1	at Incarnate Word (11/27/20)
Minutes	19	at Incarnate Word (11/27/20)

### MISCELLANEOUS STATS

CATEGORY	2020-21	CAREER
Double-Figure Scoring	2	7
Double-Figure Rebounds	-	-
Double-Figure Assists	-	-
Double-Doubles	-	-
Led Rice in Scoring	-	1
Led Rice in Rebounding	-	-
Led Rice in Assists	-	6

### 2020-21 (JUNIOR)

- Scored 14 points on 5-of-7 shooting and grabbed five rebounds against Our Lady of the Lake (11/28).
- Scored 10 points and tied a season-high with five rebounds at Houston Baptist (12/5).



### MOORE'S GAME-BY-GAME STATISTICS

Opponent	Date	GS	Min	FG	FGA	Pct	3FG	3FGA	Pct	FT	FTA	Pct	Off	Def	Tot	PF	FO	A	TO	B	S	Pts
at Incarnate Word	11/27		19	1	2	.500	0	1	.000	3	6	.500	1	0	1	2	0	2	2	1	1	5
vs. Our Lady of the Lake	11/28		17	5	7	.714	1	2	.500	3	6	.500	1	4	5	3	0	2	3	0	0	14
LeTourneau	12/3		14	1	5	.200	0	2	.000	0	1	.000	2	1	3	0	0	3	4	0	0	2
at Houston Baptist	12/5		16	3	4	.750	2	3	.667	2	2	1.000	1	4	5	1	0	2	1	0	0	10
New Mexico	12/13																					
Houston Baptist	12/15																					
at Sam Houston State	12/19																					
Incarnate Word	12/21																					
UTSA	1/1																					
UTSA	1/2																					
at UTEP	1/8																					
at UTEP	1/9																					
Old Dominion	1/15																					
Old Dominion	1/16																					
at UAB	1/22																					
at UAB	1/23																					
North Texas	1/27 or 28																					
at North Texas	1/30																					
Southern Miss	2/5																					
Southern Miss	2/6																					
at WKU	2/12																					
at WKU	2/13																					
Marshall	2/19																					
Marshall	2/20																					
at Louisiana Tech	2/26																					
at Louisiana Tech	2/27																					

### MOORE'S CAREER STATS

YEAR	GP-GS	MIN/AVG	FG-FGA	PCT	3FG-FGA	PCT	FT-FTA	PCT	OFF-DEF	TOT	AVG	PF-FO	AST	TO	BLK	STL	PTS	AVG
2018-19	31-0	339/10.9	27-72	.375	4-26	.154	23-49	.469	9-27	36	1.2	41-1	28	36	3	14	81	2.6
2019-20	32-1	501/15.7	56-129	.434	14-52	.269	32-58	.552	16-46	62	1.9	50-1	38	38	3	25	158	4.9
2020-21	4-0	66/16.5	10-18	.556	3-8	.375	8-51	.533	5-9	14	3.5	6-0	9	10	1	1	31	7.8
<b>TOTAL</b>	<b>67-1</b>	<b>906/13.5</b>	<b>93-219</b>	<b>.425</b>	<b>21-86</b>	<b>.244</b>	<b>63-122</b>	<b>.516</b>	<b>30-82</b>	<b>112</b>	<b>1.7</b>	<b>97-2</b>	<b>75</b>	<b>84</b>	<b>7</b>	<b>40</b>	<b>270</b>	<b>4.0</b>



## NOAH HUTCHINS

G • 6-0 • 160 • Fr.  
Buffalo, N.Y. • IMG Academy (Fla.)

### CAREER HIGHS

Points	
FG Made	
FG Att.	
3-Pt. FG	
3-Pt. Att.	
Free Throws	
Free Throw Att.	
Rebounds	
Assists	
Steals	
Blocks	
Minutes	

### 2020-21 SEASON HIGHS

Points	
FG Made	
FG Att.	
3-Pt. FG	
3-Pt. Att.	
Free Throws	
Free Throw Att.	
Rebounds	
Assists	
Steals	
Blocks	
Minutes	

### MISCELLANEOUS STATS

CATEGORY	2020-21	CAREER
Double-Figure Scoring	-	-
Double-Figure Rebounds	-	-
Double-Figure Assists	-	-
Double-Doubles	-	-
Led Rice in Scoring	-	-
Led Rice in Rebounding	-	-
Led Rice in Assists	-	-

### IMG ACADEMY/THE PARK SCHOOL

Led IMG Academy to a 19-7 record last year ... at the Park School in Amherst, N.Y., Hutchins led the Pioneers to a pair of Monsignor Martin and New York State championships ... as a senior, he averaged 23.4 points, 7.2 assists, 5.7 rebounds and 3.3 steals in leading the Park School to a 25-3 record ... named the Monsignor Martin Player of the Year, First Team All-State and the Buffalo News Player of the Year ... was a McDonald's All-American nominee ... in his career, he scored over 1,000 points, averaging 20.6 points, 5.5 assists, 5.0 rebounds and 2.5 steals.



### HUTCHINS' GAME-BY-GAME STATISTICS

Opponent	Date	GS	Min	FG	FGA	Pct	3FG	3FGA	Pct	FT	FTA	Pct	Off	Def	Tot	PF	FO	A	TO	B	S	Pts	
at Incarnate Word	11/27																						DNP
vs. Our Lady of the Lake	11/28																						DNP
LeTourneau	12/3																						DNP
at Houston Baptist	12/5																						DNP
New Mexico	12/13																						
Houston Baptist	12/15																						
at Sam Houston State	12/19																						
Incarnate Word	12/21																						
UTSA	1/1																						
UTSA	1/2																						
at UTEP	1/8																						
at UTEP	1/9																						
Old Dominion	1/15																						
Old Dominion	1/16																						
at UAB	1/22																						
at UAB	1/23																						
North Texas	1/27 or 28																						
at North Texas	1/30																						
Southern Miss	2/5																						
Southern Miss	2/6																						
at WKU	2/12																						
at WKU	2/13																						
Marshall	2/19																						
Marshall	2/20																						
at Louisiana Tech	2/26																						
at Louisiana Tech	2/27																						

### HUTCHINS' CAREER STATS

YEAR	GP-GS	MIN/AVG	FG-FGA	PCT	3FG-FGA	PCT	FT-FTA	PCT	OFF-DEF	TOT	AVG	PF-FO	AST	TO	BLK	STL	PTS	AVG	
2020-21																			
TOTAL																			





## JAKE LIEPERT

G • 6-8 • 2 G • 6-3 • 200 • So.  
Scottsdale, Ariz. • Pima CC

### CAREER HIGHS

Points	5	vs. LeTourneau (12/3/20)
FG Made	1	3x, last vs. LeTourneau (12/3/20)
FG Att.	6	vs. LeTourneau (12/3/20)
3-Pt. FG	1	vs. Our Lady of the Lake (11/28/20)
3-Pt. Att.	3	2x, last vs. LeTourneau (12/3/20)
Free Throws	3	vs. LeTourneau (12/3/20)
Free Throw Att.	4	vs. LeTourneau (12/3/20)
Rebounds	3	vs. Our Lady of the Lake (11/28/20)
Assists	1	vs. Our Lady of the Lake (11/28/20)
Steals	N/A	
Blocks	N/A	
Minutes	15	vs. Our Lady of the Lake (11/28/20)

### 2020-21 SEASON HIGHS

Points	5	vs. LeTourneau (12/3/20)
FG Made	1	3x, last vs. LeTourneau (12/3/20)
FG Att.	6	vs. LeTourneau (12/3/20)
3-Pt. FG	1	vs. Our Lady of the Lake (11/28/20)
3-Pt. Att.	3	2x, last vs. LeTourneau (12/3/20)
Free Throws	3	vs. LeTourneau (12/3/20)
Free Throw Att.	4	vs. LeTourneau (12/3/20)
Rebounds	3	vs. Our Lady of the Lake (11/28/20)
Assists	1	vs. Our Lady of the Lake (11/28/20)
Steals	N/A	
Blocks	N/A	
Minutes	15	vs. Our Lady of the Lake (11/28/20)

### MISCELLANEOUS STATS

CATEGORY	2020-21	CAREER
Double-Figure Scoring	-	-
Double-Figure Rebounds	-	-
Double-Figure Assists	-	-
Double-Doubles	-	-
Led Rice in Scoring	-	-
Led Rice in Rebounding	-	-
Led Rice in Assists	-	-

### 2020-21 (SOPHOMORE)

- Made his first career three against Our Lady of the Lake (11/28).
- Scored five points against LeTourneau (12/3).



### LIEPERT'S GAME-BY-GAME STATISTICS

Opponent	Date	GS	Min	FG	FGA	Pct	3FG	3FGA	Pct	FT	FTA	Pct	Off	Def	Tot	PF	FO	A	TO	B	S	Pts
at Incarnate Word	11/27		8	1	2	.500	0	1	.000	0	1	.000	1	1	2	1	0	0	0	0	0	2
vs. Our Lady of the Lake	11/28		15	1	5	.200	1	3	.333	0	0	.000	1	2	3	2	0	1	0	0	0	3
LeTourneau	12/3		14	1	6	.167	0	3	.000	3	4	.750	0	0	0	1	0	0	0	0	0	5
at Houston Baptist	12/5		6	0	2	.000	0	2	.000	0	0	.000	0	2	2	0	0	0	1	0	0	0
New Mexico	12/13																					
Houston Baptist	12/15																					
at Sam Houston State	12/19																					
Incarnate Word	12/21																					
UTSA	1/1																					
UTSA	1/2																					
at UTEP	1/8																					
at UTEP	1/9																					
Old Dominion	1/15																					
Old Dominion	1/16																					
at UAB	1/22																					
at UAB	1/23																					
North Texas	1/27 or 28																					
at North Texas	1/30																					
Southern Miss	2/5																					
Southern Miss	2/6																					
at WKU	2/12																					
at WKU	2/13																					
Marshall	2/19																					
Marshall	2/20																					
at Louisiana Tech	2/26																					
at Louisiana Tech	2/27																					

### LIEPERT'S CAREER STATS

YEAR	GP-GS	MIN/AVG	FG-FGA	PCT	3FG-FGA	PCT	FT-FTA	PCT	OFF-DEF	TOT	AVG	PF-FO	AST	TO	BLK	STL	PTS	AVG
2020-21	4-0	43/10.8	3-15	.200	1-9	.111	3-5	.600	2-5	7	1.8	4-0	1	1	0	0	10	2.5
<b>TOTAL</b>	<b>4-0</b>	<b>43/10.8</b>	<b>3-15</b>	<b>.200</b>	<b>1-9</b>	<b>.111</b>	<b>3-5</b>	<b>.600</b>	<b>2-5</b>	<b>7</b>	<b>1.8</b>	<b>4-0</b>	<b>1</b>	<b>1</b>	<b>0</b>	<b>0</b>	<b>10</b>	<b>2.5</b>



## TRAVIS EEEVE

G • 6-1 • 165 • So.  
 Randolph, Mass. • VMI

### CAREER HIGHS

Points	26	at Duquesne (12/4/19)
FG Made	9 2x, last at Western Carolina (2/19/20)	
FG Att.	17	at Duquesne (12/4/19)
3-Pt. FG	6	4x, last vs. Samford (1/4/20)
3-Pt. Att.	12	at Virginia Tech (12/21/19)
Free Throws	6	2x, last at Wofford (1/22/20)
Free Throw Att.	8	at Wofford (1/22/20)
Rebounds	5	2x, last at Wofford (1/22/20)
Assists	7	at Houston Baptist (12/5/20)
Steals	3	7x, last vs. LeTourneau (12/3/20)
Blocks	2	at Samford (2/29/20)
Minutes	37	at Virginia Tech (12/21/19)

### 2020-21 SEASON HIGHS

Points	20	vs. Our Lady of the Lake (11/28/20)
FG Made	6	vs. Our Lady of the Lake (11/28/20)
FG Att.	12	vs. Our Lady of the Lake (11/28/20)
3-Pt. FG	5	vs. Our Lady of the Lake (11/28/20)
3-Pt. Att.	9	2x, last at Houston Baptist (12/5/20)
Free Throws	3	vs. Our Lady of the Lake (11/28/20)
Free Throw Att.	4	vs. LeTourneau (12/3/20)
Rebounds	3	2x, last vs. LeTourneau (12/3/20)
Assists	7	at Houston Baptist (12/5/20)
Steals	N/A	vs. LeTourneau (12/3/20)
Blocks	N/A	
Minutes	32	at Incarnate Word (11/27/20)

### MISCELLANEOUS STATS

CATEGORY	2020-21	CAREER
Double-Figure Scoring	4	25
Double-Figure Rebounds	-	-
Double-Figure Assists	-	-
Double-Doubles	-	-
Led Rice in Scoring	1	1
Led Rice in Rebounding	-	-
Led Rice in Assists	1	1

### 2020-21 (SOPHOMORE)

- Scored 10 points in the season opener at Incarnate Word (11/27).
- Scored a game-high 20 points on five three-pointers against Our Lady of the Lake (11/28).
- Scored 13 points and tied a career-high with three steals versus LeTourneau (12/3).
- Had 10 points and recorded a career-high seven assists at Houston Baptist (12/5).



### EVEE'S GAME-BY-GAME STATISTICS

Opponent	Date	GS	Min	FG	FGA	Pct	3FG	3FGA	Pct	FT	FTA	Pct	Off	Def	Tot	PF	FO	A	TO	B	S	Pts
at Incarnate Word	11/27	*	32	3	12	.250	2	9	.222	2	2	1.000	3	1	4	1	0	0	0	0	1	10
vs. Our Lady of the Lake	11/28	*	24	6	10	.600	5	8	.625	3	3	1.000	0	1	1	1	0	3	1	0	1	20
LeTourneau	12/3	*	27	5	8	.625	2	4	.500	1	4	.250	0	3	3	3	0	2	0	0	3	13
at Houston Baptist	12/5	*	29	4	11	.364	2	9	.222	0	1	.000	0	1	1	2	0	7	1	0	1	10
New Mexico	12/13																					
Houston Baptist	12/15																					
at Sam Houston State	12/19																					
Incarnate Word	12/21																					
UTSA	1/1																					
UTSA	1/2																					
at UTEP	1/8																					
at UTEP	1/9																					
Old Dominion	1/15																					
Old Dominion	1/16																					
at UAB	1/22																					
at UAB	1/23																					
North Texas	1/27 or 28																					
at North Texas	1/30																					
Southern Miss	2/5																					
Southern Miss	2/6																					
at WKU	2/12																					
at WKU	2/13																					
Marshall	2/19																					
Marshall	2/20																					
at Louisiana Tech	2/26																					
at Louisiana Tech	2/27																					

### EVEE'S CAREER STATS

YEAR	GP-GS	MIN/AVG	FG-FGA	PCT	3FG-FGA	PCT	FT-FTA	PCT	OFF-DEF	TOT	AVG	PF-FO	AST	TO	BLK	STL	PTS	AVG
2019-20*	33-22	955/28.9	143-324	.441	77-213	.362	53-66	.803	11-65	76	2.3	68-0	78	62	3	47	416	12.6
2020-21	4-4	112/28.0	18-41	.439	11-30	.367	6-10	.600	3-6	9	2.3	7-0	12	2	0	6	53	13.3
<b>TOTAL</b>	<b>37-26</b>	<b>1067/28.8</b>	<b>161-365</b>	<b>.441</b>	<b>88-243</b>	<b>.362</b>	<b>59-76</b>	<b>.776</b>	<b>14-71</b>	<b>85</b>	<b>2.3</b>	<b>75-0</b>	<b>90</b>	<b>64</b>	<b>3</b>	<b>54</b>	<b>469</b>	<b>12.7</b>

\*stats from VMI



## QUINCY OLIVARI

G • 6-2 • 190 • Fr.  
Atlanta, Ga. • Westlake HS

### CAREER HIGHS

Points	27	at Houston Baptist (12/5/20)
FG Made	9	at Houston Baptist (12/5/20)
FG Att.	14	at Houston Baptist (12/5/20)
3-Pt. FG	7	at Houston Baptist (12/5/20)
3-Pt. Att.	12	at Houston Baptist (12/5/20)
Free Throws	4 2x, last vs. Middle Tennessee (3/1/20)	
Free Throw Att.	4 5x, last vs. Middle Tennessee (3/1/20)	
Rebounds	6	vs. LeTourneau (12/3/20)
Assists	3	at Louisiana Tech (1/16/20)
Steals	2 2x, last vs. Middle Tennessee (3/1/20)	
Blocks		
Minutes	28 2x, last vs. Middle Tennessee (3/1/20)	

### 2020-21 SEASON HIGHS

Points	27	at Houston Baptist (12/5/20)
FG Made	9	at Houston Baptist (12/5/20)
FG Att.	14	at Houston Baptist (12/5/20)
3-Pt. FG	7	at Houston Baptist (12/5/20)
3-Pt. Att.	12	at Houston Baptist (12/5/20)
Free Throws	2 3x, last at Houston Baptist (12/5/20)	
Free Throw Att.	2 3x, last at Houston Baptist (12/5/20)	
Rebounds	6	vs. LeTourneau (12/3/20)
Assists	1	at Houston Baptist (12/5/20)
Steals	1	at Houston Baptist (12/5/20)
Blocks	N/A	
Minutes	27	at Houston Baptist (12/5/20)

### MISCELLANEOUS STATS

CATEGORY	2020-21	CAREER
Double-Figure Scoring	2	8
Double-Figure Rebounds	-	-
Double-Figure Assists	-	-
Double-Doubles	-	-
Led Rice in Scoring	1	1
Led Rice in Rebounding	-	1
Led Rice in Assists	-	-

### 2020-21 (SOPHOMORE)

- Scored nine points against Our Lady of the Lake (11/28).
- Scored 15 points and set a career-high with six rebounds versus LeTourneau (12/3).
- Set career-highs in points (27), field goals (9) and three-pointers (7) at Houston Baptist (12/5).
- His seven three-pointers at HBU tied the second-most in school history.



### OLIVARI'S GAME-BY-GAME STATISTICS

Opponent	Date	GS	Min	FG	FGA	Pct	3FG	3FGA	Pct	FT	FTA	Pct	Off	Def	Tot	PF	FO	A	TO	B	S	Pts
at Incarnate Word	11/27	18	3	9	.333	0	5	.000	0	0	.000	0	1	1	1	0	0	0	0	0	0	6
vs. Our Lady of the Lake	11/28	17	3	5	.600	1	2	.500	2	2	1.000	0	4	4	3	0	0	3	0	0	0	9
LeTourneau	12/3	23	5	9	.556	3	3	1.000	2	2	1.000	2	4	6	1	0	0	1	0	0	15	15
at Houston Baptist	12/5	27	9	14	.643	7	12	.583	2	3	.667	0	2	2	1	0	1	1	0	1	27	27
New Mexico	12/13																					
Houston Baptist	12/15																					
at Sam Houston State	12/19																					
Incarnate Word	12/21																					
UTSA	1/1																					
UTSA	1/2																					
at UTEP	1/8																					
at UTEP	1/9																					
Old Dominion	1/15																					
Old Dominion	1/16																					
at UAB	1/22																					
at UAB	1/23																					
North Texas	1/27 or 28																					
at North Texas	1/30																					
Southern Miss	2/5																					
Southern Miss	2/6																					
at WKU	2/12																					
at WKU	2/13																					
Marshall	2/19																					
Marshall	2/20																					
at Louisiana Tech	2/26																					
at Louisiana Tech	2/27																					

### OLIVARI'S CAREER STATS

YEAR	GP-GS	MIN/AVG	FG-FGA	PCT	3FG-FGA	PCT	FT-FTA	PCT	OFF-DEF	TOT	AVG	PF-FO	AST	TO	BLK	STL	PTS	AVG
2019-20	30-0	425/14.2	57-142	.401	35-92	.380	31-46	.674	6-44	50	1.7	31-0	19	29	0	18	180	6.0
2020-21	4-0	85/21.3	20-37	.541	11-22	.500	6-7	.857	2-11	13	3.3	6-0	1	5	0	1	57	14.3
TOTAL	34-0	510/15.0	77-179	.430	46-114	.404	37-53	.698	8-55	63	1.9	37-0	20	34	0	19	237	7.0



## CAMERON SHEFFIELD

G/F • 6-6 • 180 • Fr.  
Alpharetta, Ga. • Chattahoochee HS

### CAREER HIGHS

Points	6	vs. Our Lady of the Lake (11/28/20)
FG Made	3	vs. Our Lady of the Lake (11/28/20)
FG Att.	6	vs. Our Lady of the Lake (11/28/20)
3-Pt. FG	1	2x, last vs. LeTourneau (12/3/20)
3-Pt. Att.	3	2x, last vs. LeTourneau (12/3/20)
Free Throws	N/A	
Free Throw Att.	1	at Incarnate Word (11/27/20)
Rebounds	7	vs. Our Lady of the Lake (11/28/20)
Assists	1	2x, last vs. LeTourneau (12/3/20)
Steals	N/A	
Blocks	1	2x, last vs. LeTourneau (12/3/20)
Minutes	17	3x, last vs. LeTourneau (12/3/20)

### 2020-21 SEASON HIGHS

Points	6	vs. Our Lady of the Lake (11/28/20)
FG Made	3	vs. Our Lady of the Lake (11/28/20)
FG Att.	6	vs. Our Lady of the Lake (11/28/20)
3-Pt. FG	1	2x, last vs. LeTourneau (12/3/20)
3-Pt. Att.	3	2x, last vs. LeTourneau (12/3/20)
Free Throws	2	at Houston Baptist (12/5/20)
Free Throw Att.	3	at Houston Baptist (12/5/20)
Rebounds	7	vs. Our Lady of the Lake (11/28/20)
Assists	1	2x, last vs. LeTourneau (12/3/20)
Steals	1	at Houston Baptist (12/5/20)
Blocks	1	2x, last vs. LeTourneau (12/3/20)
Minutes	17	3x, last vs. LeTourneau (12/3/20)

### MISCELLANEOUS STATS

CATEGORY	2020-21	CAREER
Double-Figure Scoring	-	-
Double-Figure Rebounds	-	-
Double-Figure Assists	-	-
Double-Doubles	-	-
Led Rice in Scoring	-	-
Led Rice in Rebounding	-	-
Led Rice in Assists	-	-

### 2020-21 (FRESHMAN)

- Scored six points and grabbed seven rebounds against Our Lady of the Lake (11/28).
- Grabbed five rebounds versus LeTourneau (12/3).



### SHEFFIELD'S GAME-BY-GAME STATISTICS

Opponent	Date	GS	Min	FG	FGA	Pct	3FG	3FGA	Pct	FT	FTA	Pct	Off	Def	Tot	PF	FO	A	TO	B	S	Pts
at Incarnate Word	11/27		9	1	3	.333	1	3	.333	0	1	.000	0	2	2	1	0	0	0	1	0	3
vs. Our Lady of the Lake	11/28		17	3	6	.500	0	2	.000	0	0	.000	2	5	7	3	0	1	1	0	0	6
LeTourneau	12/3		17	1	3	.333	1	3	.333	0	0	.000	1	4	5	0	0	1	1	1	0	3
at Houston Baptist	12/5		6	1	1	1.000	0	0	.000	2	3	.667	0	2	2	0	0	0	0	0	1	4
New Mexico	12/13																					
Houston Baptist	12/15																					
at Sam Houston State	12/19																					
Incarnate Word	12/21																					
UTSA	1/1																					
UTSA	1/2																					
at UTEP	1/8																					
at UTEP	1/9																					
Old Dominion	1/15																					
Old Dominion	1/16																					
at UAB	1/22																					
at UAB	1/23																					
North Texas	1/27 or 28																					
at North Texas	1/30																					
Southern Miss	2/5																					
Southern Miss	2/6																					
at WKU	2/12																					
at WKU	2/13																					
Marshall	2/19																					
Marshall	2/20																					
at Louisiana Tech	2/26																					
at Louisiana Tech	2/27																					

### SHEFFIELD'S CAREER STATS

YEAR	GP-GS	MIN/AVG	FG-FGA	PCT	3FG-FGA	PCT	FT-FTA	PCT	OFF-DEF	TOT	AVG	PF-FO	AST	TO	BLK	STL	PTS	AVG
2020-21	4-0	49/12.3	6-13	.462	2-8	.250	2-4	.500	3-13	16	4.0	4-0	2	2	2	1	16	4.0
<b>TOTAL</b>	<b>4-0</b>	<b>49/12.3</b>	<b>6-13</b>	<b>.462</b>	<b>2-8</b>	<b>.250</b>	<b>2-4</b>	<b>.500</b>	<b>3-13</b>	<b>16</b>	<b>4.0</b>	<b>4-0</b>	<b>2</b>	<b>2</b>	<b>2</b>	<b>1</b>	<b>16</b>	<b>4.0</b>





10

## MALIK ONDIGO

F • 6-10 • 215 • R-Jr.  
El Mirage, Ariz. • Texas Tech

### CAREER HIGHS

Points	8	vs. Mississippi Valley St. (11/9/18)
FG Made	3	2x, last vs. Mississippi Valley St. (11/9/18)
FG Att.	5	2x, last vs. Mississippi Valley St. (11/9/18)
3-Pt. FG		N/A
3-Pt. Att.	1	5x, last vs. Abilene Christian (12/15/18)
Free Throws	2	3x, last vs. Mississippi Valley St. (11/9/18)
Free Throw Att.	2	5x, last vs. UTRGV (12/28/18)
Rebounds	5	vs. Mississippi Valley St. (11/9/18)
Assists	1	vs. Northern Colorado (11/24/18)
Steals	1	vs. Maine (11/14/17)
Blocks	1	4x, last vs. Abilene Christian (12/15/18)
Minutes	18	at Iowa State (1/20/18)

### 2020-21 SEASON HIGHS

Points	
FG Made	
FG Att.	
3-Pt. FG	
3-Pt. Att.	
Free Throws	
Free Throw Att.	
Rebounds	
Assists	
Steals	
Blocks	
Minutes	

### MISCELLANEOUS STATS

CATEGORY	2020-21	CAREER
Double-Figure Scoring	-	-
Double-Figure Rebounds	-	-
Double-Figure Assists	-	-
Double-Doubles	-	-
Led Rice in Scoring	-	-
Led Rice in Rebounding	-	-
Led Rice in Assists	-	-

### 2019-20 (JUNIOR)

Sat out the season due to the NCAA's transfer rules.



### ONDIGO'S GAME-BY-GAME STATISTICS

Opponent	Date	GS	Min	FG	FGA	Pct	3FG	3FGA	Pct	FT	FTA	Pct	Off	Def	Tot	PF	FO	A	TO	B	S	Pts	
at Incarnate Word	11/27																						DNP
vs. Our Lady of the Lake	11/28																						DNP
LeTourneau	12/3																						DNP
at Houston Baptist	12/5																						DNP
New Mexico	12/13																						
Houston Baptist	12/15																						
at Sam Houston State	12/19																						
Incarnate Word	12/21																						
UTSA	1/1																						
UTSA	1/2																						
at UTEP	1/8																						
at UTEP	1/9																						
Old Dominion	1/15																						
Old Dominion	1/16																						
at UAB	1/22																						
at UAB	1/23																						
North Texas	1/27 or 28																						
at North Texas	1/30																						
Southern Miss	2/5																						
Southern Miss	2/6																						
at WKU	2/12																						
at WKU	2/13																						
Marshall	2/19																						
Marshall	2/20																						
at Louisiana Tech	2/26																						
at Louisiana Tech	2/27																						

### ONDIGO'S CAREER STATS

YEAR	GP-GS	MIN/AVG	FG-FGA	PCT	3FG-FGA	PCT	FT-FTA	PCT	OFF-DEF	TOT	AVG	PF-FO	AST	TO	BLK	STL	PTS	AVG
2017-18*	14-0	75/5.4	6-13	.462	0-0	.000	3-4	.750	4-7	11	0.8	11-0	0	9	1	1	15	1.1
2018-19*	18-0	106/5.9	9-23	.391	0-5	.000	5-9	.556	12-10	22	1.2	15-0	1	9	3	0	23	1.3
2020-21																		
<b>TOTAL</b>	<b>32-0</b>	<b>181/5.7</b>	<b>15-36</b>	<b>.417</b>	<b>0-5</b>	<b>.000</b>	<b>8-13</b>	<b>.615</b>	<b>16-17</b>	<b>33</b>	<b>1.0</b>	<b>26-0</b>	<b>1</b>	<b>18</b>	<b>4</b>	<b>1</b>	<b>38</b>	<b>1.2</b>

\*stats from Texas Tech





## RILEY ABERCROMBIE

F • 6-9 • 210 • r-So.  
Wollongong, Australia • Boise State

### CAREER HIGHS

Points	10	vs. Our Lady of the Lake (11/28/20)
FG Made	3	2x, last vs. LeTourneau (12/3/20)
FG Att.	10	2x, last vs. LeTourneau (12/3/20)
3-Pt. FG	2	3x, last vs. LeTourneau (12/3/20)
3-Pt. Att.	7	2x, last vs. LeTourneau (12/3/20)
Free Throws	2	2x, last vs. Our Lady of the Lake (11/28/20)
Free Throw Att.	2	3x, last vs. LeTourneau (12/3/20)
Rebounds	6	vs. LeTourneau (12/3/20)
Assists	2	vs. LeTourneau (12/3/20)
Steals	2	vs. LeTourneau (12/3/20)
Blocks	1	2x, last at San Diego State (1/11/20)
Minutes	20	vs. Our Lady of the Lake (11/28/20)

### 2020-21 SEASON HIGHS

Points	10	vs. Our Lady of the Lake (11/28/20)
FG Made	3	2x, last vs. LeTourneau (12/3/20)
FG Att.	10	2x, last vs. LeTourneau (12/3/20)
3-Pt. FG	2	3x, last vs. LeTourneau (12/3/20)
3-Pt. Att.	7	2x, last vs. LeTourneau (12/3/20)
Free Throws	2	2x, last vs. Our Lady of the Lake (11/28/20)
Free Throw Att.	2	3x, last vs. LeTourneau (12/3/20)
Rebounds	6	vs. LeTourneau (12/3/20)
Assists	2	vs. LeTourneau (12/3/20)
Steals	2	vs. LeTourneau (12/3/20)
Blocks	N/A	
Minutes	20	vs. Our Lady of the Lake (11/28/20)

### MISCELLANEOUS STATS

CATEGORY	2020-21	CAREER
Double-Figure Scoring	1	1
Double-Figure Rebounds	-	-
Double-Figure Assists	-	-
Double-Doubles	-	-
Led Rice in Scoring	-	-
Led Rice in Rebounding	-	-
Led Rice in Assists	-	-

### 2020-21 (REDSHIRT SOPHOMORE)

- Recorded first career double-digit scoring game with 10 points while grabbing a career-high five rebounds against Our Lady of the Lake (11/28).
- Scored nine points and set career-highs with six rebounds and two steals versus LeTourneau (12/3).



### AMBERCROMBIE'S GAME-BY-GAME STATISTICS

Opponent	Date	GS	Min	FG	FGA	Pct	3FG	3FGA	Pct	FT	FTA	Pct	Off	Def	Tot	PF	FO	A	TO	B	S	Pts
at Incarnate Word	11/27		10	1	2	.500	1	2	.500	2	2	1.000	0	1	1	3	0	0	2	0	0	5
vs. Our Lady of the Lake	11/28		20	3	10	.300	2	7	.286	2	2	1.000	0	5	5	2	0	0	4	0	0	10
LeTourneau	12/3		18	3	10	.300	2	7	.286	1	2	.500	0	6	6	1	0	2	2	0	2	9
at Houston Baptist	12/5		15	1	5	.200	1	5	.200	0	0	.000	1	0	1	2	0	0	0	0	0	3
New Mexico	12/13																					
Houston Baptist	12/15																					
at Sam Houston State	12/19																					
Incarnate Word	12/21																					
UTSA	1/1																					
UTSA	1/2																					
at UTEP	1/8																					
at UTEP	1/9																					
Old Dominion	1/15																					
Old Dominion	1/16																					
at UAB	1/22																					
at UAB	1/23																					
North Texas	1/27 or 28																					
at North Texas	1/30																					
Southern Miss	2/5																					
Southern Miss	2/6																					
at WKU	2/12																					
at WKU	2/13																					
Marshall	2/19																					
Marshall	2/20																					
at Louisiana Tech	2/26																					
at Louisiana Tech	2/27																					

### AMBERCROMBIE'S CAREER STATS

YEAR	GP-GS	MIN/AVG	FG-FGA	PCT	3FG-FGA	PCT	FT-FTA	PCT	OFF-DEF	TOT	AVG	PF-FO	AST	TO	BLK	STL	PTS	AVG
2019-20*	17-0	73/4.3	9-25	.360	5-18	.278	0-0	.000	1-11	12	0.7	8-0	3	4	2	0	23	1.4
2020-21	4-0	63/15.8	8-27	.296	6-21	.286	5-6	.833	1-12	13	3.3	8-0	2	8	0	2	27	6.8
<b>TOTAL</b>	<b>21-0</b>	<b>136/6.5</b>	<b>17-52</b>	<b>.327</b>	<b>11-39</b>	<b>.282</b>	<b>5-6</b>	<b>.833</b>	<b>2-23</b>	<b>25</b>	<b>1.2</b>	<b>16-0</b>	<b>5</b>	<b>12</b>	<b>2</b>	<b>2</b>	<b>50</b>	<b>2.4</b>

\*stats from Boise State



## BEN MOFFAT

F • 6-8 • 225 • Fr.  
Wichita Falls, Texas • Rider HS

### CAREER HIGHS

Points	2	vs. Our Lady of the Lake (11/28/20)
FG Made	1	vs. Our Lady of the Lake (11/28/20)
FG Att.	1	3x, last vs. Our Lady of the Lake (11/28/20)
3-Pt. FG	N/A	
3-Pt. Att.	1	vs. Our Lady of the Lake (11/28/20)
Free Throws	N/A	
Free Throw Att.	N/A	
Rebounds	1	vs. Our Lady of the Lake (11/28/20)
Assists	N/A	
Steals	N/A	
Blocks	N/A	
Minutes	6	2x, last vs. Our Lady of the Lake (11/28/20)

### 2020-21 SEASON HIGHS

Points	2	vs. Our Lady of the Lake (11/28/20)
FG Made	1	vs. Our Lady of the Lake (11/28/20)
FG Att.	1	vs. Our Lady of the Lake (11/28/20)
3-Pt. FG	N/A	
3-Pt. Att.	1	vs. Our Lady of the Lake (11/28/20)
Free Throws	N/A	
Free Throw Att.	N/A	
Rebounds	1	vs. Our Lady of the Lake (11/28/20)
Assists	N/A	
Steals	N/A	
Blocks	N/A	
Minutes	6	2x, last vs. Our Lady of the Lake (11/28/20)

### MISCELLANEOUS STATS

CATEGORY	2020-21	CAREER
Double-Figure Scoring	-	-
Double-Figure Rebounds	-	-
Double-Figure Assists	-	-
Double-Doubles	-	-
Led Rice in Scoring	-	-
Led Rice in Rebounding	-	-
Led Rice in Assists	-	-

### 2020-21 (SOPHOMORE)

- Played six minutes in the season opener at Incarnate Word (11/27).
- Recorded his first career points and rebound against Our Lady of the Lake (11/28).



### MOFFAT'S GAME-BY-GAME STATISTICS

Opponent	Date	GS	Min	FG	FGA	Pct	3FG	3FGA	Pct	FT	FTA	Pct	Off	Def	Tot	PF	FO	A	TO	B	S	Pts
at Incarnate Word	11/27		5	0	1	.000	0	1	.000	0	0	.000	0	0	0	0	0	0	0	0	0	0
vs. Our Lady of the Lake	11/28		6	1	1	1.000	0	0	.000	0	0	.000	1	0	1	0	0	0	0	0	0	2
LeTourneau	12/3		2	0	0	.000	0	0	.000	0	0	.000	0	0	0	0	0	0	0	0	0	0
at Houston Baptist	12/5		1	0	0	.000	0	0	.000	0	0	.000	0	0	0	1	0	0	0	0	0	0
New Mexico	12/13																					
Houston Baptist	12/15																					
at Sam Houston State	12/19																					
Incarnate Word	12/21																					
UTSA	1/1																					
UTSA	1/2																					
at UTEP	1/8																					
at UTEP	1/9																					
Old Dominion	1/15																					
Old Dominion	1/16																					
at UAB	1/22																					
at UAB	1/23																					
North Texas	1/27 or 28																					
at North Texas	1/30																					
Southern Miss	2/5																					
Southern Miss	2/6																					
at WKU	2/12																					
at WKU	2/13																					
Marshall	2/19																					
Marshall	2/20																					
at Louisiana Tech	2/26																					
at Louisiana Tech	2/27																					

### MOFFAT'S CAREER STATS

YEAR	GP-GS	MIN/AVG	FG-FGA	PCT	3FG-FGA	PCT	FT-FTA	PCT	OFF-DEF	TOT	AVG	PF-FO	AST	TO	BLK	STL	PTS	AVG
2019-20	3-0	5/1.7	0-1	.000	0-0	.000	0-0	.000	0-0	0	0.0	0-0	0	0	0	0	0	0.0
2020-21	4-0	14/3.5	1-2	.500	0-1	.000	0-0	.000	1-0	1	0.3	1-0	0	0	0	0	2	0.5
TOTAL	7-0	19/2.7	1-3	.333	0-1	.000	0-0	.000	0-0	1	0.1	1-0	0	0	0	0	2	0.3



## REED MYERS

G • 6-0 • 180 • So.  
Phoenix, Ariz. • Scottsdale Christian Academy

### CAREER HIGHS

Points		
FG Made		
FG Att.		
3-Pt. FG		
3-Pt. Att.		
Free Throws		
Free Throw Att.		
Rebounds	1	vs. St. Thomas (12/19/19)
Assists	1	vs. Wayland Baptist (11/10/19)
Steals	1	vs. St. Thomas (12/19/19)
Blocks		
Minutes	3	vs. St. Thomas (12/19/19)

### 2020-21 SEASON HIGHS

Points	
FG Made	
FG Att.	
3-Pt. FG	
3-Pt. Att.	
Free Throws	
Free Throw Att.	
Rebounds	
Assists	
Steals	
Blocks	
Minutes	

### MISCELLANEOUS STATS

CATEGORY	2020-21	CAREER
Double-Figure Scoring	-	-
Double-Figure Rebounds	-	-
Double-Figure Assists	-	-
Double-Doubles	-	-
Led Rice in Scoring	-	-
Led Rice in Rebounding	-	-
Led Rice in Assists	-	-

### 2019-20 (FRESHMAN)

- Saw first career action at Arkansas (11/5), playing two minutes.
- Recorded one assist vs. Wayland Baptist (11/10).
- Had first career rebound and steal vs. St. Thomas (12/19).
- Played one minute against Charlotte (2/15).



### MYERS' GAME-BY-GAME STATISTICS

Opponent	Date	GS	Min	FG	FGA	Pct	3FG	3FGA	Pct	FT	FTA	Pct	Off	Def	Tot	PF	FO	A	TO	B	S	Pts	
at Incarnate Word	11/27																						DNP
vs. Our Lady of the Lake	11/28																						DNP
LeTourneau	12/3																						DNP
at Houston Baptist	12/5																						DNP
New Mexico	12/13																						
Houston Baptist	12/15																						
at Sam Houston State	12/19																						
Incarnate Word	12/21																						
UTSA	1/1																						
UTSA	1/2																						
at UTEP	1/8																						
at UTEP	1/9																						
Old Dominion	1/15																						
Old Dominion	1/16																						
at UAB	1/22																						
at UAB	1/23																						
North Texas	1/27 or 28																						
at North Texas	1/30																						
Southern Miss	2/5																						
Southern Miss	2/6																						
at WKU	2/12																						
at WKU	2/13																						
Marshall	2/19																						
Marshall	2/20																						
at Louisiana Tech	2/26																						
at Louisiana Tech	2/27																						

### MYERS' CAREER STATS

YEAR	GP-GS	MIN/AVG	FG-FGA	PCT	3FG-FGA	PCT	FT-FTA	PCT	OFF-DEF	TOT	AVG	PF-FO	AST	TO	BLK	STL	PTS	AVG
2019-20	4-0	7/1.8	0-0	.000	0-0	.000	0-0	.000	0-1	1	0.3	1-0	1	1	0	1	0	0.0
2020-21																		
<b>TOTAL</b>	<b>4-0</b>	<b>7/1.8</b>	<b>0-0</b>	<b>.000</b>	<b>0-0</b>	<b>.000</b>	<b>0-0</b>	<b>.000</b>	<b>0-1</b>	<b>1</b>	<b>0.3</b>	<b>1-0</b>	<b>1</b>	<b>1</b>	<b>0</b>	<b>1</b>	<b>0</b>	<b>0.0</b>



## MAX FIEDLER

F • 6-10 • 235 • So.  
 Indialantic, Fla. • Melbourne HS

### CAREER HIGHS

Points	16	vs. LeTourneau (12/3/20)
FG Made	8	vs. LeTourneau (12/3/20)
FG Att.	11	vs. LeTourneau (12/3/20)
3-Pt. FG	N/A	
3-Pt. Att.	1	4x, last at Houston Baptist (12/5/20)
Free Throws	6	vs. Our Lady of the Lake (11/28/20)
Free Throw Att.	7	vs. Our Lady of the Lake (11/28/20)
Rebounds	13	at Incarnate Word (11/27/20)
Assists	4	2x, last vs. LeTourneau (12/3/20)
Steals	2	at Houston Baptist (12/5/20)
Blocks	3	vs. Penn (11/9/19)
Minutes	29	at Incarnate Word (11/27/20)

### 2020-21 SEASON HIGHS

Points	16	vs. LeTourneau (12/3/20)
FG Made	8	vs. LeTourneau (12/3/20)
FG Att.	11	vs. LeTourneau (12/3/20)
3-Pt. FG	N/A	
3-Pt. Att.	1	3x, last at Houston Baptist (12/5/20)
Free Throws	6	vs. Our Lady of the Lake (11/28/20)
Free Throw Att.	7	vs. Our Lady of the Lake (11/28/20)
Rebounds	13	at Incarnate Word (11/27/20)
Assists	4	2x, last vs. LeTourneau (12/3/20)
Steals	2	at Houston Baptist (12/5/20)
Blocks	1	2x, last vs. Our Lady of the Lake (11/28/20)
Minutes	29	at Incarnate Word (11/27/20)

### MISCELLANEOUS STATS

CATEGORY	2020-21	CAREER
Double-Figure Scoring	4	4
Double-Figure Rebounds	3	6
Double-Figure Assists	-	-
Double-Doubles	3	3
Led Rice in Scoring	1	1
Led Rice in Rebounding	2	6
Led Rice in Assists	2	3

### 2020-21 (SOPHOMORE)

- Recorded first career double-double in the season opener at Incarnate Word (11/27) with career-highs of 14 points and 13 rebounds.
- Had 12 points and 10 rebounds against Our Lady of the Lake (11/27).
- Scored a career high 16 points while leading the team with 11 rebounds and four assists versus LeTourneau (12/3).
- Became the first player to record double-doubles in the season's first three games since Arsalan Kazemi in 2010-11.
- Scored 10 points and had two steals at Houston Baptist (12/5).



### FIEDLER'S GAME-BY-GAME STATISTICS

Opponent	Date	GS	Min	FG	FGA	Pct	3FG	3FGA	Pct	FT	FTA	Pct	Off	Def	Tot	PF	FO	A	TO	B	S	Pts
at Incarnate Word	11/27	*	29	6	9	.667	0	0	.000	2	4	.500	3	10	13	3	0	4	3	1	1	14
vs. Our Lady of the Lake	11/28	*	19	3	6	.500	0	1	.000	6	7	.667	3	7	10	1	0	3	1	1	0	12
LeTourneau	12/3	*	21	8	11	.727	0	1	.000	0	0	.000	5	6	11	0	0	4	3	0	0	16
at Houston Baptist	12/5	*	24	5	8	.625	0	1	.000	0	1	.000	1	3	4	4	0	3	2	0	2	10
New Mexico	12/13																					
Houston Baptist	12/15																					
at Sam Houston State	12/19																					
Incarnate Word	12/21																					
UTSA	1/1																					
UTSA	1/2																					
at UTEP	1/8																					
at UTEP	1/9																					
Old Dominion	1/15																					
Old Dominion	1/16																					
at UAB	1/22																					
at UAB	1/23																					
North Texas	1/27 or 28																					
at North Texas	1/30																					
Southern Miss	2/5																					
Southern Miss	2/6																					
at WKU	2/12																					
at WKU	2/13																					
Marshall	2/19																					
Marshall	2/20																					
at Louisiana Tech	2/26																					
at Louisiana Tech	2/27																					

### FIEDLER'S CAREER STATS

YEAR	GP-GS	MIN/AVG	FG-FGA	PCT	3FG-FGA	PCT	FT-FTA	PCT	OFF-DEF	TOT	AVG	PF-FO	AST	TO	BLK	STL	PTS	AVG
2019-20	20-7	248/12.4	24-43	.558	0-1	.000	5-8	.625	23-59	82	4.1	33-1	13	17	13	6	53	2.7
2020-21	4-4	93/23.3	22-34	.647	0-3	.000	8-12	.667	12-26	38	9.5	8-0	14	9	2	3	52	13.0
TOTAL	24-11	341/14.2	46-77	.597	0-4	.000	13-20	.650	35-85	120	5.0	41-1	27	26	15	9	105	4.4





## TRE CLARK

G • 6-5 • 205 • Gr.  
Palmetto, Fla. • Furman

### CAREER HIGHS

Points	14	vs. LeTourneau (12/3/20)
FG Made	6	2x, last vs. LeTourneau (12/3/20)
FG Att.	11	at VMI (1/10/19)
3-Pt. FG	2	2x, last vs. The Citadel (1/5/19)
3-Pt. Att.	4	2x, last at VMI (1/10/19)
Free Throws	3	vs. Trinity Baptist (11/19/16)
Free Throw Att.	6	vs. Trinity Baptist (11/19/16)
Rebounds	14	at Our Lady of the Lake (11/28/20)
Assists	4	5x, last vs. Samford (1/22/20)
Steals	4	2x, last vs. The Citadel (1/5/19)
Blocks	2	5x, last at Houston Baptist (12/5/20)
Minutes	27	at Gardner-Webb (11/5/19)

### 2020-21 SEASON HIGHS

Points	14	vs. LeTourneau (12/3/20)
FG Made	6	vs. LeTourneau (12/3/20)
FG Att.	9	vs. LeTourneau (12/3/20)
3-Pt. FG	1	vs. LeTourneau (12/3/20)
3-Pt. Att.	2	vs. LeTourneau (12/3/20)
Free Throws	1	2x, last vs. LeTourneau (12/3/20)
Free Throw Att.	2	3x, last vs. LeTourneau (12/3/20)
Rebounds	14	at Our Lady of the Lake (11/28/20)
Assists	3	2x, last at Houston Baptist (12/5/20)
Steals	3	at Our Lady of the Lake (11/28/20)
Blocks	2	at Houston Baptist (12/5/20)
Minutes	23	at Houston Baptist (12/5/20)

### MISCELLANEOUS STATS

CATEGORY	2020-21	CAREER
Double-Figure Scoring	1	6
Double-Figure Rebounds	1	1
Double-Figure Assists	-	-
Double-Doubles	-	-
Led Rice in Scoring	-	-
Led Rice in Rebounding	2	2
Led Rice in Assists	-	-

### 2020-21 (GRADUATE)

- Grabbed a career-high 14 rebounds against Our Lady of the Lake (11/28).
- Scored a career-high 14 points with four rebounds and three assists versus LeTourneau (12/3).
- Pulled down a game-high six rebounds at Houston Baptist (12/5).



### CLARK'S GAME-BY-GAME STATISTICS

Opponent	Date	GS	Min	FG	FGA	Pct	3FG	3FGA	Pct	FT	FTA	Pct	Off	Def	Tot	PF	FO	A	TO	B	S	Pts
at Incarnate Word	11/27	*	22	3	5	.600	0	1	.000	0	2	.000	3	3	6	3	0	2	5	1	3	6
vs. Our Lady of the Lake	11/28	*	22	3	7	.429	0	1	.000	1	2	.500	5	9	14	1	0	2	4	0	0	7
LeTourneau	12/3	*	19	6	9	.667	1	2	.500	1	2	.500	1	3	4	2	0	3	0	0	1	14
at Houston Baptist	12/5	*	23	1	4	.250	0	1	.000	0	0	.000	4	2	6	2	0	3	1	2	0	2
New Mexico	12/13																					
Houston Baptist	12/15																					
at Sam Houston State	12/19																					
Incarnate Word	12/21																					
UTSA	1/1																					
UTSA	1/2																					
at UTEP	1/8																					
at UTEP	1/9																					
Old Dominion	1/15																					
Old Dominion	1/16																					
at UAB	1/22																					
at UAB	1/23																					
North Texas	1/27 or 28																					
at North Texas	1/30																					
Southern Miss	2/5																					
Southern Miss	2/6																					
at WKU	2/12																					
at WKU	2/13																					
Marshall	2/19																					
Marshall	2/20																					
at Louisiana Tech	2/26																					
at Louisiana Tech	2/27																					

### CLARK'S CAREER STATS

YEAR	GP-GS	MIN/AVG	FG-FGA	PCT	3FG-FGA	PCT	FT-FTA	PCT	OFF-DEF	TOT	AVG	PF-FO	AST	TO	BLK	STL	PTS	AVG
2016-17*	23-0	173/7.5	9-36	.250	0-7	.000	9-22	.409	10-21	31	1.3	12-0	17	20	5	4	27	1.2
2017-18*																		
REDSHIRTED																		
2018-19*	33-1	453/13.7	52-109	.477	10-34	.294	14-36	.389	28-56	84	2.5	46-1	36	42	11	30	128	3.9
2019-20*	30-0	567/18.9	42-97	.433	0-13	.000	16-43	.372	36-65	101	3.4	55-1	38	18	14	32	100	3.3
2020-21	4-4	86/21.5	13-25	.520	1-5	.200	2-6	.333	13-17	30	7.5	8-0	10	10	3	4	29	7.3
<b>TOTAL</b>	<b>90-5</b>	<b>1279/14.2</b>	<b>116-267</b>	<b>.434</b>	<b>11-59</b>	<b>.186</b>	<b>41-107</b>	<b>.383</b>	<b>87-159</b>	<b>216</b>	<b>2.4</b>	<b>121-2</b>	<b>101</b>	<b>90</b>	<b>33</b>	<b>70</b>	<b>284</b>	<b>3.2</b>

\*stats from Furman





## CHRIS MULLINS

G • 6-3 • 190 • Jr.  
Grand Prairie, Texas • Mansfield Timberview HS

### CAREER HIGHS

Points	24	vs. St. Edward's (12/13/18)
FG Made	7	2x, last at UTRGV (12/18/18)
FG Att.	16	2x, last at UTEP (2/23/19)
3-Pt. FG	4	vs. FIU (1/11/20)
3-Pt. Att.	6	3x, last at Florida Atlantic (2/16/19)
Free Throws	10	at UTEP (2/23/19)
Free Throw Att.	13	at UTEP (2/23/19)
Rebounds	8	2x, last at Charlotte (3/6/19)
Assists	6	2x, last at UTEP (2/23/19)
Steals	5	at Penn (11/9/18)
Blocks	1	6x, last at WKU (1/4/20)
Minutes	40	vs. UC Santa Barbara (12/15/18)

### 2020-21 SEASON HIGHS

Points	15	at Incarnate Word (11/27/20)
FG Made	6	2x, last vs. LeTourneau (12/3/20)
FG Att.	11	2x, last vs. LeTourneau (12/3/20)
3-Pt. FG	1	3x, last at Houston Baptist (12/5/20)
3-Pt. Att.	3	3x, last at Houston Baptist (12/5/20)
Free Throws	4	at Houston Baptist (12/5/20)
Free Throw Att.	4	at Houston Baptist (12/5/20)
Rebounds	5	2x, last vs. LeTourneau (12/3/20)
Assists	4	vs. Our Lady of the Lake (11/28/20)
Steals	3	at Incarnate Word (11/27/20)
Blocks	N/A	
Minutes	31	at Incarnate Word (11/27/20)

### MISCELLANEOUS STATS

CATEGORY	2020-21	CAREER
Double-Figure Scoring	3	34
Double-Figure Rebounds	-	-
Double-Figure Assists	-	-
Double-Doubles	-	-
Led Rice in Scoring	2	12
Led Rice in Rebounding	-	4
Led Rice in Assists	1	15

### 2020-21 (JUNIOR)

- Scored 15 points and grabbed five rebounds at Incarnate Word (11/27).
- Had 11 points and a team-high four assists against Our Lady of the Lake (11/28).
- Scored 13 points and had five rebounds versus LeTourneau (12/3).



### MULLINS' GAME-BY-GAME STATISTICS

Opponent	Date	GS	Min	FG	FGA	Pct	3FG	3FGA	Pct	FT	FTA	Pct	Off	Def	Tot	PF	FO	A	TO	B	S	Pts
at Incarnate Word	11/27	*	31	6	11	.545	0	3	.000	3	3	1.000	1	4	5	2	0	3	1	0	3	15
vs. Our Lady of the Lake	11/28	*	22	4	9	.444	1	2	.500	2	2	1.000	1	0	1	3	0	4	1	0	2	11
LeTourneau	12/3	*	23	6	11	.545	1	3	.333	0	0	.000	1	4	5	1	0	2	2	0	0	13
at Houston Baptist	12/5	*	27	2	10	.200	1	3	.333	4	4	1.000	0	2	2	2	0	0	1	0	1	9
New Mexico	12/13																					
Houston Baptist	12/15																					
at Sam Houston State	12/19																					
Incarnate Word	12/21																					
UTSA	1/1																					
UTSA	1/2																					
at UTEP	1/8																					
at UTEP	1/9																					
Old Dominion	1/15																					
Old Dominion	1/16																					
at UAB	1/22																					
at UAB	1/23																					
North Texas	1/27 or 28																					
at North Texas	1/30																					
Southern Miss	2/5																					
Southern Miss	2/6																					
at WKU	2/12																					
at WKU	2/13																					
Marshall	2/19																					
Marshall	2/20																					
at Louisiana Tech	2/26																					
at Louisiana Tech	2/27																					

### MULLINS' CAREER STATS

YEAR	GP-GS	MIN/AVG	FG-FGA	PCT	3FG-FGA	PCT	FT-FTA	PCT	OFF-DEF	TOT	AVG	PF-FO	AST	TO	BLK	STL	PTS	AVG
2018-19	32-22	921/28.8	123-316	.389	29-96	.302	108-150	.720	25-66	91	2.8	68-0	85	76	3	38	383	12.0
2019-20	32-31	765/23.9	74-209	.354	18-84	.214	68-96	.708	23-61	84	2.6	56-0	42	59	5	16	234	7.3
2020-21	4-4	103/25.8	18-41	.439	3-11	.273	9-9	1.000	3-10	13	3.3	8-0	9	5	0	6	48	12.0
<b>TOTAL</b>	<b>68-57</b>	<b>1789/26.3</b>	<b>215-566</b>	<b>.380</b>	<b>50-191</b>	<b>.262</b>	<b>185-255</b>	<b>.725</b>	<b>51-137</b>	<b>188</b>	<b>2.8</b>	<b>132-0</b>	<b>136</b>	<b>140</b>	<b>8</b>	<b>60</b>	<b>665</b>	<b>9.8</b>



## 34 MYLYJAEEL POTEAT

F • 6-9 • 260 • Fr.  
Reidsville, N.C. • The Burlington School

### CAREER HIGHS

Points	
FG Made	
FG Att.	
3-Pt. FG	
3-Pt. Att.	
Free Throws	
Free Throw Att.	
Rebounds	
Assists	
Steals	
Blocks	
Minutes	

### 2020-21 SEASON HIGHS

Points	
FG Made	
FG Att.	
3-Pt. FG	
3-Pt. Att.	
Free Throws	
Free Throw Att.	
Rebounds	
Assists	
Steals	
Blocks	
Minutes	

### MISCELLANEOUS STATS

CATEGORY	2020-21	CAREER
Double-Figure Scoring	-	-
Double-Figure Rebounds	-	-
Double-Figure Assists	-	-
Double-Doubles	-	-
Led Rice in Scoring	-	-
Led Rice in Rebounding	-	-
Led Rice in Assists	-	-

### THE BURLINGTON SCHOOL

Led The Burlington School to a 25-7 record and a Class 1-A state runner-up finish ... averaged a double-double with 16.7 points per game and 10 rebounds per game ... also added three assists per game ... named the Times-News All-Region Player of the Year ... NCISAA All-State ... Mid-Carolina Conference Player of the Year ... as a junior, led the Spartans to a 24-7 record last year, including a perfect 10-0 record in the Mid-Carolina Conference ... named All-Mid Carolina Conference and All-Region ... named to the John Wall All-Bracket Team.



### POTEAT'S GAME-BY-GAME STATISTICS

Opponent	Date	GS	Min	FG	FGA	Pct	3FG	3FGA	Pct	FT	FTA	Pct	Off	Def	Tot	PF	FO	A	TO	B	S	Pts	
at Incarnate Word	11/27																						DNP
vs. Our Lady of the Lake	11/28																						DNP
LeTourneau	12/3																						DNP
at Houston Baptist	12/5																						DNP
New Mexico	12/13																						
Houston Baptist	12/15																						
at Sam Houston State	12/19																						
Incarnate Word	12/21																						
UTSA	1/1																						
UTSA	1/2																						
at UTEP	1/8																						
at UTEP	1/9																						
Old Dominion	1/15																						
Old Dominion	1/16																						
at UAB	1/22																						
at UAB	1/23																						
North Texas	1/27 or 28																						
at North Texas	1/30																						
Southern Miss	2/5																						
Southern Miss	2/6																						
at WKU	2/12																						
at WKU	2/13																						
Marshall	2/19																						
Marshall	2/20																						
at Louisiana Tech	2/26																						
at Louisiana Tech	2/27																						

### POTEAT'S CAREER STATS

YEAR	GP-GS	MIN/AVG	FG-FGA	PCT	3FG-FGA	PCT	FT-FTA	PCT	OFF-DEF	TOT	AVG	PF-FO	AST	TO	BLK	STL	PTS	AVG	
2020-21																			
TOTAL																			



## EGE HAVSA

G • 6-5 • 180 • Gr.  
Istanbul, Turkey • Utah Valley State

### CAREER HIGHS

Points	13	vs. LaSalle (2/24/18)
FG Made	6	vs. LaSalle (2/24/18)
FG Att.	9	3x, last at Denver (11/9/19)
3-Pt. FG	4	vs. George Washington (3/1/17)
3-Pt. Att.	5	3x, last vs. Our Lady of the Lake (11/28/20)
Free Throws	4	vs. Rhode Island (1/24/18)
Free Throw Att.	6	at Duquesne (2/10/18)
Rebounds	6	2x, last vs. Our Lady of the Lake (11/28/20)
Assists	8	3x, last vs. Westminster (11/5/19)
Steals	4	vs. George Mason (3/9/17)
Blocks	1	7x, last vs. Seattle (2/8/20)
Minutes	40	5x, last vs. George Washington (3/7/18)

### 2020-21 SEASON HIGHS

Points	11	at Houston Baptist (12/5/20)
FG Made	5	at Houston Baptist (12/5/20)
FG Att.	7	vs. Our Lady of the Lake (11/28/20)
3-Pt. FG	3	vs. Our Lady of the Lake (11/28/20)
3-Pt. Att.	5	vs. Our Lady of the Lake (11/28/20)
Free Throws	2	vs. LeTourneau (12/3/20)
Free Throw Att.	2	vs. LeTourneau (12/3/20)
Rebounds	6	vs. Our Lady of the Lake (11/28/20)
Assists	5	at Houston Baptist (12/5/20)
Steals	3	at Houston Baptist (12/5/20)
Blocks	N/A	
Minutes	26	at Houston Baptist (12/5/20)

### MISCELLANEOUS STATS

CATEGORY	2020-21	CAREER
Double-Figure Scoring	1	1
Double-Figure Rebounds	-	-
Double-Figure Assists	-	-
Double-Doubles	-	-
Led Rice in Scoring	-	-
Led Rice in Rebounding	-	-
Led Rice in Assists	-	-

### 2020-21 (GRADUATE)

- Scored nine points and three three-pointers tied a career-high with six rebounds against Our Lady of the Lake (11/28).
- Set season-highs with 11 points, five assists, three steals and 26 minutes at Houston Baptist (12/5).



### HAVSA'S GAME-BY-GAME STATISTICS

Opponent	Date	GS	Min	FG	FGA	Pct	3FG	3FGA	Pct	FT	FTA	Pct	Off	Def	Tot	PF	FO	A	TO	B	S	Pts
at Incarnate Word	11/27	*	17	1	1	1.000	0	0	.000	0	0	.000	0	2	2	0	0	2	1	0	0	2
vs. Our Lady of the Lake	11/28	*	21	3	7	.429	3	5	.600	0	0	.000	2	4	6	1	0	3	2	0	1	9
LeTourneau	12/3	*	22	1	2	.500	0	1	.000	2	2	1.000	0	1	1	0	0	2	2	0	0	4
at Houston Baptist	12/5	*	26	5	6	.833	1	2	.500	0	0	.000	0	3	3	0	0	5	1	0	3	11
New Mexico	12/13																					
Houston Baptist	12/15																					
at Sam Houston State	12/19																					
Incarnate Word	12/21																					
UTSA	1/1																					
UTSA	1/2																					
at UTEP	1/8																					
at UTEP	1/9																					
Old Dominion	1/15																					
Old Dominion	1/16																					
at UAB	1/22																					
at UAB	1/23																					
North Texas	1/27 or 28																					
at North Texas	1/30																					
Southern Miss	2/5																					
Southern Miss	2/6																					
at WKU	2/12																					
at WKU	2/13																					
Marshall	2/19																					
Marshall	2/20																					
at Louisiana Tech	2/26																					
at Louisiana Tech	2/27																					

### HAVSA'S CAREER STATS

YEAR	GP-GS	MIN/AVG	FG-FGA	PCT	3FG-FGA	PCT	FT-FTA	PCT	OFF-DEF	TOT	AVG	PF-FO	AST	TO	BLK	STL	PTS	AVG
2016-17*	19-1	268/14.1	22-46	.478	8-24	.333	2-4	.500	2-17	19	1.0	21-1	25	19	2	14	54	2.8
2017-18*	30-10	746/24.9	46-102	.451	9-41	.220	19-25	.760	15-42	57	1.9	41-1	93	43	4	27	120	4.0
2018-19																		
SAT OUT DUE TO NCAA TRANSFER RULES																		
2019-20^	24-0	401/16.7	28-62	.452	15-40	.375	5-9	.556	7-32	39	1.6	17-0	46	31	1	10	76	3.2
2020-21	4-4	86/21.5	10-16	.625	4-8	.500	2-2	1.000	2-10	12	3.0	1-0	12	6	0	4	26	6.5
<b>TOTAL</b>	<b>77-15</b>	<b>1501/19.5</b>	<b>106-226</b>	<b>.469</b>	<b>36-113</b>	<b>.319</b>	<b>28-40</b>	<b>.700</b>	<b>26-101</b>	<b>115</b>	<b>1.5</b>	<b>80-2</b>	<b>176</b>	<b>99</b>	<b>7</b>	<b>55</b>	<b>276</b>	<b>3.6</b>

\*stats from Fordham

^stats from Utah Valley State

## 2020-21 COMBINED STATS

### 2020-21 Rice Owl Basketball Rice Combined Team Statistics (as of Dec 09, 2020) All games

RECORD:	OVERALL	HOME	AWAY	NEUTRAL
ALL GAMES	4-0	1-0	2-0	1-0
CONFERENCE	0-0	0-0	0-0	0-0
NON-CONFERENCE	4-0	1-0	2-0	1-0

#	Player	gp-gs	min	avg	Total		3-Point		F-Throw		Rebounds				pf	dq	a	to	blk	stl	pts	avg
					fg-fga	fg%	3fg-fga	3fg%	ft-fa	ft%	off	def	tot	avg								
04	OLIVARI, Quincy	4-0	85	21.3	20-37	.541	11-22	.500	6-7	.857	2	11	13	3.3	6	0	1	5	0	1	57	14.3
03	EVEE, Travis	4-4	112	28.0	18-41	.439	11-30	.367	6-10	.600	3	6	9	2.3	7	0	12	2	0	6	53	13.3
15	FIEDLER, Max	4-4	93	23.3	22-34	.647	0-3	.000	8-12	.667	12	26	38	9.5	8	0	14	9	2	3	52	13.0
24	MULLINS, Chris	4-4	103	25.8	18-41	.439	3-11	.273	9-9	1.000	3	10	13	3.3	8	0	9	5	0	6	48	12.0
00	MOORE, Payton	4-0	66	16.5	10-18	.556	3-8	.375	8-15	.533	5	9	14	3.5	6	0	9	10	1	1	31	7.8
22	CLARK, Tre	4-4	86	21.5	13-25	.520	1-5	.200	2-6	.333	13	17	30	7.5	8	0	10	10	3	4	29	7.3
11	ABERCROMBIE, Riley	4-0	63	15.8	8-27	.296	6-21	.286	5-6	.833	1	12	13	3.3	8	0	2	8	0	2	27	6.8
55	HAVSA, Cavit Ege	4-4	86	21.5	10-16	.625	4-8	.500	2-2	1.000	2	10	12	3.0	1	0	12	6	0	4	26	6.5
05	SHEFFIELD, Cameron	4-0	49	12.3	6-13	.462	2-8	.250	2-4	.500	3	13	16	4.0	4	0	2	2	2	1	16	4.0
02	LIEPPERT, Jake	4-0	43	10.8	3-15	.200	1-9	.111	3-5	.600	2	5	7	1.8	4	0	1	1	0	0	10	2.5
12	MOFFAT, Ben	4-0	14	3.5	1-2	.500	0-1	.000	0-0	.000	1	0	1	0.3	1	0	0	0	0	0	2	0.5
Team											2	12	14				2					
Total.....		4	800		129-269	.480	42-126	.333	51-76	.671	49	131	180	45.0	61	0	72	60	8	28	351	87.8
Opponents.....		4	800		98-244	.402	22-76	.289	37-64	.578	27	111	138	34.5	76	0	42	73	17	28	255	63.8

TEAM STATISTICS	RICE	OPP	Date	Opponent	Score	Att.
SCORING	351	255	^ 11/27/20	at Incarnate Word	w 68-53	0
Points per game	87.8	63.8	^ 11/28/20	vs Our Lady of the Lake	w 103-64	0
Scoring margin	+24.0	-	12/03/20	LETOURNEAU	w 94-74	0
FIELD GOALS-ATT	129-269	98-244	12/05/20	at Houston Baptist	w 86-64	150
Field goal pct	.480	.402				
3 POINT FG-ATT	42-126	22-76				
3-point FG pct	.333	.289				
3-pt FG made per game	10.5	5.5				
FREE THROWS-ATT	51-76	37-64				
Free throw pct	.671	.578				
F-Throws made per game	12.8	9.3				
REBOUNDS	180	138				
Rebounds per game	45.0	34.5				
Rebounding margin	+10.5	-				
ASSISTS	72	42				
Assists per game	18.0	10.5				
TURNOVERS	60	73				
Turnovers per game	15.0	18.3				
Turnover margin	+3.3	-				
Assist/turnover ratio	1.2	0.6				
STEALS	28	28				
Steals per game	7.0	7.0				
BLOCKS	8	17				
Blocks per game	2.0	4.3				
ATTENDANCE	0	150				
Home games-Avg/Game	1-0	2-75				
Neutral site-Avg/Game	-	1-0				

Score by Periods	1st	2nd	Totals
Rice	178	173	351
Opponents	118	137	255



# 2020-21 RICE RADIO/TV CHART



**0**  
**PAYTON MOORE**  
 G • 6-4 • 205 • Jr.  
 Los Angeles, Calif.  
 Santa Monica HS



**1**  
**NOAH HUTCHINS**  
 G • 6-0 • 160 • Fr.  
 Buffalo, N.Y.  
 IMG Academy (Fla.)



**2**  
**JAKE LIEPERT**  
 G • 6-3 • 200 • So.  
 Scottsdale, Ariz.  
 Pima CC



**3**  
**TRAVIS EEEV**  
 G • 6-1 • 165 • So.  
 Randolph, Mass.  
 VMI



**4**  
**QUINCY OLIVARI**  
 G • 6-2 • 190 • So.  
 Atlanta, Ga.  
 Westlake HS



**5**  
**CAMERON SHEFFIELD**  
 G/F • 6-6 • 180 • Fr.  
 Alpharetta, Ga.  
 Chattahoochee HS



**10**  
**MALIK ONDIGO**  
 F • 6-10 • 215 • R-Jr.  
 El Mirage, Ariz.  
 Texas Tech



**11**  
**RILEY ABERCROMBIE**  
 F • 6-9 • 210 • r-So.  
 Wollongong, Australia  
 Boise State



**12**  
**BEN MOFFAT**  
 F • 6-8 • 225 • So.  
 Wichita Falls, Texas  
 Rider HS



**14**  
**REED MYERS**  
 G • 6-0 • 180 • So.  
 Phoenix, Ariz.  
 Scottsdale Christian Academy



**15**  
**MAX FIEDLER**  
 F • 6-10 • 235 • So.  
 Indialantic, Fla.  
 Melbourne HS



**22**  
**TRE CLARK**  
 G • 6-5 • 205 • Gr.  
 Palmetto, Fla.  
 Furman



**24**  
**CHRIS MULLINS**  
 G • 6-3 • 190 • Jr.  
 Grand Prairie, Texas  
 Mansfield Timberview HS



**34**  
**MYLYJAEEL POTEAT**  
 F • 6-9 • 260 • Fr.  
 Reidsville, N.C.  
 The Burlington School



**55**  
**EGE HAVSAG**  
 G • 6-5 • 180 • Gr.  
 Istanbul, Turkey  
 Utah Valley State



**SCOTT PERA**  
 Head Coach  
 4th Season  
 Penn State, 1989



**VINCE ALEXANDER**  
 Assistant Coach  
 2nd Season  
 Oklahoma Baptist, 1989



**DEREK GLASSER**  
 Assistant Coach  
 1st Season  
 Arizona State, 2010



**VAN GREEN**  
 Assistant Coach  
 3rd Season  
 Columbia, 2014