



THE UNIVERSITY OF NEW MEXICO

2020-21 MEN'S BASKETBALL

15 NCAA Tournament Appearances
WAC Champions: 1964, 1968, 1974, 1978, 1993, 1994, 1996
Six Mountain West Tournament Championships:
2005, 2009, 2010, 2012, 2013, 2014

2020-21 SCHEDULE

DATE	OPPONENT	TV	TIME (MT)
Dec. 13	at Rice	CUSATV	W, 72-61
Dec. 15	vs. OLLU	YouTube	W, 104,65
Dec. 17	vs. LeTourneau	YouTube	W, 90-58
Dec. 21	at Boise State*	FS1	L, 53-77
Dec. 23	at Boise State*	CBSSN	L, 52-89
Dec. 31	Nevada*	FS1	7 p.m.
Jan. 2	Nevada*	CBSSN	8 p.m.
Jan. 6	Utah State*	CBSSN	8 p.m.
Jan. 8	Utah State*	FS1	9 p.m.
Jan. 16	at UNLV*	CBSSN	TBA
Jan. 18	at UNLV*	FS1	TBA
Jan. 21	San José State*	TBA	TBA
Jan. 23	San José State*	TBA	TBA
Jan. 28	at Fresno State*	CBSSN	9 p.m.
Jan. 30	at Fresno State*	MWN	5 p.m.
Feb. 3	San Diego State*	FS1	TBA
Feb. 5	San Diego State*	CBSSN	7 p.m.
Feb. 9	at Colorado State*	FS1	TBA
Feb. 11	at Colorado State*	CBSSN	TBA
Feb. 17	Wyoming*	TBA	TBA
Feb. 19	Wyoming*	CBSSN	TBA
Feb. 22	at Air Force*	TBA	TBA
Feb. 24	at Air Force*	TBA	TBA

2021 MW Championship (Hosted by UNLV)

March 10	First Round	TBA	TBA
March 11	Quarterfinals	TBA	TBA
March 12	Semifinals	TBA	TBA
March 13	Championship	TBA	TBA

Bold denotes home game at The Pit (15,411)

italics denotes tournament

*denotes Mountain West game

Game times listed are Mountain Time and subject to change

MW Series 2: New Mexico vs Nevada



New Mexico Lobos

Record 3-2, 0-2 MW
Conference Mountain West
Head Coach Paul Weir (York, '04)
Record at UNM 55-49 (Fourth Season)
Career Record 83-55 (Fifth Season)



Nevada Wolf Pack

Record 6-3, 1-1 MW
Conference Mountain West
Head Coach Steve Alford (Indiana, '87)
Record at Nevada 25-15 (2nd Season)
Career Record 612-313 (30th Season)

Media Information

Location: Rip Griffin Center
..... Lubbock, Texas
Capacity: 1,950
Radio: 96.3 KKOB
..... Lobo Radio Network
Play-By-Play: Robert Portnoy
Analyst: Hunter Greene
Live Stats: StatBroadcast

GAME 1 - THURSDAY, DEC. 31

Tipoff: 7:05 p.m. MT / 8:05 p.m. CT
TV: FS1
Play by Play: Dave Barnett
Analyst: Richie Schueler

GAME 2 - SATURDAY, JAN. 2

Tipoff: 8:05 p.m. MT / 9:05 p.m. CT
TV: CBS Sports Network
Play by Play: Alex Del Barrio
Analyst: Tim Doyle

Notes last updated: December 30, 2020

ABOUT THE MATCHUP

- The Lobos enter their second series coming off of a sweep by Boise State in Boise before Christmas.
- This series will mark the first games the Lobos will play at "home" as UNM has found a temporary home in Rip Griffin Center at Lubbock Christian University.
- Nevada enters the series 6-3 overall, 1-1 in conference play after falling to Air Force by a narrow two points at home in Reno.
- Wolf Pack wins include a 17-point win over Air Force in game one of their series, as well as non-conference victories over Nebraska (69-66), Pacific (70-58), North Dakota State (62-48) and San Diego (79-72).
- Nevada leads the all-time series over New Mexico 8-7 with the Wolf Pack claiming seven of the last eight contests.
- Nevada has won the last three straight games in the series.
- Last time UNM claimed a victory over Nevada was on the now-infamous night of Jan. 5, 2019 when UNM pulled off a stunning 85-58 upset over then-ranked No. 5/6 Nevada wearing special gold "We Are New Mexico" uniforms. Fans stormed the court in The Pit as UNM registered its largest victory over a top-10 ranked team in program history (27 points) and snapped Nevada's undefeated, 14-win streak. The Wolf Pack ended 29-5 that season with an NCAA berth.
- Last season, former UNM head coaches Steve Alford and Craig Neal took the reins of the Wolf Pack and topped UNM twice: 96-74 in Reno and 88-74 in The Pit.
- The Lobos are led by two players scoring in double figures including senior Makuach Maluach (15.2 points per game) and junior Rod Brown (10.0 points per game). Maluach is also leading the squad in rebounding with 7.4 boards per game.
- Nevada has three players averaging double digits including sophomore Grant Sherfield (15.7), junior Desmond Cambridge (14.4) and sophomore Zane Meeks (10.9). Meeks leads the Wolf Pack on the glass with 6.6 rebounds per game.

POSSIBLE STARTERS (BASED ON LAST GAME)

Pos.	No.	Name	PPG	RPG	APG
PG	11	Jeremiah Francis III	3.8	2.0	2.0
G	2	Saquan Singleton	7.4	5.4	2.6
G/F	10	Makuach Maluach	15.2	7.4	1.0
F	5	Rod Brown	10.0	4.8	1.0
F	1	Bayron Matos	8.2	4.8	0.8



Francis III



Singleton



Maluach



Brown



Matos

Chelsea Pitvorec | Associate Director of Athletic Communications
Email: cpitvorec@unm.edu | Cell: 352-422-2875

BY THE NUMBERS (MW)

Updated as of 12/29/2020

Statistic	All Games - MW	MW Games
Scoring:	74.2 ppg - 4th	52.5 ppg - 8th
Scoring Defense:	70.0 ppg - 8th	83.0 ppg - 7th
Scoring Margin:	+4.2 - 8th	-30.5 - 7th
Field Goal %:	.442 - 7th	.336 - 7th
Def. Field Goal %:	.421 - 7th	.589 - 8th
3-Point FG %:	.289 - 10th	.250 - 5th
Def. 3-Point FG %:	.347 - 8th	.432 - 8th
Free Throw %:	.610 - 10th	.625 - 5th
Rebounding Off.:	46.2 rpg - 1st	27.5 rpg - 7th
Rebounding Def.:	30.8 rpg - 1st	35.5 rpg - 5th
Reb. Margin:	+15.4 rpg - 1st	-8.0 rpg - 6th
Assists:	12.0 apg - 8th	5.5 apg - 8th
Turnover Margin:	-1.8 - 10th	-3.0 - 6th
Asst/TO Ratio:	0.8 A/TO - 9th	0.4 A/TO - 7th
Steals:	5.6 spg - 9th	3.5 spg - 8th
Blocks:	3.8 bpg - 4th	1.5 bpg - 6th

KENPOM.COM

Category	Offense	Defense	D-I Avg
Adj. Efficiency	98.3 217	104.6 255	100.7
Adj. Tempo	71.1 121		70.2
Avg. Poss. Length	17.8 262	17.1 188	16.9
Four Factors			
Effective FG%	40.3 321	59.2 316	49.8
Turnover %:	22.4 261	19.5 165	19.6
Off. Reb. %:	34.8 38	28.9 195	28.2
FTA/FGA:	30.1 221	26.8 64	33.0
Miscellaneous Components			
3P%:	24.4 319	40.3 309	33.3
2P%:	41.5 311	58.3 315	49.7
FT%:	66.0 256	62.2 25	69.7
Block%:	6.7 70	6.2 251	8.8
Steal%:	11.2 290	6.3 298	9.1
Non-Stl TO%:	11.2 205	13.2 44	10.6
Style Components			
3PA/FGA:	23.3 329	42.9 269	37.6
A/FGM:	34.8 329	62.4 307	52.4
Point Distribution (% of total points)			
3-Pointers:	16.9 326	38.3 32	30.6
2-Pointers:	63.3 5	49.3 191	50.6
Free Throws:	19.8 137	12.3 321	18.8
Strength of Schedule			
Components:	104.8 68	96.5 45	100.7
Overall:	+8.23 58		0.00
Non-conference:	-4.67 256		0.00
Personnel			
Bench Minutes:	39.5% 23		30.8%
Experience:	1.48 yrs 253		1.75
Minutes Continuity:	22.2% 300		45.6%
Average Height:	77.7" 60		76.9"
2-Foul Participation:	34.5% 75		22.8%

LAST TIME OUT

After kicking off the season with a three-win streak, UNM dropped its series to Boise State on Dec. 21 and Dec. 23 in Boise by an average of 30.5 points. The Lobos took on the Broncos, which were picked to finish second this season in the Mountain West, after having competed against just one NCAA Division I team in Rice.

In game one of the series, both teams shot 5-for-15 from behind the arc despite UNM being outshot 57.7-33.9 percent from the floor. Senior Makuach Maluach led UNM with 13 points. In game two, UNM failed to have a player reach double figures for the first time since Jan. 6, 2015 against San Diego State.

COACHING CONNECTIONS

Current Wolf Pack head coach Steve Alford and associate head coach Craig Neal both served as head coaches at New Mexico prior to arriving at Nevada. Alford was at UNM from 2007-13 and finished his UNM career 155-52 (.749) while Neal, who served on Alford's staff, was the head coach that immediately preceded Weir from 2013-17. His final UNM record was 76-52 (.594).

Current Lobo head coach Paul Weir worked with both Alford and Neal when the trio was at Iowa together. Alford coached at Iowa from 1999-07, joined by Neal from 2004-07. Weir served on the staff for two seasons from 2005-07.

OLD FRIENDS

Lobo junior Rod Brown, who arrived to UNM after transferring from Wichita State, by way of Pearl River CC, will see a familiar face on the other bench this week. Nevada's leading scorer, transfer Grant Sherfield and Brown were on the roster together while at Wichita State.

LOBOS ON NEW YEAR'S EVE

UNM has played on New Year's Eve just seven times in program history. UNM is 4-3 overall on Dec.

31 including a 3-1 mark over their last four New Year's Eve contests.

Thursday's game will mark the second New Year's Eve game in program history actually IN Lubbock as UNM fell to Texas Tech 57-52 on Dec. 31, 1951.

REBOUND RECORD

UNM broke a 58-year-old rebounding record on Dec. 17 against LeTourneau as the Lobos racked up 79 boards. The previous record of 78 was set on Dec. 15, 1962 against Cal State-Los Angeles.

MALUACH IN THE CLUB

Senior Makuach Maluach is officially in the UNM 1,000-point club after hitting his 1,000th and 1,001st career points on a layup and the first basket of the game for UNM against LeTourneau Dec. 17.

So far this season, Maluach has totaled 1,035 career points and now ranks 30th in program scoring history. In UNM's series against Boise State, he passed former Lobo great Ira Harge (1,016). So far this season, he has also passed Hugh Greenwood (1,006), Ron Becker (1,010), Alex Kirk (1,010) and Rob Loeffel (1,011).

1,000-POINT, 500-REBOUND WATCH

While senior Makuach Maluach is now a member of the exclusive UNM 1,000-point club, he is also on the verge of entering into an even more exclusive club, that of the 1,000-point scorers and 500-rebounders.

Only 18 players in UNM program history have achieved the feat. Maluach currently posts 382 career rebounds and is just 118 away from 500.

61 STRAIGHT STARTS

Senior Makuach Maluach has started 61 straight games heading into the Nevada series. He has also surpassed 100 career games and has now played in 104 games.

STATS STACK UP

STATISTIC	UNM	NEV
Scoring Offense	74.2	71.4
Scoring Defense	70.0	67.2
Scoring Margin	+4.2	+4.2
Field Goal Pct.	.442	.444
Field Goal Pct. Def.	.421	.393
3-Point FG Pct.	.289	.335
3-Point FG Pct. Def.	.347	.317
Free Throw Pct.	.610	.709
Rebounds per Game	46.2	38.6
Rebound Margin	+15.4	+4.7
Steals per game	5.6	5.2
Blocks per game	3.8	3.0
Assists per game	12.0	14.4
Turnovers per game	15.0	14.2
Turnover Margin	-1.8	-1.7
Assist/Turnover Ratio	0.8	1.0

THE MORE THE MERRIER

So far in five games, UNM has had at least 15 players see the court in four of them.

SENIOR STEP-UP

Senior Makuach Maluach has always been a force for the Lobos, but not always as the leading man. So far this season, Maluach has stepped into the spotlight to lead UNM consistently since the start of 2020-21. Maluach has led the Lobos in scoring in four of their five games this season after doing so just 10 times in his career prior to this season. In his 104-game career, Maluach has led UNM in scoring in just 14 contests.

In addition, Maluach has posted just four 10+ rebound games in his career, two of

which have been this season, while he has also only collected four career double-doubles, two of which have already come in the Lobos' first five games of 2020-21.

QUICK TURNAROUND TO PREP FOR MW

The first three Lobo games of the season were scheduled just one day apart in preparation for conference play. Due to the COVID-19 pandemic, the Mountain West has released a new conference schedule that consists of two-game series' played one day apart throughout the rest of the season to cut down on travel.

MALUACH'S 100TH GAME

Senior Makuach Maluach registered his 100th career game on Sunday, Dec. 13 at Rice. Maluach is the only four-year Lobo on the squad and has been a member of the UNM team since HC Paul Weir's first season.

PERSONNEL UPDATE

Lobo seven-footer Assane Ndiaye has yet to play this season. He has been sitting out due to COVID-19-related reasons. His estimated date of return is not yet known.

ABOUT THE 2020-21 LOBOS

The 2020-21 Lobos return six letterwinners including just one starter in senior Makuach Maluach. Maluach, the only four-year Lobo on the squad, has been a prominent feature for UNM since Head Coach Paul Weir's arrival four seasons ago and finished the 2019-20 season with his 56th consecutive

USA TODAY COACHES POLL

No.	School	As of 12/28/2020	Record	Pts.	1st	Prev.	Chg.	H/L
1	Gonzaga	7-0	797	29	1	—	—	1/2
2	Baylor	6-0	771	3	2	—	—	1/2
3	Villanova	8-1	698	0	3	—	—	3/6
4	Kansas	8-1	674	0	4	—	—	4/5
5	Houston	7-0	636	0	7	2	—	5/18
6	Tennessee	6-0	612	0	8	2	—	6/16
7	Wisconsin	8-1	576	0	9	2	—	7/13
8	West Virginia	7-2	543	0	6	-2	—	6/15
9	Texas	7-1	526	0	10	1	—	9/22
10	Creighton	7-2	462	0	13	3	—	7/13
11	Iowa	7-2	442	0	5	-6	—	3/11
12	Missouri	6-0	407	0	14	2	—	12/NR
13	Rutgers	6-1	359	0	12	-1	—	12/23
14	Texas Tech	7-2	347	0	16	2	—	13/17
15	Michigan	7-0	338	0	19	4	—	15/NR
16	Illinois	7-3	320	0	18	2	—	9/18
17	Oregon	6-1	194	0	24	7	—	17/NR
18	Michigan St.	6-2	182	0	11	-7	—	4/18
19	Florida State	5-1	178	0	21	2	—	15/21
20	Xavier	8-1	164	0	22	2	—	20/NR
21	Ohio St.	7-2	164	0	20	—	—	19/24
22	Northwestern	6-1	117	0	NR	—	—	22/NR
23	San Diego St.	6-1	112	0	NR	3	—	20/NR
24	Virginia	4-2	107	0	15	-9	—	4/24
25	Minnesota	8-1	107	0	NR	19	—	24/NR

Others receiving votes: Virginia Tech 95; Duke 87; North Carolina 76; Colorado 58; Clemson 57; Arkansas 48; Saint Louis 26; UCLA 25; Richmond 17; Louisville 17; Florida 8; Stanford 7; NC State 6; Louisiana State 6; Southern Methodist 5; Drake 5; Connecticut 5; Central Florida 5; Boise St. 5; Purdue 4; Oklahoma State 3; Saint Mary's 2.

ASSOCIATED PRESS POLL

No.	School	As of 12/27/2020	Pts.	Rec.	Prev.
1	Gonzaga (62)	7-0	1,598	1	—
2	Baylor (2)	6-0	1,537	2	—
3	Kansas	8-1	1,458	3	—
4	Villanova	8-1	1,370	5	—
5	Houston	7-0	1,313	6	—
6	Wisconsin	8-1	1,249	9	—
7	Tennessee	6-0	1,217	8	—
8	Texas	7-1	1,109	10	—
9	West Virginia	7-2	1,080	7	—
10	Iowa	7-2	1,008	4	—
11	Creighton	7-2	926	13	—
12	Missouri	6-0	888	14	—
13	Texas Tech	7-2	821	15	—
14	Rutgers	6-1	659	11	—
15	Illinois	7-3	650	18	—
16	Michigan	7-0	582	19	—
17	Michigan State	6-2	431	12	—
18	Florida State	5-1	377	21	—
19	Northwestern	6-1	350	NR	—
20	Duke	3-2	290	20	—
T-21	Oregon	6-1	252	25	—
T-21	Minnesota	8-1	252	NR	—
23	Virginia	4-2	238	16	—
24	Virginia Tech	7-1	230	24	—
25	Ohio State	7-2	216	23	—

Others receiving votes: Xavier 178, San Diego St. 172, North Carolina 57, Arkansas 55, Clemson 50, Colorado 50, Saint Louis 49, Florida 20, Louisville 18, BYU 12, Georgia 10, NC State 8, UCLA 4, Indiana 4, Richmond 3, UCF 2, Western Kentucky 2, Boise St. 2, SMU 1, Chattanooga 1, Drake 1.

MW PRESEASON POLL

Place	School (1st Place Votes)	Points
1.	San Diego State (14)	211
2.	Boise State (4)	188
3.	Utah State (2)	177
4.	UNLV	160
5.	Colorado State	141
6.	Nevada	114
7.	New Mexico	106
8.	Fresno State	93
9.	Wyoming	59
10.	Air Force	39
11.	San José State	32

MOUNTAIN WEST STANDINGS

Through Dec. 29, 2020

Place	School	MW	MW Pct.	Overall	Overall Pct.	Streak
1.	Boise State	2-0	1.000	6-1	0.857	W6
	Utah State	2-0	1.000	5-3	0.625	W4
	Colorado State	1-0	1.000	4-1	0.800	W2
4.	Nevada	1-1	0.500	6-3	0.667	L1
	Air Force	1-1	0.500	3-3	0.500	W1
6.	San Diego State	0-0	0.000	6-1	0.857	W1
	Wyoming	0-0	0.000	6-1	0.857	W5
	UNLV	0-0	0.000	1-4	0.200	W1
	Fresno State	0-1	0.000	2-1	0.667	L1
	New Mexico	0-2	0.000	3-2	0.600	L2
	San José State	0-2	0.000	1-4	0.200	L4

LOBOS RECORD WHEN ...	OVERALL	MW
Overall	3-2.....	0-2
At home	0-0.....	0-0
On the road	1-2.....	0-2
At neutral sites	2-0.....	0-0
After a win	2-1.....	0-1
After a loss	0-0.....	0-0
In overtime	0-0.....	0-0
vs. ranked opponents	0-0.....	0-0
In Cherry jerseys	1-1.....	0-1
In Silver jerseys	0-1.....	0-1
In White jerseys	2-0.....	0-0
In Turquoise jerseys	0-0.....	0-0
In GOLD jerseys	0-0.....	0-0
In White/Pink	0-0.....	0-0
Games decided by 1-4 points	0-0.....	0-0
Games decided by 5-9 points	0-0.....	0-0
Games decided by 10-19 points	1-0.....	0-0
Games decided by 20+ points	2-2.....	0-2
Leading at half	3-0.....	0-0
Trailing at half	0-2.....	0-2
Tied at half	0-0.....	0-0
Shooting 50% or better	1-0.....	0-0
Shooting between 40-49.9%	2-0.....	0-0
Shooting less than 40%	0-2.....	0-2
Opponent shoots 50% or better	0-2.....	0-2
Opponent shoots b/w 40-49.9%	0-0.....	0-0
Opponent shoots b/w 30-39.9%	2-0.....	0-0
Opponent shoots less than 30%	1-0.....	0-0
UNM higher FG%	3-0.....	0-0
Opponent higher FG%	0-2.....	0-2
FG% Tied	0-0.....	0-0
UNM outrebounds	3-0.....	0-0
Opponent outrebounds	0-2.....	0-2
Rebounds tied	0-0.....	0-0
UNM more made free throws	2-1.....	0-1
Opponent more made free throws	0-1.....	0-1
Made free throws tied	1-0.....	0-0
UNM 3FG% higher	1-0.....	0-0
Opponent 3FG% higher	2-1.....	0-1
3FG% tied	0-1.....	0-1
UNM has more fouls	1-0.....	0-0
Opponent has more fouls	2-2.....	0-2
Fouls are tied	0-0.....	0-0
UNM more turnovers	1-2.....	0-2
Opponent more turnovers	1-0.....	0-0
Turnovers tied	1-0.....	0-0
Scoring less than 50 points	0-0.....	0-0
Scoring 50-59 points	0-2.....	0-2
Scoring 60-69 points	0-0.....	0-0
Scoring 70-79 points	1-0.....	0-0
Scoring 80-89 points	0-0.....	0-0
Scoring 90-99 points	1-0.....	0-0
Scoring 100+ points	1-0.....	0-0
Allowing 40 points or less	0-0.....	0-0
Allowing 41-49 points	0-0.....	0-0
Allowing 50-59 points	1-0.....	0-0
Allowing 60-69 points	2-0.....	0-0
Allowing 70-79 points	0-1.....	0-1
Allowing 80-89 points	0-1.....	0-1
Allowing 90+ points	0-0.....	0-0
On Monday	0-1.....	0-1
On Tuesday	1-0.....	0-0
On Wednesday	0-1.....	0-1
On Thursday	1-0.....	0-0
On Friday	0-0.....	0-0
On Saturday	0-0.....	0-0
On Sunday	1-0.....	0-0
In November	0-0.....	0-0
In December	3-2.....	0-2
In January	0-0.....	0-0
In February	0-0.....	0-0
In March	0-0.....	0-0
In 8 p.m. or later tipoffs (local)	0-1.....	0-1

start. The remaining five letterwinners combine for just five starts and an average of 11.0 points throughout last season.

In addition to the six returners, the Lobos welcome 12 newcomers, half of which are transfers. Transfers include sophomore point guard Jeremiah Francis III who comes to UNM out of North Carolina where he played in 16 games and scored in double figures three times. Francis will be eligible to play this season after an NCAA waiver was approved.

Another newcomer expected to make an immediate impact is redshirt-freshman Bayron Matos, who arrived last spring and sat at the end of the bench throughout the remainder of the 2019-20 season in preparation for his first full season in 2020-21.

BY THE NUMBERS

Here is what is returning and missing for the 2020-21 Lobos.

Stat	Returning...	Lost.	% Returning
Points.....	579	1,952	23%
Rebounds.....	249	910	21%
Assists.....	78	416	16%
Blocks	24	71	25%
Steals	48	219	18%
3-Pointers	64	166	28%
Free Throws..	77	440	15%

RACKING UP THOSE EXPERIENCED HEAD COACHES

Based on a poll of NCAA Division I SIDs, the 2020-21 Lobos are tied for the most former

head coaches (at any level) on staff for an NCAA DI team in with four, two of which were with the Lobos last season: Assistant Coach Dan McHale (Eastern Kentucky) and Assistant Coach Ralph Davis (New Mexico Military Institute). Two other former head coaches have been added to the staff this season in Assistant Coach Scott Padgett (Samford) and Special Assistant to the Head Coach Dave Pilipovich (Air Force).

TRANSFERS ON THE COURT

The Lobos have a pair of NCAA Division I transfers that have been cleared by the NCAA to play this season, despite competing for their former teams in 2019-20. Jeremiah Francis III (UNC) and Logan Padgett (Samford) are both eligible to play this season.

AND AWAY WE GO!

UNM is one of just two teams in NCAA Division I that have relocated indefinitely due to Covid-19 restrictions. Both New Mexico and New Mexico State, due to local health guidelines in the State of New Mexico, have relocated to allow for the teams to conduct full practice. The Lobos found Levelland, Texas as their home-away-from-home prior to the start of the season where they resided and practiced leading up to the 2020-21 opener.

UNM was only able to hold a handful of practices in Albuquerque as local guidelines continued to change prior to moving to Texas on Nov. 13, which means the Lobos got a much later start than usual in 5-on-5 practice.

STARTERS AND RECORDS - (in order of appearance)

1	2	3	4	5	Rec.
Francis III	Singleton	Maluach	Kuac	Brown	1-0
Francis III	Singleton	Maluach	Kuac	Matos	1-0
Francis III	Singleton	Brown	Manuel	Maluach	1-0
Francis III	Singleton	Maluach	Brown	Matos	0-2

A DIVERSE ROSTER

This year, the Lobos are tied for second in the nation for most foreign countries and states represented with 15 (9 states and 6 countries, excluding the US). UT Martin leads the country with 17 while the Lobos tie Penn with 15.

The six countries represented by the 2020-21 Lobo squad include Angola, Australia, Canada, Central African Republic, Dominican Republic and Senegal. UNM's nine states represented include Alabama, Alaska, Arizona, Colorado, New Mexico, New York, North Carolina, Ohio and Tennessee.

SERIES HISTORY VS NEVADA

Nevada leads 8-7

Home 4-2 (Pit 4-2), Road 3-5, Neutral 0-1

2-2-13	New Mexico	75-62	Albuquerque
3-6-13	New Mexico	75-62	at Reno
2-15-14	New Mexico	90-72	Albuquerque
3-2-14	New Mexico	72-58	at Reno
2-14-15	Nevada.....	66-63 (OT)	at Reno
12-30-15	New Mexico	88-76	Albuquerque
3-5-16	New Mexico	71-66	at Reno
3-10-16	Nevada.....	64-62	at Las Vegas\$
1-7-17	Nevada.....	105-104 (OT)	Albuquerque
1-28-17	Nevada.....	82-65	at Reno
12-30-17	Nevada.....	77-74	at Reno
1-5-19	New Mexico	85-58	Albuquerque
2-9-19	Nevada.....	91-62	at Reno
1-25-20	Nevada.....	96-74	at Reno
2-18-20	Nevada.....	88-74	Albuquerque

LOBOS ON NEW YEAR'S EVE

Dec. 31, 1948	Hardin Simmons	W, 55-39	Portales, N.M.
Dec. 31, 1949	West Texas State	L, 46-63	El Paso, Texas
Dec. 31, 1951	Texas Tech	L, 52-57	Lubbock, Texas
Dec. 31, 1998	Coppin State	W, 67-61	Albuquerque
Dec. 31, 2011	St. Louis	W, 64-60	Albuquerque
Dec. 31, 2012	at Saint Louis	L, 44-60	at St. Louis, Mo.
Dec. 31, 2014	Fresno State	W, 76-64	Albuquerque

THE 2020-21 NEW MEXICO LOBOS

PRONUNCIATION GUIDE

0	Isaiah MARIN.....	MARE-in
1	BAYRON MATOS.....	BYE-run MAT-ohs
2	SAQUAN Singleton.....	SAY-qwan
4	Emmanuel KUAC.....	KWATCH
10	MAKUACH MALUACH	muh-KWATCH mal-a-WATCH
13	JAVONTÉ Johnson.....	Juh-VAHN-tay
14	Logan PADGETT.....	PAD-jet
22	VALDIR Manuel.....	val-DEER
23	ELOY MEDINA	EE-loy muh-DEE-nuh
30	Kurt WEGSCHEIDER	WEG-shy-der
35	ASSANE NDIAYE	uh-SAHN en-jie

BY ELIGIBILITY

Seniors (2)

3	Keith McGee.....	G
10	Makuach Maluach	G/F

Juniors (6)

2	Saquan Singleton.....	G
5	Rod Brown	F
20	Clay Patterson.....	G
22	Valdir Manuel	F
33	Jordan Arroyo	F
35	Assane Ndiaye	F

Sophomores (4)

4	Emmanuel Kuac.....	G
11	Jeremiah Francis III	PG
14	Logan Padgett.....	F
30	Kurt Wegscheider	G

Freshmen (6)

0	Isaiah Marin.....	G
1	Bayron Matos	F
12	Daniel Headdings.....	G
13	Javonté Johnson	G
21	Nolan Dorsey	PG
23	Eloy Medina.....	G

HOME STATE/COUNTRY

Alabama (1)

14	Logan Padgett.....	F
----	--------------------	---

Alaska (1)

12	Daniel Headdings.....	G
----	-----------------------	---

Arizona (1)

0	Isaiah Marin.....	G
---	-------------------	---

Colorado (1)

13	Javonté Johnson	G
----	-----------------------	---

New Mexico (3)

20	Clay Patterson.....	G
23	Eloy Medina.....	G
33	Jordan Arroyo	F

New York (2)

2	Saquan Singleton.....	G
3	Keith McGee.....	G

North Carolina (1)

21	Nolan Dorsey	PG
----	--------------------	----

Ohio (1)

11	Jeremiah Francis III	PG
----	----------------------------	----

Tennessee (1)

5	Rod Brown	F
---	-----------------	---

Angola (1)

22	Valdir Manuel	F
----	---------------------	---

Australia (1)

10	Makuach Maluach	G/F
----	-----------------------	-----

Canada (1)

4	Emmanuel Kuac.....	G
---	--------------------	---

Central African Republic (1)

30	Kurt Wegscheider	G
----	------------------------	---

Dominican Republic (1)

1	Bayron Matos	F
---	--------------------	---

Senegal (1)

35	Assane Ndiaye	F
----	---------------------	---

NUMERICAL ROSTER

#	NAME	HT	POS	YR	EXP @ UNM	HOMETOWN (LAST SCHOOL/TEAM)
0	Isaiah Marin	6-5	G	Fr.	HS	Phoenix, Ariz (College Prep Academy)
1	Bayron Matos	6-9	F	R-Fr.	HS	Santo Domingo D.R. (Hamilton Heights C. Acad.)
2	Saquan Singleton	6-6	G	Jr.	TR	Bronx, N.Y. (Hutchinson CC)
3	Keith McGee	6-3	PG	R-Sr.	2L	Rochester, N.Y. (South Plains College)
4	Emmanuel Kuac	6-7	G	So.	1L	Calgary, Alberta, Canada (Kearns HS (Utah))
5	Rod Brown	6-8	F	R-Jr.	TR	Memphis, Tenn. (Pearl River CC/Wichita State)
10	Makuach Maluach	6-7	G/F	Sr.	3L	Sydney, Australia (Newington College)
11	Jeremiah Francis III	6-1	PG	So.	TR	Columbus, Ohio (North Carolina)
12	Daniel Headdings	6-2	G	R-Fr.	HS	Wasilla, Alaska (Wasilla HS)
13	Javonté Johnson	6-6	G	Fr.	HS	Colorado Springs, Colo. (Cheyenne Mtn. HS)
14	Logan Padgett	6-7	F	So.	TR	Homewood, Ala. (Samford)
20	Clay Patterson	6-1	G	R-Jr.	2L	Rio Rancho, N.M. (Fort Lewis)
21	Nolan Dorsey	6-5	PG	Fr.	HS	Knightdale, N.C. (Milbrook HS)
22	Valdir Manuel	6-10	F	Jr.	TR	Luanda, Angola (Harcum College)
23	Eloy Medina	6-3	G	Fr.	HS	Albuquerque, N.M. (West Mesa HS)
30	Kurt Wegscheider	6-4	G	So.	1L	Bangui, Central African Republic (NBA Academy Africa)
33	Jordan Arroyo	6-7	F	Jr.	2L	Albuquerque, N.M. (Atrisco Heritage Acad.)
35	Assane Ndiaye	7-1	F	Jr.	TR	Dakar, Senegal (Kilgore College)

ALPHABETICAL ROSTER

#	NAME	HT	POS	YR	EXP. @ UNM	HOMETOWN (LAST SCHOOL/TEAM)
33	Jordan Arroyo	6-7	F	Jr.	2L	Albuquerque, N.M. (Atrisco Heritage Acad.)
5	Rod Brown	6-8	F	R-Jr.	TR	Memphis, Tenn. (Pearl River CC/Wichita State)
21	Nolan Dorsey	6-5	PG	Fr.	HS	Knightdale, N.C. (Milbrook HS)
11	Jeremiah Francis III	6-1	PG	So.	TR	Columbus, Ohio (North Carolina)
12	Daniel Headdings	6-2	G	R-Fr.	HS	Wasilla, Alaska (Wasilla HS)
13	Javonté Johnson	6-6	G	Fr.	HS	Colorado Springs, Colo. (Cheyenne Mtn. HS)
4	Emmanuel Kuac	6-7	G	So.	1L	Calgary, Alberta, Canada (Kearns HS (Utah))
10	Makuach Maluach	6-7	G/F	Sr.	3L	Sydney, Australia (Newington College)
22	Valdir Manuel	6-10	F	Jr.	TR	Luanda, Angola (Harcum College)
0	Isaiah Marin	6-5	G	Fr.	HS	Phoenix, Ariz (College Prep Academy)
1	Bayron Matos	6-9	F	R-Fr.	HS	Santo Domingo D.R. (Hamilton Heights C. Acad.)
3	Keith McGee	6-3	PG	R-Sr.	2L	Rochester, N.Y. (South Plains College)
23	Eloy Medina	6-3	G	Fr.	HS	Albuquerque, N.M. (West Mesa HS)
35	Assane Ndiaye	7-1	F	Jr.	TR	Dakar, Senegal (Kilgore College)
14	Logan Padgett	6-7	F	So.	TR	Homewood, Ala. (Samford)
20	Clay Patterson	6-1	G	R-Jr.	2L	Rio Rancho, N.M. (Fort Lewis)
2	Saquan Singleton	6-6	G	Jr.	TR	Bronx, N.Y. (Hutchinson CC)
30	Kurt Wegscheider	6-4	G	So.	1L	Bangui, Central African Republic (NBA Academy Africa)

STARTERS RETURNING (1)

No.	Name	Pos.	GP-GS	Pts.	Reb.	Ast.	FG%	FT%
10	Makuach Maluach	G/F	33-33	9.6	4.0	1.2	48.0%	72.6%

OTHER LETTERWINNERS RETURNING (5)


No.	Name	Pos.	GP-GS	Pts.	Reb.	Ast.	FG%	FT%
3	Keith McGee	G	31-2	5.9	1.6	0.8	47.3	60.0
4	Emmanuel Kuac	G	19-0	1.5	1.3	0.5	52.2	16.7
20	Clay Patterson	G	9-0	0.7	0.3	0.3	00.0	100.0
30	Kurt Wegscheider	G	17-2	1.9	1.3	0.4	56.0	57.1
33	Jordan Arroyo	F	14-1	1.0	1.2	0.1	41.7	66.7

STARTERS LOST (4)

No.	Name	Pos.	GP-GS	Pts.	Reb.	Ast.	FG%	FT%
0	Zane Martin	G	33-18	10.1	2.9	3.1	41.5	70.5
1	Corey Manigault	F	33-20	12.5	4.5	0.7	54.5	69.8
2	Vance Jackson	G/F	28-28	11.1	5.3	1.3	41.4	71.4
5	JaQuan Lyle	G	29-28	14.9	4.2	4.6	43.0	74.6

OTHER LETTERWINNERS LOST (4) NEWCOMERS (12)

No.	Name	Pos.	No.	Name	Pos.	Exp.
4	Tavian Percy	G	0	Isaiah Marin	G	HS
11	JJ Caldwell	G	1	Bayron Matos	F	HS
14	Vante Hendrix	G	2	Saquan Singleton	G	TR
15	Carlton Bragg	F	5	Rod Brown	F	TR
			11	Jeremiah Francis III	PG	TR
			12	Daniel Headdings	G	HS
			13	Javonté Johnson	G	HS
			14	Logan Padgett	F	TR
			21	Nolan Dorsey	PG	HS
			22	Valdir Manuel	F	TR
			23	Eloy Medina	G	HS
			35	Assane Ndiaye	F	TR



Paul Weir

21st Head Coach in UNM Program History
Career Record: 83-55

NOTEWORTHY :

- Named the 21st head coach in program history on April 11, 2017
- First basketball coach to serve as head coach for both New Mexico DI Institutions
- Led 2017-18 Lobos to third in the MW after the team was picked ninth
- Led NMSU to WAC Tournament Championship and NCAA Appearance
- Married to Alma Weir and has two sons, Theodore and Noah

COACHING EXPERIENCE

Head Coach:

New Mexico (2017-present) (55-49)

New Mexico State (2016-17) (28-6)

Associate Head Coach:

New Mexico State (2007-16)

Director of Basketball Operations:

University of Iowa (2005-07)

Assistant Coach:

Northwestern State (La.) (2004-05)

MORE NOTES ON COACH WEIR

- Weir's 28-6 record as a first-year head coach in 2016-17 at NMSU tied for the 10th-most wins by a Division I head coach in NCAA history
- His 28 wins in 2016-17 were the most in Division I for first-year head coaches
- Among those 28 wins was an NMSU school record 20-game win streak that was at the time the longest in the nation
- Has three master's degrees in health and human performance, sports psychology and business administration. Recently completed his doctorate
- Played at York University and became starting point-guard for the Lions as a freshman
- Weir arrived at NM State in 2007 after two seasons as the director of basketball operations at Iowa, where he served under former Lobo head coach Steve Alford

ALMA MATER

York (2004)

WHAT THEY ARE SAYING ABOUT PAUL WEIR

"New Mexico got a guy in Paul Weir that has paid his dues, and immediately showed he can get things done as the head coach. This hire makes sense because Weir knows the landscape and the expectations at UNM. He's a guy who can coach, recruit and connect with players. That's rare these days." - **Jeff Goodman, ESPN**

"Paul Weir handled the transition from assistant coach to head coach about as smoothly as it can be handled -- winning 28 games in his first year after being promoted at New Mexico State. It was similar to what Brad Stevens did immediately after being promoted at Butler. So the Lobos have hired an accomplished coach with a great reputation." - **Gary Parrish, CBS Sports**

2020-21 SEASON STATISTICS

Overall record: 3-2 Conf: 0-2 Home: 0-0 Away: 1-2 Neutral: 2-0

#	Player	gp-gs	min	avg	Total		3-Point		F-Throw		Rebounds				pf	dq	a	to	blk	stl	pts	avg
					fg-fga	fg%	3fg-fga	3fg%	ft-fa	ft%	off	def	tot	avg								
10	MALUACH, Makuach	5-5	126	25.2	27-54	.500	5-10	.500	17-25	.680	11	26	37	7.4	7	0	5	11	4	5	76	15.2
05	BROWN, Rod	5-4	101	20.2	21-32	.656	0-0	.000	8-10	.800	9	15	24	4.8	9	0	5	8	2	0	50	10.0
01	MATOS, Bayron	5-3	103	20.6	18-36	.500	0-0	.000	5-12	.417	15	9	24	4.8	9	0	4	8	5	1	41	8.2
22	MANUEL, Valdir	5-1	76	15.2	17-40	.425	1-5	.200	3-5	.600	8	14	22	4.4	5	0	3	6	3	1	38	7.6
02	SINGLETON, Saquan	5-5	108	21.6	12-28	.429	0-1	.000	13-23	.565	11	16	27	5.4	6	0	13	8	1	2	37	7.4
04	KUAC, Emmanuel	5-2	83	16.6	11-24	.458	5-12	.417	1-2	.500	5	17	22	4.4	10	0	3	8	3	3	28	5.6
13	JOHNSON, Javonte	5-0	54	10.8	8-18	.444	2-6	.333	5-7	.714	2	3	5	1.0	4	0	3	1	0	3	23	4.6
11	FRANCIS III, Jeremiah	5-5	109	21.8	8-37	.216	1-15	.067	2-3	.667	0	10	10	2.0	3	0	10	7	0	5	19	3.8
30	WEGSCHEIDER, Kurt	5-0	69	13.8	7-14	.500	0-1	.000	5-8	.625	8	7	15	3.0	4	0	2	4	0	6	19	3.8
03	MC GEE, Keith	4-0	55	13.8	6-18	.333	3-11	.273	0-0	.000	4	8	12	3.0	3	0	3	6	1	1	15	3.8
00	MARIN, Isaiah	4-0	23	5.8	3-5	.600	2-3	.667	0-2	.000	0	3	3	0.8	5	0	3	2	0	0	8	2.0
14	PADGETT, Logan	4-0	28	7.0	3-7	.429	1-2	.500	0-0	.000	4	3	7	1.8	0	0	1	1	0	1	7	1.8
12	HEADINGS, Daniel	4-0	6	1.5	2-2	1.000	1-1	1.000	1-1	1.000	0	1	1	0.3	1	0	1	0	0	0	6	1.5
20	PATTERSON, Clay	5-0	22	4.4	1-6	.167	1-5	.200	1-2	.500	0	3	3	0.6	3	0	2	1	0	0	4	0.8
33	ARROYO, Jordan	1-0	2	2.0	0-0	.000	0-0	.000	0-0	.000	0	0	0	0.0	0	0	0	0	0	0	0	0.0
21	DORSEY, Nolan	4-0	29	7.3	0-2	.000	0-1	.000	0-0	.000	0	1	1	0.3	0	0	2	4	0	0	0	0.0
23	MEDINA, Eloy	3-0	6	2.0	0-3	.000	0-3	.000	0-0	.000	0	1	1	0.3	0	0	0	0	0	0	0	0.0
Team											9	8	17									
Total.....		5	1000		144-326	.442	22-76	.289	61-100	.610	86	145	231	46.2	69	0	60	75	19	28	371	74.2
Opponents.....		5	1000		130-309	.421	50-144	.347	40-61	.656	43	111	154	30.8	93	-	76	66	18	39	350	70.0

TEAM STATISTICS	NM	OPP	Date	Opponent	Score	Att.
SCORING	371	350	12/13/20	at Rice	w 72-61	0
Points per game	74.2	70.0	12/15/20	vs Our Lady of the Lake	w 104-65	0
Scoring margin	+4.2	-	12/17/20	vs LeTourneau	w 90-58	0
FIELD GOALS-ATT	144-326	130-309	* 12/21/20	at Boise St.	L 53-77	0
Field goal pct	.442	.421	* 12/23/20	at Boise St.	L 52-89	0
3 POINT FG-ATT	22-76	50-144	* 12/31/20	NEVADA	7 p.m. MT	
3-point FG pct	.289	.347	* 1/2/21	NEVADA	8 p.m. MT	
3-pt FG made per game	4.4	10.0	* 1/6/21	UTAH STATE	8 p.m. MT	
FREE THROWS-ATT	61-100	40-61	* 1/8/21	UTAH STATE	9 p.m. MT	
Free throw pct	.610	.656	* 1/16/21	at UNLV	3:30 p.m. MT	
F-Throws made per game	12.2	8.0	* 1/18/21	at UNLV	TBA	
REBOUNDS	231	154	* 1/21/21	SAN JOSÉ STATE	TBA	
Rebounds per game	46.2	30.8	* 1/23/21	SAN JOSÉ STATE	TBA	
Rebounding margin	+15.4	-	* 1/28/21	at Fresno State	9 p.m. MT	
ASSISTS	60	76	* 1/30/21	at Fresno State	5 p.m. MT	
Assists per game	12.0	15.2	* 2/3/21	SAN DIEGO STATE	TBA	
TURNOVERS	75	66	* 2/5/21	SAN DIEGO STATE	7 p.m. MT	
Turnovers per game	15.0	13.2	* 2/9/21	at Colorado State	TBA	
Turnover margin	-1.8	-	* 2/11/21	at Colorado State	TBA	
Assist/turnover ratio	0.8	1.2	* 2/17/21	WYOMING	TBA	
STEALS	28	39	* 2/19/20	WYOMING	TBA	
Steals per game	5.6	7.8	* 2/22/21	at Air Force	TBA	
BLOCKS	19	18	* 2/24/21	at Air Force	TBA	
Blocks per game	3.8	3.6				
ATTENDANCE	0	0				
Home games-Avg/Game	0-0	3-0				
Neutral site-Avg/Game	-	2-0				

* - Conference game

Score by Periods	1st	2nd	Totals
New Mexico	177	194	371
Opponents	169	181	350

2020-21 MOUNTAIN WEST STATISTICS

Overall record: 0-2 Conf: 0-2 Home: 0-0 Away: 0-2 Neutral: 0-0

#	Player	gp-gs	min	avg	Total		3-Point		F-Throw		Rebounds				pf	dq	a	to	blk	stl	pts	avg
					fg-fga	fg%	3fg-fga	3fg%	ft-fa	ft%	off	def	tot	avg								
10	MALUACH, Makuach	2-2	52	26.0	7-22	.318	1-5	.200	6-7	.857	0	7	7	3.5	4	0	1	8	1	2	21	10.5
02	SINGLETON, Saquan	2-2	43	21.5	3-11	.273	0-0	.000	7-12	.583	3	1	4	2.0	1	0	3	4	0	2	13	6.5
03	MCGEE, Keith	1-0	12	12.0	2-4	.500	2-3	.667	0-0	.000	1	2	3	3.0	0	0	0	0	0	1	6	6.0
30	WEGSCHEIDER, Kurt	2-0	34	17.0	4-6	.667	0-0	.000	3-5	.600	5	2	7	3.5	2	0	1	1	0	1	11	5.5
05	BROWN, Rod	2-2	40	20.0	4-10	.400	0-0	.000	2-2	1.000	1	4	5	2.5	5	0	2	4	0	0	10	5.0
22	MANUEL, Valdir	2-0	31	15.5	4-11	.364	0-1	.000	2-3	.667	0	3	3	1.5	2	0	0	1	1	0	10	5.0
13	JOHNSON, Javonte	2-0	23	11.5	3-8	.375	1-2	.500	3-3	1.000	0	1	1	0.5	3	0	0	1	0	0	10	5.0
01	MATOS, Bayron	2-2	41	20.5	4-11	.364	0-0	.000	1-4	.250	4	2	6	3.0	6	0	0	0	0	0	9	4.5
11	FRANCIS III, Jeremiah	2-2	47	23.5	3-13	.231	0-4	.000	0-0	.000	0	3	3	1.5	0	0	2	4	0	0	6	3.0
04	KUAC, Emmanuel	2-0	29	14.5	2-6	.333	1-3	.333	0-0	.000	1	5	6	3.0	5	0	0	4	1	1	5	2.5
12	HEADINGS, Daniel	2-0	1	0.5	1-1	1.000	1-1	1.000	0-0	.000	0	0	0	0.0	0	0	0	0	0	0	3	1.5
20	PATTERSON, Clay	2-0	6	3.0	0-2	.000	0-2	.000	1-2	.500	0	1	1	0.5	0	0	0	0	0	0	1	0.5
23	MEDINA, Eloy	1-0	1	1.0	0-1	.000	0-1	.000	0-0	.000	0	0	0	0.0	0	0	0	0	0	0	0	0.0
33	ARROYO, Jordan	1-0	2	2.0	0-0	.000	0-0	.000	0-0	.000	0	0	0	0.0	0	0	0	0	0	0	0	0.0
21	DORSEY, Nolan	2-0	16	8.0	0-0	.000	0-0	.000	0-0	.000	0	0	0	0.0	0	0	1	3	0	0	0	0.0
14	PADGETT, Logan	2-0	15	7.5	0-2	.000	0-1	.000	0-0	.000	2	2	4	2.0	0	0	0	1	0	0	0	0.0
00	MARIN, Isaiah	2-0	7	3.5	0-2	.000	0-1	.000	0-2	.000	0	0	0	0.0	3	0	1	0	0	0	0	0.0
Team											4	1	5									
Total.....		2	400		37-110	.336	6-24	.250	25-40	.625	21	34	55	27.5	31	0	11	31	3	7	105	52.5
Opponents.....		2	400		66-112	.589	16-37	.432	18-29	.621	16	55	71	35.5	40	-	42	25	9	18	166	83.0

TEAM STATISTICS	NM	OPP	Date	Opponent	Score	Att.
SCORING	105	166	* 12/21/20	at Boise St.	L 53-77	0
Points per game	52.5	83.0	* 12/23/20	at Boise St.	L 52-89	0
Scoring margin	-30.5	-	* 12/31/20	NEVADA	7 p.m. MT	
FIELD GOALS-ATT	37-110	66-112	* 1/2/21	NEVADA	8 p.m. MT	
Field goal pct	.336	.589	* 1/6/21	UTAH STATE	8 p.m. MT	
3 POINT FG-ATT	6-24	16-37	* 1/8/21	UTAH STATE	9 p.m. MT	
3-point FG pct	.250	.432	* 1/16/21	at UNLV	3:30 p.m. MT	
3-pt FG made per game	3.0	8.0	* 1/18/21	at UNLV	TBA	
FREE THROWS-ATT	25-40	18-29	* 1/21/21	SAN JOSÉ STATE	TBA	
Free throw pct	.625	.621	* 1/23/21	SAN JOSÉ STATE	TBA	
F-Throws made per game	12.5	9.0	* 1/28/21	at Fresno State	9 p.m. MT	
REBOUNDS	55	71	* 1/30/21	at Fresno State	5 p.m. MT	
Rebounds per game	27.5	35.5	* 2/3/21	SAN DIEGO STATE	TBA	
Rebounding margin	-8.0	-	* 2/5/21	SAN DIEGO STATE	7 p.m. MT	
ASSISTS	11	42	* 2/9/21	at Colorado State	TBA	
Assists per game	5.5	21.0	* 2/11/21	at Colorado State	TBA	
TURNOVERS	31	25	* 2/17/21	WYOMING	TBA	
Turnovers per game	15.5	12.5	* 2/19/20	WYOMING	TBA	
Turnover margin	-3.0	-	* 2/22/21	at Air Force	TBA	
Assist/turnover ratio	0.4	1.7	* 2/24/21	at Air Force	TBA	
STEALS	7	18				
Steals per game	3.5	9.0				
BLOCKS	3	9				
Blocks per game	1.5	4.5				
ATTENDANCE	0	0				
Home games-Avg/Game	0-0	2-0				
Neutral site-Avg/Game	-	0-0				

* - Conference game

Score by Periods	1st	2nd	Totals
New Mexico	54	51	105
Opponents	88	78	166

2020-21 Extended Season Statistics - All Games

RECORD:	OVERALL	HOME	AWAY	NEUTRAL
ALL GAMES	3-2	0-0	1-2	2-0
CONFERENCE	0-2	0-0	0-2	0-0
NON-CONFERENCE	3-0	0-0	1-0	2-0

#	Player	gp-gs	min	avg	Total		3-Point		F-Throw		Rebounds				pf	dq	a	a/q	to	to/q	a/to	blk	blk/q	stl	stl/q	pts	avg
					fg-fga	fg%	3fg-fga	3fg%	ft-fa	ft%	off	def	tot	avg													
10	MALUACH, Makuach	5-5	126	25.2	27-54	.500	5-10	.500	17-25	.680	11	26	37	7.4	7	0	5	1.00	11	2.20	0.45	4	0.80	5	1.00	76	15.2
05	BROWN, Rod	5-4	101	20.2	21-32	.656	0-0	.000	8-10	.800	9	15	24	4.8	9	0	5	1.00	8	1.60	0.63	2	0.40	0	0.00	50	10.0
01	MATOS, Bayron	5-3	103	20.6	18-36	.500	0-0	.000	5-12	.417	15	9	24	4.8	9	0	4	0.80	8	1.60	0.50	5	1.00	1	0.20	41	8.2
22	MANUEL, Valdir	5-1	76	15.2	17-40	.425	1-5	.200	3-5	.600	8	14	22	4.4	5	0	3	0.60	6	1.20	0.50	3	0.60	1	0.20	38	7.6
02	SINGLETON, Saquan	5-5	108	21.6	12-28	.429	0-1	.000	13-23	.565	11	16	27	5.4	6	0	13	2.60	8	1.60	1.63	1	0.20	2	0.40	37	7.4
04	KUAC, Emmanuel	5-2	83	16.6	11-24	.458	5-12	.417	1-2	.500	5	17	22	4.4	10	0	3	0.60	8	1.60	0.38	3	0.60	3	0.60	28	5.6
13	JOHNSON, Javonte	5-0	54	10.8	8-18	.444	2-6	.333	5-7	.714	2	3	5	1.0	4	0	3	0.60	1	0.20	3.00	0	0.00	3	0.60	23	4.6
30	WEGSCHEIDER, Kurt	5-0	69	13.8	7-14	.500	0-1	.000	5-8	.625	8	7	15	3.0	4	0	2	0.40	4	0.80	0.50	0	0.00	6	1.20	19	3.8
11	FRANCIS III, Jeremiah	5-5	109	21.8	8-37	.216	1-15	.067	2-3	.667	0	10	10	2.0	3	0	10	2.00	7	1.40	1.43	0	0.00	5	1.00	19	3.8
03	MCGEE, Keith	4-0	55	13.8	6-18	.333	3-11	.273	0-0	.000	4	8	12	3.0	3	0	3	0.75	6	1.50	0.50	1	0.25	1	0.25	15	3.8
00	MARIN, Isaiah	4-0	23	5.8	3-5	.600	2-3	.667	0-2	.000	0	3	3	0.8	5	0	3	0.75	2	0.50	1.50	0	0.00	0	0.00	8	2.0
14	PADGETT, Logan	4-0	28	7.0	3-7	.429	1-2	.500	0-0	.000	4	3	7	1.8	0	0	1	0.25	1	0.25	1.00	0	0.00	1	0.25	7	1.8
12	HEADINGS, Daniel	4-0	6	1.5	2-2	1.000	1-1	1.000	1-1	1.000	0	1	1	0.3	1	0	1	0.25	0	0.00	99.00	0	0.00	0	0.00	6	1.5
20	PATTERSON, Clay	5-0	22	4.4	1-6	.167	1-5	.200	1-2	.500	0	3	3	0.6	3	0	2	0.40	1	0.20	2.00	0	0.00	0	0.00	4	0.8
23	MEDINA, Eloy	3-0	6	2.0	0-3	.000	0-3	.000	0-0	.000	0	1	1	0.3	0	0	0	0.00	0	0.00	0.00	0	0.00	0	0.00	0	0.0
21	DORSEY, Nolan	4-0	29	7.3	0-2	.000	0-1	.000	0-0	.000	0	1	1	0.3	0	0	2	0.50	4	1.00	0.50	0	0.00	0	0.00	0	0.0
33	ARROYO, Jordan	1-0	2	2.0	0-0	.000	0-0	.000	0-0	.000	0	0	0	0.0	0	0	0	0.00	0	0.00	0.00	0	0.00	0	0.00	0	0.0
Total.....		5	1000		144-326	.442	22-76	.289	61-100	.610	86	145	231	46.2	69	0	60	12.00	75	15.00	0.80	19	3.80	28	5.60	371	74.2
Opponents.....		5	1000		130-309	.421	50-144	.347	40-61	.656	43	111	154	30.8	93	-	76	15.20	66	13.20	1.15	18	3.60	39	7.80	350	70.0

2020-21 Season Metrics

#	Player	Min	AST%	EFG%	TS%	Usg%	DRB%	ORB%	TRB%
33	ARROYO, Jordan	2	0.0	.000	.000	0.0	0.0	0.0	0.0
05	BROWN, Rod	101	9.7	.656	.687	19.8	15.8	9.0	12.3
21	DORSEY, Nolan	29	9.6	.000	.000	9.3	3.7	0.0	1.8
11	FRANCIS III, Jeremiah	109	14.2	.230	.248	18.7	9.8	0.0	4.8
12	HEADINGS, Daniel	6	43.1	1.250	1.230	18.3	17.7	0.0	8.7
13	JOHNSON, Javonte	54	9.7	.500	.546	18.4	5.9	3.8	4.8
04	KUAC, Emmanuel	83	6.2	.562	.563	17.8	21.8	6.1	13.8
10	MALUACH, Makuach	126	7.8	.546	.585	27.1	22.0	8.9	15.3
22	MANUEL, Valdir	76	8.0	.438	.450	28.5	19.6	10.7	15.0
00	MARIN, Isaiah	23	22.1	.800	.680	15.4	13.9	0.0	6.8
01	MATOS, Bayron	103	7.1	.500	.497	21.5	9.3	14.8	12.1
03	MCGEE, Keith	55	8.9	.417	.417	19.6	15.5	7.4	11.3
23	MEDINA, Eloy	6	0.0	.000	.000	22.5	17.7	0.0	8.7
14	PADGETT, Logan	28	5.8	.500	.500	12.8	11.4	14.5	13.0
20	PATTERSON, Clay	22	13.5	.250	.291	16.1	14.5	0.0	7.1
02	SINGLETON, Saquan	108	19.8	.429	.485	19.2	15.8	10.3	13.0
30	WEGSCHEIDER, Kurt	69	4.7	.500	.542	14.0	10.8	11.8	11.3

Estimated possessions: 361.8

Team offensive rating (ORTg): 102.5

Team defensive rating (DRTg): 96.7

AST% - An estimate of the pct of teammate field goals assisted while on the floor

EFG% - Effective FG% (adjusts to include additional points from 3FGs)

TS% - True Shooting% (takes into account field goals, 3-point field goals, and free throws)

Usg% - An estimate of the pct of team plays used while on the floor

DRB% - An estimate of the pct of available defensive rebounds grabbed while on the floor

2020-21 SEASON STATISTICS

2020-21 UNM Team Game-by-Game

Opponent	Date	Score		Total		3-Pointers		Free throws		Rebounds				pf	a	t/o	blk	stl	pts	avg
				fg-fga	pct	3fg-fga	pct	ft-fta	pct	off	def	tot	avg							
at Rice	12/13/20	72-61	W	29-66	.439	4-17	.235	10-13	.769	19	30	49	49.0	16	12	15	3	6	72	72.0
vs Our Lady of the Lake	12/15/20	104-65	W	40-67	.597	10-23	.435	14-23	.609	14	34	48	48.5	12	21	14	9	10	104	88.0
vs LeTourneau	12/17/20	90-58	W	38-83	.458	2-12	.167	12-24	.500	32	47	79	58.7	10	16	15	4	5	90	88.7
at Boise St.	12/21/20	53-77	L	19-56	.339	5-15	.333	10-19	.526	11	18	29	51.2	18	8	13	1	3	53	79.8
at Boise St.	12/23/20	52-89	L	18-54	.333	1-9	.111	15-21	.714	10	16	26	46.2	13	3	18	2	4	52	74.2
New Mexico		371		144-326	.442	22-76	.289	61-100	.610	86	145	231	46.2	69	60	75	19	28	371	74.2
Opponents		350		130-309	.421	50-144	.347	40-61	.656	43	111	154	30.8	93	76	66	18	39	350	70.0

Games played: 5
Points/game: 74.2
FG Pct: 44.2
3FG Pct: 28.9
FT Pct: 61.0

Rebounds/game: 46.2
Assists/game: 12.0
Turnovers/game: 15.0
Assist/turnover ratio: 0.8
Steals/game: 5.6
Blocks/game: 3.8

2020-21 Opponent Game-by-Game

Opponent	Date	Score		Total		3-Pointers		Free throws		Rebounds				pf	a	t/o	blk	stl	pts	avg
				fg-fga	pct	3fg-fga	pct	ft-fta	pct	off	def	tot	avg							
at Rice	12/13/20	72-61	W	19-56	.339	13-35	.371	10-16	.625	10	20	30	30.0	15	11	15	0	5	61	61.0
vs Our Lady of the Lake	12/15/20	104-65	W	23-62	.371	10-28	.357	9-11	.818	6	15	21	25.5	19	13	18	4	7	65	63.0
vs LeTourneau	12/17/20	90-58	W	22-79	.278	11-44	.250	3-5	.600	11	21	32	27.7	19	10	8	5	9	58	61.3
at Boise St.	12/21/20	53-77	L	30-52	.577	5-15	.333	12-20	.600	8	27	35	29.5	20	19	12	5	10	77	65.2
at Boise St.	12/23/20	52-89	L	36-60	.600	11-22	.500	6-9	.667	8	28	36	30.8	20	23	13	4	8	89	70.0
Opponents		350		130-309	.421	50-144	.347	40-61	.656	43	111	154	30.8	93	76	66	18	39	350	70.0
New Mexico		371		144-326	.442	22-76	.289	61-100	.610	86	145	231	46.2	69	60	75	19	28	371	74.2

Games played: 5
Points/game: 70.0
FG Pct: 42.1
3FG Pct: 34.7
FT Pct: 65.6

Rebounds/game: 30.8
Assists/game: 15.2
Turnovers/game: 13.2
Assist/turnover ratio: 1.2
Steals/game: 7.8
Blocks/game: 3.6

2020-21 Game-by-Game Highs

Opponent	Date	Score	Points	Rebounds	Assists	Steals	Blocked shots
at Rice	12/13/20	72-61	23-MALUACH, Makua	12-MALUACH, Makua	4-SINGLETON, Saqu	3-FRANCIS III, Jeremi	1-SINGLETON, Saqu MCGEE, Keith MATOS, Bayron
vs Our Lady of the Lake	12/15/20	104-65	17-MALUACH, Makua	10-SINGLETON, Saq	4-SINGLETON, Saqu FRANCIS III, Jeremi	3-MALUACH, Makua	3-MATOS, Bayron
vs LeTourneau	12/17/20	90-58	16-MATOS, Bayron	12-MALUACH, Makua	3-MALUACH, Makua	3-WEGSCHIEDER, K	1-MANUEL, Valdir MALUACH, Makua BROWN, Rod MATOS, Bayron
at Boise St.	12/21/20	53-77	13-MALUACH, Makua	4-KUAC, Emmanuel SINGLETON, Saqua	3-SINGLETON, Saqu	1-MCGEE, Keith WEGSCHIEDER, K KUAC, Emmanuel	1-MANUEL, Valdir
at Boise St.	12/23/20	52-89	8-SINGLETON, Saqu MALUACH, Makua BROWN, Rod	5-WEGSCHIEDER, K	1-BROWN, Rod MARIN, Isaiah WEGSCHIEDER, K	2-MALUACH, Makua SINGLETON, Saqua	1-MALUACH, Makua KUAC, Emmanuel

DEC. 23, 2020 - NEW MEXICO 52, BOISE STATE 89 - Boise, Idaho

Broncos Sweep Lobos in First MW Series

BOISE, Idaho — The University of New Mexico men's basketball team endured a rough one on Wednesday night as it fell by a score of 89-52 in game two of the conference series against Boise State in Boise. Bronco and MW Preseason Player of the Year Derrick Alston, Jr. was one of two players to score 22 points against New Mexico en route to the win.

The Lobos (3-2, 0-2 MW) were outshot 33.3-60.0 from the floor and went just 11.1 percent from behind the arc, going 1-for-7 from deep. Boise State (6-1, 2-0 MW) went 11-for-22 (50 percent) from 3-point range.

Not only did Alston collect 22 points, but the redshirt-senior was unstoppable, going a perfect 9-for-9 from the floor including 3-for-3 from three and 1-for-1 from the stripe. The other scoring leader on the floor was Max Rice, son of Boise State head coach Leon Rice, who registered 22 points and a game-high seven rebounds.

The Lobos were led by three players with eight points apiece including senior Makuach Maluach, junior Saquan Singleton and sophomore Jeremiah Francis III. The game marked the fourth time in five games that Maluach has led UNM in scoring while Francis, who did not score against the Broncos in 26 minutes on Monday, registered a new UNM career high.

The Lobos kicked off the matchup with energy, getting out to a three-point lead, 5-2, on a 5-0 run that included a jumper and a free throw from redshirt-freshman Bayron Matos and a jumper by Francis. The home team tied it up, however, and took off on a 28-5 run that never let up.

The Broncos led 52-28 at the break going 6-for-11 from three compared to 0-for-2 from behind the arc for UNM. Boise State dominated in the paint 26-16 while forcing 11 Lobo turnovers, committing seven.

In the second half, Boise State continued to pile on the points and increase its lead however, a disciplined UNM posted just five fouls in the second half compared to 11 for the Broncos. UNM converted the fouls to seven points going 7-for-11 from the stripe.

The Lobos are scheduled to resume conference play on New Year's Eve, Dec. 31, in a home contest hosted at Lubbock Christian University against Nevada. UNM will play the Wolf Pack on Dec. 31 on FS1 at 7 p.m. MT followed by Jan. 2 on CBS Sports Network at 8 p.m.

Official Basketball Box Score -- Game Totals -- Final Statistics																			
New Mexico vs Boise St.																			
12/23/20 8:00 pm at Boise, ID																			
New Mexico 52 • 3-2, 0-2 MW																			
#	Player	Total	FG-FGA	3-Ptr	FG-FGA	FT-FTA	Rebounds	PF	TP	A	TO	Blk	Stl	Min					
							Off Def Tot												
01	MATOS, Bayron	2-6	0-0	1-4	4	0	4	2	5	0	0	0	0	23					
05	BROWN, Rod	4-7	0-0	0-0	0	3	3	2	8	1	3	0	0	21					
02	SINGLETON, Saquan	1-8	0-0	6-7	0	0	0	1	8	0	2	0	0	21					
10	MALUACH, Makuach	2-10	0-3	4-4	0	4	4	1	8	0	6	1	2	25					
11	FRANCIS III, Jeremiah	3-8	0-1	0-0	0	1	1	0	6	0	0	0	0	21					
00	MARIN, Isaiah	0-0	0-0	0-0	0	0	0	2	0	1	0	0	0	3					
04	KUAC, Emmanuel	1-1	1-1	0-0	0	2	2	3	3	0	1	1	0	13					
12	HEADINGS, Daniel	0-0	0-0	0-0	0	0	0	0	0	0	0	0	0	1					
13	JOHNSON, Javonte	2-4	0-1	3-3	0	1	1	0	7	0	1	0	0	14					
14	PADGETT, Logan	0-1	0-1	0-0	0	2	2	0	0	0	1	0	0	10					
20	PATTERSON, Clay	0-1	0-1	0-0	0	0	0	0	0	0	0	0	0	2					
21	DORSEY, Nolan	0-0	0-0	0-0	0	0	0	0	0	0	0	3	0	14					
22	MANUEL, Valdir	2-5	0-0	0-1	0	1	1	0	4	0	0	0	0	10					
23	MEDINA, Eloy	0-1	0-1	0-0	0	0	0	0	0	0	0	0	0	1					
30	WEGSCHEIDER, Kurt	1-2	0-0	1-2	3	2	5	2	3	1	1	0	0	19					
33	ARROYO, Jordan	0-0	0-0	0-0	0	0	0	0	0	0	0	0	0	2					
	Team				3	0	3												
	Totals	18-54	1-9	15-21	10	16	26	13	52	3	18	2	4	200					
	FG % 1st Half:	10-29	34.5%	2nd half:	8-25	32.0%	Game:	18-54	33.3%										
	3FG % 1st Half:	0-2	0.0%	2nd half:	1-7	14.3%	Game:	1-9	11.1%										
	FT % 1st Half:	8-10	80.0%	2nd half:	7-11	63.6%	Game:	15-21	71.4%										
Boise St. 89 • 6-1, 2-0 MW																			
#	Player	Total	FG-FGA	3-Ptr	FG-FGA	FT-FTA	Rebounds	PF	TP	A	TO	Blk	Stl	Min					
							Off Def Tot												
24	Abu Kigab	2-3	0-0	2-2	2	3	5	4	6	2	2	0	2	21					
33	Mladen Armus	2-4	0-0	1-2	2	1	3	2	5	0	1	0	1	24					
10	RayJ Dennis	2-7	1-4	0-0	0	2	2	4	5	6	2	0	3	30					
14	Emmanuel Akot	3-11	0-5	1-2	0	4	4	2	7	6	3	1	0	25					
21	Derrick Alston	9-9	3-3	1-1	0	4	4	1	22	6	3	1	2	29					
00	Marcus Shaver Jr.	5-7	3-3	0-0	0	5	5	2	13	1	1	0	0	20					
01	Kasean Pryor	0-0	0-0	1-2	0	1	1	1	1	0	1	0	0	3					
04	Burke Smith	1-1	0-0	0-0	0	0	0	1	2	0	0	0	0	4					
12	Max Rice	9-13	4-7	0-0	1	6	7	2	22	1	0	0	0	24					
13	Pavle Kuzmanovic	0-2	0-0	0-0	0	0	0	0	0	0	0	0	0	4					
15	Donovan Ivory	0-0	0-0	0-0	0	0	0	0	0	0	0	0	0	3					
23	Naje Smith	0-0	0-0	0-0	1	1	2	0	0	1	0	0	0	4					
29	Lukas Milner	3-3	0-0	0-0	0	1	1	6	0	0	2	0	0	9					
	Team				2	0	2												
	Totals	36-60	11-22	6-9	8	28	36	20	89	23	13	4	8	200					
	FG % 1st Half:	21-32	65.6%	2nd half:	15-28	53.6%	Game:	36-60	60.0%										
	3FG % 1st Half:	6-11	54.5%	2nd half:	5-11	45.5%	Game:	11-22	50.0%										
	FT % 1st Half:	4-5	80.0%	2nd half:	2-4	50.0%	Game:	6-9	66.7%										
Officials: Casey McClellan, Chris Rastatter, Tommy Nunez																			
Technical fouls: New Mexico-None. Boise St.-None.																			
Attendance: 2020-21 Men's Basketball. Round: 0. Boise St. vs New Mexico. Played at ExtraMl																			
Score by periods		1st	2nd	Total															
New Mexico		28	24	52															
Boise St.		52	37	89															

OPPONENT NUMERICAL ROSTER/STATS

NEVADA 2020-21 ROSTER

No.	Name	Pos.	Cl.	Ht.	Wt.	Hometown / Previous School
1	Robby Robinson	Forward	Jr.	6-8	225	San Diego, Calif. / San Diego City College
3	Alem Huseinovic	Guard	Fr.	6-4	190	Bosnia and Herzegovina / PHHoenix Prep
4	Desmond Cambridge, Jr.	Guard	Jr.	6-4	180	Nashville, Tenn. / Brown
5	Warren Washington	Forward	So.	7-0	215	San Marcos, Calif. / Oregon State
10	Gabe Bansuelo	Guard	So.	6-1	165	Reno, Nev. / Bishop Manogue HS
11	Kane Milling	Guard	So.	6-4	180	Nantes, France / CSP Limoges
13	Khristion Courseault	Guard	So.	6-2	180	Los Angeles, Calif. / Pasadena City College
14	Tré Coleman	Forward	Fr.	6-7	185	Jeffersonville, Ind. / Jeffersonville High School
15	Zane Meeks	Forward	So.	6-9	215	Prairie Village, Kan. / Brewster Academy
20	Daniel Foster	Guard	Fr.	6-6	185	Melbourne, Australia / Golden State Prep. School
23	DeAndre Henry	Forward	Fr.	6-7	225	Phoenix, Ariz. / PHHoenix Prep
25	Grant Sherfield	Guard	So.	6-2	189	Fort Worth, Texas / Wichita State
42	Kwamé "K.J." Hymes, Jr.	Forward	So.	6-10	210	Phoenix, Ariz. / Hillcrest Prep
44	Zachary Williams	Forward	Sr.	6-7	205	Reno, Nev. / South Mountain Community College

NEVADA 2020-21 STATISTICS

RECORD:	OVERALL	HOME	AWAY	NEUTRAL
ALL GAMES	6-3	3-2	2-1	1-0
CONFERENCE	1-1	1-1	0-0	0-0
NON-CONFERENCE	5-2	2-1	2-1	1-0

		Total				3-Point		F-Throw		Rebounds												
#	Player	gp-gs	min	avg	fg-fga	fg%	3fg-fga	3fg%	ft-fa	ft%	off	def	tot	avg	pf	dq	a	to	blk	stl	pts	avg
25	Grant Sherfield	9-9	293	32.6	46-108	.42	13-33	.39	36-44	.81	1	34	35	3.9	11	0	49	24	0	15	141	15.7
04	Desmond Cambrid	9-9	257	28.6	46-118	.39	24-75	.32	14-15	.93	2	34	36	4.0	26	2	24	16	4	8	130	14.4
15	Zane Meeks	9-5	209	23.2	33-67	.49	11-27	.40	21-27	.77	22	37	59	6.6	19	0	8	13	3	4	98	10.9
05	Warren Washingto	9-9	180	20.0	29-42	.69	0-1	.00	20-33	.60	10	41	51	5.7	25	2	8	13	6	1	78	8.7
42	K.J. Hymes	9-4	143	15.9	20-37	.54	3-8	.37	11-17	.64	8	24	32	3.6	28	2	4	16	6	1	54	6.0
11	Kane Milling	9-4	191	21.2	13-39	.33	4-17	.23	9-15	.60	1	17	18	2.0	11	0	9	11	2	2	39	4.3
14	TrA© Coleman	9-5	222	24.7	11-28	.39	6-15	.40	8-21	.38	8	11	19	2.1	9	0	17	13	5	10	36	4.0
23	DeAndre Henry	7-0	40	5.7	10-14	.71	0-0	.00	2-3	.66	0	5	5	0.7	3	0	0	2	0	0	22	3.1
03	Alem Huseinovic	9-0	109	12.1	8-27	.29	4-17	.23	8-8	1.000	2	9	11	1.2	11	0	6	4	0	1	28	3.1
13	Khristion Coursea	5-0	25	5.0	2-2	1.000	0-0	.00	3-3	1.000	0	1	1	0.2	2	0	1	2	0	2	7	1.4
01	Robby Robinson	9-0	127	14.1	4-18	.22	0-1	.00	2-3	.66	10	31	41	4.6	18	0	4	10	1	3	10	1.1
10	Gabe Bansuelo	2-0	4	2.0	0-0	.00	0-0	.00	0-0	.00	0	0	0	0.0	0	0	0	0	0	0	0	0.0
Team											17	22	39				4					
Total.....		9	1800		222-500	.44	65-194	.33	134-189	.70	81	266	347	38.6	163	6	130	128	27	47	643	71.4
Opponents.....		9	1800		205-521	.39	78-246	.31	117-169	.69	76	229	305	33.9	170	-	121	113	26	63	605	67.2

TEAM STATISTICS	NEV	OPP	Date	Opponent	Score	Att.
SCORING	643	605	11/25/20	vs North Dakota St.	w 62-48	0
Points per game	71.4	67.2	11/26/20	at Nebraska	w 69-66	0
Scoring margin	+4.2	-	11/30/20	PACIFIC	w 70-58	0
FIELD GOALS-ATT	222-500	205-521	12/02/20	SAN FRANCISCO	L 60-85	50
Field goal pct	.444	.393	12/07/20	WILLIAM JESSUP	w 86-64	0
3 POINT FG-ATT	65-194	78-246	12/11/20	at Grand Canyon	L 77-87	328
3-point FG pct	.335	.317	12/14/20	at San Diego	w 79-72	0
3-pt FG made per gam	7.2	8.7	* 12/18/20	AIR FORCE	w 74-57	50
FREE THROWS-ATT	134-189	117-169	* 12/20/20	AIR FORCE	L 66-68	50
Free throw pct	.709	.692				
F-Throws made per ga	14.9	13.0				
REBOUNDS	347	305				
Rebounds per game	38.6	33.9				
Rebounding margin	+4.7	-				
ASSISTS	130	121				
Assists per game	14.4	13.4				
TURNOVERS	128	113				
Turnovers per game	14.2	12.6				
Turnover margin	-1.7	-				
Assist/turnover ratio	1.0	1.1				
STEALS	47	63				
Steals per game	5.2	7.0				
BLOCKS	27	26				
Blocks per game	3.0	2.9				
ATTENDANCE	150	328				
Home games-Avg/Ga	5-30	3-109				
Neutral site-Avg/Game	-	1-0				

Score by Periods	1st	2nd	Totals
Nevada	323	320	643
Opponents	288	317	605

2020-21 OPPONENT MOUNTAIN WEST STATISTICS

RECORD:	OVERALL	HOME	AWAY	NEUTRAL
ALL GAMES	1-1	1-1	0-0	0-0
CONFERENCE	1-1	1-1	0-0	0-0
NON-CONFERENCE	0-0	0-0	0-0	0-0

##	Player	gp-gs	min	avg	Total		3-Point		F-Throw		Rebounds				pf	dq	a	to	blk	stl	pts	avg
					fg-fga	fg%	3fg-fga	3fg%	ft-fga	ft%	off	def	tot	avg								
04	Desmond Cambrid	2-2	61	30.5	11-28	.39	5-18	.27	5-5	1.000	1	10	11	5.5	6	1	7	3	2	1	32	16.0
15	Zane Meeks	2-2	59	29.5	8-17	.47	2-8	.25	14-17	.82	8	8	16	8.0	6	0	2	7	1	3	32	16.0
05	Warren Washingto	2-2	43	21.5	10-11	.90	0-0	.00	4-10	.40	5	14	19	9.5	7	1	3	3	0	1	24	12.0
25	Grant Sherfield	2-2	60	30.0	7-19	.36	1-6	.16	3-4	.75	0	6	6	3.0	4	0	13	4	0	2	18	9.0
42	K.J. Hymes	2-0	27	13.5	4-5	.80	0-0	.00	3-6	.50	2	5	7	3.5	8	1	0	4	1	0	11	5.5
11	Kane Milling	2-0	47	23.5	2-7	.28	2-6	.33	4-5	.80	1	1	2	1.0	4	0	1	2	0	1	10	5.0
23	DeAndre Henry	2-0	12	6.0	3-4	.75	0-0	.00	0-0	.00	0	2	2	1.0	2	0	0	1	0	0	6	3.0
03	Alem Huseinovic	2-0	25	12.5	1-5	.20	0-4	.00	2-2	1.000	1	0	1	0.5	4	0	1	3	0	0	4	2.0
13	Khristion Coursea	2-0	9	4.5	1-1	1.000	0-0	.00	0-0	.00	0	1	1	0.5	1	0	1	1	0	2	2	1.0
14	TrÃ© Coleman	2-2	48	24.0	0-4	.00	0-3	.00	1-4	.25	1	1	2	1.0	1	0	4	4	1	2	1	0.5
01	Robby Robinson	2-0	9	4.5	0-0	.00	0-0	.00	0-0	.00	0	0	0	0.0	1	0	0	2	0	0	0	0.0
Team											3	4	7					1				
Total.....		2	400		47-101	.46	10-45	.22	36-53	.67	22	52	74	37.0	44	3	32	35	5	12	140	70.0
Opponents.....		2	400		42-93	.45	12-36	.33	29-41	.70	8	41	49	24.5	39	-	30	33	2	19	125	62.5

TEAM STATISTICS	NEV	OPP	Date	Opponent	Score	Att.
SCORING	140	125	* 12/18/20	AIR FORCE	w 74-57	50
Points per game	70.0	62.5	* 12/20/20	AIR FORCE	L 66-68	50
Scoring margin	+7.5	-	* - Conference game			
FIELD GOALS-ATT	47-101	42-93				
Field goal pct	.465	.452				
3 POINT FG-ATT	10-45	12-36				
3-point FG pct	.222	.333				
3-pt FG made per gam	5.0	6.0				
FREE THROWS-ATT	36-53	29-41				
Free throw pct	.679	.707				
F-Throws made per ga	18.0	14.5				
REBOUNDS	74	49				
Rebounds per game	37.0	24.5				
Rebounding margin	+12.5	-				
ASSISTS	32	30				
Assists per game	16.0	15.0				
TURNOVERS	35	33				
Turnovers per game	17.5	16.5				
Turnover margin	-1.0	-				
Assist/turnover ratio	0.9	0.9				
STEALS	12	19				
Steals per game	6.0	9.5				
BLOCKS	5	2				
Blocks per game	2.5	1.0				
ATTENDANCE	100	0				
Home games-Avg/Ga	2-50	0-0				
Neutral site-Avg/Game	-	0-0				

Score by Periods	1st	2nd	Totals
Nevada	74	66	140
Opponents	63	62	125

OPPONENT'S LAST TIME OUT

DEC. 20, 2020 · NEVADA 66, AIR FORCE 68 · Reno, Nev.

Pack splits series with Air Force

RENO, Nev. - Nevada will go into the holiday break 1-1 in Mountain West play after Air Force earned a split of the weekend's two-game series Sunday, defeating the pack, 68-66.

The Pack (6-3, 1-1 MW) will resume Mountain West play after the break on the road against New Mexico, facing the Lobos Dec. 31 (6 p.m. PT, FS1) and Jan. 2 (7 p.m. PT, CBS Sports Network).

Sunday, Nevada looked in control for the opening 20 minutes, holding a 33-24 lead at the break. But Air Force (3-3, 1-1 MW) came out firing to start the second half, hitting its first six attempts and shooting 54.5 percent (12-for-22) in the period, and outscoring the pack, 44-33, over the final 20 minutes.

Falcons guard A.J. Walker led the attack, finishing the night with 27 points and going 11-for-18 from the field. Walker's 27 points were a season high by a Pack opponent, with 16 coming in the second half.

Sophomore forward Zane Meeks led Nevada with a career high-matching 18 points, and adding eight rebounds. Meeks also went 7-for-8 from the line Sunday.

Redshirt junior guard Desmond Cambridge, Jr., had his streak of three-straight 20-point games snapped, being held to nine points on 4-of-12 shooting.

Air Force erased the nine-point Wolf Pack lead with a 10-1 run to open the second half, with Walker scoring six of those Falcon points. The Pack missed its first three attempts before K.J. Hymes' bucket put Nevada back up two at 36-34 with just over three minutes gone.

But the Falcons would stay hot, taking a 42-39 lead on Glen McClintock's triple just over three minutes later, and stretched that lead to as many as eight at 52-44 with 7:29 to play.

Nevada would buckle down on defense to help fuel a quick comeback, forcing an over-and-back and a 10-second violation on consecutive possessions, while Hymes provided five points of an 11-2 Pack run capped by a three-point play with 4:38 to go.

Cambridge, Jr., would drive for a layup to up the lead to 57-54 after another defensive stop, but the Pack would go scoreless over the next two minutes, while Air Force got a bucket from Walker and a triple from Chris Joyce, who scored 18 points, to retake the lead at 59-57 with 1:49 to play.

It was still a two-point game at 61-59 with under a minute to go before Air Force's Nikc Jackson hit a 3-pointer with 32 seconds on the clock to make it a five-point game. Two Walker free throws after a Pack miss made it a seven-point game, and the Falcons would hold on despite a late rush from Nevada.

Official Basketball Box Score -- Game Totals -- Final Statistics

Air Force vs Nevada

12/20/20 3:00 pm at Reno, NV

Air Force 68 • 3-3,1-1 Mountain

#	Player	Total		3-Ptr		Rebounds		PF	TP	A	TO	Blk	Stl	Min
		FG	FGA	FG	FGA	Off	Def							
22	Nikc Jackson	3-3	1-1	0-0	0-0	1	4	5	7	4	3	0	4	21
44	Keaton Van Soelen	2-6	0-3	2-2	1	4	5	3	6	6	0	1	1	36
02	Glen McClintock	2-2	1-1	2-2	0	2	2	2	7	1	3	0	0	33
05	Chris Joyce	5-12	2-7	6-6	1	3	4	4	18	2	1	0	1	36
10	AJ Walker	11-18	2-4	3-4	1	3	4	1	27	3	5	0	3	39
00	Joseph Octave	0-0	0-0	0-0	0	1	1	0	0	0	0	0	0	3
11	Ameka Akaya	0-0	0-0	0-0	0	0	0	0	0	0	0	0	0	4
08	Abe Kinrade	0-2	0-1	3-4	0	1	1	4	3	0	1	0	0	19
24	Mason Taylor	0-4	0-2	0-0	0	1	1	0	0	0	0	0	0	9
Team		0		3		3		0		4		0		0
Totals		23-47	6-19	16-18	4	22	26	19	68	16	17	1	9	200

FG % 1st Half: 11-25 44.0% 2nd half: 12-22 54.5% Game: 23-47 48.9% Deadball
3FG % 1st Half: 1-8 12.5% 2nd half: 5-11 45.5% Game: 6-19 31.6% Rebounds
FT % 1st Half: 1-1 100.0 2nd half: 15-17 88.2% Game: 16-18 88.9%

Nevada 66 • 6-3,1-1 Mountain

#	Player	Total		3-Ptr		Rebounds		PF	TP	A	TO	Blk	Stl	Min
		FG	FGA	FG	FGA	Off	Def							
05	Warren Washington	4-4	0-0	0-2	4	8	12	2	8	3	3	0	1	22
14	TrA© Coleman	0-1	0-1	1-2	0	0	0	0	1	1	2	1	1	19
15	Zane Meeks	5-11	1-5	7-8	5	3	8	2	18	2	4	0	2	34
04	Desmond Cambridge	4-12	1-9	0-0	1	3	4	5	9	2	0	0	0	27
25	Grant Sherfield	4-12	0-4	2-3	0	1	1	2	10	4	2	0	1	28
01	Robby Robinson	0-0	0-0	0-0	0	0	0	0	0	0	0	0	0	3
03	Alem Huseinovic	1-3	0-2	2-2	1	0	1	1	4	0	2	0	0	12
11	Kane Milling	0-4	0-3	4-5	0	0	0	2	4	1	1	0	0	26
13	Khristion Courseault	1-1	0-0	0-0	0	1	1	1	2	1	1	0	1	8
23	DeAndre Henry	1-2	0-0	0-0	0	1	1	1	2	0	0	0	0	3
42	K.J. Hymes	3-4	0-0	2-4	0	3	3	3	8	0	1	1	0	18
Team		2		2		4		0		0		0		0
Totals		23-54	2-24	18-26	13	22	35	19	66	14	16	2	6	200

FG % 1st Half: 14-30 46.7% 2nd half: 9-24 37.5% Game: 23-54 42.6% Deadball
3FG % 1st Half: 2-14 14.3% 2nd half: 0-10 0.0% Game: 2-24 8.3% Rebounds
FT % 1st Half: 3-4 75.0% 2nd half: 15-22 68.2% Game: 18-26 69.2%

Officials: Shawn Lehigh,Deldre Carr,Randy McCall
Technical fouls: Air Force-None. Nevada-None.
Attendance: 50
2020-21 Men's Basketball, Round: 0. Air Force vs Nevada. Played at Lawlor Even

Score by periods			
	1st	2nd	Total
Air Force	24	44	68
Nevada	33	33	66

CHARTING THE NUMBERS

	Season	Career at UNM	Jeremiah Francis III	1	1 (1-0)
Double-Digit Scoring Games			Rod Brown	1	1 (0-1)
Makuach Maluach	4	48 (31-17)	Isaiah Marin	1	1 (0-1)
Keith McGee	0	23 (11-12)	Kurt Wegscheider	1	1 (0-1)
Rod Brown	3	3 (3-0)	() Team's record in those games		
Bayron Matos	2	2 (2-0)			
Saquan Singleton	1	1 (1-0)			
Valdir Manuel	1	1 (1-0)			

40-Point Games
30-Point Games
20-Point Games

Makuach Maluach	1	6 (4-2)
Keith McGee	0	2 (1-1)

Scoring Leaders

Makuach Maluach	4	14 (7-7)
Keith McGee	0	5 (2-3)
Bayron Matos	1	1 (1-0)
Rod Brown	1	1 (0-1)
Saquan Singleton	1	1 (0-1)

10+ Rebound Games

Makuach Maluach	2	4 (4-0)
Saquan Singleton	1	1 (1-0)
Bayron Matos	1	1 (1-0)

Rebounding Leaders

Keith McGee	0	1 (0-1)
Makuach Maluach	2	10 (7-3)
Jordan Arroyo	0	1 (0-1)
Kurt Wegscheider	1	2 (1-1)
Saquan Singleton	2	2 (1-1)
Emmanuel Kuac	1	1 (0-1)

Double-Doubles

Makuach Maluach	2	4 (4-0)
Saquan Singleton	1	1 (1-0)
Bayron Matos	1	1 (1-0)

Assist Leaders

Keith McGee	0	4 (0-4)
Makuach Maluach	1	10 (1-9)
Saquan Singleton	3	3 (2-1)

2020-21 DUNK TRACKER

Player	Overall	MW
Keith McGee	1	-
Bayron Matos	2	-
Emmanuel Kuac	1	1

SCORING MARGIN BREAKDOWN

Total	1	2	3	4	5	6	7	8	9	10	11-15	16-20	21+
Win	0	0	0	0	0	0	0	0	0	0	1	0	2
Loss	0	0	0	0	0	0	0	0	0	0	0	0	2

UNM INDIVIDUAL GAME HIGHS

Points	23		MALUACH, Makuach at Rice (12/13/20)
	17		MALUACH, Makuach vs Our Lady of the Lake (12/15/20)
	16		MATOS, Bayron vs LeTourneau (12/17/20)
	16		Rod Brown vs Our Lady of the Lake (12/15/20)
	15		MALUACH, Makuach vs LeTourneau (12/17/20)
Field Goals Made	8		MALUACH, Makuach at Rice (12/13/20)
	7		MATOS, Bayron vs LeTourneau (12/17/20)
Field Goal Att.	14		MATOS, Bayron vs LeTourneau (12/17/20)
	14		MALUACH, Makuach at Rice (12/13/20)
FG Pct (min 5 made)	1.000	(6-6)	Rod Brown vs Our Lady of the Lake (12/15/20)
	1.000	(5-5)	MANUEL, Valdir vs Our Lady of the Lake (12/15/20)
3-Point FG Made	3		KUAC, Emmanuel vs Our Lady of the Lake (12/15/20)
	2		MCGEE, Keith at Boise St. (12/21/20)
	2		MALUACH, Makuach vs Our Lady of the Lake (12/15/20)
	2		MALUACH, Makuach at Rice (12/13/20)
3-Point FG Att.	7		FRANCIS III,Jeremiah vs Our Lady of the Lake (12/15/20)
	4		KUAC, Emmanuel vs Our Lady of the Lake (12/15/20)
	4		KUAC, Emmanuel at Rice (12/13/20)
	4		FRANCIS III,Jeremiah at Rice (12/13/20)
3-Pt FG Pct (min 2 made)	1.000	(2-2)	MALUACH, Makuach at Rice (12/13/20)
	.750	(3-4)	KUAC, Emmanuel vs Our Lady of the Lake (12/15/20)
Free Throws Made	6		SINGLETON, Saquan at Boise St. (12/23/20)
	5		MALUACH, Makuach at Rice (12/13/20)
Free Throw Att.	8		MALUACH, Makuach vs Our Lady of the Lake (12/15/20)
	7		SINGLETON, Saquan at Boise St. (12/23/20)
	7		SINGLETON, Saquan vs LeTourneau (12/17/20)
FT Pct (min 3 made)	1.000	(4-4)	MALUACH, Makuach at Boise St. (12/23/20)
	1.000	(3-3)	JOHNSON, Javonte at Boise St. (12/23/20)
Rebounds	12		MALUACH, Makuach vs LeTourneau (12/17/20)
	12		MALUACH, Makuach at Rice (12/13/20)
Assists	4		FRANCIS III,Jeremiah vs Our Lady of the Lake (12/15/20)
	4		SINGLETON, Saquan vs Our Lady of the Lake (12/15/20)
	4		SINGLETON, Saquan at Rice (12/13/20)
Steals	3		WEGSCHEIDER, Kurt vs LeTourneau (12/17/20)
	3		MALUACH, Makuach vs Our Lady of the Lake (12/15/20)
	3		FRANCIS III,Jeremiah at Rice (12/13/20)
Blocked Shots	3		MATOS, Bayron vs Our Lady of the Lake (12/15/20)
	2		KUAC, Emmanuel vs Our Lady of the Lake (12/15/20)
	2		MALUACH, Makuach vs Our Lady of the Lake (12/15/20)
Turnovers	6		MALUACH, Makuach at Boise St. (12/23/20)
	4		FRANCIS III,Jeremiah at Boise St. (12/21/20)
	4		MCGEE, Keith vs LeTourneau (12/17/20)
	4		MATOS, Bayron at Rice (12/13/20)
Fouls	4		MATOS, Bayron at Boise St. (12/21/20)
	4		KUAC, Emmanuel at Rice (12/13/20)
Minutes	30		FRANCIS III,Jeremiah at Rice (12/13/20)
	29		MALUACH, Makuach at Rice (12/13/20)
	27		MALUACH, Makuach at Boise St. (12/21/20)
	26		FRANCIS III,Jeremiah at Boise St. (12/21/20)
	25		MALUACH, Makuach at Boise St. (12/23/20)
	25		BROWN, Rod at Rice (12/13/20)

UNM AND OPPONENT TEAM HIGHS AND LOWS

NEW MEXICO - TEAM GAME HIGHS

POINTS	104	vs Our Lady of the Lake (12/15/20)
	90	vs LeTourneau (12/17/20)
	72	at Rice (12/13/20)
	53	at Boise St. (12/21/20)
	52	at Boise St. (12/23/20)
FIELD GOALS MADE	40	vs Our Lady of the Lake (12/15/20)
	38	vs LeTourneau (12/17/20)
FIELD GOAL ATTEMPTS	83	vs LeTourneau (12/17/20)
	67	vs Our Lady of the Lake (12/15/20)
FIELD GOAL PERCENTAGE	.597 (40-67)	vs Our Lady of the Lake (12/15/20)
	.458 (38-83)	vs LeTourneau (12/17/20)
3 PT FIELD GOALS MADE	10	vs Our Lady of the Lake (12/15/20)
	5	at Boise St. (12/21/20)
3 PT FG ATTEMPTS	23	vs Our Lady of the Lake (12/15/20)
	17	at Rice (12/13/20)
3 PT FG PERCENTAGE	.435 (10-23)	vs Our Lady of the Lake (12/15/20)
	.333 (5-15)	at Boise St. (12/21/20)
FREE THROWS MADE	15	at Boise St. (12/23/20)
	14	vs Our Lady of the Lake (12/15/20)
FREE THROW ATTEMPTS	24	vs LeTourneau (12/17/20)
	23	vs Our Lady of the Lake (12/15/20)
FREE THROW PERCENTAGE	.769 (10-13)	at Rice (12/13/20)
	.714 (15-21)	at Boise St. (12/23/20)
REBOUNDS	79	vs LeTourneau (12/17/20)
	49	at Rice (12/13/20)
ASSISTS	21	vs Our Lady of the Lake (12/15/20)
	16	vs LeTourneau (12/17/20)
STEALS	10	vs Our Lady of the Lake (12/15/20)
	6	at Rice (12/13/20)
BLOCKED SHOTS	9	vs Our Lady of the Lake (12/15/20)
	4	vs LeTourneau (12/17/20)
TURNOVERS	18	at Boise St. (12/23/20)
	15	vs LeTourneau (12/17/20)
	15	at Rice (12/13/20)
FOULS	18	at Boise St. (12/21/20)
	16	at Rice (12/13/20)

OPPONENT - TEAM GAME HIGHS

POINTS	89	at Boise St. (12/23/20)
	77	at Boise St. (12/21/20)
	65	vs Our Lady of the Lake (12/15/20)
	61	at Rice (12/13/20)
	58	vs LeTourneau (12/17/20)
FIELD GOALS MADE	36	at Boise St. (12/23/20)
	30	at Boise St. (12/21/20)
FIELD GOAL ATTEMPTS	79	vs LeTourneau (12/17/20)
	62	vs Our Lady of the Lake (12/15/20)
FIELD GOAL PERCENTAGE	.600 (36-60)	at Boise St. (12/23/20)
	.577 (30-52)	at Boise St. (12/21/20)
3 PT FIELD GOALS MADE	13	at Rice (12/13/20)
	11	at Boise St. (12/23/20)
	11	vs LeTourneau (12/17/20)
3 PT FG ATTEMPTS	44	vs LeTourneau (12/17/20)
	35	at Rice (12/13/20)
3 PT FG PERCENTAGE	.500 (11-22)	at Boise St. (12/23/20)
	.371 (13-35)	at Rice (12/13/20)
FREE THROWS MADE	12	at Boise St. (12/21/20)
	10	at Rice (12/13/20)
FREE THROW ATTEMPTS	20	at Boise St. (12/21/20)
	16	at Rice (12/13/20)
FREE THROW PERCENTAGE	.818 (9-11)	vs Our Lady of the Lake (12/15/20)
	.667 (6-9)	at Boise St. (12/23/20)
REBOUNDS	36	at Boise St. (12/23/20)
	35	at Boise St. (12/21/20)
ASSISTS	23	at Boise St. (12/23/20)
	19	at Boise St. (12/21/20)
STEALS	10	at Boise St. (12/21/20)
	9	vs LeTourneau (12/17/20)
BLOCKED SHOTS	5	at Boise St. (12/21/20)
	5	vs LeTourneau (12/17/20)
TURNOVERS	18	vs Our Lady of the Lake (12/15/20)
	15	at Rice (12/13/20)
FOULS	20	at Boise St. (12/23/20)
	20	at Boise St. (12/21/20)

NEW MEXICO - TEAM GAME LOWS

POINTS	52	at Boise St. (12/23/20)
	53	at Boise St. (12/21/20)
	72	at Rice (12/13/20)
	90	vs LeTourneau (12/17/20)
	104	vs Our Lady of the Lake (12/15/20)
FIELD GOALS MADE	18	at Boise St. (12/23/20)
	19	at Boise St. (12/21/20)
FIELD GOAL ATTEMPTS	54	at Boise St. (12/23/20)
	56	at Boise St. (12/21/20)
FIELD GOAL PERCENTAGE	.333 (18-54)	at Boise St. (12/23/20)
	.339 (19-56)	at Boise St. (12/21/20)
3 PT FIELD GOALS MADE	1	at Boise St. (12/23/20)
	2	vs LeTourneau (12/17/20)
3 PT FG ATTEMPTS	9	at Boise St. (12/23/20)
	12	vs LeTourneau (12/17/20)
3 PT FG PERCENTAGE	.111 (1-9)	at Boise St. (12/23/20)
	.167 (2-12)	vs LeTourneau (12/17/20)
FREE THROWS MADE	10	at Rice (12/13/20)
	10	at Boise St. (12/21/20)
FREE THROW ATTEMPTS	13	at Rice (12/13/20)
	19	at Boise St. (12/21/20)
FREE THROW PERCENTAGE	.500 (12-24)	vs LeTourneau (12/17/20)
	.526 (10-19)	at Boise St. (12/21/20)
REBOUNDS	26	at Boise St. (12/23/20)
	29	at Boise St. (12/21/20)
ASSISTS	3	at Boise St. (12/23/20)
	8	at Boise St. (12/21/20)
STEALS	3	at Boise St. (12/21/20)
	4	at Boise St. (12/23/20)
BLOCKED SHOTS	1	at Boise St. (12/21/20)
	2	at Boise St. (12/23/20)
TURNOVERS	13	at Boise St. (12/21/20)
	14	vs Our Lady of the Lake (12/15/20)
FOULS	10	vs LeTourneau (12/17/20)
	12	vs Our Lady of the Lake (12/15/20)

OPPONENT - TEAM GAME LOWS

POINTS	58	vs LeTourneau (12/17/20)
	61	at Rice (12/13/20)
	65	vs Our Lady of the Lake (12/15/20)
	77	at Boise St. (12/21/20)
	89	at Boise St. (12/23/20)
FIELD GOALS MADE	19	at Rice (12/13/20)
	22	vs LeTourneau (12/17/20)
FIELD GOAL ATTEMPTS	52	at Boise St. (12/21/20)
	56	at Rice (12/13/20)
FIELD GOAL PERCENTAGE	.278 (22-79)	vs LeTourneau (12/17/20)
	.339 (19-56)	at Rice (12/13/20)
3 PT FIELD GOALS MADE	5	at Boise St. (12/21/20)
	10	vs Our Lady of the Lake (12/15/20)
3 PT FG ATTEMPTS	15	at Boise St. (12/21/20)
	22	at Boise St. (12/23/20)
3 PT FG PERCENTAGE	.250 (11-44)	vs LeTourneau (12/17/20)
	.333 (5-15)	at Boise St. (12/21/20)
FREE THROWS MADE	3	vs LeTourneau (12/17/20)
	6	at Boise St. (12/23/20)
FREE THROW ATTEMPTS	5	vs LeTourneau (12/17/20)
	9	at Boise St. (12/23/20)
FREE THROW PERCENTAGE	.600 (3-5)	vs LeTourneau (12/17/20)
	.600 (12-20)	at Boise St. (12/21/20)
REBOUNDS	21	vs Our Lady of the Lake (12/15/20)
	30	at Rice (12/13/20)
ASSISTS	10	vs LeTourneau (12/17/20)
	11	at Rice (12/13/20)
STEALS	5	at Rice (12/13/20)
	7	vs Our Lady of the Lake (12/15/20)
BLOCKED SHOTS	0	at Rice (12/13/20)
	4	vs Our Lady of the Lake (12/15/20)
	4	at Boise St. (12/23/20)
TURNOVERS	8	vs LeTourneau (12/17/20)
	12	at Boise St. (12/21/20)
FOULS	15	at Rice (12/13/20)
	19	vs Our Lady of the Lake (12/15/20)
	19	vs LeTourneau (12/17/20)

NEW MEXICO

As A Team:

Scored 100 Points: 104 - vs Our Lady of the Lake (12-15-20)
 Scored 90-99 Points: 90 - vs LeTourneau (12-17-20)
 Scored 80-89 Points: 86 - vs San José State (1-21-20)
 Scored Less Than 50 Points: 46 - at Arizona (12-20-16)
 Scored Less Than 40 Points: 34 - at #25 San Diego State (1-26-13)
 Won By 40 Points: W, 103-47 - vs Southwest (12-30-18)
 Won By 30 Points: W, 90-58 - vs LeTourneau (12-17-20)
 Won By 20 Points: W, 97-68 - vs Wyoming (2-8-20)
 Lost By 20-29 Points: L, 77-53 - at Boise State (12-21-20)
 Lost By 30 Points: L, 89-52 - at Boise State (12-23-20)
 Shot 65% Or Better: 69.2% (27-39) - at Air Force (1-15-05)
 Shot 60% Or Better: 64.1% (41-64) - vs Houston Baptist (12-22-19)
 Shot Less Than 35%: 33.3% (18-54) - at Boise State (12-23-20)
 Shot Less Than 30%: 28.1% (18-64) - at NM State (12-4-18)
 Shot 60% 3FG Or Better: 61.1% (11-18) - vs UTEP (11-24-18)
 Shot Less Than 30% 3FG: 11.1% (1-9) - at Boise State (12-23-20)
 Made 10 Three-Pointers: 10 (10-23) - vs Our Lady of the Lake (12-15-20)
 Shot 100% on Free Throws: 100% (14-14) - vs San José State (3-4-20)
 Shot 95% On Free Throws: 95.5% (21-22) - at Boise State (1-17-17)
 Shot 85% On Free Throws: 93.8 (15-16) - vs Grand Canyon (12-17-19)
 Shot Less Than 50% On FTs: 42.1% (8-19) - at San José State (2-26-19)
 Had 50 Rebounds: 79 - vs LeTourneau (12-17-20)
 Had 20 Offensive Rebounds: 32 - vs LeTourneau (12-17-20)
 Had 40 Assists: 40 - Northern N.M. (11-11-17)
 Had 20 Assists: 23 - vs Grand Canyon (12-17-19)
 Had 20 Turnovers: 21 - vs San José State (3-4-20)
 Had Less Than 10 Turnovers: 7 - vs Utah State (3-5-20)
 Had 10 Steals: 10 - vs Our Lady of the Lake (12-15-20)
 Had 15 Steals: 17 - vs McNeese (11-16-19)
 Had 10 Blocks: 10 - vs Air Force (1-11-20)
 Had Two or More 20-Point Scorers: vs San José State (3-4-20)

Vance Jackson (26) & Makuach Maluach (22)
 (7) - at Colorado State (2-28-18)
 (6) - vs Wyoming (1-19-19)
 (5) - at UNLV (1-18-20)
 at Boise State (12-23-20)
 vs LeTourneau (12-17-20)
 Makuach Maluach (12) & Bayron Matos (10)
 vs Colorado State (3-2-19)

Carlton Bragg (14), Corey Manigault (11), Makuach Maluach (10)
 52 - vs Our Lady of the Lake (12-15-20)
 50 - vs LeTourneau (12-17-20)
 61 - vs Houston Baptist (12-22-19)
 16 - at Arizona (12-20-16)
 15 - at #25 San Diego State (1-26-13)
 (0-10) - vs Washington State (12-25-15)
 W, 85-58 - vs No. 5/6 Nevada (1-5-19)
 L, 85-57 - vs No. 4 San Diego State (1-29-20)
 W, 95-86 vs Fresno State (3-3-18)
 L, 105-104 vs. Nevada (1-7-17)
 W, 97-94 vs. UAB (11-21-13)
 L, 73-76 at Dayton (1-1-10)
 W, 104-99, Fresno State (3-8-96)
 Never

As An Individual:

Had a Triple-Double: Luc Longley (17 pts, 14 rebs, 10 assts)

vs. Penn State (3-28-90)
 vs LeTourneau (12-17-20)

Makuach Maluach (15 pts., 12 rebs.) & Bayron Matos (16 pts., 10 rebs.)

Had a Double-Double (Pts/Asst): JaQuan Lyle (14 pts & 10 assts)
 vs Fresno State (1-7-20)

Scored 20+ Pts with 10+ Rebs: Makuach Maluach (23 pts & 12 rebs)
 at Rice (12-13-20)

Scored 20+ Pts with 20+ Rebs: Carlton Bragg (22 pts & 20 rebs)
 at Wyoming (3-9-19)

Scored 30 Points: JaQuan Lyle (31) vs Green Bay (11-13-19)
 Scored 30 Points (MW Only): JaQuan Lyle (31) vs Boise State (12-4-19)
 Scored 20 Points: at Rice (12-13-20)

Makuach Maluach (23)
 at No. 4 San Diego State (2-11-20)

Vante Hendrix (20)
 Carlton Bragg (20) at Wyoming (3-9-19)
 Carlton Bragg (17) - vs NM State (12-14-19)

JaQuan Lyle (10) - vs (RV) Utah State (2-29-20)
 Carlton Bragg (5) - vs McNeese (11-16-19)

Had 5 Steals: Joe Furstinger (5) - vs Boise State (2-6-18)
 Had 5 Blocks:

VERSUS NEW MEXICO

As A Team:

Scored 100 Points: 105 - at Colorado State (1-15-20)
 Scored 90 Points: 96 - at Nevada (1-25-20)
 Scored 80-89 Points: 89 - at Boise State (12-23-20)
 Scored Less Than 50 Points: 47 - vs Southwest (12-30-18)
 Scored Less Than 40 Points: 38 - Wyoming (2-11-12)
 Shot 50% Or Better: 60.0% (36-60) - at Boise State (12-23-20)
 Shot Less Than 35%: 33.9% (19-56) - at Rice (12-13-20)
 Shot Less Than 30%: 27.8% (22-79) - vs LeTourneau (12-17-20)
 Shot 60% 3FG Or Better: 67.9% (19-28) - at Colorado State (1-15-20)
 Shot 50% 3FG Or Better: 50.0% (11-22) - at Boise State (12-23-20)
 Shot Less Than 20% 3FG: 19.0% (4-21) - vs Wyoming (2-8-20)
 Made 15 Three-Pointers: 15 (15-33) - vs No. 4 San Diego State (1-29-20)
 Made 10 Three-Pointers: 11 (11-22) - at Boise State (12-23-20)
 Shot 75% On Free Throws: 81.8% (9-11) - vs Our Lady of the Lake (12-15-20)
 Shot Less Than 50% On FTs: 40.0% (4-10) - vs NM State (12-14-19)
 Had 50 Rebounds: 500 - at Nevada (1-25-20)
 Had 20 Offensive Rebounds: 25 - at New Mexico State (11-17-17)
 Had 20 Assists: 23 - at Boise State (12-23-20)
 Had 20 Turnovers: 20 - vs UC Davis (12-29-19)
 Had Less Than 10 Turnovers: 8 - vs LeTourneau (12-17-20)
 Had 10 Steals: 10 - at Boise State (12-21-20)
 Had 10 Blocks: 11 - at USC (11-21-15)
 Had 40-Point and 20-Point Scorers: Nevada (1-7-17)

Jordan Caroline (45) & Marcus Marshall (26)

Had 30-Point and 20-Point Scorers: vs NM State (11-17-18)

AJ Harris (31) & Terrell Brown (20)

at Boise State (12-23-20)

Derrick Alston (22) & Max Rice (22)

(6) - at Nevada (1-25-20)

Had 6 Double-Digit Scorers: (5) - vs No. 4 San Diego State (1-29-20)

Had 5 Double-Digit Scorers: ULM (12-13-14)

Had No Double-Digit Scorers: at Air Force (2-26-20)

Had Two 10+ Rebounders: Ryan Swan (11) & Sid Tomes (10)

Scored 50+ Points In 1st Half: 52 - at Boise State (12-23-20)

Scored 50+ Points In 2nd Half: 56 - at UNLV (1-18-20)

Scored 20 Or Less Points In 1st Half: 20 - vs Wisconsin (11-26-19)

Scored 20 Or Less In 2nd Half: 19 - New Mexico State (12-3-14)

Scored 15 Or Less Points In 1st Half: 11 - UAPB (12-17-16)

Failed To Make a 3FG: (0-7) - New Mexico State (12-16-15)

As An Individual:

Had a Triple-Double: Marvin Coleman (11 pts, 12 rebs, 11 assts)
 at UNLV (1-18-20)

Had a Double-Double (Pts/Reb): vs Utah State (3-5-20)
 Justin Bean (10 pts, 15 rebs)

Had a Double-Double (Pts/Asst): Dominic Artis (13 pts & 12 Assists)
 UTEP (12-7-16)

Had 20+ Points & 10+ Rebounds: RJ Williams (27 pts, 17 rebs)
 at Boise State (2-23-20)

Scored 30+ Points in Back-to-Back Games Vs. UNM: Derrick Marks
 Boise State

31 points (1-18-15) & 30 points (2-24-15)

Jordan Caroline (45) - Nevada (1-7-17)

Jordan Caroline (45) - Nevada (1-7-17)

Scored 40 Points: Bryce Hamilton (35) - at UNLV (1-18-20)

Scored 40 Points (MW Only): Bryce Hamilton (35) - at UNLV (1-18-20)

Scored 30 Points: vs Our Lady of the Lake (12-15-20)

Scored 20 Points: Ethan White (25)

Scored 20 Points (MW Only): at Boise State (12-23-20)

Derrick Alston (22) & Max Rice (22)

Had 20 Rebounds: Ryan Watkins (22) - Boise State (1-21-14)

Had 15 Rebounds: Justin Bean (15) - vs Utah State (3-5-20)

Had 10 Assists: Marivn Coleman (11) - at UNLV (1-18-20)

Had 5 Steals: Omari Moore (8) - vs San José State (3-4-20)

Had 5 Blocks: Sha'Markus Kennedy (6) - vs McNeese (11-16-19)

WELCOME TO THE PIT, A MILE HIGH AND LOUDER THAN...



WHAT THEY ARE SAYING ABOUT THE PIT

"What a terrific atmosphere for college basketball. Great building... Great history... 18,000 screaming fans. It's big time college hoops, baby!"
- Dick Vitale, ESPN

"I consider the game we played in Albuquerque in 1978 one of the most exciting of my career. The Pit is the toughest place to play because of their tremendous atmosphere."
-Jim Boeheim, Syracuse head coach

"When you go into a place like The Pit, there will be challenge different from a regular road game. The crowd can dictate the tempo and momentum. The Pit crowd forces you to be patient."
-Lute Olsen, former Arizona head coach

"A mile high but 37 feet underground, the Pit in Albuquerque has been the site of many mind-blowing college basketball games, including North Carolina State's upset of Houston in '83 and just about any New Mexico home game. The noise created by fans, which has been measured at 125 decibels -- the pain threshold for the human ear is 130 -- is a palpable force."
-Sports Illustrated

- Voted one of "The Top Five Loudest, Most Intimidating Places to Play" by NCAA.com
- Ranked in the top 20 sporting venues of the 20th century by Sports Illustrated
- USA Today ranked The Pit in its "Ten Great Places to Get Pumped for NCAA Action"
- According to Fox Sports, it's one of the top ten "old school" college basketball arenas in the country


THE GREATEST GAME EVER PLAYED

The Pit was the site of one of the greatest college basketball games ever played. It hosted the 1983 national championship game that saw the NC State Wolfpack upset Hakeem Olajuwon, Clyde Drexler and the Houston Cougars. Coach Jimmy Valvano and the Wolfpack downed the Cougars on a last-second put back by Lorenzo Charles. The iconic shot of the late Valvano running onto the court looking for a hug is one of the lasting images in college basketball history.

- Built in 1966 (\$1.4 million)
- Capacity of 15,411 (previously 18,018)
- \$60 million renovation was completed in 2010
- New floor installed before the 2017-18 season
- Seating includes 40 suites and a club area
- Less than 30 of 345 NCAA Division I basketball programs play in a college-only arena named after a business or organization founded or headquartered in its home state.
- The Lobos have averaged an astounding 15,410 fans the past 49 years, an amazing 95% of capacity
- The Pit has ranked in the top 25 in attendance nationally nearly every season since the 1966-67 season with 35 seasons in the top ten in the NCAA in attendance
- Led the Mountain West in attendance in 10 of the conference's 15 years of existence
- The floor is named Bob King Court in honor of the former head coach who led the Lobos from 1963 to 1972.

THE 2020-21 LOBO MEN'S BASKETBALL RADIO/TV ROSTER

PLAYERS



Isaiah Marin
G | 6-5/185 | Fr.
Phoenix, Ariz.



Bayron Matos
F | 6-9/215 | R.-Fr.
Santo Domingo, D.R.



Saquan Singleton
G | 6-6/190 | Jr.
Bronx, N.Y.



Keith McGee
PG | 6-3/180 | R-Sr.
Rochester, N.Y.



Emmanuel Kuac
G | 6-7/200 | So.
Calgary, Alberta, Canada



Rod Brown
F | 6-7/218 | R-Jr.
Memphis, Tenn.



Makuach Maluach
G/F | 6-7/190 | Sr.
Sydney, Australia



Jeremiah Francis III
PG | 6-1/205 | So.
Columbus, Ohio



Daniel Headdings
G | 6-2/185 | R-Fr.
Wasilla, Alaska



Javonté Johnson
G | 6-6/190 | Fr.
Colorado Springs, Colo.



Logan Padgett
F | 6-7/210 | So.
Homewood, Ala.



Clay Patterson
G | 6-1/180 | R-Jr.
Rio Rancho, N.M.



Nolan Dorsey
PG | 6-5/185 | Fr.
Knightdale, N.C.



Valdir Manuel
F | 6-10/225 | Jr.
Luanda, Angola



Eloy Medina
G | 6-3/180 | Fr.
Albuquerque, N.M.



Kurt Wegscheider
G | 6-4/185 | So.
Bangui, Central African Rep.




Jordan Arroyo
F | 6-7/210 | Jr.
Albuquerque, N.M.



Assane Ndiaye
F | 7-1/240 | Jr.
Dakar, Senegal

STAFF



Paul Weir
Head Coach



Dan McHale
Assistant Coach



Scott Padgett
Assistant Coach



Ralph Davis
Assistant Coach



Dave Pilipovich
Spec. Asst. to the HC



Robert Edwards
Video Coordinator



Aki Collins
Dir. of Operations



Sara Works
Dir. of Player Development



Nick Michael
Dir. of Strength/Cond.



Gilchrist Schmidt
Athletic Trainer



Isaiah Marin

6'5" | 190 - Freshman - Guard
Phoenix, Ariz. (College Prep Acad.)

0

NOTEWORTHY :

- Averaged 17.0 points, 6.0 assists and 4.0 rebounds per game at College Prep Acad.
- Three-time All-Region First Team honoree at Buckeye Union HS in Phoenix
- Averaged 18.0 points, 6.0 assists and 5.0 rebounds per game as a point guard

2020-21 GAME-BY-GAME STATISTICS

Opponent	Date	gs	min	Total		3-Pointers		Free throws		Rebounds				pf	a	t/o	blk	stl	pts	avg
				fg-fga	pct	3fg-fga	pct	ft-fa	pct	off	def	tot	avg							
vs Our Lady of the Lake	12/15/20	5		1-1	1.000	1-1	1.000	0-0	.000	0	1	1	1.0	1	0	2	0	0	3	3.0
vs LeTourneau	12/17/20	11		2-2	1.000	1-1	1.000	0-0	.000	0	2	2	1.5	1	2	0	0	0	5	4.0
at Boise St.	12/21/20	4		0-2	.000	0-1	.000	0-2	.000	0	0	0	1.0	1	0	0	0	0	0	2.7
at Boise St.	12/23/20	3		0-0	.000	0-0	.000	0-0	.000	0	0	0	0.8	2	1	0	0	0	0	2.0
NEVADA	12/31/20	dnp		-	-	-	-	-	-	-	-	-	-	-	-	-	-	-	-	-
NEVADA	1/2/21	dnp		-	-	-	-	-	-	-	-	-	-	-	-	-	-	-	-	-
UTAH STATE	1/6/21	dnp		-	-	-	-	-	-	-	-	-	-	-	-	-	-	-	-	-
UTAH STATE	1/8/21	dnp		-	-	-	-	-	-	-	-	-	-	-	-	-	-	-	-	-
at UNLV	1/16/21	dnp		-	-	-	-	-	-	-	-	-	-	-	-	-	-	-	-	-
at UNLV	1/18/21	dnp		-	-	-	-	-	-	-	-	-	-	-	-	-	-	-	-	-
SAN JOSÉ STATE	1/21/21	dnp		-	-	-	-	-	-	-	-	-	-	-	-	-	-	-	-	-
SAN JOSÉ STATE	1/23/21	dnp		-	-	-	-	-	-	-	-	-	-	-	-	-	-	-	-	-
at Fresno State	1/28/21	dnp		-	-	-	-	-	-	-	-	-	-	-	-	-	-	-	-	-
at Fresno State	1/30/21	dnp		-	-	-	-	-	-	-	-	-	-	-	-	-	-	-	-	-
SAN DIEGO STATE	2/3/21	dnp		-	-	-	-	-	-	-	-	-	-	-	-	-	-	-	-	-
SAN DIEGO STATE	2/5/21	dnp		-	-	-	-	-	-	-	-	-	-	-	-	-	-	-	-	-
at Colorado State	2/9/21	dnp		-	-	-	-	-	-	-	-	-	-	-	-	-	-	-	-	-
at Colorado State	2/11/21	dnp		-	-	-	-	-	-	-	-	-	-	-	-	-	-	-	-	-
WYOMING	2/17/21	dnp		-	-	-	-	-	-	-	-	-	-	-	-	-	-	-	-	-
WYOMING	2/19/20	dnp		-	-	-	-	-	-	-	-	-	-	-	-	-	-	-	-	-
at Air Force	2/22/21	dnp		-	-	-	-	-	-	-	-	-	-	-	-	-	-	-	-	-
at Air Force	2/24/21	dnp		-	-	-	-	-	-	-	-	-	-	-	-	-	-	-	-	-
Totals		0	23	3-5	.600	2-3	.667	0-2	.000	0	3	3	0.8	5	3	2	0	0	8	2.0

Games played: 4
Minutes/game: 5.8
Points/game: 2.0
FG Pct: 60.0
3FG Pct: 66.7
FT Pct: 0.0

Rebounds/game: 0.8
Assists/game: 0.8
Turnovers/game: 0.5
Assist/turnover ratio: 1.5

SEASON HIGHS

Points: 5 vs LeTourneau (12-17-20)
FG: 2 vs LeTourneau (12-17-20)
FGA: 2 (2x) Last time at Boise State (12-21-20)
3FG: 1 (2x) Last time vs LeTourneau (12-17-20)
3FGA: 1 (3x) Last time at Boise State (12-21-20)
FT: 0
FTA: 2 at Boise State (12-21-20)
Rebounds: 2 vs LeTourneau (12-17-20)
Assists: 2 vs LeTourneau (12-17-20)
Blocks: N/A
Steals: N/A
Minutes Played: 11 vs LeTourneau (12-17-20)

CAREER HIGHS AT UNM

Points: 5 vs LeTourneau (12-17-20)
FG: 2 vs LeTourneau (12-17-20)
FGA: 2 (2x) Last time at Boise State (12-21-20)
3FG: 1 (2x) Last time vs LeTourneau (12-17-20)
3FGA: 1 (3x) Last time at Boise State (12-21-20)
FT: 0
FTA: 2 at Boise State (12-21-20)
Rebounds: 2 vs LeTourneau (12-17-20)
Assists: 2 vs LeTourneau (12-17-20)
Blocks: N/A
Steals: N/A
Minutes Played: 11 vs LeTourneau (12-17-20)

CAREER STATISTICS

Season	gp-gs	min/avg	Total		3-Point		F-Throws		Rebounds				Scoring					
			fg-fga	pct	fg-fga	pct	ft-fa	pct	off	def	tot	avg	pf	fo	ast	to	blk	stl
2020-21	4-0	23/5.8	3-5	.600	2-3	.667	0-2	.000	0	3	3	0.8	5	0	3	2	0	0
TOTAL	4-0	23/5.8	3-5	.600	2-3	.667	0-2	.000	0	3	3	0.8	5	0	3	2	0	0



Bayron Matos

6'9" | 215 - Redshirt-Freshman - Forward

Santo Domingo, Dominican Rep. (Hamilton Heights Christian Acad. (Tenn))

1

NOTEWORTHY :

- Ranked No. 3 in the State of Tennessee and No. 16 in the nation after posting the most rebounds in the State of Tennessee.
- Registered the most double-doubles in Tenn. while leading his team to the State Championship in 2018.
- Arrived to UNM in Spring 2020 and redshirted

2020-21 GAME-BY-GAME STATISTICS

Opponent	Date	gs	min	Total		3-Pointers		Free throws		Rebounds				pf	a	t/o	blk	stl	pts	avg
				fg-fga	pct	3fg-fga	pct	ft-fa	pct	off	def	tot	avg							
at Rice	12/13/20		22	5-9	.556	0-0	.000	0-0	.000	3	2	5	5.0	1	2	4	1	1	10	10.0
vs Our Lady of the Lake	12/15/20	*	21	2-2	1.000	0-0	.000	2-2	1.000	2	1	3	4.0	2	2	2	3	0	6	8.0
vs LeTourneau	12/17/20		19	7-14	.500	0-0	.000	2-6	.333	6	4	10	6.0	0	0	2	1	0	16	10.7
at Boise St.	12/21/20	*	18	2-5	.400	0-0	.000	0-0	.000	0	2	2	5.0	4	0	0	0	0	4	9.0
at Boise St.	12/23/20	*	23	2-6	.333	0-0	.000	1-4	.250	4	0	4	4.8	2	0	0	0	0	5	8.2
NEVADA	12/31/20		dnp	-	-	-	-	-	-	-	-	-	-	-	-	-	-	-	-	-
NEVADA	1/2/21		dnp	-	-	-	-	-	-	-	-	-	-	-	-	-	-	-	-	-
UTAH STATE	1/6/21		dnp	-	-	-	-	-	-	-	-	-	-	-	-	-	-	-	-	-
UTAH STATE	1/8/21		dnp	-	-	-	-	-	-	-	-	-	-	-	-	-	-	-	-	-
at UNLV	1/16/21		dnp	-	-	-	-	-	-	-	-	-	-	-	-	-	-	-	-	-
at UNLV	1/18/21		dnp	-	-	-	-	-	-	-	-	-	-	-	-	-	-	-	-	-
SAN JOSÉ STATE	1/21/21		dnp	-	-	-	-	-	-	-	-	-	-	-	-	-	-	-	-	-
SAN JOSÉ STATE	1/23/21		dnp	-	-	-	-	-	-	-	-	-	-	-	-	-	-	-	-	-
at Fresno State	1/28/21		dnp	-	-	-	-	-	-	-	-	-	-	-	-	-	-	-	-	-
at Fresno State	1/30/21		dnp	-	-	-	-	-	-	-	-	-	-	-	-	-	-	-	-	-
SAN DIEGO STATE	2/3/21		dnp	-	-	-	-	-	-	-	-	-	-	-	-	-	-	-	-	-
SAN DIEGO STATE	2/5/21		dnp	-	-	-	-	-	-	-	-	-	-	-	-	-	-	-	-	-
at Colorado State	2/9/21		dnp	-	-	-	-	-	-	-	-	-	-	-	-	-	-	-	-	-
at Colorado State	2/11/21		dnp	-	-	-	-	-	-	-	-	-	-	-	-	-	-	-	-	-
WYOMING	2/17/21		dnp	-	-	-	-	-	-	-	-	-	-	-	-	-	-	-	-	-
WYOMING	2/19/20		dnp	-	-	-	-	-	-	-	-	-	-	-	-	-	-	-	-	-
at Air Force	2/22/21		dnp	-	-	-	-	-	-	-	-	-	-	-	-	-	-	-	-	-
at Air Force	2/24/21		dnp	-	-	-	-	-	-	-	-	-	-	-	-	-	-	-	-	-
Totals		3	103	18-36	.500	0-0	.000	5-12	.417	15	9	24	4.8	9	4	8	5	1	41	8.2

Games played: 5
Minutes/game: 20.6
Points/game: 8.2
FG Pct: 50.0
FT Pct: 41.7

Rebounds/game: 4.8
Assists/game: 0.8
Turnovers/game: 1.6
Assist/turnover ratio: 0.5
Steals/game: 0.2
Blocks/game: 1.0

SEASON HIGHS

Points: 16 vs LeTourneau (12-17-20)
FG: 7 vs LeTourneau (12-17-20)
FGA: 14 vs LeTourneau (12-17-20)
3FG: N/A
3FGA: N/A
FT: 2 (2x) Last time vs LeTourneau (12-17-20)
FTA: 2 (2x) Last time vs LeTourneau (12-17-20)
Rebounds: 10 vs LeTourneau (12-17-20)
Assists: 2 (2x) Last time vs Our Lady of the Lake (12-15-20)
Blocks: 3 vs Our Lady of the Lake (12-15-20)
Steals: 1 at Rice (12-13-20)
Minutes Played: 23 at Boise State (12-23-20)

CAREER HIGHS AT UNM

Points: 16 vs LeTourneau (12-17-20)
FG: 7 vs LeTourneau (12-17-20)
FGA: 14 vs LeTourneau (12-17-20)
3FG: N/A
3FGA: N/A
FT: 2 (2x) Last time vs LeTourneau (12-17-20)
FTA: 2 (2x) Last time vs LeTourneau (12-17-20)
Rebounds: 10 vs LeTourneau (12-17-20)
Assists: 2 (2x) Last time vs Our Lady of the Lake (12-15-20)
Blocks: 3 vs Our Lady of the Lake (12-15-20)
Steals: 1 at Rice (12-13-20)
Minutes Played: 23 at Boise State (12-23-20)

CAREER STATISTICS

Season	gp-gs	min/avg	Total		3-Point		F-Throws		Rebounds				pf	fo	ast	to	blk	stl	Scoring	
			fg-fga	pct	fg-fga	pct	ft-fa	pct	off	def	tot	avg							pts	avg
2020-21	5-3	103/20.6	18-36	.500	0-0	.000	5-12	.417	15	9	24	4.8	9	0	4	8	5	1	41	8.2
TOTAL	5-3	103/20.6	18-36	.500	0-0	.000	5-12	.417	15	9	24	4.8	9	0	4	8	5	1	41	8.2



Saquan Singleton

6'6" | 190 - Junior - Guard
Bronx, N.Y. (Hutchinson CC)

2

NOTEWORTHY:

- Named 2020 All-Region VI Second Team;
- Named 2020 All-Jayhawk West First Team
- Finished sophomore season as Hutchinson's leading rebounder, assist and steals leader
- Averaged 11.8 points, 7.2 boards, 4.9 assists and 1.5 steals in 2019-20
- Posted a triple-double of 14 points, 13 rebounds and 11 assists at Hutchinson CC
- 1,000-point, All-League scorer in HS with 15 points per game

2020-21 GAME-BY-GAME STATISTICS

Opponent	Date	gs	min	Total		3-Pointers		Free throws		Rebounds				pf	a	t/o	blk	stl	pts	avg
				fg-fga	pct	3fg-fga	pct	ft-fga	pct	off	def	tot	avg							
at Rice	12/13/20	*	24	1-3	.333	0-0	.000	2-2	1.000	1	4	5	5.0	2	4	1	1	0	4	4.0
vs Our Lady of the Lake	12/15/20	*	22	6-9	.667	0-0	.000	1-2	.500	4	6	10	7.5	2	4	2	0	0	13	8.5
vs LeTourneau	12/17/20	*	19	2-5	.400	0-1	.000	3-7	.429	3	5	8	7.7	1	2	1	0	0	7	8.0
at Boise St.	12/21/20	*	22	2-3	.667	0-0	.000	1-5	.200	3	1	4	6.8	0	3	2	0	0	5	7.3
at Boise St.	12/23/20	*	21	1-8	.125	0-0	.000	6-7	.857	0	0	0	5.4	1	0	2	0	2	8	7.4
NEVADA	12/31/20	dnp	-	-	-	-	-	-	-	-	-	-	-	-	-	-	-	-	-	-
NEVADA	1/2/21	dnp	-	-	-	-	-	-	-	-	-	-	-	-	-	-	-	-	-	-
UTAH STATE	1/6/21	dnp	-	-	-	-	-	-	-	-	-	-	-	-	-	-	-	-	-	-
UTAH STATE	1/8/21	dnp	-	-	-	-	-	-	-	-	-	-	-	-	-	-	-	-	-	-
at UNLV	1/16/21	dnp	-	-	-	-	-	-	-	-	-	-	-	-	-	-	-	-	-	-
at UNLV	1/18/21	dnp	-	-	-	-	-	-	-	-	-	-	-	-	-	-	-	-	-	-
SAN JOSÉ STATE	1/21/21	dnp	-	-	-	-	-	-	-	-	-	-	-	-	-	-	-	-	-	-
SAN JOSÉ STATE	1/23/21	dnp	-	-	-	-	-	-	-	-	-	-	-	-	-	-	-	-	-	-
at Fresno State	1/28/21	dnp	-	-	-	-	-	-	-	-	-	-	-	-	-	-	-	-	-	-
at Fresno State	1/30/21	dnp	-	-	-	-	-	-	-	-	-	-	-	-	-	-	-	-	-	-
SAN DIEGO STATE	2/3/21	dnp	-	-	-	-	-	-	-	-	-	-	-	-	-	-	-	-	-	-
SAN DIEGO STATE	2/5/21	dnp	-	-	-	-	-	-	-	-	-	-	-	-	-	-	-	-	-	-
at Colorado State	2/9/21	dnp	-	-	-	-	-	-	-	-	-	-	-	-	-	-	-	-	-	-
at Colorado State	2/11/21	dnp	-	-	-	-	-	-	-	-	-	-	-	-	-	-	-	-	-	-
WYOMING	2/17/21	dnp	-	-	-	-	-	-	-	-	-	-	-	-	-	-	-	-	-	-
WYOMING	2/19/20	dnp	-	-	-	-	-	-	-	-	-	-	-	-	-	-	-	-	-	-
at Air Force	2/22/21	dnp	-	-	-	-	-	-	-	-	-	-	-	-	-	-	-	-	-	-
at Air Force	2/24/21	dnp	-	-	-	-	-	-	-	-	-	-	-	-	-	-	-	-	-	-
Totals		5	108	12-28	.429	0-1	.000	13-23	.565	11	16	27	5.4	6	13	8	1	2	37	7.4

Games played: 5
Minutes/game: 21.6
Points/game: 7.4
FG Pct: 42.9
3FG Pct: 0.0
FT Pct: 56.5

Rebounds/game: 5.4
Assists/game: 2.6
Turnovers/game: 1.6
Assist/turnover ratio: 1.6
Steals/game: 0.4
Blocks/game: 0.2

SEASON HIGHS

Points: 13 vs Our Lady of the Lake (12-15-20)
FG: 6 vs Our Lady of the Lake (12-15-20)
FGA: 9 vs Our Lady of the Lake (12-15-20)
3FG: 0
3FGA: 1 vs LeTourneau (12-17-20)
FT: 6 at Boise State (12-23-20)
FTA: 7 (2x) Last time at Boise State (12-23-20)
Rebounds: 10 vs Our Lady of the Lake (12-15-20)
Assists: 4 (2x) Last time vs Our Lady of the Lake (12-15-20)
Blocks: 1 at Rice (12-13-20)
Steals: 2 at Boise State (12-23-20)
Minutes Played: 24 at Rice (12-13-20)

CAREER HIGHS AT UNM

Points: 13 vs Our Lady of the Lake (12-15-20)
FG: 6 vs Our Lady of the Lake (12-15-20)
FGA: 9 vs Our Lady of the Lake (12-15-20)
3FG: 0
3FGA: 1 vs LeTourneau (12-17-20)
FT: 6 at Boise State (12-23-20)
FTA: 7 (2x) Last time at Boise State (12-23-20)
Rebounds: 10 vs Our Lady of the Lake (12-15-20)
Assists: 4 (2x) Last time vs Our Lady of the Lake (12-15-20)
Blocks: 1 at Rice (12-13-20)
Steals: 2 at Boise State (12-23-20)
Minutes Played: 24 at Rice (12-13-20)

CAREER STATISTICS

Season	gp-gs	min/avg	Total		3-Point		F-Throws		Rebounds				Scoring					
			fg-fga	pct	fg-fga	pct	ft-fga	pct	off	def	tot	avg	pf	fo	ast	to	blk	stl
2020-21	5-5	108/21.6	12-28	.429	0-1	.000	13-23	.565	11	16	27	5.4	6	0	13	8	1	2
TOTAL	5-5	108/21.6	12-28	.429	0-1	.000	13-23	.565	11	16	27	5.4	6	0	13	8	1	2



Keith McGee
6'3" | 180 - Redshirt-Senior - Guard
Rochester, N.Y. (South Plains College)

3

NOTEWORTHY:

- Averaged 9.1 ppg in 2018-19 shooting 44 percent from the floor
- Named 2018 NJCAA Tournament MVP with 20 points, 5 FG, 3-4 3FG, 7-12 FT
- Led South Plains to the 2018 NJCAA Men's National Championship
- Finished 2017-18 shooting 48.6 percent from the field, 44.7 percent from behind the arc while averaging 2.7 assists per game

2020-21 GAME-BY-GAME STATISTICS

Opponent	Date	gs	min	Total		3-Pointers		Free throws		Rebounds				pf	a	t/o	blk	stl	pts	avg
				fg-fga	pct	3fg-fga	pct	ft-fa	pct	off	def	tot	avg							
at Rice	12/13/20	15		0-3	.000	0-2	.000	0-0	.000	1	2	3	3.0	0	0	1	1	0	0	0.0
vs Our Lady of the Lake	12/15/20	16		4-7	.571	1-3	.333	0-0	.000	0	3	3	3.0	2	1	1	0	0	9	4.5
vs LeTourneau	12/17/20	12		0-4	.000	0-3	.000	0-0	.000	2	1	3	3.0	1	2	4	0	0	0	3.0
at Boise St.	12/21/20	12		2-4	.500	2-3	.667	0-0	.000	1	2	3	3.0	0	0	0	0	1	6	3.8
NEVADA	12/31/20	dnp		-	-	-	-	-	-	-	-	-	-	-	-	-	-	-	-	-
NEVADA	1/2/21	dnp		-	-	-	-	-	-	-	-	-	-	-	-	-	-	-	-	-
UTAH STATE	1/6/21	dnp		-	-	-	-	-	-	-	-	-	-	-	-	-	-	-	-	-
UTAH STATE	1/8/21	dnp		-	-	-	-	-	-	-	-	-	-	-	-	-	-	-	-	-
at UNLV	1/16/21	dnp		-	-	-	-	-	-	-	-	-	-	-	-	-	-	-	-	-
at UNLV	1/18/21	dnp		-	-	-	-	-	-	-	-	-	-	-	-	-	-	-	-	-
SAN JOSÉ STATE	1/21/21	dnp		-	-	-	-	-	-	-	-	-	-	-	-	-	-	-	-	-
SAN JOSÉ STATE	1/23/21	dnp		-	-	-	-	-	-	-	-	-	-	-	-	-	-	-	-	-
at Fresno State	1/28/21	dnp		-	-	-	-	-	-	-	-	-	-	-	-	-	-	-	-	-
at Fresno State	1/30/21	dnp		-	-	-	-	-	-	-	-	-	-	-	-	-	-	-	-	-
SAN DIEGO STATE	2/3/21	dnp		-	-	-	-	-	-	-	-	-	-	-	-	-	-	-	-	-
SAN DIEGO STATE	2/5/21	dnp		-	-	-	-	-	-	-	-	-	-	-	-	-	-	-	-	-
at Colorado State	2/9/21	dnp		-	-	-	-	-	-	-	-	-	-	-	-	-	-	-	-	-
at Colorado State	2/11/21	dnp		-	-	-	-	-	-	-	-	-	-	-	-	-	-	-	-	-
WYOMING	2/17/21	dnp		-	-	-	-	-	-	-	-	-	-	-	-	-	-	-	-	-
WYOMING	2/19/20	dnp		-	-	-	-	-	-	-	-	-	-	-	-	-	-	-	-	-
at Air Force	2/22/21	dnp		-	-	-	-	-	-	-	-	-	-	-	-	-	-	-	-	-
at Air Force	2/24/21	dnp		-	-	-	-	-	-	-	-	-	-	-	-	-	-	-	-	-
Totals		0	55	6-18	.333	3-11	.273	0-0	.000	4	8	12	3.0	3	3	6	1	1	15	3.8

Games played: 4
Minutes/game: 13.8
Points/game: 3.8
FG Pct: 33.3
3FG Pct: 27.3

Rebounds/game: 3.0
Assists/game: 0.8
Turnovers/game: 1.5
Assist/turnover ratio: 0.5
Steals/game: 0.3
Blocks/game: 0.3

SEASON HIGHS

Points: 9 vs Our Lady of the Lake (12-15-20)
FG: 4 vs Our Lady of the Lake (12-15-20)
FGA: 7 vs Our Lady of the Lake (12-15-20)
3FG: 2 at Boise State (12-21-20)
3FGA: 3 (3x) Last time at Boise State (12-21-20)
FT: N/A
FTA: N/A
Rebounds: 3 (4x) Last time at Boise State (12-21-20)
Assists: 2 vs LeTourneau (12-17-20)
Blocks: 1 at Rice (12-13-20)
Steals: 1 at Boise State (12-21-20)
Minutes Played: 16 vs Our Lady of the Lake (12-15-20)

CAREER HIGHS AT UNM

Points: 25 at San José State (2-26-19)
FG: 10 at San José State (2-26-19)
FGA: 19 at San José State (2-26-19)
3FG: 6 at Fresno State (2-1-20)
3FGA: 11 at San José State (2-26-19)
FT: 5 at Fresno State (2-2-19)
FTA: 6 at Fresno State (2-2-19)
Rebounds: 6 vs Wyoming (2-8-20)
Assists: 5 (2x) Last time at San José State (2-26-19)
Blocks: 1 (7x) Last time at Rice (12-13-20)
Steals: 3 (3x) Last time at Fresno State (2-1-20)
Minutes Played: 34 vs Nevada (2-18-20)

CAREER STATISTICS

Season	gp-gs	min/avg	Total		3-Point		F-Throws		Rebounds				pf	fo	ast	to	blk	stl	Scoring	
			fg-fga	pct	fg-fga	pct	ft-fa	pct	off	def	tot	avg							pts	avg
2018-19	29-12	587/20.2	93-209	.445	42-103	.408	35-44	.795	9	31	40	1.4	53	1	52	51	3	23	263	9.1
2019-20	31-2	495/16.0	71-150	.473	31-85	.365	9-15	.600	17	32	49	1.6	36	1	24	23	3	11	182	5.9
2020-21	4-0	55/13.8	6-18	.333	3-11	.273	0-0	.000	4	8	12	3.0	3	0	3	6	1	1	15	3.8
TOTAL	64-14	1137/17.8	170-377	.451	76-199	.382	44-59	.746	30	71	101	1.6	92	2	79	80	7	35	460	7.2



Emmanuel Kuac

6'7" | 200 - Sophomore - Guard
Calgary, Alberta, Canada (Kearns HS)

4

NOTEWORTHY :

- Signed his NLI as the 147th-ranked prospect in the nation as a wing
- Ranked a top-five player in Canada
- Captain of his high school squad as a senior
- Competed with Exum Elite and Gold Gauntlet 17U league
- Cherry & Silver Event Dunk Competition winner

2020-21 GAME-BY-GAME STATISTICS

Opponent	Date	gs	min	Total		3-Pointers		Free throws		Rebounds				pf	a	t/o	blk	stl	pts	avg
				fg-fga	pct	3fg-fga	pct	ft-fa	pct	off	def	tot	avg							
at Rice	12/13/20	*	20	3-6	.500	1-4	.250	1-2	.500	1	6	7	7.0	4	0	2	0	0	8	8.0
vs Our Lady of the Lake	12/15/20	*	18	3-5	.600	3-4	.750	0-0	.000	1	3	4	5.5	0	2	1	2	2	9	8.5
vs LeTourneau	12/17/20		16	3-7	.429	0-1	.000	0-0	.000	2	3	5	5.3	1	1	1	0	0	6	7.7
at Boise St.	12/21/20		16	1-5	.200	0-2	.000	0-0	.000	1	3	4	5.0	2	0	3	0	1	2	6.3
at Boise St.	12/23/20		13	1-1	1.000	1-1	1.000	0-0	.000	0	2	2	4.4	3	0	1	1	0	3	5.6
NEVADA	12/31/20	dnp	-	-	-	-	-	-	-	-	-	-	-	-	-	-	-	-	-	-
NEVADA	1/2/21	dnp	-	-	-	-	-	-	-	-	-	-	-	-	-	-	-	-	-	-
UTAH STATE	1/6/21	dnp	-	-	-	-	-	-	-	-	-	-	-	-	-	-	-	-	-	-
UTAH STATE	1/8/21	dnp	-	-	-	-	-	-	-	-	-	-	-	-	-	-	-	-	-	-
at UNLV	1/16/21	dnp	-	-	-	-	-	-	-	-	-	-	-	-	-	-	-	-	-	-
at UNLV	1/18/21	dnp	-	-	-	-	-	-	-	-	-	-	-	-	-	-	-	-	-	-
SAN JOSÉ STATE	1/21/21	dnp	-	-	-	-	-	-	-	-	-	-	-	-	-	-	-	-	-	-
SAN JOSÉ STATE	1/23/21	dnp	-	-	-	-	-	-	-	-	-	-	-	-	-	-	-	-	-	-
at Fresno State	1/28/21	dnp	-	-	-	-	-	-	-	-	-	-	-	-	-	-	-	-	-	-
at Fresno State	1/30/21	dnp	-	-	-	-	-	-	-	-	-	-	-	-	-	-	-	-	-	-
SAN DIEGO STATE	2/3/21	dnp	-	-	-	-	-	-	-	-	-	-	-	-	-	-	-	-	-	-
SAN DIEGO STATE	2/5/21	dnp	-	-	-	-	-	-	-	-	-	-	-	-	-	-	-	-	-	-
at Colorado State	2/9/21	dnp	-	-	-	-	-	-	-	-	-	-	-	-	-	-	-	-	-	-
at Colorado State	2/11/21	dnp	-	-	-	-	-	-	-	-	-	-	-	-	-	-	-	-	-	-
WYOMING	2/17/21	dnp	-	-	-	-	-	-	-	-	-	-	-	-	-	-	-	-	-	-
WYOMING	2/19/20	dnp	-	-	-	-	-	-	-	-	-	-	-	-	-	-	-	-	-	-
at Air Force	2/22/21	dnp	-	-	-	-	-	-	-	-	-	-	-	-	-	-	-	-	-	-
at Air Force	2/24/21	dnp	-	-	-	-	-	-	-	-	-	-	-	-	-	-	-	-	-	-
Totals		2	83	11-24	.458	5-12	.417	1-2	.500	5	17	22	4.4	10	3	8	3	3	28	5.6

Games played: 5
Minutes/game: 16.6
Points/game: 5.6
FG Pct: 45.8
3FG Pct: 41.7
FT Pct: 50.0

Rebounds/game: 4.4
Assists/game: 0.6
Turnovers/game: 1.6
Assist/turnover ratio: 0.4
Steals/game: 0.6
Blocks/game: 0.6

SEASON HIGHS

Points: 9 vs Our Lady of the Lake (12-15-20)
FG: 3 (3x) Last time vs LeTourneau (12-17-20)
FGA: 7 vs LeTourneau (12-17-20)
3FG: 3 vs Our Lady of the Lake (12-15-20)
3FGA: 4 (2x) Last time vs Our Lady of the Lake (12-15-20)
FT: 1 at Rice (12-13-20)
FTA: 2 at Rice (12-13-20)
Rebounds: 7 at Rice (12-13-20)
Assists: 2 vs Our Lady of the Lake (12-15-20)
Blocks: 2 vs Our Lady of the Lake (12-15-20)
Steals: 2 vs Our Lady of the Lake (12-15-20)
Minutes Played: 20 at Rice (12-13-20)

CAREER HIGHS AT UNM

Points: 9 vs Our Lady of the Lake (12-15-20)
FG: 3 (5x) Last time vs LeTourneau (12-17-20)
FGA: 7 vs LeTourneau (12-17-20)
3FG: 3 vs Our Lady of the Lake (12-15-20)
3FGA: 4 (2x) Last time vs Our Lady of the Lake (12-15-20)
FT: 1 (2x) Last time at Rice (12-13-20)
FTA: 4 vs San José State (1-21-20)
Rebounds: 7 at Rice (12-13-20)
Assists: 2 (2x) Last time vs Our Lady of the Lake (12-15-20)
Blocks: 2 vs Our Lady of the Lake (12-15-20)
Steals: 2 (2x) Last time vs Our Lady of the Lake (12-15-20)
Minutes Played: 20 at Rice (12-13-20)

CAREER STATISTICS

			Total		3-Point		F-Throws		Rebounds											Scoring	
Season	gp-gs	min/avg	fg-fga	pct	fg-fga	pct	ft-fa	pct	off	def	tot	avg	pf	fo	ast	to	blk	stl	pts	avg	
2019-20	19-0	118/6.2	12-23	.522	3-9	.333	1-6	.167	8	17	25	1.3	17	0	5	4	4	3	28	1.5	
2020-21	5-2	83/16.6	11-24	.458	5-12	.417	1-2	.500	5	17	22	4.4	10	0	3	8	3	3	28	5.6	
TOTAL	24-2	201/8.4	23-47	.489	8-21	.381	2-8	.250	13	34	47	2.0	27	0	8	12	7	6	56	2.3	



Rod Brown
 6'8" | 218 - Redshirt-Junior - Forward
 Memphis, Tenn. (Pearl River CC/Wichita State)

5

NOTEWORTHY :

- Helped Pearl River CC to the only NJCAA DI Undefeated season, the No. 1 seed in the national tournament and its second-straight Region XXIII Championship as a sophomore in 2019-20
- Averaged 13.1 points, 6.5 rebounds and 1.3 assists shooting 56.4 percent
- Voted MVP at the 2017 district and regional tournament in high school
- Two-time UAA All-American on the summer hoops circuit

2020-21 GAME-BY-GAME STATISTICS

Opponent	Date	gs	min	Total		3-Pointers		Free throws		Rebounds				pf	a	t/o	blk	stl	pts	avg
				fg-fga	pct	3fg-fga	pct	ft-fa	pct	off	def	tot	avg							
at Rice	12/13/20	*	25	5-9	.556	0-0	.000	1-1	1.000	4	3	7	7.0	3	3	2	0	0	11	11.0
vs Our Lady of the Lake	12/15/20		18	6-6	1.000	0-0	.000	4-5	.800	1	3	4	5.5	0	0	2	1	0	16	13.5
vs LeTourneau	12/17/20	*	18	6-7	.857	0-0	.000	1-2	.500	3	5	8	6.3	1	0	0	1	0	13	13.3
at Boise St.	12/21/20	*	19	0-3	.000	0-0	.000	2-2	1.000	1	1	2	5.3	3	1	1	0	0	2	10.5
at Boise St.	12/23/20	*	21	4-7	.571	0-0	.000	0-0	.000	0	3	3	4.8	2	1	3	0	0	8	10.0
NEVADA	12/31/20	dnp		-	-	-	-	-	-	-	-	-	-	-	-	-	-	-	-	-
NEVADA	1/2/21	dnp		-	-	-	-	-	-	-	-	-	-	-	-	-	-	-	-	-
UTAH STATE	1/6/21	dnp		-	-	-	-	-	-	-	-	-	-	-	-	-	-	-	-	-
UTAH STATE	1/8/21	dnp		-	-	-	-	-	-	-	-	-	-	-	-	-	-	-	-	-
at UNLV	1/16/21	dnp		-	-	-	-	-	-	-	-	-	-	-	-	-	-	-	-	-
at UNLV	1/18/21	dnp		-	-	-	-	-	-	-	-	-	-	-	-	-	-	-	-	-
SAN JOSÉ STATE	1/21/21	dnp		-	-	-	-	-	-	-	-	-	-	-	-	-	-	-	-	-
SAN JOSÉ STATE	1/23/21	dnp		-	-	-	-	-	-	-	-	-	-	-	-	-	-	-	-	-
at Fresno State	1/28/21	dnp		-	-	-	-	-	-	-	-	-	-	-	-	-	-	-	-	-
at Fresno State	1/30/21	dnp		-	-	-	-	-	-	-	-	-	-	-	-	-	-	-	-	-
SAN DIEGO STATE	2/3/21	dnp		-	-	-	-	-	-	-	-	-	-	-	-	-	-	-	-	-
SAN DIEGO STATE	2/5/21	dnp		-	-	-	-	-	-	-	-	-	-	-	-	-	-	-	-	-
at Colorado State	2/9/21	dnp		-	-	-	-	-	-	-	-	-	-	-	-	-	-	-	-	-
at Colorado State	2/11/21	dnp		-	-	-	-	-	-	-	-	-	-	-	-	-	-	-	-	-
WYOMING	2/17/21	dnp		-	-	-	-	-	-	-	-	-	-	-	-	-	-	-	-	-
WYOMING	2/19/20	dnp		-	-	-	-	-	-	-	-	-	-	-	-	-	-	-	-	-
at Air Force	2/22/21	dnp		-	-	-	-	-	-	-	-	-	-	-	-	-	-	-	-	-
at Air Force	2/24/21	dnp		-	-	-	-	-	-	-	-	-	-	-	-	-	-	-	-	-
Totals		4	101	21-32	.656	0-0	.000	8-10	.800	9	15	24	4.8	9	5	8	2	0	50	10.0

Games played: 5
 Minutes/game: 20.2
 Points/game: 10.0
 FG Pct: 65.6
 FT Pct: 80.0

Rebounds/game: 4.8
 Assists/game: 1.0
 Turnovers/game: 1.6
 Assist/turnover ratio: 0.6
 Blocks/game: 0.4

SEASON HIGHS

Points: 16 vs Our Lady of the Lake (12-15-20)
 FG: 6 (2x) Last time vs LeTourneau (12-17-20)
 FGA: 9 at Rice (12-13-20)
 3FG: N/A
 3FGA: N/A
 FT: 4 vs Our Lady of the Lake (12-15-20)
 FTA: 5 vs Our Lady of the Lake (12-15-20)
 Rebounds: 8 vs LeTourneau (12-17-20)
 Assists: 3 at Rice (12-13-20)
 Blocks: 1 (2x) Last time vs LeTourneau (12-17-20)
 Steals: N/A
 Minutes Played: 25 at Rice (12-13-20)

CAREER HIGHS AT UNM

Points: 16 vs Our Lady of the Lake (12-15-20)
 FG: 6 (2x) Last time vs LeTourneau (12-17-20)
 FGA: 9 at Rice (12-13-20)
 3FG: N/A
 3FGA: N/A
 FT: 4 vs Our Lady of the Lake (12-15-20)
 FTA: 5 vs Our Lady of the Lake (12-15-20)
 Rebounds: 8 vs LeTourneau (12-17-20)
 Assists: 3 at Rice (12-13-20)
 Blocks: 1 (2x) Last time vs LeTourneau (12-17-20)
 Steals: N/A
 Minutes Played: 25 at Rice (12-13-20)

CAREER STATISTICS

			Total		3-Point		F-Throws		Rebounds											Scoring	
Season	gp-gs	min/avg	fg-fga	pct	fg-fga	pct	ft-fa	pct	off	def	tot	avg	pf	fo	ast	to	blk	stl	pts	avg	
2020-21	5-4	101/20.2	21-32	.656	0-0	.000	8-10	.800	9	15	24	4.8	9	0	5	8	2	0	50	10.0	
TOTAL	5-4	101/20.2	21-32	.656	0-0	.000	8-10	.800	9	15	24	4.8	9	0	5	8	2	0	50	10.0	



Makuach Maluach

6'5" | 190 - Senior - Guard/Forward
Sydney, Australia (Newington College)

10

NOTEWORTHY :

- Scored a career-high 26 points at Air Force on 2-10-18.
- Ranks 4th all-time in Lobo freshman scoring with 327 points in 2016-17.
- Played prep ball at Newington College in Stanmore, NSW, Australia
- Graduated in 2017
- Member of Australian Junior National Team in the FIBA U18 Oceania Championships.

2020-21 GAME-BY-GAME STATISTICS

Opponent	Date	gs	min	Total		3-Pointers		Free throws		Rebounds				pf	a	t/o	blk	stl	pts	avg
				fg-fga	pct	3fg-fga	pct	ft-fa	pct	off	def	tot	avg							
at Rice	12/13/20	*	29	8-14	.571	2-2	1.000	5-6	.833	6	6	12	12.0	1	1	2	0	0	23	23.0
vs Our Lady of the Lake	12/15/20	*	24	6-10	.600	2-3	.667	3-8	.375	1	5	6	9.0	1	0	0	2	3	17	20.0
vs LeTourneau	12/17/20	*	21	6-8	.750	0-0	.000	3-4	.750	4	8	12	10.0	1	3	1	1	0	15	18.3
at Boise St.	12/21/20	*	27	5-12	.417	1-2	.500	2-3	.667	0	3	3	8.3	3	1	2	0	0	13	17.0
at Boise St.	12/23/20	*	25	2-10	.200	0-3	.000	4-4	1.000	0	4	4	7.4	1	0	6	1	2	8	15.2
NEVADA	12/31/20	dnp		-	-	-	-	-	-	-	-	-	-	-	-	-	-	-	-	-
NEVADA	1/2/21	dnp		-	-	-	-	-	-	-	-	-	-	-	-	-	-	-	-	-
UTAH STATE	1/6/21	dnp		-	-	-	-	-	-	-	-	-	-	-	-	-	-	-	-	-
UTAH STATE	1/8/21	dnp		-	-	-	-	-	-	-	-	-	-	-	-	-	-	-	-	-
at UNLV	1/16/21	dnp		-	-	-	-	-	-	-	-	-	-	-	-	-	-	-	-	-
at UNLV	1/18/21	dnp		-	-	-	-	-	-	-	-	-	-	-	-	-	-	-	-	-
SAN JOSÉ STATE	1/21/21	dnp		-	-	-	-	-	-	-	-	-	-	-	-	-	-	-	-	-
SAN JOSÉ STATE	1/23/21	dnp		-	-	-	-	-	-	-	-	-	-	-	-	-	-	-	-	-
at Fresno State	1/28/21	dnp		-	-	-	-	-	-	-	-	-	-	-	-	-	-	-	-	-
at Fresno State	1/30/21	dnp		-	-	-	-	-	-	-	-	-	-	-	-	-	-	-	-	-
SAN DIEGO STATE	2/3/21	dnp		-	-	-	-	-	-	-	-	-	-	-	-	-	-	-	-	-
SAN DIEGO STATE	2/5/21	dnp		-	-	-	-	-	-	-	-	-	-	-	-	-	-	-	-	-
at Colorado State	2/9/21	dnp		-	-	-	-	-	-	-	-	-	-	-	-	-	-	-	-	-
at Colorado State	2/11/21	dnp		-	-	-	-	-	-	-	-	-	-	-	-	-	-	-	-	-
WYOMING	2/17/21	dnp		-	-	-	-	-	-	-	-	-	-	-	-	-	-	-	-	-
WYOMING	2/19/20	dnp		-	-	-	-	-	-	-	-	-	-	-	-	-	-	-	-	-
at Air Force	2/22/21	dnp		-	-	-	-	-	-	-	-	-	-	-	-	-	-	-	-	-
at Air Force	2/24/21	dnp		-	-	-	-	-	-	-	-	-	-	-	-	-	-	-	-	-
Totals		5	126	27-54	.500	5-10	.500	17-25	.680	11	26	37	7.4	7	5	11	4	5	76	15.2

Games played: 5
Minutes/game: 25.2
Points/game: 15.2
FG Pct: 50.0
3FG Pct: 50.0
FT Pct: 68.0

Rebounds/game: 7.4
Assists/game: 1.0
Turnovers/game: 2.2
Assist/turnover ratio: 0.5
Steals/game: 1.0
Blocks/game: 0.8

SEASON HIGHS

Points: 23 at Rice (12-13-20)
FG: 8 at Rice (12-13-20)
FGA: 14 at Rice (12-13-20)
3FG: 2 (2x) Last time vs Our Lady of the Lake (12-15-20)
3FGA: 3 (2x) Last time at Boise State (12-23-20)
FT: 5 at Rice (12-13-20)
FTA: 8 vs Our Lady of the Lake (12-15-20)
Rebounds: 12 (2x) Last time vs LeTourneau (12-17-20)
Assists: 3 vs LeTourneau (12-17-20)
Blocks: 2 vs Our Lady of the Lake (12-15-20)
Steals: 3 vs Our Lady of the Lake (12-15-20)
Minutes Played: 29 at Rice (12-13-20)

CAREER HIGHS AT UNM

Points: 26 at Air Force (2-10-18)
FG: 10 at Air Force (2-10-18)
FGA: 15 at Fresno State (1-13-18)
3FG: 6 at Air Force (2-10-18)
3FGA: 7 (4x) Last time vs Wyoming (3-13-19)
FT: 12 at Wyoming (2-20-18)
FTA: 15 at Wyoming (2-20-18)
Rebounds: 13 vs San José State (1-21-20)
Assists: 5 (2x) Last time at Utah State (2-20-19)
Blocks: 3 (2x) Last time vs San Diego State (2-5-19)
Steals: 3 (4x) Last time vs Our Lady of the Lake (2-15-20)
Minutes Played: 38 at Air Force (2-10-18)

CAREER STATISTICS

			Total		3-Point		F-Throws		Rebounds											Scoring	
Season	gp-gs	min/avg	fg-fga	pct	fg-fga	pct	ft-fa	pct	off	def	tot	avg	pf	fo	ast	to	blk	stl	pts	avg	
2017-18	34-15	669/19.7	117-211	.555	29-63	.460	64-79	.810	37	48	85	2.5	82	3	33	43	8	19	327	9.6	
2018-19	32-28	846/26.4	105-274	.383	44-134	.328	62-89	.697	33	94	127	4.0	71	2	60	60	16	21	316	9.9	
2019-20	33-33	895/27.1	117-244	.480	29-93	.312	53-73	.726	41	92	133	4.0	58	0	38	46	13	27	316	9.6	
2020-21	5-5	126/25.2	27-54	.500	5-10	.500	17-25	.680	11	26	37	7.4	7	0	5	11	4	5	76	15.2	
TOTAL	104-81	2536/24.4	366-783	.467	107-300	.357	196-266	.737	122	260	382	3.7	218	5	136	160	41	72	1035	10.0	



Jeremiah Francis II
 6'1" | 205 - Sophomore - Point Guard
 Columbus, Ohio (North Carolina)

11

NOTEWORTHY :

- Saw action in 16 games for the Tar Heels including three starts
- Scored in double figures twice while at UNC
- Named OCC Player of the Year in high school
- Named First Team All-OCC, First Team All-District, First Team All-Ohio
- Named to the Pickerington HS Honor Roll twice

2020-21 GAME-BY-GAME STATISTICS

Opponent	Date	qs	min	Total		3-Pointers		Free throws		Rebounds											
				fg-fga	pct	3fg-fga	pct	ft-fa	pct	off	def	tot	avg	pf	a	t/o	blk	stl	pts	avg	
at Rice	12/13/20	*	30	2-8	.250	0-4	.000	1-2	.500	0	2	2	2.0	2	2	0	0	3	5	5.0	
vs Our Lady of the Lake	12/15/20	*	19	2-13	.154	1-7	.143	1-1	1.000	0	2	2	2.0	1	4	1	0	1	6	5.5	
vs LeTourneau	12/17/20	*	13	1-3	.333	0-0	.000	0-0	.000	0	3	3	2.3	0	2	2	0	1	2	4.3	
at Boise St.	12/21/20	*	26	0-5	.000	0-3	.000	0-0	.000	0	2	2	2.3	0	2	4	0	0	0	3.3	
at Boise St.	12/23/20	*	21	3-8	.375	0-1	.000	0-0	.000	0	1	1	2.0	0	0	0	0	0	6	3.8	
NEVADA	12/31/20		dnp	-	-	-	-	-	-	-	-	-	-	-	-	-	-	-	-	-	
NEVADA	1/2/21		dnp	-	-	-	-	-	-	-	-	-	-	-	-	-	-	-	-	-	
UTAH STATE	1/6/21		dnp	-	-	-	-	-	-	-	-	-	-	-	-	-	-	-	-	-	
UTAH STATE	1/8/21		dnp	-	-	-	-	-	-	-	-	-	-	-	-	-	-	-	-	-	
at UNLV	1/16/21		dnp	-	-	-	-	-	-	-	-	-	-	-	-	-	-	-	-	-	
at UNLV	1/18/21		dnp	-	-	-	-	-	-	-	-	-	-	-	-	-	-	-	-	-	
SAN JOSé STATE	1/21/21		dnp	-	-	-	-	-	-	-	-	-	-	-	-	-	-	-	-	-	
SAN JOSé STATE	1/23/21		dnp	-	-	-	-	-	-	-	-	-	-	-	-	-	-	-	-	-	
at Fresno State	1/28/21		dnp	-	-	-	-	-	-	-	-	-	-	-	-	-	-	-	-	-	
at Fresno State	1/30/21		dnp	-	-	-	-	-	-	-	-	-	-	-	-	-	-	-	-	-	
SAN DIEGO STATE	2/3/21		dnp	-	-	-	-	-	-	-	-	-	-	-	-	-	-	-	-	-	
SAN DIEGO STATE	2/5/21		dnp	-	-	-	-	-	-	-	-	-	-	-	-	-	-	-	-	-	
at Colorado State	2/9/21		dnp	-	-	-	-	-	-	-	-	-	-	-	-	-	-	-	-	-	
at Colorado State	2/11/21		dnp	-	-	-	-	-	-	-	-	-	-	-	-	-	-	-	-	-	
WYOMING	2/17/21		dnp	-	-	-	-	-	-	-	-	-	-	-	-	-	-	-	-	-	
WYOMING	2/19/20		dnp	-	-	-	-	-	-	-	-	-	-	-	-	-	-	-	-	-	
at Air Force	2/22/21		dnp	-	-	-	-	-	-	-	-	-	-	-	-	-	-	-	-	-	
at Air Force	2/24/21		dnp	-	-	-	-	-	-	-	-	-	-	-	-	-	-	-	-	-	
Totals		5	109	8-37	.216	1-15	.067	2-3	.667	0	10	10	2.0	3	10	7	0	5	19	3.8	

Games played: 5
 Minutes/game: 21.8
 Points/game: 3.8
 FG Pct: 21.6
 3FG Pct: 6.7
 FT Pct: 66.7

Rebounds/game: 2.0
 Assists/game: 2.0
 Turnovers/game: 1.4
 Assist/turnover ratio: 1.4
 Steals/game: 1.0

SEASON HIGHS

Points: 6 vs Our Lady of the Lake (12-15-20)
 FG: 3 at Boise State (12-23-20)
 FGA: 13 vs Our Lady of the Lake (12-15-20)
 3FG: 1 vs Our Lady of the Lake (12-15-20)
 3FGA: 7 vs Our Lady of the Lake (12-15-20)
 FT: 1 (2x) Last time vs Our Lady of the Lake (12-15-20)
 FTA: 2 at Rice (12-13-20)
 Rebounds: 3 vs LeTourneau (12-17-20)
 Assists: 4 vs Our Lady of the Lake (12-15-20)
 Blocks: N/A
 Steals: 3 at Rice (12-13-20)
 Minutes Played: 30 at Rice (12-13-20)

CAREER HIGHS AT UNM

Points: 6 vs Our Lady of the Lake (12-15-20)
 FG: 3 at Boise State (12-23-20)
 FGA: 13 vs Our Lady of the Lake (12-15-20)
 3FG: 1 vs Our Lady of the Lake (12-15-20)
 3FGA: 7 vs Our Lady of the Lake (12-15-20)
 FT: 1 (2x) Last time vs Our Lady of the Lake (12-15-20)
 FTA: 2 at Rice (12-13-20)
 Rebounds: 3 vs LeTourneau (12-17-20)
 Assists: 4 vs Our Lady of the Lake (12-15-20)
 Blocks: N/A
 Steals: 3 at Rice (12-13-20)
 Minutes Played: 30 at Rice (12-13-20)

CAREER STATISTICS

			Total		3-Point		F-Throws		Rebounds											Scoring	
Season	gp-gs	min/avg	fg-fga	pct	fg-fga	pct	ft-fa	pct	off	def	tot	avg	pf	fo	ast	to	blk	stl	pts	avg	
2020-21	5-5	109/21.8	8-37	.216	1-15	.067	2-3	.667	0	10	10	2.0	3	0	10	7	0	5	19	3.8	
TOTAL	5-5	109/21.8	8-37	.216	1-15	.067	2-3	.667	0	10	10	2.0	3	0	10	7	0	5	19	3.8	



Daniel Headdings
6'2" | 185 - Redshirt-Freshman - Guard
Wasilla, Alaska (Wasilla HS)

12

NOTEWORTHY :

- Averaged 20.4 points, 3.0 assists and 3.0 rebounds per game as a senior in HS
- Helped lead his squad to a pair of regional championships and a state championship
- Has 11 siblings
- Hails from the same hometown as recent graduate and four-year Lobo Dane Kuiper
- Redshirted in 2019-20

2020-21 GAME-BY-GAME STATISTICS

Opponent	Date	gs	min	Total		3-Pointers		Free throws		Rebounds				pf	a	t/o	blk	stl	pts	avg
				fg-fga	pct	3fg-fga	pct	ft-fa	pct	off	def	tot	avg							
vs Our Lady of the Lake	12/15/20	2		0-0	.000	0-0	.000	0-0	.000	0	0	0	0.0	0	1	0	0	0	0	0.0
vs LeTourneau	12/17/20	3		1-1	1.000	0-0	.000	1-1	1.000	0	1	1	0.5	1	0	0	0	0	3	1.5
at Boise St.	12/21/20	0		1-1	1.000	1-1	1.000	0-0	.000	0	0	0	0.3	0	0	0	0	0	3	2.0
at Boise St.	12/23/20	1		0-0	.000	0-0	.000	0-0	.000	0	0	0	0.3	0	0	0	0	0	0	1.5
NEVADA	12/31/20	dnp		-	-	-	-	-	-	-	-	-	-	-	-	-	-	-	-	-
NEVADA	1/2/21	dnp		-	-	-	-	-	-	-	-	-	-	-	-	-	-	-	-	-
UTAH STATE	1/6/21	dnp		-	-	-	-	-	-	-	-	-	-	-	-	-	-	-	-	-
UTAH STATE	1/8/21	dnp		-	-	-	-	-	-	-	-	-	-	-	-	-	-	-	-	-
at UNLV	1/16/21	dnp		-	-	-	-	-	-	-	-	-	-	-	-	-	-	-	-	-
at UNLV	1/18/21	dnp		-	-	-	-	-	-	-	-	-	-	-	-	-	-	-	-	-
SAN JOSÉ STATE	1/21/21	dnp		-	-	-	-	-	-	-	-	-	-	-	-	-	-	-	-	-
SAN JOSÉ STATE	1/23/21	dnp		-	-	-	-	-	-	-	-	-	-	-	-	-	-	-	-	-
at Fresno State	1/28/21	dnp		-	-	-	-	-	-	-	-	-	-	-	-	-	-	-	-	-
at Fresno State	1/30/21	dnp		-	-	-	-	-	-	-	-	-	-	-	-	-	-	-	-	-
SAN DIEGO STATE	2/3/21	dnp		-	-	-	-	-	-	-	-	-	-	-	-	-	-	-	-	-
SAN DIEGO STATE	2/5/21	dnp		-	-	-	-	-	-	-	-	-	-	-	-	-	-	-	-	-
at Colorado State	2/9/21	dnp		-	-	-	-	-	-	-	-	-	-	-	-	-	-	-	-	-
at Colorado State	2/11/21	dnp		-	-	-	-	-	-	-	-	-	-	-	-	-	-	-	-	-
WYOMING	2/17/21	dnp		-	-	-	-	-	-	-	-	-	-	-	-	-	-	-	-	-
WYOMING	2/19/20	dnp		-	-	-	-	-	-	-	-	-	-	-	-	-	-	-	-	-
at Air Force	2/22/21	dnp		-	-	-	-	-	-	-	-	-	-	-	-	-	-	-	-	-
at Air Force	2/24/21	dnp		-	-	-	-	-	-	-	-	-	-	-	-	-	-	-	-	-
Totals		0	6	2-2	1.000	1-1	1.000	1-1	1.000	0	1	1	0.3	1	1	0	0	0	6	1.5

Games played: 4
Minutes/game: 1.5
Points/game: 1.5
FG Pct: 100.0
3FG Pct: 100.0
FT Pct: 100.0

Rebounds/game: 0.3
Assists/game: 0.3
Assist/turnover ratio: 99.9

SEASON HIGHS

Points: 3 (2x) Last time at Boise State (12-21-20)
FG: 1 (2x) Last time at Boise State (12-21-20)
FGA: 1 (2x) Last time at Boise State (12-21-20)
3FG: 1 at Boise State (12-21-20)
3FGA: 1 at Boise State (12-21-20)
FT: 1 vs LeTourneau (12-17-20)
FTA: 1 vs LeTourneau (12-17-20)
Rebounds: 1 vs LeTourneau (12-17-20)
Assists: 1 vs Our Lady of the Lake (12-15-20)
Blocks: N/A
Steals: N/A
Minutes Played: 3 vs LeTourneau (12-17-20)

CAREER HIGHS AT UNM

Points: 3 (2x) Last time at Boise State (12-21-20)
FG: 1 (2x) Last time at Boise State (12-21-20)
FGA: 1 (2x) Last time at Boise State (12-21-20)
3FG: 1 at Boise State (12-21-20)
3FGA: 1 at Boise State (12-21-20)
FT: 1 vs LeTourneau (12-17-20)
FTA: 1 vs LeTourneau (12-17-20)
Rebounds: 1 vs LeTourneau (12-17-20)
Assists: 1 vs Our Lady of the Lake (12-15-20)
Blocks: N/A
Steals: N/A
Minutes Played: 3 vs LeTourneau (12-17-20)

CAREER STATISTICS

Season	gp-gs	min/avg	Total		3-Point		F-Throws		Rebounds				Scoring					
			fg-fga	pct	fg-fga	pct	ft-fa	pct	off	def	tot	avg	pf	fo	ast	to	blk	stl
2020-21	4-0	6/1.5	2-2	1.000	1-1	1.000	1-1	1.000	0	1	1	0.3	1	0	1	0	0	0
TOTAL	4-0	6/1.5	2-2	1.000	1-1	1.000	1-1	1.000	0	1	1	0.3	1	0	1	0	0	0



Javonté Johnson
 6'6" | 190 - Freshman - Guard
 Colorado Springs, Colo. (Cheyenne Mountain HS)

13

NOTEWORTHY :

- Named First Team All-State at Cheyenne Mountain HS
- Adidas National Qualifier
- Averaged 22.4 points, 9.6 rebounds and 1.8 steals per game as a junior

2020-21 GAME-BY-GAME STATISTICS

Opponent	Date	gs	min	Total		3-Pointers		Free throws		Rebounds				pf	a	t/o	blk	stl	pts	avg
				fg-fga	pct	3fg-fga	pct	ft-fa	pct	off	def	tot	avg							
at Rice	12/13/20		9	1-3	.333	0-2	.000	0-0	.000	0	0	0	0.0	1	0	0	0	1	2	2.0
vs Our Lady of the Lake	12/15/20		12	3-3	1.000	1-1	1.000	0-0	.000	0	1	1	0.5	0	2	0	0	1	7	4.5
vs LeTourneau	12/17/20		10	1-4	.250	0-1	.000	2-4	.500	2	1	3	1.3	0	1	0	0	1	4	4.3
at Boise St.	12/21/20		9	1-4	.250	1-1	1.000	0-0	.000	0	0	0	1.0	3	0	0	0	0	3	4.0
at Boise St.	12/23/20		14	2-4	.500	0-1	.000	3-3	1.000	0	1	1	1.0	0	0	1	0	0	7	4.6
NEVADA	12/31/20	dnp		-	-	-	-	-	-	-	-	-	-	-	-	-	-	-	-	-
NEVADA	1/2/21	dnp		-	-	-	-	-	-	-	-	-	-	-	-	-	-	-	-	-
UTAH STATE	1/6/21	dnp		-	-	-	-	-	-	-	-	-	-	-	-	-	-	-	-	-
UTAH STATE	1/8/21	dnp		-	-	-	-	-	-	-	-	-	-	-	-	-	-	-	-	-
at UNLV	1/16/21	dnp		-	-	-	-	-	-	-	-	-	-	-	-	-	-	-	-	-
at UNLV	1/18/21	dnp		-	-	-	-	-	-	-	-	-	-	-	-	-	-	-	-	-
SAN JOSÉ STATE	1/21/21	dnp		-	-	-	-	-	-	-	-	-	-	-	-	-	-	-	-	-
SAN JOSÉ STATE	1/23/21	dnp		-	-	-	-	-	-	-	-	-	-	-	-	-	-	-	-	-
at Fresno State	1/28/21	dnp		-	-	-	-	-	-	-	-	-	-	-	-	-	-	-	-	-
at Fresno State	1/30/21	dnp		-	-	-	-	-	-	-	-	-	-	-	-	-	-	-	-	-
SAN DIEGO STATE	2/3/21	dnp		-	-	-	-	-	-	-	-	-	-	-	-	-	-	-	-	-
SAN DIEGO STATE	2/5/21	dnp		-	-	-	-	-	-	-	-	-	-	-	-	-	-	-	-	-
at Colorado State	2/9/21	dnp		-	-	-	-	-	-	-	-	-	-	-	-	-	-	-	-	-
at Colorado State	2/11/21	dnp		-	-	-	-	-	-	-	-	-	-	-	-	-	-	-	-	-
WYOMING	2/17/21	dnp		-	-	-	-	-	-	-	-	-	-	-	-	-	-	-	-	-
WYOMING	2/19/20	dnp		-	-	-	-	-	-	-	-	-	-	-	-	-	-	-	-	-
at Air Force	2/22/21	dnp		-	-	-	-	-	-	-	-	-	-	-	-	-	-	-	-	-
at Air Force	2/24/21	dnp		-	-	-	-	-	-	-	-	-	-	-	-	-	-	-	-	-
Totals		0	54	8-18	.444	2-6	.333	5-7	.714	2	3	5	1.0	4	3	1	0	3	23	4.6

Games played: 5
 Minutes/game: 10.8
 Points/game: 4.6
 FG Pct: 44.4
 3FG Pct: 33.3
 FT Pct: 71.4

Rebounds/game: 1.0
 Assists/game: 0.6
 Turnovers/game: 0.2
 Assist/turnover ratio: 3.0
 Steals/game: 0.6

SEASON HIGHS

Points: 7 (2x) Last time at Boise State (12-23-20)
FG: 3 vs Our Lady of the Lake (12-15-20)
FGA: 3 (3x) Last time at Boise State (12-23-20)
3FG: 1 (2x) Last time at Boise State (12-21-20)
3FGA: 2 at Rice (12-13-20)
FT: 3 at Boise State (12-23-20)
FTA: 4 vs LeTourneau (12-17-20)
Rebounds: 3 vs LeTourneau (12-17-20)
Assists: 2 vs Our Lady of the Lake (12-15-20)
Blocks: N/A
Steals: 1 (3x) Last time vs LeTourneau (12-17-20)
Minutes Played: 14 at Boise State (12-23-20)

CAREER HIGHS AT UNM

Points: 7 (2x) Last time at Boise State (12-23-20)
FG: 3 vs Our Lady of the Lake (12-15-20)
FGA: 3 (3x) Last time at Boise State (12-23-20)
3FG: 1 (2x) Last time at Boise State (12-21-20)
3FGA: 2 at Rice (12-13-20)
FT: 3 at Boise State (12-23-20)
FTA: 4 vs LeTourneau (12-17-20)
Rebounds: 3 vs LeTourneau (12-17-20)
Assists: 2 vs Our Lady of the Lake (12-15-20)
Blocks: N/A
Steals: 1 (3x) Last time vs LeTourneau (12-17-20)
Minutes Played: 14 at Boise State (12-23-20)

CAREER STATISTICS

			Total		3-Point		F-Throws		Rebounds											Scoring	
Season	gp-gs	min/avg	fg-fga	pct	fg-fga	pct	ft-fa	pct	off	def	tot	avg	pf	fo	ast	to	blk	stl	pts	avg	
2020-21	5-0	54/10.8	8-18	.444	2-6	.333	5-7	.714	2	3	5	1.0	4	0	3	1	0	3	23	4.6	
TOTAL	5-0	54/10.8	8-18	.444	2-6	.333	5-7	.714	2	3	5	1.0	4	0	3	1	0	3	23	4.6	



Logan Padgett

6'7" | 210 - Sophomore - Forward
Homewood, Ala. (Samford)

14

NOTEWORTHY :

- Competed in 33 games as a freshman at Samford, starting eight
- Averaged 17.6 minutes posting 3.3 rebounds and 2.4 points per game
- Helped his HS team to area, regional and state championships in 2016
- Averaged 18.0 points, 11.0 rebounds and 2.0 assists per game as a senior
- Averaged 14.0 points, 2.0 assists and 10.0 rebounds in his HS career
- 2x All-Area, 2x All-Area Tournament
- Also lettered in football

2020-21 GAME-BY-GAME STATISTICS

Opponent	Date	gs	min	Total		3-Pointers		Free throws		Rebounds				pf	a	t/o	blk	stl	pts	avg
				fg-fga	pct	3fg-fga	pct	ft-fa	pct	off	def	tot	avg							
vs Our Lady of the Lake	12/15/20	4		0-1	.000	0-0	.000	0-0	.000	1	0	1	1.0	0	1	0	0	1	0	0.0
vs LeTourneau	12/17/20	9		3-4	.750	1-1	1.000	0-0	.000	1	1	2	1.5	0	0	0	0	0	7	3.5
at Boise St.	12/21/20	5		0-1	.000	0-0	.000	0-0	.000	2	0	2	1.7	0	0	0	0	0	0	2.3
at Boise St.	12/23/20	10		0-1	.000	0-1	.000	0-0	.000	0	2	2	1.8	0	0	1	0	0	0	1.8
NEVADA	12/31/20	dnp		-	-	-	-	-	-	-	-	-	-	-	-	-	-	-	-	-
NEVADA	1/2/21	dnp		-	-	-	-	-	-	-	-	-	-	-	-	-	-	-	-	-
UTAH STATE	1/6/21	dnp		-	-	-	-	-	-	-	-	-	-	-	-	-	-	-	-	-
UTAH STATE	1/8/21	dnp		-	-	-	-	-	-	-	-	-	-	-	-	-	-	-	-	-
at UNLV	1/16/21	dnp		-	-	-	-	-	-	-	-	-	-	-	-	-	-	-	-	-
at UNLV	1/18/21	dnp		-	-	-	-	-	-	-	-	-	-	-	-	-	-	-	-	-
SAN JOSÉ STATE	1/21/21	dnp		-	-	-	-	-	-	-	-	-	-	-	-	-	-	-	-	-
SAN JOSÉ STATE	1/23/21	dnp		-	-	-	-	-	-	-	-	-	-	-	-	-	-	-	-	-
at Fresno State	1/28/21	dnp		-	-	-	-	-	-	-	-	-	-	-	-	-	-	-	-	-
at Fresno State	1/30/21	dnp		-	-	-	-	-	-	-	-	-	-	-	-	-	-	-	-	-
SAN DIEGO STATE	2/3/21	dnp		-	-	-	-	-	-	-	-	-	-	-	-	-	-	-	-	-
SAN DIEGO STATE	2/5/21	dnp		-	-	-	-	-	-	-	-	-	-	-	-	-	-	-	-	-
at Colorado State	2/9/21	dnp		-	-	-	-	-	-	-	-	-	-	-	-	-	-	-	-	-
at Colorado State	2/11/21	dnp		-	-	-	-	-	-	-	-	-	-	-	-	-	-	-	-	-
WYOMING	2/17/21	dnp		-	-	-	-	-	-	-	-	-	-	-	-	-	-	-	-	-
WYOMING	2/19/20	dnp		-	-	-	-	-	-	-	-	-	-	-	-	-	-	-	-	-
at Air Force	2/22/21	dnp		-	-	-	-	-	-	-	-	-	-	-	-	-	-	-	-	-
at Air Force	2/24/21	dnp		-	-	-	-	-	-	-	-	-	-	-	-	-	-	-	-	-
Totals		0	28	3-7	.429	1-2	.500	0-0	.000	4	3	7	1.8	0	1	1	0	1	7	1.8

Games played: 4
Minutes/game: 7.0
Points/game: 1.8
FG Pct: 42.9
3FG Pct: 50.0

Rebounds/game: 1.8
Assists/game: 0.3
Turnovers/game: 0.3
Assist/turnover ratio: 1.0
Steals/game: 0.3

SEASON HIGHS

Points: 7 vs LeTourneau (12-17-20)
FG: 3 vs LeTourneau (12-17-20)
FGA: 4 vs LeTourneau (12-17-20)
3FG: 1 vs LeTourneau (12-17-20)
3FGA: 1 (2x) Last time at Boise State (12-23-20)
FT: N/A
FTA: N/A
Rebounds: 2 (3x) Last time at Boise State (12-23-20)
Assists: 1 vs Our Lady of the Lake (12-15-20)
Blocks: N/A
Steals: 1 vs Our Lady of the Lake (12-15-20)
Minutes Played: 10 at Boise State (12-23-20)

CAREER HIGHS AT UNM

Points: 7 vs LeTourneau (12-17-20)
FG: 3 vs LeTourneau (12-17-20)
FGA: 4 vs LeTourneau (12-17-20)
3FG: 1 vs LeTourneau (12-17-20)
3FGA: 1 (2x) Last time at Boise State (12-23-20)
FT: N/A
FTA: N/A
Rebounds: 2 (3x) Last time at Boise State (12-23-20)
Assists: 1 vs Our Lady of the Lake (12-15-20)
Blocks: N/A
Steals: 1 vs Our Lady of the Lake (12-15-20)
Minutes Played: 10 at Boise State (12-23-20)

CAREER STATISTICS

			Total		3-Point		F-Throws		Rebounds											Scoring	
Season	gp-gs	min/avg	fg-fga	pct	fg-fga	pct	ft-fa	pct	off	def	tot	avg	pf	fo	ast	to	blk	stl	pts	avg	
2020-21	4-0	28/7.0	3-7	.429	1-2	.500	0-0	.000	4	3	7	1.8	0	0	1	1	0	1	7	1.8	
TOTAL	4-0	28/7.0	3-7	.429	1-2	.500	0-0	.000	4	3	7	1.8	0	0	1	1	0	1	7	1.8	



Clay Patterson
6'1" | 180 - Redshirt-Junior - Guard
Rio Rancho, N.M. (Rio Rancho HS/Fort Lewis)

20

NOTEWORTHY :

- 2016 New Mexico Gatorade Player of the Year while at Rio Rancho
- Mr. Basketball 2016
- Helped Rio Rancho to New Mexico State Championship in 2016
- New Mexico State Tournament MVP in 2016
- USA Today New Mexico First Team
- Three-time All-District Academic Team honoree

2020-21 GAME-BY-GAME STATISTICS

Opponent	Date	gs	min	Total		3-Pointers		Free throws		Rebounds				pf	a	t/o	blk	stl	pts	avg
				fg-fga	pct	3fg-fga	pct	ft-fa	pct	off	def	tot	avg							
at Rice	12/13/20	2		0-0	.000	0-0	.000	0-0	.000	0	0	0	0.0	0	0	0	0	0	0	0.0
vs Our Lady of the Lake	12/15/20	7		1-1	1.000	1-1	1.000	0-0	.000	0	0	0	0.0	1	1	0	0	0	3	1.5
vs LeTourneau	12/17/20	7		0-3	.000	0-2	.000	0-0	.000	0	2	2	0.7	2	1	1	0	0	0	1.0
at Boise St.	12/21/20	4		0-1	.000	0-1	.000	1-2	.500	0	1	1	0.8	0	0	0	0	0	1	1.0
at Boise St.	12/23/20	2		0-1	.000	0-1	.000	0-0	.000	0	0	0	0.6	0	0	0	0	0	0	0.8
NEVADA	12/31/20	dnp		-	-	-	-	-	-	-	-	-	-	-	-	-	-	-	-	-
NEVADA	1/2/21	dnp		-	-	-	-	-	-	-	-	-	-	-	-	-	-	-	-	-
UTAH STATE	1/6/21	dnp		-	-	-	-	-	-	-	-	-	-	-	-	-	-	-	-	-
UTAH STATE	1/8/21	dnp		-	-	-	-	-	-	-	-	-	-	-	-	-	-	-	-	-
at UNLV	1/16/21	dnp		-	-	-	-	-	-	-	-	-	-	-	-	-	-	-	-	-
at UNLV	1/18/21	dnp		-	-	-	-	-	-	-	-	-	-	-	-	-	-	-	-	-
SAN JOSÉ STATE	1/21/21	dnp		-	-	-	-	-	-	-	-	-	-	-	-	-	-	-	-	-
SAN JOSÉ STATE	1/23/21	dnp		-	-	-	-	-	-	-	-	-	-	-	-	-	-	-	-	-
at Fresno State	1/28/21	dnp		-	-	-	-	-	-	-	-	-	-	-	-	-	-	-	-	-
at Fresno State	1/30/21	dnp		-	-	-	-	-	-	-	-	-	-	-	-	-	-	-	-	-
SAN DIEGO STATE	2/3/21	dnp		-	-	-	-	-	-	-	-	-	-	-	-	-	-	-	-	-
SAN DIEGO STATE	2/5/21	dnp		-	-	-	-	-	-	-	-	-	-	-	-	-	-	-	-	-
at Colorado State	2/9/21	dnp		-	-	-	-	-	-	-	-	-	-	-	-	-	-	-	-	-
at Colorado State	2/11/21	dnp		-	-	-	-	-	-	-	-	-	-	-	-	-	-	-	-	-
WYOMING	2/17/21	dnp		-	-	-	-	-	-	-	-	-	-	-	-	-	-	-	-	-
WYOMING	2/19/20	dnp		-	-	-	-	-	-	-	-	-	-	-	-	-	-	-	-	-
at Air Force	2/22/21	dnp		-	-	-	-	-	-	-	-	-	-	-	-	-	-	-	-	-
at Air Force	2/24/21	dnp		-	-	-	-	-	-	-	-	-	-	-	-	-	-	-	-	-
Totals		0	22	1-6	.167	1-5	.200	1-2	.500	0	3	3	0.6	3	2	1	0	0	4	0.8

Games played: 5
 Minutes/game: 4.4
 Points/game: 0.8
 FG Pct: 16.7
 3FG Pct: 20.0
 FT Pct: 50.0

Rebounds/game: 0.6
 Assists/game: 0.4
 Turnovers/game: 0.2
 Assist/turnover ratio: 2.0

SEASON HIGHS

Points: 3 vs Our Lady of the Lake (12-15-20)
FG: 1 vs Our Lady of the Lake (12-15-20)
FGA: 3 vs LeTourneau (12-17-20)
3FG: 1 vs Our Lady of the Lake (12-15-20)
3FGA: 2 vs LeTourneau (12-17-20)
FT: 1 at Boise State (12-21-20)
FTA: 2 at Boise State (12-21-20)
Rebounds: 2 vs LeTourneau (12-17-20)
Assists: 1 (2x) Last time vs LeTourneau (12-17-20)
Blocks: N/A
Steals: N/A
Minutes Played: 7 (2x) Last time vs LeTourneau (12-17-20)

CAREER HIGHS AT UNM

Points: 4 vs San José State (1-21-20)
FG: 1 vs Our Lady of the Lake (12-15-20)
FGA: 3 (2x) Last time vs LeTourneau (12-17-20)
3FG: 1 vs Our Lady of the Lake (12-15-20)
3FGA: 2 (2x) Last time vs LeTourneau (12-17-20)
FT: 4 vs San José State (1-21-20)
FTA: 4 vs San José State (1-21-20)
Rebounds: 2 (2x) Last time vs LeTourneau (12-17-20)
Assists: 1 (6x) Last time vs LeTourneau (12-17-20)
Blocks: N/A
Steals: N/A
Minutes Played: 7 vs LeTourneau (12-17-20)

CAREER STATISTICS

			Total		3-Point		F-Throws		Rebounds											Scoring	
Season	gp-gs	min/avg	fg-fga	pct	fg-fga	pct	ft-fa	pct	off	def	tot	avg	pf	fo	ast	to	blk	stl	pts	avg	
2018-19	3-0	13/4.3	0-4	.000	0-3	.000	2-2	1.000	1	2	3	1.0	0	0	1	0	0	0	2	0.7	
2019-20	9-0	21/2.3	0-2	.000	0-2	.000	6-6	1.000	0	3	3	0.3	1	0	3	1	0	1	6	0.7	
2020-21	5-0	22/4.4	1-6	.167	1-5	.200	1-2	.500	0	3	3	0.6	3	0	2	1	0	0	4	0.8	
TOTAL	17-0	56/3.3	1-12	.083	1-10	.100	9-10	.900	1	8	9	0.5	4	0	6	2	0	1	12	0.7	



Nolan Dorsey
 6'5" | 185 - Freshman - Point Guard
 Knightdale, N.C., (Milbrook HS)

21

NOTEWORTHY :

- Helped his Milbrook HS squad to the conference championship in 2018
- Named All-Conference as a junior
- Averaged over 10 assists per game in the summer of 2019 for Big Shots Elite NC
- Honor Roll recipient at Milbrook HS

2020-21 GAME-BY-GAME STATISTICS

Opponent	Date	gs	min	Total		3-Pointers		Free throws		Rebounds				pf	a	t/o	blk	stl	pts	avg
				fg-fga	pct	3fg-fga	pct	ft-fa	pct	off	def	tot	avg							
vs Our Lady of the Lake	12/15/20	3		0-0	.000	0-0	.000	0-0	.000	0	0	0	0.0	0	0	1	0	0	0	0.0
vs LeTourneau	12/17/20	10		0-2	.000	0-1	.000	0-0	.000	0	1	1	0.5	0	1	0	0	0	0	0.0
at Boise St.	12/21/20	2		0-0	.000	0-0	.000	0-0	.000	0	0	0	0.3	0	1	0	0	0	0	0.0
at Boise St.	12/23/20	14		0-0	.000	0-0	.000	0-0	.000	0	0	0	0.3	0	0	3	0	0	0	0.0
NEVADA	12/31/20	dnp		-	-	-	-	-	-	-	-	-	-	-	-	-	-	-	-	-
NEVADA	1/2/21	dnp		-	-	-	-	-	-	-	-	-	-	-	-	-	-	-	-	-
UTAH STATE	1/6/21	dnp		-	-	-	-	-	-	-	-	-	-	-	-	-	-	-	-	-
UTAH STATE	1/8/21	dnp		-	-	-	-	-	-	-	-	-	-	-	-	-	-	-	-	-
at UNLV	1/16/21	dnp		-	-	-	-	-	-	-	-	-	-	-	-	-	-	-	-	-
at UNLV	1/18/21	dnp		-	-	-	-	-	-	-	-	-	-	-	-	-	-	-	-	-
SAN JOSÉ STATE	1/21/21	dnp		-	-	-	-	-	-	-	-	-	-	-	-	-	-	-	-	-
SAN JOSÉ STATE	1/23/21	dnp		-	-	-	-	-	-	-	-	-	-	-	-	-	-	-	-	-
at Fresno State	1/28/21	dnp		-	-	-	-	-	-	-	-	-	-	-	-	-	-	-	-	-
at Fresno State	1/30/21	dnp		-	-	-	-	-	-	-	-	-	-	-	-	-	-	-	-	-
SAN DIEGO STATE	2/3/21	dnp		-	-	-	-	-	-	-	-	-	-	-	-	-	-	-	-	-
SAN DIEGO STATE	2/5/21	dnp		-	-	-	-	-	-	-	-	-	-	-	-	-	-	-	-	-
at Colorado State	2/9/21	dnp		-	-	-	-	-	-	-	-	-	-	-	-	-	-	-	-	-
at Colorado State	2/11/21	dnp		-	-	-	-	-	-	-	-	-	-	-	-	-	-	-	-	-
WYOMING	2/17/21	dnp		-	-	-	-	-	-	-	-	-	-	-	-	-	-	-	-	-
WYOMING	2/19/20	dnp		-	-	-	-	-	-	-	-	-	-	-	-	-	-	-	-	-
at Air Force	2/22/21	dnp		-	-	-	-	-	-	-	-	-	-	-	-	-	-	-	-	-
at Air Force	2/24/21	dnp		-	-	-	-	-	-	-	-	-	-	-	-	-	-	-	-	-
Totals		0	29	0-2	.000	0-1	.000	0-0	.000	0	1	1	0.3	0	2	4	0	0	0	0.0

Games played: 4
 Minutes/game: 7.3
 FG Pct: 0.0
 3FG Pct: 0.0

Rebounds/game: 0.3
 Assists/game: 0.5
 Turnovers/game: 1.0
 Assist/turnover ratio: 0.5

SEASON HIGHS

Points: N/A
 FG: 0
 FGA: 2 vs LeTourneau (12-17-20)
 3FG: 0
 3FGA: 1 vs LeTourneau (12-17-20)
 FT: N/A
 FTA: N/A
 Rebounds: 1 vs LeTourneau (12-17-20)
 Assists: 1 (2x) Last time at Boise State (12-21-20)
 Blocks: N/A
 Steals: N/A
 Minutes Played: 14 at Boise State (12-23-20)

CAREER HIGHS AT UNM

Points: N/A
 FG: 0
 FGA: 2 vs LeTourneau (12-17-20)
 3FG: 0
 3FGA: 1 vs LeTourneau (12-17-20)
 FT: N/A
 FTA: N/A
 Rebounds: 1 vs LeTourneau (12-17-20)
 Assists: 1 (2x) Last time at Boise State (12-21-20)
 Blocks: N/A
 Steals: N/A
 Minutes Played: 14 at Boise State (12-23-20)

CAREER STATISTICS

			Total		3-Point		F-Throws		Rebounds											Scoring	
Season	gp-gs	min/avg	fg-fga	pct	fg-fga	pct	ft-fa	pct	off	def	tot	avg	pf	fo	ast	to	blk	stl	pts	avg	
2020-21	4-0	29/7.3	0-2	.000	0-1	.000	0-0	.000	0	1	1	0.3	0	0	2	4	0	0	0	0.0	
TOTAL	4-0	29/7.3	0-2	.000	0-1	.000	0-0	.000	0	1	1	0.3	0	0	2	4	0	0	0	0.0	



Valdir Manuel
6'10" | 225 - Junior - Forward
Luanda, Angola (Harcum College)

22

NOTEWORTHY :

- Named to the 2018-19 NCJAA All-American Second Team
- Averaged 21.0 points and 11.0 rebounds per contest in 2019-20
- Finished at Harcum 12th all-time in scoring with 769 points, third in rebounds (504), fourth in career blocked shots (107)
- Helped The Patrick School to the 2017 State Tournament of Champions title
- Competed in the U17 FIBA World Cup
- Helped his U20 Angola National Team to a gold medal in the Afrobasket Championships

2020-21 GAME-BY-GAME STATISTICS

Opponent	Date	gs	min	Total		3-Pointers		Free throws		Rebounds				pf	a	t/o	blk	stl	pts	avg
at Rice	12/13/20		13	4-11	.364	1-3	.333	0-0	.000	3	3	6	6.0	2	0	2	0	1	9	9.0
vs Our Lady of the Lake	12/15/20		17	5-5	1.000	0-0	.000	1-2	.500	1	5	6	6.0	1	2	1	1	0	11	10.0
vs LeTourneau	12/17/20	*	15	4-13	.308	0-1	.000	0-0	.000	4	3	7	6.3	0	1	2	1	0	8	9.3
at Boise St.	12/21/20		21	2-6	.333	0-1	.000	2-2	1.000	0	2	2	5.3	2	0	1	1	0	6	8.5
at Boise St.	12/23/20		10	2-5	.400	0-0	.000	0-1	.000	0	1	1	4.4	0	0	0	0	0	4	7.6
NEVADA	12/31/20	dnp		-	-	-	-	-	-	-	-	-	-	-	-	-	-	-	-	-
NEVADA	1/2/21	dnp		-	-	-	-	-	-	-	-	-	-	-	-	-	-	-	-	-
UTAH STATE	1/6/21	dnp		-	-	-	-	-	-	-	-	-	-	-	-	-	-	-	-	-
UTAH STATE	1/8/21	dnp		-	-	-	-	-	-	-	-	-	-	-	-	-	-	-	-	-
at UNLV	1/16/21	dnp		-	-	-	-	-	-	-	-	-	-	-	-	-	-	-	-	-
at UNLV	1/18/21	dnp		-	-	-	-	-	-	-	-	-	-	-	-	-	-	-	-	-
SAN JOSÉ STATE	1/21/21	dnp		-	-	-	-	-	-	-	-	-	-	-	-	-	-	-	-	-
SAN JOSÉ STATE	1/23/21	dnp		-	-	-	-	-	-	-	-	-	-	-	-	-	-	-	-	-
at Fresno State	1/28/21	dnp		-	-	-	-	-	-	-	-	-	-	-	-	-	-	-	-	-
at Fresno State	1/30/21	dnp		-	-	-	-	-	-	-	-	-	-	-	-	-	-	-	-	-
SAN DIEGO STATE	2/3/21	dnp		-	-	-	-	-	-	-	-	-	-	-	-	-	-	-	-	-
SAN DIEGO STATE	2/5/21	dnp		-	-	-	-	-	-	-	-	-	-	-	-	-	-	-	-	-
at Colorado State	2/9/21	dnp		-	-	-	-	-	-	-	-	-	-	-	-	-	-	-	-	-
at Colorado State	2/11/21	dnp		-	-	-	-	-	-	-	-	-	-	-	-	-	-	-	-	-
WYOMING	2/17/21	dnp		-	-	-	-	-	-	-	-	-	-	-	-	-	-	-	-	-
WYOMING	2/19/20	dnp		-	-	-	-	-	-	-	-	-	-	-	-	-	-	-	-	-
at Air Force	2/22/21	dnp		-	-	-	-	-	-	-	-	-	-	-	-	-	-	-	-	-
at Air Force	2/24/21	dnp		-	-	-	-	-	-	-	-	-	-	-	-	-	-	-	-	-
Totals		1	76	17-40	.425	1-5	.200	3-5	.600	8	14	22	4.4	5	3	6	3	1	38	7.6

Games played: 5
Minutes/game: 15.2
Points/game: 7.6
FG Pct: 42.5
3FG Pct: 20.0
FT Pct: 60.0

Rebounds/game: 4.4
Assists/game: 0.6
Turnovers/game: 1.2
Assist/turnover ratio: 0.5
Steals/game: 0.2
Blocks/game: 0.6

SEASON HIGHS

Points: 11 vs Our Lady of the Lake (12-15-20)
FG: 5 vs Our Lady of the Lake (12-15-20)
FGA: 13 vs LeTourneau (12-17-20)
3FG: 1 at Rice (12-13-20)
3FGA: 3 at Rice (12-13-20)
FT: 2 at Boise State (12-21-20)
FTA: 2 (2x) Last time at Boise State (12-21-20)
Rebounds: 7 vs LeTourneau (12-17-20)
Assists: 1 vs Our Lady of the Lake (12-15-20)
Blocks: 1 (3x) Last time at Boise State (12-21-20)
Steals: 1 at Rice (12-13-20)
Minutes Played: 21 at Boise State (12-21-20)

CAREER HIGHS AT UNM

Points: 11 vs Our Lady of the Lake (12-15-20)
FG: 5 vs Our Lady of the Lake (12-15-20)
FGA: 13 vs LeTourneau (12-17-20)
3FG: 1 at Rice (12-13-20)
3FGA: 3 at Rice (12-13-20)
FT: 2 at Boise State (12-21-20)
FTA: 2 (2x) Last time at Boise State (12-21-20)
Rebounds: 7 vs LeTourneau (12-17-20)
Assists: 1 vs Our Lady of the Lake (12-15-20)
Blocks: 1 (3x) Last time at Boise State (12-21-20)
Steals: 1 at Rice (12-13-20)
Minutes Played: 21 at Boise State (12-21-20)

CAREER STATISTICS

			Total		3-Point		F-Throws		Rebounds											Scoring	
Season	gp-gs	min/avg	fg-fga	pct	fg-fga	pct	ft-fga	pct	off	def	tot	avg	pf	fo	ast	to	blk	stl	pts	avg	
2020-21	5-1	76/15.2	17-40	.425	1-5	.200	3-5	.600	8	14	22	4.4	5	0	3	6	3	1	38	7.6	
TOTAL	5-1	76/15.2	17-40	.425	1-5	.200	3-5	.600	8	14	22	4.4	5	0	3	6	3	1	38	7.6	



Eloy Medina
6'3" | 180 - Freshman - Guard
Albuquerque, N.M. (West Mesa HS)

23

NOTEWORTHY :

- Averaged 20.7 points, 5.6 rebounds and 1.5 assists at West Mesa HS
- 4x First Team All-District honoree
- Named to the All-Metro Third Team
- Also competed for NM Slam and PB Nation where he helped his squad to a national championship

2020-21 GAME-BY-GAME STATISTICS

Opponent	Date	gs	min	Total		3-Pointers		Free throws		Rebounds				pf	a	t/o	blk	stl	pts	avg
				fg-fga	pct	3fg-fga	pct	ft-fa	pct	off	def	tot	avg							
vs Our Lady of the Lake	12/15/20	3		0-2	.000	0-2	.000	0-0	.000	0	1	1	1.0	0	0	0	0	0	0	0.0
vs LeTourneau	12/17/20	2		0-0	.000	0-0	.000	0-0	.000	0	0	0	0.5	0	0	0	0	0	0	0.0
at Boise St.	12/23/20	1		0-1	.000	0-1	.000	0-0	.000	0	0	0	0.3	0	0	0	0	0	0	0.0
NEVADA	12/31/20	dnp		-	-	-	-	-	-	-	-	-	-	-	-	-	-	-	-	-
NEVADA	1/2/21	dnp		-	-	-	-	-	-	-	-	-	-	-	-	-	-	-	-	-
UTAH STATE	1/6/21	dnp		-	-	-	-	-	-	-	-	-	-	-	-	-	-	-	-	-
UTAH STATE	1/8/21	dnp		-	-	-	-	-	-	-	-	-	-	-	-	-	-	-	-	-
at UNLV	1/16/21	dnp		-	-	-	-	-	-	-	-	-	-	-	-	-	-	-	-	-
at UNLV	1/18/21	dnp		-	-	-	-	-	-	-	-	-	-	-	-	-	-	-	-	-
SAN JOSÉ STATE	1/21/21	dnp		-	-	-	-	-	-	-	-	-	-	-	-	-	-	-	-	-
SAN JOSÉ STATE	1/23/21	dnp		-	-	-	-	-	-	-	-	-	-	-	-	-	-	-	-	-
at Fresno State	1/28/21	dnp		-	-	-	-	-	-	-	-	-	-	-	-	-	-	-	-	-
at Fresno State	1/30/21	dnp		-	-	-	-	-	-	-	-	-	-	-	-	-	-	-	-	-
SAN DIEGO STATE	2/3/21	dnp		-	-	-	-	-	-	-	-	-	-	-	-	-	-	-	-	-
SAN DIEGO STATE	2/5/21	dnp		-	-	-	-	-	-	-	-	-	-	-	-	-	-	-	-	-
at Colorado State	2/9/21	dnp		-	-	-	-	-	-	-	-	-	-	-	-	-	-	-	-	-
at Colorado State	2/11/21	dnp		-	-	-	-	-	-	-	-	-	-	-	-	-	-	-	-	-
WYOMING	2/17/21	dnp		-	-	-	-	-	-	-	-	-	-	-	-	-	-	-	-	-
WYOMING	2/19/20	dnp		-	-	-	-	-	-	-	-	-	-	-	-	-	-	-	-	-
at Air Force	2/22/21	dnp		-	-	-	-	-	-	-	-	-	-	-	-	-	-	-	-	-
at Air Force	2/24/21	dnp		-	-	-	-	-	-	-	-	-	-	-	-	-	-	-	-	-
Totals		0	6	0-3	.000	0-3	.000	0-0	.000	0	1	1	0.3	0	0	0	0	0	0	0.0

Games played: 3
Minutes/game: 2.0
FG Pct: 0.0
3FG Pct: 0.0

Rebounds/game: 0.3

SEASON HIGHS

Points: N/A
FG: 0
FGA: 2 vs Our Lady of the Lake (12-15-20)
3FG: 0
3FGA: 2 vs Our Lady of the Lake (12-15-20)
FT: N/A
FTA: N/A
Rebounds: 1 vs Our Lady of the Lake (12-15-20)
Assists: N/A
Blocks: N/A
Steals: N/A
Minutes Played: 3 vs Our Lady of the Lake (12-15-20)

CAREER HIGHS AT UNM

Points: N/A
FG: 0
FGA: 2 vs Our Lady of the Lake (12-15-20)
3FG: 0
3FGA: 2 vs Our Lady of the Lake (12-15-20)
FT: N/A
FTA: N/A
Rebounds: 1 vs Our Lady of the Lake (12-15-20)
Assists: N/A
Blocks: N/A
Steals: N/A
Minutes Played: 3 vs Our Lady of the Lake (12-15-20)

CAREER STATISTICS

			Total		3-Point		F-Throws		Rebounds											Scoring	
Season	gp-gs	min/avg	fg-fga	pct	fg-fga	pct	ft-fa	pct	off	def	tot	avg	pf	fo	ast	to	blk	stl	pts	avg	
2020-21	3-0	6/2.0	0-3	.000	0-3	.000	0-0	.000	0	1	1	0.3	0	0	0	0	0	0	0	0.0	
TOTAL	3-0	6/2.0	0-3	.000	0-3	.000	0-0	.000	0	1	1	0.3	0	0	0	0	0	0	0	0.0	



Kurt Wegscheider
6'4" | 185 - Sophomore - Guard
Bangui, Central African Republic (NBA Acad. Africa)

30

NOTEWORTHY :

- Enrolled in the NBA Academy Africa since 2017
- Named MVP of the BWB Africa All Star Games
- Participated in the NBA Global Camp in Treviso, Italy
- Participated in three stages of the European Youth Basketball League in Hungary; helped his team to win the tournament and remain unbeaten
- Participant in NCAA's Next Generation Sunday event at the 2019 Final Four

2020-21 GAME-BY-GAME STATISTICS

Opponent	Date	gs	min	Total		3-Pointers		Free throws		Rebounds				pf	a	t/o	blk	stl	pts	avg
				fg-fga	pct	3fg-fga	pct	ft-fa	pct	off	def	tot	avg							
at Rice	12/13/20		11	0-0	.000	0-0	.000	0-0	.000	0	0	0	0.0	0	0	1	0	0	0	0.0
vs Our Lady of the Lake	12/15/20		9	1-2	.500	0-1	.000	2-3	.667	0	2	2	1.0	1	1	1	0	2	4	2.0
vs LeTourneau	12/17/20		15	2-6	.333	0-0	.000	0-0	.000	3	3	6	2.7	1	0	1	0	3	4	2.7
at Boise St.	12/21/20		15	3-4	.750	0-0	.000	2-3	.667	2	0	2	2.5	0	0	0	0	1	8	4.0
at Boise St.	12/23/20		19	1-2	.500	0-0	.000	1-2	.500	3	2	5	3.0	2	1	1	0	0	3	3.8
NEVADA	12/31/20	dnp		-	-	-	-	-	-	-	-	-	-	-	-	-	-	-	-	-
NEVADA	1/2/21	dnp		-	-	-	-	-	-	-	-	-	-	-	-	-	-	-	-	-
UTAH STATE	1/6/21	dnp		-	-	-	-	-	-	-	-	-	-	-	-	-	-	-	-	-
UTAH STATE	1/8/21	dnp		-	-	-	-	-	-	-	-	-	-	-	-	-	-	-	-	-
at UNLV	1/16/21	dnp		-	-	-	-	-	-	-	-	-	-	-	-	-	-	-	-	-
at UNLV	1/18/21	dnp		-	-	-	-	-	-	-	-	-	-	-	-	-	-	-	-	-
SAN JOSÉ STATE	1/21/21	dnp		-	-	-	-	-	-	-	-	-	-	-	-	-	-	-	-	-
SAN JOSÉ STATE	1/23/21	dnp		-	-	-	-	-	-	-	-	-	-	-	-	-	-	-	-	-
at Fresno State	1/28/21	dnp		-	-	-	-	-	-	-	-	-	-	-	-	-	-	-	-	-
at Fresno State	1/30/21	dnp		-	-	-	-	-	-	-	-	-	-	-	-	-	-	-	-	-
SAN DIEGO STATE	2/3/21	dnp		-	-	-	-	-	-	-	-	-	-	-	-	-	-	-	-	-
SAN DIEGO STATE	2/5/21	dnp		-	-	-	-	-	-	-	-	-	-	-	-	-	-	-	-	-
at Colorado State	2/9/21	dnp		-	-	-	-	-	-	-	-	-	-	-	-	-	-	-	-	-
at Colorado State	2/11/21	dnp		-	-	-	-	-	-	-	-	-	-	-	-	-	-	-	-	-
WYOMING	2/17/21	dnp		-	-	-	-	-	-	-	-	-	-	-	-	-	-	-	-	-
WYOMING	2/19/20	dnp		-	-	-	-	-	-	-	-	-	-	-	-	-	-	-	-	-
at Air Force	2/22/21	dnp		-	-	-	-	-	-	-	-	-	-	-	-	-	-	-	-	-
at Air Force	2/24/21	dnp		-	-	-	-	-	-	-	-	-	-	-	-	-	-	-	-	-
Totals		0	69	7-14	.500	0-1	.000	5-8	.625	8	7	15	3.0	4	2	4	0	6	19	3.8

Games played: 5
 Minutes/game: 13.8
 Points/game: 3.8
 FG Pct: 50.0
 3FG Pct: 0.0
 FT Pct: 62.5

Rebounds/game: 3.0
 Assists/game: 0.4
 Turnovers/game: 0.8
 Assist/turnover ratio: 0.5
 Steals/game: 1.2

SEASON HIGHS

Points: 8 at Boise State (12-21-20)
FG: 3 at Boise State (12-21-20)
FGA: 6 vs LeTourneau (12-17-20)
3FG: 0
3FGA: 1 vs Our Lady of the Lake (12-15-20)
FT: 2 (2x) Last time at Boise State (12-21-20)
FTA: 3 (2x) Last time at Boise State (12-21-20)
Rebounds: 6 vs LeTourneau (12-17-20)
Assists: 1 (2x) Last time at Boise State (12-23-20)
Blocks: N/A
Steals: 3 vs LeTourneau (12-17-20)
Minutes Played: 19 at Boise State (12-23-20)

CAREER HIGHS AT UNM

Points: 8 at Boise State (12-21-20)
FG: 3 (2x) Last time at Boise State (12-21-20)
FGA: 6 vs LeTourneau (12-17-20)
3FG: 1 vs. No. 18/19 Auburn (11-25-19)
3FGA: 3 vs San José State (3-4-20)
FT: 2 (5x) Last time at Boise State (12-21-20)
FTA: 3 (2x) Last time at Boise State (12-21-20)
Rebounds: 6 (2x) Last time vs LeTourneau (12-17-20)
Assists: 1 (9x) Last time at Boise State (12-23-20)
Blocks: N/A
Steals: 3 vs LeTourneau (12-17-20)
Minutes Played: 26 vs San José State (3-4-20)

CAREER STATISTICS

			Total		3-Point		F-Throws		Rebounds											Scoring	
Season	gp-gs	min/avg	fg-fga	pct	fg-fga	pct	ft-fa	pct	off	def	tot	avg	pf	fo	ast	to	blk	stl	pts	avg	
2019-20	17-2	139/8.2	14-25	.560	1-7	.143	4-7	.571	8	14	22	1.3	9	1	7	4	0	5	33	1.9	
2020-21	5-0	69/13.8	7-14	.500	0-1	.000	5-8	.625	8	7	15	3.0	4	0	2	4	0	6	19	3.8	
TOTAL	22-2	208/9.5	21-39	.538	1-8	.125	9-15	.600	16	21	37	1.7	13	1	9	8	0	11	52	2.4	



Jordan Arroyo
 6'7" | 210 - Junior - Forward
 Albuquerque, N.M. (Atrisco Heritage Academy)

33

NOTEWORTHY :

- Helped lead Atrisco Heritage to the 6A State Championship in 2018
- First Team All-State, First Team All-Metro and First Team All-District
- New Mexico State Tournament MVP
- All-Metro Defensive Player of the Year
- Shot 63 percent from the floor with 13 double-doubles on the season
- National Hispanic Scholar, Four-Year Honor Roll recipient and academic letterman

2020-21 GAME-BY-GAME STATISTICS

Opponent	Date	gs	min	Total		3-Pointers		Free throws		Rebounds									pts	avg
				fg-fga	pct	3fg-fga	pct	ft-fa	pct	off	def	tot	avg	pf	a	t/o	blk	stl		
at Boise St.	12/23/20	2		0-0	.000	0-0	.000	0-0	.000	0	0	0	0.0	0	0	0	0	0	0	0.0
NEVADA	12/31/20	dnp		-	-	-	-	-	-	-	-	-	-	-	-	-	-	-	-	-
NEVADA	1/2/21	dnp		-	-	-	-	-	-	-	-	-	-	-	-	-	-	-	-	-
UTAH STATE	1/6/21	dnp		-	-	-	-	-	-	-	-	-	-	-	-	-	-	-	-	-
UTAH STATE	1/8/21	dnp		-	-	-	-	-	-	-	-	-	-	-	-	-	-	-	-	-
at UNLV	1/16/21	dnp		-	-	-	-	-	-	-	-	-	-	-	-	-	-	-	-	-
at UNLV	1/18/21	dnp		-	-	-	-	-	-	-	-	-	-	-	-	-	-	-	-	-
SAN JOSÉ STATE	1/21/21	dnp		-	-	-	-	-	-	-	-	-	-	-	-	-	-	-	-	-
SAN JOSÉ STATE	1/23/21	dnp		-	-	-	-	-	-	-	-	-	-	-	-	-	-	-	-	-
at Fresno State	1/28/21	dnp		-	-	-	-	-	-	-	-	-	-	-	-	-	-	-	-	-
at Fresno State	1/30/21	dnp		-	-	-	-	-	-	-	-	-	-	-	-	-	-	-	-	-
SAN DIEGO STATE	2/3/21	dnp		-	-	-	-	-	-	-	-	-	-	-	-	-	-	-	-	-
SAN DIEGO STATE	2/5/21	dnp		-	-	-	-	-	-	-	-	-	-	-	-	-	-	-	-	-
at Colorado State	2/9/21	dnp		-	-	-	-	-	-	-	-	-	-	-	-	-	-	-	-	-
at Colorado State	2/11/21	dnp		-	-	-	-	-	-	-	-	-	-	-	-	-	-	-	-	-
WYOMING	2/17/21	dnp		-	-	-	-	-	-	-	-	-	-	-	-	-	-	-	-	-
WYOMING	2/19/20	dnp		-	-	-	-	-	-	-	-	-	-	-	-	-	-	-	-	-
at Air Force	2/22/21	dnp		-	-	-	-	-	-	-	-	-	-	-	-	-	-	-	-	-
at Air Force	2/24/21	dnp		-	-	-	-	-	-	-	-	-	-	-	-	-	-	-	-	-
Totals		0	2	0-0	.000	0-0	.000	0-0	.000	0	0	0	0.0	0	0	0	0	0	0	0.0

Games played: 1
 Minutes/game: 2.0

SEASON HIGHS

Points: N/A
 FG: N/A
 FGA: N/A
 3FG: N/A
 3FGA: N/A
 FT: N/A
 FTA: N/A
 Rebounds: N/A
 Assists: N/A
 Blocks: N/A
 Steals: N/A
 Minutes Played: 2 at Boise State (12-23-20)

CAREER HIGHS AT UNM

Points: 6 vs Southwest (12-30-18)
 FG: 3 vs Southwest (12-30-18)
 FGA: 4 vs No. 4 San Diego State (1-29-20)
 3FG: N/A
 3FGA: 1 vs Wyoming (2-8-20)
 FT: 2 (3x) Last time vs Wyoming (2-8-20)
 FTA: 4 at NMSU (12-4-18)
 Rebounds: 7 vs No. 4 San Diego State (1-29-20)
 Assists: 1 vs No. 4 San Diego State (1-29-20)
 Blocks: 2 at Nevada (1-25-20)
 Steals: 1 (3x) Last time at Air Force (2-26-20)
 Minutes Played: 22 at Air Force (2-26-20)

CAREER STATISTICS

			Total		3-Point		F-Throws		Rebounds											Scoring	
Season	gp-gs	min/avg	fg-fga	pct	fg-fga	pct	ft-fa	pct	off	def	tot	avg	pf	fo	ast	to	blk	stl	pts	avg	
2018-19	12-2	71/5.9	7-9	.778	0-0	.000	3-9	.333	7	6	13	1.1	8	0	0	2	3	2	17	1.4	
2019-20	14-1	105/7.5	5-12	.417	0-1	.000	4-6	.667	7	10	17	1.2	10	0	1	3	4	1	14	1.0	
2020-21	1-0	2/2.0	0-0	.000	0-0	.000	0-0	.000	0	0	0	0.0	0	0	0	0	0	0	0	0.0	
TOTAL	27-3	178/6.6	12-21	.571	0-1	.000	7-15	.467	14	16	30	1.1	18	0	1	5	7	3	31	1.1	



Assane Ndiaye
 7'1" | 240 - Junior - Forward
 Dakar, Senegal (Kilgore College)

35

NOTEWORTHY :

- Shot 67.4 percent from the floor as a sophomore at Kilgore College
- Scored 66 points on the season over 26 contests at 8.4 minutes per game
- Averaged 2.5 points, 2.4 rebounds, 0.4 assists per game as a sophomore
- Saw action in 23 games as a freshman after missing much of the first season due to injury

2020-21 GAME-BY-GAME STATISTICS

SEASON HIGHS

Points: N/A
 FG: N/A
 FGA: N/A
 3FG: N/A
 3FGA: N/A
 FT: N/A
 FTA: N/A
 Rebounds: N/A
 Assists: N/A
 Blocks: N/A
 Steals: N/A
 Minutes Played: N/A

CAREER HIGHS AT UNM

Points: N/A
 FG: N/A
 FGA: N/A
 3FG: N/A
 3FGA: N/A
 FT: N/A
 FTA: N/A
 Rebounds: N/A
 Assists: N/A
 Blocks: N/A
 Steals: N/A
 Minutes Played: N/A

CAREER STATISTICS

2020-21 BOX SCORES AND RECAPS

Game 1 - New Mexico 72, Rice 61 Dec. 13, 2020 | Tudor Fieldhouse

Maluach Double-Double Paces Lobos Past Undeclared Rice

HOUSTON, TEXAS — Overcoming early nerves and as much as a five-point deficit in the first half, The University of New Mexico men's basketball team topped the previously-undefeated Rice University Owls on Sunday afternoon by a score of 72-61.

The Lobos open the 2020-21 season 1-0 while Rice falls to 4-1.

Senior Makuach Maluach, who is the lone returning starter for the Lobos and started his 57th consecutive contest on Sunday, kicked off his senior year with his third career double-double. He led the Lobos with 23 points and 12 rebounds including six offensive boards. Sunday also marked his 100th career contest.

Rebounding was the story of the game as New Mexico pulled down 49 rebounds compared to 30 for Rice, including 19 offensive. The last time the Lobos had 20 or more offensive rebounds was in the 2018-19 season.

Maluach was one of three Lobos to score in double figures and was joined by junior Rod Brown who posted 11 points and seven rebounds as well as redshirt-freshman Bayron Matos who collected 10 points and five boards.

Both Matos and Brown were two of six players to make their Lobo debuts on Sunday along with junior Saquan Singleton, junior Valdir Manuel, sophomore Jeremiah Francis III and freshman Javonté Johnson.

The Lobos, an almost entirely new squad battling first-game jitters against a 4-0 team, went down by five, 15-10 with 9:54 left in the first half after a 7-0 Owl run that was capped by back-to-back threes for the home team.

UNM tied it up on a layup from Singleton and a three from sophomore Emmanuel Kuac, 15-15, before continuing on a 17-3 run over 7:06 to take a nine-point lead, 27-18.

The Lobos' run was an even scoring effort featuring two points each from Singleton, Kuac, Brown, Francis III and Maluach, capped by back-to-back jumpers from Manuel.

Rice closed the gap to six, 31-25 at the half.

It was Manuel who put the Lobos up by double digits in the second half with a triple with 13:16 left on the clock to put UNM up 45-35.

Rice worked to battle back with a free throw and a layup to make it a seven-point game with 10:17 left, but Maluach quickly shut down any thought of a comeback with a jumper followed by a three at the top of the circle just 24 seconds apart. With the play, UNM went back up by double digits, 50-38, and Rice called a timeout to regroup.

The UNM defense held tough while his offense pushed forward as the Lobos ultimately stretched the lead to 13 on a jumper by Francis III at 3:45. UNM was up by 13 with 21 seconds left before a three from Rice sophomore Quincy Olivari knocked it down to 10.

Maluach and Olivari finished the game with free throws for the 72-61 final.

Additional standout moments for the Lobos include a career-tying eight points from Kuac, nine points and six rebounds from Manuel and an early appearance for junior walk-on Clay Patterson.

Rice was led by Olivari, who notched 21 points, followed by sophomore Travis Eeve who posted 15.

The Lobos are scheduled to return to action on Tuesday, Dec. 15 against Our Lady of the Lake at 5 p.m. MT / 6 p.m. CT in a neutral contest at Rice.

Game 2 - New Mexico 104, OLLU 63 Dec. 15, 2020 | Tudor Fieldhouse

Lobos Down OLLU 104-65 Tuesday Night

HOUSTON, Texas — In the battle of Patterson Brother vs Patterson brother on Tuesday night, Lobo junior Clay Patterson registered his first career 3-pointer against his brother's team as the UNM men's basketball team routed NAIA Our Lady of the Lake, 104-65. The Saints entered the game coming off of an upset over NCAA DI Texas State and drained 10 from behind the arc as a team, but they were no match for the Lobos' 59.7 percent shooting from the floor.

With the win, UNM is now 2-0 on the season while the Saints, which competed in exhibition play Tuesday, remain 1-1.

All 16 members of the Lobo squad in attendance entered the game on Tuesday including UNM debuts for sophomore Logan Padgett, redshirt-freshman Daniel Headdings and freshmen Isaiah Marlin, Nolan Dorsey and Eloy Medina.

The Lobos hit 100 points for the eighth time in head coach Paul Weir's tenure and now average 88.0 points on the season, second in the Mountain West behind Colorado State (90.0).

The Saints got out to their largest and only lead of the game two minutes in with a 9-5 advantage on a three by junior Ruben Monzon. The Lobos followed with a 13-0 run to make it a nine-point game, 18-9, and the Saints came marching back to cut it to five, 28-23, with 8:37 left in the first half. UNM immediately exploded for a 15-0 run to take a 20-point lead, 43-23, and never looked back as the game never closed to less than double digits again.

Four Lobos scored in double figures on the night including senior Makuach Maluach who led the squad with 17 points and finished just one point shy of 1,000 career points. OLLU was led by Ethan White who scored 25 points on 8-for-13 from the floor including three 3-pointers and also a 6-for-7 mark from the line.

Lobo newcomer Saquan Singleton registered his first double-double as a Lobo with 13 points and 10 rebounds while junior Rod Brown registered 16 points and junior Valdir Manuel collected 11, both for their first double-digit game as a Lobo.

The Lobos collected 48 rebounds on the night nearly matching their opening total of 49 on Sunday. UNM outrebounded 48-21 including 14 offensive boards and boasts the highest rebound average in the Mountain West with 48.5.

The Lobos scored 52 points in each half for their 104-point total. The last time UNM scored 50 points in the first half was on Dec. 30, 2018 against University of the Southwest and on Feb. 8, 2020 UNM registered 57 points in the second half against Wyoming.

The last time UNM scored 100 points was on Dec. 22, 2019 against Houston Baptist.

The Lobos dominated in the paint with 54 points to OLLU's 20 while 53 points came off of the UNM bench. New Mexico led for 36:15.

UNM is set to return to action on Thursday, Dec. 17 against LeTourneau University in neutral competition at Rice. LeTourneau also competed Tuesday and came away with a 100-63 victory over Howard Payne University.

Game 3 - New Mexico 90, LeTourneau 58 Dec. 19, 2020 | Tudor Fieldhouse

Maluach Hits 1,000; Lobos Break Program Rebound Record

HOUSTON, Texas — The University of New Mexico men's basketball team outrebounded the LeTourneau YellowJackets 79-32 on Thursday, setting a new program record for rebounds in a game and improving to 3-0 on the season. UNM claimed a 90-58 final with senior Makuach Maluach and redshirt-freshman Bayron Matos leading the Lobos with double-doubles on the day.

The 79 rebounds breaks the UNM program-record 78 that was set against Cal State-Los Angeles on Dec. 15, 1962.

Maluach scored his 1,000th career point with the first bucket of the game at the 19:40 mark. He went on to register his fourth career double-double with 15 points and a team-high 12 rebounds. The double-double marks his second of the season, as well as his third straight double-figure scoring game.

Matos tied the Lobos with 16 points and contributed 10 rebounds for his first career double-double. Junior Rod Brown helped pace UNM with 13 points and eight boards.

The Lobos won the tip and came out of the gate strong, holding LeTourneau scoreless over the first four minutes and jumping out to a 9-0 lead over the first 3:10. Despite several early Lobo turnovers, UNM pressed on and went up by 13, 34-21, with 2:34 left in the first half.

The Lobos closed the first half on a 6-0 run for a 40-21 score at halftime, the largest lead of the first half (19).

At the break, UNM was outrebounding 42-15 and outshooting 42.9-24.3 percent from the floor. Brown racked up 10 of his eventual 13 points to lead UNM through the first half.

The YellowJackets racked up eight team fouls in the first three and a half minutes of the second half, putting the Lobos in the bonus for 16:30. UNM shot 13 free throws in the second half, making eight, including 3-for-4 from Maluach who struggled from the line on Tuesday.

New Mexico went on its longest run of the game, 10-0, over 2:55 midway through the half that included eight points from Maluach to put UNM up by 23, 59-36. Maluach started the run with a pair of free throws followed by a jumper from sophomore Emmanuel Kuac before Maluach finished it with three straight buckets.

UNM increased the lead to 30 at the 5:34 mark on a second-chance layup by sophomore Kurt Wegscheider and pushed it to a 33-point lead, 79-46, on a Padgett jumper. Padgett scored seven points on the day.

As the clock ticked down, redshirt-sophomore Daniel Headdings registered his first points as a Lobo at the 1:38 mark with a layup and an and-one. The Lobos finished outscoring the YellowJackets 9-5 over the final minutes including back-to-back threes from Padgett and freshman Isaiah Marlin.

The Lobos will kick off conference play on Monday, Dec. 21 at Boise State at 7:30 p.m. on FS1. UNM will play game two against the Broncos on Dec. 23 on CBS Sports Network.

Game #1

New Mexico 72 • 1-0, 0-0 MW

#	Player	Total		3-Ptr		Rebounds		PF	TP	A	T	Bk	Sl	Min
		FG-FGA	FG-FGA	FT-FTA	FT-FTA	Off	Def							
01	BROWN, Rod	5	9	0	0	1	4	3	7	3	2	0	0	25
02	SINGLETON, Saquan	1	3	0	0	2	1	4	5	2	4	1	1	24
03	KUAC, Emmanuel	3	6	1	4	1	2	1	6	7	4	8	0	20
10	MALUACH, Makuach	8	14	2	2	5	6	6	12	1	23	1	2	29
11	FRANCIS III, Jeremiah	2	8	0	1	2	0	2	2	5	2	0	0	30
04	MATOS, Bayron	5	9	0	0	0	3	2	5	1	10	2	4	11
05	MC GEE, Keith	0	3	0	2	0	1	2	3	0	0	1	1	15
13	JOHNSON, Javonte	1	3	0	2	0	0	0	0	1	2	0	0	9
20	PATTERSON, Clay	0	0	0	0	0	0	0	0	0	0	0	0	2
22	MANUEL, Valdir	4	11	1	3	0	3	6	2	9	0	2	0	13
30	WEGSCHEIDER, Kurt	0	0	0	0	0	0	0	0	0	1	0	0	11
Team		0		2		2		2		2		2		200
Totals		29-66	4-17	10-13	19	30	49	16	72	12	15	3	6	200
FG % 1st Half:		15-36	41.7%	2nd half:	14-30	46.7%	Game:	29-66	43.9%					Deadball
3FG % 1st Half:		1-9	11.1%	2nd half:	3-8	37.5%	Game:	4-17	23.5%					Rebounds
FT % 1st Half:		0	0.0%	2nd half:	10-13	76.9%	Game:	10-13	76.9%					1

Rice 61 • 4-1, 0-0 C-USA

#	Player	Total		3-Ptr		Rebounds		PF	TP	A	T	Bk	Sl	Min
		FG-FGA	FG-FGA	FT-FTA	FT-FTA	Off	Def							
15	Max Fiedler	1	5	0	1	0	2	4	1	2	2	3	0	29
1	Tai Clark	1	0	1	1	0	4	4	3	1	0	2	2	26
03	Travis Eeve	5	13	3	10	2	0	1	1	12	15	2	2	34
24	Chris Mullins	0	5	0	3	3	2	0	2	5	3	3	0	23
05	Cavil Ege Haysa	1	6	0	1	1	1	1	1	3	3	1	1	19
09	Payton Moore	2	4	1	3	2	4	2	1	3	2	7	3	15
04	Quincy Olivari	7	14	1	2	1	3	4	0	21	0	0	0	31
05	Cameron Sheffield	0	0	0	0	0	0	0	0	0	0	0	0	2
11	Riley Abercrombie	3	8	3	6	0	2	2	4	1	9	0	0	21
Team		1		4		5		1		1		1		200
Totals		19-56	13-35	10-16	10	20	30	15	61	11	15	0	5	200
FG % 1st Half:		8-24	33.3%	2nd half:	11-32	34.4%	Game:	19-56	33.9%					Deadball
3FG % 1st Half:		6-13	46.2%	2nd half:	7-22	31.8%	Game:	13-35	37.1%					Rebounds
FT % 1st Half:		3-6	50.0%	2nd half:	7-10	70.0%	Game:	10-16	62.5%					1

Officials: Olanids Ponce,Bert Smith,Arvin Pelly

Technical fouls: New Mexico-None, Rice-None

Attendance: 2020-21 Men's Basketball, Round: 0, New Mexico vs Rice, Played at Tudor Field

Score by periods	1st	2nd	Total
New Mexico	31	41	72
Rice	25	36	61

Game #2

Our Lady of the Lake 65 • 1-4

#	Player	Total		3-Ptr		Rebounds		PF	TP	A	T	Bk	Sl	Min
		FG-FGA	FG-FGA	FT-FTA	FT-FTA	Off	Def							
01	Jordan EMBRY	3	7	0	1	0	2	3	1	6	2	0	1	32
05	RUBEN MONZON	3	10	0	3	0	1	3	1	6	4	0	2	30
10	Darin MINNIFIELD	0	3	0	1	0	0	0	4	0	3	0	0	16
22	DAVID PATTERSON	1	7	1	6	0	1	0	1	3	2	1	1	21
24	Ethan WHITE	5	13	3	7	1	4	5	1	25	3	3	0	28
00	Quenton COLEMAN	1	6	0	1	2	0	0	2	4	2	2	0	19
04	Elysean TREVINO	2	5	0	0	1	0	1	1	6	2	1	0	18
12	Xavier WOODINGTON	0	0	0	0	0	0	0	0	0	0	0	0	0
13	Josh WILLIAMS	1	4	1	4	0	1	1	2	4	3	1	2	0
14	Edwin TEDESIO	1	1	1	1	0	0	1	1	3	3	0	2	15
15	Carlton Goodie	0	1	0	1	0	0	1	1	0	0	0	0	3
21	Calvin KINTU	3	5	0	1	2	0	1	1	7	1	2	0	9
Team		0		1		2		2		2		2		200
Totals		23-62	10-28	9-11	6	15	21	19	65	13	18	4	7	200
FG % 1st Half:		10-27	37.0%	2nd half:	13-35	37.1%	Game:	23-62	37.1%					Deadball
3FG % 1st Half:		7-16	43.8%	2nd half:	3-12	25.0%	Game:	10-28	35.7%					Rebounds
FT % 1st Half:		8-8	100.0%	2nd half:	1-3	33.3%	Game:	9-11	81.8%					1

New Mexico 104 • 2-0, 0-0 MW

#	Player	FG-FA	FG-FGA	FT-FTA	Off	Def	TP	PF	TP	A	To	Bk	Sl	Min
01	MATOS, Bayron	2	2	0	2	1	3	2	6	2	3	0	0	21
02	SINGLETON, Saquan	8	16	0	2	8	10	2	13	4	2	0	0	22
04	KUAC, Emmanuel	3	5	0	1	3	4	0	9	2	1	2	2	19
10	MALUACH, Makuach	8	10	2	3	8	1	5	6	17	0	2	3	24
13	HEADINGS, Daniel	2	17	1	1	2	2	1	6	4	1	1	0	19
00	MARIN, Isaiah	1	1	0	0	1	1	3	0	2	0	0	0	5
05	MC GEE, Keith	4	7	1	3	0	0	3	2	9	1	1	0	16
12	HEADINGS, Daniel	0	0	0	0	0							0	2
13	JOHNSON, Javonte	3	11	0	0	1	0	7	2	0	1	0	1	12
06	PAGGETT, Jamar	0	0	0	0	0	0	0	0	0	0	0	0	0
10	Red Brown	6	6	0	4	5	1	3	4	0	2	0	0	1
11	PARRISON, Gary	0	0	0	0	0	0	0	0	0	0	0	0	0
13	DORSEY, Nolan	0	0	0	0	0	0	0	0	0	1	0	0	0
22	MANUEL, Vaish	0	0	0	5	8	1	11	2	0	0	0	1	17
01	MEDINA, Jairo	5	5	0	0	0	0	0	0	2	0	0	0	0
30	WEGSCHEIDER, Kurt	1	2	0	1	2	3	0	2	2	1	0	1	2
Team														
Totals		40	67	10	23	14	34	48	12	104	21	14	9	200

2020-21 BOX SCORES AND RECAPS

Game 4 - New Mexico 53, Boise State 77

Dec. 21, 2020 | ExtraMile Arena

Lobos Drop MW Opener at Boise State

BOISE, Idaho — The University of New Mexico men's basketball team dropped its first Mountain West contest of the season on Monday night by a score of 77-53 against Boise State, the team picked in the league's preseason poll to finish second in the MW. The contest marks the first of a two-game series played across three days.

The Lobos (3-1, 0-1 MW), who have now played four games over a span of nine days, will get a second shot at the Broncos (5-1, 1-0 MW) on Wednesday night at 8 p.m. MT on CBS Sports Network.

Overall, UNM was outshot 57.7-33.9 percent despite an even 33.3 percent (5-15) shooting from behind the arc for both teams. The Lobos, who entered the contest averaging 58.7 rebounds per game, were also outrebounded 35-29 on the night.

The Lobos opened the game on a three from Maluach just 40 seconds in, but the Broncos quickly tied it up, took control and never looked back.

Boise State was up by 10 at the break, 36-26, after UNM had cut a nine-point game back to six. The Broncos ended the half on a dunk off of a fastbreak turnover at the 52-second mark followed by a layup with four seconds left on the clock.

A bright spot for the Lobos in the first half was redshirt-senior Keith McGee, who has been known as a 3-point specialist prior to this season, registered a pair of triples for UNM after having gone just 1-for-8 from behind the arc so far this season.

McGee's fire was extinguished however when he left the game after just 11 minutes on the court due to injury. Maluach and McGee led the Lobos through the first half. Maluach posted seven points on 3-for-7 from the floor and a perfect 1-for-1 from three.

The Lobos tried to close the gap in the second half and even cut the score back to six, 40-34, on a layup from sophomore Kurt Wegscheider, who ultimately registered a career-high eight points on the night.

Six points was as close as UNM would get as Boise State then turned in a 25-5 run over 7:59 to take a commanding 65-39 lead with 6:37 left to play en route to the 24-point final.

Boise State was led by four players to score in double figures including 2020-21 Preseason All-MW Team selection and MW Pre-season Player of the Year Alston who racked up 20 with six boards.

While Monday night marked the first game of the season that UNM did not have a player reach a double-double, senior Makuach Maluach did register his fourth straight game scoring in double figures.

Maluach, who has led UNM in scoring in three of its four games so far this season, also now posts 1,027 career points and ranks 30th in UNM program history. He surpassed former Lobo great Ira Harge (1,016) on Monday night.

Game 5 - New Mexico 52, Boise State 89

Dec. 23, 2020 | ExtraMile Arena

Broncos Sweep Lobos in First MW Series

BOISE, Idaho — The University of New Mexico men's basketball team endured a rough one on Wednesday night as it fell by a score of 89-52 in game two of the conference series against Boise State in Boise. Bronco and MW Preseason Player of the Year Derrick Alston, Jr. was one of two players to score 22 points against New Mexico en route to the win.

The Lobos (3-2, 0-2 MW) were outshot 33.3-60.0 from the floor and went just 11.1 percent from behind the arc, going 1-for-7 from deep. Boise State (6-1, 2-0 MW) went 11-for-22 (50 percent) from 3-point range.

Not only did Alston collect 22 points, but the redshirt-senior was unstoppable, going a perfect 9-for-9 from the floor including 3-for-3 from three and 1-for-1 from the stripe. The other scoring leader on the floor was Max Rice, son of Boise State head coach Leon Rice, who registered 22 points and a game-high seven rebounds.

The Lobos were led by three players with eight points apiece including senior Makuach Maluach, junior Saquan Singleton and sophomore Jeremiah Francis III. The game marked the fourth time in five games that Maluach has led UNM in scoring while Francis, who did not score against the Broncos in 26 minutes on Monday, registered a new UNM career high.

The Lobos kicked off the matchup with energy, getting out to a three-point lead, 5-2, on a 5-0 run that included a jumper and a free throw from redshirt-freshman Bayron Matos and a jumper by Francis. The home team tied it up, however, and took off on a 28-5 run that never let up.

The Broncos led 52-28 at the break going 6-for-11 from three compared to 0-for-2 from behind the arc for UNM. Boise State dominated in the paint 26-16 while forcing 11 Lobo turnovers, committing seven.

In the second half, Boise State continued to pile on the points and increase its lead however, a disciplined UNM posted just five fouls in the second half compared to 11 for the Broncos. UNM converted the fouls to seven points going 7-for-11 from the stripe.

The Lobos are scheduled to resume conference play on New Year's Eve, Dec. 31, in a home contest hosted at Lubbock Christian University against Nevada. UNM will play the Wolf Pack on Dec. 31 on FS1 at 7 p.m. MT followed by Jan. 2 on CBS Sports Network at 8 p.m.

Game #4

New Mexico 53 • 3-1, 0-1 MW

#	Player	Total	FG-FGA	3-PT	Rebounds	Off	Def	Tot	PF	TP	A	TO	Blk	Stl	Min
01	MATOS, Bayron	1	2-5	0-0	0-0	0	2	2	4	4	0	0	0	0	18
05	BROWN, Rod	1	0-3	0-0	2-2	1	1	2	3	2	1	1	0	0	19
02	SINGLETON, Saquan	9	2-3	0-0	1-5	3	1	4	0	5	3	2	0	0	22
10	MALUACH, Makuach	9	5-12	1-2	2-3	0	3	3	13	1	2	0	0	0	27
11	FRANCIS III, Jeremiah	9	0-5	0-3	0-0	0	2	2	0	0	2	4	0	0	26
00	MARIN, Isaiah	0	0-2	0-1	0-2	0	0	0	1	0	0	0	0	0	4
03	MC GEE, Keith	2	2-4	2-3	0-0	1	2	3	0	6	0	0	0	0	12
04	KUAC, Emmanuel	1	1-5	0-2	0-0	1	3	4	2	0	3	0	1	0	16
12	HEADINGS, Daniel	1	1-1	1-1	0-0	0	0	0	0	3	0	0	0	0	0
13	JOHNSON, Javonte	1	1-4	1-1	0-0	0	0	0	3	3	0	0	0	0	9
14	PADGETT, Logan	0	0-1	0-0	0-0	2	0	2	0	0	0	0	0	0	0
20	PATTERSON, Clay	0	0-1	0-1	1-2	0	1	1	0	0	0	0	0	0	4
21	DORSEY, Nolan	0	0-0	0-0	0-0	0	0	0	0	1	0	0	0	0	2
22	MANUEL, Valdir	2	2-6	0-1	2-2	0	2	2	6	0	1	1	0	0	21
30	WEGSCHEIDER, Kurt	4	3-4	0-0	2-3	2	2	2	0	8	0	0	0	1	15
Team					1	1	2								
Totals		19-50	5-15	10-19	11	19	29	18	53	8	13	1	3	200	
FG % 1st Half: 11-20		43.3%	2nd half: 8-30		26.7%	Game: 19-50		33.3%	Rebounds		Deatball		Boise St.		
3FG % 1st Half: 3-9		33.3%	2nd half: 2-6		33.3%	Game: 5-15		33.3%	Rebounds		Deatball		Boise St.		
FT % 1st Half: 1-4		25.0%	2nd half: 9-15		60.0%	Game: 10-19		52.6%	Rebounds		Deatball		Boise St.		

Boise St. 77 • 5-1, 1-0 MW

#	Player	Total	3-Pr			Rebounds												
			FG	FTA	FT%	FG	FTA	FT%	Off	Def	Tot	PF	TP	A	TO	Blk	Stl	Min
24	Abu Kigab	1	4-7	0-1	4-6	0	5	5	4	12	3	2	0	2	26			
33	Mladen Armus	1	1-3	0-0	1-2	1	4	5	2	3	1	3	2	0	26			
10	Ray J Dennis	5	7-11	1-3	1-1	1	2	3	16	5	1	0	3	36				
14	Emmanuel Akot	6	4-8	0-2	2-6	8	3	12	4	2	1	3	3	33				
21	Derrick Alston	6	8-13	3-5	1-3	2	4	6	2	20	3	2	0	32				
01	Kasean Pryor	0	0-1	0-1	0-0	0	0	0	1	0	0	0	0	21				
12	Max Rice	3	3-5	1-3	0-0	0	1	1	3	7	3	0	0	21				
13	Pavle Kuzmanovic	1	1-1	0-0	0-0	0	0	0	1	2	0	0	0	2				
15	Donovan Ivory	0	0-0	0-0	0-0	0	0	0	0	0	0	0	0	1				
23	Naje Smith	0	0-1	0-0	0-0	0	1	1	2	0	0	0	0	9				
25	Lukas Milner	2	2-2	0-0	1-2	1	3	4	0	5	0	0	1	12				
Totals		30-62	5-15	12-20	1	8	27	35	20	77	19	12	5	10	200			
FG % 1st Half: 16-26		61.5%	2nd half: 14-26		53.8%	Game: 30-62		57.7%	Rebounds		Deatball		Boise St.					
3FG % 1st Half: 3-8		37.5%	2nd half: 2-7		28.6%	Game: 5-15		33.3%	Rebounds		Deatball		Boise St.					
FT % 1st Half: 1-3		33.3%	2nd half: 11-17		64.7%	Game: 12-20		60.0%	Rebounds		Deatball		Boise St.					

Officials: Kevin Brill, Gregory Nixon, Eric Curry
Technical Fouls: New Mexico-None, Boise St-None.
Attendance:
2020-21 Men's Basketball: Round: 0, Boise St. vs New Mexico, Played at ExtraMile

Score by periods	1st	2nd	Total
New Mexico	26	27	53
Boise St.	36	41	77

Game #5

New Mexico 52 • 3-2, 0-2 MW

#	Player	Total	FG-FGA	3-PT	Rebounds	Off	Def	Tot	PF	TP	A	TO	Blk	Stl	Min
01	MATOS, Bayron	1	2-6	0-0	1-4	4	0	4	2	5	0	0	0	0	23
05	BROWN, Rod	1	4-7	0-0	0-0	0	3	3	2	8	1	3	0	0	21
02	SINGLETON, Saquan	9	1-8	0-0	6-7	0	0	1	8	0	2	0	2	2	21
10	MALUACH, Makuach	9	2-10	0-3	4-4	0	4	4	1	8	0	6	1	2	25
11	FRANCIS III, Jeremiah	9	3-8	0-1	0-0	0	1	1	0	6	0	0	0	0	21
00	MARIN, Isaiah	0	0-0	0-0	0-0	0	0	0	2	0	1	0	0	0	3
04	KUAC, Emmanuel	1	1-1	1-1	0-0	0	2	2	3	0	0	0	0	0	13
13	JOHNSON, Javonte	1	2-4	0-1	3-3	0	0	0	0	0	0	0	0	0	1
14	PADGETT, Logan	0	0-1	0-1	0-0	0	2	2	0	0	0	1	0	0	10
20	PATTERSON, Clay	0	0-1	0-1	0-0	0	0	0	0	0	0	0	0	0	2
21	DORSEY, Nolan	0	0-0	0-0	0-0	0	0	0	0	0	0	0	0	0	14
22	MANUEL, Valdir	2	2-5	0-0	0-1	0	1	1	0	4	0	0	0	0	10
30	WEGSCHEIDER, Kurt	1	1-2	0-0	1-2	3	2	5	2	3	1	1	0	0	19
33	ARROYO, Jordan	0	0-0	0-0	0-0	0	0	0	0	0	0	0	0	0	2
Team					3	0	3								
Totals		18-54	1-9	15-21	10	16	26	13	52	3	18	2	4	200	
FG % 1st Half: 10-20		34.5%	2nd half: 8-25		32.0%	Game: 18-54		33.3%	Rebounds		Deatball		Boise St.		
3FG % 1st Half: 0-2		0.0%	2nd half: 1-7		14.3%	Game: 1-9		11.1%	Rebounds		Deatball		Boise St.		
FT % 1st Half: 8-10		80.0%	2nd half: 7-11		63.6%	Game: 15-21		71.4%	Rebounds		Deatball		Boise St.		

Boise St. 89 • 6-1, 2-0 MW

#	Player	Total	FG-FA	3-PT	FT-FT	Rebounds	Off	Def	TP	A	TO	Blk	Stl	Min
24	Abu Kigab	1	2-3	0-0	2-2	2	3	5	4	6	2	2	0	21
33	Mladen Armus	1	2-4	0-0	1-2	2	1	3	2	5	0	1	0	24
10	Ray J Dennis	5	2-5	1-4	0-0	0	2	2	4	5	6	2	0	30
14	Emmanuel Akot	6	3-11	0-5	1-2	0	4	4	2	7	6	3	1	25
21	Derrick Alston	9	9-9	3-3	1-1	0	4	4	1	22	6	3	1	29
01	Kasean Pryor	0	0-0	0-0	0-0	0	5	5	2	13	1	1	0	20
04	Burke Smith	1	1-1	0-0	1-2	0	1	1	1	1	0	1	0	4
12	Max Rice	6	5-13	4-7	0-0	1	6	7	2	22	1	0	0	24
13	Pavle Kuzmanovic	0	0-2	0-0	0-0	0	0	0	0	0	0	0	0	4
15	Donovan Ivory	0	0-0	0-0	0-0	0	0	0	0	0	0	0	0	3
23	Naje Smith	0	0-0	0-0	0-0	1	1	2	0	1	0	0	0	4
25	Lukas Milner	3	3-3	0-0	0-0	0	1	1	1	6	0	2	0	9
Team						35-60	11-22	6-9	8	28	30	20	8	200
Totals						35-60	11-22	6-9	8	28	30	20	8	200
FG % 1st Half: 21-32		65.6%	2nd half: 15-28		53.6%	Game: 36-60		60.0%						Deatball
3FG % 1st Half: 6-11		54.5%	2nd half: 5-11		45.5%	Game: 11-22		50.0%						
FT % 1st Half: 1-2		50.0%	2nd half: 1-2		50.0%	Game: 2-2		100.0%						