



THE UNIVERSITY OF NEW MEXICO LOBO FOOTBALL

ATHLETIC COMMUNICATIONS

Frank Mercogliano, Asst. A.D. for Communications
Email: fmercog@unm.edu
Cell Phone: 505-410-4844
Twitter: @fmmercogliano
www.GoLobos.com

1939 Sun Bowl * 1944 Sun Bowl * 1946 Sun Bowl * 1947 Harbor Bowl * 1961 Aviation Bowl * 1997 Insight.com Bowl * 2002 Las Vegas Bowl *
2003 Las Vegas Bowl * 2004 Emerald Bowl * 2006 New Mexico Bowl * 2007 New Mexico Bowl * 2015 Gildan New Mexico Bowl * 2016 Gildan New Mexico Bowl

Game 7

Date Saturday, December 12
Time 7:30 Pacific/8:30 Mountain
Location Las Vegas, Nev.
Venue Sam Boyd Stadium
Capacity 36,800
Television FS2
Series Record Fresno State leads 13-4
In Fresno Fresno State leads 7-1
In Albuquerque Fresno State leads 6-3
In Las Vegas First Meeting
Current Streak Fresno State 7
Last Meeting in Fresno 10/14/2017, FS 38-0
Last Meeting in Albuquerque 10/20/2018, FS 38-7



New Mexico Lobos

Record: 1-5 MW: 1-5

Head Coach: Danny Gonzales
UNM Record: 1-5 (1st Year)
Career Record: 1-5 (1st Year)



Fresno State Bulldogs

Record: 3-2 MW: 3-2

Head Coach: Kalen DeBoer
Fresno State Record: 3-2 (1st season)
Career Record: 70-5 (6th season)


Broadcast Info


TV: FS2
Play-by-Play Guy Haberman
Analyst Charles Arbuckle
Sidelines None


RADIO: Lobo Radio Network
(770 KKOZ-AM flagship in Albuquerque)
Play-by-Play Robert Portnoy
Analyst DonTrell Moore
Sidelines None


2020 Schedule


~~at Colorado State~~
CANCELLED


 **at San José State**
Series Record is now 5-14-1
Site CEFCU Stadium (21,520)
TV FS1
Radio Lobo Radio Network


 **at Hawai'i**
Series Record is now 10-16
Site Aloha Stadium (50,000)
TV Spectrum
Radio Lobo Radio Network


 **vs. RV/RV Nevada**
Series Record is now 3-5-1
Site Sam Boyd Stadium (36,800)
TV FS2
Radio Lobo Radio Network

 **at Air Force**
Series Record is now 14-24
Site Falcon Stadium (46,692)
TV FS1
Radio Lobo Radio Network

 **at Utah State**
Series Record is now 13-14
Site Maverik Stadium (25,100)
TV FS1
Radio Lobo Radio Network

 **vs. Wyoming**
Series Record is now 35-38
Site Sam Boyd Stadium (36,800)
TV CBS Sports Network
Radio Lobo Radio Network

 **Fresno State**
Series Record 4-13
Site Sam Boyd Stadium (36,800)
TV FS2
Radio Lobo Radio Network

 **MW Championship**
Site TBA
TV TBA
Radio TBA

What's Inside

Must Haves for the Media Section

Schedule/Staff/At a Glance 1
Media Schedule/Policies 2
Roster 3-4
Where They Come From 5
Two-Deep 6

Section That Will Make Any Broadcast Better

Notes 7-13
Uniform Tracker 14
Game-by-Game and Career Individual Stats 15-23

2020 Opponent Schedules 24
About Head Coach Danny Gonzales 25

Section That Will Make Any Stats & Numbers Person Happy

Drive Charts 26
Red Zone Report/Starting Lineups 27
Results and Team Statistics 28
Offensive Statistics 29-31
Defensive Statistics 32
Season and Career Statistics 33-35

The Game-by-Game Section

UNM Game-by-Game Statistics 36
Opponent Game-by-Game Statistics 37
Game-by-Game Passing/Rushing/Receiving 38
Game-by-Game UNM Tackles 39
The Last Time it Happened 40
Game Recaps 41-44

GENERAL INFORMATION

Name of School University of New Mexico
 City/Zip Albuquerque, N.M. 87106
 Founded 1889 by Territorial Legislature
 Enrollment 22,225
 Nickname Lobos
 School Colors Cherry and Silver
 Stadium University Stadium
 Capacity 39,224
 Conference Mountain West
 Affiliation NCAA I
 President Dr. Garnett Stokes
 Athletic Director Eddie Nuñez
 Athletic Dept. Phone 505-925-5501
 Ticket Office Phone 505-925-LOBO

COACHING STAFF

Head Coach Danny Gonzales
 Alma Mater, Year New Mexico, 1998
 Record at School (years) 1-5, 1st season
 Career Record (years) 1-5, 1st season
 Football Office Phone 505-925-5700
 Best Time of Day to Reach Coach Contact SID
 Assistant Coaches
 Derek Warehime Off. Coord./TEs
 Brandon Blackmon WRs
 Jason Lenzmeier OL
 Jordan Salkin QBs
 Jordan Somerville RBs
 Matt Clark G.A.
 Gray Curtis G.A.
 Rocky Long Def. Coord./LBs
 Jerome Haywood DL
 David Howes S
 Troy Reffett CBs
 Joey Romero G.A.
 Jake Rothschilder G.A.
 Jamie Christian Special Teams Coordinator
 Gavin Bevis Co-Director of Operations
 Jacob Grant Co-Director of Operations
 Ben Grant Asst. Director of Operations
 John Lintner Video Coordinator
 James Carson Athletic Performance
 Nate Matos Asst. Athletic Performance
 Jordan Fiske G.A. Athletic Performance

TEAM INFORMATION

2019 Overall Record 2-10
 2019 Mountain West Record/Finish 0-8/6th Mt.

HISTORY

First Year of Football 1892
 Overall All-Time Record 489-611-31
 Number of Bowls/last 13/2016
 Bowl Record 4-8-1
 NFL Draft Picks 65

COMMUNICATIONS

Press Box Phone 505-925-5805
 SID Mailing Address New Mexico Athletics
 Colleen J. Maloof Administration Building
 1 University of New Mexico
 MSC04 2680
 Albuquerque, NM 87131-0001
 Overnight Address New Mexico Athletics
 Colleen J. Maloof Administration Building
 1414 University Boulevard SE
 Albuquerque, NM 87106

SOCIAL MEDIA

Website www.golobos.com



@UNMLoboFB



/NewMexicoLobos

Typical Game Week Media Policies & Procedures

MONDAY	TUESDAY	WEDNESDAY	THURSDAY	FRIDAY	SATURDAY	SUNDAY
Practice TBA	Practice TBA	Practice TBA	Game TBA	Practice Walk Through	Game Game Day	Practice TBA
Media No Media	Media Post Practice Zoom 1 pm: Gonzales and Requested Players (Only Day for interviews)	Media Post Practice Zoom 1 pm: Gonzales and Requested Players (Last Day for interviews)	Media Lobo Talk with Danny Gonzales 5-6 pm	Media No Media	Media Coach Gonzales and players after game via Zoom	Media No Media

Game Week Media Schedule

Media At Practice

Practice is only open for media for the first 30 minutes, and it is closed to the public. Contact Frank Mercogiano for more information about the class schedules for players needed for interviews (some players are not available due to class after practice, but we will make all efforts to get everyone the interviews they need). Thanks COVID. All practices are closed. Contact Frank Mercogiano for procuring footage or photos.

Danny Gonzales Interview Opportunities

Coach Gonzales is available via Zoom at the opportunities listed in the weekly schedule, but its generally Monday through Wednesday.

Schedules for the two short weeks (two Friday games) will be announced at a later date.

New Mexico Media Luncheon

In the fall, the New Mexico Media Luncheons are Tuesdays from noon to 1 p.m. Coach Danny Gonzales is available at 12:30 p.m. and he will be followed at the podium by offensive coordinator Derek Warehime and defensive coordinator Rocky Long. Audio and video clips from the UNM communications office, and also at www.golobos.com. The press conferences are also streamed on GoTobos.com by LoboTV. Please note that the Mountain West no longer conducts a football coaches teleconference. The luncheon is on the Zia II level of the West press box. So COVID 19 changed all of that. There will not be any media luncheons in 2020. COVID willing, they will return for the 2021 season. Marty Watts should have built up a few stories in the interim.

New Mexico Player Interview Opportunities

All player interviews must be arranged through the UNM athletics communications office. The main time for interviews is after practice. Wednesday is the last day for player interviews. For lengthier interviews, please call the communications office to arrange, which we are happy to do, working around class schedules. These will normally take place in the communications suite in the Maloof Center. See the above schedule. Players are available Monday, Tuesday and Wednesday after practice, either via Zoom for TV or phone for print/digital.

Postgame: The UNM locker room is closed. Requested players will be brought to the football classroom on the second floor of the Tow Diehm football building and outside the locker room for road games. UNM communications will have coach Gonzales and two players address the media, and other players that are needed for one-on-ones may be requested. The student athletes will be available in the football classroom after the press conferences for one-on-one opportunities. Thanks COVID. It's all ZOOM and media will have links regardless if the game is home or away. For UNM media that isn't in the stadium, the ZOOM pressers will still be accessible for your coverage.

Wireless in the Press Box

The press box at University Stadium is fully equipped for wireless connections. Access is free, but those wanting access need their own internal or external wireless cards. Phone lines are available. There won't be a lot of media there this season, so it should be a very strong signal.

www.collegepressbox.com

CollegePressBox.com gives the media one-stop access to updated contact information, media guides, game books, photos, quotes, links and more for each of the league's schools and the Mountain West office. Log-in information will be provided by the MW office to accredited media, or you can apply for a password by sending an e-mail to password@collegepressbox.com.

Ticket Information

- online at unmtickets.com
- by calling 925-5858 or toll-free at 800-955-HOWL
- Albertson's stores in Albuquerque, Rio Rancho, Los Lunas and Santa Fe
- Lobo Ticket Office inside University Arena at the NW corner of University & Cesar Chavez boulevards from 8:30-5 Monday-Friday
- UNM Bookstore (Bookstore Ticket Office is closed on Mondays) For more information call the New Mexico Athletics Ticket Office at (505) 925-5626 or 1-800-955-HOWL (4695). Call (505) 925-5500 for group tickets and ask to speak to a customer service representative.

On Game Day, the northeast box office at University Stadium opens four hours prior to kickoff, and the Lobo Ticket Office at University Arena opens three hours before game time. The northwest University Stadium box office opens 90 minutes before kickoff.

Lobo Talk & The Lobo Coaches Show

In the fall, host Robert Portnoy and coach Danny Gonzales discuss UNM football at Lobo Talk on Thursdays. The show airs from 7-8 p.m. from a site to be determined. Fans can call 866-350-4309 to ask coach Gonzales a question. Also in the fall, the Lobo Coaches Show will be produced by LoboTV, with distribution channels to be announced in.

Game Credentials

Regular UNM media will receive game credentials prior to the start of the season. Media members with season credentials will also serve as a parking pass for the Baseball South lot across from the stadium (the Baseball East lot is no longer a media lot)

Visiting team media should request single-game credentials through their team's media relations office. Media passes work as parking passes for the Baseball South lots:

Media members not associated directly with a team can email requests to fmercog@unm.edu. Please have these Wednesday of game week (Tuesday for the Friday night home game):

For media members picking up credentials at will call without parking passes, it is located in the Northeast corner of the stadium by Gate 7 or 8. With parking passes credentials will be located at the University Drive entrance to the Baseball South lot with the parking attendant. This should allow you to get your credential without having to wait in line or deal with parking on the north side of the stadium. Finally a COVID benefit. Media will be able to park in Stadium West right by the media entrance which is Gate 3. The media level this year will be Zia I, which is outside, so dress accordingly. There is an inside area to work from for print, photo and digital on that level.

Parking

Media parking is located across and just south of the stadium off University Drive. Media members can park in the Baseball South lot which is located next to University Drive. The Baseball South lot entrance is off University Drive south of the new R.D. and Dale Hubbard Clubhouse. Just kidding it's Stadium West and just show your credential.

Visiting Radio

The visiting radio booth is located on the fourth level of the main press box, next to the main media area.



2020 Numerical Roster

No.	Name	Pos.	Ht.	Wt.	Cl-Exp.	Hometown (Last School)	Pronunciation
2	Tony Collier	CB	5-11	165	Sr-1VL	Little Rock, Ark. (College of the Canyons/North Little Rock HS)	
3	Jace Taylor	WR	6-5	195	Fr-HS#	Lake Havasu, Ariz. (Lake Havasu HS)	
3	Patrick Peek	S	5-11	212	Sr-1VL-RS	Ft. Worth, Texas (Trinity Valley JC/Aledo HS)	
4	Bobby Wooden	WR	5-11	185	Fr-HS#	Pearland, Texas (Dawson HS)	
4	Shaddrick Lowery	S	5-9	198	Sr-1VL#	Dania Beach, Fla. (College of the Canyons/American Heritage HS)	
5	Daevon Vigilant	RB	5-9	181	Jr-2VL-2RS	Downey, Calif. (Downey HS)	DAY von
5	James Lewis	LB	6-0	207	Jr-1VL	Tulsa, Okla. (Coffeyville JC/Oklahoma State/Tulsa Memorial HS)	
6	Bryson Carroll	RB	5-7	195	Jr-1VL-1SQ-RS	San Antonio, Texas (Roosevelt HS)	
7	Anselem Umeh	WR	5-11	175	Sr-3L-RS	Bellflower, Calif. (St. John Bosco HS)	AN suh lem OO may
8	Tevaka Tuioti	QB	6-2	194	Jr-2L-2RS	Long Beach, Calif. (La Mirada HS)	teh VAH KAH TOO ee OH tea
8	Donte Martin	CB	5-10	179	So-1VL-RS	Oxnard, Calif. (Rio Mesa HS)	
9	Jordan Kress	WR	6-0	193	Sr-1VL#	Loveland, Colo. (Butte JC/Mountain View HS)	
9	Jerrick Reed II	S	5-10	192	Jr-1VL-JC#	Olive Branch, Miss. (NW Mississippi CC/Olive Branch HS)	
10	Trae Hall	QB	6-2	188	So-1VL-RS	Henderson, Texas (Henderson HS)	
11	Cedric Patterson III	WR	5-11	180	So-1VL-RS	Crosby, Texas (Crosby HS)	
11	Kameron Miller	LB	6-2	203	Sr-3VL-RS	Las Cruces, N.M. (Las Cruces HS)	
12	Brandt Hughes	QB	6-2	222	Jr-RS	Chico, Calif. (Butte JC/Pleasant Valley HS)	
12	Antonio Hunt	CB	5-10	155	So-RS	Lancaster, Calif. (College of the Canyons/Paraclete HS)	
13	Isaiah Chavez	QB	6-0	191	Fr-HS#	Rio Rancho, N.M. (Rio Rancho HS)	
13	Nico Bolden	S	6-3	215	Jr-2VL-RS	Woodbury, Minn. (Woodbury HS)	
14	Tye Moore	WR	5-8	148	Fr-RS	Las Vegas, Nev. (Desert Pines HS)	
14	Michael LoVett III	CB	6-0	183	Sr-1VL	Ft. Wayne, Ind. (Garden City CC/Cabrillo HS)	leh VETT
15	Letayveon Beaton	S	5-9	187	Sr-1VL	St. Petersburg, Fla. (Hutchinson CC/Boca Ciega HS)	le TAY VEE on
16	Connor Genal	QB	6-5	213	Fr-RS	Santa Fe Springs, Calif. (St. Paul HS)	jen AL
16	Tavian Combs	S	6-2	190	Fr-HS#	Amarillo, Texas (Randall HS)	
17	Emmanuel Logan-Greene	WR	5-8	160	Sr-1VL#	Ft. Lauderdale, Fla./Iowa Central CC/UCF/American Heritage HS	
17	Ben Bertram	END	6-2	250	So-1SQ-RS	Albuquerque, N.M. (Sandia HS)	
18	Jonah Leyva	WR	6-1	194	Jr-2SQ-RS	Carlsbad, N.M. (Carlsbad HS)	
19	Devin Sanders	LB	6-2	233	Sr-1VL	San Diego, Calif. (San Diego Mesa CC/Mira Mesa HS)	
21	Chad Alexander	RB	5-6	192	Fr-RS#	New Orleans, La. (Landry-Walker HS)	
22	Darius McCray	S	5-11	218	Fr-HS#	Fresno, Calif. (Washington Union HS)	
23	Reco Hannah	LB	6-2	218	Sr-1VL	Wedowee, Ala. (Highland CC/Randolph County HS)	
24	Corey Hightower	S	5-11	190	Sr-3L-RS	Huntsville, Texas (Huntsville HS)	
25	Nathaniel Jones	RB	5-11	203	Fr-HS#	Bellflower, Calif. (St. John Bosco HS)	
25	Marquae Kirkendoll	S	6-0	177	Fr-RS	Chicago, Ill. (Simeon HS)	mar KWAY
26	Nic Wilson	CB	5-10	178	Jr-1SQ-RS	San Bernardino, Calif. (El Cajon HS)	
27	Quinn Potts	S	6-0	200	Fr-HS#	Compton, Calif. (Dominguez HS)	
28	Josh Foley	WR	5-10	211	So-TR	Rio Rancho, N.M. (New Mexico State/Rio Rancho HS)	
29	Donald Jones	CB	6-0	163	Fr-HS#	Baton Rouge, La. (Broadmoor HS)	
30	Zack Hoffman	WR	5-8	175	Fr-HS#	Albuquerque, N.M. (Eldorado HS)	
30	Ray Leutele	LB	5-11	217	Fr-HS#	Anaheim, Calif. (Mater Dei HS)	lay OO TELL ay
31	Mathias Bertram	S	6-1	181	Fr-HS	Albuquerque, N.M. (Sandia HS)	
34	Bobby Cole	RB	5-9	211	Jr-1VL-1SQ-RS	Chatsworth, Calif. (Sierra Canyon HS)	
35	George Steinkamp	K	6-2	190	Jr-HS	Los Alamos, N.M. (Los Alamos HS)	
35	Semaj Sims	LB	6-1	213	Fr-HS#	Oakland, Calif. (McClymonds HS)	seh MAAZH
36	Syaire Riley	LB	6-0	249	Fr-HS#	Inglewood, Calif. (Palisades HS)	sigh AIR
37	Kendal Taylor	RB	5-9	172	Fr-HS#	Houston, Texas (Westfield HS)	
38	Jathan Washington	WR	5-7	155	Fr-JC	Phoenix, Ariz. (Southwestern College/Mountain Pointe HS)	
38	Matt French	LB	6-0	261	Sr-3SQ-RS	Crestview, Fla. (Crestview HS)	
39	Zarak Scruggs, Jr.	WR	6-2	205	So-JC	Eatonville, Wash. (College of the Canyons/Eatonville HS)	
39	Kyler Drake	END	6-4	234	Fr-HS#	San Bernardino, Calif. (Carter HS)	
41	Dion Hunter	LB	6-2	241	Fr-HS	Rio Rancho, N.M. (Cleveland HS)	
41	Connor Witthoft	TE	6-3	225	Fr-HS#	Tucson, Ariz. (Salpointe Catholic HS)	
45	Josh Woisin	LB	5-10	216	Jr-2SQ-RS	Albuquerque, N.M. (La Cueva HS)	rhymes with "Poisin"
46	Brandon Shook	LB	6-2	220	Sr-2VL-RS	Simi Valley, Calif. (Westlake HS/College of the Canyons)	
47	Jared Long	P	6-1	185	Fr-HS	Albuquerque, N.M. (Del Notre HS)	
47	Caleb Marra	TE	6-4	208	Fr-HS#	Albuquerque, N.M. (La Cueva HS)	
48	Troy Sicaeros	LS	6-0	220	Fr-HS#	San Juan Capistrano, Calif. (JSerra Catholic HS)	
49	Elijah Lash	END	6-3	261	Fr-HS#	Walnut Creek, Calif. (Las Lomas HS)	
50	Teton Saltes	OL	6-6	322	Sr-3VL-RS	Albuquerque, N.M. (Valley HS)	TEE taan SALT ess
51	Bryce Santana	END	6-3	298	Fr-HS#	Los Lunas, N.M. (Los Lunas HS)	
52	Ian Shewell	END	6-3	233	Fr-HS#	Gilbert, Ariz. (Williams Field HS)	
54	Langston Murray	NT	6-2	304	Jr-2VL-RS	Logansport, La. (Logansport HS)	
55	Radson Jang	OL	6-1	234	Jr-1VL-1SQ-RS	Honolulu, Hi. (Army Prep/Kamehameha HS)	
55	Elmer Pauni	NT	6-3	297	Sr-1VL	West Valley, Utah (Mt. San Antonio JC/Granger HS)	POW knee
56	Austin Cook	OL	6-5	298	Sr-2VL	Fort Scott, Kan. (Butler Community College/Fort Scott HS)	
57	Keith Alvarado	NT	6-2	251	Fr-HS#	Albuquerque, N.M. (Sandia HS)	



2020 Numerical Roster

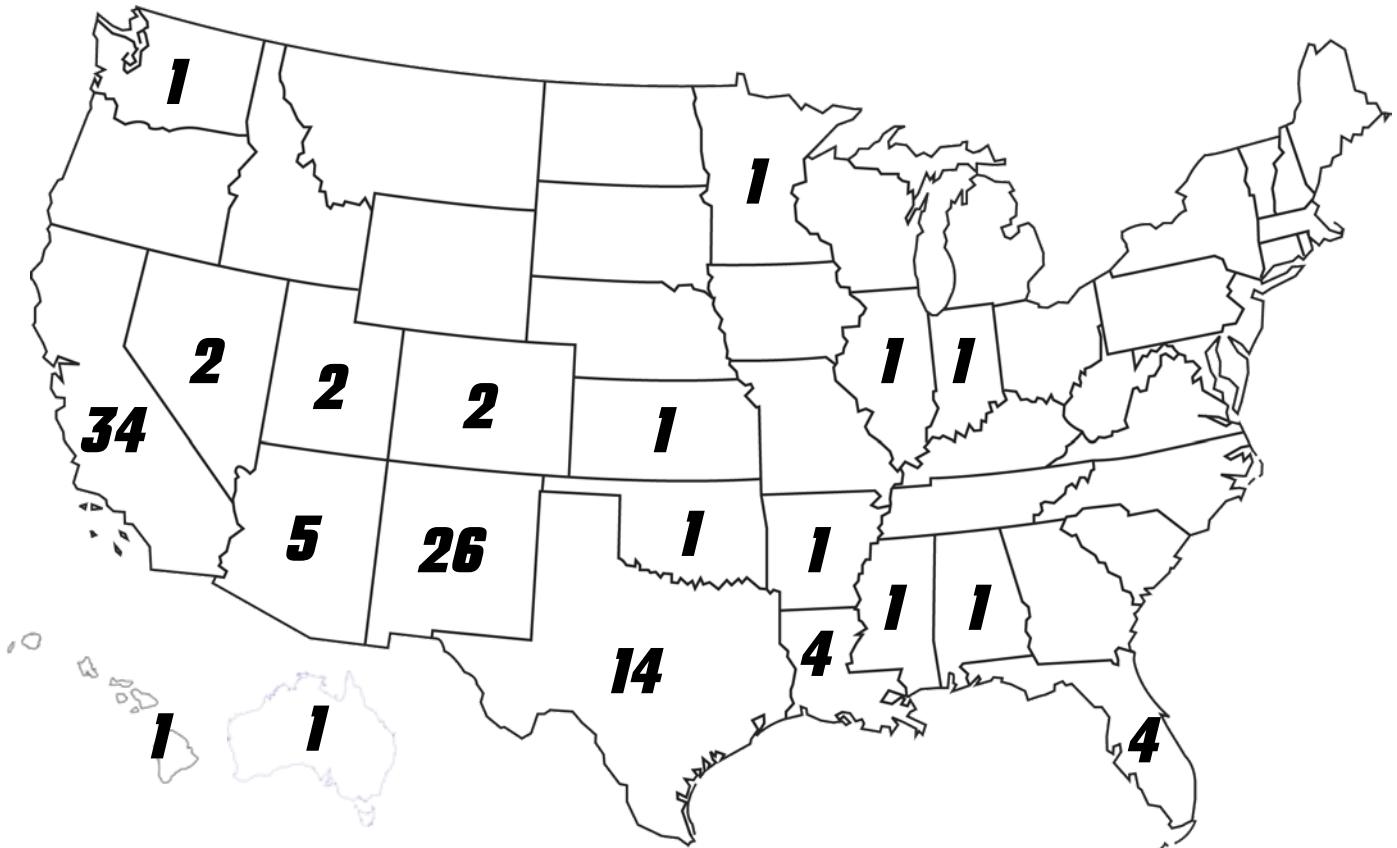
No.	Name	Pos.	Ht.	Wt.	Cl-Exp.	Hometown (Last School)	Pronunciation
58	Cody Moon	NT	6-2	196	Fr-HS#	Albuquerque, N.M. (Volcano Vista HS)	
64	Kyle Stapley	OL	6-3	298	Sr-2VL	Morgan, Utah (Snow College/Morgan HS)	STAPE lee
65	Justice Spates	OL	6-5	276	So-RS	Pacioma, Calif. (College of the Canyons/Chaminade HS)	
66	Jacob Jankoviak	OL	6-2	284	Sr-1VL#	Corona, Calif. (Fullerton JC/Centennial HS)	
67	Isaak Gutierrez	OL	6-2	311	So-JC	Chico, Calif. (Butte College/Eureka HS)	
68	Hayden Wilson	OL	6-5	288	Jr-2SQ-RS	Rio Rancho, N.M. (Cleveland HS)	
70	Brad Murphy	OL	6-3	275	Jr-1SQ-RS	San José, Calif. (CC of San Francisco/Valley Christian HS)	
71	Ben Davis	OL	6-3	293	Sr-TR	Elk Grove, Calif. (Minnesota/American River College/Elk Grove HS)	
72	Jer' Marques Bailey	OL	6-6	350	Fr-HS#	Humble, Texas (Atascocita HS)	JER mar KEZ
73	Cade Briggs	OL	6-3	286	So-1VL#	Las Vegas, Nev. (Bishop Gorman HS)	
74	Greg Brown II	OL	6-1	272	Fr-HS	Pearland, Texas (Shadow Creek HS)	
75	Leke Asenuga	OL	6-2	317	Fr-HS#	Richmond, Texas (George Bush HS)	le KAY ah she NEW gah
76	Vincent Santos	OL	6-4	312	Fr-HS#	Chula Vista, Calif. (Naval Prep/Eastlake HS)	
78	Louis Harden	NT	6-1	320	So-1SQ-RS	San Clemente, Calif. (San Clemente HS)	
79	Walter Baca	OL	6-1	261	Fr-HS#	Los Lunas, N.M. (Los Lunas HS)	
80	Ryan Cosper	WR	6-3	187	Fr-HS#	Albuquerque, N.M. (Hope Christian HS)	
81	Elijah Queen	WR	6-5	198	Fr-HS#	Carson, Calif. (Narbonne HS)	
82	Austin Erickson	WR	6-0	163	Fr-HS#	Albuquerque, N.M. (Manzano HS)	
83	Blake Wells	WR	5-11	189	Jr-RS	Clovis, Calif. (College of the Sequoia/Buchanan HS)	
84	Zion Hall	WR	6-0	175	Fr-HS#	Albuquerque, N.M. (Manzano HS)	
85	Kyle Jarvis	TE	6-4	231	Sr-1VL	Antioch, Calif. (Contra Costa College/Antioch HS)	
86	Kyle Hester	TE	6-4	237	Fr-RS	Gilbert, Ariz. (Highland HS)	
87	Andrew Erickson	WR	6-2	194	So-1SQ-RS	Albuquerque, N.M. (Manzano HS)	
88	Marcus Williams	TE	6-3	228	Sr-3VL#	Rio Rancho, N.M. (Cleveland HS)	
89	Connor Kinslow	TE	6-4	226	Fr-HS#	Flushear, Texas (Obra D. Tompkins HS)	
90	OJ Bartley	NT	6-2	277	Fr-HS#	Stockton, Calif. (Edison HS)	
91	Adam Gay	END	6-5	284	Sr-TR#	Albuquerque, N.M. (New Mexico Highlands/Volcano Vista HS)	
92	Omar Darame	END	6-3	273	Fr-RS	Arlington, Texas (Sam Houston HS)	dah RAH may
93	Quinton Thomas	DL	6-1	200	Fr-HS#	Albuquerque, N.M. (Cibola HS)	
94	Andrew Shelley	K	6-1	186	Jr-2VL-RS	Albuquerque, N.M. (Eldorado HS)	
94	Harshan Sachdeva	END	6-4	256	Fr-RS	Bakersfield, Calif. (Stockdale HS)	sack DEE vah
95	Jake Saltonstall	END	6-4	253	So-JC	Morgan Hill, Calif. (Foothill College/Live Oak HS)	
96	Tyson Dyer	P	6-2	212	Sr-2VL#	Queensland, Australia (Palomar College/Palm Beach Currumbin State HS)	
97	Justin Harris	END	6-6	270	Jr-1VL	Gonzalez, Louisiana (Hutchinson CC/Baylor/East Ascension HS)	
98	Joey Noble	END/LS	6-3	236	Sr-1VL#	Cerritos, Calif. (Fullerton JC/Los Alamitos HS)	
99	Donovan Murphree	K	6-2	183	So-1VL-RS	Ft. Collins, Colo. (Fossil Ridge HS)	
99	Ben Gansallo	NT	6-2	284	Sr-1VL#	Missouri City, Texas (Blinn JC/Dulles HS)	

Coaching Staff

Head Coach: Danny Gonzales (New Mexico, 1998 — first year)
Offensive Coordinator/TEs: Derek Warehime (Tulsa, 2006)
Defensive Coordinator/LBs: Rocky Long (New Mexico, 1971)
Special Teams Coordinator: Jamie Christian (Central Washington, 1999)
Receivers: Brandon Blackmon (Tennessee State, 2008)
Defensive Line: Jerome Haywood (San Diego State, 2002)
Safeties: David Howes (New Mexico, 1997)
Offensive Line: Jason Lenzmeier (New Mexico, 2005)
Cornerbacks: Troy Reffett (UTEP, 1990)
Quarterbacks: Jordan Salkin (West Virginia, 2014)
Running Backs: Jordan Somerville (Arizona State, 2019)
Offensive Graduate Assistants: Matt Clark, Gray Curtis
Defensive Graduate Assistants: Joey Romero, Jake Rothschiller
Co-Director of Operations: Gavin Bevis
Co-Director of Operations: Jacob Grant
Asst. Director of Football & Recruiting: Ben Grant
Director of Athletic Performance: Jimmy Carson
Asst. Director of Athletic Performance: Nate Matos
Athletic Performance Graduate Assistant: Jordan Fiske
Equipment Director: Chris Schieder
Video Coordinator: John Lintner
Athletic Director: Eddie Nuñez
Assistant Athletics Director/Communications (Primary Contact): Frank Mercogliano

Game Day Coaching Positions

Offense		
Derek Warehime	OC/TE	Field
Jason Lenzmeier	OL	Field
Brandon Blackmon	WR	Field
Jamie Christian	ST/WR	Field
Matt Clark	GA	Field
Jordan Somerville	RB	Press Box
Jordan Salkin	QB	Press Box
Gray Curtis	GA	Press Box
Defense		
Rocky Long	DC/LB	Field
Troy Reffett	CB	Field
David Howes	S	Press Box
Jerome Haywood	DL	Press Box
Jake Rothschille	GA	Press Box
Joey Romero	GA	Press Box



Alabama (1) Reco Hannah Wedowee	Nic Wilson San Bernardino Louis Harden..... San Clemente Devin Sanders..... San Diego Brad Murphy San José Troy Sicaeros..... San Juan Capistrano Connor Genal Santa Fe Springs Brandon Shook Simi Valley OJ Bartley Stockton Elijah Lash..... Walnut Creek	Minnesota (1) Nico Bolden St. Paul	Oklahoma (1) James Lewis..... Tulsa
Arizona (5) Kyle Hester..... Gilbert Ian Shewell Gilbert Jace Taylor Lake Havasu Jathan Washington Phoenix Connor Witthoft Tucson	Colorado (2) Jordan Kress..... Loveland Donovan Murphee Fossil Ridge	Mississippi (1) Jerrick Reed II Olive Branch	Texas (14) Tavian Combs..... Amarillo Omar Darame Arlington Cedric Patterson III Crosby Patrick Peek Ft. Worth Connor Kinslow Flushear Trae Hall..... Henderson Kendal Taylor Houston Jer'Marques Bailey Humble Corey Hightower..... Huntsville Ben Gansallo..... Missouri City Greg Brown II..... Pearland Bobby Wooden..... Pearland Leke Asenuga..... Richmond Bryson Carroll San Antonio
Arkansas (1) Tony Collier Little Rock	Florida (4) Matthew French Crestview Shadrack Lowery Dania Beach Emmanuel Logan-Green . Ft. Lauderdale Letayveon Beaton..... St. Petersburg	Nevada (2) Cade Briggs..... Las Vegas Tye Moore Las Vegas	Utah (2) Kyle Stapley Morgan Elmer Pauni West Valley
California (34) Ray Leutele Anaheim Kyle Jarvis Antioch Harshan Sachdeva Bakersfield Nathaniel Jones Bellflower Anselem Umeh Bellflower Elijah Queen Carson Joey Noble Cerritos Bobby Cole Chatsworth Isaak Gutierrez..... Chico Blake Wells Clovis Jacob Jankoviak Corona Quinn Potts..... Compton Daevon Vigilant Compton Brandt Hughes Chico Vincent Santos..... Chula Vista Ben Davis..... Elk Grove Darius McCray Fresno Syaire Riley Inglewood Antonio Hunt..... Lancaster Tevaka Tuioti Long Beach Jake Saltonstall Morgan Hill Semaj Sims Oakland Donte Martin..... Oxnard Justice Spates Pacioma Kyler Drake San Bernardino	Hawaii (1) Radson Jang..... Honolulu	New Mexico (26) Keith Alvarado Albuquerque Ben Bertram Albuquerque Matthias Bertram Albuquerque Ryan Cosper..... Albuquerque Andrew Erickson..... Albuquerque Austin Erickson Albuquerque Adam Gay Albuquerque Zion Hall..... Albuquerque Zack Hoffman Albuquerque Jared Long Albuquerque Caleb Marra..... Albuquerque Cody Moon..... Albuquerque Teton Saltes Albuquerque Andrew Shelley..... Albuquerque Quinton Thomas..... Albuquerque Josh Woisin Albuquerque Jonah Leyva Carlsbad Kameron Miller..... Las Cruces George Steinkamp Los Alamos Walter Baca Los Lunas Bryce Santana..... Los Lunas Isaiah Chavez Rio Rancho Josh Foley Rio Rancho Dion Hunter Rio Rancho Marcus Williams Rio Rancho Hayden Wilson Rio Rancho	Washington (1) Zarak Scruggs, Jr. Eatonville
	Illinois (1) Marquae Kirkendoll Chicago		Australia (1) Tyson Dyer Queensland
	Indiana (1) Michael LoVett III Ft. Wayne		
	Kansas (1) Austin Cook Fort Scott		
	Louisiana (4) Donald Jones Baton Rouge Langston Murray Logansport Justin Harris Lutcher Chad Alexander New Orleans		

2020 Primary Two-Deep & Flash Stats

OFFENSE

Pos.	#	Player	Ht.	Wt.	Cl.-Ex.	Hometown (Last School)	2020 Stats
WR-X	87	Andrew Erickson	6-0	163	Fr-2RS	Albuquerque, N.M. (Manzano HS)	17 catches, 264 yards, 2 TD, long of 46
	11	Cedric Patterson III	5-11	180	So-1L-RS	Crosby, Texas (Crosby HS)	7 catches, 93 yards, 1 TD, long of 39
	3	Jace Taylor	6-5	195	Fr-HS#	Lake Havasu, Ariz. (Lake Havasu HS)	No stats
LT	73	Cade Briggs	6-3	286	So-1L#	Las Vegas, Nev. (Bishop Gorman HS)	6 starts, 6 games played
	72	Jer' Marques Bailey	6-6	350	Fr-HS#	Humble, Texas (Atascocita HS)	3 games played
LG	56	Austin Cook	6-5	298	Sr-2L	Fort Scott, Kan. (Butler CC/Fort Scott HS)	6 starts, 5 games played
	75	Leke Aseunuga	6-2	317	Fr-HS#	Houston, Texas (George Bush HS)	3 games played
C	64	Kyle Stapley	6-3	298	Sr-2L	Morgan, Utah (Snow College/Morgan HS)	6 starts, 5 games played
	67	Isaak Gutierrez	6-2	311	So-JC	Eureka, Calif. (Butte College/Eureka HS)	6 starts, 5 games played
RG	67	Isaak Gutierrez	6-2	311	So-JC	Eureka, Calif. (Butte College/Eureka HS)	6 starts, 5 games played
	71	Ben Davis	6-3	293	Sr-TR	Elk Grove, Calif. (Minnesota/American River College/Elk Grove HS)	1 start, 6 games played
RT	50	Teton Saltes	6-6	322	Sr-3L-RS	Albuquerque, N.M. (Valley HS)	5 starts, 5 games played
	71	Ben Davis	6-3	293	Sr-TR	Elk Grove, Calif. (Minnesota/American River College/Elk Grove HS)	1 start, 6 games played
TE	88	Marcus Williams	6-3	228	Sr-2L#	Rio Rancho, N.M. (Cleveland HS)	11 catches, 114 yards, long of 24 yards
	85	Kyle Jarvis	6-4	241	Sr-1L	Antioch, Calif. (Contra Costa College/Antioch HS)	3 catches, 43 yards, long of 15
	89	Conner Kinslow	6-4	226	Fr-HS#	Flushear, Texas (Obra D. Tomkins HS)	No stats
WR-H	17	Emmanuel Logan-Greene	5-8	160	Sr-1L#	Ft. Lauderdale, Fla. (Iowa Central/UCF/IMG Academy/Coconut Creek HS)	23 catches, 221 yards, long of 49, 7 rushes, 14 yards, long of 8
	4	Bobby Wooden	5-11	185	Fr-HS#	Pearland, Texas (Dawson HS)	7 catches, 27 yards, 0 TD, long of 7, 4 rush, 14 yards, 0 TD, long of 4
WR-Z	81	Elijah Queen	6-5	198	Fr-HS#	Carson, Calif. (Narbonne HS)	No stats
	7	Anselem Umeh	5-11	175	Sr-3L-RS	Bellflower, Calif. (St. John Bosco HS)	2 catches, 21 yards, 0 TD, long of 12
QB	13	Isaiah Chavez	6-0	191	Fr-HS#	Rio Rancho, N.M. (Rio Rancho HS)	5-10-0, 55 yards, 1 TD long of 44, 7 rushes, 16 yards, long of 10
	6	Bryson Carroll	5-7	195	Jr-1L-1SQ-RS	San Antonio, Texas (Roosevelt HS)	17 carries, 84 yards, long of 37, 9 catches, 79 yards, long of 19, 2-2-0, 44 yards, 2 TD, long of 28
RB	34	Bobby Cole	5-9	211	Jr-1L-1SQ-RS	Chatsworth, Calif. (Sierra Canyon HS)	82 carries, 411 yards, 1 TD, long of 36, 5 catches, 75 yards, 1 TD, long of 44
	25	Nathaniel Jones	5-11	203	Fr-HS#	Bellflower, Calif. (St. John Bosco HS)	44 carries, 210 yards, 2 TD, long of 41
	6	Bryson Carroll	5-7	195	Jr-1L-1SQ-RS	San Antonio, Texas (Roosevelt HS)	17 carries, 84 yards, long of 37, 9 catches, 79 yards, long of 19, 2-2-0, 44 yards, 2 TD, long of 28

DEFENSE

Pos.	#	Player	Ht.	Wt.	Cl.-Ex.	Hometown (Last School)	2020 Stats
LE	95	Jake Saltonstall	6-4	253	So-JC	Morgan Hills, Calif. (Foothill College/Live Oak HS)	10 tackles, 1.0 sacks for 9 yards, 1.0 TFLs for 9 yards, 2 FR for 0 yards, 1 PBU
	92	Omar Darame	6-3	273	Fr-RS	Arlington, Texas (Sam Houston HS)	4 tackles, 1.0 TFLs for 1 yard
NT	99	Ben Gansallo	6-3	284	Sr-1VL	Missouri City, Texas (Blinn JC/Dulles HS)	6 tackles, 1.0 sacks for 6 yards, 1.0 TFLs for 6 yards
	51	Bryce Santana	6-3	298	Fr-HS#	Los Lunas, N.M. (Los Lunas HS)	2 tackles
	55	Elmer Pauni	6-3	297	Sr-1L	West Valley, Utah (Mt. San Jacinto JC/Granger HS)	7 tackles, 0.5 TFLs for 1 yard
	17	Ben Bertram	6-2	250	So-1SQ-RS	Albuquerque, N.M. (Sandia HS)	3 tackles, 1.0 TFLs for 5 yards, 1.0 sacks for 5 yards
RE	98	Joey Noble	6-3	236	Sr-1L#	Cerritos, Calif. (Fullerton JC/Los Alamitos HS)	36 tackles, 2.0 sacks for 15 yards, 3.0 TFLs for 16 yards, 1 FF, 1 FR for 0 yards
	52	Ian Shewell	6-3	233	Fr-HS#	Gilbert, Ariz. (Williams Field HS)	3 tackles, 1 FR for 0 yards
LLB	19	Devin Sanders	6-2	233	Jr-1L	San Diego, Calif. (San Diego Mesa CC/Mira Mesa HS)	29 tackles, 0.5 TFLs for 1 yard, 1 PBU, 1 FF
	23	Reco Hannah	6-2	218	Sr-1L	Wedowee, Ala. (Highland CC/Randolph County HS)	10 tackles, 0.5 TFLs for 0 yards
MLB	46	Brandon Shook	6-2	220	Sr-2L-RS	Simi Valley, Calif. (Westlake HS/College of the Canyons)	58 tackles, 2.5 TFLs for 2 yards, 2 FF, 1 PBU, 1 INT for 0 yards
	30	Ray Leutele	5-11	217	Fr-HS#	Anaheim, Calif. (Mater Dei HS)	6 tackles, 1.0 TFLs for 2 yards
RLB	11	Kameron Miller	6-3	203	Sr-3L-RS	Las Cruces, N.M. (Las Cruces HS)	25 tackles, 1.5 TFLs for 4 yards, 1 FF
	36	Syaire Riley	6-0	249	Fr-HS#	Inglewood, Calif. (Palisades HS)	6 tackles
LCB	24	Corey Hightower	5-11	190	Sr-3L-RS	Huntsville, Texas (Huntsville HS)	No stats
	2	Tony Collier	5-11	170	Jr-JC	Little Rock, Ark. (College of the Canyons/North Little Rock HS)	21 tackles, 1.0 TFLs for 1 yard, 1 PBU
	12	Antonio Hunt	5-10	155	So-RS	Lancaster, Calif. (College of the Canyons/Valley HS)	7 tackles, 1 PBU
	26	Nic Wilson	5-10	178	So-1SQ-RS	San Bernardino, Calif. (Cajon HS)	7 tackles
LWOLF	9	Jerrick Reed II	5-10	192	Jr-1L#	Olive Branch, Miss. (MW Mississippi CC/Olive Branch HS)	24 tackles, 1.0 TFLs for 1 yard, 4 INT for 58 yards, 2 PBU, 1 FR for 0 yards
	4	Shaddrick Lowery, Jr.	5-9	198	Jr-1L#	Dania Beach, Fla. (College of the Canyons/American Heritage HS)	6 tackles
LOBO	16	Tavian Combs	6-2	190	Fr-HS#	Amarillo, Texas (Randall HS)	39 tackles, 1 FF, 1 PBU
	31	Matthias Bertram	6-1	181	Fr-HS#	Albuquerque, N.M. (Sandia HS)	Has not played
RWOLF	3	Patrick Peek	5-11	212	Sr-1VL-RS	Ft. Worth, Texas (Trinity Valley JC/Aledo HS)	26 tackles, 2.0 TFLs for 7 yards, 2 PBU, 1 FR for 0 yards
	27	Quinn Potts	6-0	205	Fr-HS#	Compton, Calif. (Dominguez HS)	No stats
RCB	8	Donte Martin	5-9	167	Fr-RS	Oxnard, Calif. (Rio Mesa HS)2	6 tackles, 1.0 sacks for 2 yards, 1.0 TFLs for 2 yards, 2 PBU
	14	Michael LoVett III	6-0	185	Jr-JC	Ft. Wayne, Ind. (Garden City CC/Cabrillo HS)	7 tackles
	25	Marquae Kirkendoll	6-0	177	Fr-RS	Chicago, Ill. (Simeon HS)	1 tackle

SPECIAL TEAMS

Pos.	#	Player	Ht.	Wt.	Cl.-Ex.	Hometown (Last School)	2020 Stats
FGs	99	Donovan Murphree	6-2	183	So-1L-RS	Ft. Collins, Colo. (Fossil Ridge HS)	3-3 FG (39G, 31G, 40G), 5-5 XP, 14 pts
	35	George Steinkamp	6-2	190	Jr-HS	Los Alamos, N.M. (Los Alamos)	6-11 FG (46WR, 26G, 49G, 46WL, 24G, 42G, 26G, 48G, 50BL, 51WR, 37WR), 8-8 XP, 26 pts
	94	Andrew Shelley	6-1	185	So-1L-RS	Albuquerque, N.M. (Eldorado HS)	0-1 FG (40WR), 0-0 XP, 0 pts
KOs	99	Donovan Murphree	6-2	183	So-1L-RS	Ft. Collins, Colo. (Fossil Ridge HS)	26 KOs, 1515 yards, 58.3 avg., 8 TBs, 1 tackle
	35	George Steinkamp	6-2	190	Jr-HS	Los Alamos, N.M. (Los Alamos)	Has not kicked off
P	96	Tyson Dyer	6-2	198	Jr-1L#	Queensland, Australia (Palomar College/Palm Beach Currumbin State HS)	30 punts, 1234 yards, 41.1 avg, 39.4 net, 11 FC, 12 I20, 3 50+
	47	Jared Long	6-1	185	Fr-HS#	Albuquerque, N.M. (Del Norte HS)	Has not played
DS	48	Troy Sicaeros	6-0	220	Fr-HS#	San Juan Capistrano, Calif. (JSerra Catholic HS)	6 starts, 6 games played, 1 tackle
	98	Joey Noble	6-3	236	Sr-1L#	Cerritos, Calif. (Fullerton JC/Los Alamitos HS)	Has not snapped
Hold	96	Tyson Dyer	6-2	198	Jr-1L#	Queensland, Australia (Palomar College/Palm Beach Currumbin State HS)	6 starts, 6 games played
	47	Jared Long	6-1	185	Fr-HS#	Albuquerque, N.M. (Del Norte HS)	Has not held
KOR	21	Chad Alexander	5-6	192	Fr-RS	New Orleans, La. (Landry-Walker HS)	8 returns, 117 yards, 14.6 avg, long of 21
	17	Emmanuel Logan-Greene	5-8	160	Sr-1L#	Ft. Lauderdale, Fla. (Iowa Central/UCF/IMG Academy/Coconut Creek HS)	4 returns, 129 yards, 32.2 avg., long of 75
	25	Nathaniel Jones	5-11	203	Fr-HS#	Bellflower, Calif. (St. John Bosco HS)	4 returns, 85 yards, 21.2 avg, long of 26
	6	Bryson Carroll	5-7	182	Jr-1L-1SQ-RS	San Antonio, Texas (Roosevelt HS)	6 returns, 101 yards, 18.5 avg., long of 35
PR	17	Emmanuel Logan-Greene	5-8	160	Sr-1L#	Ft. Lauderdale, Fla. (Iowa Central/UCF/IMG Academy/Coconut Creek HS)	5 returns, 23 yards, 4.6 avg., long of 14
	12	Antonio Hunt	5-10	155	So-RS	Lancaster, Calif. (College of the Canyons/Valley HS)	No returns
	7	Anselem Umeh	5-11	175	Sr-3L-RS	Bellflower, Calif. (St. John Bosco HS)	No returns

#denotes has redshirt available

Lobo Radio Network

Every New Mexico football game is broadcast over the Lobo Radio Network. 770 Kkob-AM in Albuquerque is the flagship. Robert Portnoy is in his seventh season of play-by-play broadcasting with The University of New Mexico. The Lobo Radio Network:

Albuquerque	KKOB-AM	770 AM
Albuquerque	KKOB FM Simulcast	94.5 FM
Aztec	KLJH-FM	96.1 FM
Bloomfield	KLJH-2	107.1FM
Carlsbad	KATK-AM	740 AM
Farmington	KLJH-FM	107.1 FM
Farmington	KLJH-FM	96.1 FM
Farmington	KLJH-1	107.1 FM
Gallup	KYVA-AM	1230 AM
Gallup	KYVA-AM	94.9 FM
Grants	KMIN-AM	980 AM
Hobbs	KWMW-FM	105.1 FM
Las Vegas	KBQL-FM	92.7 FM
Mancos, CO	KLJH-FM	107.9 FM
Pagosa Springs, CO	KLJH-FM	98.3 FM
Santa Fe	KVSF-AM	1400 AM
Ruidoso	KWMW-FM	99.1 FM
Ruidoso	KRUI-AM	1490 AM
Socorro	KYRN-FM	102.1 FM
Window Rock, AZ	KLJH-FM	92.3 FM

Roster Breakdown

2020 LETTERMEN/SQUAD RETURNING (50)

Offense (23): QB (3) Trae Hall*, *Brandt Hughes*, Tekava Tuioti**
RB (4) *Chad Alexander*, Bryson Carroll**, Bobby Cole**, Daevon Vigilant**;
WR (5) Jordan Kress*, Jonah Leyva**, Emmanuel Logan-Greene*, Cedric Patterson III*, Anselem Umeh***; **TE (2)** Kyle Jarvis*, Marcus Williams***; **OL (9)** Cade Briggs*, Austin Cook**, Louis Harden*, Radson Jang**, Jacob Jankoviak*, Brad Murphy*, Teton Saltes***, Kyle Stapley**, Hayden Wilson**

Defense (24): DL (7) Ben Bertram*, *Omar Darame**, Ben Gansallo*, Justin Harris*, Langston Murray**, Joey Noble*, Elmer Pauni*; **LB (6)** Matthew French**, Reco Hannah*, James Lewis*, Devin Sanders*, Brandon Shook**, Josh Woisn**;
S (6) Letayveon Beaton*, Nico Bolden**, Corey Hightower***, Shadrack Lowery*, Kameron Miller***, *Patrick Peek**, Jerrick Reed II*; **CB (5)** Tony Collier*, *Antonio Hunt**, Michael LoVett III*, Donte Martin*, Nic Wilson*

Specialists (3): Tyson Dyer**, Donovan Murphree*, Andrew Shelley**;

STARTERS RETURNING (12)

Offense (7): QB Tevaka Tuioti, OL Kyle Stapley, OL Teton Saltes, TE Marcus Williams, WR Jordan Kress, WR Anselem Umeh, WR Emmanuel Logan-Greene

Defense (3): CB Donte Martin, S Letayveon Beaton, S Jerrick Reed II

Specialists (2): K Andrew Shelley, P Tyson Dyer,

STARTERS LOST (11)

Offense (4): RB Ahmari Davis, OL Javon Moseley, OL Chris Estrella, OL David Zavala

Defense (8): DL Trent Sellers, DL Erin Austin, DL Nahje Flowers, LB Alex Hart, LB Jacobi Hearn, LB Alexander "Moana" Vainikolo, CB De'John Rogers, S Johnny Hernandez

Specialists (1): LS Jared EnRico

REDSHIRTS WHO HAVE NOT PLAYED THAT RETURN (8)

Offense (5): QB (1) Conor Genal **WR (3)** Andrew Erickson, Tye Moore, Blake Wells **OL (1)** Justice Spates

Defense (3): DL (1) Harshan Sachdeva; **S (1)** Marquae Kirkendoll; **CB (1)** Nic Wilson

Specialists (0):

*denotes played/on team during the season and didn't redshirt
italics denotes played in 2019 but earned a redshirt/medical redshirt

The Opening List

Danny Gonzales had to like what he saw from his defense on Saturday night, whether or not it was the 91 yards allowed passing, the 16 points allowed, or allowing a passer efficiency of 50.84. However, we have a sneaking suspicion he likes this stat most of all:

Wyoming red zone trips: 4
 Wyoming red zone TDs: 0

Yep, UNM limited the Cowboys to three short field goals and then UNM got a turnover, setting the stage for a much needed victory. However, that stout red zone defense is not an aberration. UNM has not allowed a red zone touchdown over its opponents' last seven trips (four for Wyoming, two for Utah State and the final one against Air Force. Air Force scored three red zone TDs, but those are the only ones in the last 12 attempts over the last four games, and for the season UNM has allowed only five touchdowns in 15 opposing red zone trips. That 33.3% mark is fourth nationally. So, alert Betty and Vernon to get on the airport loudspeaker, because there is in fact stopping in a red zone, as the top 10 red zone defenses in regards to preventing touchdowns is the subject of our opening list.

	Name	G	Attempts	Scores	Score %	TD	TD %	FG	FG %
1	Florida Atlantic	7	15	9	60.00	2	13.33	7	46.67
2	Rice	4	10	7	70.00	3	30.00	4	40.00
3	Northwestern	6	16	12	75.00	5	31.25	7	43.75
4	New Mexico	6	15	12	80.00	5	33.33	7	46.67
5	USC	3	8	7	87.50	3	37.50	4	50.00
6	Tulsa	7	25	19	76.00	10	40.00	9	36.00
7	Cincinnati	8	24	18	75.00	10	41.67	8	33.33
8	Alabama	9	25	18	72.00	11	44.00	7	28.00
9	Iowa State	10	29	21	72.41	13	44.83	8	27.59
10	TCU	9	26	20	76.92	12	46.15	8	30.77

Déjà Vu All Over Again

Tell me if you've heard this before. UNM started a walk-on quarterback with Wyoming as the opponent and Rocky Long wearing Lobo gear patrolling the sidelines, and UNM eked out a one-point win. But you thought we were talking about December 5, 2020 huh? Well, kind of ... but it was truly a case of history repeating itself. Connor Genal was the walk-on quarterback making a start last week against Wyoming, helping UNM to a 17-16, one-point win over Wyoming, but UNM actually did the same thing the last time a walk-on quarterback started.

Back on October 6, 2001, walk-on sophomore Casey Kelly started against Wyoming and led UNM to a 30-29 victory over Wyoming.

Déjà Vu All Over Again ... Again

OK, tell me if you've heard this before. New Mexico trailed by three entering the fourth quarter, and then by six when a relief quarterback throws a late touchdown pass and a kicker who didn't start the year as the kicker hits the winning extra point as UNM also survived it's opponent getting inside the 5-yard line yet not score. Sounds like the 17-16 win over Wyoming ... and you would be right. But this is déjà vu all over again, and amazingly the last time UNM came back when trailing entering the fourth quarter, it was nearly exactly the same.

Prior to Saturday, UNM's last win when trailing entering the fourth quarter was on October 24, 2015 when the Lobos trailed Hawai'i 24-21 after three quarters. Hawai'i got a field goal to make it 27-21, but quarterback Austin Apodaca came off the bench and threw a late touchdown to Dameon Gamblin, and Zack Rogers, who replaced Jason Sanders as placekicker midway through the season, hit the winning extra point.

Ironically, Hawai'i in that game had a chance to ice the game with a 22-yard field goal, but Rigo Sanchez mishit his kick, missing low and to the left, sending his kick into the hospitality tents. On Saturday, Wyoming was down 17-16 and fumbled at the Lobo 5-yard line.

Those Streaks Can Ki...Go Bye-Bye. They Can Go Bye-Bye.

New Mexico shared the nation's longest losing streak with Kansas at 14 games for exactly eight hours and 54 minutes, until Isaiah Chavez took a knee and the clock ran out on UNM's 17-16 win over Wyoming. It ended UNM's 14-game losing streak and turned the nation's longest losing streak solely to Kansas. The win also ended a 20-game conference losing streak, handing that streak off to UTEP, which has lost 14 straight Conference USA games.

Additionally, UNM ended a streak of 35 straight losses when trailing after three quarters, 26 straight games when trailing at the half (9/30/2017 win over Air Force 56-38) and nine straight games when trailing after the first quarter (9/21/2019 win over New Mexico State 55-52).

NEW MEXICO VS. FRESNO STATE STAT COMPARISON

UNM	Category	FS
19.7	Points Per Game For	31.6
31.5	Points Per Game Against	26.2
128	First Downs	123
241	Rushing Attempts	193
1071	Rushing Yards	680
4.4	Average Per Rush	3.5
178.5	Average Per Game	136.0
6	Rushing TDs	10
108-197-6	Passing (Comp-Att-Int)	132-205-4
54.8	Completion Pct	64.4
1190	Passing Yards	1788
198.3	Average Per Game	376.8
7	TD Passes	7
2261	Total Offense	2468
5.2	Avg. Per Play	6.2
376.8	Avg Per Game	493.6
9-3	Fumbles-Lost	6-5
+0.50	Turnover margin/game	+0.20
31-38.4	Punts-Net Avg	22-33.7
34/91 (37%)	Third Down Conversion	34/77 (44%)
2/8 (25%)	Fourth Down Conversion	7/12 (58%)
30:22	Average time of possession	32:16
6-37	Sacks-Yards	22-121

Lobos in the NCAA

Stat	Rank	Value
Total Offense	81	376.8
Rushing Offense	52	178.5
Passing Offense	93	198.3
Team Passing Efficiency	114	111.20
Scoring Offense	113	19.7
Total Defense	105	453.7
Rushing Defense	82	181.8
Passing Yards Allowed	109	271.8
Team Passing Efficiency Defense	124	166.76
Scoring Defense	79	31.5
Turnover Margin	T-33	0.50
3rd Down Conversion Pct	87	0.374
4th Down Conversion Pct	123	0.250
3rd Down Conversion Pct Defense	89	0.436
4th Down Conversion Pct Defense	T-42	0.500
Red Zone Offense	112	0.714
Red Zone Defense	T-40	0.800
Net Punting	67	38.42
Punt Returns	92	4.60
Kickoff Returns	62	19.76
First Downs Offense	84	128
First Downs Defense	42	122
Fewest Penalties Per Game	T-48	5.50
Fewest Penalty Yards Per Game	66	52.83
Time of Possession	58	30:22

(127 teams ranked)

Season Honors

Tyson Dyer - P

Ray Guy Preseason Watch List
Ray Guy's Ray's 4 (San José State game)
Ray Guy National Punter of the Week (San José State game)

Bryson Carroll - RB

Earl Campbell Tyler Rose Award Watch List

Teton Saltes - T

Wuerffel Trophy Watch List
Outland Trophy Watch List
Allstate AFCA Good Works Team
PFF National Team of the Week (Utah State game)

Kyle Stapley - C

Rimington Preseason Watch List

Jerrick Reed II - S

PFF National Team of the Week (Hawai'i game)

Brandon Shook - LB

Mountain West Defensive Player of the Week (Wyoming game)

Since We Live in Las Vegas, All Shook Up Is Appropriate Here

Brandon Shook earned Mountain West Player of the Week honors after his third double-digit tackle game of the season. Shook had 13 tackles against Wyoming including one for a loss, a forced fumble and an interception, with both of those coming in Lobo territory on the final two drives and UNM nursing a one-point lead. With 3:22 to go and UNM up 17-16, Shook forced a Trey Smith fumble at the Lobo 5-yard line, and then with 1:32 to go, Shook picked off a pass at the Lobo 39-yard line to clinch the win. The forced fumble was the fifth of his career, and the interception was his first. He is leading the team in tackles with 58 through his four games, and he is poised to become the first Lobo to average double-digit tackles since Dakota Cox in 2014. That year Cox led the nation, averaging 12.9 tackles per game. Shook is tied for ninth in tackles with 11.6 per game.

Shook is the first Lobo defender to earn Mountain West Defensive Player of the Week since Marcus Hayes earned the award in 2018 after recording two interceptions against New Mexico State.

Shook 13 tackles means he has had at least eight tackles in every single game he has played this season, and it was the third-best single game total of his career. Against Air Force obliterated his career-high in tackles, registering 19 of them, including 15 in the first half. His previous best was 14 set against Boise State on November 16, 2018. That 19-tackle game represented the most tackles by a Lobo in a game since Cox had 19 tackles against Fresno State on September 26, 2014.

Murphree Stays Perfect

After UNM went 0-for-4 on field goals against Air Force, the kicking competition between George Steinkamp and Andrew Shelley was declared open, and that competition was won by ... Donovan Murphree. Murphree is now 3-for-3 on field goals as he hit a career-long 40 yarder against Wyoming and both of his extra points.

UNM has had all three kickers attempt a field goal this year, the first time that UNM has had three kickers attempt field goals since the 2002 season, when Wes Zunker, Matt Goldstein and Kenny Byrd combined over a 13-game season to go 5-for-9 on field goals (Zunker was 1-for-4, Goldstein 3-for-4 and Byrd 1-for-1). UNM actually used four kickers that season, as Katie Hnida also attempted an extra point that season.

It's the Shaming of the True I Guess...

The Shaming of the True is the brilliant posthumous album by Kevin Gilbert that tells the tale of the rise and fall of musician Johnny Virgil. As far as Lobo Football is concerned, there is no shaming of UNM's true ... true freshmen that is.

NM has had plenty of true freshmen start this season, with Tavian Combs the first to do so on defense since the 2014 season when Dakota Cox did it. Now, UNM has played most likely the most true freshmen it's ever played in any season in school history with 20.

The 20 true freshman: Tavian Combs (S), Elijah Queen (WR), Bobby Wooden (WR), Jace Taylor (WR), Conner Kinslow (TE), Ray Leutele (LB), Syaire Riley (LB), Dion Hunter (LB), Ian Shewell (DE), Troy Sicaeros (LS), Nathaniel Jones (RB), Leke Asenuga (OL), Greg Brown II (OL), Jer' Marques Bailey (OL), Quinn Potts (DB), Bryce Santana (DL), Connor Witthoft (TE), OJ Bartley (DL), Austin Erickson (WR) and Isaiah Chavez (QB). If you are wondering (and if you are reading this far you are either wondering or your name is Guy Haberman...), UNM has 14 true freshmen (Darius McCray, Donald Jones, Mathias Bertram, Semaj Sims, Kendal Taylor, Tyler Drake, Caleb Marra, Elijah Lash, Keith Alvarado, Cody Moon, Greg Brown II, Vincent Santos, Walter Baca and Ryan Cospser) that haven't played yet this season.

Overall, UNM has played 69 players over the first five games, with 30 of them making their debuts, meaning 43% of all players that have played this season have made their Lobo debuts.

Guy or anyone else might also be wondering how playing the 20 true freshmen stacks up naturally. Spoiler alert ... it's a lot.

Most True Freshmen Played:

1. Kansas, 27
2. Clemson, 27
3. Air Force, 22
4. UMass, 21
5. East Carolina, 21
6. **New Mexico, 20**
7. Temple, 20
8. Georgia Tech, 20
9. Northern Illinois, 20
10. Bowling Green, 20
11. LSU, 20
12. Tennessee, 19
13. South Carolina, 19
14. Syracuse, 18
15. Texas A&M, 17

Turnover Table

2019	Takeaways	Pts.	Giveaways	Pts.
SHSU	1	3	0	0
at UND	0	0	4	28
NMSU	1	7	1	7
at LIB	1	0	2	0
at SJSU	1	0	6	16
CSU	2	8	3	7
at WYO	0	0	1	7
HAW	1	7	2	7
at NEV	0	0	0	0
at BSU	2	0	2	7
AFA	1	3	1	7
USU	1	6	4	14
Total	11	34	26	100

UNM Turnover Margin: -15

UNM TO Scoring Margin: -66 (UNM 6-of-11, Opp 16-of-24)

2020	Takeaways	Pts.	Giveaways	Pts.
at CSU	-	-	-	-
SJSU	0	0	1	7
at HAW	3	10	1	0
NEV	1	3	1	7
at AF	3	0	2	7
at USU	2	3	2	7
WYO	3	0	2	3
FS				
Total	12	16	9	31

UNM Turnover Margin: +3

UNM TO Scoring Margin: -15 (UNM 4-of-12, Opp 5-of-9)

**Associated Press Poll
(12/6/2020)**

Pl.	Team (First-place votes)	Record	Pts.	Prev.
1	Alabama (62)	1,550	1	9-0
2	Notre Dame	1,482	2	10-0
3	Ohio State	1,407	3	5-0
4	Clemson	1,387	4	9-1
5	Texas A&M	1,274	5	7-1
6	Florida	1,233	6	8-1
7	Cincinnati	1,204	7	8-0
8	Indiana	1,047	10	6-1
9	Miami (Fla.)	1,039	9	8-1
10	Iowa State	947	12	8-2
11	Coastal Carolina	923	14	10-0
12	Georgia	914	11	6-2
13	Oklahoma	837	13	7-2
14	BYU	713	8	9-1
15	Northwestern	647	16	5-1
16	Southern Cal.	624	17	3-0
17	Louisiana	560	20	9-1
18	Tulsa	444	22	6-1
19	Iowa	424	24	5-2
20	North Carolina	306	NR	7-3
21	Colorado	253	NR	4-0
22	Liberty	191	25	9-1
23	Texas	164	NR	6-3
24	Buffalo	145	NR	4-0
25	Wisconsin	115	18	2-2

Others receiving votes: North Carolina State 98, Marshall 66, San Jose State 66, Oklahoma State 33, UCF 11, Boise State 10, Washington 10, Auburn 9, Missouri 8, Nevada 5, Army 2, UCLA 1, TCU 1

**Amway/USA Today
Coaches Poll (12/6/2020)**

Pl.	Team (First-place votes)	Record	Pts.	Prev.
1	Alabama (59)	9-0	1547	1
2	Notre Dame (2)	10-0	1479	2
3	Clemson	9-1	1395	3
4	Ohio State (1)	5-0	1387	4
5	Texas A&M	7-1	1266	6
6	Florida	8-1	1258	5
7	Cincinnati	8-0	1172	7
8	Miami	8-1	1050	9
9	Indiana	6-1	1000	11
10	Georgia	6-2	987	10
11	Iowa State	8-2	958	12
12	Oklahoma	7-2	860	13
13	Coastal Carolina	10-0	838	14
14	Northwestern	5-1	683	17
15	Southern California	3-0	615	16
16	Brigham Young	9-1	598	8
17	UL Lafayette	9-1	500	21
18	Iowa	5-2	396	24
19	Tulsa	6-1	394	22
20	North Carolina	7-3	370	NR
21	Liberty	9-1	185	25
22	Colorado	4-0	178	NR
23	Texas	6-3	161	NR
24	NC State	8-3	154	NR
25	Wisconsin	2-2	124	19

Others receiving votes: Oklahoma State 100; Missouri 88; Marshall 77; San Jose State 68; Buffalo 59; Nevada 48; Auburn 42; Oregon 30; Boise State 26; Army 25; Washington 19; Southern Methodist 10; Appalachian State 3.

We're No. 2

While the Lobo offense is moving the ball (averaging 376.8 yards per game) and scoring in the red zone (10-of-14 but 10-for-11 in non Air Force games), UNM is second in the nation in field goal attempts per game. Using the aforementioned three kickers, UNM is 9-for-10 on field goals, and those 15 field goals in just six games overall is tied for 22nd nationally, but UNM's 2.5 field goal attempts per game is tied for second in the nation with Pittsburgh. Oklahoma is averaging 2.6 field goal attempts to lead the nation.

Decisions, Decisions

UNM quarterback Tevaka Tuioti has missed four straight games after an injury late in the game against Hawai'i. If he plays, he has a chance to move up on two pretty good career charts, and he still has two seasons (technically) to play. Tuioti enters this game with 20 career touchdowns and 3,079 career passing yards, putting him within striking distance of entering the top 10 lists for both career touchdowns and career passing yards. The touchdown chart is easier for him to get into as he just needs one to tie Donald Sellers and Kole McKamey for ninth. He would need 280 yards to tie McKamey for 10th on the yardage chart and 285 to tie Brad Wright for ninth.

CAREER TOUCHDOWN PASSES

	TDs	Player	Years
1.	67	Stoney Case	1991-94
2.	49	Jeremy Leach	1988-91
3.	42	Graham Leigh	1996-98
4.	36	Casey Kelly	2000-03
5.	33	Donovan Porterie	2006-09
6.	28	Steve Myer	1974-75
7.	24	David Osborn	1979-82
8.	22	Noel Mazzone	1975-78
9.	21	Donald Sellers	1995-96
	21	Kole McKamey	2003-06
--	20	Tevaka Tuioti	2017-present

CAREER YARDAGE

	Yds.	Player	Years
1.	9,460	Stoney Case	1991-94
2.	9,382	Jeremy Leach	1988-91
3.	6,756	Donovan Porterie	2006-09
4.	5,686	Casey Kelly	2000-03
5.	4,979	Graham Leigh	1996-98
6.	3,890	Billy Rucker	1983-86
7.	3,741	Donald Sellers	1995-96
8.	3,604	Steve Myer	1974-75
9.	3,364	Brad Wright	1977-80
10.	3,359	Kole McKamey	2003-06
--	3,079	Tevaka Tuioti	2017-present

Fun Fact

7,000

That's the number of days between when walk-on Connor Genal started at quarterback (12/5/2020) and the last time a walk-on QB started, and that was Casey Kelly (10/6/2001). After going 7,000 days between walk-on QB starts, UNM will now go seven days as Isaiah Chavez will start on Saturday (12/12/2020).

That One Was For New Mexico, By New Mexico

Historically, UNM has more New Mexicans on the roster than any other program in Division I, but it's even more pronounced this year under head coach Danny Gonzales, himself a native New Mexican. UNM's win over Wyoming was truly one that was made by New Mexicans.

Isaiah Chavez from Rio Rancho High School threw the winning touchdown with 6:22 left in the game and played every snap of the second half, but he was not the lone New Mexican to figure in the win. The Erickson brothers, Austin and Andrew, both freshmen each had a catch in the game, Teton Saltes played the entire game at right tackle and Cleveland High's Marcus Williams had two catches as a tight end. Las Cruces native Kameron Miller was third on the team with eight tackles and Bryce Santana from Las Lunas saw time at nose tackle. Additionally Albuquerque's Josh Woisin started on UNM's kickoff coverage unit.

Hotel Keys Look Like Credit Cards

When the 2020 season ends and the story of the New Mexico Lobos is told, it won't be about the teams' record, quarterback injuries or anything else. It will be about doing something that no college football team has never been asked to do, and the team has been doing it while under the tutelage of an entirely new coaching staff in a world-wide epidemic. That might seem a bit dramatic, but honestly, what UNM is trying to do is unprecedented.

UNM has been living at the Hilton Lake Las Vegas since November 2, meaning the team is entering its sixth week there to prepare to face Wyoming. Officially, UNM has been taking it week-by-week (as we all do in reality), but UNM's final game will be played at UNLV's Sam Boyd Stadium. Being that UNM has been living in a Nevada hotel for the past month, the Lobos have had to get creative.

UNM brought free weights and have a make-shift weight room in a cordoned off ballroom, the team has its pregame meal (and its Thanksgiving meal) in an former casino at the hotel that has been turned into a dining hall (although UNM can't have the entire in there at the same time due to the local health ordinances, so the team eats in waves) and the team performs walk-throughs in the fourth floor of the adjacent parking garage. There is also hydro-therapy with the training staff in the pool at times reserved for such things, and even head coach Danny Gonzales' TV Show has been taped in various parts of the hotel from his room to a hallway, where a visiting family and their dog made a cameo appearance in the background.

UNM's "meeting room" is the grand ballroom, that has three projectors in three of the different corners and sides of it, but there is no partition or divider, which makes simultaneous meetings both interesting and loud. While UNM won't play all seven games on the road, all seven are going to be played outside of its home state. When was the last time a team has played at least a seven-game schedule with no home games and no games in its home state?

Never. It's never happened. No one has been asked to do it, probably because no teams in their right mind would have willingly said yes to that proposition. Now, when was the last time a team played at least a seven-game schedule with no home games? Well, the answers are nearly 100 years apart.

Career Starts

OFFENSE									
QB's	'16	'17	'18	'19	'20	Total			
8 Tevaka Tuioti	1	3	7	2	13				
10 Trae Hall	1	3	4						
12 Brandt Hughes	1								
16 Connor Genal	0	1	1						
RBS	'16	'17	'18	'19	'20	Total			
34 Bobby Cole	0	4	5						
6 Bryson Carroll	0	3	3						
25 Nathaniel Jones		1	1						
TES	'16	'17	'18	'19	'20	Total			
88 Marcus Williams	6	6	12	5	29				
85 Kyle Jarvis		2	2						
WRS	'16	'17	'18	'19	'20	Total			
7 Anselem Umeh	0	9	9	0	18				
23 Jay Griffin IV	4	10	2	0	16				
9 Jordan Kress		11	3 (1RB)	14					
17 Emmanuel Logan-Greene		6	4	10					
87 Andrew Erickson			6	6					
81 Elijah Queen			2	2					
4 Bobby Wooden			2						
11 Cedric Patterson III			0	1	1				
OL	'16	'17	'18	'19	'20	Total			
50 Teton Saltes	2	12	12	5	31				
64 Kyle Stapley		12	12	6	30				
73 Cade Briggs		6	6	6	12				
56 Austin Cook		0	6	6	6				
67 Isaak Gutierrez			6	6	6				
66 Jacob Jankoviak		5	0	5					
71 Ben Davis			1	1	1				
DEFENSE									
DL	'16	'17	'18	'19	'20	Total			
99 Ben Gansallo		5	2	7					
98 Joey Noble			6	6					
95 Jake Saltonstall			6	6					
55 Elmer Pauni			3	3					
54 Langston Murray			0	1	1				
LBS	'16	'17	'18	'19	'20	Total			
46 Brandon Shook		4	1	5	10				
11 Kameron Miller	0	0	2 (S)	6	8				
19 Devin Sanders			6	6					
41 Dion Hunter			2	2					
23 Reco Hannah			0	1	1				
DBS	'16	'17	'18	'19	'20	Total			
8 Donte Martin		0	12	4	16				
15 Letayveon Beaton			10	4	14				
9 Jerrick Reed II			8	5	13				
3 Patrick Peek		1	4	2	7				
16 Tavian Combs			5	5					
2 Tony Collier, Jr.		0	4	4					
13 Nico Bolden		0	1	0	1				
26 Nic Wilson		0	0	1	1				
12 Antonio Hunt			0	1	1				
14 Michael LoVett III			0	1	1				
24 Corey Hightower	0	0	0	1	1				
4 Shaddrick Lowery			0	1	1				

Lobos in the NFL

Jason Sanders **Miami Dolphins** **Kicker**
Sanders is in his third season with Miami after getting drafted in the seventh round by Miami. Over his first two seasons he was 64-for-66 on extra points in his career and 41-for-50 on field goals, with a long of 54. He has hit 104 of 141 kickoffs for touchbacks. He was named to the PFWA 2018 All-Rookie Team and he entered the 2020 season as Miami's all-time leader in field goal accuracy.

Corey Bojorquez **Buffalo Bills** **Punter**
Bojorquez is in his third season with Buffalo. He spent the 2018 camp with New England after earning an invite to tryout camp and then getting signed to a free agent contract. He entered 2020 averaging 43.1 yards per punt with 56 of 124 punts inside the 20.

D'Angelo Ross **New England Patriots** **Defensive Back**
Ross is in his second season after signing a free agent contract with the New England Patriots. He is currently on the practice squad.

In 2005 due to Hurricane Katrina, the Tulane Green Wave couldn't play in New Orleans, and they had their six home games moved to, in order, Shreveport (Mississippi State), Baton Rouge (SE Louisiana), Lafayette (Houston), Ruston (UTEP), Mobile, Ala. (Marshall) and Monroe (Tulsa). Those all counted as home games for the Green Wave however and five of those were still home games in Louisiana, and they were at worst, neutral games although Tulane sold tickets and received ticket revenue. Also, technically Idaho played its entire 1999 season outside of its state, but the school at the time moved its home games eight miles away to Washington State's Martin Stadium, but that's where the school sold its season tickets and it was planned out in advance, so that one is just a technicality. Both of those teams at least practiced at home, went to school at home and just traveled for the game, most of those via bus.

The real answer is in Clemson in 1914. That year the Tigers went 5-3-1, playing nine true road games, although three were in the state of South Carolina (at Furman, at South Carolina and at The Citadel).

So it was 106 years ago that a team played an entire schedule of at least seven games all on the road, but no team to this point has ever played that large a schedule completely outside of its own state, as New Mexico might very well do. #Roadbos indeed.

And now UNM is helping San Jose State "host" Nevada for its game Friday night, with UNM working with San Jose State to move practices up to allow the Spartans to be able to practice so that their student-athletes can also make it to their virtual classes and tests.

The Following Paragraph is Brought to You By The Year 2020

Friday night will feature the following ... San Jose State hosting Nevada at UNLV's Sam Boyd Stadium with New Mexico and Lobos in the end zone and UNM's signage and banners around the stadium. Additionally, with UNM "hosting" Wyoming on Saturday, Dec. 5, San Jose State "hosting" Nevada on December 11 and New Mexico "hosting" Fresno State on December 12, the city of Las Vegas will host three Mountain West football games in eight days, and UNLV won't be playing in any of them.

And if that paragraph isn't peak 2020, this one surely is ... when this season ends, New Mexico will have played as many games in Las Vegas (three) as Nevada (three) and UNLV (three) this season.

Learning to Reed

Jerrick Reed II now has four interceptions on the season and that total leads the Mountain West. Jerrick is second in the league in passes defended (four interceptions and two pass breakups, 1.00 per game). His 0.67 interceptions per game is third nationally behind the five by Michigan State's Shakur Brown and Northwestern's Brandon Joseph, and his four total is tied for fifth nationally as well.

I Mean it is Sort of Fitting He has the Same Name as a Mountain Range

The Teton Mountains are a 40-mile range located in Wyoming (but let's face it, the best view is from Eastern Idaho). The mountains are big, rugged and tower over the landscape at 13,775 feet at their peak. The exact same sentence really could be stated about UNM's mountain of a man, Teton Saltes.

Saltes, who is entering his senior season, had 26 consecutive starts at tackle (which ended against Nevada after not practicing much of the week) and Saturday will be his 33rd game at tackle for UNM. Saltes has been one of UNM's most honored players this season.

The most recent honor for Saltes was on Monday when he was named as a semifinalist for the Wuerffel Trophy for the second straight season. It's the fourth time in six seasons that a Lobo offensive lineman has made the Wuerffel Trophy semifinal list, as Garrett Adcock did so in 2015 and 2016.

Saltes was selected to the Outland Trophy Watch List for lineman, one of 32 tackles in the nation to make the list. The list also includes, 21 offensive guards, 17 defensive tackles and 15 centers.

The recipient of the 75th Outland Trophy will be announced in early December. The official presentation to the winner will be made in Omaha, Neb., at the Outland Trophy Awards Dinner sponsored by Werner Enterprises and produced by the Greater Omaha Sports Committee, scheduled for Jan. 13, 2021.

The preseason honor is one of several garnered by the senior from Valley High School in Albuquerque. Saltes, who was also a semifinalist for the Wuerffel Trophy for community service last season, was honored over the summer as a Lobo Hero for his work on the front lines of the COVID-19 crisis, working with his native Oglala Lakota tribe to distribute needed supplies to those on his home reservation, which was hit particularly hard. Saltes also has worked in and is passionate about suicide prevention, about children's reading, and he has served with the Save The Children Action Network as an advocate for children, speaking in Washington in 2019.

LAST TIME VS. FRESNO STATE

Box Score (Final) 2018 New Mexico Lobo Football Fresno State vs New Mexico (Oct 20, 2018 at Albuquerque, N.M.)						
Score by Quarters	1	2	3	4	Total	
Fresno State	10	14	14	0	38	
New Mexico	0	7	0	0	7	

Qtr	Time	Scoring play
1st	02:48	FS - FULLER, Asa 30 yd field goal, 10-44 4:10
	00:18	FS - RIVERS, Ronnie 16 yd run (FULLER, Asa kick), 3-46 1:04
2nd	03:29	FS - RIVERS, Ronnie 1 yd run (FULLER, Asa kick), 8-26 4:38
	00:57	NM - LILLY, Elijah 16 yd pass from JONES, Sherion (SHELLEY, Andrew kick), 7-71 2:24
3rd	00:36	FS - JOHNSON, KeeSean 34 yd pass from MCMARYION, Marcus (FULLER, Asa kick), 3-75 0:21
	08:32	FS - JOHNSON, KeeSean 15 yd pass from MCMARYION, Marcus (FULLER, Asa kick), 14-75 6:28
	03:58	FS - RIVERS, Ronnie 23 yd pass from MCMARYION, Marcus (FULLER, Asa kick), 4-80 2:00

	FS	NM
FIRST DOWNS	29	19
RUSHES-YARDS (NET)	44-153	33-148
PASSING YDS (NET)	280	132
Passes Att-Comp-Int	30-20-0	32-15-1
TOTAL OFFENSE PLAYS-YARDS	74-433	65-280
Fumble Returns-Yards	0-0	0-0
Punt Returns-Yards	3-28	1-3
Kickoff Returns-Yards	0-0	3-25
Interception Returns-Yards	1-0	0-0
Punts (Number-Avg)	4-43.2	8-47.1
Fumbles-Lost	0-0	1-0
Penalties-Yards	6-35	8-10
Possession Time	37:42	22:18
Third-Down Conversions	9 of 16	5 of 14
Fourth-Down Conversions	1 of 1	0 of 1
Red-Zone Scores-Chances	4-4	1-2
Sacks By: Number-Yards	0-0	1-4

RUSHING: Fresno State-RIVERS, Ronnie 11-48; MIMS, Jordan 11-41; HOKIT, Josh 12-35; O'NEAL, Deonte 4-13; MCMARYION, Marcus 4-12; GRIM, Derrion 1-4; TEAM 1-0. New Mexico-OWENS, Tyrone 19-83; JONES, Sherion 10-42; DAVIS, Ahmani 2-20; HARRIS, Emmanuel 1-2; SHULER, Zanneer 1-1.

PASSING: Fresno State-MCMARYION, Marcus 20-30-0-280. New Mexico-JONES, Sherion 15-32-1-132.

RECEIVING: Fresno State-JOHNSON, KeeSean 8-149; RIVERS, Ronnie 4-69; RICE, Jared 3-22; JORDAN, Jamire 2-26; HOKIT, Josh 2-9; COLEMAN, Chris 1-5. New Mexico-REED, Patrick 3-28; HART-JOHNSON, Delane 3-25; UMEH, Anselem 2-44; HARRIS, Emmanuel 2-15; GRIFFIN IV, Jay 2-minus 1; LILLY, Elijah 1-14; WILLIAMS, Marcus 1-7; DICKKEY, Brayden 1-0.

INTERCEPTIONS: Fresno State-BELL, Mike 1-0. New Mexico-None.

FUMBLES: Fresno State-None. New Mexico-JONES, Sherion 1-0.

Fresno State (6-1-3-0) vs. New Mexico (3-4-1-2)
Date: Oct 20, 2018 • Site: Albuquerque, N.M. • Stadium: Dreamstyle Stadium
Attendance: 16708

Kickoff time: 5:32 pm • End of Game: 8:45 pm • Total elapsed time: 3:13
Officials: Referee: Reggie Smith; Umpire: M. Fitzgerald; Linesman: Rick Smith;
Line Judge: Scott Reilly; Back Judge: Joel Wetzell; Field Judge: Randy Smith;
Side Judge: Richard Corona; Center Judge: Daniel Scanlan;
Temperature: 67°F • Wind: 13 MPH • Weather: Nice but breezy

Future Schedules

2021

9/4 - Houston Baptist
 9/11 - New Mexico State
 9/18 - at Texas A&M
 9/25 - at UTEP

2022

9/17 - UTEP
 9/24 - at LSU
 TBA - at New Mexico State

2023

9/2 - at Texas A&M
 9/23 - at UMass
 TBA - New Mexico State

2024

9/14 - at Auburn
 TBA - at New Mexico State

2025

9/13 - at UCLA
 TBA - New Mexico State

2026

9/19 - at Oklahoma
 TBA - at New Mexico State

2027

9/11 - at Oregon State
 9/18 - at Texas A&M
 TBA - New Mexico State

2028

9/9 - Oregon State
 TBA - at New Mexico State

Lobo Walk Ons

Here are the Lobo Walk-ons by position that are on the roster:

- QB (2) Isaiah Chavez, Rio Rancho, N.M. (Rio Rancho HS)
 Connor Genal, Santa Fe Springs, Calif. (St. Paul HS)
- TE (1) Kyle Hester, Gilbert, Ariz. (Highland HS)
 Caleb Marra, Albuquerque, N.M. (La Cueva HS)
- RB (1) Kendal Taylor, Houston, Texas (Westfield HS)
- WR (9) Ryan Cospers, Albuquerque, N.M. (Hope Christian HS)
 Austin Erickson, Albuquerque, N.M. (Manzano HS)
 Zarak Scruggs, Jr., Eatonville, Wash. (College of the Canyons/Eatonville HS)
 Zion Hall, Albuquerque, N.M. (Manzano HS)
 Zack Hofmann, Albuquerque, N.M. (Eldorado HS)
 Jonah Leyva, Carlsbad, N.M. (Carlsbad HS)
 Quinton Thomas, Albuquerque, N.M. (Cibola HS)
 Jathon Washington, Phoenix, Ariz. (Southwestern College/Mt. Pointe HS)
 Blake Wells, Clovis, Calif. (College of the Sequoias/Buchanan HS)
- OL (3) Walter Baca, Albuquerque, N.M. (Los Lunas, N.M./Los Lunas HS)
 Louis Harden, San Clemente, Calif. (San Clemente HS)
 Brad Murphy, Morgan Hill, Calif. (CC of San Francisco/Valley Christian HS)
- P (1) Jared Long, Albuquerque, N.M. (Del Norte HS)
- K (2) George Steinkamp, Los Alamos, N.M. (Los Alamos HS)
 Donovan Murphree, Ft. Collins, Colo. (Fossil Ridge HS)
- LS (1) Troy Sicaeros, San Juan Capistrano, Calif. (JSerra Catholic HS)
- DL (4) Ben Bertram, Albuquerque, N.M. (Sandia HS)
 Adam Gay, Albuquerque, N.M. (N.M. Highlands/Volcano Vista HS)
 Cody Moon, Albuquerque, N.M. (Volcano Vista HS)
 Harshan Sachdeva, Bakersfield, Calif. (Stockdale HS)
- S (1) Matthias Bertram, Albuquerque, N.M. (Sandia HS)
- LB (2) Matt French, Crestview, Fla (Crestview HS)
 Josh Woisin, Albuquerque, N.M. (La Cueva HS)

Saltes was also on the initial watch list for the Wuerffel Trophy again in 2020, and he one of 22 student-athletes selected to the Allstate AFCA Good Works Team, and he was the only non-Power 5 conference player honored.

Can He Pick Out the Mike Backer if he Isn't Mooing?

Center Kyle Stapley has the most consecutive starts for UNM with 30. For the second straight season on the Preseason Rimington Trophy Watch List. Stapley, who graded out as one of the top centers in the Mountain West according to PFF, will start his 28th straight game on Friday.

Stapley, who grew up in Utah on a dairy farm, had a unique workout routine during the original lock-down and quarantine in Utah, lifting hay bales, dragging tractors and doing pull-ups on various tractors. However, he made the most waves on social media by lining up dairy cows as a make-shift defense, calling out various protections and snapping the ball to his father.

You Can Call Him Manny

Last year in Bob Davie's offense, Emmanuel Logan-Greene had 19 receptions which was fourth on the team. Now in 2020 under Derek Warehime's offense, Logan-Greene has thrived. He in just six games has 23 receptions, bettering his total from a year ago and leading the Lobos. Logan-Greene also added a 72-yard kickoff return on Saturday, his longest play as a Lobo.

You've Heard of the Man With Two Left Feet? Meet the Man with Two Injury Redshirts

New Mexico has a lot of these guys with the double redshirt thing (we address that a little later) but Andrew Erickson is making the most of it. The former walk-on has two receiving touchdowns, and he is tied for the team lead in touchdowns with those two. If the Lobo freshman (who is in his third year) can lead the team in receiving touchdowns, he would be the first since UNM's Deon Long led the team in 2011 with four touchdowns.

Special Teams Tackles (2020)

Player	Total	KO	Punt
Devin Sanders	4	3	1
Ray Leutele	3	3	0
Syaire Riley	3	2	1
Jerrick Reed II	2	1	1
Michael LoVett III	2	2	0
Brandon Shook	1	0	1
Nic Wilson	1	1	0
Josh Woisin	1	1	0
Tony Collier, Jr.	1	1	0
Donovan Murphree	1	1	0
Troy Sicaeros	1	0	1
Reco Hannah	1	1	0
LeTayveon Beaton	1	0	1
Antonio Hunt	1	0	1
Tavian Combs	1	1	0
Bobby Cole	1	1	0
Total	25	18	7

Not Dyer Straits in the Punting Game

Tyson Dyer kept saw his career average dip 0.2 yards to 44.4, and that actually dropped him back to ninth place among all active FBS punters. Here are the active top-10 punters in the FBS.

Rank	Player	Div	CL	Pos	G	Punt	Yds	Avg
1	Ryan Stonehouse , Colorado St.	FBS	Sr.	P	41	186	8,703	46.8
2	Trenton Gill , NC State	FBS	Jr.	P	24	105	4,856	46.2
3	Max Duffy , Kentucky	FBS	Sr.	P	33	146	6,738	46.2
4	Jake Camarda , Georgia	FBS	Jr.	P	36	133	6,073	45.7
5	Austin McNamara , Texas Tech	FBS	So.	P	21	100	4,555	45.6
6	Lou Hedley , Miami (FL)	FBS	Jr.	P	22	104	4,694	45.1
7	Michael Turk , Arizona St.	FBS	Jr.	P	26	142	6,340	44.6
8	Pressley Harvin III , Georgia Tech	FBS	So.	P	43	205	9,141	44.6
9	Tyson Dyer , New Mexico	FBS	Sr.	P	30	163	7,230	44.4
10	Drue Chrisman , Ohio St.	FBS	Sr.	P	46	176	7,742	44.0

Dyer was the Ray Guy National Punter of the Week after the San Jose State game. Dyer has hit 15 of his 30 punts inside the 20, and he is one of nine punters in the FBS with at least 15 pins who has hit at least half of his punts inside the 20.

Also, Dyer is battling to become the career punting lead at UNM. Here is the current career punting chart.

CAREER PUNTING AVERAGE (100 punts)

Pl.	Name	Years	No.	Yards	Avg.
1.	Corey Bojorquez	2016-17	116	5,237	45.15
2.	Tyson Dyer	2018-present	163	7,230	44.36
3.	Mike Nesbitt	1992-93	103	4,418	42.89
4.	Jason Bloom	1995-98	181	7,743	42.78
5.	Ron Keller	1983-86	252	10,737	42.60
6.	Steve Bauer	1973-74	131	5,556	42.41
7.	Zack Rogers	2012-15	124	5,223	42.12

Interesting Stat

4,082

That's the number of days since UNM's last blocked punt (October 31, 2009). The Lobos have the second-longest streak in the FBS. Only Navy, which last blocked a punt on October 4, 2008 against Air Force, has a longer drought.

Series History vs. Fresno State

Fresno State owns a 13-4 lead in the all-time series, a peculiar one which featured a strange four-year stretch that featured a shocking diss, an even more shocking upset and then Fresno State's coach exacting some revenge on UNM.

It started, according to the Albuquerque Journal's Rick Wright in 1988, when Fresno State won 68-21 and Bulldog head coach Jim Sweeney apologized in the local paper, stating to not judge his team by that game as he thought Fresno State played bad, saying "We could have scored 100 on them". The next year UNM was 1-10 and Fresno State was 10-0, and UNM scored an improbable 45-22 win, leading to Lobo fans chanting "Sweeney is a Weenie".

Two years later, he took out his revenge, running up 94 points. It was 59-7 with seven seconds left in the half and Sweeney called time to try and score, which Fresno State did to make it 66-7 at the break.

UNM will enter the series on a seven-game skid to Fresno State, having not won since 1994.

Opponent	Site	Score
10/20/2018	Albuquerque, NM	L 7-38
10/14/2017	Fresno, CA	L 0-38
9/26/2014	Albuquerque, NM	L 24-35
11/23/2013	Fresno, CA	L 28-69
10/27/2012	Albuquerque, NM	L 32-49
10/31/1998	Albuquerque, NM	L 20-28
10/7/1995	Fresno, CA	L 34-51
10/29/1994	Fresno, CA	W 49-32
9/18/1993	Albuquerque, NM	L 24-41
10/24/1992	Fresno, CA	L 28-31
10/5/1991	Fresno, CA	L 17-94
9/8/1990	Fresno, CA	L 17-24
11/18/1989	Albuquerque, NM	W 45-22
9/3/1988	Albuquerque, NM	L 21-68
9/13/1975	Albuquerque, NM	W 29-0
10/30/1948	Fresno, CA	L 14-20
11/8/1947	Albuquerque, NM	W 34-3

Land of Enchantment Fact of the Day

9/20/14

That's the date of the last time a New Mexico native threw a touchdown pass for the Lobos. Ironically, it wasn't a quarterback that threw it. On that date, running back David Anaya, a native of Roswell, took a pitch and threw an 18-yard touchdown pass to Jeric Magnant, part of a 38-35 win at New Mexico State. As for the last time a New Mexico native that was a quarterback threw a touchdown pass, that was November 16, 2013 when Cole Gautsches hit Tyler Duncan with his second touchdown pass of the game, a 26-yarder in a game UNM lost 66-42 to Colorado State.

UNM Can Add to the Chart

New Mexico is only playing conference games, so it can't raise the win total against New Mexico State, but it did pick up a 35th win over Wyoming. Here is the top-10 list of teams UNM has defeated:

Opponent	Wins	Game Date
New Mexico State	72	None
UTEP	43	None
Wyoming	35	W 17-16
Colorado State	25	No Contest
Northern Arizona	24	None
Arizona	20	None
Utah	17	None
San Diego State	15	None
BYU	14	None
Albuquerque Indian School	14	None
Air Force	14	L 0-28
Utah State	13	L 27-41

Jamie Christian, the Clock Is Still Ticking

In 2018, The University of New Mexico finally got a punt return touchdown, breaking the second-longest drought in the FBS. However, new special teams coach Jamie Christian has a different streak to try and break, as UNM has not blocked a punt since over 11 years ago. The last blocked punt for UNM was on October 31, 2009 when Victor James did it against San Diego State.

That was so long ago Roy Disney, Brittany Murphy and Oral Roberts were all still alive, Windows 7 was nine days old, then Cowboys Stadium was about two months old and the New York Yankees took a 2-1 World Series lead with an 8-5 win over the Philadelphia Phillies.

UNM's opponents have attempted 541 punts since UNM's last blocked punt.

The Old Man, Down the Road

Let's stay with Dyer a second. The senior, who theoretically could return to UNM next year, is 28-years old this season, and if you are thinking that seems old, you are correct.

Dyer is the oldest student-athlete in the Mountain West, and he is the sixth-oldest student-athlete in the FBS this season. Shocker, most of these guys are from Australia, but Dyer wasn't playing Aussie Rules Football.

Age	Name, School	Pos.	Cl.	Birth Month	Hometown (reason for older age)
33	James Stefanou, Colorado	PK	Sr.	April 1987	Melbourne, Australia (played 10 seasons of professional soccer)
30	Tom Hutton, Oklahoma State	P	So.	March 1990	Newborough, VI, Australia (Australian Rules football experience)
30	Zach Von Rosenberg, LSU	P	Sr.	September 1990	Lake Charles, La. (played minor league baseball for six years)
29	Greg DeLuca, Northern Illinois	OLB	Sr.	February 1991	Boonton Township, N.J. (U.S. Navy Seal, 2014-20)
29	Ben Griffiths, USC	P	So.	September 1991	Melbourne, Australia (played eight seasons of Aussie Rules football)
28	Tyson Dyer, New Mexico	P	Sr.	May 1992	Queensland, Australia (worked as an auto mechanic prior to college)
28	Luke Larson, East Carolina	P	Fr.	July 1992	Keilor Park, VI, Australia (product of ProKick Australia)
28	Damian Jackson, Nebraska	OLB	Jr.	July 1992	Las Vegas, Nev. (served in the Navy Seals before enrolling in college)
28	Corey Dunn, Iowa State	P	Sr.	October 1992	Numurkah, Australia (Australian Rules football experience)
27	Max Duffy, Kentucky	P	Sr.	April 1993	Perth, Australia (Australian Rules football experience)
27	Jordy Sandy, TCU	P	So.	May 1993	Traralgon, Australia (employed by scaffolding & paper mill comps.)

Dyer is actually older than 17 of the 32 punters currently in the NFL, including Buffalo Bills punter Corey Bojorquez, whom he replaced as the starting punter at New Mexico in the 2018 season.

Rocky Knows What He Needs to Do

Last year, UNM was one of the worst defenses in the nation in causing turnovers, getting just 11 on the year with seven fumble recoveries and four interceptions. Those four picks were the third-lowest total in school history, behind the three passes intercepted in 1995 (on 282 attempts) and in 2011 (on 336 attempts). Last year opponents attempted 412 passes.

Overall, the 11 takeaways was the second-lowest total in school history behind the 10 garnered in 2013 (that season saw UNM get four interceptions and six fumble recoveries).

How were UNM's totals for takeaways under Rocky Long? Forget fumble recoveries, if you want to just talk interceptions, UNM had at least 11 in each of the final nine seasons under Long. The lowest total number of takeaways under long with 20, which happened twice, in his first season of 1998 and then again in 2005. The highest total takeaway number under Long during his 11 seasons was 29 in 2003. UNM's best interception total was 15, accomplished four times (2000, 2001, 2002 and 2005) and the best fumble recovery total was 16 in 2003.

Through six games, UNM has 12 takeaways, and it's just the third time since Long left as UNM head coach that the Lobos have had at least 12 takeaways over the first six games, doing so in 2018, 2015 and 2012.

They Will Save Money When Homecoming Comes Around

A lot has been made of Danny Gonzales being the head coach of his alma mater, but he is not the only full-time on staff that graduated from UNM. Joining him is UNM defensive coordinator Rocky Long, safeties coach David Howes and offensive line coach Jason Lenzmeier. UNM is one of nine FBS staffs that have four full-time coaches that are coaching at their alma maters:

Fun Stat of the Week

12

The number takeaways Rocky Long's defense has this season, which is six games is more than UNM had the entirety of the 2019 season, when it had just 11. UNM is actually +3 in the turnover battle in 2020.

Birthday Chart

October

Date	Player/Coach	Age
8	Marquae Kirkendoll	20
9	Anthony Panto	19
9	Hayden Wilson	22
10	Isaiah Chavez	19
15	Nico Bolden	22
16	Donovan Murphree	21
17	Jake Saltonstall	20
18	Tony Collier	23
19	Keith Alvarado	19
26	Quinn Potts	18
26	Chad Alexander	21
26	Brandt Hughes	23
27	Troy Sicaeros	19
27	Josh Foley	22
30	Greg Brown II	19

November

Date	Player/Coach	Age
6	Bryce Santana	19
19	Syair Riley	18
20*	Kyle Jarvis	23
20*	Kyle Stapley	25
29	Trae Hall	21

December

Date	Player/Coach	Age
1	Jonah Leyva	22
2	Omar Darame	20
5*	Bobby Wooden	19
6	Semaj Sims	19
6	Elijah Lash	19
12*	Anselem Umeh	23
14	Brandon Shook	23

*denotes game on that date

Oldest Lobo: Tyson Dyer (5/27/1992)

Youngest Lobo: Syair Riley (11/19/2002)

We Are New Mexico

Lobo Athletics represents more than just the university of New Mexico, and it's more than just what happens on the corner of Avenida Cesar Chavez and University Blvd. Lobo Athletics lives in the hearts of New Mexicans from every corner of the state and from all walks of life. With that in mind, Lobo Athletics has announced a new campaign put together by a cross-departmental task force.

That campaign is *We Are New Mexico*.

The campaign, which includes multiple marks that will be rolled out across all UNM Athletic mediums including on Homecoming signs this week, was developed to reflect the pride of New Mexico and New Mexican culture. The intention is to showcase the unique culture and history of the state of New Mexico, as well as how the Lobos' embody that culture along with our pride in representing the state! The campaign will be inclusive for the department, bringing together marketing, communications, ticketing, development and sponsorship elements.

"New Mexicans have a great pride in the Land of Enchantment and our student-athletes, coaches and staff love to compete and represent this great state," said Director of Athletics Eddie Nuñez. "It doesn't matter if it's an alum from Moriarty, a student from Hobbs, a fan from Farmington, or those of us right here in Albuquerque. We are New Mexico, one and all."

9	Air Force	(Troy Calhoun, Jake Campbell, Jordan Eason, Brian Knorr, Steed Lobotzke, Alex Means, Ben Miller, John Rudzinski, Mike Thiessen)
7	BYU	(Kalani Sitake, Ed Lamb, Aaron Roderick, Steve Clark, Harvey Unga, Jernaro Gilford, Preston Hadley)
5	Wisconsin	(Paul Chryst, Joe Rudolph, Jim Leonhard, Jon Budmayr, Mickey Turner)
4	New Mexico	(Danny Gonzales, Rocky Long, Jason Lenzmeier, David Howes)
4	Boise State	(Bryan Harsin, Matt Miller, Winston Venable, Gabe Franklin)
4	Nebraska	(Scott Frost, Greg Austin, Ryan Held, Barrett Ruud)
4	Utah	(Morgan Scalley, Lewis Powell, Sione Po'uha, Sharrieff Shah)
4	Georgia Tech	(Brent Key, Nathan Burton, Tashard Choice, Marco Coleman)
4	Clemson	(Tony Elliott, Tyler Grisham, Danny Pearman, Brandon Streeter)

It Took World War II the Last Time

With New Mexico going to a conference only schedule in 2020, it will end a very, very long streak. Now in all fairness, New Mexico State might be OK with it. New Mexico and New Mexico State have played 110 times, but the two teams, located approximately three hours from each other, will not play this season.

The Aggies, an independent, will attempt a short spring schedule. New Mexico has dominated the all-time series, leading 72-33-5, but the two teams have played for 74 consecutive years, a streak that will end this year. The last time the two teams did not play in a season was in 1945, when a little thing called World War II meant the two teams didn't play in 1943, 1944 or 1945. At that time, UNM was in the middle of an 18-game winning streak against that team to the south, a streak that saw UNM allow more than 13 points just once, and allow double digits just three times.

Pomp and Circumstance

The Lobo football team has many graduates on the current roster. Of the squad, eight already have their degrees, including Teton Saltes, who is in law school, and Cedric Patterson III, who is only a sophomore and in his third season with UNM.

Kyle Stapley	Business Administration
Tyson Dyer	Business Administration
Brandon Shook	Criminology
Cedric Patterson III	Psychology
Teton Saltes	Political Science
Matthew French	Exercise Science
Nico Bolden	Liberal Arts
Kameron Miller	Business Administration

And You Thought the 80s were the Only Time Period Where You Could Wear Two Redshirts

Traditionally, you can only redshirt once. However, you can now redshirt twice, and three Lobos are now double redshirts. All three Lobos were able to utilize a rule that allows for an injury redshirt after redshirting as an academically eligible freshman. Daevon Vigilant earned his second redshirt for his 2017 season in which he was injured for the season in the opening game of the year.

Andrew Erickson redshirted in 2018 and then got hurt just before the season opener in 2019, earning a second redshirt.

However, the weirdest one is going to be Taveka Tuioti. In 2018, Tuioti was able to get a second redshirt despite playing three games. Tuioti, who was injured against Wisconsin, missed the New Mexico State game and then suffered a season-ending injury in the fourth game of the season (his third) against Liberty. Since he also redshirted as an academically eligible freshman in 2016, he earned a second redshirt. Tuioti was a redshirt freshman when he played against Coach Gonzales in the 2017 season finale against San Diego State. Tuioti still amazingly has two more years after this one, despite this being his fifth year with the program. Because this year doesn't count, Tuioti will be the first player potentially in school history to have two freshman seasons (2016 and 2017), two sophomore seasons (2018 and 2019), and two junior seasons (2020 and 2021).

The only players still remaining from the 2016 season are Tuioti, Anselem Umeh, Kameron Miller, Corey Hightower, Daevon Vigilant and Teton Saltes.

On This Date

Saturday, December 12 is the 346th day of the year, and there are 19 days remaining in 2020 thankfully. Fittingly in the holiday month is National Poinsettia Day and National Gingerbread House Day. It's also National Ambrosia Day (the salad, not the Yacht Rock kings) and it's National Ding-A-Ling Day (and before you go there, it's a day set aside to call someone you haven't talked to in a while on the phone).

Date	Opponent	Result	Site
This is the first game in school history on 12/12			

Plenty of things have happened on December 12 in history. North Korea successfully launched its first satellite (2012), the U.S. Supreme Court decided Bush v. Gore election issue (2000), Japan was accepted into the United Nations (1956), the first transatlantic radio signal was heard (it was the letter 'S' in morse code, 1901), Joseph H. Rainey became the second black man to be elected to Congress (1870) and King Carolman II died in a freak hunting accident (884).

Famous people born on December 12 include football player Nate Clements (Cincinnati Bengals, 1979), football player John Randle (Minnesota Vikings, 1967), ESPN's Mike Golic (1962), tennis star Tracy Austin (1962), former placekicker Rafael Septien (Dallas Cowboys, 1953), gymnast Cathy Rigby (1952), four-time Stanley Cup winner goalie Billy Smith (New York Islanders, 1950), , baseball player Gorman Thomas (Milwaukee Brewers, 1950), basketball player Bob Pettit (St. Louis Hawks, 1932), game show host Bob Barker (1923), singer Frank Sinatra (1915) and business Henry Wells (co-founder of Wells Fargo, 1805)

Sadly, on this day the world lost guitarist Pat DiNizio (The Smithereens, 2017), musician Ike Turner (2007), actor Peter Boyle (Turk 182, 2006), actress Anne Baxter (The Razor's Edge, 1985), actress Tallulah Bankhead (Black Widow on Batman, 1968), actor Douglas Fairbanks, Sr. (The Mark of Zorro, 1939) and Henry St. John, the First Viscount of Bolingbroke (1751).

OCT. 24 AT COLORADO ST.

CANCELLED

OCT. 31 SAN JOSÉ STATE



NOV. 7 AT HAWAII



NOV. 14 VS. NEVADA



NOV. 20 AT AIR FORCE



NOV. 26 AT UTAH STATE



DEC. 5 VS. WYOMING



DEC. 12 FRESNO STATE

QB - #8 Tevaka Tuioti

2017
Date Opponent C-A-I Yds TD LG Rush Yds TD LG
Sept 2 ACU 1-1-0 9 0 9 0 0 0 0
Sept 9 NMSU 10-19-0 151 2 27 2 8 0 5
Sept 14 at BSU Did Not Play
Sept 23 at Tulsa Did Not Play
Sept 30 AFA Did Not Play
Oct 14 at FS 13-24-1 200 0 44 5 14 0 10
Oct 20 CSU 5-16-0 84 1 47 9 62 0 27
Oct 28 at WYO 8-17-3 47 0 17 3 3 0 2
Nov 4 USU 8-15-0 54 0 10 5 39 1 34
Nov 11 TA&M 2-6-0 4 0 2 2 9 0 9
Nov 17 UNLV Did Not Play
Nov 24 at SDSU 10-20-2 156 1 62 2 7 0 4
TOTAL 57-118-6 705 4 62 28 142 1 34

2018
Date Opponent C-A-I Yds TD LG Rush Yds TD LG
Sept 1 UIW 13-21-1 327 4 69 11 54 1 20
Sept 8 at WISC 5-8-0 55 1 13 1 4 0 4
Sept 15 at NMSU Did Not Play
Sept 29 LIBERTY 6-14-1 57 0 22 3 42 0 28
Oct 6 at UNLV Did Not Play
Oct 13 at CSU Did Not Play
Oct 20 FS Did Not Play
Oct 27 at USU Did Not Play
Nov 3 SDSU Did Not Play
Nov 10 at AFA Did Not Play
Nov 16 BSU Did Not Play
Nov 24 WYO Did Not Play
TOTAL 24-43-2 439 5 69 15 100 1 28

2019
Date Opponent C-A-I Yds TD LG Rush Yds TD LG
Aug 31 SHSU 12-29-0 218 0 51 1 -5 0 0
Sept 14 at ND Did Not Play
Sept 21 NMSU 16-28-1 355 3 62 7 59 0 18
Sept 28 at LIBERTY 12-26-2 139 1 22 7 57 0 33
Oct 4 at SJSU 4-10-1 34 0 14 2 4 0 3
Oct 11 CSU Did Not Play
Oct 19 at WYO 5-10-0 60 1 21 3 30 0 19
Oct 26 HAW 23-40-2 293 2 59 5 -9 0 1
Nov 2 at NEV 19-36-0 237 0 30 8 18 0 20
Nov 16 at BSU 14-21-0 175 0 35 11 19 0 24
Nov 23 AFA 3-11-0 35 0 15 8 79 0 48
Nov 30 USU Did Not Play
TOTAL 102-174-6 1460 7 62 52 262 0 48

2020
Date Opponent C-A-I Yds TD LG Rush Yds TD LG
Oct 24 at CSU No Contest
Oct 31 SJSU 20-35-1 294 2 46 14 69 1 26
Nov 7 at HAW 17-31-0 181 2 52 5 71 0 23
Nov 14 NEV Did Not Play
Nov 20 at AFA Did Not Play
Nov 26 at USU Did Not Play
Dec 5 WYO Did Not Play
Dec 12 FS Did Not Play
TOTAL 37-66-1 475 4 52 19 140 1 26
CAREER 220-401-15 3079 20 69 114 644 3 48

QB - #10 Trae Hall

2018
Date Opponent C-A-I Yds TD LG Rush Yds TD LG
Sept 1 UIW Did Not Play
Sept 8 at WISC Did Not Play
Sept 15 at NMSU Did Not Play
Sept 29 LIBERTY Did Not Play
Oct 6 at UNLV 0-0-0 0 0 0 1 6 0 6
Oct 13 at CSU Did Not Play
Oct 20 FS Did Not Play
Oct 27 at USU Did Not Play
Nov 3 SDSU Did Not Play
Nov 10 at AFA Did Not Play
Nov 16 BSU Did Not Play
Nov 24 WYO Did Not Play
TOTAL 0-0-0 0 0 0 1 6 0 6

2019
Date Opponent C-A-I Yds TD LG Rush Yds TD LG
Aug 31 SHSU Did Not Play
Sept 14 at ND 0-0-0 0 0 0 2 15 0 11
Sept 21 NMSU Did Not Play
Sept 28 at LIBERTY Did Not Play
Oct 4 at SJSU Did Not Play
Oct 11 CSU Did Not Play
Oct 19 at WYO Did Not Play
Oct 26 HAW Did Not Play
Nov 2 at NEV Did Not Play
Nov 16 at BSU Did Not Play
Nov 23 AFA 5-7-0 55 2 27 4 33 0 16
Nov 30 USU 10-21-2 107 2 30 22 115 2 22
TOTAL 15-28-2 162 4 30 28 163 2 22

2020
Date Opponent C-A-I Yds TD LG Rush Yds TD LG
Oct 24 at CSU No Contest
Oct 31 SJSU Did Not Play
Nov 7 at HAW 2-6-1 39 0 20 2 -8 0 0
Nov 14 NEV 17-32-1 195 0 42 16 27 0 11
Nov 20 at AFA 23-42-1 221 0 49 8 13 0 12
Nov 26 at USU 11-21-1 63 0 15 13 70 0 17
Dec 5 WYO Did Not Play
Dec 12 FS Did Not Play
TOTAL 53-91-4 508 0 49 39 102 0 17
CAREER 68-129-6 680 4 49 68 271 2 22

QB - #12 Brandt Hughes

2019
Date Opponent C-A-I Yds TD LG Rush Yds TD LG
Aug 31 SHSU 12-29-0 218 0 51 1 -5 0 0
Sept 14 at ND Did Not Play
Sept 21 NMSU Did Not Play
Sept 28 at LIBERTY Did Not Play
Oct 4 at SJSU Did Not Play
Oct 11 CSU Did Not Play
Oct 19 at WYO Did Not Play
Oct 26 HAW Did Not Play
Nov 2 at NEV Did Not Play
Nov 9 AFA Did Not Play
Nov 16 at BSU Did Not Play
Nov 30 USU Did Not Play
TOTAL 12-29-0 218 0 51 1 -5 0 0

2020
Date Opponent C-A-I Yds TD LG Rush Yds TD LG
Oct 24 at CSU No Contest
Oct 31 SJSU Did Not Play
Nov 7 at HAW Did Not Play
Nov 14 NEV Did Not Play
Nov 20 at AFA Did Not Play
Nov 26 at USU Did Not Play
Dec 5 WYO Did Not Play
Dec 12 FS Did Not Play
TOTAL 0-0-0 0 0 0 0 0 0 0

#13 Isaiah Chavez

2020
Date Opponent C-A-I Yds TD LG Rush Yds TD LG
Oct 24 at CSU No Contest
Oct 31 SJSU Did Not Play
Nov 7 at HAW Did Not Play
Nov 14 NEV Did Not Play
Nov 20 at AFA Did Not Play
Nov 26 at USU Did Not Play
Dec 5 WYO 5-10-0 55 1 44 7 16 0 10
Dec 12 FS 5-10-0 55 1 44 7 16 0 10
TOTAL 5-10-0 55 1 44 7 16 0 10

#16 Connor Genal

2020
Date Opponent C-A-I Yds TD LG Rush Yds TD LG
Oct 24 at CSU No Contest
Oct 31 SJSU Did Not Play
Nov 7 at HAW Did Not Play
Nov 14 NEV Did Not Play
Nov 20 at AFA Did Not Play
Nov 26 at USU 5-10-1 61 0 24 1 4 0 4
Dec 5 WYO 6-8-1 37 0 14 0 0 0 0
Dec 12 FS 11-18-2 98 0 14 1 4 0 4
TOTAL 11-18-2 98 0 14 1 4 0 4

RB - #5 Daevon Vigilant

2017
Date Opponent Rush Yds TD LG Rec Yds TD LG
Sept 2 ACU 4 3 0 4 0 0 0 0
Sept 9 NMSU Did Not Play
Sept 14 at BSU Did Not Play
Sept 23 at Tulsa Did Not Play
Sept 30 AFA Did Not Play
Oct 14 at FS Did Not Play
Oct 20 CSU Did Not Play
Oct 28 at WYO Did Not Play
Nov 4 USU Did Not Play
Nov 11 TA&M Did Not Play
Nov 17 UNLV Did Not Play
Nov 24 at SDSU Did Not Play
TOTAL 4 3 0 4 0 0 0 0

2018
Date Opponent Rush Yds TD LG Rec Yds TD LG
Sept 1 UIW 4 16 0 6 0 0 0 0
Sept 8 at WISC 2 14 0 13 0 0 0 0
Sept 15 at NMSU 1 0 0 0 0 0 0 0
Sept 29 LIBERTY 0 0 0 0 0 0 0 0
Oct 6 at UNLV 4 18 0 12 0 0 0 0
Oct 13 at CSU Did Not Play
Oct 20 FS Did Not Play
Oct 27 at USU 1 -1 0 0 2 27 0 24
Nov 3 SDSU 11 45 0 11 0 0 0 0
Nov 10 at AFA 12 67 1 24 1 4 4 4
Nov 16 BSU 7 23 1 8 0 0 0 0
Nov 24 WYO 1 3 0 3 0 0 0 0
TOTAL 43 185 2 24 3 31 0 24

2019
Date Opponent Rush Yds TD LG Rec Yds TD LG
Aug 31 SHSU 1 -1 0 0 0 0 0 0
Sept 14 at ND 3 19 0 15 1 0 0 0
Sept 21 NMSU 3 14 1 10 0 0 0 0
Sept 28 at LIBERTY 3 5 0 3 1 0 0 0
Oct 4 at SJSU 0 0 0 0 0 0 0 0
Oct 11 CSU 2 8 0 6 0 0 0 0
Oct 19 at WYO 0 0 0 0 0 0 0 0
Oct 26 HAW 0 0 0 0 1 6 0 6
Nov 2 at NEV 1 3 0 3 1 5 0 5
Nov 16 at BSU 4 5 0 5 0 0 0 0
Nov 23 AFA Did Not Play
Nov 30 USU Did Not Play
TOTAL 17 53 1 15 4 11 0 6

2020
Date Opponent Rush Yds TD LG Rec Yds TD LG
Oct 24 at CSU No Contest
Oct 31 SJSU 5 19 0 9 0 0 0 0
Nov 7 at HAW 1 6 0 6 3 9 0 9
Nov 14 NEV Did Not Play
Nov 20 at AFA 3 15 0 6 0 0 0 0
Nov 26 at USU 6 25 0 10 2 2 0 5
Dec 5 WYO Did Not Play
Dec 12 FS Did Not Play
TOTAL 15 65 0 10 5 11 0 9
CAREER 78 305 3 24 12 53 0 24

RB - #6 Bryson Carroll (spent 2017 season as a quarterback)

2017
Date Opponent Rush Yds TD LG Rec Yds TD LG
Sept 2 ACU Did Not Play
Sept 9 NMSU Did Not Play
Sept 14 at BSU Did Not Play
Sept 23 at Tulsa 1 10 0 10 0 0 0 0
Sept 30 AFA Did Not Play
Oct 14 at FS Did Not Play
Oct 20 CSU Did Not Play
Oct 28 at WYO Did Not Play
Nov 4 USU Did Not Play
Nov 11 TA&M Did Not Play
Nov 17 UNLV Did Not Play
Nov 24 at SDSU Did Not Play
TOTAL 1 10 0 10 0 0 0 0

2018 RB - #34 Bobby Cole. Table with columns: Date, Opponent, Rush, Yds, TD, LG, Rec, Yds, TD, LG. Rows include games against UIW, WISC, NMSU, LIBERTY, UNLV, CSU, FS, and WYO.

2018 WR - #7 Anselem Umeh. Table with columns: Date, Opponent, Rush, Yds, TD, LG, Rec, Yds, TD, LG. Rows include games against UIW, WISC, NMSU, LIBERTY, UNLV, CSU, FS, and WYO.

2018 RB - #21 Chad Alexander. Table with columns: Date, Opponent, Rush, Yds, TD, LG, Rec, Yds, TD, LG. Rows include games against SHSU, ND, NMSU, LIBERTY, SJSU, NEV, AFA, BSU, and USU.

2019 RB - #21 Chad Alexander. Table with columns: Date, Opponent, Rush, Yds, TD, LG, Rec, Yds, TD, LG. Rows include games against SHSU, ND, NMSU, LIBERTY, SJSU, NEV, AFA, BSU, and USU.

2019 WR - #37 Kendal Taylor. Table with columns: Date, Opponent, Rush, Yds, TD, LG, Rec, Yds, TD, LG. Rows include games against SHSU, ND, NMSU, LIBERTY, SJSU, NEV, AFA, BSU, and USU.

2019 RB - #25 Nathaniel Jones. Table with columns: Date, Opponent, Rush, Yds, TD, LG, Rec, Yds, TD, LG. Rows include games against SHSU, ND, NMSU, LIBERTY, SJSU, NEV, AFA, BSU, and USU.

2020 RB - #25 Nathaniel Jones. Table with columns: Date, Opponent, Rush, Yds, TD, LG, Rec, Yds, TD, LG. Rows include games against CSU, SJSU, HAW, NEV, AFA, USU, and FS.

2020 WR - #4 Bobby Wooden. Table with columns: Date, Opponent, Rush, Yds, TD, LG, Rec, Yds, TD, LG. Rows include games against CSU, SJSU, HAW, NEV, AFA, USU, and FS.

2020 WR - #9 Jordan Kress. Table with columns: Date, Opponent, Rush, Yds, TD, LG, Rec, Yds, TD, LG. Rows include games against CSU, SJSU, HAW, NEV, AFA, USU, and FS.

2019 RB - #25 Nathaniel Jones. Table with columns: Date, Opponent, Rush, Yds, TD, LG, Rec, Yds, TD, LG. Rows include games against SHSU, ND, NMSU, LIBERTY, SJSU, NEV, AFA, BSU, and USU.

2019 WR - #4 Bobby Wooden. Table with columns: Date, Opponent, Rush, Yds, TD, LG, Rec, Yds, TD, LG. Rows include games against SHSU, ND, NMSU, LIBERTY, SJSU, NEV, AFA, BSU, and USU.

2019 WR - #9 Jordan Kress. Table with columns: Date, Opponent, Rush, Yds, TD, LG, Rec, Yds, TD, LG. Rows include games against SHSU, ND, NMSU, LIBERTY, SJSU, NEV, AFA, BSU, and USU.

2020 RB - #25 Nathaniel Jones. Table with columns: Date, Opponent, Rush, Yds, TD, LG, Rec, Yds, TD, LG. Rows include games against CSU, SJSU, HAW, NEV, AFA, USU, and FS.

2020 WR - #4 Bobby Wooden. Table with columns: Date, Opponent, Rush, Yds, TD, LG, Rec, Yds, TD, LG. Rows include games against CSU, SJSU, HAW, NEV, AFA, USU, and FS.

2020 WR - #9 Jordan Kress. Table with columns: Date, Opponent, Rush, Yds, TD, LG, Rec, Yds, TD, LG. Rows include games against CSU, SJSU, HAW, NEV, AFA, USU, and FS.

2020 RB - #25 Nathaniel Jones. Table with columns: Date, Opponent, Rush, Yds, TD, LG, Rec, Yds, TD, LG. Rows include games against CSU, SJSU, HAW, NEV, AFA, USU, and FS.

2020 WR - #4 Bobby Wooden. Table with columns: Date, Opponent, Rush, Yds, TD, LG, Rec, Yds, TD, LG. Rows include games against CSU, SJSU, HAW, NEV, AFA, USU, and FS.

2020 WR - #9 Jordan Kress. Table with columns: Date, Opponent, Rush, Yds, TD, LG, Rec, Yds, TD, LG. Rows include games against CSU, SJSU, HAW, NEV, AFA, USU, and FS.

LB - #23 Reco Hannah

2019
Date Opponent TKL TFL-Yds Sack-Yds FF FR-Yds PBU INT-yds TD
Aug 31 SHSU 0 0.0-0 0.0-0 0 0-0 0 0-0 0
Sept 14 at ND 0 0.0-0 0.0-0 0 0-0 0 0-0 0
Sept 21 NMSU 0 0.0-0 0.0-0 0 0-0 0 0-0 0
Sept 28 at LIBERTY 4 0.5-1 0.0-0 0 0-0 0 0-0 0
Oct 4 at SJSU 2 0.0-0 0.0-0 0 0-0 0 0-0 0
Oct 11 CSU 0 0.0-0 0.0-0 0 0-0 0 0-0 0
Oct 19 at WYO 0 0.0-0 0.0-0 0 0-0 0 0-0 0
Oct 26 HAW 1 0.0-0 0.0-0 0 0-0 0 0-0 0
Nov 2 at NEV 2 0.0-0 0.0-0 0 0-0 0 0-0 0
Nov 16 at BSU 1 0.0-0 0.0-0 0 0-0 0 0-0 0
Nov 23 AFA 0 0.0-0 0.0-0 0 0-0 0 0-0 0
Nov 30 USU 2 0.0-0 0.0-0 0 0-0 0 0-0 0
TOTAL 12 0.5-1 0.0-0 0 0-0 0 0-0 0

2020
Date Opponent TKL TFL-Yds Sack-Yds FF FR-Yds PBU INT-yds TD
Oct 24 at CSU No Contest
Oct 31 SJSU Did Not Play
Nov 7 at HAW 3 0.0-0 0.0-0 0 0-0 0 0-0 0
Nov 14 NEV Did Not Play
Nov 20 at AFA Did Not Play
Nov 26 at USU Did Not Play
Dec 5 WYO 7 0.5-0 0.0-0 0 0-0 0 0-0 0
Dec 12 FS
TOTAL 10 0.5-0 0.0-0 0 0-0 0 0-0 0
CAREER 22 1.0-1 0.0-0 0 0-0 0 0-0 0

LB - #30 Ray Leutele

2020
Date Opponent TKL TFL-Yds Sack-Yds FF FR-Yds PBU INT-yds TD
Oct 24 at CSU No Contest
Oct 31 SJSU 0 0.0-0 0.0-0 0 0-0 0 0-0 0
Nov 7 at HAW 2 0.0-0 0.0-0 0 0-0 0 0-0 0
Nov 14 NEV 2 1.0-2 0.0-0 0 0-0 0 0-0 0
Nov 20 at AFA 0 0.0-0 0.0-0 0 0-0 0 0-0 0
Nov 26 at USU 1 0.0-0 0.0-0 0 0-0 0 0-0 0
Dec 5 WYO 1 0.0-0 0.0-0 0 0-0 0 0-0 0
Dec 12 FS
TOTAL/CAREER 6 1.0-2 0.0-0 0 0-0 0 0-0 0

LB - #35 Semaj Sims

2020
Date Opponent TKL TFL-Yds Sack-Yds FF FR-Yds PBU INT-yds TD
Oct 24 at CSU No Contest
Oct 31 SJSU Did Not Play
Nov 7 at HAW Did Not Play
Nov 14 NEV Did Not Play
Nov 20 at AFA Did Not Play
Nov 26 at USU Did Not Play
Dec 5 WYO Did Not Play
Dec 12 FS
TOTAL 0 0.0-0 0.0-0 0 0-0 0 0-0 0

LB - #36 Syaire Riley

2020
Date Opponent TKL TFL-Yds Sack-Yds FF FR-Yds PBU INT-yds TD
Oct 24 at CSU No Contest
Oct 31 SJSU 0 0.0-0 0.0-0 0 0-0 0 0-0 0
Nov 7 at HAW 1 0.0-0 0.0-0 0 0-0 0 0-0 0
Nov 14 NEV 2 0.0-0 0.0-0 0 0-0 0 0-0 0
Nov 20 at AFA 3 0.0-0 0.0-0 0 0-0 0 0-0 0
Nov 26 at USU 0 0.0-0 0.0-0 0 0-0 0 0-0 0
Dec 5 WYO 0 0.0-0 0.0-0 0 0-0 0 0-0 0
Dec 12 FS
TOTAL/CAREER 6 0.0-0 0.0-0 0 0-0 0 0-0 0

#38 Matthew French

2017
Date Opponent TKL TFL-Yds Sack-Yds FF FR-Yds PBU INT-yds TD
Sept 2 ACU Did Not Play
Sept 9 NMSU Did Not Play
Sept 14 at BSU Did Not Play
Sept 23 at Tulsa Did Not Play
Sept 30 AFA Did Not Play
Oct 14 at FS Did Not Play
Oct 20 CSU Did Not Play
Oct 28 at WYO Did Not Play
Nov 4 USU Did Not Play
Nov 11 TA&M Did Not Play
Nov 17 UNLV Did Not Play
Nov 24 at SDSU Did Not Play
TOTAL 0 0.0-0 0.0-0 0 0-0 0 0-0 0

2018

Date Opponent TKL TFL-Yds Sack-Yds FF FR-Yds PBU INT-yds TD
Sept 1 UIW Did Not Play
Sept 8 at WISC Did Not Play
Sept 15 at NMSU Did Not Play
Sept 29 LIBERTY Did Not Play
Oct 6 at UNLV Did Not Play
Oct 13 at CSU Did Not Play
Oct 20 FS Did Not Play
Oct 27 at USU Did Not Play
Nov 3 SDSU Did Not Play
Nov 10 at AFA Did Not Play
Nov 16 BSU Did Not Play
Nov 24 WYO Did Not Play
TOTAL 0 0.0-0 0.0-0 0 0-0 0 0-0 0

2019

Date Opponent TKL TFL-Yds Sack-Yds FF FR-Yds PBU INT-yds TD
Aug 31 SHSU Did Not Play
Sept 14 at ND Did Not Play
Sept 21 NMSU Did Not Play
Sept 28 at LIBERTY Did Not Play
Oct 4 at SJSU Did Not Play
Oct 11 CSU Did Not Play
Oct 19 at WYO Did Not Play
Oct 26 HAW Did Not Play
Nov 2 at NEV Did Not Play
Nov 16 at BSU Did Not Play
Nov 23 AFA Did Not Play
Nov 30 USU Did Not Play
TOTAL 0 0.0-0 0.0-0 0 0-0 0 0-0 0

2020

Date Opponent TKL TFL-Yds Sack-Yds FF FR-Yds PBU INT-yds TD
Oct 24 at CSU No Contest
Oct 31 SJSU Did Not Play
Nov 7 at HAW Did Not Play
Nov 14 NEV Did Not Play
Nov 20 at AFA Did Not Play
Nov 26 at USU Did Not Play
Dec 5 WYO Did Not Play
Dec 12 FS
TOTAL 0 0.0-0 0.0-0 0 0-0 0 0-0 0
CAREER 0 0.0-0 0.0-0 0 0-0 0 0-0 0

LB - #41 Dion Hunter

2020
Date Opponent TKL TFL-Yds Sack-Yds FF FR-Yds PBU INT-yds TD
Oct 24 at CSU No Contest
Oct 31 SJSU Did Not Play
Nov 7 at HAW 5 0.0-0 0.0-0 0 0-0 0 0-0 0
Nov 14 NEV 2 0.5-0 0.0-0 0 0-0 0 0-0 0
Nov 20 at AFA Did Not Play
Nov 26 at USU Did Not Play
Dec 5 WYO Did Not Play
Dec 12 FS
TOTAL 7 0.5-0 0.0-0 0 0-0 0 0-0 0
CAREER 7 0.5-0 0.0-0 0 0-0 0 0-0 0

LB - #45 Josh Woisin

2019
Date Opponent TKL TFL-Yds Sack-Yds FF FR-Yds PBU INT-yds TD
Aug 31 SHSU Did Not Play
Sept 14 at ND Did Not Play
Sept 21 NMSU Did Not Play
Sept 28 at LIBERTY Did Not Play
Oct 4 at SJSU Did Not Play
Oct 11 CSU Did Not Play
Oct 19 at WYO Did Not Play
Oct 26 HAW Did Not Play
Nov 2 at NEV Did Not Play
Nov 16 at BSU Did Not Play
Nov 23 AFA Did Not Play
Nov 30 USU Did Not Play
TOTAL 0 0.0-0 0.0-0 0 0-0 0 0-0 0

2020

Date Opponent TKL TFL-Yds Sack-Yds FF FR-Yds PBU INT-yds TD
Oct 24 at CSU No Contest
Oct 31 SJSU 0 0.0-0 0.0-0 0 0-0 0 0-0 0
Nov 7 at HAW 1 0.0-0 0.0-0 0 0-0 0 0-0 0
Nov 14 NEV 0 0.0-0 0.0-0 0 0-0 0 0-0 0
Nov 20 at AFA 0 0.0-0 0.0-0 0 0-0 0 0-0 0
Nov 26 at USU 0 0.0-0 0.0-0 0 0-0 0 0-0 0
Dec 5 WYO
Dec 12 FS
TOTAL 1 0.0-0 0.0-0 0 0-0 0 0-0 0
CAREER 1 0.0-0 0.0-0 0 0-0 0 0-0 0

LB - #46 Brandon Shook

2018
Date Opponent TKL TFL-Yds Sack-Yds FF FR-Yds PBU INT-yds TD
Sept 1 UIW 3 1.0-8 0.0-0 1 0-0 0 0-0 0
Sept 8 at WISC 0 0.0-0 0.0-0 0 0-0 0 0-0 0
Sept 15 at NMSU 1 0.0-0 0.0-0 0 0-0 0 0-0 0
Sept 29 LIBERTY 0 0.0-0 0.0-0 0 0-0 0 0-0 0
Oct 6 at UNLV 2 1.0-9 1.0-9 1 0-0 0 0-0 0
Oct 13 at CSU 0 0.0-0 0.0-0 0 0-0 0 0-0 0
Oct 20 FS 3 0.0-0 0.0-0 0 0-0 0 0-0 0
Oct 27 at USU 3 0.0-0 0.0-0 0 0-0 0 0-0 0
Nov 3 SDSU 2 0.0-0 0.0-0 0 0-0 0 0-0 0
Nov 10 at AFA 7 0.5-1 0.0-0 0 0-0 0 0-0 0
Nov 16 BSU 14 1.0-8 1.0-8 0 0-0 0 0-0 0
Nov 24 WYO 5 0.0-0 0.0-0 0 0-0 0 0-0 0
TOTAL 40 3.5-26 2.0-17 2 0-0 0 0-0 0

2019

Date Opponent TKL TFL-Yds Sack-Yds FF FR-Yds PBU INT-yds TD
Aug 31 SHSU 0 0.0-0 0.0-0 0 0-0 0 0-0 0
Sept 14 at ND 4 0.0-0 0.0-0 0 0-0 0 0-0 0
Sept 21 NMSU 5 0.0-0 0.0-0 1 0-0 0 0-0 0
Sept 28 at LIBERTY 1 0.0-0 0.0-0 0 0-0 0 0-0 0
Oct 4 at SJSU 0 0.0-0 0.0-0 0 0-0 0 0-0 0
Oct 11 CSU 0 0.0-0 0.0-0 0 0-0 0 0-0 0
Oct 19 at WYO 1 0.0-0 0.0-0 0 0-0 0 0-0 0
Oct 26 HAW 2 0.0-0 0.0-0 0 0-0 0 0-0 0
Nov 2 at NEV 1 0.0-0 0.0-0 0 0-0 0 0-0 0
Nov 16 at BSU 4 0.0-0 0.0-0 0 0-0 0 0-0 0
Nov 23 AFA 2 0.0-0 0.0-0 0 0-0 0 0-0 0
Nov 30 USU 1 0.0-0 0.0-0 0 0-0 0 0-0 0
TOTAL 21 0.0-0 0.0-0 1 0-0 0 0-0 0

2020

Date Opponent TKL TFL-Yds Sack-Yds FF FR-Yds PBU INT-yds TD
Oct 24 at CSU No Contest
Oct 31 SJSU 10 0.0-0 0.0-0 0 0-0 1 0-0 0
Nov 7 at HAW Did Not Play
Nov 14 NEV 8 1.5-2 0.0-0 0 0-0 0 0-0 0
Nov 20 at AFA 19 0.0-0 0.0-0 0 0-0 0 0-0 0
Nov 26 at USU 8 0.0-0 0.0-0 1 0-0 0 0-0 0
Dec 5 WYO 13 1.0-1 0.0-0 1 0-0 0 1-0 0
Dec 12 FS
TOTAL 58 2.5-3 0.0-0 2 0-0 1 1-0 0
CAREER 119 6.0-29 2.0-17 5 0-0 1 1-0 0

DL - #17 Ben Bertram

2020
Date Opponent TKL TFL-Yds Sack-Yds FF FR-Yds PBU INT-yds TD
Oct 24 at CSU No Contest
Oct 31 SJSU 1 1.0-5 1.0-5 0 0-0 0 0-0 0
Nov 7 at HAW 0 0.0-0 0.0-0 0 0-0 0 0-0 0
Nov 14 NEV Did Not Play
Nov 20 at AFA Did Not Play
Nov 26 at USU 2 0.0-0 0.0-0 0 0-0 0 0-0 0
Dec 5 WYO Did Not Play
Dec 12 FS
TOTAL 3 1.0-5 1.0-5 0 0-0 0 0-0 0
CAREER 3 1.0-5 1.0-5 0 0-0 0 0-0 0

DL - #39 Kyler Drake

2020
Date Opponent TKL TFL-Yds Sack-Yds FF FR-Yds PBU INT-yds TD
Oct 24 at CSU No Contest
Oct 31 SJSU Did Not Play
Nov 7 at HAW Did Not Play
Nov 14 NEV Did Not Play
Nov 20 at AFA Did Not Play
Nov 26 at USU Did Not Play
Dec 5 WYO Did Not Play
Dec 12 FS
TOTAL 0 0.0-0 0.0-0 0 0-0 0 0-0 0
CAREER 0 0.0-0 0.0-0 0 0-0 0 0-0 0

DL - #51 Bryce Santana

2020
Date Opponent TKL TFL-Yds Sack-Yds FF FR-Yds PBU INT-yds TD
Oct 24 at CSU No Contest
Oct 31 SJSU Did Not Play
Nov 7 at HAW Did Not Play
Nov 14 NEV Did Not Play
Nov 20 at AFA Did Not Play
Nov 26 at USU 2 0.0-0 0.0-0 0 0-0 0 0-0 0
Dec 5 WYO 0 0.0-0 0.0-0 0 0-0 0 0-0 0
Dec 12 FS
TOTAL 2 0.0-0 0.0-0 0 0-0 0 0-0 0
CAREER 2 0.0-0 0.0-0 0 0-0 0 0-0 0

DL - #52 Ian Shewell

2020
Date Opponent TKL TFL-Yds Sack-Yds FF FR-Yds PBU INT-yds TD
Oct 24 at CSU No Contest
Oct 31 SJSU 1 0.0-0 0.0-0 0 0-0 0 0-0 0
Nov 7 at HAW 2 0.0-0 0.0-0 0 1-0 0 0-0 0
Nov 14 NEV 0 0.0-0 0.0-0 0 0-0 0 0-0 0
Nov 20 at AFA 0 0.0-0 0.0-0 0 0-0 0 0-0 0
Nov 26 at USU Did Not Play
Dec 5 WYO 0 0.0-0 0.0-0 0 0-0 0 0-0 0
Dec 12 FS
TOTAL 3 0.0-0 0.0-0 0 1-0 0 0-0 0
CAREER 3 0.0-0 0.0-0 0 1-0 0 0-0 0

DL - #54 Langston Murray

2018
Date Opponent TKL TFL-Yds Sack-Yds FF FR-Yds PBU INT-yds TD
Sept 1 UIW 1 0.0-0 0.0-0 0 0-0 0 0-0 0
Sept 8 at WISC Did Not Play
Sept 15 at NMSU Did Not Play
Sept 29 LIBERTY 3 0.0-0 0.0-0 0 0-0 0 0-0 0
Oct 6 at UNLV 2 1.0-1 0.0-0 0 0-0 0 0-0 0
Oct 13 at CSU 2 0.0-0 0.0-0 0 0-0 0 0-0 0
Oct 20 FS 2 0.0-0 0.0-0 0 0-0 0 0-0 0
Oct 27 at USU 2 0.0-0 0.0-0 0 0-0 0 0-0 0
Nov 3 SDSU 0 0.0-0 0.0-0 0 0-0 0 0-0 0
Nov 10 at AFA 0 0.0-0 0.0-0 0 0-0 0 0-0 0
Nov 16 BSU 1 0.0-0 0.0-0 0 0-0 0 0-0 0
Nov 24 WYO 0 0.0-0 0.0-0 0 0-0 0 0-0 0
TOTAL 13 1.0-1 0.0-0 0 0-0 0 0-0 0

2019

Date Opponent TKL TFL-Yds Sack-Yds FF FR-Yds PBU INT-yds TD
Aug 31 SHSU 0 0.0-0 0.0-0 0 0-0 0 0-0 0
Sept 14 at ND 0 0.0-0 0.0-0 0 0-0 0 0-0 0
Sept 21 NMSU Did Not Play
Sept 28 at LIBERTY 1 0.0-0 0.0-0 0 0-0 0 0-0 0
Oct 4 at SJSU 0 0.0-0 0.0-0 0 0-0 0 0-0 0
Oct 11 CSU 1 0.0-0 0.0-0 0 0-0 0 0-0 0
Oct 19 at WYO 0 0.0-0 0.0-0 0 0-0 0 0-0 0
Oct 26 HAW 2 0.0-0 0.0-0 0 0-0 0 0-0 0
Nov 2 at NEV Did Not Play
Nov 16 at BSU 0 0.0-0 0.0-0 0 0-0 0 0-0 0
Nov 23 AFA 4 0.0-0 0.0-0 0 0-0 0 0-0 0
Nov 30 USU 0 0.0-0 0.0-0 0 0-0 0 0-0 0
TOTAL 8 0.0-0 0.0-0 0 0-0 0 0-0 0

2020

Date Opponent TKL TFL-Yds Sack-Yds FF FR-Yds PBU INT-yds TD
Oct 24 at CSU No Contest
Oct 31 SJSU Did Not Play
Nov 7 at HAW 0 0.0-0 0.0-0 0 0-0 0 0-0 0
Nov 14 NEV Did Not Play
Nov 20 at AFA Did Not Play
Nov 26 at USU Did Not Play
Dec 5 WYO Did Not Play
Dec 12 FS
TOTAL 0 0.0-0 0.0-0 0 0-0 0 0-0 0
CAREER 21 1.0-1 0.0-0 0 0-0 0 0-0 0

DL - #55 Elmer Pauni

2019
Date Opponent TKL TFL-Yds Sack-Yds FF FR-Yds PBU INT-yds TD
Aug 31 SHSU Did Not Play
Sept 14 at ND 0 0.0-0 0.0-0 0 0-0 0 0-0 0
Sept 21 NMSU Did Not Play
Sept 28 at LIBERTY Did Not Play
Oct 4 at SJSU 1 0.0-0 0.0-0 0 0-0 0 0-0 0
Oct 11 CSU 1 0.0-0 0.0-0 0 0-0 0 0-0 0
Oct 19 at WYO 1 0.0-0 0.0-0 0 0-0 0 0-0 0
Oct 26 HAW 1 0.0-0 0.0-0 0 0-0 0 0-0 0
Nov 2 at NEV 1 0.0-0 0.0-0 0 0-0 0 0-0 0
Nov 16 at BSU 0 0.0-0 0.0-0 0 0-0 0 0-0 0
Nov 23 AFA 0 0.0-0 0.0-0 0 0-0 0 0-0 0
Nov 30 USU 3 0.0-0 0.0-0 0 0-0 0 0-0 0
TOTAL 8 0.0-0 0.0-0 0 0-0 0 0-0 0

2020

Date Opponent TKL TFL-Yds Sack-Yds FF FR-Yds PBU INT-yds TD
Oct 24 at CSU No Contest
Oct 31 SJSU 5 0.0-0 0.0-0 0 0-0 0 0-0 0
Nov 7 at HAW 0 0.0-0 0.0-0 0 0-0 0 0-0 0
Nov 14 NEV 1 0.5-1 0.0-0 0 0-0 0 0-0 0
Nov 20 at AFA 0 0.0-0 0.0-0 0 0-0 0 0-0 0
Nov 26 at USU 1 0.0-0 0.0-0 0 0-0 0 0-0 0
Dec 5 WYO Did Not Play
Dec 12 FS
TOTAL 7 0.5-1 0.0-0 0 0-0 0 0-0 0
CAREER 15 0.5-1 0.0-0 0 0-0 0 0-0 0

DL - #57 Keith Alvarado

2020
Date Opponent TKL TFL-Yds Sack-Yds FF FR-Yds PBU INT-yds TD
Oct 24 at CSU No Contest
Oct 31 SJSU Did Not Play
Nov 7 at HAW Did Not Play
Nov 14 NEV Did Not Play
Nov 20 at AFA Did Not Play
Nov 26 at USU Did Not Play
Dec 5 WYO Did Not Play
Dec 12 FS
TOTAL 0 0.0-0 0.0-0 0 0-0 0 0-0 0
CAREER 0 0.0-0 0.0-0 0 0-0 0 0-0 0

DL - #58 Cody Moon

2020
Date Opponent TKL TFL-Yds Sack-Yds FF FR-Yds PBU INT-yds TD
Oct 24 at CSU No Contest
Oct 31 SJSU Did Not Play
Nov 7 at HAW Did Not Play
Nov 14 NEV Did Not Play
Nov 20 at AFA Did Not Play
Nov 26 at USU Did Not Play
Dec 5 WYO Did Not Play
Dec 12 FS
TOTAL 0 0.0-0 0.0-0 0 0-0 0 0-0 0
CAREER 0 0.0-0 0.0-0 0 0-0 0 0-0 0

DL - #91 Adam Gay

2020
Date Opponent TKL TFL-Yds Sack-Yds FF FR-Yds PBU INT-yds TD
Oct 24 at CSU No Contest
Oct 31 SJSU Did Not Play
Nov 7 at HAW 0 0.0-0 0.0-0 0 0-0 0 0-0 0
Nov 14 NEV Did Not Play
Nov 20 at AFA Did Not Play
Nov 26 at USU Did Not Play
Dec 5 WYO Did Not Play
Dec 12 FS
TOTAL 0 0.0-0 0.0-0 0 0-0 0 0-0 0
CAREER 0 0.0-0 0.0-0 0 0-0 0 0-0 0

DL - #92 Omar Darame

2019
Date Opponent TKL TFL-Yds Sack-Yds FF FR-Yds PBU INT-yds TD
Aug 31 SHSU Did Not Play
Sept 14 at ND Did Not Play
Sept 21 NMSU Did Not Play
Sept 28 at LIBERTY Did Not Play
Oct 4 at SJSU Did Not Play
Oct 11 CSU Did Not Play
Oct 19 at WYO Did Not Play
Oct 26 HAW Did Not Play
Nov 2 at NEV Did Not Play
Nov 16 at BSU Did Not Play
Nov 23 AFA 0 0.0-0 0.0-0 0 0-0 0 0-0 0
Nov 30 USU Did Not Play
TOTAL 0 0.0-0 0.0-0 0 0-0 0 0-0 0

2020

Date Opponent TKL TFL-Yds Sack-Yds FF FR-Yds PBU INT-yds TD
Oct 24 at CSU No Contest
Oct 31 SJSU 2 0.0-0 0.0-0 0 0-0 0 0-0 0
Nov 7 at HAW 1 1.0-1 0.0-0 0 0-0 0 0-0 0
Nov 14 NEV 1 0.0-0 0.0-0 0 0-0 0 0-0 0
Nov 20 at AFA 0 0.0-0 0.0-0 0 0-0 0 0-0 0
Nov 26 at USU 0 0.0-0 0.0-0 0 0-0 0 0-0 0
Dec 5 WYO 0 0.0-0 0.0-0 0 0-0 0 0-0 0
Dec 12 FS
TOTAL 3 1.0-1 0.0-0 0 0-0 0 0-0 0
CAREER 3 1.0-1 0.0-0 0 0-0 0 0-0 0

DL - #94 Harshan Sachdeva

2020
Date Opponent TKL TFL-Yds Sack-Yds FF FR-Yds PBU INT-yds TD
Oct 24 at CSU No Contest
Oct 31 SJSU Did Not Play
Nov 7 at HAW Did Not Play
Nov 14 NEV Did Not Play
Nov 20 at AFA Did Not Play
Nov 26 at USU Did Not Play
Dec 5 WYO Did Not Play
Dec 12 FS
TOTAL 0 0.0-0 0.0-0 0 0-0 0 0-0 0
CAREER 0 0.0-0 0.0-0 0 0-0 0 0-0 0

DL - #95 Jake Saltonstall

2020
Date Opponent TKL TFL-Yds Sack-Yds FF FR-Yds PBU INT-yds TD
Oct 24 at CSU No Contest
Oct 31 SJSU 1 0.0-0 0.0-0 0 0-0 0 0-0 0
Nov 7 at HAW 1 1.0-9 1.0-9 0 0-0 0 0-0 0
Nov 14 NEV 0 0.0-0 0.0-0 0 0-0 0 0-0 0
Nov 20 at AFA 3 0.0-0 0.0-0 0 0-0 1 0-0 0
Nov 26 at USU 0 0.0-0 0.0-0 0 1-0 0 0-0 0
Dec 5 WYO 5 0.0-0 0.0-0 0 1-0 0 0-0 0
Dec 12 FS
TOTAL 10 1.0-9 1.0-9 0 2-0 1 0-0 0
CAREER 10 1.0-9 1.0-9 0 2-0 1 0-0 0

DL - #97 Justin Harris

2019
Date Opponent TKL TFL-Yds Sack-Yds FF FR-Yds PBU INT-yds TD
Aug 31 SHSU 0 0.0-0 0.0-0 0 0-0 0 0-0 0
Sept 14 at ND 3 1.0-1 0.0-0 0 0-0 0 0-0 0
Sept 21 NMSU Did Not Play
Sept 28 at LIBERTY 0 0.0-0 0.0-0 0 0-0 0 0-0 0
Oct 4 at SJSU 1 0.0-0 0.0-0 0 0-0 0 0-0 0
Oct 11 CSU 3 0.0-0 0.0-0 0 0-0 0 0-0 0
Oct 19 at WYO 0 0.0-0 0.0-0 0 0-0 0 0-0 0
Oct 26 HAW 1 0.0-0 0.0-0 0 0-0 0 0-0 0
Nov 2 at NEV Did Not Play
Nov 16 at BSU 0 0.0-0 0.0-0 0 0-0 0 0-0 0
Nov 23 AFA Did Not Play
Nov 30 USU Did Not Play
TOTAL 8 1.0-1 0.0-0 0 0-0 0 0-0 0

2020

Date Opponent TKL TFL-Yds Sack-Yds FF FR-Yds PBU INT-yds TD
Oct 24 at CSU No Contest
Oct 31 SJSU Did Not Play
Nov 7 at HAW Did Not Play
Nov 14 NEV Did Not Play
Nov 20 at AFA Did Not Play
Nov 26 at USU Did Not Play
Dec 5 WYO Did Not Play
Dec 12 FS
TOTAL 0 0.0-0 0.0-0 0 0-0 0 0-0 0
CAREER 8 1.0-1 0.0-0 0 0-0 0 0-0 0

DL - #98 Joey Noble

2019

Table with 11 columns: Date, Opponent, TKL, TFL-Yds, Sack-Yds, FF, FR-Yds, PBU, INT-yds, TD. Rows for games in 2019.

2020

Table with 11 columns: Date, Opponent, TKL, TFL-Yds, Sack-Yds, FF, FR-Yds, PBU, INT-yds, TD. Rows for games in 2020.

DL - #99 Ben Gansallo

2019

Table with 11 columns: Date, Opponent, TKL, TFL-Yds, Sack-Yds, FF, FR-Yds, PBU, INT-yds, TD. Rows for games in 2019.

2020

Table with 11 columns: Date, Opponent, TKL, TFL-Yds, Sack-Yds, FF, FR-Yds, PBU, INT-yds, TD. Rows for games in 2020.

P - #47 Jared Long

2020

Table with 11 columns: Date, Opponent, No, Yds, Avg, Lg, Blkd, TB, FC, 50+, i20. Rows for games in 2020.

P - #96 Tyson Dyer

2018

Table with 11 columns: Date, Opponent, No, Yds, Avg, Lg, Blkd, TB, FC, 50+, i20. Rows for games in 2018.

2019

Table with 11 columns: Date, Opponent, No, Yds, Avg, Lg, Blkd, TB, FC, 50+, i20. Rows for games in 2019.

2020

Table with 11 columns: Date, Opponent, No, Yds, Avg, Lg, Blkd, TB, FC, 50+, i20. Rows for games in 2020.

K - #35 George Steinkamp

2020

Table with 11 columns: Date, Opponent, FGM, FGA, LG, XPM, XPA, PTS, KO, YDS, AVG, TB, OB. Rows for games in 2020.

K - #94 Andrew Shelley

2018

Table with 11 columns: Date, Opponent, FGM, FGA, LG, XPM, XPA, PTS, KO, YDS, AVG, TB, OB. Rows for games in 2018.

2019

Table with 11 columns: Date, Opponent, FGM, FGA, LG, XPM, XPA, PTS, KO, YDS, AVG, TB, OB. Rows for games in 2019.

2020

Table with 11 columns: Date, Opponent, FGM, FGA, LG, XPM, XPA, PTS, KO, YDS, AVG, TB, OB. Rows for games in 2020.

K - #99 Donovan Murphree

2019

Table with 11 columns: Date, Opponent, FGM, FGA, LG, XPM, XPA, PTS, KO, YDS, AVG, TB, OB. Rows for games in 2019.

2020

Table with 11 columns: Date, Opponent, FGM, FGA, LG, XPM, XPA, PTS, KO, YDS, AVG, TB, OB. Rows for games in 2020.

Air Force (3-2, 2-2)

10/3 Navy W 40-7
 10/24 *at San José State L 6-17
 10/31 *No. 25 Boise State L 30-49
 11/7 at Army No Contest
 11/14 *at Wyoming No Contest
 11/20 *New Mexico W 28-0
 11/26 *Colorado State No Contest
 12/3 *at Utah State W 35-7
 12/19 at Army

Hawai'i (3-4, 3-4)

10/24 *at Fresno State W 34-19
 10/30 *at Wyoming L 7-31
 11/7 *New Mexico W 39-33
 11/14 *at San Diego State L 10-34
 11/21 *Boise State L 32-40
 11/28 *Nevada W 24-21
 12/5 *at San José State L 24-35
 12/12 *UNLV

San José State (5-0, 5-0)

10/24 *Air Force W 17-6
 10/31 *at New Mexico W 38-21
 11/6 *at San Diego State W 28-17
 11/14 *UNLV W 34-17
 11/21 *at Fresno State No Contest
 11/28 *at Boise State No Contest
 12/5 *Hawai'i W 35-24
 12/11 *Nevada

Boise State (4-1, 4-0)

10/24 *Utah State W 42-13
 10/31 *at Air Force W 49-30
 11/6 No. 9 BYU L 17-51
 11/12 *Colorado State W 52-21
 11/21 *at Hawai'i W 40-32
 11/28 *San José State No Contest
 12/4 *at UNLV No Contest
 12/12 *at Wyoming

Nevada (6-1, 6-1)

10/24 *Wyoming W-OT 37-34
 10/31 *at UNLV W 37-19
 11/5 *Utah State W 34-9
 11/14 *at New Mexico W 27-20
 11/21 *San Diego State W 26-21
 11/28 *at Hawai'i L 21-24
 12/5 *Fresno State W 35-24
 12/11 *at San José State

UNLV (0-5, 0-5)

10/24 *at San Diego State L 6-34
 10/31 *Nevada L 19-37
 11/7 *Fresno State L 27-40
 11/14 *at San José State L 17-34
 11/21 *at Colorado State No Contest
 11/27 *Wyoming L 14-45
 12/4 *at Boise State No Contest
 12/12 *at Hawai'i

Colorado State (1-3, 1-3)

10/24 *New Mexico No Contest
 10/29 *at Fresno State L 17-38
 11/5 *Wyoming W 34-24
 11/12 *at Boise State L 21-52
 11/21 *UNLV No Contest
 11/26 *at Air Force No Contest
 12/5 *at San Diego State L 17-29
 12/12 *Utah State

New Mexico (1-5, 1-5)

10/24 *at Colorado State No Contest
 10/31 *San José State L 21-38
 11/7 *at Hawai'i L 33-39
 11/14 *Nevada L 20-27
 11/20 *at Air Force L 0-28
 11/26 *at Utah State L 27-41
 12/5 *Wyoming W 17-16
 12/12 *Fresno State

Utah State (1-5, 1-5)

10/24 *at Boise State L 13-42
 10/31 *San Diego State L 7-38
 11/5 *at Nevada L 9-34
 11/14 *Fresno State L 16-35
 11/19 *at Wyoming No Contest
 11/26 *New Mexico W 41-27
 12/3 *Air Force L 7-35
 12/12 *at Colorado State

Fresno State (3-2, 3-2)

10/24 *Hawai'i L 19-34
 10/29 *Colorado State W 38-17
 11/7 *at UNLV W 40-27
 11/14 *at Utah State W 35-16
 11/21 *San José State No Contest
 11/27 *San Diego State No Contest
 12/5 *at Nevada L 24-35
 12/12 *at New Mexico

San Diego State (4-2, 4-3)

10/24 *UNLV W 34-6
 10/31 *at Utah State W 38-7
 11/6 *San José State L 17-28
 11/14 *Hawai'i W 34-10
 11/21 *at Nevada L 21-26
 11/27 *at Fresno State No Contest
 11/27 at Colorado L 10-20
 12/5 *Colorado State W 29-17
 12/12 at BYU

Wyoming (2-3, 2-3)

10/24 *at Nevada L-OT 34-37
 10/30 *Hawai'i W 31-7
 11/5 *at Colorado State L 24-34
 11/14 *Air Force No Contest
 11/19 *Utah State No Contest
 11/27 *at UNLV W 45-14
 12/5 *at New Mexico L 16-17
 12/12 *Boise State

THE GONZALES FILE

Full Name: Daniel Ray Gonzales
Born: January 13, 1976
Birthplace: Albuquerque, N.M.
Alma Mater: New Mexico, 1999, B.A., Business Administration/General Management. New Mexico, 2002, M.A., Physical Education and Recreation
Playing Experience: New Mexico, 1995-98
Family: Wife, Sandra, children Cole, Jake, Chloe and Abby.



Danny Gonzales, a native of Albuquerque who played football at Valley High School before playing for UNM and then serving as an assistant coach, has come home.

Gonzales, who has taken part in bowl games in 14 of the past 16 seasons, enters his first season as the head coach of The University of New Mexico. Gonzales was hired on December 17, 2019. The announcement was made by Director of Athletics Eddie Nuñez at halftime of a Lobo men's basketball game, and then he was formally introduced at a press conference the next day at University Arena.

The new Lobo head coach is certainly familiar with UNM, as a player, staff member and as a Lobo assistant coach, as well as through his time coaching against UNM. He joined his mentor and former coach Rocky Long as Lobo football players returning to coach their alma mater. In a 2006 article in the Albuquerque Journal, Long predicted that Gonzales would one day be the head coach of the Lobos.

Gonzales came to UNM after spending the past two seasons at Arizona State as defensive coordinator, and the previous seven before that as safeties coach and defensive coordinator at San Diego State. In 2018, he was a nominee for the Broyles Award, given to the most outstanding assistant coach in college football.

Gonzales came to UNM as a walk-on safety and punter after playing for the Valley Vikings. Gonzales lettered three times with the Lobos and was the 1998 winner of the Chuck Cummings Memorial Award, which is given for morale and spirit, and was the Lobo Club First Team Award winner for unselfish devotion to the team. At UNM, Gonzales played under Dennis Franchione and the aforementioned Long. Gonzales was a part of UNM's 1997 WAC division championship team that went 9-4 and played in the 1997 Insight.com Bowl against Arizona.

After his playing career, he served as a graduate assistant for Long, helping UNM start a school-record seven consecutive bowl eligible seasons from 2001-07. In 2003, Gonzales moved over a few offices to become video coordinator, a role he held from 2003-05. From 2006-08, he coached safeties and special teams, and he was a part of the coaching staff for UNM's 2007 squad that went 9-4 and won the New Mexico Bowl 23-0 over the Colin Kaepernick-led Nevada Wolf Pack. That win ended a 46-year bowl victory drought for the university.

Under Gonzales' watch in 2007, former walk-on placekicker John Sullivan became UNM's third consensus All-America selection, hitting a school-record 29 field goals. Sullivan did that despite a torn ACL. Sullivan was just one of many specialists that excelled under the tutelage of Gonzales, a former punter and defensive back. In addition, placekicker Kenny Byrd was a first team All-MW pick, punter Jordan Scott was honorable mention, and kicker James Aho was named a Freshman All-America.

Future NFL draft picks Glover Quin (Houston Texans) and Quincy Black (Tampa Bay Buccaneers) also earned all-conference honors at safety under Gonzales.

Overall, Lobo safeties had 55 pass breakups over the 2007-08 seasons, and the 2007 New Mexico squad ranked 13th nationally in total defense, 14th in scoring defense and 20th in passing defense.

UNDER GONZALES...

NEW MEXICO RECORD WHEN 2020 OVERALL

Lobos lead after 1st quarter	0-2	0-2
Lobos trail after 1st quarter.....	1-2	1-2
Score tied after 1st quarter	0-1	0-1
Lobos lead after halftime	0-3	0-3
Lobos trail after halftime.....	1-2	1-2
Score tied after halftime.....	0-0	0-0
Lobos lead after 3rd quarter	0-0	0-0
Lobos trail after 3rd quarter.....	1-5	1-5
Score tied after 3rd quarter.....	0-0	0-0

SCHEDULE BREAKDOWN..... 2020 OVERALL

Overall	1-5	1-5
August	0-0	0-0
September.....	0-0	0-0
October	0-1	0-1
November.....	0-4	0-4
December.....	1-0	1-0

CONFERENCE GAMES 2020 OVERALL

Home.....	0-0	0-0
Road	0-4	0-4
Neutral	1-1	1-1

NON-CONFERENCE GAMES..... 2020 OVERALL

Home.....	0-0	0-0
Road	0-0	0-0

MISCELLANEOUS 2020 OVERALL

Games Decided by a TD or less (8 pts)....	1-2	1-2
Games Decided by a FG or less (3 pts) ...	1-0	1-0
Games Played on Grass	0-0	0-0
Games Played on Turf.....	1-5	1-5
Day Games (start before 5 pm) ..	1-1	1-1
Night Games (start 5 pm or later).....	0-4	0-4
vs. Ranked	0-0	0-0
Overtime	0-0	0-0

DANNY GONZALES YEAR-BY-YEAR COLLEGIATE COACHING RECORD

School (Pos.)	Year	Overall			Conference			Bowl
		W	L	.PCT	W	L	.PCT	
New Mexico (G.A.)	1999	4	7	.364	3	4	.429	
New Mexico (G.A.)	2000	5	7	.417	3	4	.429	
New Mexico (G.A.)	2001	6	5	.545	4	3	.571	
New Mexico (G.A.)	2002	7	7	.500	5	2	.714	Las Vegas Bowl (L)
New Mexico (Video Coord.)	2003	8	5	.615	5	2	.714	Las Vegas Bowl (L)
New Mexico (Video Coord.)	2004	7	5	.583	5	2	.714	Emerald Bowl (L)
New Mexico (Video Coord.)	2005	6	5	.545	4	4	.500	
New Mexico (Saf./Special Teams)	2006	6	7	.462	4	4	.500	New Mexico Bowl (L)
New Mexico (Saf./Special Teams)	2007	9	4	.692	5	3	.625	New Mexico Bowl (W)
New Mexico (Saf./Special Teams)	2008	4	8	.333	2	6	.333	
San Diego State (Safeties)	2011	8	5	.615	4	3	.571	New Orleans (L)
San Diego State (Safeties)	2012	9	4	.692	7	1	.825*	Poinsettia (L)
San Diego State (Safeties)	2013	8	5	.615	6	2	.750	Famous Idaho Potato (W)
San Diego State (Safeties)	2014	7	6	.538	5	3	.625^	Poinsettia (L)
San Diego State (Safeties)	2015	11	3	.786	8	0	1.000*^	Hawai'i (W)
San Diego State (Safeties)	2016	11	3	.786	6	2	.750*^	Las Vegas (W)
San Diego State (Safeties)	2017	10	3	.769	6	2	.750	Armed Forces (L)
Arizona State (Defensive Coordinator)	2018	7	6	.538	5	4	.556	Las Vegas (L)
Arizona State (Defensive Coordinator)	2019	7	5	.583	3	6	.333	Sun
New Mexico (Head Coach)	2020	1	5	.000	1	5	.000	
Totals (20 seasons)		141	105	.573	91	62	.595	

New Mexico Inside Opponent Red-Zone

Date	Opponent	Score	Times		Total Pts	Rush			Pass FGs Made	Failed to score inside RZ					
			In RZ	Scored		TDs	TDs	TDs		FGA	Down	Int	Fumb	Half	Game
Oct 31, 2020	at San Jose State	L 21-38	2	2	14	2	1	1	0	0	0	0	0	0	0
Nov 07, 2020	at Hawai'i	L 33-39	2	2	6	0	0	0	2	0	0	0	0	0	0
Nov 14, 2020	vs Nevada	L 20-27	3	3	17	2	1	1	1	0	0	0	0	0	0
Nov 20, 2020	at Air Force	L 0-28	3	0	0	0	0	0	0	2	0	1	0	0	0
Nov 26, 2020	at Utah State	L 27-41	3	3	17	2	2	0	1	0	0	0	0	0	0
Dec 05, 2020	vs Wyoming	W 17-16	1	0	0	0	0	0	0	0	1	0	0	0	0
Dec 12, 2020	vs Fresno State														
Totals			14	10	54	6	4	2	4	2	1	1	0	0	0

10 of 14 (71.4%)

Opponents Inside New Mexico Red-Zone

Date	Opponent	Score	Times		Total Pts	Rush			Pass FGs Made	Failed to score inside RZ					
			In RZ	Scored		TDs	TDs	TDs		FGA	Down	Int	Fumb	Half	Game
Oct 31, 2020	at San Jose State	L 21-38	2	2	10	1	0	1	1	0	0	0	0	0	0
Nov 07, 2020	at Hawai'i	L 33-39	1	1	7	1	1	0	0	0	0	0	0	0	0
Nov 14, 2020	vs Nevada	L 20-27	2	2	6	0	0	0	2	0	0	0	0	0	0
Nov 20, 2020	at Air Force	L 0-28	4	3	21	3	3	0	0	0	1	0	0	0	0
Nov 26, 2020	at Utah State	L 27-41	2	1	3	0	0	0	1	0	0	0	1	0	0
Dec 05, 2020	vs Wyoming	W 17-16	4	3	9	0	0	0	3	0	0	0	1	0	0
Dec 12, 2020	vs Fresno State														
Totals			15	12	56	5	4	1	7	0	1	0	2	0	0

12 of 15 (80.0%)

2020 STARTING LINEUPS

OFFENSE

OPPONENT	QB	WR	WR	WR/RB*/TE#	RB	TE/WR*/RB#	LT	LG	C	RG	RT
@CSU	No Contest	No Contest	No Contest	No Contest	No Contest	No Contest	No Contest	No Contest	No Contest	No Contest	No Contest
SJSU	Tuioti	Queen	An. Erickson	Wooden	Kress	Williams	Briggs	Cook	Stapley	Gutierrez	Saltes
@HAW	Tuioti	Logan-Greene	An. Erickson	Jarvis#	Cole	Williams	Briggs	Cook	Stapley	Gutierrez	Saltes
NEV	Hall	Logan-Greene	An. Erickson	Kress	Cole	Jarvis	Briggs	Cook	Stapley	Gutierrez	Davis
@AF	Hall	Logan-Greene	An. Erickson	Kress	Cole	Williams	Briggs	Cook	Stapley	Gutierrez	Saltes
@USU	Hall	Logan-Greene	An. Erickson	Queen	N. Jones	Williams	Briggs	Cook	Stapley	Gutierrez	Saltes
WYO	Genal	Wooden	An. Erickson	Patterson III	Cole	Williams	Briggs	Cook	Stapley	Gutierrez	Saltes

DEFENSE

OPPONENT	LE	NT/MLB#	RE	LLB	MLB	RLB	LCB	LWOLF	LOBO	RWOLF	RCB
@CSU	No Contest	No Contest	No Contest	No Contest	No Contest	No Contest	No Contest	No Contest	No Contest	No Contest	No Contest
SJSU	Saltonstall	Pauni	Noble	Sanders	Shook	Miller	Wilson	Reed	Combs	Beaton	Hunt
@HAW	Saltonstall	Pauni	Noble	Sanders	Hunter	Miller	LoVett III	Reed	Combs	Peek	Collier
NEV	Saltonstall	Hunter#	Noble	Sanders	Shook	Miller	Martin	Reed	Combs	Beaton	Collier
@AF	Saltonstall	Pauni	Noble	Sanders	Shook	Miller	Martin	Reed	Combs	Beaton	Collier
@USU	Saltonstall	Gansallo	Noble	Sanders	Shook	Miller	Martin	Reed	Combs	Beaton	Collier
WYO	Saltonstall	Gansallo	Noble	Sanders	Shook	Miller	Martin	Lowery	Hannah (LB)	Peek	Hightower

Date	Opponent	Score	Overall	Conference	Time	Attend
* Oct 31, 2020	at San Jose State	L 21-38	0-1	0-1	3:41	
* Nov 07, 2020	at Hawai'i	L 33-39	0-2	0-2	3:22	
* Nov 14, 2020	vs Nevada	L 20-27	0-3	0-3	3:15	250
* Nov 20, 2020	at Air Force	L 0-28	0-4	0-4	3:05	100
* Nov 26, 2020	at Utah State	L 27-41	0-5	0-5	3:40	198
* Dec 05, 2020	vs Wyoming	W 17-16	1-5	1-5	3:19	250
* Dec 12, 2020	vs Fresno State					

Team Statistics

	NM	OPP
SCORING	118	189
Points Per Game	19.7	31.5
Points Off Turnovers	16	31
FIRST DOWNS	128	122
Rushing	57	53
Passing	57	59
Penalty	14	10
RUSHING YARDAGE	1071	1091
Yards gained rushing	1230	1166
Yards lost rushing	159	75
Rushing Attempts	241	218
Average Per Rush	4.4	5.0
Average Per Game	178.5	181.8
TDs Rushing	6	7
PASSING YARDAGE	1190	1631
Comp-Att-Int	108-197-6	117-176-5
Average Per Pass	6.0	9.3
Average Per Catch	11.0	13.9
Average Per Game	198.3	271.8
TDs Passing	7	15
TOTAL OFFENSE	2261	2722
Total Plays	438	394
Average Per Play	5.2	6.9
Average Per Game	376.8	453.7
KICK RETURNS: #-Yards	25-494	17-344
PUNT RETURNS: #-Yards	5-23	7-55
INT RETURNS: #-Yards	5-58	6-20
KICK RETURN AVERAGE	19.8	20.2
PUNT RETURN AVERAGE	4.6	7.9
INT RETURN AVERAGE	11.6	3.3
FUMBLES-LOST	9-3	11-7
PENALTIES-Yards	33-317	35-297
Average Per Game	52.8	49.5
PUNTS-Yards	31-1246	21-875
Average Per Punt	40.2	41.7
Net punt average	38.4	40.6
KICKOFFS-Yards	26-1515	38-2220
Average Per Kick	58.3	58.4
Net kick average	38.3	40.2
TIME OF POSSESSION/Game	30:22	29:38
3RD-DOWN Conversions	34/91	34/78
3rd-Down Pct	37%	44%
4TH-DOWN Conversions	2/8	5/10
4th-Down Pct	25%	50%
SACKS BY-Yards	6-37	13-93
MISC YARDS	0	0
TOUCHDOWNS SCORED	13	23
FIELD GOALS-ATTEMPTS	9-15	9-9
ON-SIDE KICKS	1-2	0-0
RED-ZONE SCORES	(10-14) 71%	(12-15) 80%
RED-ZONE TOUCHDOWNS	(6-14) 43%	(5-15) 33%
PAT-ATTEMPTS	(13-13) 100%	(22-22) 100%
ATTENDANCE	0	298
Games/Avg Per Game	0/0	4/74
Neutral Site Games		2/250

Score by Quarters	1st	2nd	3rd	4th	OT	Total
New Mexico	27	43	21	27	0	118
Opponents	27	58	62	42	0	189

Rushing	gp	att	gain	loss	net	avg	td	lg	avg/g
COLE, Bobby	6	79	420	10	410	5.2	3	36	68.3
JONES, Nathaniel	5	41	218	8	210	5.1	2	41	42.0
TUIOTI, Tevaka	2	19	164	24	140	7.4	1	26	70.0
HALL, Trae	4	39	171	69	102	2.6	0	17	25.5
CARROLL, Bryson	6	22	115	18	97	4.4	0	37	16.2
VIGILANT, Daevon	4	15	67	2	65	4.3	0	10	16.2
CHAVEZ, Isaiah	1	7	17	1	16	2.3	0	10	16.0
LOGAN-GREENE, Ema	6	7	22	8	14	2.0	0	8	2.3
WOODEN, Bobby	6	4	12	0	12	3.0	0	4	2.0
ALEXANDER, Chad	5	2	11	0	11	5.5	0	9	2.2
KRESS, Jordan	4	2	9	0	9	4.5	0	5	2.2
GENAL, Connor	2	1	4	0	4	4.0	0	4	2.0
TEAM	6	3	0	19	-19	-6.3	0	0	-3.2
Total	6	241	1230	159	1071	4.4	6	41	178.5
Opponents	6	218	1166	75	1091	5.0	7	62	181.8

Passing	gp	effic	comp-att-int	pct	yds	td	lg	avg/g
HALL, Trae	4	89.62	53-101-3	52.5	518	0	49	129.5
TUIOTI, Tevaka	2	133.48	37-66-1	56.1	475	4	52	237.5
GENAL, Connor	2	84.62	11-18-2	61.1	98	0	24	49.0
CHAVEZ, Isaiah	1	129.20	5-10-0	50.0	55	1	44	55.0
CARROLL, Bryson	6	614.80	2-2-0	100.0	44	2	28	7.3
Total	6	111.20	108-197-6	54.8	1190	7	52	198.3
Opponents	6	166.76	117-176-5	66.5	1631	15	69	271.8

Receiving	gp	no.	yds	avg	td	lg	avg/g
LOGAN-GREENE, Ema	6	23	222	9.7	0	49	37.0
ERICKSON, Andrew	6	17	264	15.5	2	46	44.0
KRESS, Jordan	4	12	224	18.7	2	52	56.0
WILLIAMS, Marcus	6	11	114	10.4	0	24	19.0
CARROLL, Bryson	6	9	79	8.8	0	19	13.2
PATTERSON III Cedric	6	7	87	12.4	1	39	14.5
WOODEN, Bobby	6	7	27	3.9	0	7	4.5
COLE, Bobby	6	5	75	15.0	1	44	12.5
VIGILANT, Daevon	4	5	11	2.2	0	9	2.8
ALEXANDER, Chad	5	5	10	2.0	0	6	2.0
JARVIS, Kyle	6	3	43	14.3	0	15	7.2
UMEH, Anselem	4	2	21	10.5	0	12	5.2
HALL, Trae	4	1	16	16.0	1	16	4.0
ERICKSON, Austin	1	1	-3	-3.0	0	0	-3.0
Total	6	108	1190	11.0	7	52	198.3
Opponents	6	117	1631	13.9	15	69	271.8

Punt Returns	no.	yds	avg	td	lg
LOGAN-GREENE, Ema	5	23	4.6	0	14
Total	5	23	4.6	0	14
Opponents	7	55	7.9	0	21

Interceptions	no.	yds	avg	td	lg
REED II, Jerrick	4	58	14.5	0	25
SHOOK, Brandon	1	0	0.0	0	0
Total	5	58	11.6	0	25
Opponents	6	20	3.3	0	20

Kick Returns	no.	yds	avg	td	lg
ALEXANDER, Chad	8	117	14.6	0	21
CARROLL, Bryson	6	101	16.8	0	35
LOGAN-GREENE, Ema	4	129	32.2	0	72
JONES, Nathaniel	4	85	21.2	0	34
VIGILANT, Daevon	2	37	18.5	0	20
LoVETT III, Michael	1	25	25.0	0	25
Total	25	494	19.8	0	72
Opponents	17	344	20.2	0	40

Fumble Returns	no.	yds	avg	td	lg
Total	0	0	0.0	0	0
Opponents	2	44	22.0	1	28

Scoring	td	fg	PAT				dxp	saf	pts
			kick	rush	rcv	pass			
STEINKAMP, George	-	6-11	8-8	-	-	-	-	-	26
COLE, Bobby	4	-	-	-	-	-	-	-	24
MURPHREE, Donovan	-	3-3	5-5	-	-	-	-	-	14
ERICKSON, Andrew	2	-	-	-	-	-	-	-	12
JONES, Nathaniel	2	-	-	-	-	-	-	-	12
KRESS, Jordan	2	-	-	-	-	-	-	-	12
PATTERSON III Cedric	1	-	-	-	-	-	-	-	6
HALL, Trae	1	-	-	-	-	-	-	-	6
TUIOTI, Tevaka	1	-	-	-	-	-	-	-	6
SHELLEY, Andrew	-	0-1	-	-	-	-	-	-	0
Total	13	9-15	13-13	-	-	-	-	-	118
Opponents	23	9-9	22-22	-	1	1-1	-	-	189

Total Offense	q	plays	rush	pass	total	avg/g
HALL, Trae	4	140	102	518	620	155.0
TUIOTI, Tevaka	2	85	140	475	615	307.5
COLE, Bobby	6	79	410	0	410	68.3
JONES, Nathaniel	5	41	210	0	210	42.0
CARROLL, Bryson	6	24	97	44	141	23.5
GENAL, Connor	2	19	4	98	102	51.0
CHAVEZ, Isaiah	1	17	16	55	71	71.0
VIGILANT, Daevon	4	15	65	0	65	16.2
LOGAN-GREENE, Ema	6	7	14	0	14	2.3
WOODEN, Bobby	6	4	12	0	12	2.0
ALEXANDER, Chad	5	2	11	0	11	2.2
KRESS, Jordan	4	2	9	0	9	2.2
TEAM	6	3	-19	0	-19	-3.2
Total	6	438	1071	1190	2261	376.8
Opponents	6	394	1091	1631	2722	453.7

Field Goals	fg	pct.	01-19	20-29	30-39	40-49	50-99	lg	blk
STEINKAMP, George	6-11	54.5	0-0	3-3	0-1	3-5	0-2	49	1
SHELLEY, Andrew	0-1	0.0	0-0	0-0	0-0	0-1	0-0	0	0
MURPHREE, Donovan	3-3	100.0	0-0	0-0	2-2	1-1	0-0	40	0

Punting	no.	yds	avg	lg	tb	fc	i20	50+	blk
DYER, Tyson	30	1234	41.1	54	0	15	15	3	1
TEAM	1	12	12.0	12	0	0	0	0	0
Total	31	1246	40.2	54	0	15	15	3	1
Opponents	21	875	41.7	56	0	6	7	3	0

FG Sequence	New Mexico	Opponents
San Jose State	46	(35)
Hawai'i	(27),(49),46,(24),(42)	(41)
Nevada	(26),(48)	(28),(34)
Air Force	50,51,37,40	-
Utah State	(39),(31)	(27),(44)
Wyoming	(40)	(29),(26),(25)
Fresno State	-	-

Kickoffs	no.	yds	avg	tb	ob	retn	net	ydIn
MURPHREE, Donovan	26	1515	58.3	7	1			
Total	26	1515	58.3	7	1	20.2	38.3	26
Opponents	38	2220	58.4	8	2	19.8	40.2	24

Numbers in (parentheses) indicate field goal was made.

All Purpose	g	rush	rcv	pr	kr	ir	total	avg/g
COLE, Bobby	6	410	75	0	0	0	485	80.8
LOGAN-GREEN	6	14	222	23	129	0	388	64.7
JONES, Nathani	5	210	0	0	85	0	295	59.0
CARROLL, Brys	6	97	79	0	101	0	277	46.2
ERICKSON, And	6	0	264	0	0	0	264	44.0
KRESS, Jordan	4	9	224	0	0	0	233	58.2
TUIOTI, Tevaka	2	140	0	0	0	0	140	70.0
ALEXANDER, C	5	11	10	0	117	0	138	27.6
HALL, Trae	4	102	16	0	0	0	118	29.5
WILLIAMS, Mar	6	0	114	0	0	0	114	19.0
VIGILANT, Daev	4	65	11	0	37	0	113	28.2
PATTERSON III	6	0	87	0	0	0	87	14.5
REED II, Jerrick	6	0	0	0	0	58	58	9.7
JARVIS, Kyle	6	0	43	0	0	0	43	7.2
WOODEN, Bobb	6	12	27	0	0	0	39	6.5
LoVETT III, Mich	4	0	0	0	25	0	25	6.2
UMEH, Anselem	4	0	21	0	0	0	21	5.2
CHAVEZ, Isaiah	1	16	0	0	0	0	16	16.0
GENAL, Connor	2	4	0	0	0	0	4	2.0
ERICKSON, Aus	1	0	-3	0	0	0	-3	-3.0
TEAM	6	-19	0	0	0	0	-19	-3.2
Total	6	1071	1190	23	494	58	2836	472.7
Opponents	6	1091	1631	55	344	20	3141	523.5

#	Defensive Leaders	gp	Tackles				tfl/yds	Sacks no-yds	Pass defense			Fumbles		blkd	
			ua	a	tot				int-yds	brup	qbh	rcv-yds	ff	kick	saf
46	SHOOK, Brandon	5	30	28	58	2.5-3	.	1-0	1	.	.	2	.	.	
1F	COMBS, Tavian	6	20	19	39	.	.	.	1	.	.	1	.	.	
98	NOBLE, Joey	6	17	19	36	3.0-16	2.0-15	.	.	.	1-0	1	.	.	
19	SANDERS, Devin	6	17	12	29	0.5-1	.	.	1	1	.	1	.	.	
3Z	PEEK, Patrick	6	15	11	26	2.0-7	.	.	2	.	1-0	.	.	.	
1C	BOLDEN, Nico	4	15	10	25	1.0-4	3	.	.	
1A	MILLER, Kameron	6	8	17	25	1.5-4	1	.	.	
9Z	REED II, Jerrick	6	18	6	24	1.0-1	.	4-58	2	.	1-0	.	.	.	
2	COLLIER, Tony	5	16	5	21	1.0-1	.	.	1	
15	BEATON, Letayveon	5	12	4	16	1.0-2	.	.	1	.	.	1	.	.	
23	HANNAH, Reco	2	6	4	10	0.5-0	
95	SALTONSTALL, Jake	6	4	6	10	1.0-9	1.0-9	.	1	.	2-0	.	.	.	
12	HUNT, Antonio	6	5	2	7	.	.	.	1	
5E	PAUNI, Elmer	5	1	6	7	0.5-1	
26	WILSON, Nic	1	5	2	7	
1D	LoVETT III, Michael	4	7	.	7	
4A	HUNTER, Dion	3	5	2	7	0.5-0	
9I	GANSALLO, Ben	3	1	5	6	1.0-6	1.0-6	
4Z	LOWERY, Shaddrick	3	3	3	6	
36	RILEY, Syaire	6	4	2	6	
8Z	MARTIN, Donte	4	6	.	6	1.0-2	1.0-2	.	2	
30	LEUTELE, Ray	6	5	1	6	1.0-2	
92	DARAME, Omar	6	2	2	4	1.0-1	
1G	BERTRAM, Ben	3	1	2	3	1.0-5	1.0-5	
52	SHEWELL, Ian	5	1	2	3	1-0	.	.	.	
34	COLE, Bobby	6	1	1	2	
51	SANTANA, Bryce	2	.	2	2	
24	HIGHTOWER, Corey	6	1	1	2	
6	CARROLL, Bryson	6	1	.	1	
2E	KIRKENDOLL, Marquae	5	.	1	1	
87	ERICKSON, Andrew	6	1	.	1	
45	WOISIN, Josh	6	.	1	1	
99	MURPHREE, Donovan	6	.	1	1	
48	SICAEROS, Troy	6	.	1	1	
TM	TEAM	6	1-0	.	.	.	
	Total	6	228	178	406	21-65	6-37	5-58	13	1	7-0	10	.	.	
	Opponents	6	238	214	452	38-167	13-93	6-20	21	18	3-44	3	2	.	

SEASON

CAREER

Rushing	gp	att	gain	loss	net	avg	td	lg	avg/g	gp	att	gain	loss	net	avg	td	lg	avg/g
COLE, Bobby	6	79	420	10	410	5.2	3	36	68.3	20	106	609	10	599	5.7	5	37	30.0
JONES, Nathaniel	5	41	218	8	210	5.1	2	41	42.0	5	41	218	8	210	5.1	2	41	42.0
TUIOTI, Tevaka	2	19	164	24	140	7.4	1	26	70.0	22	114	807	163	644	5.6	3	48	29.3
HALL, Trae	4	39	171	69	102	2.6	0	17	25.5	9	68	355	84	271	4.0	2	22	30.1
CARROLL, Bryson	6	22	115	18	97	4.4	0	37	16.2	19	140	735	53	682	4.9	2	56	35.9
VIGILANT, Daevon	4	15	67	2	65	4.3	0	10	16.2	14	32	125	7	118	3.7	1	15	8.4
CHAVEZ, Isaiah	1	7	17	1	16	2.3	0	10	16.0	1	7	17	1	16	2.3	0	10	16.0
LOGAN-GREENE, Ema	6	7	22	8	14	2.0	0	8	2.3	17	13	40	14	26	2.0	0	8	1.5
WOODEN, Bobby	6	4	12	0	12	3.0	0	4	2.0	6	4	12	0	12	3.0	0	4	2.0
ALEXANDER, Chad	5	2	11	0	11	5.5	0	9	2.2	9	7	36	0	36	5.1	0	9	4.0
KRESS, Jordan	4	2	9	0	9	4.5	0	5	2.2	16	2	9	0	9	4.5	0	5	0.6
GENAL, Connor	2	1	4	0	4	4.0	0	4	2.0	2	1	4	0	4	4.0	0	4	2.0
TEAM	6	3	0	19	-19	-6.3	0	0	-3.2									
Total	0	241	1230	159	1071	4.4	6	41	0.0									
Opponents	0	218	1166	75	1091	5.0	7	62	0.0									

Passing	gp	effic	comp-att-int	pct	yds	td	lg	avg/g	gp	effic	comp-att-int	pct	yds	td	lg	avg/g
HALL, Trae	4	89.62	53-101-3	52.5	518	0	49	129.5	9	99.47	68-129-5	52.7	680	4	49	75.6
TUIOTI, Tevaka	2	133.48	37-66-1	56.1	475	4	52	237.5	22	121.95	220-422-15	52.1	3079	20	69	140.0
GENAL, Connor	2	84.62	11-18-2	61.1	98	0	24	49.0	2	84.62	11-18-2	61.1	98	0	24	49.0
CHAVEZ, Isaiah	1	129.20	5-10-0	50.0	55	1	44	55.0	1	129.20	5-10-0	50.0	55	1	44	55.0
CARROLL, Bryson	6	614.80	2-2-0	100.0	44	2	28	7.3	19	409.87	2-3-0	66.7	44	2	28	2.3
Total	0	111.20	108-197-6	54.8	1190	7	52	0.0								
Opponents	0	166.76	117-176-5	66.5	1631	15	69	0.0								

Receiving	gp	no.	yds	avg	td	lg	avg/g	gp	no.	yds	avg	td	lg	avg/g
LOGAN-GREENE, Ema	6	23	222	9.7	0	49	37.0	17	42	415	9.9	0	49	24.4
ERICKSON, Andrew	6	17	264	15.5	2	46	44.0	6	17	264	15.5	2	46	44.0
KRESS, Jordan	4	12	224	18.7	2	52	56.0	16	40	754	18.9	8	59	47.1
WILLIAMS, Marcus	6	11	114	10.4	0	24	19.0	40	51	707	13.9	4	42	17.7
CARROLL, Bryson	6	9	79	8.8	0	19	13.2	19	11	91	8.3	0	19	4.8
PATTERSON III Cedric	6	7	87	12.4	1	39	14.5	20	15	285	19.0	3	62	14.2
WOODEN, Bobby	6	7	27	3.9	0	7	4.5	6	7	27	3.9	0	7	4.5
COLE, Bobby	6	5	75	15.0	1	44	12.5	20	5	75	15.0	1	44	3.8
VIGILANT, Daevon	4	5	11	2.2	0	9	2.8	14	9	22	2.4	0	9	1.6
ALEXANDER, Chad	5	5	10	2.0	0	6	2.0	9	5	10	2.0	0	6	1.1
JARVIS, Kyle	6	3	43	14.3	0	15	7.2	18	3	43	14.3	0	15	2.4
UMEH, Anselem	4	2	21	10.5	0	12	5.2	37	42	668	15.9	3	56	18.1
HALL, Trae	4	1	16	16.0	1	16	4.0	9	1	16	16.0	1	16	1.8
ERICKSON, Austin	1	1	-3	-3.0	0	0	-3.0	1	1	-3	-3.0	0	0	-3.0
Total	0	108	1190	11.0	7	52	0.0							
Opponents	0	117	1631	13.9	15	69	0.0							

Total Offense	g	plays	rush	pass	total	avg/g	g	plays	rush	pass	total	avg/g
HALL, Trae	4	140	102	518	620	155.0	9	197	271	680	951	105.7
TUIOTI, Tevaka	2	85	140	475	615	307.5	22	536	644	3079	3723	169.2
COLE, Bobby	6	79	410	0	410	68.3	20	106	599	0	599	30.0
JONES, Nathaniel	5	41	210	0	210	42.0	5	41	210	0	210	42.0
CARROLL, Bryson	6	24	97	44	141	23.5	19	143	682	44	726	38.2
GENAL, Connor	2	19	4	98	102	51.0	2	19	4	98	102	51.0
CHAVEZ, Isaiah	1	17	16	55	71	71.0	1	17	16	55	71	71.0
VIGILANT, Daevon	4	15	65	0	65	16.2	14	32	118	0	118	8.4
LOGAN-GREENE, Ema	6	7	14	0	14	2.3	17	13	26	0	26	1.5
WOODEN, Bobby	6	4	12	0	12	2.0	6	4	12	0	12	2.0
ALEXANDER, Chad	5	2	11	0	11	2.2	9	7	36	0	36	4.0
KRESS, Jordan	4	2	9	0	9	2.2	16	2	9	0	9	0.6
TEAM	6	3	-19	0	-19	-3.2						
Total	0	438	1071	1190	2261	0.0						
Opponents	0	394	1091	1631	2722	0.0						

SEASON

CAREER

Scoring	td fg			PAT			kick			PAT			dxp saf pts					
	td	fg	kick	rush	rcv	pass	dxp	saf	pts	td	fg	kick	rush	rcv	pass	dxp	saf	pts
STEINKAMP, George	-	6-11	8-8	-	-	-	-	-	26	-	6-11	8-8	-	-	-	-	-	26
COLE, Bobby	4	-	-	-	-	-	-	-	24	6	-	-	-	-	-	-	-	36
MURPHREE, Donovan	-	3-3	5-5	-	-	-	-	-	14	-	3-3	5-7	-	-	-	-	-	14
KRESS, Jordan	2	-	-	-	-	-	-	-	12	8	-	-	-	-	-	-	-	48
JONES, Nathaniel	2	-	-	-	-	-	-	-	12	2	-	-	-	-	-	-	-	12
ERICKSON, Andrew	2	-	-	-	-	-	-	-	12	2	-	-	-	-	-	-	-	12
HALL, Trae	1	-	-	-	-	-	-	-	6	3	-	-	-	-	0-1	-	-	18
PATTERSON III Cedric	1	-	-	-	-	-	-	-	6	3	-	-	-	-	-	-	-	18
TUIOTI, Tevaka	1	-	-	-	-	-	-	-	6	3	-	-	-	-	1-3	-	-	18
SHELLEY, Andrew	-	0-1	-	-	-	-	-	-	0	-	19-25	59-69	-	-	-	-	-	116
Total	13	9-15	13-13	-	-	-	-	-	118									
Opponents	23	9-9	22-22	-	1	1-1	-	-	189									

Punt Returns	no.	yds	avg	td	lg	no.	yds	avg	td	lg
LOGAN-GREENE, Ema	5	23	4.6	0	14	5	23	4.6	0	14
Total	5	23	4.6	0	14					
Opponents	7	55	7.9	0	21					

Kick Returns	no.	yds	avg	td	lg	no.	yds	avg	td	lg
ALEXANDER, Chad	8	117	14.6	0	21	12	191	15.9	0	26
CARROLL, Bryson	6	101	16.8	0	35	14	346	24.7	0	58
JONES, Nathaniel	4	85	21.2	0	34	4	85	21.2	0	34
LOGAN-GREENE, Ema	4	129	32.2	0	72	4	129	32.2	0	72
VIGILANT, Daevon	2	37	18.5	0	20	2	37	18.5	0	20
LoVETT III, Michael	1	25	25.0	0	25	8	195	24.4	0	29
Total	25	494	19.8	0	72					
Opponents	17	344	20.2	0	40					

Interceptions	no.	yds	avg	td	lg	no.	yds	avg	td	lg
REED II, Jerrick	4	58	14.5	0	25	5	101	20.2	1	43
SHOOK, Brandon	1	0	0.0	0	0	1	0	0.0	0	0
Total	5	58	11.6	0	25					
Opponents	6	20	3.3	0	20					

Fumble Returns	no.	yds	avg	td	lg	no.	yds	avg	td	lg
Total	0	0	0.0	0	0					
Opponents	2	44	22.0	1	28					

	SEASON								CAREER							
	g	rush	rcv	pr	kr	ir	total	avg/g	g	rush	rcv	pr	kr	ir	total	avg/g
All Purpose																
COLE, Bobby	6	410	75	0	0	0	485	80.8	20	599	75	0	4	0	678	33.9
LOGAN-GREEN	6	14	222	23	129	0	388	64.7	17	26	415	23	129	0	593	34.9
JONES, Nathani	5	210	0	0	85	0	295	59.0	5	210	0	0	85	0	295	59.0
CARROLL, Bryso	6	97	79	0	101	0	277	46.2	19	682	91	0	346	0	1119	58.9
ERICKSON, And	6	0	264	0	0	0	264	44.0	6	0	264	0	0	0	264	44.0
KRESS, Jordan	4	9	224	0	0	0	233	58.2	16	9	754	0	0	0	763	47.7
TUIOTI, Tevaka	2	140	0	0	0	0	140	70.0	22	644	0	0	0	0	644	29.3
ALEXANDER, C	5	11	10	0	117	0	138	27.6	9	36	10	0	191	0	237	26.3
HALL, Trae	4	102	16	0	0	0	118	29.5	9	271	16	0	0	0	287	31.9
WILLIAMS, Marc	6	0	114	0	0	0	114	19.0	40	0	707	0	45	0	752	18.8
VIGILANT, Daev	4	65	11	0	37	0	113	28.2	14	118	22	0	37	0	177	12.6
PATTERSON III	6	0	87	0	0	0	87	14.5	20	1	285	0	0	0	286	14.3
REED II, Jerrick	6	0	0	0	0	58	58	9.7	16	0	0	0	0	101	101	6.3
JARVIS, Kyle	6	0	43	0	0	0	43	7.2	18	0	43	0	0	0	43	2.4
WOODEN, Bobb	6	12	27	0	0	0	39	6.5	6	12	27	0	0	0	39	6.5
LoVETT III, Mich	4	0	0	0	25	0	25	6.2	16	0	0	0	195	0	195	12.2
UMEH, Anselem	4	0	21	0	0	0	21	5.2	37	0	668	0	25	0	693	18.7
CHAVEZ, Isaiah	1	16	0	0	0	0	16	16.0	1	16	0	0	0	0	16	16.0
GENAL, Connor	2	4	0	0	0	0	4	2.0	2	4	0	0	0	0	4	2.0
ERICKSON, Aust	1	0	-3	0	0	0	-3	-3.0	1	0	-3	0	0	0	-3	-3.0
TEAM	6	-19	0	0	0	0	-19	-3.2								
Total	0	1071	1190	23	494	58	2836	0.0								
Opponents	0	1091	1631	55	344	20	3141	0.0								

	Field Goals							
	att	good	long	blkd	att	good	long	blkd
STEINKAMP, George	11	6	49	1	11	6	49	1
MURPHREE, Donovan	3	3	40	0	3	3	40	0
SHELLEY, Andrew	1	0	0	0	25	19	53	0
Total	15	9	49	1				
Opponents	9	9	44	0				

	Punting									
	no.	yds	avg	lg	blk	no.	yds	avg	lg	blk
DYER, Tyson	30	1234	41.1	54	1	163	7230	44.4	84	2
TEAM	1	12	12.0	12	0					
Total	31	1246	40.2	54	1					
Opponents	21	875	41.7	56	0					

	Kickoffs									
	no.	yds	avg	tb	ob	no.	yds	avg	tb	ob
MURPHREE, Donovan	26	1515	58.3	7	1	81	4859	60.0	37	3
Total	26	1515	58.3	7	1					
Opponents	38	2220	58.4	8	2					

TEAM STATISTICS

Date	Opponent	Rushing				Receiving				Passing				Kick Returns				Punt Returns				tot off		
		no.	yds	td	lg	no.	yds	td	lg	cmp	att	int	yds	td	lg	no.	yds	td	lg	no.	yds		td	lg
Oct 31	at San Jose State	40	149	1	26	20	294	2	46	20	35	1	294	2	46	5	78	0	28	0	0	0	0	443
Nov 07	at Hawai'i	38	279	1	41	19	220	2	52	19	37	1	220	2	52	5	97	0	35	2	8	0	9	499
Nov 14	vs Nevada	44	141	1	17	18	211	1	42	18	33	1	211	1	42	4	83	0	34	1	14	0	14	352
Nov 20	at Air Force	25	83	0	12	23	221	0	49	23	42	1	221	0	49	1	7	0	7	0	0	0	0	304
Nov 26	at Utah State	44	196	2	37	17	152	1	28	17	32	1	152	1	28	6	93	0	21	1	1	0	1	348
Dec 05	vs Wyoming	50	223	1	36	11	92	1	44	11	18	1	92	1	44	4	136	0	72	1	0	0	0	315
New Mexico		241	1071	6	41	108	1190	7	52	108	197	6	1190	7	52	25	494	0	72	5	23	0	14	2261
		218	1091	7	62	117	1631	15	69	117	176	5	1631	15	69	17	344	0	40	7	55	0	21	2722

Games: 6 • Avg/rush: 4.4 • Avg/catch: 11.0 • Pass effic: 111.20 • KR avg: 19.8 • PR avg: 4.6 • All purpose avg/game: 472.7 • Total offense avg/gm: 376.8

Date	Opponent	Tackles			Sacks no-yds	Fumble		Pass Defense			blkd kick	PAT Attempts			off			
		ua	a	total		tfl-yds	ff	fr-yds	int-yds	qbh		brup	kick	rush	rcv	saf	t/o	pts
Oct 31	at San Jose State	47	26	73	2.0-6	0	0-0	0-0	1	3	0	3-3	0	0	0	0	0	21
Nov 07	at Hawai'i	48	12	60	3.0-14	1	1-0	2-28	0	2	0	3-3	0	0	0	10	33	
Nov 14	vs Nevada	30	36	66	9.0-28	1	0-0	1-25	0	3	0	2-2	0	0	0	3	20	
Nov 20	at Air Force	44	34	78	2.0-5	4	3-0	0-0	0	1	0	0-0	0	0	0	0	0	
Nov 26	at Utah State	37	22	59	2.0-4	3	2-0	0-0	0	1	0	3-3	0	0	0	3	27	
Dec 05	vs Wyoming	22	48	70	3.0-8	1	1-0	2-5	0	3	0	2-2	0	0	0	0	17	
New Mexico		228	178	406	21.0-65	10	7-0	5-58	1	13	0	13-13	0	0	0	16	118	
		238	214	452	38.0-167	3	3-44	6-20	18	21	2	22-22	0	1	0	31	189	

Date	Opponent	Punting							Field Goals			Kickoffs						
		no.	yds	avg	long	blkd	tb	fc	50+	i20	md-att	long	blkd	no.	yds	avg	tb	ob
Oct 31	at San Jose State	6	269	44.8	54	0	0	4	2	5	0-1	0	0	4	259	64.8	2	0
Nov 07	at Hawai'i	4	183	45.8	50	0	0	1	1	2	4-5	49	0	7	413	59.0	3	0
Nov 14	vs Nevada	6	224	37.3	49	0	0	2	0	3	2-2	48	0	4	251	62.8	1	0
Nov 20	at Air Force	4	162	40.5	47	0	0	3	0	2	0-4	0	1	1	65	65.0	1	0
Nov 26	at Utah State	5	182	36.4	48	1	0	0	0	0	2-2	39	0	6	278	46.3	0	1
Dec 05	vs Wyoming	6	226	37.7	46	0	0	5	0	3	1-1	40	0	4	249	62.2	0	0
New Mexico		31	1246	40.2	54	1	0	15	3	15	9-15	49	1	26	1515	58.3	7	1
		21	875	41.7	56	0	0	6	3	7	9-9	44	0	38	2220	58.4	8	2

Date	Opponent	Rushing				Receiving				Passing				Kick Returns				Punt Returns				tot off		
		no.	yds	td	lg	no.	yds	td	lg	cmp	att	int	yds	td	lg	no.	yds	td	lg	no.	yds		td	lg
Oct 31	at San Jose State	28	98	0	10	35	481	5	69	35	49	0	481	5	69	2	49	0	28	1	0	0	0	579
Nov 07	at Hawai'i	28	93	1	19	33	410	4	64	33	44	2	410	4	64	4	78	0	27	1	9	0	9	503
Nov 14	vs Nevada	23	52	0	16	25	340	3	61	25	39	1	340	3	61	3	53	0	26	3	33	0	21	392
Nov 20	at Air Force	63	356	4	44	4	66	0	28	4	5	0	66	0	28	0	0	0	0	0	0	0	0	422
Nov 26	at Utah State	38	209	1	62	15	243	3	36	15	22	0	243	3	36	4	57	0	23	2	13	0	10	452
Dec 05	vs Wyoming	38	283	1	58	5	91	0	54	5	17	2	91	0	54	4	107	0	40	0	0	0	0	374
Opponents		218	1091	7	62	117	1631	15	69	117	176	5	1631	15	69	17	344	0	40	7	55	0	21	2722
		241	1071	6	41	108	1190	7	52	108	197	6	1190	7	52	25	494	0	72	5	23	0	14	2261

Games: 6 • Avg/rush: 5.0 • Avg/catch: 13.9 • Pass effic: 166.76 • KR avg: 20.2 • PR avg: 7.9 • All purpose avg/game: 523.5 • Total offense avg/gm: 453.7

Date	Opponent	Tackles				Sacks no-yds	Fumble		Pass Defense			blkd kick	PAT Attempts			off			
		ua	a	total	tfl-yds		ff	fr-yds	int-yds	qbh	brup		kick	rush	rcv	saf	t/o	pts	
Oct 31	at San Jose State	44	28	72	7.0-38	3.0-24	0	0-0	1-0	4	3	0	5-5	0	0	0	0	7	38
Nov 07	at Hawai'i	45	20	65	7.0-18	2.0-8	0	0-0	1-0	7	5	0	4-4	0	1	0	0	0	39
Nov 14	vs Nevada	35	56	91	8.0-30	2.0-10	0	0-0	1-0	0	3	0	3-3	0	0	0	7	27	
Nov 20	at Air Force	31	28	59	3.0-26	2.0-22	1	1-0	1-20	4	4	1	4-4	0	0	0	7	28	
Nov 26	at Utah State	50	28	78	8.0-44	4.0-29	2	1-16	1-0	3	6	1	5-5	0	0	0	7	41	
Dec 05	vs Wyoming	33	54	87	5.0-11	0.0-0	0	1-28	1-0	0	0	0	1-1	0	0	0	3	16	
Opponents		238	214	452	38.0-167	13.0-93	3	3-44	6-20	18	21	2	22-22	0	1	0	31	189	
		228	178	406	21.0-65	6.0-37	10	7-0	5-58	1	13	0	13-13	0	0	0	16	118	

Date	Opponent	Punting										Field Goals			Kickoffs				
		no.	yds	avg	long	blkd	tb	fc	50+	i20	md-att	long	blkd	no.	yds	avg	tb	ob	
Oct 31	at San Jose State	5	210	42.0	46	0	0	2	0	1	1-1	35	0	7	394	56.3	1	0	
Nov 07	at Hawai'i	4	171	42.8	45	0	0	1	0	1	1-1	41	0	7	412	58.9	1	1	
Nov 14	vs Nevada	4	173	43.2	56	0	0	0	2	1	2-2	34	0	6	379	63.2	2	0	
Nov 20	at Air Force	2	96	48.0	52	0	0	1	1	1	0-0	0	0	5	271	54.2	2	0	
Nov 26	at Utah State	2	85	42.5	47	0	0	0	0	2	2-2	44	0	8	463	57.9	1	1	
Dec 05	vs Wyoming	4	140	35.0	39	0	0	2	0	1	3-3	29	0	5	301	60.2	1	0	
Opponents		21	875	41.7	56	0	0	6	3	7	9-9	44	0	38	2220	58.4	8	2	
		31	1246	40.2	54	1	0	15	3	15	9-15	49	1	26	1515	58.3	7	1	

PASSING

#10 HALL, Trae	Comp	Att	Int	Pct	Yards	TD	Long	Sacked	Effic
Hawai'i	2	6	1	33.3	39	0	20	2-8	54.60
Nevada	17	32	1	53.1	195	0	42	2-10	98.06
Air Force	23	42	1	54.8	221	0	49	2-22	94.20
Utah State	11	21	0	52.4	63	0	15	4-29	77.58
TOTALS	53	101	3	52.5	518	0	49	10-69	89.62

#8 TUIOTI, Tevaka	Comp	Att	Int	Pct	Yards	TD	Long	Sacked	Effic
San Jose State	20	35	1	57.1	294	2	46	3-24	140.85
Hawai'i	17	31	0	54.8	181	2	52	0-0	125.17
TOTALS	37	66	1	56.1	475	4	52	3-24	133.48

#16 GENAL, Connor	Comp	Att	Int	Pct	Yards	TD	Long	Sacked	Effic
Utah State	5	10	1	50.0	61	0	24	0-0	81.24
Wyoming	6	8	1	75.0	37	0	14	0-0	88.85
TOTALS	11	18	2	61.1	98	0	24	0-0	84.62

#13 CHAVEZ, Isaiah	Comp	Att	Int	Pct	Yards	TD	Long	Sacked	Effic
Wyoming	5	10	0	50.0	55	1	44	0-0	129.20
TOTALS	5	10	0	50.0	55	1	44	0-0	129.20

#6 CARROLL, Bryson	Comp	Att	Int	Pct	Yards	TD	Long	Sacked	Effic
Nevada	1	1	0	100.0	16	1	16	0-0	564.40
Utah State	1	1	0	100.0	28	1	28	0-0	665.20
TOTALS	2	2	0	100.0	44	2	28	0-0	614.80

RUSHING & RECEIVING

RUSHING	No-Yds/TD	SJSU	UH	NEV	AF	USU	WYO	FS
COLE, Bobby	79-410/3	8-40/0	14-96/0	17-90/1	6-29/0	12-24/2	22-131/0	
JONES, Nathanie	41-210/2	DNP	13-96/1	5-11/0	6-29/0	6-19/0	11-55/1	
TUIOTI, Tevaka	19-140/1	14-69/1	5-71/0	DNP	DNP	DNP	DNP	
HALL, Trae	39-102/0	DNP	2--8/0	16-27/0	8-13/0	13-70/0	DNP	
CARROLL, Bryson	22-97/0	8-8/0	2-10/0	2--6/0	-	5-62/0	5-23/0	
VIGILANT, Daevo	15-65/0	5-19/0	1-6/0	DNP	3-15/0	6-25/0	DNP	
CHAVEZ, Isaiah	7-16/0	DNP	DNP	DNP	DNP	DNP	7-16/0	
LOGAN-GREENE, E	7-14/0	3-4/0	1-8/0	1-6/0	1-4/0	1--8/0	-	
WOODEN, Bobby	4-12/0	-	-	1-2/0	-	-	3-10/0	
ALEXANDER, Chad	2-11/0	-	DNP	2-11/0	-	-	-	
KRESS, Jordan	2-9/0	2-9/0	-	-	-	DNP	DNP	
GENAL, Connor	1-4/0	DNP	DNP	DNP	DNP	1-4/0	-	
TEAM	3--19/0	-	-	-	1--7/0	-	2--12/0	

RECEIVING	No-Yds/TD	SJSU	UH	NEV	AF	USU	WYO	FS
ERICKSON, Andre	17-264/2	3-72/1	2-27/0	2-49/0	4-47/0	5-55/1	1-14/0	
KRESS, Jordan	12-224/2	3-27/0	3-93/2	2-50/0	4-54/0	DNP	DNP	
LOGAN-GREENE, E	23-222/0	6-47/0	7-52/0	5-56/0	3-64/0	2-3/0	-	
WILLIAMS, Mar.	11-114/0	2-41/0	-	1-2/0	3-16/0	3-43/0	2-12/0	
PATTERSON III,	7-87/1	1-39/1	1-5/0	-	2-6/0	3-37/0	-	
CARROLL, Bryson	9-79/0	3-40/0	3-34/0	2-2/0	-	1-3/0	-	
COLE, Bobby	5-75/1	-	-	3-22/0	-	-	2-53/1	
JARVIS, Kyle	3-43/0	2-28/0	-	1-15/0	-	-	-	
WOODEN, Bobby	7-27/0	-	-	-	2-11/0	-	5-16/0	
UMEH, Anselem	2-21/0	-	DNP	DNP	1-12/0	1-9/0	-	
HALL, Trae	1-16/1	DNP	-	1-16/1	-	-	DNP	
VIGILANT, Daevo	5-11/0	-	3-9/0	DNP	-	2-2/0	DNP	
ALEXANDER, Chad	5-10/0	-	DNP	1--1/0	4-11/0	-	-	
ERICKSON, Austi	1--3/0	DNP	DNP	DNP	DNP	DNP	1--3/0	

All games

Total Tackles	UA-A	Total	SJSU	UH	NEV	AF	USU	WYO	FS
SHOOK, Brandon	30-28	58	7-3	DNP	3-5	11-8	5-3	4-9	
COMBS, Tavian	20-19	39	6-4	5-2	1-6	4-1	4-3	0-3	
NOBLE, Joey	17-19	36	1-1	0-1	6-4	7-4	1-2	2-7	
SANDERS, Devin	17-12	29	4-1	6-2	0-2	3-3	3-3	1-1	
PEEK, Patrick	15-11	26	4-2	2-0	2-1	1-2	3-3	3-3	
BOLDEN, Nico	15-10	25	DNP	5-1	2-2	5-7	3-0	DNP	
MILLER, Kameron	8-17	25	3-2	3-1	0-5	1-1	1-0	0-8	
REED II, Jerric	18-6	24	6-1	3-0	6-2	1-2	2-0	0-1	
COLLIER, Tony	16-5	21	DNP	5-2	3-2	4-1	3-0	1-0	
BEATON, Letayve	12-4	16	3-1	1-0	2-1	2-2	4-0	DNP	
HANNAH, Reco	6-4	10	DNP	3-0	DNP	DNP	DNP	3-4	
SALTONSTALL, Ja	4-6	10	1-0	1-0	-	1-2	-	1-4	
WILSON, Nic	5-2	7	5-2	DNP	DNP	DNP	DNP	DNP	
HUNT, Antonio	5-2	7	3-2	-	-	-	2-0	-	
LoVETT III, Mic	7-0	7	DNP	5-0	DNP	-	1-0	1-0	
PAUNI, Elmer	1-6	7	1-4	-	0-1	-	0-1	DNP	
HUNTER, Dion	5-2	7	-	4-1	1-1	DNP	DNP	DNP	
GANSALLO, Ben	1-5	6	DNP	DNP	DNP	-	0-2	1-3	
RILEY, Syaire	4-2	6	-	1-0	1-1	2-1	-	-	
MARTIN, Donte	6-0	6	DNP	DNP	1-0	1-0	4-0	-	
LEUTELE, Ray	5-1	6	-	2-0	2-0	-	0-1	1-0	
LOWERY, Shad.	3-3	6	DNP	DNP	-	DNP	1-0	2-3	
DARAME, Omar	2-2	4	1-1	1-0	0-1	-	-	-	
BERTRAM, Ben	1-2	3	1-0	-	DNP	DNP	0-2	DNP	
SHEWELL, Ian	1-2	3	0-1	1-1	-	-	DNP	-	
HIGHTOWER, Core	1-1	2	-	-	-	-	-	1-1	
SANTANA, Bryce	0-2	2	DNP	DNP	DNP	DNP	0-2	-	
COLE, Bobby	1-1	2	-	-	-	-	-	1-1	
MURPHREE, Donovan	0-1	1	-	-	0-1	-	-	-	
ERICKSON, Andre	1-0	1	1-0	-	-	-	-	-	
KIRKENDOLL, Mar	0-1	1	0-1	-	-	DNP	-	-	
CARROLL, Bryson	1-0	1	-	-	-	1-0	-	-	
WOISIN, Josh	0-1	1	-	0-1	-	-	-	-	
SICAEROS, Troy	0-1	1	-	-	0-1	-	-	-	

INDIVIDUAL**50-YARD TOUCHDOWN RUN**

New Mexico: 67, Ahmari Davis vs. Hawai'i (10/26/2019)

Opponent: 58, Trey Smith, Wyoming (12/5/2020)

70-YARD RUN

New Mexico: 73, Teriyon Gipson vs. Wyoming (11/26/2016)

Opponent: 76, Cole McDonald, Hawai'i (10/26/2019)

70-YARD RECEPTION

New Mexico: 74, Elijah Lilly from Sheriron Jones at UNLV (10/6/2018)

Opponent: 76, Benjamin Waters from Darrell Hammond III, Air Force (11/23/2019)

30 RUSHING ATTEMPTS

New Mexico: 30, Tyrone Owens at New Mexico State (9/15/2018)

Opponent: 33, Xavier Valladay, Wyoming (10/19/2019)

150 YARDS RUSHING

New Mexico: 200, Ahmari Davis vs. Hawai'i (10/26/2019)

Opponent: 154, Trey Smith, Wyoming (12/5/2020)

200 YARDS RUSHING

New Mexico: 200, Ahmari Davis vs. Hawai'i (10/26/2019)

Opponent: 253, Jonathan Taylor, Wisconsin (9/8/2018)

TWO PLAYERS, 100 + YARDS RUSHING

New Mexico: Tyrone Owens (164), Daryl Chestnut (145) & Lamar Jordan (116) vs. UNLV (11/17/2017)

Opponent: Xavier Valladay (127) & Sean Chambers (117) Wyoming (10/19/2019)

THREE PLAYERS, 100 + YARDS RUSHING

New Mexico: Tyrone Owens (164), Daryl Chestnut (145) & Lamar Jordan (116) vs. UNLV (11/17/2017)

Opponent: Marvin Kinsey (127), Izzy Matthews (107) & Dalyn Dawkins (102), Colorado State (11/19/2016)

30 PASS COMPLETIONS

New Mexico: 30, B.R. Holbrook vs. Texas Tech (9/11/2010)

Opponent: 33, Chevan Cordeiro, Hawai'i (11/7/2020)

50 PASS ATTEMPTS

New Mexico: 50, B.R. Holbrook vs. Texas Tech (2010)

Opponent: 57, Tyler Rogers, New Mexico State (9/9/2017)

400 YARDS PASSING

New Mexico: 408, Casey Kelly vs. UNLV (11/1/2003)

Opponent: 410, Chevan Cordeiro, Hawai'i (11/7/2020)

100 YARDS RUSHING & PASSING

New Mexico: Trae Hall (154 rushing, 107 passing) vs. Utah State (11/30/2019)

Opponent: Andrew Peasley (118 rushing, 239 passing), Utah State (11/26/2020)

500 YARDS TOTAL OFFENSE

New Mexico: 594, Jeremy Leach vs. Utah (11/11/1989)

Opponent: 527, Derek Carr, Fresno State (11/23/2013)

10 PASS RECEPTIONS

New Mexico: 11, Ty Kirk vs. New Mexico State (10/1/2011)

Opponent: 10, Bailey Gaither, San José State (10/31/2020)

150 YARDS RECEIVING

New Mexico: 209, Deon Long vs. Sam Houston State (9/24/2011)

Opponent: 208, Bailey Gaither, San José State (10/31/2020)

2+ PLAYERS, 100 + YARDS RECEIVING

New Mexico: Deon Long (209) & Ty Kirk (127) vs. Sam Houston State (9/24/2011)

Opponent: Bailey Gaither (208) & Tre Walker (107), San José State (10/31/2020)

SCORED THREE TOUCHDOWNS

New Mexico: 3, Tyrone Owens vs. Liberty (9/29/2018)

Opponent: 3, Brad Roberts, Air Force (11/20/2020)

FOUR TOUCHDOWN PASSES

New Mexico: 4, Sheriron Jones at UNLV (10/6/2018)

Opponent: 4, Chevan Cordeiro, Hawai'i (11/7/2020)

FOUR RUSHING TOUCHDOWNS

New Mexico: 4, Ahmari Davis at New Mexico State (9/15/2018)

Opponent: 3, Brad Roberts, Air Force (11/20/2020)

THREE TOUCHDOWN RECEPTIONS

New Mexico: 3, Deon Long vs. Sam Houston State (2011)

Opponent: 3, Romeo Doubs, Nevada (11/14/2020)

FIVE FIELD GOALS

New Mexico: 5, James Aho vs. Arizona (2008)

Opponent: 5, Drew Dunning, Washington St. (2003)

50-YARD FIELD GOAL

New Mexico: 52, Andrew Shelley at Liberty (9/28/2019)

Opponent: 52, Wyatt Bryan, Colorado State (10/20/2017)

TWO INTERCEPTIONS

New Mexico: 2, Jerrick Reed at Hawai'i (11/7/2020)

Opponent: 2, Tariq Thompson, San Diego State (11/24/2017)

TWO FUMBLE RECOVERIES

New Mexico: 2, Adebayo Soremekun vs. San Diego St. (11/3/2018)

Opponent: 2, Sonatane Lui, Boise State, 11/16/2019

PUNT RETURN FOR TOUCHDOWN (no block)

New Mexico: 86 yards, Marcus Hayes vs. Boise State (11/16/2018)

Opponent: 90 yards, Christian Kirk, Texas A&M (11/11/2017)

TWO PUNT RETURNS FOR TOUCHDOWN (no block)

New Mexico: Has not occurred

Opponent: 64 yards, 61 yards Cliff Harris, Oregon (2010)

KICKOFF RETURN FOR A TOUCHDOWN

New Mexico: 100 yards, Elijah Lilly vs. Texas A&M (11/11/2017)

Opponent: 100 yards, Mike Edwards, Hawai'i (10/13/2012)

INTERCEPTION RETURN FOR TOUCHDOWN

New Mexico: 43 yards, Jerrick Reed II vs. New Mexico State (9/21/2019)

Opponent: 14 yards, Solomon Matautia, Hawai'i (10/26/2019)

BLOCKED PAT

New Mexico: Adebayo Soremekun at San José State (10/4/2019)

Opponent: Jacoby Wildman, Utah State (11/30/2019)

BLOCKED FIELD GOAL

New Mexico: Nahje Flowers at San José State (10/4/2019)

Opponent: Michael Purcell, Air Force (11/20/2020)

BLOCKED FIELD GOAL RETURN

New Mexico: 45 yards, Anthony Hooks vs. UTEP (2010)

Opponent: Has not occurred

BLOCKED PUNT

New Mexico: Victor James at San Diego State (10/31/2009)

Opponent: Kina Maile, Utah State (11/26/2020)

FUMBLE RETURN FOR A TOUCHDOWN

New Mexico: 0 yards, Jalin Burrell at Air Force (11/10/2018)

Opponent: 16 yards, Kina Maile, Utah State (11/26/2020)

DEFENSIVE TWO-POINT CONVERSION

New Mexico: Jalin Burrell vs. New Mexico State (9/9/2017)

Opponent: Milton Bugg III, Air Force (11/23/2019)

TEAM**OVERTIME GAME**

Won 42-35 (OT) at UTEP (2013)

SHUTOUT

New Mexico: 66-0 vs. Mississippi Valley State (9/5/2015); FBS: 24-0 vs. Wyoming (10/4/2008)

Opponent: 28-0, Air Force (11/20/2020)

50 POINTS

New Mexico: 55 vs. New Mexico State (9/21/2019)

Opponent: 52, New Mexico State (9/21/2019)

60 RUSHING ATTEMPTS

New Mexico: 60 at UNLV (10/6/2018)

Opponent: 63, Air Force (11/20/2020)

300 YARDS RUSHING

New Mexico: 319 vs. Incarnate Word (9/1/2018)

Opponent: 356, Air Force (11/20/2020)

400 YARDS RUSHING

New Mexico: 482, UNLV (11/17/2017)

Opponent: 478, Air Force (11/10/2018)

FOUR RUSHING TDS

New Mexico: 4, Sam Houston State (8/31/2019)

Opponent: 4, Air Force (11/20/2020)

400 YARDS PASSING

New Mexico: 434 vs. Sam Houston State (9/24/2011)

Opponent: 410, Hawai'i, (11/7/2020)

FOUR PASSING TDS

New Mexico: 4 at UNLV (10/6/2018)

Opponent: 4, Hawai'i, (11/7/2020)

500 YARDS TOTAL OFFENSE

New Mexico: 500 vs. Hawai'i (10/26/2019)

Opponent: 503, Hawai'i, (11/7/2020)

30 FIRST DOWNS

New Mexico: 32, Incarnate Word (9/1/2018)

Opponent: 30, Boise State (11/16/2018)

INTERCEPTED FIVE PASSES

New Mexico: 5 at New Mexico State (9/15/2018)

Opponent: 5, Wyoming (10/28/2017)

100 YARDS IN PENALTIES

New Mexico: 102 vs. Colorado State (10/11/2019)

Opponent: 117, Colorado State (10/11/2019)

NO PENALTIES

New Mexico: Air Force (11/10/2018)

Opponent: Researching

LOST FIVE FUMBLES

New Mexico: 5 vs. Brigham Young (10/25/1984)

Opponent: 5, Air Force (10/25/2007)

FAILED TO GAIN 100 YARDS RUSHING

New Mexico: 83 at Air Force (11/20/2020)

Opponent: 52, Nevada (11/14/2020)

FAILED TO GAIN 100 YARDS PASSING

New Mexico: 92 vs. Wyoming (12/5/2020)

Opponent: 91, Wyoming (12/5/2020)

FAILED TO GAIN 200 YARDS TOTAL OFFENSE

New Mexico: 83 vs. Wyoming (11/24/2018)

Opponent: 166, UNLV (10/6/2018)

RECORDED A SAFETY

New Mexico: Jermane Conyers tackled Utah State's Derrick Thompson in the end zone after a fumbled handoff (10/27/2018)

Opponent: Team safety, TCU (11/28/2009)

NO PUNTS

New Mexico: vs. Colorado State (11/16/2013)

Opponent: Air Force (11/23/2015)

SCORED TDS ON OFFENSE, DEFENSE AND SPECIAL TEAMS

New Mexico: vs. ULM (10/22/2016)

Opponent: Utah (2010)

TOP MARKS BY UNM OPPONENTS VS. LOBOS

	INDIVIDUAL	TEAM	INDIVIDUAL	TEAM
First Downs	40, Boise State (11/14/2015)		INTs	3, Gerald Campbell, UTEP (1950)
Rushing Att.	47, Steve Bartalo, CSU (1985)			3, Gene Franz, BYU (1962)
		82, Air Force (1987)		3, Derwin Gray, BYU (1990)
Rushing Yards	325, Andre Davis, TCU (1994)			7, UTEP (1950)
		646, Air Force (1987)		7, West Texas (1950)
Long TD	94, Alvester Alexander, Wyoming (2010)			7, Arizona (1953)
Rushing TDs	6, Kapri Bibbs, Colorado State (2013)		Rec. Yards	281, Thomas Sperbeck, Boise State (11/14/2015)
		10, Air Force (1987)	Receptions	22, Jay Miller, BYU (1973)
Pass Att.	75, Brett Rypien, Boise State (11/14/2015)		TD Rec.	4, Kirk Pendleton, BYU (1983)
		75, Boise State (11/14/2015)		4, Roger Garidel, Utah (1971)
Pass Comp.	47, Chase Holbrook, New Mexico St. (2007)		INT Return	100, Larry Durham, UTEP (1962)
		47, New Mexico St. (2007)	Field Goals	5, Hawai'i (1981)
Passing Yards	585, Robbie Bosco, BYU (1985)			5, Washington St. (2003)
		585, BYU (1985)	Long FG	56, Owen Pochman, BYU (2000)
Long Pass	98, Jack Steptoe from Dan Hagemann, Utah (1976)		Punts	13, Lonnie Crittenden, UTEP (1962)
Total Plays	84, Brad Smith, Missouri (2005)			13, UTEP (1962)
		105, Missouri (2005)		13, UTEP (1983)
Total Off.	592, Robbie Bosco, BYU (1985)		Long Punt	89, Jeff Babcock, Colorado St. (2004)
		822, Fresno State (2013)	Punt Return	95, Morris Owens, Arizona St. (1972)
TD Passes	7, Derek Carr, Fresno State (2013)		KO Return	100, Cedric Johnson, UTEP (1996)
		7, Fresno State (2013)		100, Ivory McCann, Texas Tech (2001)
		7, UTEP (1967)		100, Mike Edwards, Hawai'i (10/13/2012)




Game 1: 10/24/2020
Fort Collins, Colo.
Att: 0




21 **Game 2: 10/31/2020**
San Jose, Calif.
38 **Att: None**

FORT COLLINS, Colo. — The season opener between The University of New Mexico and Colorado State, scheduled to be played at CSU's Canvas Stadium, was canceled due to the COVID numbers in Bernalillo County, where UNM's campus is located. The game was declared a no-contest by the Mountain West.

The game was not canceled due to any COVID-related concerns within UNM's program or Colorado State's program.

CANCELED

SAN JOSE, Calif. — New Mexico was down three starters in the defensive backfield and San José State was able to take advantage, scoring on four long passes as the Spartans were able to hold off the Lobos 38-21 and spoil the head coaching debut of Danny Gonzales. San José State scored the final 17 points of the game after UNM tied it at 21-11 in the third quarter.

While UNM allowed a few long scoring plays, the trademarks of a defense from years back was there. UNM laid plenty of hard hits, had a key first quarter fourth down stop and they allowed just 98 yards on the ground. The issue was Nick Starkel, who two schools ago was at Texas A&M when the Aggies defeated UNM in 2017. He was brilliant against UNM, going 34-for-47 for 467 yards and five touchdowns.

Down 21-14 at the break, UNM's defense held firm on the opening drive of the second half, and the Lobos were able to drive and tie the game. Bobby Cole had a long 19-yard gain on a third-and-1 at midfield to keep the drive alive, and it sure looked like Jordan Kress scored on a five-yard run extending the ball over the pylon. Amazingly in a game with nine replay reviews, that wasn't one of them, but it was no matter as Tuioti scored on the next play diving over from a half-yard out. Ironically that score stood after another lengthy review.

San José State answered and took the lead for good with a 35-yard field goal on the next drive, and both teams traded punts afterwards. However with just four seconds left in the quarter, SISU went for a home run and hit it when Bailey Gaither, who had 10 catches and 208 yards on the evening, got past everyone for a 69-yard backbreaking touchdown.

"I think after we tied it we took a bad penalty that gave them a free 15 yards and then they got that long touchdown right at the break, and that took the wind out of us a little bit, and we have to respond better," said Gonzales after the game. "We have to get tougher and meaner, but that will come."

SISU iced the game in the fourth quarter, converting on fourth-and-goal from the one with a rollout pass that accounted for the final score. UNM did drive inside the 25 in the final minute but Tuioti's pass to Erickson was incomplete on fourth down.

The Spartans led 21-14 at the break, but UNM never backed down. After a highlight-reel catch from Tre Walker for a late first quarter touchdown that was aided by a huge penalty on a punt that gave SISU a first down, UNM trailed 7-0 at the quarter.

After the Spartans made it 14-0, Tuioti and the Lobo offense came alive. UNM got on the board as Tuioti found an open Cedric Patterson III behind the defense for a 39-yard touchdown pass. That play capped a picture-perfect four-play, 84-yard drive, all through the air. Then after an amazing toe-tapping touchdown by Walker for his second touchdown, Tuioti led another drive. He found Andrew Erickson for a 46-yard catch inside the red zone, and then UNM ended up with fourth down at the Spartan four-yard line. Danny Gonzales opted to go for it, and Tuioti was able to scramble and find Erickson again, this time for a score to make it 21-14 at the half.

Box Score (Final)
The Automated ScoreBook
New Mexico vs San Jose State (Oct 31, 2020 at San Jose, CA)

Score by Quarters	1	2	3	4	Total
New Mexico	0	14	7	0	21
San Jose State	7	14	10	7	38

Qtr Time Scoring play

1st 00:31 SISU - WALKER, Tre 37 yd pass from STARKEL, Nick (MERCURIO, Matt kick), 14-84 5:01
 2nd 10:36 SISU - HAMILTON, Isaiah 43 yd pass from STARKEL, Nick (MERCURIO, Matt kick), 8-84 3:16
 09:33 NM - PATTERSON III Cedric 39 yd pass from TUIOTI, Tevaka (STEINKAMP, George kick), 4-84 0:59
 06:10 SISU - WALKER, Tre 26 yd pass from STARKEL, Nick (MERCURIO, Matt kick), 9-75 3:23
 02:06 NM - ERICKSON, Andrew 4 yd pass from TUIOTI, Tevaka (STEINKAMP, George kick), 9-75 4:03
 3rd 10:55 NM - TUIOTI, Tevaka 1 yd run (STEINKAMP, George kick), 8-71 3:02
 08:00 SISU - MERCURIO, Matt 35 yd field goal, 9-46 2:46
 00:00 SISU - GAITHER, Bailey 69 yd pass from STARKEL, Nick (MERCURIO, Matt kick), 1-69 0:04
 4th 09:39 SISU - OLSON, Sam 1 yd pass from STARKEL, Nick (MERCURIO, Matt kick), 8-76 3:50

	NM	SJSU
FIRST DOWNS	23	23
RUSHES-YARDS (NET)	40-149	28-98
PASSING YDS (NET)	294	481
Passes Att-Comp-Int	35-20-1	49-35-0
TOTAL OFFENSE PLAYS-YARDS	75-443	77-579
Fumble Returns-Yards	0-0	0-0
Punt Returns-Yards	0-0	1-0
Kickoff Returns-Yards	5-78	2-49
Interception Returns-Yards	0-0	1-0
Punts (Number-Avg)	6-44.8	5-42.0
Fumbles-Lost	1-0	0-0
Penalties-Yards	4-40	9-65
Possession Time	28:26	31:34
Third-Down Conversions	4 of 14	8 of 17
Fourth-Down Conversions	1 of 3	1 of 2
Red-Zone Scores-Chances	2-2	2-2
Sacks By: Number-Yards	1-5	3-24

RUSHING: New Mexico-TUIOTI, Tevaka 14-69; COLE, Bobby 8-40; VIGILANT, Daevon 5-19; KRESS, Jordan 2-9; CARROLL, Bryson 8-8; LOGAN-GREENE, Eman. 3-4. San Jose State-HOLINESS, Isalah 9-31; NEVENS, Tyler 7-24; ROBINSON, Kairree 5-15; GARRETT, Shamar 2-14; NASH, Nick 2-11; HAMILTON, Isiah 1-9; TEAM 1-minus 1; STARKEL, Nick 1-minus 5.

PASSING: New Mexico-TUIOTI, Tevaka 20-35-1-294. San Jose State-STARKEL, Nick 34-47-0-467; NASH, Nick 1-2-0-14.

RECEIVING: New Mexico-LOGAN-GREENE, Eman. 6-47; ERICKSON, Andrew 3-72; CARROLL, Bryson 3-40; KRESS, Jordan 3-27; WILLIAMS, Marcus 2-41; JARVIS, Kyle 2-28; PATTERSON III Cedric 1-39. San Jose State-GAITHER, Bailey 10-208; WALKER, Tre 9-107; HOLINESS, Isalah 3-21; BRADDOCK, Jermal 3-18; HAMILTON, Isiah 2-50; GARRETT, Shamar 2-27; DEESE, JR, Derr 2-20; ROBINSON, Kairree 2-15; HUMPHREYS, Billy 1-14; OLSON, Sam 1-1.

INTERCEPTIONS: New Mexico-None. San Jose State-JENKINS, Tre 1-0.

FUMBLES: New Mexico-CARROLL, Bryson 1-0. San Jose State-None.

New Mexico (0-1,0-1) vs. San Jose State (2-0,2-0)

Date: Oct 31, 2020 • Site: San Jose, CA • Stadium: CEFCU Stadium
 Attendance:

Kickoff time: 4:11 pm • End of Game: 7:52 pm • Total elapsed time: 3:41
 Officials: Referee: Mike Cuttone; Umpire: Mark Warner; Linesman: Justin Gragg;
 Line judge: Carlos Owens; Back judge: M. Aaronian; Field judge: Michael Defee;
 Side judge: T. Castiberry; Center judge: Ian Malepeai;
 Temperature: 78F • Wind: NW 7mph • Weather: Sunny and clear.

33 Game 3: **11/7/2020**
Honolulu, Haw.
39 Att: **0**

HONOLULU, Haw. --- New Mexico couldn't quite seal the deal, as Hawai'i used a 33-for-43, 410-yard, four touchdown performance by quarterback Chevan Cordeiro, highlighted by a few improbable and ridiculous catches to edge out New Mexico 39-33 at Aloha Stadium. It marked the first time in the last five tries that the Rainbow Warriors defeated New Mexico in the islands.

The loss extended UNM's losing streak to 11 dating back to last season, and it was UNM's 17th straight conference loss and 17th straight road loss. UNM is 0-2 on the season while Hawai'i is 2-1.

UNM bolted out of the gate on its opening drive, with Tevaka Tuioti leading the way completing all three of his passes, the last a 59-yard catch to Jordan Kress. Hawai'i answered going right down the field and it looked like it might be one of those late-night shootouts as Cordeiro run one in to tie the game at 7-7.

The Lobos scored on each of its first four drives. Up 7-7, UNM drove 61 yards but stalled at the 9-yard line, and George Steinkamp, the Los Alamos native that was playing in his second-ever football game at any level, hit a 27-yard field goal, the first of four on the night.

Jerrick Reed II picked off Cordeiro and UNM scored one play later on another Tuioti to Kress connection, this on 29 yards, and then Steinkamp hit from 49 yards in the second quarter and UNM led 20-7. However, the same bugaboo that hurt UNM last week reared its ugly head again as Hawai'i hit on a long touchdown pass to make it 20-14. Hawai'i nearly got scored right before the half but Reed got his second pick of the night and UNM led 20-14 at the break.

The Rainbow Warriors then hit back-to-back long TD passes of 42 and 40 yards to give themselves a 28-20 lead. UNM responded in kind with a 76-yard drive that was capped by a 26-yard run by true freshman Nathaniel Jones to make it 28-27, and that was the score at the break.

UNM took the lead with a 24-yard field goal to make it 30-28, but Hawai'i got a 64-yard touchdown on a weaving catch and run by Calvin Turner, and then Jared Smart somehow leapt and made a ridiculous catch for a two-pointer and a 36-30 lead. After a field goal made it 39-30, Tuioti took over and drove UNM to midfield on a 23-yard scramble, but as he went down, he was hit on a helmet-to-helmet hit that knocked him out of the game.

Trae Hall entered and threw an interception, UNM's only turnover of the game. UNM got the ball back and Hall led UNM to a fourth Steinkamp field goal to make it 39-33, and then the Lobos had a chance at Donovan Murphree's onside kick, but Hawai'i came out with the ball and took knees to end the game.

UNM picked up 499 yards of offense and Hawai'i had 503. Tuioti had 181 yards passing before his injury, and Nathaniel Jones and Bobby Cole were a durable 1-2 punch with 96 yards each on the ground.

Box Score (Final)
The Automated ScoreBook
New Mexico vs Hawai'i (Nov 07, 2020 at Honolulu, HI)

Score by Quarters	1	2	3	4	Total
New Mexico	17	3	7	6	33
Hawai'i	7	7	14	11	39

Qtr Time Scoring play

1st	14:19	NM - KRESS, Jordan 52 yd pass from TUIOTI, Tevaka (STEINKAMP, George kick), 3-65 0:41
	10:21	UH - CORDEIRO, C. 5 yd run (SHIPLEY, M. kick), 12-67 3:55
	05:34	NM - STEINKAMP, George 27 yd field goal, 10-61 4:39
	04:10	NM - KRESS, Jordan 29 yd pass from TUIOTI, Tevaka (STEINKAMP, George kick), 1-29 0:07
2nd	14:50	NM - STEINKAMP, George 49 yd field goal, 6-46 2:25
	03:55	UH - MARDNER, Nick 42 yd pass from CORDEIRO, C. (SHIPLEY, M. kick), 11-89 4:23
3rd	13:05	UH - BOWENS, Zion 42 yd pass from CORDEIRO, C. (SHIPLEY, M. kick), 5-75 1:55
	11:05	UH - BOWENS, Zion 40 yd pass from CORDEIRO, C. (SHIPLEY, M. kick), 2-40 0:13
	09:33	NM - JONES, Nathaniel 26 yd run (STEINKAMP, George kick), 7-76 2:17
4th	13:31	NM - STEINKAMP, George 24 yd field goal, 10-44 4:17
	12:19	UH - TURNER, Calvin 64 yd pass from CORDEIRO, C. (SMART, Jared pass from CORDEIRO, C.), 3-75
	06:33	UH - SHIPLEY, M. 41 yd field goal, 9-55 3:20
	01:21	NM - STEINKAMP, George 42 yd field goal, 7-31 1:41

	NM	UH
FIRST DOWNS	24	23
RUSHES-YARDS (NET)	38-279	28-93
PASSING YDS (NET)	220	410
Passes Att-Comp-Int	37-19-1	44-33-2
TOTAL OFFENSE PLAYS-YARDS	75-499	72-503
Fumble Returns-Yards	0-0	0-0
Punt Returns-Yards	2-8	1-9
Kickoff Returns-Yards	5-97	4-78
Interception Returns-Yards	2-28	1-0
Punts (Number-Avg)	4-45.8	4-42.8
Fumbles-Lost	1-0	1-1
Penalties-Yards	7-57	3-30
Possession Time	32:22	27:38
Third-Down Conversions	5 of 15	5 of 13
Fourth-Down Conversions	1 of 1	1 of 1
Red-Zone Scores-Chances	2-2	1-1
Sacks By: Number-Yards	1-9	2-8

RUSHING: New Mexico-JONES, Nathaniel 13-96; COLE, Bobby 14-96; TUIOTI, Tevaka 5-71; CARROLL, Bryson 2-10; LOGAN-GREENE, Eman. 1-8; VIGILANT, Daevon 1-6; HALL, Trae 2-minus 8. Hawai'i-CORDEIRO, C. 10-39; HUNTER, Dae Dae 8-29; REED, Miles 5-27; STOVALL, M. 1-2; TURNER, Calvin 1-2; Team 3-minus 6.

PASSING: New Mexico-TUIOTI, Tevaka 17-31-0-181; HALL, Trae 2-6-1-39. Hawai'i-CORDEIRO, C. 33-43-2-410; TURNER, Calvin 0-1-0-0.

RECEIVING: New Mexico-LOGAN-GREENE, Eman. 7-53; KRESS, Jordan 3-93; CARROLL, Bryson 3-34; VIGILANT, Daevon 3-9; ERICKSON, Andrew 2-27; PATTERSON III Cedric 1-5. Hawai'i-MARDNER, Nick 6-147; SMART, Jared 6-40; HUNTER, Dae Dae 5-29; BUSSEY, Rico 5-29; STOVALL, M. 4-10; BOWENS, Zion 2-82; TURNER, Calvin 2-64; REED, Miles 2-5; VICTOR, Lincoln 1-4.

INTERCEPTIONS: New Mexico-REED II, Jerrick 2-28. Hawai'i-FRAZIER, Q. 1-0.

FUMBLES: New Mexico-CARROLL, Bryson 1-0. Hawai'i-STOVALL, M. 1-1.

New Mexico (0-2,0-2) vs. Hawai'i (2-1,2-1)
Date: Nov 07, 2020 • Site: Honolulu, HI • Stadium: Aloha Stadium
Attendance:

Kickoff time: 6:07 PM • End of Game: 9:29 PM • Total elapsed time: 3:22

27 Game 4: **11/14/2020**
Las Vegas, Nev.
20 Att: **250**

SAN JOSE, Calif. --- When New Mexico was down 27-20 with just 2:34 to go, head coach Danny Gonzales already knew that UNM was going for two and the win with a touchdown. UNM fell 24 yards short.

The Lobos gave everything undefeated Nevada could handle, and UNM drove to the Nevada 24 before failing on a fourth down try in the waning moments, allowing Nevada to escape with a 27-20 victory that continued UNM's trend of improved play and hard-hitting. Now, UNM just needs a result.

UNM led for a good part of the game, opening the game with strong defense that befuddled Mountain West Player of the Year candidate quarterback Carson Strong. The Nevada signal caller eventually threw for 336 yards on 24-of-38 passing, but he had issues throughout the night as UNM came at him with an odd 2-4-5 scheme.

It was UNM that opened the scoring after Joey Noble sacked Strong on a fourth-and-six play. UNM drove down the field with Trae Hall calling the shots, getting his second career start after an injury to regular starter Tekava Tuioti. Taking over at its own 43, Hall and Bobby Cole combined to rush the ball all the way to the Wolf Pack 16-yard line. It looked like UNM was running the ball again as Hall handed the ball off to Bryson Carroll, but Carroll stopped and threw back to Hall, who had a convoy of blockers and scored on the reception.

UNM then dipped into the bag of tricks again with an onside kick that Sjaire Riley recovered and that led to George Steinkamp's 26-yard field goal in the second quarter, making it 10-0. Nevada got a field goal in response, and then Hall was picked off and Nevada threw a home run ball, Strong to Romeo Doubs from 33 yards out to tie the game. It was the first of three TDs for Doubs.

UNM took the lead just before the half when Steinkamp added a 48-yard field goal after Jerrick Reed II intercepted Strong for his third of the season. The pick was the first thrown by Strong in 299 passes, just missing the Mountain West record by seven passes.

Nevada took deep shots throughout much of the game, and after tying it at 13-13 on the first drive of the half, Doubs reeled in a 61-yard touchdown. Hall then led UNM right down the field, but a curious sequence eventually put the ball back in Nevada's hands. Needing 19 yards to convert a third down, Hall hit Emmanuel Logan-Greene for what looked to be a first down, but the ball somehow was spotted two yards short, and then a replay review moved the ball up, but still short. Hall then couldn't handle a high snap on fourth-and-one, and Nevada took over as that play ended the third.

Both teams exchanged punts, and UNM again had a golden opportunity as the Lobos forced a fumble by Doubs on a punt, but UNM couldn't reel the ball in and Nevada cashed in with a 59-yard pass and a 27-13 lead.

UNM then marched quickly down the field, keyed by a 42-yard haul by Andrew Erickson, and Bobby Cole, who led UNM with 90 yards on the ground, barreled in from a yard out to make it 27-20 with 4:02 to go.

UNM forced a three and out and Logan-Greene returned the punt into Nevada territory and UNM was in position to go for the win. With 2:34 to go, Cole rushed for six and Logan-Greene did the same to give UNM the ball at the Nevada 31. Hall then play-faked and hit Jordan Kress near the 14-yard line but Kress dropped it, and then Hall threw incomplete to make it third and 10. Hall hit Erickson for seven yards to the 24 bringing up fourth down, and UNM looked to have a first down when Hall found Logan-Greene in the flat for what would have been a first down, but he also couldn't catch it cleanly, and UNM was out of downs and time.

Box Score (Final)
The Automated ScoreBook
Nevada vs New Mexico (Nov 14, 2020 at Las Vegas, Nev.)

Score by Quarters	1	2	3	4	Total
Nevada	0	10	10	7	27
New Mexico	7	6	0	7	20

Qtr Time Scoring play

1st	00:08	NM - HALL, Trae 16 yd pass from CARROLL, Bryson (STEINKAMP, George kick), 6-55 2:37
2nd	12:09	NM - STEINKAMP, George 26 yd field goal, 7-44 2:57
	03:41	NEV - TALTON, Brandon 28 yd field goal, 8-38 4:13
	03:21	NEV - DOUBS, Romeo 33 yd pass from STRONG, Carson (TALTON, Brandon kick), 1-33 0:08
	01:04	NM - STEINKAMP, George 48 yd field goal, 5-14 0:59
3rd	10:09	NEV - TALTON, Brandon 34 yd field goal, 11-53 4:44
	04:36	NEV - DOUBS, Romeo 61 yd pass from STRONG, Carson (TALTON, Brandon kick), 4-82 1:24
4th	06:47	NEV - DOUBS, Romeo 59 yd pass from STRONG, Carson (TALTON, Brandon kick), 5-81 2:23
	04:02	NM - COLE, Bobby 1 yd run (STEINKAMP, George kick), 7-61 2:37

	NEV	NM
FIRST DOWNS	19	21
RUSHES-YARDS (NET)	23-52	44-141
PASSING YDS (NET)	340	211
Passes Att-Comp-Int	39-25-1	33-18-1
TOTAL OFFENSE PLAYS-YARDS	62-392	77-352
Fumble Returns-Yards	0-0	0-0
Punt Returns-Yards	3-33	1-14
Kickoff Returns-Yards	3-53	4-83
Interception Returns-Yards	1-0	1-25
Punts (Number-Avg)	4-43.2	6-37.3
Fumbles-Lost	2-0	0-0
Penalties-Yards	7-65	2-30
Possession Time	27:45	32:15
Third-Down Conversions	5 of 12	7 of 17
Fourth-Down Conversions	0 of 1	0 of 2
Red-Zone Scores-Chances	2-2	3-3
Sacks By: Number-Yards	2-10	2-15

RUSHING: Nevada-TAUA, Toa 15-62; LEE, Devonte 4-3; TEAM 1-minus 2; STRONG, Carson 3-minus 11. New Mexico-COLE, Bobby 17-90; HALL, Trae 16-27; JONES, Nathaniel 5-11; ALEXANDER, Chad 2-11; LOGAN-GREENE, Eman. 1-6; WOODEN, Bobby 1-2; CARROLL, Bryson 2-minus 6.

PASSING: Nevada-STRONG, Carson 24-38-1-336; TAUA, Toa 1-1-0-4. New Mexico-HALL, Trae 17-32-1-195; CARROLL, Bryson 1-1-0-16.

RECEIVING: Nevada-TURNER, Cole 6-72; DOUBS, Romeo 5-172; STOVALL, Melquan 5-55; TAUA, Toa 4-16; LOCKHART, Justin 2-16; LEE, Devonte 1-6; JERNAGIN, Isaac 1-4; MORROW, Avery 1-minus 1. New Mexico-LOGAN-GREENE, Eman. 5-56; COLE, Bobby 3-22; KRESS, Jordan 2-50; ERICKSON, Andrew 2-49; CARROLL, Bryson 2-2; HALL, Trae 1-16; JARVIS, Kyle 1-15; WILLIAMS, Marcus 1-2; ALEXANDER, Chad 1-minus 1.

INTERCEPTIONS: Nevada-WILLIAMS, Tyson 1-0. New Mexico-REED II, Jerrick 1-25.

FUMBLES: Nevada-DOUBS, Romeo 1-0; BELL, Jamaal 1-0. New Mexico-None.

Nevada (4-0,4-0) vs. New Mexico (0-3,0-3)
Date: Nov 14, 2020 • Site: Las Vegas, Nev. • Stadium: Sam Boyd Stadium
Attendance: 250

Kickoff time: 3:35 pm • End of Game: 6:50 • Total elapsed time: 3:15
Officials: Referee: M. VanderVelde; Umpire: Robert Richeson; Linesman: John Braun; Line Judge: Kelly Detering; Back Judge: Daniel Young; Field Judge: Matt Mills;
Side Judge: Fulton Carson; Center Judge: Chris Tallent;
Temperature: 66F • Wind: None • Weather: Sunny

 **0** **Game 5: 11/20/2020**
28 **Colorado Springs, Colo.**
Att: 100

COLORADO SPRINGS, Colo. --- Air Force scored on its first three drives of the game, opening up a 21-0 lead on the way to defeating New Mexico for the ninth straight time at Falcon Stadium, winning 28-0, dropping UNM to 0-4 on the season. The Lobos now head to a Thanksgiving night matchup at Utah State at 5 p.m. in Logan on FS1.

UNM got into Air Force territory nine times including seven straight and all six of the second half, but UNM couldn't capitalize on any of them. Meanwhile, UNM's defense struggled out of the gate, but picked it up after the first three drives forcing four fumbles, recovering three and getting a fourth down stop in the fourth quarter inside the five-yard line.

UNM opened with the ball and moved it well behind sophomore Trae Hall, making his second straight start in place of the injured Tevaka Tuioti. UNM's drive stalled and the Lobos punted, and Air Force went 86 yards in 11 plays, all on the ground to go up 7-0. Haaziq Daniels capped the drive with a 4-yard run.

It stayed at 7-0 after the first quarter, but Brad Roberts scored from five yards and 12 yards out to make it 21-0. UNM was able to drive into Air Force territory three times in the half, but came away empty all three times. First, UNM got a big first down run to the 34 by Bobby Cole, but it was wiped out by a penalty, and UNM ended up punting from the Air Force 43. Down 14-0, UNM drove to the Air Force 34, but Marcus Williams was stripped just as he went to the ground, and the Falcons recovered the football.

To end the half UNM got to the Falcon 33-yard line with two seconds left, but George Steinkamp's 50-yard field goal attempt was blocked by Michael Purcell. It was one of four missed field goals for UNM.

UNM's defense tried everything to keep UNM in the game and give it good field position. Nico Bolden twice forced fumbles that were recovered by Joey Noble and Patrick Peek, and Noble got one as well in the third quarter with Jerrick Reed II recovering, all in Air Force territory, but all led to missed field goals.

In the fourth with Air Force threatening inside the five-yard line, the Lobos stops Daniels on a fourth-and-1 play to get the ball back, and UNM drove into Air Force territory, but whether an ill-time penalty or sack, UNM couldn't ever get on track.

 **27** **Game 6: 11/26/2020**
41 **Logan, Utah**
Att: 198

LOGAN, Utah --- UNM nearly had a comeback for the ages but Utah State thwarted UNM's comeback attempt with a late touchdown and the Aggies won 41-27 in a Thanksgiving night battle 41-27 at Maverik Stadium in Logan, Utah. The Lobos now return to Las Vegas to play its final two games of the season, starting next Saturday against Wyoming.

New Mexico was down 34-27 after back-to-back touchdowns wrapped around the third quarter break and had Utah State in 3rd-and-5 at the Aggie 38, but Andrew Peasley somehow wriggled out of a sack and then raced for a back-breaking 62-yard touchdown with 4:03 to go to make it 41-27.

Down 34-13, New Mexico got back in the game with a trick play as Bryson Carroll hit Andrew Erickson for a 28-yard touchdown on a halfback option. 6-play, 65-yard drive that saw Trae Hall rush for 16 but take a punishing hit. Hall had to leave the game, giving way to fourth-string quarterback and walk-on Connor Genal. Genal's first two drives only gained one first down, but his third was UNM's second long touchdown drive of the game. He completed his first two career passes to open the drive including a dime-dropped 24-yarder to Marcus Williams. Bryson Carroll had a big run for 37 ayds and then Genal took a targeting hit that earned another first down.

UNM capped it off with Bobby Cole's second touchdown of the game and with 7:08 to go, UNM was just one score away from tying the game or winning. UNM then forced Utah State into a passing situation at third-and-five and brought a blitz, but Peasley wiggled out of a sack, went right around the edge for the score that put USU in the driver's seat. Forced to hurry, UNM drove to the Utah State 40 but Genal was intercepted at the 12-yard line with just over a minute left.

UNM had a 13-7 lead, scoring the only touchdown of the first half on a long 13-play, 89-yard drive in the second quarter. Trae Hall was masterful, rushing the ball, reading the defense and hitting targets in the passing game. Hall looked to have scored on a 12-yard run, but after getting ruled down at the 1-yard line, Bobby Cole bulled over to give UNM a 10-6 lead. UNM made it 13-6 at the end of the half with a Donovan Murphree 31-yard field goal, his second of the game.

That field goal came after Utah State looked to have gone ahead as Peasley dove to the pylon, but Brandon Shook hit his arm as he extended and Peasley fumbled the ball through the side of the end zone for a touchback. Hall then led a long drive that culminated in the field goal just before the half.

However, a huge third quarter saw the Aggies score four times, once on defense, and that spelled doom for UNM. Utah State tied it up on its first drive of the half on a 36-yard touchdown pass and then took the lead on a 26-yard pass. Disaster then struck on UNM's next two drives. Tyson Dyer had a punt blocked, and USU turned that into a touchdown, and then Hall was sacked and lost the ball, and Kina Maile, who blocked the earlier punt, scooped and scored to make it 34-13 Utah State.

Hall then led UNM down the field, with UNM scoring when Bryson Carroll took a handoff and then threw to Andrew Erickson for a 28-yard touchdown pass to cut the lead to 34-20 late in the third.

Box Score (Final)
The Automated ScoreBook
New Mexico vs Air Force (Nov 20, 2020 at USAF Academy, CO)

Score by Quarters	1	2	3	4	Total
New Mexico	0	0	0	0	0
Air Force	7	14	0	7	28

Qtr Time Scoring play

1st 05:07 AF - DANIELS, Haaziq 4 yd run (SCHUETTPELZ-ROH kick), 11-86 5:55
 2nd 14:28 AF - ROBERTS, Brad 5 yd run (SCHUETTPELZ-ROH kick), 10-72 4:48
 06:13 AF - ROBERTS, Brad 12 yd run (SCHUETTPELZ-ROH kick), 9-66 5:07
 4th 05:38 AF - ROBERTS, Brad 44 yd run (SCHUETTPELZ-ROH kick), 1-44 0:09

	NM	AF
FIRST DOWNS	19	23
RUSHES-YARDS (NET)	25-83	63-356
PASSING YDS (NET)	221	66
Passes Att-Comp-Int	42-23-1	5-4-0
TOTAL OFFENSE PLAYS-YARDS	67-304	68-422
Fumble Returns-Yards	0-0	0-0
Punt Returns-Yards	0-0	0-0
Kickoff Returns-Yards	1-7	0-0
Interception Returns-Yards	0-0	1-20
Punts (Number-Avg)	4-40.5	2-48.0
Fumbles-Lost	2-1	4-3
Penalties-Yards	8-70	5-42
Possession Time	23:31	36:29
Third-Down Conversions	4 of 13	9 of 13
Fourth-Down Conversions	0 of 1	1 of 2
Red-Zone Scores-Chances	0-3	3-4
Sacks By: Number-Yards	0-0	2-22

RUSHING: New Mexico-JONES, Nathaniel 6-29; COLE, Bobby 6-29; VIGILANT, Daevon 3-15; HALL, Trae 8-13; LOGAN-GREENE, Eman. 1-4; TEAM 1-minus 7. Air Force-ROBERTS, Brad 28-177; MURLA, Matthew 7-64; DANIELS, Haaziq 12-55; STONER, Joshua 6-16; DAVIS, Micah 1-13; GROSS, Bo 3-9; MCNEAL, CJ 1-8; LEWIS, Brandon 1-8; GIDREY, Jordan 2-5; BRYAN, Warren 2-1.

PASSING: New Mexico-HALL, Trae 23-42-1-221. Air Force-DANIELS, Haaziq 4-5-0-66.

RECEIVING: New Mexico-KRESS, Jordan 4-54; ERICKSON, Andrew 4-47; ALEXANDER, Chad 4-11; LOGAN-GREENE, Eman. 3-64; WILLIAMS, Marcus 3-16; WOODEN, Bobby 2-11; PATTERSON III Cedric 2-6; UMEH, Anselm 1-12. Air Force-PATTERSON, Kyle 2-34; LEWIS, Brandon 2-32.

INTERCEPTIONS: New Mexico-None. Air Force-TAYLOR, Corvan 1-20.

FUMBLES: New Mexico-WILLIAMS, Marcus 1-1; TEAM 1-0. Air Force-DANIELS, Haaziq 2-1; STONER, Joshua 1-1; MURLA, Matthew 1-1.

New Mexico (0-4,0-4) vs. Air Force (2-2,1-2)
 Date: Nov 20, 2020 • Site: USAF Academy, CO • Stadium: Falcon Stadium
 Attendance: 100

Kickoff time: 7:40 PM • End of Game: 10:45 PM • Total elapsed time: 3:05
 Officials: Referee: C. Watson; Umpire: Rod Tucker; Linesman: Matt Burks;
 Line judge: John Kilmer; Back judge: David Baldwin; Field judge: John Wisniewski;
 Side judge: Joseph Martinez; Center judge: Chris Booker;
 Temperature: 37 • Wind: S 6 • Weather: Mostly Cloudy

Box Score (Final)
The Automated ScoreBook
New Mexico vs Utah State (Nov 26, 2020 at Logan, Utah)

Score by Quarters	1	2	3	4	Total
New Mexico	3	10	7	7	27
Utah State	3	3	28	7	41

Qtr Time Scoring play

1st 06:54 USU - COLES, Connor 27 yd field goal, 12-61 6:41
 00:39 NM - MURPHREE, Donovan 39 yd field goal, 15-55 6:10
 2nd 13:54 USU - COLES, Connor 44 yd field goal, 7-50 1:42
 08:10 NM - COLE, Bobby 1 yd run (MURPHREE, Donovan kick), 13-89 5:38
 00:03 NM - MURPHREE, Donovan 31 yd field goal, 9-66 2:21
 3rd 12:20 USU - MCGRIFF, Justin 36 yd pass from PEASLEY, Andrew (COLES, Connor kick), 5-61 2:34
 08:52 USU - SCARVER, Savon 26 yd pass from PEASLEY, Andrew (COLES, Connor kick), 4-69 1:35
 06:54 USU - TERRELL, Carson 25 yd pass from PEASLEY, Andrew (COLES, Connor kick), 3-41 1:14
 05:17 USU - MAILE, Kina 16 yd fumble recovery (COLES, Connor kick)
 02:50 NM - ERICKSON, Andrew 28 yd pass from CARROLL, Bryson (MURPHREE, Donovan kick), 6-65 2:27
 4th 07:08 NM - COLE, Bobby 1 yd run (MURPHREE, Donovan kick), 9-87 3:31
 04:03 USU - PEASLEY, Andrew 62 yd run (COLES, Connor kick), 5-77 2:58

	NM	USU
FIRST DOWNS	25	22
RUSHES-YARDS (NET)	44-196	38-209
PASSING YDS (NET)	152	243
Passes Att-Comp-Int	32-17-1	22-15-0
TOTAL OFFENSE PLAYS-YARDS	76-348	60-452
Fumble Returns-Yards	0-0	1-16
Punt Returns-Yards	1-1	2-13
Kickoff Returns-Yards	6-93	4-57
Interception Returns-Yards	0-0	1-0
Punts (Number-Avg)	5-36.4	2-42.5
Fumbles-Lost	3-1	3-2
Penalties-Yards	7-70	9-75
Possession Time	31:05	28:55
Third-Down Conversions	9 of 17	6 of 12
Fourth-Down Conversions	0 of 0	1 of 1
Red-Zone Scores-Chances	3-3	1-2
Sacks By: Number-Yards	1-2	4-29

RUSHING: New Mexico-HALL, Trae 13-70; CARROLL, Bryson 5-62; VIGILANT, Daevon 6-25; COLE, Bobby 12-24; JONES, Nathaniel 6-19; GENAL, Connor 1-4; LOGAN-GREENE, Eman. 1-minus 8. Utah State-PEASLEY, Andrew 11-118; HENRY-COLE, D. 10-53; NOA, Eleyon 8-20; MAKAKONA, P. 2-18; GENTRY, John 2-3; SCARVER, Savon 1-1; TEAM 4-minus 4.

PASSING: New Mexico-HALL, Trae 11-21-0-63; GENAL, Connor 5-10-1-61; CARROLL, Bryson 1-1-0-28. Utah State-PEASLEY, Andrew 14-21-0-239; GENTRY, John 1-1-0-04.

RECEIVING: New Mexico-ERICKSON, Andrew 5-55; WILLIAMS, Marcus 3-43; PATTERSON III Cedric 3-37; LOGAN-GREENE, Eman. 2-3; VIGILANT, Daevon 2-2; UMEH, Anselm 1-9; CARROLL, Bryson 1-3. Utah State-MCGRIFF, Justin 4-99; WRIGHT, Derek 4-70; SCARVER, Savon 2-32; HENRY-COLE, D. 2-7; TERRELL, Carson 1-25; COMPTON, Taylor 1-8; HADNOT, Quinton 1-2.

INTERCEPTIONS: New Mexico-None. Utah State-MARION, Luke 1-0.

FUMBLES: New Mexico-HALL, Trae 3-1. Utah State-PEASLEY, Andrew 1-1; MCGRIFF, Justin 1-1; WRIGHT, Derek 1-0.

New Mexico (0-5,0-5) vs. Utah State (1-4,1-4)
 Date: Nov 26, 2020 • Site: Logan, Utah • Stadium: Maverik Stadium
 Attendance: 198



16 Game 7: 12/5/2020
Las Vegas, Nev.
17 Att: 250

LAS VEGAS, Nev. --- The University of New Mexico got big play after big play on defense, and when the squad needed a big play on offense, a true freshman walk-on quarterback from Rio Rancho High School Isaiah Chavez threw the winning touchdown pass with 6:22 to go as New Mexico picked up its first win of the season, and the first for head coach Danny Gonzales with a 17-16 win over Wyoming.

The loss ended a 14-game losing streak, and UNM did it in the face of long odds. Down its three scholarship quarterbacks, UNM turned the game to redshirt freshman walk-on quarterback Connor Genal, who led UNM to 10 points in the opening half. Seven of those came on the legs of true freshman Nathaniel Jones, who scampered 21 yards untouched through a gaping hole that was set up by blocks from Teton Saltes and Isaac Gutierrez and a key kickout block from tight end Marcus Williams. Wyoming took a 10-7 lead on a 58-yard run from Trey Smith, but Genal got UNM into field goal range and Donovan Murphree hit a 40-yard field goal for a 10-10 tie.

That kick was set up on a screen pass to Bobby Cole, but on it Genal went down awkwardly on his left wrist, and that ended his night.

Wyoming took a 13-10 lead into the break on a second short field goal from John Hoyland, this from 26 yards, but those field goal for Wyoming were a sign of UNM's defense stepping up. The Cowboys got into the red zone twice in the first half, including on their opening drive when the Cowboys recovered a fumble and returned it to the 15-yard line. Wyoming could get just three yards on the drive.

Chavez, the last man standing in the quarterback room, nearly got UNM into field goal range at the end of the half, and then late in the third he did, driving UNM from the Lobo 22 to a fourth-and-a-long-one at the Wyoming 6-yard line. UNM went for it and Cole was stopped inches short, turning the ball over on downs.

Wyoming went to work and drove 86 yards in nine plays, but they again couldn't get through UNM's red zone defense, failing three times from the 8-yard line. Hoyland's third field goal made it 16-10 with 13:08 left.

Both teams traded punts and UNM caught a break when Emmanuel Logan-Greene, who had a 72-yard kickoff return earlier in the half fumbled a fair catch, but Patrick Peek alertly recovered for UNM. Setting up shop at the Wyoming 47, Cole ran for three yards and then found daylight on a seam route. Chavez hit hi in stride for a 44-yard touchdown to tie the game, and Murphree's extra point gave UNM the lead at 17-16. From there the defense took over.

After a kickoff return to midfield, Wyoming converted a fourth-down with its third-string quarterback in the game as Gavin Beerup raced to the Lobo 7-yard line after a 38-yard run. Smith rushed to the four and on second down, Brandon Shook hit him behind the line of scrimmage, and popped the ball loose. Jake Saltonstall recovered at the 5-yard line with 3:10 left.

UNM couldn't get a first down and after a punt, Wyoming was nearly in field goal range to start its final drive with 1:38 left, starting at the Lobo 43-yard line. Beerup however twice short-hopped receivers, and then on a deep ball Donte Martin was able to knock a ball away at the 10-yard line. On fourth-and-10, Beerup was chased out of the pocket and threw across his body, but Shook picked him off, and UNM was able to run out the clock.

Box Score (Final)
The Automated ScoreBook
Wyoming vs New Mexico (Dec 05, 2020 at Las Vegas, Nev.)

Score by Quarters	1	2	3	4	Total
Wyoming	3	10	0	3	16
New Mexico	0	10	0	7	17

Qtr	Time	Scoring play
1st	11:42	WYO - HOYLAND, John 29 yd field goal, 4-3 0:55
2nd	14:53	NM - JONES, Nathaniel 21 yd run (MURPHREE, Donovan kick), 9-59 4:39
	08:56	WYO - SMITH, Trey 58 yd run (HOYLAND, John kick), 2-74 0:58
	06:11	NM - MURPHREE, Donovan 40 yd field goal, 5-2 2:35
	02:31	WYO - HOYLAND, John 26 yd field goal, 8-68 3:32
4th	13:08	WYO - HOYLAND, John 25 yd field goal, 9-86 3:28
	06:22	NM - COLE, Bobby 44 yd pass from CHAVEZ, Isaiah (MURPHREE, Donovan kick), 2-47 0:54

	WYO	NM
FIRST DOWNS	12	16
RUSHES-YARDS (NET)	38-283	50-223
PASSING YDS (NET)	91	92
Passes Att-Comp-Int	17-5-2	18-11-1
TOTAL OFFENSE PLAYS-YARDS	55-374	68-315
Fumble Returns-Yards	1-28	0-0
Punt Returns-Yards	0-0	1-0
Kickoff Returns-Yards	4-107	4-136
Interception Returns-Yards	1-0	2-5
Punts (Number-Avg)	4-35.0	6-37.7
Fumbles-Lost	1-1	2-1
Penalties-Yards	2-20	5-50
Possession Time	25:28	34:32
Third-Down Conversions	1 of 11	5 of 15
Fourth-Down Conversions	1 of 3	0 of 1
Red-Zone Scores-Chances	3-4	0-1
Sacks By: Number-Yards	0-0	1-6

RUSHING: Wyoming-SMITH, Trey 24-154; NEYOR, Isaiah 1-58; BERRUP, Gavin 1-38; WILLIAMS, Levi 9-29; CHRISTENSEN, Parker 1-5; MCNEELY, Dawalian 1-1; TEAM 1-minus 2. New Mexico-COLE, Bobby 22-131; JONES, Nathaniel 11-55; CARROLL, Bryson 5-23; CHAVEZ, Isaiah 7-16; WOODEN, Bobby 3-10; TEAM 2-minus 12.

PASSING: Wyoming-WILLIAMS, Levi 4-12-1-73; BERRUP, Gavin 1-5-1-18. New Mexico-CHAVEZ, Isaiah 5-10-0-55; GENAL, Connor 6-8-1-37.

RECEIVING: Wyoming-WELCH, Treyton 2-16; NEYOR, Isaiah 1-54; EBERHARDT, Ayden 1-18; CROW, Dontae 1-3. New Mexico-WOODEN, Bobby 5-16; COLE, Bobby 2-53; WILLIAMS, Marcus 2-12; ERICKSON, Andrew 1-14; ERICKSON, Austin 1-minus 3.

INTERCEPTIONS: Wyoming-COLDON, C.J. 1-0. New Mexico-REED II, Jerrick 1-5; SHOOK, Brandon 1-0.

FUMBLES: Wyoming-SMITH, Trey 1-1. New Mexico-LOGAN-GREENE, Eman. 1-0; COLE, Bobby 1-1.

Wyoming (2-3,2-3) vs. New Mexico (1-5,1-5)
Date: Dec 05, 2020 • Site: Las Vegas, Nev. • Stadium: San Boyd Stadium
Attendance: 250

Kickoff time: 7:30 pm • End of Game: 10:49 pm • Total elapsed time: 3:19
Officials: Referee: ChristianWatson; Umpire: John Schindler; Linesman: Jeff Hutcheon;
Line judge: David Young; Back judge: Robert Lynn; Field judge: Brendon Barnes;
Side judge: Danny Hoefft; Center judge: Abram Anaya;
Temperature: 45F • Wind: SW 5 MPH • Weather: Clear