



THE UNIVERSITY OF NEW MEXICO

2020-21 MEN'S BASKETBALL

15 NCAA Tournament Appearances
 WAC Champions: 1964, 1968, 1974, 1978, 1993, 1994, 1996
 Six Mountain West Tournament Championships:
 2005, 2009, 2010, 2012, 2013, 2014

2020-21 SCHEDULE			
DATE	OPPONENT	TV	TIME (MT)
Dec. 13	at Rice	CUSATV	W, 72-61
Dec. 15	vs. OLLU	YouTube	5 p.m.
Dec. 21	at Boise State*	FS1	7:30 p.m.
Dec. 23	at Boise State*	CBSSN	8 p.m.
Dec. 31	Nevada*	FS1	TBA
Jan. 2	Nevada*	CBSSN	TBA
Jan. 7	Utah State*	TBA	TBA
Jan. 9	Utah State*	TBA	TBA
Jan. 14	at UNLV*	TBA	TBA
Jan. 16	at UNLV*	TBA	TBA
Jan. 21	San José State*	TBA	TBA
Jan. 23	San José State*	TBA	TBA
Jan. 28	at Fresno State*	TBA	TBA
Jan. 30	at Fresno State*	TBA	TBA
Feb. 3	San Diego State*	TBA	TBA
Feb. 5	San Diego State*	TBA	TBA
Feb. 11	at Colorado State*	TBA	TBA
Feb. 13	at Colorado State*	TBA	TBA
Feb. 17	Wyoming*	TBA	TBA
Feb. 19	Wyoming*	TBA	TBA
Feb. 22	at Air Force*	TBA	TBA
Feb. 24	at Air Force*	TBA	TBA

2021 MW Championship (Hosted by UNLV)			
March 10	First Round	TBA	TBA
March 11	Quarterfinals	TBA	TBA
March 12	Semifinals	TBA	TBA
March 13	Championship	TBA	TBA

Bold denotes home game at The Pit (15,411)
 italics denotes tournament
 *denotes Mountain West game
 Game times listed are Mountain Time and subject to change

Game 2: New Mexico vs Our Lady of the Lake

New Mexico Lobos

Record 1-0, 0-0 MW
 Conference Mountain West
 Head Coach Paul Weir (York, '04)
 Record at UNM 53-47 (Fourth Season)
 Career Record 81-53 (Fifth Season)

OUR LADY OF THE LAKE Saints

Record 1-1, 0-0 RRAC
 Conference Red River Atlantic
 Head Coach Chris Dial (Texas Lutheran)
 Record at OLLU 18-38 (Third Season)
 Career Record 18-38 (Third Season)

Media Information

TUESDAY, DEC. 15

Tipoff: 5 p.m. MT/6 p.m. CT
Location: Tudor Fieldhouse (Rice)
 Houston, Texas
Capacity: 5,208
TV: YouTube
Radio: 96.3 KKOB
 Lobo Radio Network
 Play-By-Play Robert Portnoy
 Analyst Hunter Greene
 Live Stats: stats.statbroadcast.com/
 statmonitr/?id=324043

Notes last updated: December 14, 2020

ABOUT THE MATCHUP

- The Lobos enter Tuesday's game coming off of their season opener, a 72-61 victory over Rice on Sunday.
- OLLU is coming off of an upset win over NCAA DI opponent Texas State. The Saints earned a 61-58 win in an exciting nail biter on Saturday.
- OLLU's one loss of the season came against Incarnate Word on Nov. 29.
- OLLU has had five games postponed this season, has played two exhibition matches and two full games.
- Tuesday's contest marks the first time the Lobos have played Our Lady of the Lake in the programs' history.
- Lobo junior and New Mexico native Clay Patterson will see a familiar face on the opposite bench as his brother, David Patterson, is a freshman for the Saints.
- The Saints are led by senior David Johnson who is averaging 18.0 points per game, followed by junior Ruben Monzon with 14.0.
- Through one contest, the Lobos are led by senior Makuach Maluach who racked up 23 points and 12 rebounds in UNM's first outing. Junior Rod Brown scored 11 on Sunday while redshirt-freshman Bayron Matos posted 10.

POSSIBLE STARTERS (BASED ON LAST GAME)

Pos.	No.	Name	PPG	RPG	APG
PG	11	Jeremiah Francis III	5.0	2.0	2.0
G	2	Saquan Singleton	4.0	5.0	4.0
G/F	10	Makuach Maluach	23.0	12.0	1.0
G	4	Emmanuel Kuac	8.0	7.0	0.0
F	5	Rod Brown	11.0	7.0	3.0



Francis III Singleton Maluach Kuac Brown

Chelsea Pitvorec | Associate Director of Athletic Communications
 Email: cpitvorec@unm.edu | Cell: 352-422-2875

BY THE NUMBERS (MW)

Updated as of 12/13/2020

Statistic	All Games - MW	MW Games
Scoring:	72.0 ppg - 8th	N/A
Scoring Defense:	61.0 ppg - 4th	N/A
Scoring Margin:	+11.0 - 6th	N/A
Field Goal %:	.439 - 5th	N/A
Def. Field Goal %:	.339 - 2nd	N/A
3-Point FG %:	.235 - 11th	N/A
Def. 3-Point FG %:	.371 - 8th	N/A
Free Throw %:	.769 - 2nd	N/A
Rebounding Off.:	49.0 rpg - 1st	N/A
Rebounding Def.:	30.0 rpg - 2nd	N/A
Reb. Margin:	+19.0 rpg - 1st	N/A
Assists:	12.0 apg - 7th	N/A
Turnover Margin:	0.0 - 5th	N/A
Asst/TO Ratio:	0.8 A/TO - 8th	N/A
Steals:	6.0 spg - 9th	N/A
Blocks:	3.0 bpg - 5th	N/A

KENPOM.COM

Category	Offense	Defense	D-I Avg
Adj. Efficiency	98.7 183	102.5 231	99.5
Adj. Tempo	72.5 95		71.0
Avg. Poss. Length	16.9 162	18.0 274	16.8
Four Factors			
Effective FG%:	47.0 216	45.5 69	49.5
Turnover %:	21.9 234	21.9 79	19.7
Off. Reb. %:	48.7 1	25.0 83	28.3
FTA/FGA:	19.7 301	28.6 96	32.9
Miscellaneous Components			
3P%:	23.5 300	37.1 238	33.1
2P%:	51.0 130	28.6 1	49.3
FT%:	76.9 42	62.5 43	69.6
Block%:	0.0 1	14.3 26	8.8
Steal%:	7.3 73	8.8 167	9.1
Non-Stl TO%:	14.6 298	13.2 46	10.5
Style Components			
3PA/FGA:	25.8 304	62.5 315	37.5
A/FGM:	41.4 286	57.9 235	52.5
Point Distribution (% of total points)			
3-Pointers:	16.7 309	63.9 1	30.6
2-Pointers:	69.4 2	19.7 316	50.7
Free Throws:	13.9 282	16.4 218	18.8
Strength of Schedule			
Components:	96.7 254	100.6 217	99.5
Overall:	-3.92 236		0.00
Non-conference:	-3.92 233		0.00
Personnel			
Bench Minutes:	34.7% 79		30.4%
Experience:	1.59 yrs 214		1.74
Minutes Continuity:	25.2% 275		45.3%
Average Height:	77.6" 71		77.0"
2-Foul Participation:	0.0% 308		23.2%

LAST TIME OUT

After 283 days between competitions, the Lobos debuted their 2020-21 season on Sunday with an 11-point victory over Rice. Senior Makuach Maluach registered his third career double-double with 23 points and 12 rebounds.

Six of the 11 Lobos to touch the floor Sunday made their Lobo debuts including junior transfers Rod Brown, Saquan Singleton and Valdir Manuel along with sophomore transfer Jeremiah Francis III, redshirt-freshman Bayron Matos and true freshman Javonté Johnson.

SENIOR STEP-UP

Maluach has been expected to lead the team this year as a senior, and Sunday's display may be an indicator of what is to come for the Lobo. Prior to Sunday's game, Maluach had only registered 20+ points five times in his career. Additionally, he has only posted three games in his career in which he has registered 10+ rebounds - all of which were as part of a double-double.

Maluach, usually a consistent and quiet force for the Lobos, has only led the Lobos in scoring in 11 games out of 101.

CAREER HIGHS

Sophomore Emmanuel Kuac tied his career-high eight points on Sunday in his first game of his second season at UNM. He also posted a career-high seven rebounds and has emerged as a key player on this year's new squad.

QUICK TURNAROUND

The Lobos intentionally scheduled just one day between their first two contests to prepare for conference play this season. Due to the COVID-19 pandemic, the Mountain West conference has released a new conference schedule that consists of two-game series' played one day apart throughout the rest

of the season to cut down on travel.

FAMILIAR FACES - BROTHER VS BROTHER

Lobo junior and New Mexico native Clay Patterson will face his younger brother David for the first time ever on Tuesday. Both New Mexico Gatorade Players of the Year have been on the same teams throughout their lives and this will be their first time playing against each other.

In addition, OLLU assistant coach Sean Patterson is the Patterson brothers' second cousin.

Thus far, the only other brothers to have played against each other this season across the country appear to be Jordan and Nik Mains (Arizona/Northern Arizona). While the Patterson brothers will hit the court Tuesday, Dontrell and Devontae Shuler (Middle Tennessee & Ole Miss) will play the next day.

MALUACH'S 100TH GAME

Sunday's game marked senior Makuach Maluach's 100th collegiate contest. Maluach is the only four-year Lobo on the squad and has been a member of the UNM team since HC Paul Weir's first season.

57 STRAIGHT STARTS

Senior Makuach Maluach has started 57 straight games heading into Tuesday's contest.

COUNTDOWN TO 1,000

Senior Makuach Maluach enters Tuesday's game just 18 points shy of 1,000 for his career. If all goes according to plan, Maluach will serve as the 35th Lobo to join the 1,000-point club.

PERSONNEL UPDATE

Lobo seven-footer Assane Ndiaye will not play on Tuesday. He is currently sitting out due to COVID-19-related reasons. His estimated date of return is not yet known.

ABOUT THE 2020-21 LOBOS

The 2020-21 Lobos return six letterwinners including just one starter in senior Makuach Maluach. Maluach, the only four-year Lobo on the squad, has been a prominent feature for UNM since Head Coach Paul Weir's arrival four seasons ago and finished the 2019-20 season with his 56th consecutive start. The remaining five letterwinners combine for just five starts and an average of 11.0 points throughout last season.

In addition to the six returners, the Lobos welcome 12 newcomers, half of which are transfers. Transfers include sophomore point guard Jeremiah Francis III who comes to UNM out of North Carolina where he played in 16 games and scored in double figures three times. Francis will be eligible to play this season after an NCAA waiver was approved.

Another newcomer expected to make an immediate impact is redshirt-freshman Bayron Matos, who arrived last spring and sat at the end of the bench throughout the remainder of the 2019-20 season in preparation for his first full season in 2020-21.

BY THE NUMBERS

Here is what is returning and missing for the 2020-21 Lobos.

Stat	Returning	Lost	% Returning
Points	579	1,952	23%
Rebounds	249	910	21%
Assists	78	416	16%
Blocks	24	71	25%
Steals	48	219	18%
3-Pointers	64	166	28%
Free Throws	77	440	15%

RACKING UP THOSE EXPERIENCED HEAD COACHES

Based on a poll of NCAA Division I SIDs, the 2020-21 Lobos are tied for the most former head coaches (at any level) on staff for an NCAA DI team in with four, two of which were with the Lobos last season: Assistant Coach Dan McHale (Eastern Kentucky) and Assistant Coach Ralph Davis (New Mexico Military Institute). Two other former head coaches have been added to the staff this season in Assistant Coach Scott Padgett (Samford) and Special Assistant to the Head Coach Dave Pilipovich (Air Force).

TRANSFERS ON THE COURT

The Lobos have a pair of NCAA Division I transfers that have been cleared by the NCAA to play this season, despite competing for their former teams in 2019-20. Jeremiah Francis III (UNC) and Logan Padgett (Samford) are both eligible to play this season.

USA TODAY COACHES POLL

As of 12/13/2020							
No.	School	Record	Pts.	1st	Prev. Chg.	H/L	
1	Alabama	10-0	1548	60	1	—	1/3
2	Notre Dame	10-0	1481	2	2	—	2/10
3	Clemson	9-1	1403	0	3	—	1/4
4	Ohio State	5-0	1381	0	4	—	2/10
5	Texas A&M	7-1	1292	0	5	—	5/20
6	Cincinnati	8-0	1213	0	7	1	6/22
7	Indiana	6-1	1088	0	9	2	7/NR
8	Iowa State	8-2	1065	0	11	3	8/NR
9	Georgia	7-2	1038	0	10	1	3/11
10	Oklahoma	7-2	933	0	12	2	3/NR
11	Florida	8-2	912	0	6	-5	3/11
12	Coastal Carolina	11-0	884	0	13	1	12/NR
13	Southern Calif.	5-0	798	0	15	2	13/NR
14	Northwestern	6-1	779	0	14	—	13/NR
15	North Carolina	8-3	626	0	20	5	6/NR
16	Brigham Young	10-1	616	0	16	—	8/23
17	Iowa	6-2	526	0	18	1	17/NR
18	UL Lafayette	9-1	510	0	17	-1	17/NR
19	Miami	8-2	488	0	8	-11	7/NR
20	Tulsa	6-1	365	0	19	-1	19/NR
21	Liberty	9-1	194	0	21	—	21/NR
22	Oklahoma State	7-3	189	0	NR	4	6/NR
23	NC State	8-3	185	0	24	1	22/NR
24	Texas	6-3	176	0	23	-1	8/NR
25	San José State	6-0	127	0	NR	4	25/NR

Others receiving votes: Buffalo 102; Auburn 45; Army 35; Boise State 30; Marshall 29; Washington 22; Missouri 17; Colorado 17; Nevada 10; Wisconsin 8; Southern Methodist 7; Oregon 6; Utah 4; Texas Christian 1.

ASSOCIATED PRESS POLL

As of 12/6/2020				
No.	School	Pts.	Rec.	Prev.
1	Gonzaga (54)	3-0	1,518	1
2	Baylor (7)	3-0	1,470	2
3	Iowa	3-0	1,385	3
4	Michigan State	5-0	1,296	8
5	Kansas	4-1	1,195	7
6	Illinois	3-1	1,104	5
7	Houston	4-0	1,090	10
8	Creighton	3-0	1,068	9
9	Villanova	4-1	1,033	12
10	Duke	2-1	954	6
11	West Virginia	4-1	918	11
12	Tennessee	0-0	767	13
T-13	Wisconsin	3-1	750	4
T-13	Texas	4-1	750	17
15	Virginia Tech	4-0	688	16
16	North Carolina	3-1	547	14
17	Texas Tech	4-1	541	17
18	Virginia	3-1	474	15
19	Richmond	2-0	419	19
20	Florida State	1-0	350	22
21	Rutgers	3-0	293	24
22	Ohio State	3-0	287	23
23	Arizona State	3-1	218	25
24	San Diego State	4-0	123	NR
25	Louisville	4-0	122	NR

Others receiving votes: Michigan 107, Saint Louis 94, Florida 90, Indiana 40, Oregon 26, Oklahoma St. 26, Marquette 22, Missouri 19, UConn 12, Xavier 9, Clemson 7, Alabama 5, Washington St 3, Maryland 2, UCLA 1, SMU 1, Oklahoma 1

MW PRESEASON POLL

Place	School (1st Place Votes)	Points
1.	San Diego State (14)	211
2.	Boise State (4)	188
3.	Utah State (2)	177
4.	UNLV	160
5.	Colorado State	141
6.	Nevada	114
7.	New Mexico	106
8.	Fresno State	93
9.	Wyoming	59
10.	Air Force	39
11.	San José State	32

MOUNTAIN WEST STANDINGS						
Through Dec. 13, 2020						
Place	School	MW	MW Pct.	Overall	Overall Pct.	Streak
	San Diego State	0-0	0.000	5-0	1.000	W5
	Colorado State	0-0	0.000	1-0	1.000	W1
	Fresno State	0-0	0.000	1-0	1.000	W1
	New Mexico	0-0	0.000	1-0	1.000	W1
	Wyoming	0-0	0.000	5-1	0.833	W4
	Boise State	0-0	0.000	4-1	0.800	W4
	Nevada	0-0	0.000	4-2	0.667	L1
	Air Force	0-0	0.000	2-2	0.500	L1
	Utah State	0-0	0.000	2-3	0.400	W1
	San José State	0-0	0.000	1-2	0.333	L2
	UNLV	0-0	0.000	1-4	0.200	W1

LOBOS RECORD WHEN ...	OVERALL	MW
Overall	1-0	0-0
At home	0-0	0-0
On the road	1-0	0-0
At neutral sites	0-0	0-0
After a win	0-0	0-0
After a loss	0-0	0-0
In overtime	0-0	0-0
vs. ranked opponents	0-0	0-0
In Cherry jerseys	1-0	0-0
In Silver jerseys	0-0	0-0
In White jerseys	0-0	0-0
In Turquoise jerseys	0-0	0-0
In GOLD jerseys	0-0	0-0
In White/Pink	0-0	0-0
Games decided by 1-4 points	0-0	0-0
Games decided by 5-9 points	0-0	0-0
Games decided by 10-19 points	1-0	0-0
Games decided by 20+ points	0-0	0-0
Leading at half	1-0	0-0
Trailing at half	0-0	0-0
Tied at half	0-0	0-0
Shooting 50% or better	0-0	0-0
Shooting between 40-49.9%	1-0	0-0
Shooting less than 40%	0-0	0-0
Opponent shoots 50% or better	0-0	0-0
Opponent shoots b/w 40-49.9%	0-0	0-0
Opponent shoots b/w 30-39.9%	1-0	0-0
Opponent shoots less than 30%	0-0	0-0
UNM higher FG%	1-0	0-0
Opponent higher FG%	0-0	0-0
FG% Tied	0-0	0-0
UNM outrebounds	1-0	0-0
Opponent outrebounds	0-0	0-0
Rebounds tied	0-0	0-0
UNM more made free throws	0-0	0-0
Opponent more made free throws	0-0	0-0
Made free throws tied	1-0	0-0
UNM 3FG% higher	0-0	0-0
Opponent 3FG% higher	1-0	0-0
3FG% tied	0-0	0-0
UNM has more fouls	1-0	0-0
Opponent has more fouls	0-0	0-0
Fouls are tied	0-0	0-0
UNM more turnovers	0-0	0-0
Opponent more turnovers	0-0	0-0
Turnovers tied	1-0	0-0
Scoring less than 50 points	0-0	0-0
Scoring 50-59 points	0-0	0-0
Scoring 60-69 points	0-0	0-0
Scoring 70-79 points	1-0	0-0
Scoring 80-89 points	0-0	0-0
Scoring 90-99 points	0-0	0-0
Scoring 100+ points	0-0	0-0
Allowing 40 points or less	0-0	0-0
Allowing 41-49 points	0-0	0-0
Allowing 50-59 points	0-0	0-0
Allowing 60-69 points	1-0	0-0
Allowing 70-79 points	0-0	0-0
Allowing 80-89 points	0-0	0-0
Allowing 90+ points	0-0	0-0
On Monday	0-0	0-0
On Tuesday	0-0	0-0
On Wednesday	0-0	0-0
On Thursday	0-0	0-0
On Friday	0-0	0-0
On Saturday	0-0	0-0
On Sunday	1-0	0-0
In November	0-0	0-0
In December	1-0	0-0
In January	0-0	0-0
In February	0-0	0-0
In March	0-0	0-0
In 8 p.m. or later tipoffs (local)	0-0	0-0

AND AWAY WE GO!

UNM is one of just two teams in NCAA Division I that have relocated indefinitely due to Covid-19 restrictions. Both New Mexico and New Mexico State, due to local health guidelines in the State of New Mexico, have relocated to allow for the teams to conduct full practice. The Lobos found Levelland, Texas as their home-away-from-home prior to the start of the season where they resided and practiced leading up to the 2020-21 opener.

UNM was only able to hold a handful of practices in Albuquerque as local guidelines continued to change prior to moving to Texas on Nov. 13, which means the Lobos got a much later start than usual in 5-on-5 practice.

A DIVERSE ROSTER

This year, the Lobos are tied for second in the nation for most foreign countries and states represented with 15 (9 states and 6 countries, excluding the US). UT Martin leads the country with 17 while the Lobos tie Penn with 15.

The six countries represented by the 2020-21 Lobo squad include Angola, Australia, Canada, Central African Republic, Dominican Republic and Senegal. UNM's nine states represented include Alabama, Alaska, Arizona, Colorado, New Mexico, New York, North Carolina, Ohio and Tennessee.

STARTERS AND RECORDS - (in order of appearance)					
1	2	3	4	5	Rec.
Francis III	Singleton	Maluach	Kuac	Brown	1-0

THE 2020-21 NEW MEXICO LOBOS

PRONUNCIATION GUIDE

0	Isaiah MARIN.....	MARE-in
1	BAYRON MATOS.....	BYE-run MAT-ohs
2	SAQUAN Singleton.....	SAY-qwan
4	Emmanuel KUAC.....	KWATCH
10	MAKUACH MALUACH	muh-KWATCH mal-a-WATCH
13	JAVONTÉ Johnson.....	Juh-VAHN-tay
14	Logan PADGETT.....	PAD-jet
22	VALDIR Manuel.....	val-DEER
23	ELOY MEDINA	EE-loy muh-DEE-nuh
30	Kurt WEGSCHEIDER	WEG-shy-der
35	ASSANE NDIAYE	uh-SAHN en-jie

BY ELIGIBILITY

Seniors (2)

3	Keith McGee.....	G
10	Makuach Maluach.....	G/F

Juniors (6)

2	Saquan Singleton.....	G
5	Rod Brown.....	F
20	Clay Patterson.....	G
22	Valdir Manuel.....	F
33	Jordan Arroyo.....	F
35	Assane Ndiaye.....	F

Sophomores (4)

4	Emmanuel Kuac.....	G
11	Jeremiah Francis III.....	PG
14	Logan Padgett.....	F
30	Kurt Wegscheider.....	G

Freshmen (6)

0	Isaiah Marin.....	G
1	Bayron Matos.....	F
12	Daniel Headdings.....	G
13	Javonté Johnson.....	G
21	Nolan Dorsey.....	PG
23	Eloy Medina.....	G

HOME STATE/COUNTRY

Alabama (1)

14	Logan Padgett.....	F
----	--------------------	---

Alaska (1)

12	Daniel Headdings.....	G
----	-----------------------	---

Arizona (1)

0	Isaiah Marin.....	G
---	-------------------	---

Colorado (1)

13	Javonté Johnson.....	G
----	----------------------	---

New Mexico (3)

20	Clay Patterson.....	G
23	Eloy Medina.....	G
33	Jordan Arroyo.....	F

New York (2)

2	Saquan Singleton.....	G
3	Keith McGee.....	G

North Carolina (1)

21	Nolan Dorsey.....	PG
----	-------------------	----

Ohio (1)

11	Jeremiah Francis III.....	PG
----	---------------------------	----

Tennessee (1)

5	Rod Brown.....	F
---	----------------	---

Angola (1)

22	Valdir Manuel.....	F
----	--------------------	---

Australia (1)

10	Makuach Maluach.....	G/F
----	----------------------	-----

Canada (1)

4	Emmanuel Kuac.....	G
---	--------------------	---

Central African Republic (1)

30	Kurt Wegscheider.....	G
----	-----------------------	---

Dominican Republic (1)

1	Bayron Matos.....	F
---	-------------------	---

Senegal (1)

35	Assane Ndiaye.....	F
----	--------------------	---

NUMERICAL ROSTER

#	NAME	HT	POS	YR	EXP @ UNM	HOMETOWN (LAST SCHOOL/TEAM)
0	Isaiah Marin	6-5	G	Fr.	HS	Phoenix, Ariz (College Prep Academy)
1	Bayron Matos	6-9	F	R-Fr.	HS	Santo Domingo D.R. (Hamilton Heights C. Acad.)
2	Saquan Singleton	6-6	G	Jr.	TR	Bronx, N.Y. (Hutchinson CC)
3	Keith McGee	6-3	PG	R-Sr.	2L	Rochester, N.Y. (South Plains College)
4	Emmanuel Kuac	6-7	G	So.	1L	Calgary, Alberta, Canada (Kearns HS (Utah))
5	Rod Brown	6-7	F	R-Jr.	TR	Memphis, Tenn. (Pearl River CC/Wichita State)
10	Makuach Maluach	6-7	G/F	Sr.	3L	Sydney, Australia (Newington College)
11	Jeremiah Francis III	6-1	PG	So.	TR	Columbus, Ohio (North Carolina)
12	Daniel Headdings	6-2	G	R-Fr.	HS	Wasilla, Alaska (Wasilla HS)
13	Javonté Johnson	6-6	G	Fr.	HS	Colorado Springs, Colo. (Cheyenne Mtn. HS)
14	Logan Padgett	6-7	F	So.	TR	Homewood, Ala. (Samford)
20	Clay Patterson	6-1	G	R-Jr.	2L	Rio Rancho, N.M. (Fort Lewis)
21	Nolan Dorsey	6-5	PG	Fr.	HS	Knightdale, N.C. (Milbrook HS)
22	Valdir Manuel	6-10	F	Jr.	TR	Luanda, Angola (Harcum College)
23	Eloy Medina	6-3	G	Fr.	HS	Albuquerque, N.M. (West Mesa HS)
30	Kurt Wegscheider	6-4	G	So.	1L	Bangui, Central African Republic (NBA Academy Africa)
33	Jordan Arroyo	6-7	F	Jr.	2L	Albuquerque, N.M. (Atrisco Heritage Acad.)
35	Assane Ndiaye	7-1	F	Jr.	TR	Dakar, Senegal (Kilgore College)

ALPHABETICAL ROSTER

#	NAME	HT	POS	YR	EXP. @ UNM	HOMETOWN (LAST SCHOOL/TEAM)
33	Jordan Arroyo	6-7	F	Jr.	2L	Albuquerque, N.M. (Atrisco Heritage Acad.)
5	Rod Brown	6-7	F	R-Jr.	TR	Memphis, Tenn. (Pearl River CC/Wichita State)
21	Nolan Dorsey	6-5	PG	Fr.	HS	Knightdale, N.C. (Milbrook HS)
11	Jeremiah Francis III	6-1	PG	So.	TR	Columbus, Ohio (North Carolina)
12	Daniel Headdings	6-2	G	R-Fr.	HS	Wasilla, Alaska (Wasilla HS)
13	Javonté Johnson	6-6	G	Fr.	HS	Colorado Springs, Colo. (Cheyenne Mtn. HS)
4	Emmanuel Kuac	6-7	G	So.	1L	Calgary, Alberta, Canada (Kearns HS (Utah))
10	Makuach Maluach	6-7	G/F	Sr.	3L	Sydney, Australia (Newington College)
22	Valdir Manuel	6-10	F	Jr.	TR	Luanda, Angola (Harcum College)
0	Isaiah Marin	6-5	G	Fr.	HS	Phoenix, Ariz (College Prep Academy)
1	Bayron Matos	6-9	F	R-Fr.	HS	Santo Domingo D.R. (Hamilton Heights C. Acad.)
3	Keith McGee	6-3	PG	R-Sr.	2L	Rochester, N.Y. (South Plains College)
23	Eloy Medina	6-3	G	Fr.	HS	Albuquerque, N.M. (West Mesa HS)
35	Assane Ndiaye	7-1	F	Jr.	TR	Dakar, Senegal (Kilgore College)
14	Logan Padgett	6-7	F	So.	TR	Homewood, Ala. (Samford)
20	Clay Patterson	6-1	G	R-Jr.	2L	Rio Rancho, N.M. (Fort Lewis)
2	Saquan Singleton	6-6	G	Jr.	TR	Bronx, N.Y. (Hutchinson CC)
30	Kurt Wegscheider	6-4	G	So.	1L	Bangui, Central African Republic (NBA Academy Africa)

STARTERS RETURNING (1)

No.	Name	Pos.	GP-GS	Pts.	Reb.	Ast.	FG%	FT%
10	Makuach Maluach	G/F	33-33	9.6	4.0	1.2	48.0%	72.6%

OTHER LETTERWINNERS RETURNING (5)


No.	Name	Pos.	GP-GS	Pts.	Reb.	Ast.	FG%	FT%
3	Keith McGee	G	31-2	5.9	1.6	0.8	47.3	60.0
4	Emmanuel Kuac	G	19-0	1.5	1.3	0.5	52.2	16.7
20	Clay Patterson	G	9-0	0.7	0.3	0.3	00.0	100.0
30	Kurt Wegscheider	G	17-2	1.9	1.3	0.4	56.0	57.1
33	Jordan Arroyo	F	14-1	1.0	1.2	0.1	41.7	66.7

STARTERS LOST (4)

No.	Name	Pos.	GP-GS	Pts.	Reb.	Ast.	FG%	FT%
0	Zane Martin	G	33-18	10.1	2.9	3.1	41.5	70.5
1	Corey Manigault	F	33-20	12.5	4.5	0.7	54.5	69.8
2	Vance Jackson	G/F	28-28	11.1	5.3	1.3	41.4	71.4
5	JaQuan Lyle	G	29-28	14.9	4.2	4.6	43.0	74.6

OTHER LETTERWINNERS LOST (4) NEWCOMERS (12)

No.	Name	Pos.	No.	Name	Pos.	Exp.
4	Tavian Percy	G	0	Isaiah Marin	G	HS
11	JJ Caldwell	G	1	Bayron Matos	F	HS
14	Vante Hendrix	G	2	Saquan Singleton	G	TR
15	Carlton Bragg	F	5	Rod Brown	F	TR
			11	Jeremiah Francis III	PG	TR
			12	Daniel Headdings	G	HS
			13	Javonté Johnson	G	HS
			14	Logan Padgett	F	TR
			21	Nolan Dorsey	PG	HS
			22	Valdir Manuel	F	TR
			23	Eloy Medina	G	HS
			35	Assane Ndiaye	F	TR



Paul Weir

21st Head Coach in UNM Program History
Career Record: 81-53

NOTEWORTHY :

- Named the 21st head coach in program history on April 11, 2017
- First basketball coach to serve as head coach for both New Mexico DI Institutions
- Led 2017-18 Lobos to third in the MW after the team was picked ninth
- Led NMSU to WAC Tournament Championship and NCAA Appearance
- Married to Alma Weir and has two sons, Theodore and Noah

COACHING EXPERIENCE

Head Coach:

New Mexico (2017-present) (53-47)

New Mexico State (2016-17) (28-6)

Associate Head Coach:

New Mexico State (2007-16)

Director of Basketball Operations:

University of Iowa (2005-07)

Assistant Coach:

Northwestern State (La.) (2004-05)

MORE NOTES ON COACH WEIR

- Weir’s 28-6 record as a first-year head coach in 2016-17 at NMSU tied for the 10th-most wins by a Division I head coach in NCAA history
- His 28 wins in 2016-17 were the most in Division I for first-year head coaches
- Among those 28 wins was an NMSU school record 20-game win streak that was at the time the longest in the nation
- Has three master’s degrees in health and human performance, sports psychology and business administration. Recently completed his doctorate
- Played at York University and became starting point-guard for the Lions as a freshman
- Weir arrived at NM State in 2007 after two seasons as the director of basketball operations at Iowa, where he served under former Lobo head coach Steve Alford

ALMA MATER

York (2004)

WHAT THEY ARE SAYING ABOUT PAUL WEIR

“New Mexico got a guy in Paul Weir that has paid his dues, and immediately showed he can get things done as the head coach. This hire makes sense because Weir knows the landscape and the expectations at UNM. He’s a guy who can coach, recruit and connect with players. That’s rare these days.” - Jeff Goodman, ESPN

“Paul Weir handled the transition from assistant coach to head coach about as smoothly as it can be handled -- winning 28 games in his first year after being promoted at New Mexico State. It was similar to what Brad Stevens did immediately after being promoted at Butler. So the Lobos have hired an accomplished coach with a great reputation.” - Gary Parrish, CBS Sports

2020-21 SEASON STATISTICS

RECORD:	OVERALL	HOME	AWAY	NEUTRAL
ALL GAMES	1-0	0-0	1-0	0-0
CONFERENCE	0-0	0-0	0-0	0-0
NON-CONFERENCE	1-0	0-0	1-0	0-0

#	Player	gp-gs	min	avg	Total		3-Point		F-Throw		Rebounds				pf	dq	a	to	blk	stl	pts	avg	
					fg-fga	fg%	3fg-fga	3fg%	ft-fta	ft%	off	def	tot	avg									
01	MATOS, Bayron	1-0	22	22.0	5-9	.556	0-0	.000	0-0	.000	3	2	5	5.0	1	0	2	4	1	1	10	10.0	
02	SINGLETON, Saquan	1-1	24	24.0	1-3	.333	0-0	.000	2-2	1.000	1	4	5	5.0	2	0	4	1	1	0	4	4.0	
03	MCGEE, Keith	1-0	15	15.0	0-3	.000	0-2	.000	0-0	.000	1	2	3	3.0	0	0	0	1	1	0	0	0.0	
04	KUAC, Emmanuel	1-1	20	20.0	3-6	.500	1-4	.250	1-2	.500	1	6	7	7.0	4	0	0	2	0	0	8	8.0	
05	BROWN, Rod	1-1	25	25.0	5-9	.556	0-0	.000	1-1	1.000	4	3	7	7.0	3	0	3	2	0	0	11	11.0	
10	MALUACH, Makuach	1-1	29	29.0	8-14	.571	2-2	1.000	5-6	.833	6	6	12	12.0	1	0	1	2	0	0	23	23.0	
11	FRANCIS III, Jeremiah	1-1	30	30.0	2-8	.250	0-4	.000	1-2	.500	0	2	2	2.0	2	0	2	0	0	3	5	5.0	
13	JOHNSON, Javonté	1-0	9	9.0	1-3	.333	0-2	.000	0-0	.000	0	0	0	0.0	1	0	0	0	0	1	2	2.0	
20	PATTERSON, Clay	1-0	2	2.0	0-0	.000	0-0	.000	0-0	.000	0	0	0	0.0	0	0	0	0	0	0	0	0.0	
22	MANUEL, Valdir	1-0	13	13.0	4-11	.364	1-3	.333	0-0	.000	3	3	6	6.0	2	0	0	2	0	1	9	9.0	
30	WEGSCHEIDER, Kurt	1-0	11	11.0	0-0	.000	0-0	.000	0-0	.000	0	0	0	0.0	0	0	0	1	0	0	0	0.0	
Team											0	2	2										
Total.....		1	200		29-66	.439	4-17	.235	10-13	.769	19	30	49	49.0	16	0	12	15	3	6	72	72.0	
Opponents.....		1	200		19-56	.339	13-35	.371	10-16	.625	10	20	30	30.0	15	-	11	15	0	5	61	61.0	

TEAM STATISTICS	NM	OPP	Date	Opponent	Score	Att.
SCORING	72	61	12/13/20	at Rice	w 72-61	0
Points per game	72.0	61.0	12/15/20	vs Our Lady of the Lake	5 p.m.	
Scoring margin	+11.0	-	* 12/21/20	at Boise State	7:30 p.m.	
FIELD GOALS-ATT	29-66	19-56	* 12/23/20	at Boise State	8 p.m.	
Field goal pct	.439	.339	* 12/31/20	NEVADA	TBA	
3 POINT FG-ATT	4-17	13-35	* 1/2/20	NEVADA	TBA	
3-point FG pct	.235	.371	* 1/7/20	UTAH STATE	TBA	
3-pt FG made per game	4.0	13.0	* 1/9/20	UTAH STATE	TBA	
FREE THROWS-ATT	10-13	10-16	* 1/14/20	at UNLV	TBA	
Free throw pct	.769	.625	* 1/16/20	at UNLV	TBA	
F-Throws made per game	10.0	10.0	* 1/21/20	SAN JOSE STATE	TBA	
REBOUNDS	49	30	* 1/23/20	SAN JOSE STATE	TBA	
Rebounds per game	49.0	30.0	* 1/28/20	at Fresno State	TBA	
Rebounding margin	+19.0	-	* 1/30/20	at Fresno State	TBA	
ASSISTS	12	11	* 2/3/20	SAN DIEGO STATE	TBA	
Assists per game	12.0	11.0	* 2/5/20	SAN DIEGO STATE	TBA	
TURNOVERS	15	15	* 2/11/20	at Colorado State	TBA	
Turnovers per game	15.0	15.0	* 2/13/20	at Colorado State	TBA	
Turnover margin	+0.0	-	* 2/17/20	WYOMING	TBA	
Assist/turnover ratio	0.8	0.7	* 2/19/20	WYOMING	TBA	
STEALS	6	5	* 2/22/20	at Air Force	TBA	
Steals per game	6.0	5.0	* 2/24/20	at Air Force	TBA	
BLOCKS	3	0				
Blocks per game	3.0	0.0				
ATTENDANCE	0	0				
Home games-Avg/Game	0-0	1-0				
Neutral site-Avg/Game	-	0-0				

* - Conference game

Score by Periods	1st	2nd	Totals
New Mexico	31	41	72
Opponents	25	36	61

2020-21 Extended Season Statistics - All Games

RECORD:	OVERALL	HOME	AWAY	NEUTRAL
ALL GAMES	1-0	0-0	1-0	0-0
CONFERENCE	0-0	0-0	0-0	0-0
NON-CONFERENCE	1-0	0-0	1-0	0-0

#	Player	gp-gs	min	Total		3-Point		F-Throw		Rebounds					pts	avg											
				fg-fga	fg%	3fg-fga	3fg%	ft-fa	ft%	off	def	tot	avg	pf			dq	a	a/g	to	to/g	a/to	bik	blk/g	stl	stl/g	
01	MATOS, Bayron	1-0	22	22.0	5-9	.556	0-0	.000	0-0	.000	3	2	5	5.0	1	0	2	2.00	4	4.00	0.50	1	1.00	1	1.00	10	10.0
02	SINGLETON, Saquan	1-1	24	24.0	1-3	.333	0-0	.000	2-2	1.000	1	4	5	5.0	2	0	4	4.00	1	1.00	4.00	1	1.00	0	0.00	4	4.0
03	MCGEE, Keith	1-0	15	15.0	0-3	.000	0-2	.000	0-0	.000	1	2	3	3.0	0	0	0	0.00	1	1.00	0.00	1	1.00	0	0.00	0	0.0
04	KUAC, Emmanuel	1-1	20	20.0	3-6	.500	1-4	.250	1-2	.500	1	6	7	7.0	4	0	0	0.00	2	2.00	0.00	0	0.00	0	0.00	8	8.0
05	BROWN, Rod	1-1	25	25.0	5-9	.556	0-0	.000	1-1	1.000	4	3	7	7.0	3	0	3	3.00	2	2.00	1.50	0	0.00	0	0.00	11	11.0
10	MALUACH, Makuach	1-1	29	29.0	8-14	.571	2-2	1.000	5-6	.833	6	6	12	12.0	1	0	1	1.00	2	2.00	0.50	0	0.00	0	0.00	23	23.0
11	FRANCIS III, Jeremiah	1-1	30	30.0	2-8	.250	0-4	.000	1-2	.500	0	2	2	2.0	2	0	2	2.00	0	0.00	99.00	0	0.00	3	3.00	5	5.0
13	JOHNSON, Javonté	1-0	9	9.0	1-3	.333	0-2	.000	0-0	.000	0	0	0	0.0	1	0	0	0.00	0	0.00	0.00	0	0.00	1	1.00	2	2.0
20	PATTERSON, Clay	1-0	2	2.0	0-0	.000	0-0	.000	0-0	.000	0	0	0	0.0	0	0	0	0.00	0	0.00	0.00	0	0.00	0	0.00	0	0.0
22	MANUEL, Valdir	1-0	13	13.0	4-11	.364	1-3	.333	0-0	.000	3	3	6	6.0	2	0	0	0.00	2	2.00	0.00	0	0.00	1	1.00	9	9.0
30	WEGSCHEIDER, Kurt	1-0	11	11.0	0-0	.000	0-0	.000	0-0	.000	0	0	0	0.0	0	0	0	0.00	1	1.00	0.00	0	0.00	0	0.00	0	0.0
Total.....		1	200	29-66	.439	4-17	.235	10-13	.769	19	30	49	49.0	16	0	12	12.00	15	15.00	0.80	3	3.00	6	6.00	72	72.0	
Opponents.....		1	200	19-56	.339	13-35	.371	10-16	.625	10	20	30	30.0	15	-	11	11.00	15	15.00	0.73	0	0.00	5	5.00	61	61.0	

Score by Periods	1st	2nd	Totals
New Mexico	31	41	72
Opponents	25	36	61

2020-21 Season Metrics

#	Player	Min	AST%	EFG%	TS%	Usg%	DRB%	ORB%	TRB%
05	BROWN, Rod	25	22.9	.556	.583	21.1	12.0	16.4	14.2
11	FRANCIS III, Jeremiah	30	10.1	.250	.282	13.7	6.7	0.0	3.4
13	JOHNSON, Javonté	9	0.0	.333	.333	15.4	0.0	0.0	0.0
04	KUAC, Emmanuel	20	0.0	.583	.581	20.5	30.0	5.1	17.7
10	MALUACH, Makuach	29	7.7	.643	.691	29.6	20.7	21.2	21.0
22	MANUEL, Valdir	13	0.0	.409	.409	46.1	23.1	23.7	23.4
01	MATOS, Bayron	22	18.3	.556	.556	27.3	9.1	14.0	11.5
03	MCGEE, Keith	15	0.0	.000	.000	12.3	13.3	6.8	10.1
20	PATTERSON, Clay	2	0.0	.000	.000	0.0	0.0	0.0	0.0
02	SINGLETON, Saquan	24	24.4	.333	.515	9.4	16.7	4.3	10.5
30	WEGSCHEIDER, Kurt	11	0.0	.000	.000	4.2	0.0	0.0	0.0

Estimated possessions: 68.3

Team offensive rating (ORTg): 105.4

Team defensive rating (DRtg): 89.3

AST% - An estimate of the pct of teammate field goals assisted while on the floor

EFG% - Effective FG% (adjusts to include additional points from 3FGs)

TS% - True Shooting% (takes into account field goals, 3-point field goals, and free throws)

Usg% - An estimate of the pct of team plays used while on the floor

DRB% - An estimate of the pct of available defensive rebounds grabbed while on the floor

ORB% - An estimate of the pct of available offensive rebounds grabbed while on the floor

TRB% - An estimate of the pct of all available rebounds grabbed while on the floor

ORTg - Offensive rating - points scored per 100 possessions

DRtg - Defensive rating - points allowed per 100 possessions

2020-21 SEASON STATISTICS

2020-21 UNM Team Game-by-Game

Opponent	Date	Score	W	Total		3-Pointers		Free throws		Rebounds				pf	a	t/o	blk	stl	pts	avg
				fg-fga	pct	3fg-fga	pct	ft-fta	pct	off	def	tot	avg							
at Rice	12/13/20	72-61	W	29-66	.439	4-17	.235	10-13	.769	19	30	49	49.0	16	12	15	3	6	72	72.0
New Mexico		72		29-66	.439	4-17	.235	10-13	.769	19	30	49	49.0	16	12	15	3	6	72	72.0
Opponents		61		19-56	.339	13-35	.371	10-16	.625	10	20	30	30.0	15	11	15	0	5	61	61.0

Games played: 1
 Points/game: 72.0
 FG Pct: 43.9
 3FG Pct: 23.5
 FT Pct: 76.9

Rebounds/game: 49.0
 Assists/game: 12.0
 Turnovers/game: 15.0
 Assist/turnover ratio: 0.8
 Steals/game: 6.0
 Blocks/game: 3.0

2020-21 Opponent Game-by-Game

Opponent	Date	Score	W	Total		3-Pointers		Free throws		Rebounds				pf	a	t/o	blk	stl	pts	avg
				fg-fga	pct	3fg-fga	pct	ft-fta	pct	off	def	tot	avg							
at Rice	12/13/20	72-61	W	19-56	.339	13-35	.371	10-16	.625	10	20	30	30.0	15	11	15	0	5	61	61.0
Opponents		61		19-56	.339	13-35	.371	10-16	.625	10	20	30	30.0	15	11	15	0	5	61	61.0
New Mexico		72		29-66	.439	4-17	.235	10-13	.769	19	30	49	49.0	16	12	15	3	6	72	72.0

Games played: 1
 Points/game: 61.0
 FG Pct: 33.9
 3FG Pct: 37.1
 FT Pct: 62.5

Rebounds/game: 30.0
 Assists/game: 11.0
 Turnovers/game: 15.0
 Assist/turnover ratio: 0.7
 Steals/game: 5.0
 Blocks/game: 0.0

2020-21 Game-by-Game Highs

Opponent	Date	Score	Points	Rebounds	Assists	Steals	Blocked shots
at Rice	12/13/20	72-61	23-MALUACH, Makua	12-MALUACH, Makua	4-SINGLETON, Saqu	3-FRANCIS III, Jeremi	1-SINGLETON, Saqu MCGEE, Keith MATOS, Bayron

DEC. 13, 2020 · NEW MEXICO 72, RICE 61 · Houston, Texas

Maluach Double-Double Paces Lobos Past Undefeated Rice

HOUSTON, TEXAS — Overcoming early nerves and as much as a five-point deficit in the first half, The University of New Mexico men's basketball team topped the previously-undefeated Rice University Owls on Sunday afternoon by a score of 72-61.

The Lobos open the 2020-21 season 1-0 while Rice falls to 4-1.

Senior Makuach Maluach, who is the lone returning starter for the Lobos and started his 57th consecutive contest on Sunday, kicked off his senior year with his third career double-double. He led the Lobos with 23 points and 12 rebounds including six offensive boards. Sunday also marked his 100th career contest.

Rebounding was the story of the game as New Mexico pulled down 49 rebounds compared to 30 for Rice, including 19 offensive. The last time the Lobos had 20 or more offensive rebounds was in the 2018-19 season.

Maluach was one of three Lobos to score in double figures and was joined by junior Rod Brown who posted 11 points and seven rebounds as well as redshirt-freshman Bayron Matos who collected 10 points and five boards.

Both Matos and Brown were two of six players to make their Lobo debuts on Sunday along with junior Saquan Singleton, junior Valdir Manuel, sophomore Jeremiah Francis III and freshman Javonté Johnson.

The Lobos, an almost entirely new squad battling first-game jitters against a 4-0 team, went down by five, 15-10 with 9:54 left in the first half after a 7-0 Owl run that was capped by back-to-back threes for the home team.

UNM tied it up on a layup from Singleton and a three from sophomore Emmanuel Kuac, 15-15, before continuing on a 17-3 run over 7:06 to take a nine-point lead, 27-18.

The Lobos' run was an even scoring effort featuring two points each from Singleton, Kuac, Brown, Francis III and Maluach, capped by back-to-back jumpers from Manuel.

Rice closed the gap to six, 31-25 at the half.

It was Manuel who put the Lobos up by double digits in the second half with a triple with 13:16 left on the clock to put UNM up 45-35.

Rice worked to battle back with a free throw and a layup to make it a seven-point game with 10:17 left, but Maluach quickly shut down any thought of a comeback with a jumper followed by a three at the top of the circle just 24 seconds apart. With the play, UNM went back up by double digits, 50-38, and Rice called a timeout to regroup.

The UNM defense held tough while its offense pushed forward as the Lobos ultimately stretched the lead to 13 on a jumper by Francis III at 3:45. UNM was up by 13 with 21 seconds left before a three from Rice sophomore Quincy Olivari knocked it down to 10.

Maluach and Olivari finished the game with free throws for the 72-61 final.

Additional standout moments for the Lobos include a career-tying eight points from Kuac, nine points and six rebounds from Manuel and an early appearance for junior walk-on Clay Patterson.

Rice was led by Olivari, who notched 21 points, followed by sophomore Travis Eevee who posted 15.

The Lobos are scheduled to return to action on Tuesday, Dec. 15 against Our Lady of the Lake at 5 p.m. MT / 6 p.m. CT in a neutral contest at Rice.

		Official Basketball Box Score -- Game Totals -- Final Statistics															
		New Mexico vs Rice															
		12/13/20 2:00 pm at Houston, TX															
		New Mexico 72 • 1-0, 0-0 MW															
#	Player	Total			3-Ptr			Rebounds			PF	TP	A	TO	Blk	Stl	Min
		FG	FGA	FT	FTA	Off	Def	Tot									
05	BROWN, Rod	f	5-9	0-0	1-1	4	3	7	3	11	3	2	0	0	0	25	
02	SINGLETON, Saquan	g	1-3	0-0	2-2	1	4	5	2	4	4	1	1	0	24		
04	KUAC, Emmanuel	g	3-6	1-4	1-2	1	6	7	4	8	0	2	0	0	20		
10	MALUACH, Makuach	g	8-14	2-2	5-6	6	6	12	1	23	1	2	0	0	29		
11	FRANCIS III, Jeremiah	g	2-8	0-4	1-2	0	2	2	2	5	2	0	0	0	30		
01	MATOS, Bayron	g	5-9	0-0	0-0	3	2	5	1	10	2	4	1	1	22		
03	MCGEE, Keith	g	0-3	0-2	0-0	1	2	3	0	0	0	1	1	0	15		
13	JOHNSON, Javonté	g	1-3	0-2	0-0	0	0	0	1	2	0	0	0	0	9		
20	PATTERSON, Clay	g	0-0	0-0	0-0	0	0	0	0	0	0	0	0	0	2		
22	MANUEL, Valdir	g	4-11	1-3	0-0	3	3	6	2	9	0	2	0	1	13		
30	WEGSCHEIDER, Kurt	g	0-0	0-0	0-0	0	0	0	0	0	0	1	0	0	11		
Team																	
Totals			29-66	4-17	10-13	19	30	49	16	72	12	15	3	6	200		
FG % 1st Half:		15-36	41.7%	2nd half:		14-30	46.7%	Game:		29-66	43.9%	Deadball					
3FG % 1st Half:		1-9	11.1%	2nd half:		3-8	37.5%	Game:		4-17	23.5%	Rebounds		1			
FT % 1st Half:		0-0	0.0%	2nd half:		10-13	76.9%	Game:		10-13	76.9%						
		Rice 61 • 4-1, 0-0 C-USA															
#	Player	Total			3-Ptr			Rebounds			PF	TP	A	TO	Blk	Stl	Min
		FG	FGA	FT	FTA	Off	Def	Tot									
15	Max Fiedler	f	1-5	0-1	0-0	2	4	6	1	2	2	3	0	0	29		
22	Tre Clark	f	0-1	0-1	1-2	0	4	4	3	1	0	2	0	2	26		
03	Travis Eevee	g	5-13	3-10	2-2	0	1	1	2	15	1	2	0	2	34		
24	Chris Mullins	g	0-5	0-3	3-4	2	0	2	5	3	3	3	0	0	23		
55	Cavit Ege Havsa	g	1-6	0-1	1-2	0	1	1	1	3	3	1	0	1	19		
00	Payton Moore	g	2-4	1-3	2-4	2	1	3	2	7	2	3	0	0	15		
04	Quincy Olivari	g	7-14	6-10	1-2	1	3	4	0	21	0	0	0	0	31		
05	Cameron Sheffield	g	0-0	0-0	0-0	0	0	0	0	0	0	0	0	0	2		
11	Riley Abercrombie	g	3-8	3-6	0-0	2	2	4	1	9	0	0	0	0	21		
Team																	
Totals			19-56	13-35	10-16	10	20	30	15	61	11	15	0	5	200		
FG % 1st Half:		8-24	33.3%	2nd half:		11-32	34.4%	Game:		19-56	33.9%	Deadball					
3FG % 1st Half:		6-13	46.2%	2nd half:		7-22	31.8%	Game:		13-35	37.1%	Rebounds		3			
FT % 1st Half:		3-6	50.0%	2nd half:		7-10	70.0%	Game:		10-16	62.5%						
Officials: Olandis Poole, Bert Smith, Antinio Petty																	
Technical fouls: New Mexico-None. Rice-None.																	
Attendance:																	
2020-21 Men's Basketball. Round: 0. New Mexico vs Rice. Played at Tudor Field																	
Score by periods			1st	2nd	Total												
New Mexico			31	41	72												
Rice			25	36	61												
						In	Off	2nd	Fast								
						Points	Paint	T/O	Chance	Break							
						NM	40	8	14	7							
						RICE	12	10	0	6							
Last FG - NM 2nd-00:21, RICE 2nd-00:17.																	
Largest lead - NM by 13 2nd-03:45, RICE by 5 1st-10:16.																	
NM led for 31:17, RICE led for 05:18. Game was tied for 03:25.																	
Score tied - 2 times.																	
Lead changed - 6 times.																	

OPPONENT NUMERICAL ROSTER/STATS

OLLU 2020-21 ROSTER

No.	Name	Cl.	Pos.	Ht.	Wt.	Hometown / Previous School
0	Lennox Jones Jr.	SR	G	6-3	180	Richmond, Texas/Coastal Bend College
1	Jordan Embry	SR	F	6-7	220	Paris, Texas/Univ. of Ark.-Montecello
2	Quenton Coleman	SO	G	5-9	155	San Antonio, Texas/Southern Nazarene Univ.
3	Christian Fields	SR	PG/SG	5-9	150	Kerrville, Texas/Howard College
4	Estefan Trevino	JR	PG/SG	6-0	160	San Antonio, Texas/Randall Univ.
5	Ruben Monzon	JR	F	6-5	182	San Diego, Calif./Texas A&M San Antonio
10	Darin Minniefield	SR	PG	6-2	175	Houston, Texas/Peru State Univ.
11	Tyler Giron	SR	G	5-11	170	Houston, Texas/Upper Iowa Univ.
12	Xavier Woodington	JR	G	6-3	160	Honolulu, Hawaii/Brennan High School
13	Josh Williams	SR	G	6-1	200	Houston, Texas/Tarleton State
14	Edvin Tedesjo	SR	PF/C	6-11	230	Stockholm, Sweden/Marshalltown CC
15	Carlson Goode	SR	W	6-4	180	Blythewood, S.C./Ranger College
21	Calvin Kintu	SR	G	6-0	190	London, England/Western Wyoming
22	David Patterson	FR	PG	6-4	190	Rio Rancho, N.M./Rio Rancho High School
23	David Johnson	SR	G	6-6	220	McAllen, Texas/Memorial High School
24	Ethan White	SR	G	6-2	180	San Antonio, Texas/East Central HS/Xavier
32	Marlon Williams	SR	W	6-2	188	Jacksonville, Fla./UTRGV
42	Cameron Fields	SR	PG	5-8	160	Kerrville, Texas/Howard College

OLLU 2020-21 STATISTICS



Our Lady of the Lake
(Texas)
NAIA MBB

Date Printed: 12/14/2020 10:10:45
AM

San Antonio,
TX

2020-21 All Individuals Stats

Click on a player name to view their stats.

Select a Category:

Season Box

Overall

Basketball Statistics

Name	GP	GS	MIN	AVG	TOTAL			3-PT			FREE THROWS			REBOUNDS				PF	A	TO	BLK	ST	PTS	P/G	
					FG	FGA	PCT	FG	FGA	PCT	FT	FTA	PCT	OFF	DEF	TOT	R/G								
23 Johnson	1	1	25	25.0	8	19	0.421	0	2	0.000	2	4	0.500	0	2	2	2.0	2	1	2	1	1	18	18.0	
5 Monzon, R	2	2	54	27.0	13	23	0.565	2	4	0.500	0	4	0.000	1	16	17	8.5	2	3	3	0	1	28	14.0	
0 Jones Jr.	2	0	26	13.0	7	16	0.438	1	2	0.500	3	5	0.600	1	6	7	3.5	5	2	1	0	4	18	9.0	
1 Embry, Jo	2	1	53	26.5	7	17	0.412	0	1	0.000	2	2	1.000	6	8	14	7.0	2	1	2	1	3	16	8.0	
24 White, Et	2	2	50	25.0	5	14	0.357	1	3	0.333	3	3	1.000	0	4	4	2.0	4	3	3	0	5	14	7.0	
10 Minniefie	2	2	51	25.5	3	6	0.500	2	3	0.667	2	2	1.000	1	3	4	2.0	3	5	6	0	0	10	5.0	
12 Woodingto	2	0	11	5.5	2	6	0.333	0	2	0.000	6	8	0.750	1	1	2	1.0	4	1	1	0	2	10	5.0	
22 Patterson	2	2	23	11.5	4	10	0.400	1	6	0.167	0	0	0.000	2	1	3	1.5	5	1	0	0	0	9	4.5	
4 Trevino	2	0	15	7.5	1	2	0.500	1	1	1.000	0	0	0.000	0	1	1	0.5	0	1	0	0	0	3	1.5	
13 Williams	2	0	20	10.0	1	4	0.250	1	1	1.000	0	0	0.000	0	0	0	0.0	2	2	3	0	1	3	1.5	
21 Kintu, Ca	2	0	12	6.0	1	5	0.200	0	0	0.000	1	2	0.500	0	1	1	0.5	2	0	1	0	0	3	1.5	
2 Coleman	1	0	0	0.0	0	1	0.000	0	0	0.000	0	0	0.000	0	0	0	0.0	0	0	0	0	3	0	0.0	
11 Giron, Ty	1	0	1	1.0	0	0	0.000	0	0	0.000	0	0	0.000	0	0	0	0.0	0	0	0	0	0	0	0.0	
14 Tedesjo	2	0	13	6.5	0	2	0.000	0	2	0.000	0	0	0.000	0	0	0	0.0	4	0	1	0	0	0	0.0	
TEAM															2	2	4				0				
Totals	2		360		52	125	0.416	9	27	0.333	19	30	0.633	14	45	59	29.5	35	20	23	2	20	132	66.0	
Opponents	2		380		55	121	0.455	9	36	0.250	23	36	0.639	28	62	90	45.0	38	28	36	7	12	142	71.0	

Score by Half

Team Name	1	2	Tot
Our Lady of the Lake (Texas)	59	73	132
Opponent	70	72	142

Dead Ball Rebounds

Team Name	Total
Our Lady of the Lake (Texas)	4
Opponent	5

OPPONENT'S LAST TIME OUT

DEC. 5, 2020 · RICE 86, HOUSTON BAPTIST 64 · Houston, Texas

OLLU MEN'S BASKETBALL STUNS NCAA D1 TEXAS STATE UNIVERSITY WITH LATE-GAME HEROICS

SAN MARCOS, TEXAS (Dec. 12, 2020) – The Our Lady of the Lake University (OLLU) men's basketball team stunned NCAA D1 Texas State University (TXST) 61-58 to improve to 1-1 this season. OLLU previously upset Texas State back in 2010 in a thrilling 127-126 overtime victory. This is Head Coach Chris Dial's first victory over an NCAA D1 program as he enters his third season.

Dial commented on the game, "I'm really proud of the players and how they represented themselves and OLLU. We played hard as a team and showed a lot of composure. We were down by nine points with nine minutes left and never gave up. We played our best defensive game this season. In the middle of a pandemic, it's not about the scoreboard, it's about safety and mental health. We had one of our best practices this week and it was nice to see that effort come to fruition. Texas State has a great staff and we felt fortunate to produce a winning outcome."

History

This is the second matchup against Texas State and the Saints lead the series 1-0 after a 127-126 win in 2010.

Basics

Both teams struggled in the first few minutes after missing multiple shots. Texas State jumped out to a six-point lead four minutes into the first half. The Saints quickly responded and eventually led by one point after a three-point shot from Ruben Monzon (JR/San Diego, Calif.). Texas State led by as many as 10 points down the stretch in the first frame. OLLU scored nine unanswered points in the last two and a half minutes to take a 31-30 lead heading into halftime. Xavier Woodington (JR/Honolulu, Hawaii) and Monzon helped lead the comeback toward the end of the half. Lennox Jones Jr. (SR/Richmond, Texas) hit a jump shot with 19 seconds remaining to give the Saints the lead going into the break.

Texas State flipped the switch in the second half and took an aggressive 11-point lead with just over nine minutes left. After a layup from Jones Jr. and three-point shots from Estefan Trevino (JR/San Antonio, Texas) and Darin Minniefield (SR/Houston, Texas), the Saints cut the Bobcats' lead to one point. Ethan White (SR/San Antonio, Texas) buried a jump shot to give the Saints a 57-55 lead with 1:48 remaining. Minniefield hit a three-point shot to increase the Saints' lead to 59-56 after a successful free-throw from the Bobcats.

The Saints played solid defense in the last 30 seconds after the Bobcats grabbed multiple offensive rebounds but failed to score. The Bobcats were forced to foul with seven seconds left on the clock. White blocked out the pressure of the moment and hit both free throws and the Saints led 61-58. Caleb Asberry missed the game-tying three-point shot with three seconds remaining and the Saints pulled off an exhilarating 61-58 victory.

Offensive/defensive standouts

Monzon led the Saints with 18 points, followed by Jones Jr. with 12 and White with seven. Monzon earned a double-double with a team-high 11 rebounds. Monzon, Jones Jr. and Minniefield led the Saints with two assists each.

Mason Harrell led the Bobcats with 18 points. Alonzo Sule and Isiah Small grabbed a team-high 11 rebounds apiece. Harrell also led the Bobcats with five assists.

Inside the box

OLLU combined for 24-of-56 shooting for 42.9 percent, 6-of-15 from three-point range for 40 percent and 7-of-15 from the free-throw line for 46.7 percent.

The Saints grabbed 34 rebounds while the Bobcats collected 50. OLLU forced 19 turnovers and committed 14.

Up next

The Saints travel to Corpus Christi, Texas, for an exhibition against Texas A&M-Corpus Christi on Dec. 19 at 2 p.m.

Official Basketball Box Score -- Game Totals -- Final Statistics Our Lady of the Lake vs Texas St. 12/12/20 4:00 pm at San Marcos, TX

Our Lady of the Lake 61 • 1-3

#	Player	Total		3-Ptr		Rebounds		PF	TP	A	TO	Blk	Stl	Min	
		FG	FGA	FG	FGA	Off	Def								Tot
01	Jordan EMBRY	f	3-10	0-1	0-0	2	7	9	1	6	1	2	1	1	33
05	Ruben MONZON	f	8-13	2-3	0-4	1	10	11	1	18	2	0	0	0	32
10	Darin MINNIFIELD	g	2-4	1-2	0-0	0	0	0	3	5	2	5	0	0	26
22	David PATTERSON	g	1-3	0-2	0-0	1	0	1	3	2	1	0	0	0	11
24	Ethan WHITE	g	2-8	1-3	2-2	0	3	3	3	7	1	2	0	5	26
00	Quenton COLEMAN	g	5-9	1-1	1-3	1	2	3	1	12	2	0	0	3	23
04	Estefan TREVINO	g	1-1	1-1	0-0	0	1	1	0	3	1	0	0	0	10
11	Tyler GIRON	g	0-0	0-0	0-0	0	0	0	0	0	0	0	0	0	1
12	Xavier WOODINGTON	g	1-2	0-1	3-4	0	1	1	1	5	0	1	0	1	14
13	Josh WILLIAMS	g	0-1	0-0	0-0	0	0	0	2	0	1	2	0	0	5
14	Edvin TEDESJO	g	0-1	0-1	0-0	0	0	0	2	0	0	1	0	0	11
21	Calvin KINTU	g	1-4	0-0	1-2	0	1	1	2	3	0	1	0	0	8
Team						2	2	4							
Totals			24-56	6-15	7-15	7	27	34	19	61	11	14	1	10	200

FG % 1st Half:	12-32	37.5%	2nd half:	12-24	50.0%	Game:	24-56	42.9%	Deadball
3FG % 1st Half:	3-8	37.5%	2nd half:	3-7	42.9%	Game:	6-15	40.0%	Rebounds
FT % 1st Half:	4-7	57.1%	2nd half:	3-8	37.5%	Game:	7-15	46.7%	3,1

Texas St. 58 • 3-3,0-0 Sun Belt

#	Player	Total		3-Ptr		Rebounds		PF	TP	A	TO	Blk	Stl	Min	
		FG	FGA	FG	FGA	Off	Def								Tot
01	Isiah Small	f	4-14	1-4	2-3	5	6	11	2	11	1	3	1	0	23
25	Alonzo Sule	f	5-8	0-0	2-2	4	7	11	3	12	0	1	2	1	29
04	Shelby Adams	g	1-4	0-1	0-3	2	1	3	5	2	2	2	0	2	20
05	Marlin Davis	g	1-6	0-3	0-0	0	4	4	3	2	3	2	0	1	33
12	Mason Harrell	g	5-14	1-7	2-3	2	2	4	2	13	5	3	0	35	
02	Caleb Asberry	g	3-9	0-4	0-1	1	1	2	2	6	1	1	0	1	18
11	Nate Martin	g	1-2	0-0	0-0	0	1	1	0	2	0	0	0	0	6
14	Quentin Scott	g	3-6	2-3	1-2	4	6	10	2	9	0	4	0	0	21
15	Addison Wallace	g	0-2	0-0	0-0	0	2	2	3	0	1	1	0	0	9
22	Nighael Ceaser	g	0-1	0-0	1-2	1	0	1	0	1	1	1	0	0	6
Team						1	0	1							
Totals			23-66	4-22	8-16	20	30	50	22	58	14	19	3	8	200

FG % 1st Half:	13-31	41.9%	2nd half:	10-35	28.6%	Game:	23-66	34.8%	Deadball
3FG % 1st Half:	2-12	16.7%	2nd half:	2-10	20.0%	Game:	4-22	18.2%	Rebounds
FT % 1st Half:	2-6	33.3%	2nd half:	6-10	60.0%	Game:	8-16	50.0%	3

Officials: Wesley Ford, Kevin Raheer, Glenn Tuitt

Technical fouls: Our Lady of the Lake-None. Texas St.-None.

Attendance: 674

2020-21 Men's Basketball. Round: 0. Our Lady of the Lake vs Texas St., Played

Score by periods	1st	2nd	Total
Our Lady of the Lake	31	30	61
Texas St.	30	28	58

	Points	In	Off	2nd	Fast	Bench
	QURL	Paint	T/O	Chance	Break	
Our Lady of the Lake	32	25	10	10	23	
Texas St.	36	17	15	13	18	

Last FG - OURL 2nd-00:57, TXST 2nd-00:31.
Largest lead - OURL by 3 2nd-19:24, TXST by 11 2nd-09:50.
OURL led for 05:18. TXST led for 29:38. Game was tied for 05:04.

Score tied - 5 times.
Lead changed - 7 times.

CHARTING THE NUMBERS

	Season	Career at UNM
Double-Digit Scoring Games		
Makuach Maluach	1	45 (29-16)
Keith McGee	0	23 (11-12)
Rod Brown	1	1 (1-0)
Bayron Matos	1	1 (1-0)
40-Point Games		
30-Point Games		
20-Point Games		
Makuach Maluach	1	6 (4-2)
Keith McGee	0	2 (1-1)
Scoring Leaders		
Makuach Maluach	1	11 (6-5)
Keith McGee	0	5 (2-3)
10+ Rebound Games		
Makuach Maluach	1	3 (3-0)
Rebounding Leaders		
Keith McGee	0	1 (0-1)
Makuach Maluach	1	9 (6-3)
Jordan Arroyo	0	1 (0-1)
Kurt Wegscheider	0	1 (1-0)
Double-Doubles		
Makuach Maluach	1	3 (3-0)
Assist Leaders		
Keith McGee	0	4 (0-4)
Makuach Maluach	0	9 (0-9)
Saquan Singleton	1	1 (1-0)

() Team's record in those games

2020-21 DUNK TRACKER

Player	Overall	MW

SCORING MARGIN BREAKDOWN

Total	1	2	3	4	5	6	7	8	9	10	11-15	16-20	21+
Win	0	0	0	0	0	0	0	0	0	0	1	0	0
Loss	0	0	0	0	0	0	0	0	0	0	0	0	0

UNM INDIVIDUAL GAME HIGHS

Points	23		MALUACH, Makuach at Rice (12/13/20)
	11		BROWN, Rod at Rice (12/13/20)
	10		MATOS, Bayron at Rice (12/13/20)
	9		MANUEL, Valdir at Rice (12/13/20)
	8		KUAC, Emmanuel at Rice (12/13/20)
Field Goals Made	8		MALUACH, Makuach at Rice (12/13/20)
	5		BROWN, Rod at Rice (12/13/20)
	5		MATOS, Bayron at Rice (12/13/20)
Field Goal Att.	14		MALUACH, Makuach at Rice (12/13/20)
	11		MANUEL, Valdir at Rice (12/13/20)
FG Pct (min 5 made)	.571	(8-14)	MALUACH, Makuach at Rice (12/13/20)
	.556	(5-9)	MATOS, Bayron at Rice (12/13/20)
	.556	(5-9)	BROWN, Rod at Rice (12/13/20)
3-Point FG Made	2		MALUACH, Makuach at Rice (12/13/20)
	1		MANUEL, Valdir at Rice (12/13/20)
	1		KUAC, Emmanuel at Rice (12/13/20)
3-Point FG Att.	4		FRANCIS III, Jeremiah at Rice (12/13/20)
	4		KUAC, Emmanuel at Rice (12/13/20)
3-Pt FG Pct (min 2 made)	1.000	(2-2)	MALUACH, Makuach at Rice (12/13/20)
Free Throws Made	5		MALUACH, Makuach at Rice (12/13/20)
	2		SINGLETON, Saquan at Rice (12/13/20)
Free Throw Att.	6		MALUACH, Makuach at Rice (12/13/20)
	2		FRANCIS III, Jeremiah at Rice (12/13/20)
	2		KUAC, Emmanuel at Rice (12/13/20)
	2		SINGLETON, Saquan at Rice (12/13/20)
FT Pct (min 3 made)	.833	(5-6)	MALUACH, Makuach at Rice (12/13/20)
Rebounds	12		MALUACH, Makuach at Rice (12/13/20)
	7		BROWN, Rod at Rice (12/13/20)
	7		KUAC, Emmanuel at Rice (12/13/20)
Assists	4		SINGLETON, Saquan at Rice (12/13/20)
	3		BROWN, Rod at Rice (12/13/20)
Steals	3		FRANCIS III, Jeremiah at Rice (12/13/20)
	1		MANUEL, Valdir at Rice (12/13/20)
	1		MATOS, Bayron at Rice (12/13/20)
	1		JOHNSON, Javonté at Rice (12/13/20)
Blocked Shots	1		MCGEE, Keith at Rice (12/13/20)
	1		MATOS, Bayron at Rice (12/13/20)
	1		SINGLETON, Saquan at Rice (12/13/20)
Turnovers	4		MATOS, Bayron at Rice (12/13/20)
	2		MANUEL, Valdir at Rice (12/13/20)
	2		MALUACH, Makuach at Rice (12/13/20)
	2		KUAC, Emmanuel at Rice (12/13/20)
	2		BROWN, Rod at Rice (12/13/20)
Fouls	4		KUAC, Emmanuel at Rice (12/13/20)
	3		BROWN, Rod at Rice (12/13/20)
Minutes	30		FRANCIS III, Jeremiah at Rice (12/13/20)
	29		MALUACH, Makuach at Rice (12/13/20)
	25		BROWN, Rod at Rice (12/13/20)
	24		SINGLETON, Saquan at Rice (12/13/20)
	22		MATOS, Bayron at Rice (12/13/20)

UNM AND OPPONENT TEAM HIGHS AND LOWS

NEW MEXICO - TEAM GAME HIGHS

POINTS	72	at Rice (12/13/20)
FIELD GOALS MADE	29	at Rice (12/13/20)
FIELD GOAL ATTEMPTS	66	at Rice (12/13/20)
FIELD GOAL PERCENTAGE	.439 (29-66)	at Rice (12/13/20)
3 PT FIELD GOALS MADE	4	at Rice (12/13/20)
3 PT FG ATTEMPTS	17	at Rice (12/13/20)
3 PT FG PERCENTAGE	.235 (4-17)	at Rice (12/13/20)
FREE THROWS MADE	10	at Rice (12/13/20)
FREE THROW ATTEMPTS	13	at Rice (12/13/20)
FREE THROW PERCENTAGE	.769 (10-13)	at Rice (12/13/20)
REBOUNDS	49	at Rice (12/13/20)
ASSISTS	12	at Rice (12/13/20)
STEALS	6	at Rice (12/13/20)
BLOCKED SHOTS	3	at Rice (12/13/20)
TURNOVERS	15	at Rice (12/13/20)
FOULS	16	at Rice (12/13/20)

OPPONENT - TEAM GAME HIGHS

POINTS	61	at Rice (12/13/20)
FIELD GOALS MADE	19	at Rice (12/13/20)
FIELD GOAL ATTEMPTS	56	at Rice (12/13/20)
FIELD GOAL PERCENTAGE	.339 (19-56)	at Rice (12/13/20)
3 PT FIELD GOALS MADE	13	at Rice (12/13/20)
3 PT FG ATTEMPTS	35	at Rice (12/13/20)
3 PT FG PERCENTAGE	.371 (13-35)	at Rice (12/13/20)
FREE THROWS MADE	10	at Rice (12/13/20)
FREE THROW ATTEMPTS	16	at Rice (12/13/20)
FREE THROW PERCENTAGE	.625 (10-16)	at Rice (12/13/20)
REBOUNDS	30	at Rice (12/13/20)
ASSISTS	11	at Rice (12/13/20)
STEALS	5	at Rice (12/13/20)
TURNOVERS	15	at Rice (12/13/20)
FOULS	15	at Rice (12/13/20)

NEW MEXICO - TEAM GAME LOWS

POINTS	72	at Rice (12/13/20)
FIELD GOALS MADE	29	at Rice (12/13/20)
FIELD GOAL ATTEMPTS	66	at Rice (12/13/20)
FIELD GOAL PERCENTAGE	.439 (29-66)	at Rice (12/13/20)
3 PT FIELD GOALS MADE	4	at Rice (12/13/20)
3 PT FG ATTEMPTS	17	at Rice (12/13/20)
3 PT FG PERCENTAGE	.235 (4-17)	at Rice (12/13/20)
FREE THROWS MADE	10	at Rice (12/13/20)
FREE THROW ATTEMPTS	13	at Rice (12/13/20)
FREE THROW PERCENTAGE	.769 (10-13)	at Rice (12/13/20)
REBOUNDS	49	at Rice (12/13/20)
ASSISTS	12	at Rice (12/13/20)
STEALS	6	at Rice (12/13/20)
BLOCKED SHOTS	3	at Rice (12/13/20)
TURNOVERS	15	at Rice (12/13/20)
FOULS	16	at Rice (12/13/20)

OPPONENT - TEAM GAME LOWS

POINTS	61	at Rice (12/13/20)
FIELD GOALS MADE	19	at Rice (12/13/20)
FIELD GOAL ATTEMPTS	56	at Rice (12/13/20)
FIELD GOAL PERCENTAGE	.339 (19-56)	at Rice (12/13/20)
3 PT FIELD GOALS MADE	13	at Rice (12/13/20)
3 PT FG ATTEMPTS	35	at Rice (12/13/20)
3 PT FG PERCENTAGE	.371 (13-35)	at Rice (12/13/20)
FREE THROWS MADE	10	at Rice (12/13/20)
FREE THROW ATTEMPTS	16	at Rice (12/13/20)
FREE THROW PERCENTAGE	.625 (10-16)	at Rice (12/13/20)
REBOUNDS	30	at Rice (12/13/20)
ASSISTS	11	at Rice (12/13/20)
STEALS	5	at Rice (12/13/20)
BLOCKED SHOTS	0	at Rice (12/13/20)
TURNOVERS	15	at Rice (12/13/20)
FOULS	15	at Rice (12/13/20)

THE LAST TIME IT HAPPENED

NEW MEXICO

As A Team:	
Scored 100 Points:	107 - vs Houston Baptist (12-22-19)
Scored 90-99 Points:	97 - vs Wyoming (2-8-20)
Scored 80-89 Points:	86 - vs San José State (1-21-20)
Scored Less Than 50 Points:	46 - at Arizona (12-20-16)
Scored Less Than 40 Points:	34 - at #25 San Diego State (1-26-13)
Won By 40 Points:	W, 103-47 - vs Southwest (12-30-18)
Won By 30 Points:	W, 92-60 - vs San José State (2-13-19)
Won By 20 Points:	W, 97-68 - vs Wyoming (2-8-20)
Lost By 20-29 Points:	L, 82-59 - at No. 4 San Diego State (2-11-20)
Lost By 30 Points:	L, 105-72 - at Colorado State (1-15-20)
Shot 65% Or Better:	69.2% (27-39) - at Air Force (1-15-05)
Shot 60% Or Better:	64.1% (41-64) - vs Houston Baptist (12-22-19)
Shot Less Than 35%:	33.8% (22-65) - vs No. 4 San Diego State (1-29-20)
Shot Less Than 30%:	28.1% (18-64) - at NM State (12-4-18)
Shot 60% 3FG Or Better:	61.1% (11-18) - vs UTEP (11-24-18)
Shot Less Than 30% 3FG:	23.5% (4-17) - at Rice (12-13-20)
Made 10 Three-Pointers:	10 (10-24) - vs (RV) Utah State (2-29-20)
Shot 100% on Free Throws:	100% (14-14) - vs San José State (3-4-20)
Shot 95% On Free Throws:	95.5% (21-22) - at Boise State (1-17-17)
Shot 85% On Free Throws:	93.8 (15-16) - vs Grand Canyon (12-17-19)
Shot Less Than 50% On FTs:	42.1% (8-19) - at San José State (2-26-19)
Had 50 Rebounds:	53 - at San José State (2-26-19)
Had 20 Offensive Rebounds:	26 - at San José State (2-26-19)
Had 40 Assists:	40 - Northern N.M. (11-11-17)
Had 20 Assists:	23 - vs Grand Canyon (12-17-19)
Had 20 Turnovers:	21 - vs San José State (3-4-20)
Had Less Than 10 Turnovers:	7 - vs Utah State (3-5-20)
Had 10 Steals:	10 - vs San José State (3-4-20)
Had 15 Steals:	17 - vs McNeese (11-16-19)
Had 10 Blocks:	10 - vs Air Force (1-11-20)
Had Two or More 20-Point Scorers:	vs San José State (3-4-20) Vance Jackson (26) & Makuach Maluach (22) (7) - at Colorado State (2-28-18)
Had 7 Double-Digit Scorers:	(6) - vs Wyoming (1-19-19)
Had 6 Double-Digit Scorers:	(5) - at UNLV (1-18-20)
Had 5 Double-Digit Scorers:	at San Diego State (1-6-15)
Had No Double-Digit Scorers:	at Wyoming (12-7-19)
Had Two 10+ Rebounders:	Carlton Bragg (15) & JJ Caldwell (10) vs Colorado State (3-2-19)
Had Three 10+ Rebounders:	Carlton Bragg (14), Corey Manigault (11), Makuach Maluach (10)
Scored 50 Points In 1st Half:	50 - vs Southwest (12-30-18)
Scored 50 Points In 2nd Half:	57 - vs Wyoming (2-8-20)
Scored 60 Points In 2nd Half:	61 - vs Houston Baptist (12-22-19)
Scored 20 Or Fewer Points In 1st Half:	16 - at Arizona (12-20-16)
Scored 20 Or Fewer Points In 2nd Half:	15 - at #25 San Diego State (1-26-13)
Failed To Make a 3FG:	(0-10) - vs. Washington State (12-25-15)
Defeated a Ranked Team:	W, 85-58 - vs No. 5/6 Nevada (1-5-19)
Lost To a Ranked Team:	L, 85-57 - vs No. 4 San Diego State (1-29-20)
Won an OT Game:	W, 95-86 vs Fresno State (3-3-18)
Lost an OT Game:	L, 105-104 vs. Nevada (1-7-17)
Won a 2OT Game:	W, 97-94 vs. UAB (11-21-13)
Lost a 2OT Game:	L, 73-76 at Dayton (1-1-10)
Won a 3OT Game:	W, 104-99, Fresno State (3-8-96)
Lost a 3OT Game:	Never
As An Individual:	
Had a Triple-Double:	Luc Longley (17 pts, 14 rebs, 10 assts) vs. Penn State (3-28-90) at Rice (12-13-20)
Had a Double-Double (Pts/Reb):	Makuach Maluach (23 points, 12 rebounds) vs Fresno State (1-7-20)
Had a Double-Double (Pts/Asst):	JaQuan Lyle (14 pts & 10 asts) vs Fresno State (1-7-20)
Scored 20+ Pts with 10+ Rebs:	Makuach Maluach (23 pts & 12 rebs) at Rice (12-13-20)
Scored 20+ Pts with 20+ Rebs:	Carlton Bragg (22 pts & 20 rebs) at Wyoming (3-9-19)
Scored 30 Points:	JaQuan Lyle (31) vs Green Bay (11-13-19)
Scored 30 Points (MW Only):	JaQuan Lyle (31) vs Boise State (12-4-19)
Scored 20 Points:	at Rice (12-13-20)
Scored 20 Points (MW Only):	Makuach Maluach (23) at No. 4 San Diego State (2-11-20) Vante Hendrix (20) Carlton Bragg (20) at Wyoming (3-9-19) Carlton Bragg (17) - vs NM State (12-14-19)
Had 20 Rebounds:	Carlton Bragg (20) at Wyoming (3-9-19)
Had 15 Rebounds:	Carlton Bragg (17) - vs NM State (12-14-19)
Had 10 Assists:	JaQuan Lyle (10) - vs (RV) Utah State (2-29-20)
Had 5 Steals:	Carlton Bragg (5) - vs McNeese (11-16-19)
Had 5 Blocks:	Joe Furstinger (5) - vs Boise State (2-6-18)

VERSUS NEW MEXICO

As A Team:	
Scored 100 Points:	105 - at Colorado State (1-15-20)
Scored 90 Points:	96 - at Nevada (1-25-20)
Scored 80-89 Points:	88 - vs Nevada (2-18-20)
Scored Less Than 50 Points:	47 - vs Southwest (12-30-18)
Scored Less Than 40 Points:	38 - Wyoming (2-11-12)
Shot 50% Or Better:	50.9% (27-53) - vs Utah State (3-5-20)
Shot Less Than 35%:	33.9% (19-56) - at Rice (12-13-20)
Shot Less Than 30%:	27.0% (17-63) - vs San José State (1-21-20)
Shot 60% 3FG Or Better:	67.9% (19-28) - at Colorado State (1-15-20)
Shot 50% 3FG Or Better:	50.0% (14-28) - vs Boise State (12-4-19)
Shot Less Than 20% 3FG:	19.0% (4-21) - vs Wyoming (2-8-20)
Made 15 Three-Pointers:	15 (15-33) - vs No. 4 San Diego State (1-29-20)
Made 10 Three-Pointers:	13 (13-35) - at Rice (12-13-20)
Shot 75% On Free Throws:	77.8% (7-9) - vs (RV) Utah State (2-29-20)
Shot Less Than 50% On FTs:	40.0% (4-10) - vs NM State (12-14-19)
Had 50 Rebounds:	500 - at Nevada (1-25-20)
Had 20 Offensive Rebounds:	25 - at New Mexico State (11-17-17)
Had 20 Assists:	20 - at Air Force (2-26-20)
Had 20 Turnovers:	20 - vs UC Davis (12-29-19)
Had Less Than 10 Turnovers:	8 - at Utah State (2-20-19)
Had 10 Steals:	12 - vs San José State (3-4-20)
Had 10 Blocks:	11 - at USC (11-21-15)
Had 40-Point and 20-Point Scorers:	Nevada (1-7-17) Jordan Caroline (45) & Marcus Marshall (26)
Had 30-Point and 20-Point Scorers:	vs NM State (11-17-18) AJ Harris (31) & Terrell Brown (20)
Had Two or More 20-Point Scorers:	at No. 4 San Diego State (2-11-20) Matt Mitchell (22) & Yanni Wetzell (20)
Had 6 Double-Digit Scorers:	(6) - at Nevada (1-25-20)
Had 5 Double-Digit Scorers:	(5) - vs No. 4 San Diego State (1-29-20)
Had No Double-Digit Scorers:	ULM (12-13-14)
Had Two 10+ Rebounders:	at Air Force (2-26-20) Ryan Swan (11) & Sid Tomes (10)
Scored 50+ Points In 1st Half:	56 - at Colorado State (1-15-20)
Scored 50+ Points In 2nd Half:	56 - at UNLV (1-18-20)
Scored 20 Or Less Points In 1st Half:	20 - vs Wisconsin (11-26-19)
Scored 20 Or Less In 2nd Half:	19 - New Mexico State (12-3-14)
Scored 15 Or Less Points In 1st Half:	11 - UAPB (12-17-16)
Failed To Make a 3FG:	(0-7) - New Mexico State (12-16-15)
As An Individual:	
Had a Triple-Double:	Marvin Coleman (11 pts, 12 rebs, 11 assts) at UNLV (1-18-20)
Had a Double-Double (Pts/Reb):	vs Utah State (3-5-20) Justin Bean (10 pts, 15 rebs)
Had a Double-Double (Pts/Asst):	Dominic Artis (13 pts & 12 Assists) UTEP (12-7-16)
Had 20+ Points & 10+ Rebounds:	RJ Williams (27 pts, 17 rebs) at Boise State (2-23-20)
Scored 30+ Points in Back-to-Back Games Vs. UNM:	Derrick Marks Boise State 31 points (1-18-15) & 30 points (2-24-15)
Scored 40 Points:	Jordan Caroline (45) - Nevada (1-7-17)
Scored 40 Points (MW Only):	Jordan Caroline (45) - Nevada (1-7-17)
Scored 30 Points:	Bryce Hamilton (35) - at UNLV (1-18-20)
Scored 30 Points (MW Only):	Bryce Hamilton (35) - at UNLV (1-18-20)
Scored 20 Points:	at Rice (12-13-20) Quincy Olivari (21)
Scored 20 Points (MW Only):	at Boise State (2-23-20) RJ Williams (27)
Had 20 Rebounds:	Ryan Watkins (22) - Boise State (1-21-14)
Had 15 Rebounds:	Justin Bean (15) - vs Utah State (3-5-20)
Had 10 Assists:	Marivn Coleman (11) - at UNLV (1-18-20)
Had 5 Steals:	Omari Moore (8) - vs San José State (3-4-20)
Had 5 Blocks:	Sha'Markus Kennedy (6) - vs McNeese (11-16-19)

WELCOME TO THE PIT, A MILE HIGH AND LOUDER THAN...



WHAT THEY ARE SAYING ABOUT THE PIT

"What a terrific atmosphere for college basketball. Great building... Great history... 18,000 screaming fans. It's big time college hoops, baby!"
- Dick Vitale, ESPN

"I consider the game we played in Albuquerque in 1978 one of the most exciting of my career. The Pit is the toughest place to play because of their tremendous atmosphere."
-Jim Boeheim, Syracuse head coach

"When you go into a place like The Pit, there will be challenge different from a regular road game. The crowd can dictate the tempo and momentum. The Pit crowd forces you to be patient."
-Lute Olsen, former Arizona head coach

"A mile high but 37 feet underground, the Pit in Albuquerque has been the site of many mind-blowing college basketball games, including North Carolina State's upset of Houston in '83 and just about any New Mexico home game. The noise created by fans, which has been measured at 125 decibels -- the pain threshold for the human ear is 130 -- is a palpable force."
-Sports Illustrated

- Voted one of "The Top Five Loudest, Most Intimidating Places to Play" by NCAA.com
- Ranked in the top 20 sporting venues of the 20th century by Sports Illustrated
- USA Today ranked The Pit in its "Ten Great Places to Get Pumped for NCAA Action"
- According to Fox Sports, it's one of the top ten "old school" college basketball arenas in the country


THE GREATEST GAME EVER PLAYED

The Pit was the site of one of the greatest college basketball games ever played. It hosted the 1983 national championship game that saw the NC State Wolfpack upset Hakeem Olajuwon, Clyde Drexler and the Houston Cougars. Coach Jimmy Valvano and the Wolfpack downed the Cougars on a last-second put back by Lorenzo Charles. The iconic shot of the late Valvano running onto the court looking for a hug is one of the lasting images in college basketball history.

- Built in 1966 (\$1.4 million)
- Capacity of 15,411 (previously 18,018)
- \$60 million renovation was completed in 2010
- New floor installed before the 2017-18 season
- Seating includes 40 suites and a club area
- Less than 30 of 345 NCAA Division I basketball programs play in a college-only arena named after a business or organization founded or headquartered in its home state.
- The Lobos have averaged an astounding 15,410 fans the past 49 years, an amazing 95% of capacity
- The Pit has ranked in the top 25 in attendance nationally nearly every season since the 1966-67 season with 35 seasons in the top ten in the NCAA in attendance
- Led the Mountain West in attendance in 10 of the conference's 15 years of existence
- The floor is named Bob King Court in honor of the former head coach who led the Lobos from 1963 to 1972.

THE 2020-21 LOBO MEN'S BASKETBALL RADIO/TV ROSTER

PLAYERS



0
Isaiah Marin
G | 6-5/185 | Fr.
Phoenix, Ariz.



1
Bayron Matos
F | 6-9/215 | R.-Fr.
Santo Domingo, D.R.



2
Saquan Singleton
G | 6-6/190 | Jr.
Bronx, N.Y.



3
Keith McGee
PG | 6-3/180 | R.-Sr.
Rochester, N.Y.



4
Emmanuel Kuac
G | 6-7/200 | So.
Calgary, Alberta, Canada



5
Rod Brown
F | 6-7/218 | R.-Jr.
Memphis, Tenn.



10
Makuach Maluach
G/F | 6-7/190 | Sr.
Sydney, Australia



11
Jeremiah Francis III
PG | 6-1/205 | So.
Columbus, Ohio



12
Daniel Headdings
G | 6-2/185 | R.-Fr.
Wasilla, Alaska



13
Javonté Johnson
G | 6-6/190 | Fr.
Colorado Springs, Colo.



14
Logan Padgett
F | 6-7/210 | So.
Homewood, Ala.



20
Clay Patterson
G | 6-1/180 | R.-Jr.
Rio Rancho, N.M.



21
Nolan Dorsey
PG | 6-5/185 | Fr.
Knightdale, N.C.



22
Valdir Manuel
F | 6-10/225 | Jr.
Luanda, Angola



23
Eloy Medina
G | 6-3/180 | Fr.
Albuquerque, N.M.



30
Kurt Wegscheider
G | 6-4/185 | So.
Bangui, Central African Rep.




33
Jordan Arroyo
F | 6-7/210 | Jr.
Albuquerque, N.M.



35
Assane Ndiaye
F | 7-1/240 | Jr.
Dakar, Senegal

STAFF



Paul Weir
Head Coach



Dan McHale
Assistant Coach



Scott Padgett
Assistant Coach



Ralph Davis
Assistant Coach



Dave Pilipovich
Spec. Asst. to the HC



Robert Edwards
Video Coordinator



Aki Collins
Dir. of Operations



Sara Works
Dir. of Player Development



Nick Michael
Dir. of Strength/Cond.



Gilchrist Schmidt
Athletic Trainer



Isaiah Marin
 6'5" | 185 - Freshman - Guard
 Phoenix, Ariz. (College Prep Acad.)

0

NOTEWORTHY :

- Averaged 17.0 points, 6.0 assists and 4.0 rebounds per game at College Prep Acad.
- Three-time All-Region First Team honoree at Buckeye Union HS in Phoenix
- Averaged 18.0 points, 6.0 assists and 5.0 rebounds per game as a point guard

2020-21 GAME-BY-GAME STATISTICS

SEASON HIGHS

Points:	N/A
FG:	N/A
FGA:	N/A
3FG:	N/A
3FGA:	N/A
FT:	N/A
FTA:	N/A
Rebounds:	N/A
Assists:	N/A
Blocks:	N/A
Steals:	N/A
Minutes Played:	N/A

CAREER HIGHS AT UNM

Points:	N/A
FG:	N/A
FGA:	N/A
3FG:	N/A
3FGA:	N/A
FT:	N/A
FTA:	N/A
Rebounds:	N/A
Assists:	N/A
Blocks:	N/A
Steals:	N/A
Minutes Played:	N/A

CAREER STATISTICS



Bayron Matos
 6'9" | 215 - Redshirt-Freshman - Forward
 Santo Domingo, Dominican Rep. (Hamilton Heights Christian Acad. (Tenn))

1

NOTEWORTHY :

- Ranked No. 3 in the State of Tennessee and No. 16 in the nation after posting the most rebounds in the State of Tennessee.
- Registered the most double-doubles in Tenn. while leading his team to the State Championship in 2018.
- Arrived to UNM in Spring 2020 and redshirted

2020-21 GAME-BY-GAME STATISTICS

Opponent	Date	gs	min	Total		3-Pointers		Free throws		Rebounds				pf	a	t/o	blk	stl	pts	avg	
				fg-fga	pct	3fg-fga	pct	ft-fa	pct	off	def	tot	avg								
at Rice	12/13/20		22	5-9	.556	0-0	.000	0-0	.000	3	2	5	5.0	1	2	4	1	1	10	10.0	
vs Our Lady of the Lake	12/15/20		dnp	-	-	-	-	-	-	-	-	-	-	-	-	-	-	-	-	-	
at Boise State	12/21/20		dnp	-	-	-	-	-	-	-	-	-	-	-	-	-	-	-	-	-	
at Boise State	12/23/20		dnp	-	-	-	-	-	-	-	-	-	-	-	-	-	-	-	-	-	
NEVADA	12/31/20		dnp	-	-	-	-	-	-	-	-	-	-	-	-	-	-	-	-	-	
NEVADA	1/2/20		dnp	-	-	-	-	-	-	-	-	-	-	-	-	-	-	-	-	-	
UTAH STATE	1/7/20		dnp	-	-	-	-	-	-	-	-	-	-	-	-	-	-	-	-	-	
UTAH STATE	1/9/20		dnp	-	-	-	-	-	-	-	-	-	-	-	-	-	-	-	-	-	
at UNLV	1/14/20		dnp	-	-	-	-	-	-	-	-	-	-	-	-	-	-	-	-	-	
at UNLV	1/16/20		dnp	-	-	-	-	-	-	-	-	-	-	-	-	-	-	-	-	-	
SAN JOSE STATE	1/21/20		dnp	-	-	-	-	-	-	-	-	-	-	-	-	-	-	-	-	-	
SAN JOSE STATE	1/23/20		dnp	-	-	-	-	-	-	-	-	-	-	-	-	-	-	-	-	-	
at Fresno State	1/28/20		dnp	-	-	-	-	-	-	-	-	-	-	-	-	-	-	-	-	-	
at Fresno State	1/30/20		dnp	-	-	-	-	-	-	-	-	-	-	-	-	-	-	-	-	-	
SAN DIEGO STATE	2/3/20		dnp	-	-	-	-	-	-	-	-	-	-	-	-	-	-	-	-	-	
SAN DIEGO STATE	2/5/20		dnp	-	-	-	-	-	-	-	-	-	-	-	-	-	-	-	-	-	
at Colorado State	2/11/20		dnp	-	-	-	-	-	-	-	-	-	-	-	-	-	-	-	-	-	
at Colorado State	2/13/20		dnp	-	-	-	-	-	-	-	-	-	-	-	-	-	-	-	-	-	
WYOMING	2/17/20		dnp	-	-	-	-	-	-	-	-	-	-	-	-	-	-	-	-	-	
WYOMING	2/19/20		dnp	-	-	-	-	-	-	-	-	-	-	-	-	-	-	-	-	-	
at Air Force	2/22/20		dnp	-	-	-	-	-	-	-	-	-	-	-	-	-	-	-	-	-	
at Air Force	2/24/20		dnp	-	-	-	-	-	-	-	-	-	-	-	-	-	-	-	-	-	
Totals			0	22	5-9	.556	0-0	.000	0-0	.000	3	2	5	5.0	1	2	4	1	1	10	10.0

Games played: 1
 Minutes/game: 22.0
 Points/game: 10.0
 FG Pct: 55.6

Rebounds/game: 5.0
 Assists/game: 2.0
 Turnovers/game: 4.0
 Assist/turnover ratio: 0.5
 Steals/game: 1.0
 Blocks/game: 1.0

SEASON HIGHS

Points: 10 at Rice (12-13-20)
FG: 5 at Rice (12-13-20)
FGA: 9 at Rice (12-13-20)
3FG: N/A
3FGA: N/A
FT: N/A
FTA: N/A
Rebounds: 5 at Rice (12-13-20)
Assists: 2 at Rice (12-13-20)
Blocks: 1 at Rice (12-13-20)
Steals: 1 at Rice (12-13-20)
Minutes Played: 22 at Rice (12-13-20)

CAREER HIGHS AT UNM

Points: 10 at Rice (12-13-20)
FG: 5 at Rice (12-13-20)
FGA: 9 at Rice (12-13-20)
3FG: N/A
3FGA: N/A
FT: N/A
FTA: N/A
Rebounds: 5 at Rice (12-13-20)
Assists: 2 at Rice (12-13-20)
Blocks: 1 at Rice (12-13-20)
Steals: 1 at Rice (12-13-20)
Minutes Played: 22 at Rice (12-13-20)

CAREER STATISTICS

Season	gp-gs	min/avg	Total		3-Point		F-Throws		Rebounds				pf	fo	ast	to	blk	stl	Scoring	
			fg-fga	pct	fg-fga	pct	ft-fa	pct	off	def	tot	avg							pts	avg
2020-21	1-0	22/22.0	5-9	.556	0-0	.000	0-0	.000	3	2	5	5.0	1	0	2	4	1	1	10	10.0
TOTAL	1-0	22/22.0	5-9	.556	0-0	.000	0-0	.000	3	2	5	5.0	1	0	2	4	1	1	10	10.0



Saquan Singleton
 6'6" | 190 - Junior - Guard
 Bronx, N.Y. (Hutchinson CC)

2

NOTEWORTHY :

- Named 2020 All-Region VI Second Team;
- Named 2020 All-Jayhawk West First Team
- Finished sophomore season as Hutchinson's leading rebounder, assist and steals leader
- Averaged 11.8 points, 7.2 boards, 4.9 assists and 1.5 steals in 2019-20
- Posted a triple-double of 14 points, 13 rebounds and 11 assists at Hutchinson CC
- 1,000-point, All-League scorer in HS with 15 points per game

2020-21 GAME-BY-GAME STATISTICS

Opponent	Date	gs	min	Total		3-Pointers		Free throws		Rebounds				pf	a	t/o	blk	stl	pts	avg	
				fg-fga	pct	3fg-fga	pct	ft-fta	pct	off	def	tot	avg								
at Rice	12/13/20	*	24	1-3	.333	0-0	.000	2-2	1.000	1	4	5	5.0	2	4	1	1	0	4	4.0	
vs Our Lady of the Lake	12/15/20		dnp	-	-	-	-	-	-	-	-	-	-	-	-	-	-	-	-	-	
at Boise State	12/21/20		dnp	-	-	-	-	-	-	-	-	-	-	-	-	-	-	-	-	-	
at Boise State	12/23/20		dnp	-	-	-	-	-	-	-	-	-	-	-	-	-	-	-	-	-	
NEVADA	12/31/20		dnp	-	-	-	-	-	-	-	-	-	-	-	-	-	-	-	-	-	
NEVADA	1/2/20		dnp	-	-	-	-	-	-	-	-	-	-	-	-	-	-	-	-	-	
UTAH STATE	1/7/20		dnp	-	-	-	-	-	-	-	-	-	-	-	-	-	-	-	-	-	
UTAH STATE	1/9/20		dnp	-	-	-	-	-	-	-	-	-	-	-	-	-	-	-	-	-	
at UNLV	1/14/20		dnp	-	-	-	-	-	-	-	-	-	-	-	-	-	-	-	-	-	
at UNLV	1/16/20		dnp	-	-	-	-	-	-	-	-	-	-	-	-	-	-	-	-	-	
SAN JOSE STATE	1/21/20		dnp	-	-	-	-	-	-	-	-	-	-	-	-	-	-	-	-	-	
SAN JOSE STATE	1/23/20		dnp	-	-	-	-	-	-	-	-	-	-	-	-	-	-	-	-	-	
at Fresno State	1/28/20		dnp	-	-	-	-	-	-	-	-	-	-	-	-	-	-	-	-	-	
at Fresno State	1/30/20		dnp	-	-	-	-	-	-	-	-	-	-	-	-	-	-	-	-	-	
SAN DIEGO STATE	2/3/20		dnp	-	-	-	-	-	-	-	-	-	-	-	-	-	-	-	-	-	
SAN DIEGO STATE	2/5/20		dnp	-	-	-	-	-	-	-	-	-	-	-	-	-	-	-	-	-	
at Colorado State	2/11/20		dnp	-	-	-	-	-	-	-	-	-	-	-	-	-	-	-	-	-	
at Colorado State	2/13/20		dnp	-	-	-	-	-	-	-	-	-	-	-	-	-	-	-	-	-	
WYOMING	2/17/20		dnp	-	-	-	-	-	-	-	-	-	-	-	-	-	-	-	-	-	
WYOMING	2/19/20		dnp	-	-	-	-	-	-	-	-	-	-	-	-	-	-	-	-	-	
at Air Force	2/22/20		dnp	-	-	-	-	-	-	-	-	-	-	-	-	-	-	-	-	-	
at Air Force	2/24/20		dnp	-	-	-	-	-	-	-	-	-	-	-	-	-	-	-	-	-	
Totals			1	24	1-3	.333	0-0	.000	2-2	1.000	1	4	5	5.0	2	4	1	1	0	4	4.0

Games played: 1
 Minutes/game: 24.0
 Points/game: 4.0
 FG Pct: 33.3
 FT Pct: 100.0

Rebounds/game: 5.0
 Assists/game: 4.0
 Turnovers/game: 1.0
 Assist/turnover ratio: 4.0
 Blocks/game: 1.0

SEASON HIGHS

Points: 4 at Rice (12-13-20)
 FG: 1 at Rice (12-13-20)
 FGA: 3 at Rice (12-13-20)
 3FG: N/A
 3FGA: N/A
 FT: 2 at Rice (12-13-20)
 FTA: 2 at Rice (12-13-20)
 Rebounds: 5 at Rice (12-13-20)
 Assists: 4 at Rice (12-13-20)
 Blocks: 1 at Rice (12-13-20)
 Steals: N/A
 Minutes Played: 24 at Rice (12-13-20)

CAREER HIGHS AT UNM

Points: 4 at Rice (12-13-20)
 FG: 1 at Rice (12-13-20)
 FGA: 3 at Rice (12-13-20)
 3FG: N/A
 3FGA: N/A
 FT: 2 at Rice (12-13-20)
 FTA: 2 at Rice (12-13-20)
 Rebounds: 5 at Rice (12-13-20)
 Assists: 4 at Rice (12-13-20)
 Blocks: 1 at Rice (12-13-20)
 Steals: N/A
 Minutes Played: 24 at Rice (12-13-20)

CAREER STATISTICS

Season	gp-gs	min/avg	Total		3-Point		F-Throws		Rebounds				Scoring							
			fg-fga	pct	fg-fga	pct	ft-fta	pct	off	def	tot	avg	pf	fo	ast	to	blk	stl	pts	avg
2020-21	1-1	24/24.0	1-3	.333	0-0	.000	2-2	1.000	1	4	5	5.0	2	0	4	1	1	0	4	4.0
TOTAL	1-1	24/24.0	1-3	.333	0-0	.000	2-2	1.000	1	4	5	5.0	2	0	4	1	1	0	4	4.0



Keith McGee
 6'3" | 180 - Redshirt-Senior - Guard
 Rochester, N.Y. (South Plains College)

3

NOTEWORTHY :

- Averaged 9.1 ppg in 2018-19 shooting 44 percent from the floor
- Named 2018 NJCAA Tournament MVP with 20 points, 5 FG, 3-4 3FG, 7-12 FT
- Led South Plains to the 2018 NJCAA Men's National Championship
- Finished 2017-18 shooting 48.6 percent from the field, 44.7 percent from behind the arc while averaging 2.7 assists per game

2020-21 GAME-BY-GAME STATISTICS

Opponent	Date	qs	min	Total		3-Pointers		Free throws		Rebounds				pf	a	t/o	blk	stl	pts	avg	
				fg-fga	pct	3fg-fga	pct	ft-fa	pct	off	def	tot	avg								
at Rice	12/13/20		15	0-3	.000	0-2	.000	0-0	.000	1	2	3	3.0	0	0	1	1	0	0	0.0	
vs Our Lady of the Lake	12/15/20		dnp	-	-	-	-	-	-	-	-	-	-	-	-	-	-	-	-	-	
at Boise State	12/21/20		dnp	-	-	-	-	-	-	-	-	-	-	-	-	-	-	-	-	-	
at Boise State	12/23/20		dnp	-	-	-	-	-	-	-	-	-	-	-	-	-	-	-	-	-	
NEVADA	12/31/20		dnp	-	-	-	-	-	-	-	-	-	-	-	-	-	-	-	-	-	
NEVADA	1/2/20		dnp	-	-	-	-	-	-	-	-	-	-	-	-	-	-	-	-	-	
UTAH STATE	1/7/20		dnp	-	-	-	-	-	-	-	-	-	-	-	-	-	-	-	-	-	
UTAH STATE	1/9/20		dnp	-	-	-	-	-	-	-	-	-	-	-	-	-	-	-	-	-	
at UNLV	1/14/20		dnp	-	-	-	-	-	-	-	-	-	-	-	-	-	-	-	-	-	
at UNLV	1/16/20		dnp	-	-	-	-	-	-	-	-	-	-	-	-	-	-	-	-	-	
SAN JOSE STATE	1/21/20		dnp	-	-	-	-	-	-	-	-	-	-	-	-	-	-	-	-	-	
SAN JOSE STATE	1/23/20		dnp	-	-	-	-	-	-	-	-	-	-	-	-	-	-	-	-	-	
at Fresno State	1/28/20		dnp	-	-	-	-	-	-	-	-	-	-	-	-	-	-	-	-	-	
at Fresno State	1/30/20		dnp	-	-	-	-	-	-	-	-	-	-	-	-	-	-	-	-	-	
SAN DIEGO STATE	2/3/20		dnp	-	-	-	-	-	-	-	-	-	-	-	-	-	-	-	-	-	
SAN DIEGO STATE	2/5/20		dnp	-	-	-	-	-	-	-	-	-	-	-	-	-	-	-	-	-	
at Colorado State	2/11/20		dnp	-	-	-	-	-	-	-	-	-	-	-	-	-	-	-	-	-	
at Colorado State	2/13/20		dnp	-	-	-	-	-	-	-	-	-	-	-	-	-	-	-	-	-	
WYOMING	2/17/20		dnp	-	-	-	-	-	-	-	-	-	-	-	-	-	-	-	-	-	
WYOMING	2/19/20		dnp	-	-	-	-	-	-	-	-	-	-	-	-	-	-	-	-	-	
at Air Force	2/22/20		dnp	-	-	-	-	-	-	-	-	-	-	-	-	-	-	-	-	-	
at Air Force	2/24/20		dnp	-	-	-	-	-	-	-	-	-	-	-	-	-	-	-	-	-	
Totals			0	15	0-3	.000	0-2	.000	0-0	.000	1	2	3	3.0	0	0	1	1	0	0	0.0

Games played: 1
 Minutes/game: 15.0
 FG Pct: 0.0
 3FG Pct: 0.0

Rebounds/game: 3.0
 Turnovers/game: 1.0
 Blocks/game: 1.0

SEASON HIGHS

Points: N/A
 FG: 0
 FGA: 3 at Rice (12-13-20)
 3FG: 0
 3FGA: 2 at Rice (12-13-20)
 FT: N/A
 FTA: N/A
 Rebounds: 3 at Rice (12-13-20)
 Assists: N/A
 Blocks: 1 at Rice (12-13-20)
 Steals: N/A
 Minutes Played: 15 at Rice (12-13-20)

CAREER HIGHS AT UNM

Points: 25 at San José State (2-26-19)
 FG: 10 at San José State (2-26-19)
 FGA: 19 at San José State (2-26-19)
 3FG: 6 at Fresno State (2-1-20)
 3FGA: 11 at San José State (2-26-19)
 FT: 5 at Fresno State (2-2-19)
 FTA: 6 at Fresno State (2-2-19)
 Rebounds: 6 vs Wyoming (2-8-20)
 Assists: 5 (2x) Last time at San José State (2-26-19)
 Blocks: 1 (7x) Last time at Rice (12-13-20)
 Steals: 3 (3x) Last time at Fresno State (2-1-20)
 Minutes Played: 34 vs Nevada (2-18-20)

CAREER STATISTICS

Season	gp-gs	min/avg	Total		3-Point		F-Throws		Rebounds				Scoring							
			fg-fga	pct	fg-fga	pct	ft-fa	pct	off	def	tot	avg	pf	fo	ast	to	blk	stl	pts	avg
2018-19	29-12	587/20.2	93-209	.445	42-103	.408	35-44	.795	9	31	40	1.4	53	1	52	51	3	23	263	9.1
2019-20	31-2	495/16.0	71-150	.473	31-85	.365	9-15	.600	17	32	49	1.6	36	1	24	23	3	11	182	5.9
2020-21	1-0	15/15.0	0-3	.000	0-2	.000	0-0	.000	1	2	3	3.0	0	0	0	1	1	0	0	0.0
TOTAL	61-14	1097/18.0	164-362	.453	73-190	.384	44-59	.746	27	65	92	1.5	89	2	76	75	7	34	445	7.3



Emmanuel Kuac

6'7" | 200 - Sophomore - Guard
Calgary, Alberta, Canada (Kearns HS)

4

NOTEWORTHY :

- Signed his NLI as the 147th-ranked prospect in the nation as a wing
- Ranked a top-five player in Canada
- Captain of his high school squad as a senior
- Competed with Exum Elite and Gold Gauntlet 17U league
- Cherry & Silver Event Dunk Competition winner

2020-21 GAME-BY-GAME STATISTICS

Opponent	Date	gs	min	Total		3-Pointers		Free throws		Rebounds				pf	a	t/o	blk	stl	pts	avg
				fg-fga	pct	3fg-fga	pct	ft-fta	pct	off	def	tot	avg							
at Rice	12/13/20	*	20	3-6	.500	1-4	.250	1-2	.500	1	6	7	7.0	4	0	2	0	0	8	8.0
vs Our Lady of the Lake	12/15/20		dnp	-	-	-	-	-	-	-	-	-	-	-	-	-	-	-	-	-
at Boise State	12/21/20		dnp	-	-	-	-	-	-	-	-	-	-	-	-	-	-	-	-	-
at Boise State	12/23/20		dnp	-	-	-	-	-	-	-	-	-	-	-	-	-	-	-	-	-
NEVADA	12/31/20		dnp	-	-	-	-	-	-	-	-	-	-	-	-	-	-	-	-	-
NEVADA	1/2/20		dnp	-	-	-	-	-	-	-	-	-	-	-	-	-	-	-	-	-
UTAH STATE	1/7/20		dnp	-	-	-	-	-	-	-	-	-	-	-	-	-	-	-	-	-
UTAH STATE	1/9/20		dnp	-	-	-	-	-	-	-	-	-	-	-	-	-	-	-	-	-
at UNLV	1/14/20		dnp	-	-	-	-	-	-	-	-	-	-	-	-	-	-	-	-	-
at UNLV	1/16/20		dnp	-	-	-	-	-	-	-	-	-	-	-	-	-	-	-	-	-
SAN JOSE STATE	1/21/20		dnp	-	-	-	-	-	-	-	-	-	-	-	-	-	-	-	-	-
SAN JOSE STATE	1/23/20		dnp	-	-	-	-	-	-	-	-	-	-	-	-	-	-	-	-	-
at Fresno State	1/28/20		dnp	-	-	-	-	-	-	-	-	-	-	-	-	-	-	-	-	-
at Fresno State	1/30/20		dnp	-	-	-	-	-	-	-	-	-	-	-	-	-	-	-	-	-
SAN DIEGO STATE	2/3/20		dnp	-	-	-	-	-	-	-	-	-	-	-	-	-	-	-	-	-
SAN DIEGO STATE	2/5/20		dnp	-	-	-	-	-	-	-	-	-	-	-	-	-	-	-	-	-
at Colorado State	2/11/20		dnp	-	-	-	-	-	-	-	-	-	-	-	-	-	-	-	-	-
at Colorado State	2/13/20		dnp	-	-	-	-	-	-	-	-	-	-	-	-	-	-	-	-	-
WYOMING	2/17/20		dnp	-	-	-	-	-	-	-	-	-	-	-	-	-	-	-	-	-
WYOMING	2/19/20		dnp	-	-	-	-	-	-	-	-	-	-	-	-	-	-	-	-	-
at Air Force	2/22/20		dnp	-	-	-	-	-	-	-	-	-	-	-	-	-	-	-	-	-
at Air Force	2/24/20		dnp	-	-	-	-	-	-	-	-	-	-	-	-	-	-	-	-	-
Totals		1	20	3-6	.500	1-4	.250	1-2	.500	1	6	7	7.0	4	0	2	0	0	8	8.0

Games played: 1
Minutes/game: 20.0
Points/game: 8.0
FG Pct: 50.0
3FG Pct: 25.0
FT Pct: 50.0

Rebounds/game: 7.0
Turnovers/game: 2.0

SEASON HIGHS

CAREER HIGHS AT UNM

Points: 8 at Rice (12-13-20)
 FG: 3 at Rice (12-13-20)
 FGA: 6 at Rice (12-13-20)
 3FG: 1 at Rice (12-13-20)
 3FGA: 4 at Rice (12-13-20)
 FT: 1 at Rice (12-13-20)
 FTA: 2 at Rice (12-13-20)
 Rebounds: 7 at Rice (12-13-20)
 Assists: N/A
 Blocks: N/A
 Steals: N/A
 Minutes Played: 20 at Rice (12-13-20)

Points: 8 (2x) Last time at Rice (12-13-20)
 FG: 3 (3x) Last time at Rice (12-13-20)
 FGA: 6 at Rice (12-13-20)
 3FG: 2 at Colorado State (1-15-20)
 3FGA: 4 at Rice (12-13-20)
 FT: 1 (2x) Last time at Rice (12-13-20)
 FTA: 4 vs San José State (1-21-20)
 Rebounds: 7 at Rice (12-13-20)
 Assists: 2 at Fresno State (2-1-20)
 Blocks: 1 (4x) Last time at Boise State (2-23-20)
 Steals: 2 at Boise State (2-23-20)
 Minutes Played: 20 at Rice (12-13-20)

CAREER STATISTICS

Season	gp-gs	min/avg	Total		3-Point		F-Throws		Rebounds				Scoring							
			fg-fga	pct	fg-fga	pct	ft-fta	pct	off	def	tot	avg	pf	fo	ast	to	blk	stl	pts	avg
2019-20	19-0	118/6.2	12-23	.522	3-9	.333	1-6	.167	8	17	25	1.3	17	0	5	4	4	3	28	1.5
2020-21	1-1	20/20.0	3-6	.500	1-4	.250	1-2	.500	1	6	7	7.0	4	0	0	2	0	0	8	8.0
TOTAL	20-1	138/6.9	15-29	.517	4-13	.308	2-8	.250	9	23	32	1.6	21	0	5	6	4	3	36	1.8



Rod Brown **5**
 6'7" | 218 - Redshirt-Junior - Forward
 Memphis, Tenn. (Pearl River CC/Wichita State)

NOTEWORTHY :

- Helped Pearl River CC to the only NJCAA DI Undefeated season, the No. 1 seed in the national tournament and its second-straight Region XXIII Championship as a sophomore in 2019-20
- Averaged 13.1 points, 6.5 rebounds and 1.3 assists shooting 56.4 percent
- Voted MVP at the 2017 district and regional tournament in high school
- Two-time UAA All-American on the summer hoops circuit

2020-21 GAME-BY-GAME STATISTICS

Opponent	Date	gs	min	Total		3-Pointers		Free throws		Rebounds				pf	a	t/o	blk	stl	pts	avg
				fg-fga	pct	3fg-fga	pct	ft-fta	pct	off	def	tot	avg							
at Rice	12/13/20	*	25	5-9	.556	0-0	.000	1-1	1.000	4	3	7	7.0	3	3	2	0	0	11	11.0
vs Our Lady of the Lake	12/15/20		dnp	-	-	-	-	-	-	-	-	-	-	-	-	-	-	-	-	-
at Boise State	12/21/20		dnp	-	-	-	-	-	-	-	-	-	-	-	-	-	-	-	-	-
at Boise State	12/23/20		dnp	-	-	-	-	-	-	-	-	-	-	-	-	-	-	-	-	-
NEVADA	12/31/20		dnp	-	-	-	-	-	-	-	-	-	-	-	-	-	-	-	-	-
NEVADA	1/2/20		dnp	-	-	-	-	-	-	-	-	-	-	-	-	-	-	-	-	-
UTAH STATE	1/7/20		dnp	-	-	-	-	-	-	-	-	-	-	-	-	-	-	-	-	-
UTAH STATE	1/9/20		dnp	-	-	-	-	-	-	-	-	-	-	-	-	-	-	-	-	-
at UNLV	1/14/20		dnp	-	-	-	-	-	-	-	-	-	-	-	-	-	-	-	-	-
at UNLV	1/16/20		dnp	-	-	-	-	-	-	-	-	-	-	-	-	-	-	-	-	-
SAN JOSE STATE	1/21/20		dnp	-	-	-	-	-	-	-	-	-	-	-	-	-	-	-	-	-
SAN JOSE STATE	1/23/20		dnp	-	-	-	-	-	-	-	-	-	-	-	-	-	-	-	-	-
at Fresno State	1/28/20		dnp	-	-	-	-	-	-	-	-	-	-	-	-	-	-	-	-	-
at Fresno State	1/30/20		dnp	-	-	-	-	-	-	-	-	-	-	-	-	-	-	-	-	-
SAN DIEGO STATE	2/3/20		dnp	-	-	-	-	-	-	-	-	-	-	-	-	-	-	-	-	-
SAN DIEGO STATE	2/5/20		dnp	-	-	-	-	-	-	-	-	-	-	-	-	-	-	-	-	-
at Colorado State	2/11/20		dnp	-	-	-	-	-	-	-	-	-	-	-	-	-	-	-	-	-
at Colorado State	2/13/20		dnp	-	-	-	-	-	-	-	-	-	-	-	-	-	-	-	-	-
WYOMING	2/17/20		dnp	-	-	-	-	-	-	-	-	-	-	-	-	-	-	-	-	-
WYOMING	2/19/20		dnp	-	-	-	-	-	-	-	-	-	-	-	-	-	-	-	-	-
at Air Force	2/22/20		dnp	-	-	-	-	-	-	-	-	-	-	-	-	-	-	-	-	-
at Air Force	2/24/20		dnp	-	-	-	-	-	-	-	-	-	-	-	-	-	-	-	-	-
Totals		1	25	5-9	.556	0-0	.000	1-1	1.000	4	3	7	7.0	3	3	2	0	0	11	11.0

Games played: 1
 Minutes/game: 25.0
 Points/game: 11.0
 FG Pct: 55.6
 FT Pct: 100.0

Rebounds/game: 7.0
 Assists/game: 3.0
 Turnovers/game: 2.0
 Assist/turnover ratio: 1.5

SEASON HIGHS

Points: 11 at Rice (12-13-20)
 FG: 5 at Rice (12-13-20)
 FGA: 9 at Rice (12-13-20)
 3FG: N/A
 3FGA: N/A
 FT: 1 at Rice (12-13-20)
 FTA: 1 at Rice (12-13-20)
 Rebounds: 7 at Rice (12-13-20)
 Assists: 3 at Rice (12-13-20)
 Blocks: N/A
 Steals: N/A
 Minutes Played: 25 at Rice (12-13-20)

CAREER HIGHS AT UNM

Points: 11 at Rice (12-13-20)
 FG: 5 at Rice (12-13-20)
 FGA: 9 at Rice (12-13-20)
 3FG: N/A
 3FGA: N/A
 FT: 1 at Rice (12-13-20)
 FTA: 1 at Rice (12-13-20)
 Rebounds: 7 at Rice (12-13-20)
 Assists: 3 at Rice (12-13-20)
 Blocks: N/A
 Steals: N/A
 Minutes Played: 25 at Rice (12-13-20)

CAREER STATISTICS

Season	gp-gs	min/avg	Total		3-Point		F-Throws		Rebounds				Scoring							
			fg-fga	pct	fg-fga	pct	ft-fta	pct	off	def	tot	avg	pf	fo	ast	to	blk	stl	pts	avg
2020-21	1-1	25/25.0	5-9	.556	0-0	.000	1-1	1.000	4	3	7	7.0	3	0	3	2	0	0	11	11.0
TOTAL	1-1	25/25.0	5-9	.556	0-0	.000	1-1	1.000	4	3	7	7.0	3	0	3	2	0	0	11	11.0



Makuach Maluach

6'5" | 190 - Senior - Guard/Forward
Sydney, Australia (Newington College)

10

NOTEWORTHY :

- Scored a career-high 26 points at Air Force on 2-10-18.
- Ranks 4th all-time in Lobo freshman scoring with 327 points in 2016-17.
- Played prep ball at Newington College in Stanmore, NSW, Australia
- Graduated in 2017
- Member of Australian Junior National Team in the FIBA U18 Oceania Championships.

2020-21 GAME-BY-GAME STATISTICS

Opponent	Date	gs	min	Total		3-Pointers		Free throws		Rebounds				pf	a	t/o	blk	stl	pts	avg
				fg-fga	pct	3fg-fga	pct	ft-fa	pct	off	def	tot	avg							
at Rice	12/13/20	*	29	8-14	.571	2-2	1.000	5-6	.833	6	6	12	12.0	1	1	2	0	0	23	23.0
vs Our Lady of the Lake	12/15/20		dnp	-	-	-	-	-	-	-	-	-	-	-	-	-	-	-	-	-
at Boise State	12/21/20		dnp	-	-	-	-	-	-	-	-	-	-	-	-	-	-	-	-	-
at Boise State	12/23/20		dnp	-	-	-	-	-	-	-	-	-	-	-	-	-	-	-	-	-
NEVADA	12/31/20		dnp	-	-	-	-	-	-	-	-	-	-	-	-	-	-	-	-	-
NEVADA	1/2/20		dnp	-	-	-	-	-	-	-	-	-	-	-	-	-	-	-	-	-
UTAH STATE	1/7/20		dnp	-	-	-	-	-	-	-	-	-	-	-	-	-	-	-	-	-
UTAH STATE	1/9/20		dnp	-	-	-	-	-	-	-	-	-	-	-	-	-	-	-	-	-
at UNLV	1/14/20		dnp	-	-	-	-	-	-	-	-	-	-	-	-	-	-	-	-	-
at UNLV	1/16/20		dnp	-	-	-	-	-	-	-	-	-	-	-	-	-	-	-	-	-
SAN JOSE STATE	1/21/20		dnp	-	-	-	-	-	-	-	-	-	-	-	-	-	-	-	-	-
SAN JOSE STATE	1/23/20		dnp	-	-	-	-	-	-	-	-	-	-	-	-	-	-	-	-	-
at Fresno State	1/28/20		dnp	-	-	-	-	-	-	-	-	-	-	-	-	-	-	-	-	-
at Fresno State	1/30/20		dnp	-	-	-	-	-	-	-	-	-	-	-	-	-	-	-	-	-
SAN DIEGO STATE	2/3/20		dnp	-	-	-	-	-	-	-	-	-	-	-	-	-	-	-	-	-
SAN DIEGO STATE	2/5/20		dnp	-	-	-	-	-	-	-	-	-	-	-	-	-	-	-	-	-
at Colorado State	2/11/20		dnp	-	-	-	-	-	-	-	-	-	-	-	-	-	-	-	-	-
at Colorado State	2/13/20		dnp	-	-	-	-	-	-	-	-	-	-	-	-	-	-	-	-	-
WYOMING	2/17/20		dnp	-	-	-	-	-	-	-	-	-	-	-	-	-	-	-	-	-
WYOMING	2/19/20		dnp	-	-	-	-	-	-	-	-	-	-	-	-	-	-	-	-	-
at Air Force	2/22/20		dnp	-	-	-	-	-	-	-	-	-	-	-	-	-	-	-	-	-
at Air Force	2/24/20		dnp	-	-	-	-	-	-	-	-	-	-	-	-	-	-	-	-	-
Totals		1	29	8-14	.571	2-2	1.000	5-6	.833	6	6	12	12.0	1	1	2	0	0	23	23.0

Games played: 1
Minutes/game: 29.0
Points/game: 23.0
FG Pct: 57.1
3FG Pct: 100.0
FT Pct: 83.3

Rebounds/game: 12.0
Assists/game: 1.0
Turnovers/game: 2.0
Assist/turnover ratio: 0.5

SEASON HIGHS

Points: 23 at Rice (12-13-20)
FG: 8 at Rice (12-13-20)
FGA: 14 at Rice (12-13-20)
3FG: 2 at Rice (12-13-20)
3FGA: 2 at Rice (12-13-20)
FT: 5 at Rice (12-13-20)
FTA: 6 at Rice (12-13-20)
Rebounds: 12 at Rice (12-13-20)
Assists: 1 at Rice (12-13-20)
Blocks: N/A
Steals: N/A
Minutes Played: 29 at Rice (12-13-20)

CAREER HIGHS AT UNM

Points: 26 at Air Force (2-10-18)
FG: 10 at Air Force (2-10-18)
FGA: 15 at Fresno State (1-13-18)
3FG: 6 at Air Force (2-10-18)
3FGA: 7 (4x) Last time vs Wyoming (3-13-19)
FT: 12 at Wyoming (2-20-18)
FTA: 15 at Wyoming (2-20-18)
Rebounds: 13 vs San José State (1-21-20)
Assists: 5 (2x) Last time at Utah State (2-20-19)
Blocks: 3 (2x) Last time vs San Diego State (2-5-19)
Steals: 3 (3x) Last time vs No. 4 San Diego State (1-29-20)
Minutes Played: 38 at Air Force (2-10-18)

CAREER STATISTICS

Season	gp-gs	min/avg	fg-fga	pct	fg-fga	pct	ft-fa	pct	off	def	tot	avg	pf	fo	ast	to	blk	stl	pts	avg
2017-18	34-15	669/19.7	117-211	.555	29-63	.460	64-79	.810	37	48	85	2.5	82	3	33	43	8	19	327	9.6
2018-19	32-28	846/26.4	105-274	.383	44-134	.328	62-89	.697	33	94	127	4.0	71	2	60	60	16	21	316	9.9
2019-20	33-33	895/27.1	117-244	.480	29-93	.312	53-73	.726	41	92	133	4.0	58	0	38	46	13	27	316	9.6
2020-21	1-1	29/29.0	8-14	.571	2-2	1.000	5-6	.833	6	6	12	12.0	1	0	1	2	0	0	23	23.0
TOTAL	100-77	2439/24.4	347-743	.467	104-292	.356	184-247	.745	117	240	357	3.6	212	5	132	151	37	67	982	9.8



Jeremiah Francis II
 6'1" | 205 - Sophomore - Point Guard
 Columbus, Ohio (North Carolina)

11

NOTEWORTHY :

- Saw action in 16 games for the Tar Heels including three starts
- Scored in double figures twice while at UNC
- Named OCC Player of the Year in high school
- Named First Team All-OCC, First Team All-District, First Team All-Ohio
- Named to the Pickerington HS Honor Roll twice

2020-21 GAME-BY-GAME STATISTICS

Opponent	Date	gs	min	Total		3-Pointers		Free throws		Rebounds				pf	a	t/o	blk	stl	pts	avg
				fg-fga	pct	3fg-fga	pct	ft-fta	pct	off	def	tot	avg							
at Rice	12/13/20	*	30	2-8	.250	0-4	.000	1-2	.500	0	2	2	2.0	2	2	0	0	3	5	5.0
vs Our Lady of the Lake	12/15/20		dnp	-	-	-	-	-	-	-	-	-	-	-	-	-	-	-	-	-
at Boise State	12/21/20		dnp	-	-	-	-	-	-	-	-	-	-	-	-	-	-	-	-	-
at Boise State	12/23/20		dnp	-	-	-	-	-	-	-	-	-	-	-	-	-	-	-	-	-
NEVADA	12/31/20		dnp	-	-	-	-	-	-	-	-	-	-	-	-	-	-	-	-	-
NEVADA	1/2/20		dnp	-	-	-	-	-	-	-	-	-	-	-	-	-	-	-	-	-
UTAH STATE	1/7/20		dnp	-	-	-	-	-	-	-	-	-	-	-	-	-	-	-	-	-
UTAH STATE	1/9/20		dnp	-	-	-	-	-	-	-	-	-	-	-	-	-	-	-	-	-
at UNLV	1/14/20		dnp	-	-	-	-	-	-	-	-	-	-	-	-	-	-	-	-	-
at UNLV	1/16/20		dnp	-	-	-	-	-	-	-	-	-	-	-	-	-	-	-	-	-
SAN JOSE STATE	1/21/20		dnp	-	-	-	-	-	-	-	-	-	-	-	-	-	-	-	-	-
SAN JOSE STATE	1/23/20		dnp	-	-	-	-	-	-	-	-	-	-	-	-	-	-	-	-	-
at Fresno State	1/28/20		dnp	-	-	-	-	-	-	-	-	-	-	-	-	-	-	-	-	-
at Fresno State	1/30/20		dnp	-	-	-	-	-	-	-	-	-	-	-	-	-	-	-	-	-
SAN DIEGO STATE	2/3/20		dnp	-	-	-	-	-	-	-	-	-	-	-	-	-	-	-	-	-
SAN DIEGO STATE	2/5/20		dnp	-	-	-	-	-	-	-	-	-	-	-	-	-	-	-	-	-
at Colorado State	2/11/20		dnp	-	-	-	-	-	-	-	-	-	-	-	-	-	-	-	-	-
at Colorado State	2/13/20		dnp	-	-	-	-	-	-	-	-	-	-	-	-	-	-	-	-	-
WYOMING	2/17/20		dnp	-	-	-	-	-	-	-	-	-	-	-	-	-	-	-	-	-
WYOMING	2/19/20		dnp	-	-	-	-	-	-	-	-	-	-	-	-	-	-	-	-	-
at Air Force	2/22/20		dnp	-	-	-	-	-	-	-	-	-	-	-	-	-	-	-	-	-
at Air Force	2/24/20		dnp	-	-	-	-	-	-	-	-	-	-	-	-	-	-	-	-	-
Totals		1	30	2-8	.250	0-4	.000	1-2	.500	0	2	2	2.0	2	2	0	0	3	5	5.0

Games played: 1
 Minutes/game: 30.0
 Points/game: 5.0
 FG Pct: 25.0
 3FG Pct: 0.0
 FT Pct: 50.0

Rebounds/game: 2.0
 Assists/game: 2.0
 Assist/turnover ratio: 99.9
 Steals/game: 3.0

SEASON HIGHS

Points: 5 at Rice (12-13-20)
 FG: 2 at Rice (12-13-20)
 FGA: 8 at Rice (12-13-20)
 3FG: 0 at Rice (12-13-20)
 3FGA: 4 at Rice (12-13-20)
 FT: 1 at Rice (12-13-20)
 FTA: 2 at Rice (12-13-20)
 Rebounds: 2 at Rice (12-13-20)
 Assists: 2 at Rice (12-13-20)
 Blocks: N/A
 Steals: 3 at Rice (12-13-20)
 Minutes Played: 30 at Rice (12-13-20)

CAREER HIGHS AT UNM

Points: 5 at Rice (12-13-20)
 FG: 2 at Rice (12-13-20)
 FGA: 8 at Rice (12-13-20)
 3FG: 0 at Rice (12-13-20)
 3FGA: 4 at Rice (12-13-20)
 FT: 1 at Rice (12-13-20)
 FTA: 2 at Rice (12-13-20)
 Rebounds: 2 at Rice (12-13-20)
 Assists: 2 at Rice (12-13-20)
 Blocks: N/A
 Steals: 3 at Rice (12-13-20)
 Minutes Played: 30 at Rice (12-13-20)

CAREER STATISTICS

Season	gp-gs	min/avg	Total		3-Point		F-Throws		Rebounds				Scoring							
			fg-fga	pct	fg-fga	pct	ft-fta	pct	off	def	tot	avg	pf	fo	ast	to	blk	stl	pts	avg
2020-21	1-1	30/30.0	2-8	.250	0-4	.000	1-2	.500	0	2	2	2.0	2	0	2	0	0	3	5	5.0
TOTAL	1-1	30/30.0	2-8	.250	0-4	.000	1-2	.500	0	2	2	2.0	2	0	2	0	0	3	5	5.0



Daniel Headdings
 6'2" | 185 - Redshirt-Freshman - Guard
 Wasilla, Alaska (Wasilla HS)

12

NOTEWORTHY :

- Averaged 20.4 points, 3.0 assists and 3.0 rebounds per game as a senior in HS
- Helped lead his squad to a pair of regional championships and a state championship
- Has 11 siblings
- Hails from the same hometown as recent graduate and four-year Lobo Dane Kuiper
- Redshirted in 2019-20

2019-20 GAME-BY-GAME STATISTICS

SEASON HIGHS

Points: N/A
 FG: N/A
 FGA: N/A
 3FG: N/A
 3FGA: N/A
 FT: N/A
 FTA: N/A
 Rebounds: N/A
 Assists: N/A
 Blocks: N/A
 Steals: N/A
 Minutes Played: N/A

CAREER HIGHS AT UNM

Points: N/A
 FG: N/A
 FGA: N/A
 3FG: N/A
 3FGA: N/A
 FT: N/A
 FTA: N/A
 Rebounds: N/A
 Assists: N/A
 Blocks: N/A
 Steals: N/A
 Minutes Played: N/A

CAREER STATISTICS



Javonté Johnson
 6'6" | 190 - Freshman - Guard
 Colorado Springs, Colo. (Cheyenne Mountain HS)

13

NOTEWORTHY :

- Named First Team All-State at Cheyenne Mountain HS
- Adidas National Qualifier
- Averaged 22.4 points, 9.6 rebounds and 1.8 steals per game as a junior

2020-21 GAME-BY-GAME STATISTICS

Opponent	Date	gs	min	Total		3-Pointers		Free throws		Rebounds				pf	a	t/o	blk	stl	pts	avg	
				fg-fga	pct	3fg-fga	pct	ft-fta	pct	off	def	tot	avg								
at Rice	12/13/20		9	1-3	.333	0-2	.000	0-0	.000	0	0	0	0.0	1	0	0	0	1	2	2.0	
vs Our Lady of the Lake	12/15/20		dnp	-	-	-	-	-	-	-	-	-	-	-	-	-	-	-	-	-	
at Boise State	12/21/20		dnp	-	-	-	-	-	-	-	-	-	-	-	-	-	-	-	-	-	
at Boise State	12/23/20		dnp	-	-	-	-	-	-	-	-	-	-	-	-	-	-	-	-	-	
NEVADA	12/31/20		dnp	-	-	-	-	-	-	-	-	-	-	-	-	-	-	-	-	-	
NEVADA	1/2/20		dnp	-	-	-	-	-	-	-	-	-	-	-	-	-	-	-	-	-	
UTAH STATE	1/7/20		dnp	-	-	-	-	-	-	-	-	-	-	-	-	-	-	-	-	-	
UTAH STATE	1/9/20		dnp	-	-	-	-	-	-	-	-	-	-	-	-	-	-	-	-	-	
at UNLV	1/14/20		dnp	-	-	-	-	-	-	-	-	-	-	-	-	-	-	-	-	-	
at UNLV	1/16/20		dnp	-	-	-	-	-	-	-	-	-	-	-	-	-	-	-	-	-	
SAN JOSE STATE	1/21/20		dnp	-	-	-	-	-	-	-	-	-	-	-	-	-	-	-	-	-	
SAN JOSE STATE	1/23/20		dnp	-	-	-	-	-	-	-	-	-	-	-	-	-	-	-	-	-	
at Fresno State	1/28/20		dnp	-	-	-	-	-	-	-	-	-	-	-	-	-	-	-	-	-	
at Fresno State	1/30/20		dnp	-	-	-	-	-	-	-	-	-	-	-	-	-	-	-	-	-	
SAN DIEGO STATE	2/3/20		dnp	-	-	-	-	-	-	-	-	-	-	-	-	-	-	-	-	-	
SAN DIEGO STATE	2/5/20		dnp	-	-	-	-	-	-	-	-	-	-	-	-	-	-	-	-	-	
at Colorado State	2/11/20		dnp	-	-	-	-	-	-	-	-	-	-	-	-	-	-	-	-	-	
at Colorado State	2/13/20		dnp	-	-	-	-	-	-	-	-	-	-	-	-	-	-	-	-	-	
WYOMING	2/17/20		dnp	-	-	-	-	-	-	-	-	-	-	-	-	-	-	-	-	-	
WYOMING	2/19/20		dnp	-	-	-	-	-	-	-	-	-	-	-	-	-	-	-	-	-	
at Air Force	2/22/20		dnp	-	-	-	-	-	-	-	-	-	-	-	-	-	-	-	-	-	
at Air Force	2/24/20		dnp	-	-	-	-	-	-	-	-	-	-	-	-	-	-	-	-	-	
Totals			0	9	1-3	.333	0-2	.000	0-0	.000	0	0	0	0.0	1	0	0	0	1	2	2.0

Games played: 1
 Minutes/game: 9.0
 Points/game: 2.0
 FG Pct: 33.3
 3FG Pct: 0.0

Steals/game: 1.0

SEASON HIGHS

Points: 2 at Rice (12-13-20)
 FG: 1 at Rice (12-13-20)
 FGA: 3 at Rice (12-13-20)
 3FG: N/A
 3FGA: 2 at Rice (12-13-20)
 FT: N/A
 FTA: N/A
 Rebounds: N/A
 Assists: N/A
 Blocks: N/A
 Steals: 1 at Rice (12-13-20)
 Minutes Played: 9 at Rice (12-13-20)

CAREER HIGHS AT UNM

Points: 2 at Rice (12-13-20)
 FG: 1 at Rice (12-13-20)
 FGA: 3 at Rice (12-13-20)
 3FG: N/A
 3FGA: 2 at Rice (12-13-20)
 FT: N/A
 FTA: N/A
 Rebounds: N/A
 Assists: N/A
 Blocks: N/A
 Steals: 1 at Rice (12-13-20)
 Minutes Played: 9 at Rice (12-13-20)

CAREER STATISTICS

Season	gp-gs	min/avg	Total		3-Point		F-Throws		Rebounds				Scoring							
			fg-fga	pct	fg-fga	pct	ft-fta	pct	off	def	tot	avg	pf	fo	ast	to	blk	stl	pts	avg
2020-21	1-0	9/9.0	1-3	.333	0-2	.000	0-0	.000	0	0	0	0.0	1	0	0	0	0	1	2	2.0
TOTAL	1-0	9/9.0	1-3	.333	0-2	.000	0-0	.000	0	0	0	0.0	1	0	0	0	0	1	2	2.0



Logan Padgett

14

6'7" | 210 - Sophomore - Forward
Homewood, Ala. (Samford)

NOTEWORTHY :

- Competed in 33 games as a freshman at Samford, starting eight
- Averaged 17.6 minutes posting 3.3 rebounds and 2.4 points per game
- Helped his HS team to area, regional and state championships in 2016
- Averaged 18.0 points, 11.0 rebounds and 2.0 assists per game as a senior
- Averaged 14.0 points, 2.0 assists and 10.0 rebounds in his HS career
- 2x All-Area, 2x All-Area Tournament
- Also lettered in football

2020-21 GAME-BY-GAME STATISTICS

SEASON HIGHS

CAREER HIGHS AT UNM

Points: N/A
 FG: N/A
 FGA: N/A
 3FG: N/A
 3FGA: N/A
 FT: N/A
 FTA: N/A
 Rebounds: N/A
 Assists: N/A
 Blocks: N/A
 Steals: N/A
 Minutes Played: N/A

Points: N/A
 FG: N/A
 FGA: N/A
 3FG: N/A
 3FGA: N/A
 FT: N/A
 FTA: N/A
 Rebounds: N/A
 Assists: N/A
 Blocks: N/A
 Steals: N/A
 Minutes Played: N/A

CAREER STATISTICS



Clay Patterson
20
 6'1" | 180 - Redshirt-Junior - Guard
 Rio Rancho, N.M. (Rio Rancho HS/Fort Lewis)

NOTEWORTHY :

- 2016 New Mexico Gatorade Player of the Year while at Rio Rancho
- Mr. Basketball 2016
- Helped Rio Rancho to New Mexico State Championship in 2016
- New Mexico State Tournament MVP in 2016
- USA Today New Mexico First Team
- Three-time All-District Academic Team honoree

2020-21 GAME-BY-GAME STATISTICS

Opponent	Date	gs	min	Total		3-Pointers		Free throws		Rebounds				pf	a	t/o	blk	stl	pts	avg	
				fg-fga	pct	3fg-fga	pct	ft-fa	pct	off	def	tot	avg								
at Rice	12/13/20		2	0-0	.000	0-0	.000	0-0	.000	0	0	0	0.0	0	0	0	0	0	0	0.0	
vs Our Lady of the Lake	12/15/20		dnp	-	-	-	-	-	-	-	-	-	-	-	-	-	-	-	-	-	
at Boise State	12/21/20		dnp	-	-	-	-	-	-	-	-	-	-	-	-	-	-	-	-	-	
at Boise State	12/23/20		dnp	-	-	-	-	-	-	-	-	-	-	-	-	-	-	-	-	-	
NEVADA	12/31/20		dnp	-	-	-	-	-	-	-	-	-	-	-	-	-	-	-	-	-	
NEVADA	1/2/20		dnp	-	-	-	-	-	-	-	-	-	-	-	-	-	-	-	-	-	
UTAH STATE	1/7/20		dnp	-	-	-	-	-	-	-	-	-	-	-	-	-	-	-	-	-	
UTAH STATE	1/9/20		dnp	-	-	-	-	-	-	-	-	-	-	-	-	-	-	-	-	-	
at UNLV	1/14/20		dnp	-	-	-	-	-	-	-	-	-	-	-	-	-	-	-	-	-	
at UNLV	1/16/20		dnp	-	-	-	-	-	-	-	-	-	-	-	-	-	-	-	-	-	
SAN JOSE STATE	1/21/20		dnp	-	-	-	-	-	-	-	-	-	-	-	-	-	-	-	-	-	
SAN JOSE STATE	1/23/20		dnp	-	-	-	-	-	-	-	-	-	-	-	-	-	-	-	-	-	
at Fresno State	1/28/20		dnp	-	-	-	-	-	-	-	-	-	-	-	-	-	-	-	-	-	
at Fresno State	1/30/20		dnp	-	-	-	-	-	-	-	-	-	-	-	-	-	-	-	-	-	
SAN DIEGO STATE	2/3/20		dnp	-	-	-	-	-	-	-	-	-	-	-	-	-	-	-	-	-	
SAN DIEGO STATE	2/5/20		dnp	-	-	-	-	-	-	-	-	-	-	-	-	-	-	-	-	-	
at Colorado State	2/11/20		dnp	-	-	-	-	-	-	-	-	-	-	-	-	-	-	-	-	-	
at Colorado State	2/13/20		dnp	-	-	-	-	-	-	-	-	-	-	-	-	-	-	-	-	-	
WYOMING	2/17/20		dnp	-	-	-	-	-	-	-	-	-	-	-	-	-	-	-	-	-	
WYOMING	2/19/20		dnp	-	-	-	-	-	-	-	-	-	-	-	-	-	-	-	-	-	
at Air Force	2/22/20		dnp	-	-	-	-	-	-	-	-	-	-	-	-	-	-	-	-	-	
at Air Force	2/24/20		dnp	-	-	-	-	-	-	-	-	-	-	-	-	-	-	-	-	-	
Totals			0	2	0-0	.000	0-0	.000	0-0	.000	0	0	0	0.0	0	0	0	0	0	0	0.0

Games played: 1
 Minutes/game: 2.0

SEASON HIGHS

Points: N/A
 FG: N/A
 FGA: N/A
 3FG: N/A
 3FGA: N/A
 FT: N/A
 FTA: N/A
 Rebounds: N/A
 Assists: N/A
 Blocks: N/A
 Steals: N/A
 Minutes Played: 2 at Rice (12-13-20)

CAREER HIGHS AT UNM

Points: 4 vs San José State (1-21-20)
 FG: 0
 FGA: 3 vs Southwest (12-30-18)
 3FG: 0
 3FGA: 2 vs Southwest (12-30-18)
 FT: 4 vs San José State (1-21-20)
 FTA: 4 vs San José State (1-21-20)
 Rebounds: 2 vs San José State (2-13-19)
 Assists: 1 (4x) Last time vs Wyoming (2-8-20)
 Blocks: N/A
 Steals: N/A
 Minutes Played: 8 vs Southwest (12-30-18)

CAREER STATISTICS

Season	gp-gs	min/avg	Total		3-Point		F-Throws		Rebounds				Scoring							
			fg-fga	pct	fg-fga	pct	ft-fa	pct	off	def	tot	avg	pf	fo	ast	to	blk	stl	pts	avg
2018-19	3-0	13/4.3	0-4	.000	0-3	.000	2-2	1.000	1	2	3	1.0	0	0	1	0	0	0	2	0.7
2019-20	9-0	21/2.3	0-2	.000	0-2	.000	6-6	1.000	0	3	3	0.3	1	0	3	1	0	1	6	0.7
2020-21	1-0	2/2.0	0-0	.000	0-0	.000	0-0	.000	0	0	0	0.0	0	0	0	0	0	0	0	0.0
TOTAL	13-0	36/2.8	0-6	.000	0-5	.000	8-8	1.000	1	5	6	0.5	1	0	4	1	0	1	8	0.6



Nolan Dorsey
 6'5" | 185 - Freshman - Point Guard
 Knightdale, N.C., (Milbrook HS)

21

NOTEWORTHY :

- Helped his Milbrook HS squad to the conference championship in 2018
- Named All-Conference as a junior
- Averaged over 10 assists per game in the summer of 2019 for Big Shots Elite NC
- Honor Roll recipient at Milbrook HS

2020-21 GAME-BY-GAME STATISTICS

SEASON HIGHS

Points:	N/A
FG:	N/A
FGA:	N/A
3FG:	N/A
3FGA:	N/A
FT:	N/A
FTA:	N/A
Rebounds:	N/A
Assists:	N/A
Blocks:	N/A
Steals:	N/A
Minutes Played:	N/A

CAREER HIGHS AT UNM

Points:	N/A
FG:	N/A
FGA:	N/A
3FG:	N/A
3FGA:	N/A
FT:	N/A
FTA:	N/A
Rebounds:	N/A
Assists:	N/A
Blocks:	N/A
Steals:	N/A
Minutes Played:	N/A

CAREER STATISTICS



Valdir Manuel
 6'10" | 225 - Junior - Forward
 Luanda, Angola (Harcum College)

22

NOTEWORTHY :

- Named to the 2018-19 NCJAA All-American Second Team
- Averaged 21.0 points and 11.0 rebounds per contest in 2019-20
- Finished at Harcum 12th all-time in scoring with 769 points, third in rebounds (504), fourth in career blocked shots (107)
- Helped The Patrick School to the 2017 State Tournament of Champions title
- Competed in the U17 FIBA World Cup
- Helped his U20 Angola National Team to a gold medal in the Afrobasket Championships

2020-21 GAME-BY-GAME STATISTICS

Opponent	Date	gs	min	Total		3-Pointers		Free throws		Rebounds				pf	a	t/o	blk	stl	pts	avg
				fg-fga	pct	3fg-fga	pct	ft-fta	pct	off	def	tot	avg							
at Rice	12/13/20		13	4-11	.364	1-3	.333	0-0	.000	3	3	6	6.0	2	0	2	0	1	9	9.0
vs Our Lady of the Lake	12/15/20		dnp	-	-	-	-	-	-	-	-	-	-	-	-	-	-	-	-	-
at Boise State	12/21/20		dnp	-	-	-	-	-	-	-	-	-	-	-	-	-	-	-	-	-
at Boise State	12/23/20		dnp	-	-	-	-	-	-	-	-	-	-	-	-	-	-	-	-	-
NEVADA	12/31/20		dnp	-	-	-	-	-	-	-	-	-	-	-	-	-	-	-	-	-
NEVADA	1/2/20		dnp	-	-	-	-	-	-	-	-	-	-	-	-	-	-	-	-	-
UTAH STATE	1/7/20		dnp	-	-	-	-	-	-	-	-	-	-	-	-	-	-	-	-	-
UTAH STATE	1/9/20		dnp	-	-	-	-	-	-	-	-	-	-	-	-	-	-	-	-	-
at UNLV	1/14/20		dnp	-	-	-	-	-	-	-	-	-	-	-	-	-	-	-	-	-
at UNLV	1/16/20		dnp	-	-	-	-	-	-	-	-	-	-	-	-	-	-	-	-	-
SAN JOSE STATE	1/21/20		dnp	-	-	-	-	-	-	-	-	-	-	-	-	-	-	-	-	-
SAN JOSE STATE	1/23/20		dnp	-	-	-	-	-	-	-	-	-	-	-	-	-	-	-	-	-
at Fresno State	1/28/20		dnp	-	-	-	-	-	-	-	-	-	-	-	-	-	-	-	-	-
at Fresno State	1/30/20		dnp	-	-	-	-	-	-	-	-	-	-	-	-	-	-	-	-	-
SAN DIEGO STATE	2/3/20		dnp	-	-	-	-	-	-	-	-	-	-	-	-	-	-	-	-	-
SAN DIEGO STATE	2/5/20		dnp	-	-	-	-	-	-	-	-	-	-	-	-	-	-	-	-	-
at Colorado State	2/11/20		dnp	-	-	-	-	-	-	-	-	-	-	-	-	-	-	-	-	-
at Colorado State	2/13/20		dnp	-	-	-	-	-	-	-	-	-	-	-	-	-	-	-	-	-
WYOMING	2/17/20		dnp	-	-	-	-	-	-	-	-	-	-	-	-	-	-	-	-	-
WYOMING	2/19/20		dnp	-	-	-	-	-	-	-	-	-	-	-	-	-	-	-	-	-
at Air Force	2/22/20		dnp	-	-	-	-	-	-	-	-	-	-	-	-	-	-	-	-	-
at Air Force	2/24/20		dnp	-	-	-	-	-	-	-	-	-	-	-	-	-	-	-	-	-
Totals		0	13	4-11	.364	1-3	.333	0-0	.000	3	3	6	6.0	2	0	2	0	1	9	9.0

Games played: 1
 Minutes/game: 13.0
 Points/game: 9.0
 FG Pct: 36.4
 3FG Pct: 33.3

Rebounds/game: 6.0
 Turnovers/game: 2.0
 Steals/game: 1.0

SEASON HIGHS

Points: 9 at Rice (12-13-20)
 FG: 4 at Rice (12-13-20)
 FGA: 11 at Rice (12-13-20)
 3FG: 1 at Rice (12-13-20)
 3FGA: 3 at Rice (12-13-20)
 FT: N/A
 FTA: N/A
 Rebounds: 6 at Rice (12-13-20)
 Assists: N/A
 Blocks: N/A
 Steals: 1 at Rice (12-13-20)
 Minutes Played: 13 at Rice (12-13-20)

CAREER HIGHS AT UNM

Points: 9 at Rice (12-13-20)
 FG: 4 at Rice (12-13-20)
 FGA: 11 at Rice (12-13-20)
 3FG: 1 at Rice (12-13-20)
 3FGA: 3 at Rice (12-13-20)
 FT: N/A
 FTA: N/A
 Rebounds: 6 at Rice (12-13-20)
 Assists: N/A
 Blocks: N/A
 Steals: 1 at Rice (12-13-20)
 Minutes Played: 13 at Rice (12-13-20)

CAREER STATISTICS

Season	gp-gs	min/avg	Total		3-Point		F-Throws		Rebounds				Scoring							
			fg-fga	pct	fg-fga	pct	ft-fta	pct	off	def	tot	avg	pf	fo	ast	to	blk	stl	pts	avg
2020-21	1-0	13/13.0	4-11	.364	1-3	.333	0-0	.000	3	3	6	6.0	2	0	0	2	0	1	9	9.0
TOTAL	1-0	13/13.0	4-11	.364	1-3	.333	0-0	.000	3	3	6	6.0	2	0	0	2	0	1	9	9.0



Eloy Medina
 6'3" | 180 - Freshman - Guard
 Albuquerque, N.M. (West Mesa HS)

23

NOTEWORTHY :

- Averaged 20.7 points, 5.6 rebounds and 1.5 assists at West Mesa HS
- 4x First Team All-District honoree
- Named to the All-Metro Third Team
- Also competed for NM Slam and PB Nation where he helped his squad to a national championship

2020-21 GAME-BY-GAME STATISTICS

SEASON HIGHS

Points:	N/A
FG:	N/A
FGA:	N/A
3FG:	N/A
3FGA:	N/A
FT:	N/A
FTA:	N/A
Rebounds:	N/A
Assists:	N/A
Blocks:	N/A
Steals:	N/A
Minutes Played:	N/A

CAREER HIGHS AT UNM

Points:	N/A
FG:	N/A
FGA:	N/A
3FG:	N/A
3FGA:	N/A
FT:	N/A
FTA:	N/A
Rebounds:	N/A
Assists:	N/A
Blocks:	N/A
Steals:	N/A
Minutes Played:	N/A

CAREER STATISTICS



Kurt Wegscheider
 6'4" | 185 - Sophomore - Guard
 Bangui, Central African Republic (NBA Acad. Africa)

30

NOTEWORTHY :

- Enrolled in the NBA Academy Africa since 2017
- Named MVP of the BWB Africa All Star Games
- Participated in the NBA Global Camp in Treviso, Italy
- Participated in three stages of the European Youth Basketball League in Hungary; helped his team to win the tournament and remain unbeaten
- Participant in NCAA's Next Generation Sunday event at the 2019 Final Four

2020-21 GAME-BY-GAME STATISTICS

Opponent	Date	gs	min	Total		3-Pointers		Free throws		Rebounds				pf	a	t/o	blk	stl	pts	avg	
				fg-fga	pct	3fg-fga	pct	ft-fta	pct	off	def	tot	avg								
at Rice	12/13/20		11	0-0	.000	0-0	.000	0-0	.000	0	0	0	0.0	0	0	1	0	0	0	0.0	
vs Our Lady of the Lake	12/15/20		dnp	-	-	-	-	-	-	-	-	-	-	-	-	-	-	-	-	-	
at Boise State	12/21/20		dnp	-	-	-	-	-	-	-	-	-	-	-	-	-	-	-	-	-	
at Boise State	12/23/20		dnp	-	-	-	-	-	-	-	-	-	-	-	-	-	-	-	-	-	
NEVADA	12/31/20		dnp	-	-	-	-	-	-	-	-	-	-	-	-	-	-	-	-	-	
NEVADA	1/2/20		dnp	-	-	-	-	-	-	-	-	-	-	-	-	-	-	-	-	-	
UTAH STATE	1/7/20		dnp	-	-	-	-	-	-	-	-	-	-	-	-	-	-	-	-	-	
UTAH STATE	1/9/20		dnp	-	-	-	-	-	-	-	-	-	-	-	-	-	-	-	-	-	
at UNLV	1/14/20		dnp	-	-	-	-	-	-	-	-	-	-	-	-	-	-	-	-	-	
at UNLV	1/16/20		dnp	-	-	-	-	-	-	-	-	-	-	-	-	-	-	-	-	-	
SAN JOSE STATE	1/21/20		dnp	-	-	-	-	-	-	-	-	-	-	-	-	-	-	-	-	-	
SAN JOSE STATE	1/23/20		dnp	-	-	-	-	-	-	-	-	-	-	-	-	-	-	-	-	-	
at Fresno State	1/28/20		dnp	-	-	-	-	-	-	-	-	-	-	-	-	-	-	-	-	-	
at Fresno State	1/30/20		dnp	-	-	-	-	-	-	-	-	-	-	-	-	-	-	-	-	-	
SAN DIEGO STATE	2/3/20		dnp	-	-	-	-	-	-	-	-	-	-	-	-	-	-	-	-	-	
SAN DIEGO STATE	2/5/20		dnp	-	-	-	-	-	-	-	-	-	-	-	-	-	-	-	-	-	
at Colorado State	2/11/20		dnp	-	-	-	-	-	-	-	-	-	-	-	-	-	-	-	-	-	
at Colorado State	2/13/20		dnp	-	-	-	-	-	-	-	-	-	-	-	-	-	-	-	-	-	
WYOMING	2/17/20		dnp	-	-	-	-	-	-	-	-	-	-	-	-	-	-	-	-	-	
WYOMING	2/19/20		dnp	-	-	-	-	-	-	-	-	-	-	-	-	-	-	-	-	-	
at Air Force	2/22/20		dnp	-	-	-	-	-	-	-	-	-	-	-	-	-	-	-	-	-	
at Air Force	2/24/20		dnp	-	-	-	-	-	-	-	-	-	-	-	-	-	-	-	-	-	
Totals			0	11	0-0	.000	0-0	.000	0-0	.000	0	0	0	0.0	0	0	1	0	0	0	0.0

Games played: 1
 Minutes/game: 11.0

Turnovers/game: 1.0

SEASON HIGHS

Points: N/A
 FG: N/A
 FGA: N/A
 3FG: N/A
 3FGA: N/A
 FT: N/A
 FTA: N/A
 Rebounds: N/A
 Assists: N/A
 Blocks: N/A
 Steals: N/A
 Minutes Played: 11 at Rice (12-13-20)

CAREER HIGHS AT UNM

Points: 6 (2x) Last time vs Utah State (3-5-20)
 FG: 3 at Air Force (2-26-20)
 FGA: 5 vs San José State (3-4-20)
 3FG: 1 vs. No. 18/19 Auburn (11-25-19)
 3FGA: 3 vs San José State (3-4-20)
 FT: 2 (2x) Last time vs Utah State (3-5-20)
 FTA: 2 (3x) Last time vs Utah State (3-5-20)
 Rebounds: 6 vs Utah State (3-5-20)
 Assists: 1 (7x) Last time vs Utah State (3-5-20)
 Blocks: N/A
 Steals: 2 at Colorado State (1-15-20)
 Minutes Played: 26 vs San José State (3-4-20)

CAREER STATISTICS

Season	gp-gs	min/avg	Total		3-Point		F-Throws		Rebounds				Scoring							
			fg-fga	pct	fg-fga	pct	ft-fta	pct	off	def	tot	avg	pf	fo	ast	to	blk	stl	pts	avg
2019-20	17-2	139/8.2	14-25	.560	1-7	.143	4-7	.571	8	14	22	1.3	9	1	7	4	0	5	33	1.9
2020-21	1-0	11/11.0	0-0	.000	0-0	.000	0-0	.000	0	0	0	0.0	0	0	0	1	0	0	0	0.0
TOTAL	18-2	150/8.3	14-25	.560	1-7	.143	4-7	.571	8	14	22	1.2	9	1	7	5	0	5	33	1.8



Jordan Arroyo
6'7" | 210 - Junior - Forward

33

Albuquerque, N.M. (Atrisco Heritage Academy)

NOTEWORTHY :

- Helped lead Atrisco Heritage to the 6A State Championship in 2018
- First Team All-State, First Team All-Metro and First Team All-District
- New Mexico State Tournament MVP
- All-Metro Defensive Player of the Year
- Shot 63 percent from the floor with 13 double-doubles on the season
- National Hispanic Scholar, Four-Year Honor Roll recipient and academic letterman

2019-20 GAME-BY-GAME STATISTICS

Opponent	Date	gs	min	Total		3-Pointers		Free throws		Rebounds				pf	a	t/o	blk	stl	pts	avg	
				fg-fga	pct	3fg-fga	pct	ft-fta	pct	off	def	tot	avg								
EASTERN N.M.	11/06/19		3	0-0	.000	0-0	.000	0-0	.000	0	1	1	1.0	0	0	0	0	0	0	0.0	
CSUN	11/09/19		2	0-0	.000	0-0	.000	0-2	.000	0	0	0	0.5	1	0	0	0	0	0	0.0	
at UTEP	11/19/19		dnp	-	-	-	-	-	-	-	-	-	-	-	-	-	-	-	-	-	
at Wyoming	12/07/19		dnp	-	-	-	-	-	-	-	-	-	-	-	-	-	-	-	-	-	
GRAND CANYON	12/17/19		1	1-1	1.000	0-0	.000	0-0	.000	0	0	0	0.3	1	0	0	0	0	2	0.7	
HOUSTON BAPTIST	12/22/19		2	0-1	.000	0-0	.000	0-0	.000	0	0	0	0.3	0	0	0	1	0	0	0.5	
FRESNO ST.	01/07/20		1	0-0	.000	0-0	.000	0-0	.000	0	0	0	0.2	0	0	0	0	0	0	0.4	
at Colorado St.	01/15/20		4	0-0	.000	0-0	.000	0-0	.000	0	0	0	0.2	0	0	0	0	0	0	0.3	
SAN JOSE ST.	01/21/20		5	0-0	.000	0-0	.000	0-0	.000	0	1	1	0.3	2	0	0	0	0	0	0.3	
at Nevada	01/25/20		11	0-0	.000	0-0	.000	0-0	.000	0	1	1	0.4	1	0	0	2	0	0	0.3	
SAN DIEGO ST.	01/29/20		21	1-4	.250	0-0	.000	2-2	1.000	6	1	7	1.1	1	1	0	0	0	4	0.7	
at Fresno St.	02/01/20	*	14	0-0	.000	0-0	.000	0-0	.000	0	1	1	1.1	1	0	1	0	0	0	0.6	
WYOMING	02/08/20		2	0-1	.000	0-1	.000	2-2	1.000	0	1	1	1.1	0	0	0	0	0	2	0.7	
at Boise St.	02/23/20		15	2-2	1.000	0-0	.000	0-0	.000	0	0	0	1.0	1	0	2	0	0	4	1.0	
at Air Force	02/26/20		22	1-3	.333	0-0	.000	0-0	.000	1	4	5	1.3	2	0	0	1	1	2	1.1	
UTAH ST.	02/29/20		2	0-0	.000	0-0	.000	0-0	.000	0	0	0	1.2	0	0	0	0	0	0	1.0	
Totals			1	105	5-12	.417	0-1	.000	4-6	.667	7	10	17	1.2	10	1	3	4	1	14	1.0

Games played: 14
Minutes/game: 7.5
Points/game: 1.0
FG Pct: 41.7
3FG Pct: 0.0
FT Pct: 66.7

Rebounds/game: 1.2
Assists/game: 0.1
Turnovers/game: 0.2
Assist/turnover ratio: 0.3
Steals/game: 0.1
Blocks/game: 0.3

SEASON HIGHS

CAREER HIGHS AT UNM

Points: N/A
FG: N/A
FGA: N/A
3FG: N/A
3FGA: N/A
FT: N/A
FTA: N/A
Rebounds: N/A
Assists: N/A
Blocks: N/A
Steals: N/A
Minutes Played: N/A

Points: 6 vs Southwest (12-30-18)
FG: 3 vs Southwest (12-30-18)
FGA: 4 vs No. 4 San Diego State (1-29-20)
3FG: N/A
3FGA: 1 vs Wyoming (2-8-20)
FT: 2 (3x) Last time vs Wyoming (2-8-20)
FTA: 4 at NMSU (12-4-18)
Rebounds: 7 vs No. 4 San Diego State (1-29-20)
Assists: 1 vs No. 4 San Diego State (1-29-20)
Blocks: 2 at Nevada (1-25-20)
Steals: 1 (3x) Last time at Air Force (2-26-20)
Minutes Played: 22 at Air Force (2-26-20)

CAREER STATISTICS

Season	gp-gs	min/avg	Total		3-Point		F-Throws		Rebounds				Scoring							
			fg-fga	pct	fg-fga	pct	ft-fta	pct	off	def	tot	avg	pf	fo	ast	to	blk	stl	pts	avg
2018-19	12-2	71/5.9	7-9	.778	0-0	.000	3-9	.333	7	6	13	1.1	8	0	0	2	3	2	17	1.4
2019-20	14-1	105/7.5	5-12	.417	0-1	.000	4-6	.667	7	10	17	1.2	10	0	1	3	4	1	14	1.0
TOTAL	26-3	176/6.8	12-21	.571	0-1	.000	7-15	.467	14	16	30	1.2	18	0	1	5	7	3	31	1.2



Assane Ndiaye

35

7'1" | 240 - Junior - Forward
Dakar, Senegal (Kilgore College)

NOTEWORTHY :

- Shot 67.4 percent from the floor as a sophomore at Kilgore College
- Scored 66 points on the season over 26 contests at 8.4 minutes per game
- Averaged 2.5 points, 2.4 rebounds, 0.4 assists per game as a sophomore
- Saw action in 23 games as a freshman after missing much of the first season due to injury

2020-21 GAME-BY-GAME STATISTICS

SEASON HIGHS

Points:	N/A
FG:	N/A
FGA:	N/A
3FG:	N/A
3FGA:	N/A
FT:	N/A
FTA:	N/A
Rebounds:	N/A
Assists:	N/A
Blocks:	N/A
Steals:	N/A
Minutes Played:	N/A

CAREER HIGHS AT UNM

Points:	N/A
FG:	N/A
FGA:	N/A
3FG:	N/A
3FGA:	N/A
FT:	N/A
FTA:	N/A
Rebounds:	N/A
Assists:	N/A
Blocks:	N/A
Steals:	N/A
Minutes Played:	N/A

CAREER STATISTICS

Game 1 - New Mexico 72, Rice 61 Dec. 13, 2020 | Tudor Fieldhouse

Maluach Double-Double Paces Lobos Past Undeclared Rice

HOUSTON, TEXAS — Overcoming early nerves and as much as a five-point deficit in the first half, The University of New Mexico men's basketball team topped the previously-undefeated Rice University Owls' basketball afternoon by a score of 72-61.

The Lobos open the 2020-21 season 1-0 while Rice falls to 4-1.

Senior Makuach Maluach, who is the lone returning starter for the Lobos and started his 57th consecutive contest on Sunday, kicked off his senior year with his third career double-double. He led the Lobos with 23 points and 12 rebounds including six offensive boards. Sunday also marked his 100th career contest.

Rebounding was the story of the game as New Mexico pulled down 49 rebounds compared to 30 for Rice, including 19 offensive. The last time the Lobos had 20 or more offensive rebounds was in the 2018-19 season.

Maluach was one of three Lobos to score in double figures and was joined by junior Rod Brown who posted 11 points and seven rebounds as well as redshirt-freshman Bayron Matos who collected 10 points and five boards.

Both Matos and Brown were two of six players to make their Lobo debuts on Sunday along with junior Saquan Singleton, junior Valdir Manuel, sophomore Jeremiah Francis III and freshman Javonté Johnson.

The Lobos, an almost entirely new squad battling first-game jitters against a 4-0 team, went down by five, 15-10 with 9:54 left in the first half after a 7-0 Owl run that was capped by back-to-back threes for the home team.

UNM tied it up on a layup from Singleton and a three from sophomore Emmanuel Kuac, 15-15, before continuing on a 17-3 run over 7:06 to take a nine-point lead, 27-18.

The Lobos' run was an even scoring effort featuring two points each from Singleton, Kuac, Brown, Francis III and Maluach, capped by back-to-back jumpers from Manuel.

Rice closed the gap to six, 31-25 at the half.

It was Manuel who put the Lobos up by double digits in the second half with a triple with 13:16 left on the clock to put UNM up 45-35.

Rice worked to battle back with a free throw and a layup to make it a seven-point game with 10:17 left, but Maluach quickly shut down any thought of a comeback with a jumper followed by a three at the top of the circle just 24 seconds apart. With the play, UNM went back up by double digits, 50-38, and Rice called a timeout to regroup.

The UNM defense held tough while its offense pushed forward as the Lobos ultimately stretched the lead to 13 on a jumper by Francis III at 3:45. UNM was up by 13 with 21 seconds left before a three from Rice sophomore Quincy Olivari knocked it down to 10.

Maluach and Olivari finished the game with free throws for the 72-61 final.

Additional standout moments for the Lobos include a career-tying eight points from Kuac, nine points and six rebounds from Manuel and an early appearance for junior walk-on Clay Patterson.

Rice was led by Olivari, who notched 21 points, followed by sophomore Travis Eevee who posted 15.

The Lobos are scheduled to return to action on Tuesday, Dec. 15 against Our Lady of the Lake at 5 p.m. MT / 6 p.m. CT in a neutral contest at Rice.

Game #1

New Mexico 72 • 1-0, 0-0 MW

#	Player	Total	3-Pr			Rebounds		PF	TP	A	TO	Bk	St	Min
			FG-FGA	FG-FGA	FT-FTA	Off	Def							
06	BROWN, Rod	1	5-9	0-0	1-1	4	3	7	3	11	3	2	0	25
02	SINGLETON, Saquan	g	1-3	0-0	2-2	1	4	5	2	4	4	1	0	24
04	KUAC, Emmanuel	g	3-6	1-4	1-2	1	6	7	4	8	0	2	0	20
10	MALUACH, Makuach	g	8-14	2-2	5-6	6	6	12	1	23	1	2	0	29
11	FRANCIS III, Jeremiah	g	2-8	0-4	1-2	0	2	2	2	5	2	0	0	30
01	MATOS, Bayron	g	5-9	0-0	0-0	3	2	5	1	10	2	4	1	22
03	MC GEE, Keith	g	0-3	0-2	0-0	1	2	3	0	0	0	1	1	15
13	JOHNSON, Javonté	g	1-3	0-2	0-0	0	0	0	1	2	0	0	0	9
20	PATTERSON, Clay	g	0-0	0-0	0-0	0	0	0	0	0	0	0	0	2
22	MANUEL, Valdir	g	4-11	1-3	0-0	3	3	6	2	9	0	2	0	13
30	WEGSCHEIDER, Kurt	g	0-0	0-0	0-0	0	0	0	0	0	1	0	0	11
	Team					0	2	2						
	Totals		29-66	4-17	10-13	19	30	49	16	72	12	15	3	200
	FG % 1st Half:	15-30	41.7%	2nd half:	14-30	46.7%	Game:	29-66	43.8%					Doubleball
	3FG % 1st Half:	1-0	11.1%	2nd half:	3-8	37.5%	Game:	4-17	23.5%					Rebounds
	FT % 1st Half:	0-0	0.0%	2nd half:	10-13	76.9%	Game:	10-13	76.9%					1

Rice 61 • 4-1, 0-0 C-USA

#	Player	Total	3-Pr			Rebounds		PF	TP	A	TO	Bk	St	Min
			FG-FGA	FG-FGA	FT-FTA	Off	Def							
15	Max Fiedler	g	1-5	0-1	0-0	2	4	6	1	2	2	3	0	29
22	Tre Clark	f	0-1	0-1	1-2	0	4	4	3	1	0	2	0	26
03	Travis Eevee	g	5-13	3-10	2-2	0	1	1	2	15	1	2	0	34
24	Chris Mullins	g	0-5	0-3	3-4	2	0	2	5	3	3	3	0	23
15	Cavitt Epps Havisa	g	1-6	0-1	1-2	0	1	1	3	1	0	1	1	19
00	Payton Moore	g	2-4	1-3	2-4	2	1	3	2	7	2	3	0	15
04	Quincy Olivari	g	7-14	6-10	1-2	1	3	4	0	21	0	0	0	31
05	Cameron Sheffield	g	0-0	0-0	0-0	0	0	0	0	0	0	0	0	2
11	Riley Abercrombie	g	3-8	3-8	0-0	2	4	1	9	0	0	0	0	21
	Team					1	4	5			1			
	Totals		19-56	13-35	10-16	10	20	30	15	61	11	15	0	200
	FG % 1st Half:	8-24	33.3%	2nd half:	11-32	34.4%	Game:	19-56	33.9%					Doubleball
	3FG % 1st Half:	0-13	0.0%	2nd half:	7-22	31.8%	Game:	13-35	37.1%					Rebounds
	FT % 1st Half:	3-6	50.0%	2nd half:	7-10	70.0%	Game:	10-16	62.5%					3

Officials: Olands Poole, Bert Smith, Antonio Petty

Technical fouls: New Mexico-None, Rice-None.

Attendance:

2020-21 Men's Basketball, Round: 0, New Mexico vs Rice, Played at Tudor Field

Score by periods	1st	2nd	Total
New Mexico	31	41	72
Rice	25	36	61

Last FG - NM 2nd-00:21, RICE 2nd-00:17.
Largest lead - NM by 13 2nd-03:45, RICE by 6 1st-10:16.
NM led for 31:17, RICE led for 05:18. Game was tied for 03:25.

Score tied - 2 times.
Lead changed - 6 times.

Game #2

Game #3