



THE UNIVERSITY OF NEW MEXICO

2020-21 MEN'S BASKETBALL


15 NCAA Tournament Appearances
WAC Champions: 1964, 1968, 1974, 1978, 1993, 1994, 1996
Six Mountain West Tournament Championships:
2005, 2009, 2010, 2012, 2013, 2014

2020-21 SCHEDULE			
DATE	OPPONENT	TV	TIME (MT)
Dec. 13	at Rice	CUSATV	W, 72-61
Dec. 15	vs. OLLU	YouTube	W, 104,65
Dec. 17	vs. LeTourneau	YouTube	W, 90-58
Dec. 21	at Boise State*	FS1	7:30 p.m.
Dec. 23	at Boise State*	CBSSN	8 p.m.
Dec. 31	Nevada*	FS1	7 p.m.
Jan. 2	Nevada*	CBSSN	8 p.m.
Jan. 6	Utah State*	CBSSN	8 p.m.
Jan. 8	Utah State*	FS1	9 p.m.
Jan. 16	at UNLV*	CBSSN	TBA
Jan. 18	at UNLV*	FS1	TBA
Jan. 21	San José State*	TBA	TBA
Jan. 23	San José State*	TBA	TBA
Jan. 28	at Fresno State*	CBSSN	9 p.m.
Jan. 30	at Fresno State*	MWN	5 p.m.
Feb. 3	San Diego State*	FS1	TBA
Feb. 5	San Diego State*	CBSSN	7 p.m.
Feb. 9	at Colorado State*	FS1	TBA
Feb. 11	at Colorado State*	CBSSN	TBA
Feb. 17	Wyoming*	TBA	TBA
Feb. 19	Wyoming*	CBSSN	TBA
Feb. 22	at Air Force*	TBA	TBA
Feb. 24	at Air Force*	TBA	TBA

2021 MW Championship (Hosted by UNLV)			
March 10	First Round	TBA	TBA
March 11	Quarterfinals	TBA	TBA
March 12	Semifinals	TBA	TBA
March 13	Championship	TBA	TBA


Bold denotes home game at The Pit (15,411)
italics denotes tournament
*denotes Mountain West game
Game times listed are Mountain Time and subject to change

MW Series 1: New Mexico at Boise State



New Mexico Lobos

Record 3-0, 0-0 MW
Conference Mountain West
Head Coach Paul Weir (York, '04)
Record at UNM 55-47 (Fourth Season)
Career Record 83-53 (Fifth Season)



Boise State Broncos

Record 4-1, 0-0 MW
Conference Mountain West
Head Coach Leon Rice (Washington State, '86)
Record at BSU 202-129 (11th Season)
Career Record Same

Media Information

Location:..... ExtraMile Arena
..... Boise, Idaho
Capacity:..... 12,380
Radio:..... 96.3 KKOB
..... Lobo Radio Network
Play-By-Play Robert Portnoy
Analyst Hunter Greene
Live Stats:
GAME 1 - MONDAY, DEC. 21
Tipoff:..... 7:30 p.m. MT
TV:..... FS1
Play by Play..... Bob Akamian
Analyst..... Richie Schueler
GAME 2 - WEDNESDAY, DEC. 23
Tipoff:..... 8 p.m. MT
TV:..... CBS Sports Network
Play by Play..... Alex Del Barrio
Analyst..... Avery Johnson

Notes last updated: December 19, 2020

ABOUT THE MATCHUP

- The Lobos enter their series against Boise State 3-0 including a pair of back-to-back 30+ point victories. UNM topped OLLU 104-65 (39 points) and followed two days later with a 90-58 win over LeTourneau (32 points).
- Monday's game against Boise State will mark UNM's second NCAA Division I competition of the season.
- Boise State enters the series 4-1 overall. BSU has played four NCAA Division I opponents and one NAIA institution in its season preparation.
- The Broncos' last game was on Dec. 13, the same day as the Lobos' first game. UNM has played two more since while Boise State has been prepping to take on the Lobos.
- Boise State opened with a 68-58 loss at No. 17 Houston before going on a four-win streak. The streak includes a 74-70 win at BYU and a 70-59 victory over Weber State.
- Both the Lobos and the Broncos had a player eclipse 1,000 career points so far in this short season. UNM's Makuach Maluach became the 35th member of the UNM 1,000 point club and now has 1,014 points and is ranked 31st all-time at UNM in scoring. Boise State's Derrick Alston Jr. is 22nd in BSU history with 1,078 career points.
- Boise State was selected in the Mountain West Preseason Poll to finish second in the league in 2020-21.
- The Lobos lead the all-time series with Boise State 12-6 and have won two of the last three games against the Broncos, both in Albuquerque.
- The last time the two teams met, Boise State earned a 74-61 victory at ExtraMile Arena.
- On the road, the teams are even 4-4. Boise State has won the last two contests in Boise going back to Jan. 2018.
- The Lobos are led by three players averaging scoring in double figures: Maluach (18.3), Brown (13.3) and Matos (10.7). Maluach also leads in rebounds with 10.0 per game.
- Boise State is led by four players in double digits: Alston (15.2), Dennis (14.0), Kigab (13.4) and Shaver Jr. (12.3). No player on the Bronco squad is averaging 10+ boards per game, the highest is Armus with 7.2.

POSSIBLE STARTERS (BASED ON LAST GAME)

Pos.	No.	Name	PPG	RPG	APG
PG	11	Jeremiah Francis III	4.3	2.2	2.7
G	2	Saquan Singleton	8.0	7.7	3.3
F	5	Rod Brown	13.3	6.3	1.0
F	22	Valdir Manuel	9.3	6.3	1.0
G/F	10	Makuach Maluach	18.3	10.0	1.3




Francis III



Singleton



Brown



Manuel



Maluach

Chelsea Pitvorec | Associate Director of Athletic Communications
Email: cpitvorec@unm.edu | Cell: 352-422-2875

BY THE NUMBERS (MW)

Updated as of 12/18/2020

Statistic	All Games - MW	MW Games
Scoring:	88.7 ppg - 2nd	N/A
Scoring Defense:	61.3 ppg - 4th	N/A
Scoring Margin:	+27.3 - 2nd	N/A
Field Goal %:	.495 - 3rd	N/A
Def. Field Goal %:	.325 - 2nd	N/A
3-Point FG %:	.308 - 10th	N/A
Def. 3-Point FG %:	.318 - 6th	N/A
Free Throw %:	.600 - 11th	N/A
Rebounding Off.:	58.7 rpg - 1st	N/A
Rebounding Def.:	27.7 rpg - 1st	N/A
Reb. Margin:	+31 rpg - 1st	N/A
Assists:	16.3 apg - 2nd	N/A
Turnover Margin:	-1.0 - 8th	N/A
Asst/TO Ratio:	1.1 A/TO - 5th	N/A
Steals:	7.0 spg - 5th	N/A
Blocks:	5.3 bpg - 2nd	N/A

KENPOM.COM

Category	Offense	Defense	D-I Avg
Adj. Efficiency	99.0 182	102.9 230	99.9
Adj. Tempo	72.0 100		70.7
Avg. Poss. Length	16.9 166	18.0 289	16.8
Four Factors			
Effective FG%:	47.0 226	45.5 59	49.5
Turnover %:	21.9 244	21.9 81	19.7
Off. Reb. %:	48.7 1	25.0 82	28.1
FTA/FGA:	19.7 312	28.6 96	32.7
Miscellaneous Components			
3P%:	23.5 306	37.1 245	33.1
2P%:	51.0 131	28.6 1	49.4
FT%:	76.9 39	62.5 32	69.8
Block%:	0.0 1	14.3 23	8.8
Steal%:	7.3 64	8.8 170	9.1
Non-Stl TO%:	14.6 305	13.2 45	10.6
Style Components			
3PA/FGA:	25.8 314	62.5 324	37.5
A/FGM:	41.4 297	57.9 258	52.3
Point Distribution (% of total points)			
3-Pointers:	16.7 319	63.9 1	30.6
2-Pointers:	69.4 2	19.7 324	50.7
Free Throws:	13.9 294	16.4 234	18.7
Strength of Schedule			
Components:	96.6 275	101.8 238	99.9
Overall:	-5.18 256		0.00
Non-conference:	-5.18 249		0.00
Personnel			
Bench Minutes:	34.7% 74		30.6%
Experience:	1.59 yrs 222		1.74
Minutes Continuity:	25.2% 284		45.8%
Average Height:	77.6" 72		77.0"
2-Foul Participation:	0.0% 322		23.2%

LAST TIME OUT

The Lobos posted their second straight 30+ point victory over LeTourneau on Thursday, capping a three-game stint over five days.

The Lobos set a new UNM program record for rebounds in a game (79) that included 32 offensive boards.

REBOUND RECORD

Thursday's 79-rebound total set a new UNM program record, surpassing a 58-year-old record of 78, set on Dec. 15, 1962 against Cal State-Los Angeles.

MALUACH IN THE CLUB

Senior Makuach Maluach is officially in the UNM 1,000-point club after hitting his 1,000th and 1,001st career points on a layup and the first basket of the game for UNM against LeTourneau Thursday.

With his 15 points against LeTourneau, Maluach now totals 1,014 career points and ranks 31st in program scoring history. He surpassed four 1,000-point-scoring, former Lobos on Thursday including Hugh Greenwood (1,006), Ron Becker (1,010), Alex Kirk (1,010) and Rob Loeffel (1,011).

1,000-POINT, 500-REBOUND WATCH

While senior Makuach Maluach is now a member of the exclusive UNM 1,000-point club, he is also on the verge of entering into an even more exclusive club, that of the 1,000-point scorers and 500-rebounders.

Only 18 players in UNM program history have achieved the feat. Maluach currently posts 375 career rebounds and is just 125 away from 500.

REBOUND EMPHASIS

In their past three games, the Lobos post a +31 rebound margin, pulling down the boards left and right. UNM is averaging 58.7 rebounds per contest and ranks first in the Mountain West in the category.

59 STRAIGHT STARTS

Senior Makuach Maluach has started 59 straight games heading into the Boise State series. He has also surpassed 100 career games and has now played in 102 games.

STATS STACK UP



STATISTIC	UNM	BSU
Scoring Offense	88.7	74.8
Scoring Defense	61.3	60.2
Scoring Margin	+27.3	+14.6
Field Goal Pct.	.495	.428
Field Goal Pct. Def.	.325	.393
3-Point FG Pct.	.308	.315
3-Point FG Pct. Def.	.318	.265
Free Throw Pct.	.600	.681
Rebounds per Game	58.7	38.8
Rebound Margin	+31.0	+4.6
Steals per game	7.0	8.2
Blocks per game	5.3	2.2
Assists per game	16.3	13.4
Turnovers per game	14.7	12.0
Turnover Margin	-1.0	+6.2
Assist/Turnover Ratio	1.1	1.1

2ND IN ASSISTS

The Lobos are currently ranked second in the league in assists per game with 16.3.

In UNM's last outing, senior Makuach Maluach paced the Lobos with three assists, marking the 10th time Maluach has led UNM in assists in his career, but just the first time the Lobos have won a game when Maluach led the team in assists.

16 IN THE GAME

For two straight games the Lobos have had 16 players see the floor, including several who have never played an NCAA Division I game.

AND A PARTRIDGE IN A PAIR TREE

On Thursday against LeTourneau, UNM had:

- 3 players score in double figures
- 2 players rack up double-doubles
- 1 broken program record.

DOUBLE-DOUBLE PARTY

Thursday's double-doubles came from senior Makuach Maluach (15 points, 12 rebounds) and redshirt-freshman Bayron Matos (16 points, 10 rebounds).

So far this season, the Lobos have had at least one double-double in each game and have had three players register one. In UNM's first game, Maluach posted 23 points and 12 rebounds followed by junior Saquan Singleton in game two with 13 points and 10 boards.

SENIOR STEP-UP

Maluach has been expected to lead the team this year as a senior, and his display in the first three games of the season may be an indication of what is to come for the Lobo. On Sunday he netted 23 points, followed up with 17 on Tuesday and 15 more on Thursday.

He has also registered a pair of double-doubles so far this season, just his third and fourth of his career.

Maluach has led the Lobos in scoring in two of three games this season - by far. The usually consistent and quiet force only led the Lobos in scoring 10 times in his first three seasons (99 games).

QUICK TURNAROUND

The first three Lobo games of the season have been scheduled just one day apart in preparation for conference play. Due to the COVID-19 pandemic, the Mountain

West has released a new conference schedule that consists of two-game series' played one day apart throughout the rest of the season to cut down on travel.

MALUACH'S 100TH GAME

Senior Makuach Maluach registered his 100th career game on Sunday, Dec. 13 at Rice. Maluach is the only four-year Lobo on the squad and has been a member of the UNM team since HC Paul Weir's first season.

PERSONNEL UPDATE

Lobo seven-footer Assane Ndiaye has yet to play this season. He has been sitting out due to COVID-19-related reasons. His estimated date of return is not yet known.

ABOUT THE 2020-21 LOBOS

The 2020-21 Lobos return six letterwinners including just one starter in senior Makuach Maluach. Maluach, the only four-year Lobo on the squad, has been a prominent feature for UNM since Head Coach Paul Weir's arrival four seasons ago and finished the 2019-20 season with his 56th consecutive start. The remaining five letterwinners combine for just five starts and an average of 11.0 points throughout last season.

In addition to the six returners, the Lobos welcome 12 newcomers, half of which are transfers. Transfers include sophomore point guard Jeremiah Francis III who comes to UNM out of North Carolina where he played in 16 games

USA TODAY COACHES POLL

As of 12/13/2020						
No.	School	Record	Pts.	1st	Prev.	Chg.
1	Alabama	10-0	1548	60	1	—
2	Notre Dame	10-0	1481	2	2	—
3	Clemson	9-1	1403	0	3	—
4	Ohio State	5-0	1381	0	4	—
5	Texas A&M	7-1	1292	0	5	—
6	Cincinnati	8-0	1213	0	7	1
7	Indiana	6-1	1088	0	9	2
8	Iowa State	8-2	1065	0	11	3
9	Georgia	7-2	1038	0	10	1
10	Oklahoma	7-2	933	0	12	2
11	Florida	8-2	912	0	6	-5
12	Coastal Carolina	11-0	884	0	13	1
13	Southern Calif.	5-0	798	0	15	2
14	Northwestern	6-1	779	0	14	—
15	North Carolina	8-3	626	0	20	5
16	Brigham Young	10-1	616	0	16	—
17	Iowa	6-2	526	0	18	1
18	UL Lafayette	9-1	510	0	17	-1
19	Miami	8-2	488	0	8	-11
20	Tulsa	6-1	365	0	19	-1
21	Liberty	9-1	194	0	21	—
22	Oklahoma State	7-3	189	0	NR	4
23	NC State	8-3	185	0	24	1
24	Texas	6-3	176	0	23	-1
25	San José State	6-0	127	0	NR	4

Others receiving votes: Buffalo 102; Auburn 45; Army 35; Boise State 30; Marshall 29; Washington 22; Missouri 17; Colorado 17; Nevada 10; Wisconsin 8; Southern Methodist 7; Oregon 6; Utah 4; Texas Christian 1.

ASSOCIATED PRESS POLL

As of 12/13/2020				
No.	School	Pts.	Rec.	Prev.
1	Gonzaga (54)	3-0	1,541	1
2	Baylor (7)	4-0	1,491	2
3	Iowa (1)	6-0	1,427	3
4	Michigan State	6-0	1,307	4
5	Kansas	6-1	1,289	5
6	Houston	4-0	1,169	7
7	Villanova	5-1	1,163	9
8	West Virginia	6-1	1,113	11
9	Creighton	4-1	1,037	8
10	Tennessee	2-0	941	12
11	Texas	5-1	873	T-13
12	Wisconsin	4-1	846	T-13
13	Illinois	4-2	742	6
14	Texas Tech	6-1	669	17
15	Florida State	3-0	619	20
16	Missouri	5-0	491	NR
17	Virginia	3-1	456	18
18	San Diego State	5-0	455	24
19	Rutgers	4-0	396	21
20	Ohio State	5-0	392	22
21	Duke	2-2	345	10
22	North Carolina	4-2	328	16
23	Louisville	4-0	164	25
24	Clemson	5-0	156	NR
25	Michigan	6-0	142	NR

Others receiving votes: Richmond 140, Saint Louis 121, Virginia Tech 115, Xavier 55, Oklahoma State 48, Oregon 31, Indiana 22, Florida 18, Arizona State 13, UCLA 9, Connecticut 7, Arizona 5, Syracuse 4, Georgia 4, Arkansas 4, SMU 1, Minnesota 1

MW PRESEASON POLL

Place	School (1st Place Votes)	Points
1.	San Diego State (14)	211
2.	Boise State (4)	188
3.	Utah State (2)	177
4.	UNLV	160
5.	Colorado State	141
6.	Nevada	114
7.	New Mexico	106
8.	Fresno State	93
9.	Wyoming	59
10.	Air Force	39
11.	San José State	32

MOUNTAIN WEST STANDINGS						
Through Dec. 18, 2020						
Place	School	MW	MW Pct.	Overall	Overall Pct.	Streak
	Nevada	1-0	1.000	6-2	0.750	W2
	New Mexico	0-0	0.000	3-0	1.000	W3
	Colorado State	0-0	0.000	2-0	1.000	W2
	Fresno State	0-0	0.000	1-0	1.000	W1
	Wyoming	0-0	0.000	6-1	0.857	W5
	San Diego State	0-0	0.000	5-1	0.833	L1
	Boise State	0-0	0.000	4-1	0.800	W4
	Utah State	0-0	0.000	3-3	0.500	W2
	San José State	0-0	0.000	1-2	0.333	L2
	UNLV	0-0	0.000	1-4	0.200	W1
	Air Force	0-1	0.000	2-3	0.400	L2

LOBOS RECORD WHEN ...	OVERALL	MMU
Overall	3-0	0-0
At home	0-0	0-0
On the road	1-0	0-0
At neutral sites	2-0	0-0
After a win	2-0	0-0
After a loss	0-0	0-0
In overtime	0-0	0-0
vs. ranked opponents	0-0	0-0
In Cherry jerseys	1-0	0-0
In Silver jerseys	0-0	0-0
In White jerseys	2-0	0-0
In Turquoise jerseys	0-0	0-0
In GOLD jerseys	0-0	0-0
In White/Pink	0-0	0-0
Games decided by 1-4 points	0-0	0-0
Games decided by 5-9 points	0-0	0-0
Games decided by 10-19 points	1-0	0-0
Games decided by 20+ points	2-0	0-0
Leading at half	3-0	0-0
Trailing at half	0-0	0-0
Tied at half	0-0	0-0
Shooting 50% or better	1-0	0-0
Shooting between 40-49.9%	2-0	0-0
Shooting less than 40%	0-0	0-0
Opponent shoots 50% or better	0-0	0-0
Opponent shoots b/w 40-49.9%	0-0	0-0
Opponent shoots b/w 30-39.9%	2-0	0-0
Opponent shoots less than 30%	1-0	0-0
UNM higher FG%	3-0	0-0
Opponent higher FG%	0-0	0-0
FG% Tied	0-0	0-0
UNM outrebounds	3-0	0-0
Opponent outrebounds	0-0	0-0
Rebounds tied	0-0	0-0
UNM more made free throws	2-0	0-0
Opponent more made free throws	0-0	0-0
Made free throws tied	1-0	0-0
UNM 3FG% higher	1-0	0-0
Opponent 3FG% higher	2-0	0-0
3FG% tied	0-0	0-0
UNM has more fouls	1-0	0-0
Opponent has more fouls	2-0	0-0
Fouls are tied	0-0	0-0
UNM more turnovers	1-0	0-0
Opponent more turnovers	1-0	0-0
Turnovers tied	1-0	0-0
Scoring less than 50 points	0-0	0-0
Scoring 50-59 points	0-0	0-0
Scoring 60-69 points	0-0	0-0
Scoring 70-79 points	1-0	0-0
Scoring 80-89 points	0-0	0-0
Scoring 90-99 points	1-0	0-0
Scoring 100+ points	1-0	0-0
Allowing 40 points or less	0-0	0-0
Allowing 41-49 points	0-0	0-0
Allowing 50-59 points	1-0	0-0
Allowing 60-69 points	2-0	0-0
Allowing 70-79 points	0-0	0-0
Allowing 80-89 points	0-0	0-0
Allowing 90+ points	0-0	0-0
On Monday	0-0	0-0
On Tuesday	1-0	0-0
On Wednesday	0-0	0-0
On Thursday	1-0	0-0
On Friday	0-0	0-0
On Saturday	0-0	0-0
On Sunday	1-0	0-0
In November	0-0	0-0
In December	3-0	0-0
In January	0-0	0-0
In February	0-0	0-0
In March	0-0	0-0
In 8 p.m. or later tipoffs (local)	0-0	0-0

and scored in double figures three times. Francis will be eligible to play this season after an NCAA waiver was approved.

Another newcomer expected to make an immediate impact is redshirt-freshman Bayron Matos, who arrived last spring and sat at the end of the bench throughout the remainder of the 2019-20 season in preparation for his first full season in 2020-21.

BY THE NUMBERS

Here is what is returning and missing for the 2020-21 Lobos.

Stat	Returning	Lost	% Returning
Points	579	1,952	23%
Rebounds	249	910	21%
Assists	78	416	16%
Blocks	24	71	25%
Steals	48	219	18%
3-Pointers	64	166	28%
Free Throws	77	440	15%

RACKING UP THOSE EXPERIENCED HEAD COACHES

Based on a poll of NCAA Division I SID's, the 2020-21 Lobos are tied for the most former head coaches (at any level) on staff for an NCAA DI team in with four, two of which were with the Lobos last season: Assistant Coach Dan McHale (Eastern Kentucky) and Assistant Coach Ralph Davis (New Mexico Military Institute). Two other former head coaches have been added to the staff this season in Assistant Coach Scott Padgett (Samford) and Special Assistant to the

Head Coach Dave Pilipovich (Air Force).

TRANSFERS ON THE COURT

The Lobos have a pair of NCAA Division I transfers that have been cleared by the NCAA to play this season, despite competing for their former teams in 2019-20. Jeremiah Francis III (UNC) and Logan Padgett (Samford) are both eligible to play this season.

AND AWAY WE GO!

UNM is one of just two teams in NCAA Division I that have relocated indefinitely due to Covid-19 restrictions. Both New Mexico and New Mexico State, due to local health guidelines in the State of New Mexico, have relocated to allow for the teams to conduct full practice. The Lobos found Levelland, Texas as their home-away-from-home prior to the start of the season where they resided and practiced leading up to the 2020-21 opener.

UNM was only able to hold a handful of practices in Albuquerque as local guidelines continued to change prior to moving to Texas on Nov. 13, which means the Lobos got a much later start than usual in 5-on-5 practice.

A DIVERSE ROSTER

This year, the Lobos are tied for second in the nation for most foreign countries and states represented with 15 (9 states and 6 countries, excluding the US). UT Martin leads the country with 17 while the Lobos tie Penn with 15. The six countries represented by the

STARTERS AND RECORDS - (in order of appearance)

1	2	3	4	5	Rec.
Francis III	Singleton	Maluach	Kuac	Brown	1-0
Francis III	Singleton	Maluach	Kuac	Matos	1-0
Francis III	Singleton	Brown	Manuel	Maluach	1-0

2020-21 Lobo squad include Angola, Australia, Canada, Central African Republic, Dominican Republic and Senegal. UNM's nine states represented include Alabama, Alaska, Arizona, Colorado, New Mexico, New York, North Carolina, Ohio and Tennessee.

SERIES HISTORY VS BOISE STATE			
New Mexico leads 12-6			
Home 7-2 (Pit 7-2), Road 4-4, Neutral 1-0			
2-4-12	New Mexico	65-49	at Boise
3-3-12	New Mexico	76-61	Albuquerque
1-16-13	New Mexico	79-74 (OT)	at Boise
2-16-13	New Mexico	60-50	Albuquerque
1-21-14	New Mexico	84-75	Albuquerque
2-12-14	Boise State	70-71	at Boise
3-14-14	New Mexico	70-67	at Las Vegas\$
1-18-15	Boise State	69-59	Albuquerque
2-24-15	Boise State	76-65	at Boise
1-30-16	New Mexico	88-83	at Boise
2-17-16	New Mexico	80-78	Albuquerque
1-17-17	New Mexico	81-70	at Boise
2-14-17	New Mexico	78-73	Albuquerque
1-3-18	Boise State	90-62	at Boise
2-6-18	Boise State	73-71	Albuquerque
3-6-19	New Mexico	73-72	Albuquerque
12-4-19	New Mexico	80-78	Albuquerque
2-23-20	Boise State	74-61	at Boise

THE 2020-21 NEW MEXICO LOBOS

PRONUNCIATION GUIDE

0	Isaiah MARIN.....	MARE-in
1	BAYRON MATOS.....	BYE-run MAT-ohs
2	SAQUAN Singleton.....	SAY-qwan
4	Emmanuel KUAC.....	KWATCH
10	MAKUACH MALUACH ...	muh-KWATCH mal-a-WATCH
13	JAVONTÉ Johnson.....	Juh-VAHN-tay
14	Logan PADGETT.....	PAD-jet
22	VALDIR Manuel.....	val-DEER
23	ELOY MEDINA.....	EE-loy muh-DEE-nuh
30	Kurt WEGSCHEIDER.....	WEG-shy-der
35	ASSANE NDIAYE.....	uh-SAHN en-jie

BY ELIGIBILITY

Seniors (2)

3	Keith McGee.....	G
10	Makuach Maluach.....	G/F

Juniors (6)

2	Saquan Singleton.....	G
5	Rod Brown.....	F
20	Clay Patterson.....	G
22	Valdir Manuel.....	F
33	Jordan Arroyo.....	F
35	Assane Ndiaye.....	F

Sophomores (4)

4	Emmanuel Kuac.....	G
11	Jeremiah Francis III.....	PG
14	Logan Padgett.....	F
30	Kurt Wegscheider.....	G

Freshmen (6)

0	Isaiah Marin.....	G
1	Bayron Matos.....	F
12	Daniel Headdings.....	G
13	Javonté Johnson.....	G
21	Nolan Dorsey.....	PG
23	Eloy Medina.....	G

HOME STATE/COUNTRY

Alabama (1)

14	Logan Padgett.....	F
----	--------------------	---

Alaska (1)

12	Daniel Headdings.....	G
----	-----------------------	---

Arizona (1)

0	Isaiah Marin.....	G
---	-------------------	---

Colorado (1)

13	Javonté Johnson.....	G
----	----------------------	---

New Mexico (3)

20	Clay Patterson.....	G
23	Eloy Medina.....	G
33	Jordan Arroyo.....	F

New York (2)

2	Saquan Singleton.....	G
3	Keith McGee.....	G

North Carolina (1)

21	Nolan Dorsey.....	PG
----	-------------------	----

Ohio (1)

11	Jeremiah Francis III.....	PG
----	---------------------------	----

Tennessee (1)

5	Rod Brown.....	F
---	----------------	---

Angola (1)

22	Valdir Manuel.....	F
----	--------------------	---

Australia (1)

10	Makuach Maluach.....	G/F
----	----------------------	-----

Canada (1)

4	Emmanuel Kuac.....	G
---	--------------------	---

Central African Republic (1)

30	Kurt Wegscheider.....	G
----	-----------------------	---

Dominican Republic (1)

1	Bayron Matos.....	F
---	-------------------	---

Senegal (1)

35	Assane Ndiaye.....	F
----	--------------------	---

NUMERICAL ROSTER

#	NAME	HT	POS	YR	EXP @ UNM	HOMETOWN (LAST SCHOOL/TEAM)
0	Isaiah Marin	6-5	G	Fr.	HS	Phoenix, Ariz (College Prep Academy)
1	Bayron Matos	6-9	F	R-Fr.	HS	Santo Domingo D.R. (Hamilton Heights C. Acad.)
2	Saquan Singleton	6-6	G	Jr.	TR	Bronx, N.Y. (Hutchinson CC)
3	Keith McGee	6-3	PG	R-Sr.	2L	Rochester, N.Y. (South Plains College)
4	Emmanuel Kuac	6-7	G	So.	1L	Calgary, Alberta, Canada (Kearns HS (Utah))
5	Rod Brown	6-8	F	R-Jr.	TR	Memphis, Tenn. (Pearl River CC/Wichita State)
10	Makuach Maluach	6-7	G/F	Sr.	3L	Sydney, Australia (Newington College)
11	Jeremiah Francis III	6-1	PG	So.	TR	Columbus, Ohio (North Carolina)
12	Daniel Headdings	6-2	G	R-Fr.	HS	Wasilla, Alaska (Wasilla HS)
13	Javonté Johnson	6-6	G	Fr.	HS	Colorado Springs, Colo. (Cheyenne Mtn. HS)
14	Logan Padgett	6-7	F	So.	TR	Homewood, Ala. (Samford)
20	Clay Patterson	6-1	G	R-Jr.	2L	Rio Rancho, N.M. (Fort Lewis)
21	Nolan Dorsey	6-5	PG	Fr.	HS	Knightdale, N.C. (Milbrook HS)
22	Valdir Manuel	6-10	F	Jr.	TR	Luanda, Angola (Harcum College)
23	Eloy Medina	6-3	G	Fr.	HS	Albuquerque, N.M. (West Mesa HS)
30	Kurt Wegscheider	6-4	G	So.	1L	Bangui, Central African Republic (NBA Academy Africa)
33	Jordan Arroyo	6-7	F	Jr.	2L	Albuquerque, N.M. (Atrisco Heritage Acad.)
35	Assane Ndiaye	7-1	F	Jr.	TR	Dakar, Senegal (Kilgore College)

ALPHABETICAL ROSTER

#	NAME	HT	POS	YR	EXP. @ UNM	HOMETOWN (LAST SCHOOL/TEAM)
33	Jordan Arroyo	6-7	F	Jr.	2L	Albuquerque, N.M. (Atrisco Heritage Acad.)
5	Rod Brown	6-8	F	R-Jr.	TR	Memphis, Tenn. (Pearl River CC/Wichita State)
21	Nolan Dorsey	6-5	PG	Fr.	HS	Knightdale, N.C. (Milbrook HS)
11	Jeremiah Francis III	6-1	PG	So.	TR	Columbus, Ohio (North Carolina)
12	Daniel Headdings	6-2	G	R-Fr.	HS	Wasilla, Alaska (Wasilla HS)
13	Javonté Johnson	6-6	G	Fr.	HS	Colorado Springs, Colo. (Cheyenne Mtn. HS)
4	Emmanuel Kuac	6-7	G	So.	1L	Calgary, Alberta, Canada (Kearns HS (Utah))
10	Makuach Maluach	6-7	G/F	Sr.	3L	Sydney, Australia (Newington College)
22	Valdir Manuel	6-10	F	Jr.	TR	Luanda, Angola (Harcum College)
0	Isaiah Marin	6-5	G	Fr.	HS	Phoenix, Ariz (College Prep Academy)
1	Bayron Matos	6-9	F	R-Fr.	HS	Santo Domingo D.R. (Hamilton Heights C. Acad.)
3	Keith McGee	6-3	PG	R-Sr.	2L	Rochester, N.Y. (South Plains College)
23	Eloy Medina	6-3	G	Fr.	HS	Albuquerque, N.M. (West Mesa HS)
35	Assane Ndiaye	7-1	F	Jr.	TR	Dakar, Senegal (Kilgore College)
14	Logan Padgett	6-7	F	So.	TR	Homewood, Ala. (Samford)
20	Clay Patterson	6-1	G	R-Jr.	2L	Rio Rancho, N.M. (Fort Lewis)
2	Saquan Singleton	6-6	G	Jr.	TR	Bronx, N.Y. (Hutchinson CC)
30	Kurt Wegscheider	6-4	G	So.	1L	Bangui, Central African Republic (NBA Academy Africa)

STARTERS RETURNING (1)

No.	Name	Pos.	GP-GS	Pts.	Reb.	Ast.	FG%	FT%
10	Makuach Maluach	G/F	33-33	9.6	4.0	1.2	48.0%	72.6%

OTHER LETTERWINNERS RETURNING (5)

No.	Name	Pos.	GP-GS	Pts.	Reb.	Ast.	FG%	FT%
3	Keith McGee	G	31-2	5.9	1.6	0.8	47.3	60.0
4	Emmanuel Kuac	G	19-0	1.5	1.3	0.5	52.2	16.7
20	Clay Patterson	G	9-0	0.7	0.3	0.3	00.0	100.0
30	Kurt Wegscheider	G	17-2	1.9	1.3	0.4	56.0	57.1
33	Jordan Arroyo	F	14-1	1.0	1.2	0.1	41.7	66.7

STARTERS LOST (4)

No.	Name	Pos.	GP-GS	Pts.	Reb.	Ast.	FG%	FT%
0	Zane Martin	G	33-18	10.1	2.9	3.1	41.5	70.5
1	Corey Manigault	F	33-20	12.5	4.5	0.7	54.5	69.8
2	Vance Jackson	G/F	28-28	11.1	5.3	1.3	41.4	71.4
5	JaQuan Lyle	G	29-28	14.9	4.2	4.6	43.0	74.6

OTHER LETTERWINNERS LOST (4) NEWCOMERS (12)

No.	Name	Pos.	No.	Name	Pos.	Exp.
4	Tavian Percy	G	0	Isaiah Marin	G	HS
11	JJ Caldwell	G	1	Bayron Matos	F	HS
14	Vante Hendrix	G	2	Saquan Singleton	G	TR
15	Carlton Bragg	F	5	Rod Brown	F	TR
			11	Jeremiah Francis III	PG	TR
			12	Daniel Headdings	G	HS
			13	Javonté Johnson	G	HS
			14	Logan Padgett	F	TR
			21	Nolan Dorsey	PG	HS
			22	Valdir Manuel	F	TR
			23	Eloy Medina	G	HS
			35	Assane Ndiaye	F	TR



Paul Weir

21st Head Coach in UNM Program History
Career Record: 83-53

NOTEWORTHY :

- Named the 21st head coach in program history on April 11, 2017
- First basketball coach to serve as head coach for both New Mexico DI Institutions
- Led 2017-18 Lobos to third in the MW after the team was picked ninth
- Led NMSU to WAC Tournament Championship and NCAA Appearance
- Married to Alma Weir and has two sons, Theodore and Noah

COACHING EXPERIENCE

Head Coach:

New Mexico (2017-present) (55-47)

New Mexico State (2016-17) (28-6)

Associate Head Coach:

New Mexico State (2007-16)

Director of Basketball Operations:

University of Iowa (2005-07)

Assistant Coach:

Northwestern State (La.) (2004-05)

MORE NOTES ON COACH WEIR

- Weir’s 28-6 record as a first-year head coach in 2016-17 at NMSU tied for the 10th-most wins by a Division I head coach in NCAA history
- His 28 wins in 2016-17 were the most in Division I for first-year head coaches
- Among those 28 wins was an NMSU school record 20-game win streak that was at the time the longest in the nation
- Has three master’s degrees in health and human performance, sports psychology and business administration. Recently completed his doctorate
- Played at York University and became starting point-guard for the Lions as a freshman
- Weir arrived at NM State in 2007 after two seasons as the director of basketball operations at Iowa, where he served under former Lobo head coach Steve Alford

ALMA MATER

York (2004)

WHAT THEY ARE SAYING ABOUT PAUL WEIR

“New Mexico got a guy in Paul Weir that has paid his dues, and immediately showed he can get things done as the head coach. This hire makes sense because Weir knows the landscape and the expectations at UNM. He’s a guy who can coach, recruit and connect with players. That’s rare these days.” - Jeff Goodman, ESPN

“Paul Weir handled the transition from assistant coach to head coach about as smoothly as it can be handled -- winning 28 games in his first year after being promoted at New Mexico State. It was similar to what Brad Stevens did immediately after being promoted at Butler. So the Lobos have hired an accomplished coach with a great reputation.” - Gary Parrish, CBS Sports

2020-21 SEASON STATISTICS

Overall record: 3-0 Conf: 0-0 Home: 0-0 Away: 1-0 Neutral: 2-0

#	Player	gp-gs	min	avg	Total		3-Point		F-Throw		Rebounds				pf	dq	a	to	blk	stl	pts	avg
					fg-fga	fg%	3fg-fga	3fg%	ft-fa	ft%	off	def	tot	avg								
10	MALUACH, Makuach	3-3	74	24.7	20-32	.625	4-5	.800	11-18	.611	11	19	30	10.0	3	0	4	3	3	3	55	18.3
05	BROWN, Rod	3-2	61	20.3	17-22	.773	0-0	.000	6-8	.750	8	11	19	6.3	4	0	3	4	2	0	40	13.3
01	MATOS, Bayron	3-1	62	20.7	14-25	.560	0-0	.000	4-8	.500	11	7	18	6.0	3	0	4	8	5	1	32	10.7
22	MANUEL, Valdir	3-1	45	15.0	13-29	.448	1-4	.250	1-2	.500	8	11	19	6.3	3	0	3	5	2	1	28	9.3
02	SINGLETON, Saquan	3-3	65	21.7	9-17	.529	0-1	.000	6-11	.545	8	15	23	7.7	5	0	10	4	1	0	24	8.0
04	KUAC, Emmanuel	3-2	54	18.0	9-18	.500	4-9	.444	1-2	.500	4	12	16	5.3	5	0	3	4	2	2	23	7.7
11	FRANCIS III, Jeremiah	3-3	62	20.7	5-24	.208	1-11	.091	2-3	.667	0	7	7	2.3	3	0	8	3	0	5	13	4.3
13	JOHNSON, Javonté	3-0	31	10.3	5-10	.500	1-4	.250	2-4	.500	2	2	4	1.3	1	0	3	0	0	3	13	4.3
00	MARIN, Isaiah	2-0	16	8.0	3-3	1.000	2-2	1.000	0-0	.000	0	3	3	1.5	2	0	2	2	0	0	8	4.0
14	PADGETT, Logan	2-0	13	6.5	3-5	.600	1-1	1.000	0-0	.000	2	1	3	1.5	0	0	1	0	0	1	7	3.5
03	MCGEE, Keith	3-0	43	14.3	4-14	.286	1-8	.125	0-0	.000	3	6	9	3.0	3	0	3	6	1	0	9	3.0
30	WEGSCHEIDER, Kurt	3-0	35	11.7	3-8	.375	0-1	.000	2-3	.667	3	5	8	2.7	2	0	1	3	0	5	8	2.7
12	HEADINGS, Daniel	2-0	5	2.5	1-1	1.000	0-0	.000	1-1	1.000	0	1	1	0.5	1	0	1	0	0	0	3	1.5
20	PATTERSON, Clay	3-0	16	5.3	1-4	.250	1-3	.333	0-0	.000	0	2	2	0.7	3	0	2	1	0	0	3	1.0
21	DORSEY, Nolan	2-0	13	6.5	0-2	.000	0-1	.000	0-0	.000	0	1	1	0.5	0	0	1	1	0	0	0	0.0
23	MEDINA, Eloy	2-0	5	2.5	0-2	.000	0-2	.000	0-0	.000	0	1	1	0.5	0	0	0	0	0	0	0	0.0
Team											5	7	12									
Total.....		3	600		107-216	.495	16-52	.308	36-60	.600	65	111	176	58.7	38	0	49	44	16	21	266	88.7
Opponents.....		3	600		64-197	.325	34-107	.318	22-32	.688	27	56	83	27.7	53	-	34	41	9	21	184	61.3

TEAM STATISTICS	NM	OPP	Date	Opponent	Score	Att.
SCORING	266	184	12/13/20	at Rice	w 72-61	0
Points per game	88.7	61.3	12/15/20	vs Our Lady of the Lake	w 104-65	0
Scoring margin	+27.3	-	12/17/20	vs LeTourneau	w 90-58	0
FIELD GOALS-ATT	107-216	64-197	* 12/21/20	at Boise State	7:30 p.m.	
Field goal pct	.495	.325	* 12/23/20	at Boise State	8 p.m.	
3 POINT FG-ATT	16-52	34-107	* 12/31/20	NEVADA	TBA	
3-point FG pct	.308	.318	* 1/2/20	NEVADA	TBA	
3-pt FG made per game	5.3	11.3	* 1/7/20	UTAH STATE	TBA	
FREE THROWS-ATT	36-60	22-32	* 1/9/20	UTAH STATE	TBA	
Free throw pct	.600	.688	* 1/14/20	at UNLV	TBA	
F-Throws made per game	12.0	7.3	* 1/16/20	at UNLV	TBA	
REBOUNDS	176	83	* 1/21/20	SAN JOSE STATE	TBA	
Rebounds per game	58.7	27.7	* 1/23/20	SAN JOSE STATE	TBA	
Rebounding margin	+31.0	-	* 1/28/20	at Fresno State	TBA	
ASSISTS	49	34	* 1/30/20	at Fresno State	TBA	
Assists per game	16.3	11.3	* 2/3/20	SAN DIEGO STATE	TBA	
TURNOVERS	44	41	* 2/5/20	SAN DIEGO STATE	TBA	
Turnovers per game	14.7	13.7	* 2/11/20	at Colorado State	TBA	
Turnover margin	-1.0	-	* 2/13/20	at Colorado State	TBA	
Assist/turnover ratio	1.1	0.8	* 2/17/20	WYOMING	TBA	
STEALS	21	21	* 2/19/20	WYOMING	TBA	
Steals per game	7.0	7.0	* 2/22/20	at Air Force	TBA	
BLOCKS	16	9	* 2/24/20	at Air Force	TBA	
Blocks per game	5.3	3.0				
ATTENDANCE	0	0				
Home games-Avg/Game	0-0	1-0				
Neutral site-Avg/Game	-	2-0				

* - Conference game

Score by Periods	1st	2nd	Totals
New Mexico	123	143	266
Opponents	81	103	184

2020-21 Extended Season Statistics - All Games

RECORD:	OVERALL	HOME	AWAY	NEUTRAL
ALL GAMES	3-0	0-0	1-0	2-0
CONFERENCE	0-0	0-0	0-0	0-0
NON-CONFERENCE	3-0	0-0	1-0	2-0

#	Player	gp-gs	min	avg	Total		3-Point		F-Throw		Rebounds		pf	dq	a	a/g	to	to/g	a/to	blk	blk/g	stl	stl/g	pts	avg		
					fg-fga	fg%	3fg-fga	3fg%	ft-fa	ft%	off	def														tot	avg
10	MALUACH, Makuach	3-3	74	24.7	20-32	.625	4-5	.800	11-18	.611	11	19	30	10.0	3	0	4	1.33	3	1.00	1.33	3	1.00	55	18.3		
05	BROWN, Rod	3-2	61	20.3	17-22	.773	0-0	.000	6-8	.750	8	11	19	6.3	4	0	3	1.00	4	1.33	0.75	2	0.67	0	0.00	40	13.3
01	MATOS, Bayron	3-1	62	20.7	14-25	.560	0-0	.000	4-8	.500	11	7	18	6.0	3	0	4	1.33	8	2.67	0.50	5	1.67	1	0.33	32	10.7
22	MANUEL, Valdir	3-1	45	15.0	13-29	.448	1-4	.250	1-2	.500	8	11	19	6.3	3	0	3	1.00	5	1.67	0.60	2	0.67	1	0.33	28	9.3
02	SINGLETON, Saquan	3-3	65	21.7	9-17	.529	0-1	.000	6-11	.545	8	15	23	7.7	5	0	10	3.33	4	1.33	2.50	1	0.33	0	0.00	24	8.0
04	KUAC, Emmanuel	3-2	54	18.0	9-18	.500	4-9	.444	1-2	.500	4	12	16	5.3	5	0	3	1.00	4	1.33	0.75	2	0.67	2	0.67	23	7.7
11	FRANCIS III, Jeremiah	3-3	62	20.7	5-24	.208	1-11	.091	2-3	.667	0	7	7	2.3	3	0	8	2.67	3	1.00	2.67	0	0.00	5	1.67	13	4.3
13	JOHNSON, Javonté	3-0	31	10.3	5-10	.500	1-4	.250	2-4	.500	2	2	4	1.3	1	0	3	1.00	0	0.00	99.00	0	0.00	3	1.00	13	4.3
00	MARIN, Isaiah	2-0	16	8.0	3-3	1.000	2-2	1.000	0-0	.000	0	3	3	1.5	2	0	2	1.00	2	1.00	1.00	0	0.00	0	0.00	8	4.0
14	PADGETT, Logan	2-0	13	6.5	3-5	.600	1-1	1.000	0-0	.000	2	1	3	1.5	0	0	1	0.50	0	0.00	99.00	0	0.00	1	0.50	7	3.5
03	MCGEE, Keith	3-0	43	14.3	4-14	.286	1-8	.125	0-0	.000	3	6	9	3.0	3	0	3	1.00	6	2.00	0.50	1	0.33	0	0.00	9	3.0
30	WEGSCHEIDER, Kurt	3-0	35	11.7	3-8	.375	0-1	.000	2-3	.667	3	5	8	2.7	2	0	1	0.33	3	1.00	0.33	0	0.00	5	1.67	8	2.7
12	HEADDINGS, Daniel	2-0	5	2.5	1-1	1.000	0-0	.000	1-1	1.000	0	1	1	0.5	1	0	1	0.50	0	0.00	99.00	0	0.00	0	0.00	3	1.5
20	PATTERSON, Clay	3-0	16	5.3	1-4	.250	1-3	.333	0-0	.000	0	2	2	0.7	3	0	2	0.67	1	0.33	2.00	0	0.00	0	0.00	3	1.0
21	DORSEY, Nolan	2-0	13	6.5	0-2	.000	0-1	.000	0-0	.000	0	1	1	0.5	0	0	1	0.50	1	0.50	1.00	0	0.00	0	0.00	0	0.0
23	MEDINA, Eloy	2-0	5	2.5	0-2	.000	0-2	.000	0-0	.000	0	1	1	0.5	0	0	0	0.00	0	0.00	0.00	0	0.00	0	0.00	0	0.0
Total.....		3	600		107-216	.495	16-52	.308	36-60	.600	65	111	176	58.7	38	0	49	16.33	44	14.67	1.11	16	5.33	21	7.00	266	88.7
Opponents.....		3	600		64-197	.325	34-107	.318	22-32	.688	27	56	83	27.7	53	-	34	11.33	41	13.67	0.83	9	3.00	21	7.00	184	61.3

2020-21 Season Metrics

#	Player	Min	AST%	EFG%	TS%	Usg%	DRB%	ORB%	TRB%
05	BROWN, Rod	61	8.0	.773	.784	20.3	15.7	13.0	14.4
21	DORSEY, Nolan	13	8.6	.000	.000	9.7	6.7	0.0	3.6
11	FRANCIS III, Jeremiah	62	15.9	.229	.257	19.1	9.8	0.0	5.2
12	HEADDINGS, Daniel	5	28.9	1.000	1.042	12.1	17.4	0.0	9.3
13	JOHNSON, Javonté	31	13.2	.550	.553	15.9	5.6	6.4	6.0
04	KUAC, Emmanuel	54	7.7	.611	.609	17.8	19.3	7.3	13.7
10	MALUACH, Makuach	74	8.7	.688	.689	24.3	22.3	14.7	18.8
22	MANUEL, Valdir	45	11.1	.466	.469	32.5	21.3	17.6	19.6
00	MARIN, Isaiah	16	17.8	1.333	1.333	13.1	16.3	0.0	8.7
01	MATOS, Bayron	62	9.7	.560	.561	24.7	9.8	17.6	13.5
03	MCGEE, Keith	43	8.7	.321	.321	19.5	12.1	6.9	9.7
23	MEDINA, Eloy	5	0.0	.000	.000	16.8	17.4	0.0	9.3
14	PADGETT, Logan	13	11.6	.700	.700	16.1	6.7	15.3	10.7
20	PATTERSON, Clay	16	15.1	.375	.375	13.1	10.9	0.0	5.8
02	SINGLETON, Saquan	65	20.4	.529	.549	16.7	20.1	12.2	16.4
30	WEGSCHEIDER, Kurt	35	3.5	.375	.429	14.7	12.4	8.5	10.6

Estimated possessions: 225.6

Team offensive rating (ORTg): 117.9

Team defensive rating (DRtg): 81.6

AST% - An estimate of the pct of teammate field goals assisted while on the floor

EFG% - Effective FG% (adjusts to include additional points from 3FGs)

TS% - True Shooting% (takes into account field goals, 3-point field goals, and free throws)

Usg% - An estimate of the pct of team plays used while on the floor

DRB% - An estimate of the pct of available defensive rebounds grabbed while on the floor

ORB% - An estimate of the pct of available offensive rebounds grabbed while on the floor

2020-21 SEASON STATISTICS

2020-21 UNM Team Game-by-Game

Opponent	Date	Score	W/L	Total		3-Pointers		Free throws		Rebounds				pf	a	t/o	blk	stl	pts	avg
				fg-fga	pct	3fg-fga	pct	ft-fta	pct	off	def	tot	avg							
at Rice	12/13/20	72-61	W	29-66	.439	4-17	.235	10-13	.769	19	30	49	49.0	16	12	15	3	6	72	72.0
vs Our Lady of the Lake	12/15/20	104-65	W	40-67	.597	10-23	.435	14-23	.609	14	34	48	48.5	12	21	14	9	10	104	88.0
vs LeTourneau	12/17/20	90-58	W	38-83	.458	2-12	.167	12-24	.500	32	47	79	58.7	10	16	15	4	5	90	88.7
New Mexico		266		107-216	.495	16-52	.308	36-60	.600	65	111	176	58.7	38	49	44	16	21	266	88.7
Opponents		184		64-197	.325	34-107	.318	22-32	.688	27	56	83	27.7	53	34	41	9	21	184	61.3

Games played: 3
Points/game: 88.7
FG Pct: 49.5
3FG Pct: 30.8
FT Pct: 60.0

Rebounds/game: 58.7
Assists/game: 16.3
Turnovers/game: 14.7
Assist/turnover ratio: 1.1
Steals/game: 7.0
Blocks/game: 5.3

2020-21 Opponent Game-by-Game

Opponent	Date	Score	W/L	Total		3-Pointers		Free throws		Rebounds				pf	a	t/o	blk	stl	pts	avg
				fg-fga	pct	3fg-fga	pct	ft-fta	pct	off	def	tot	avg							
at Rice	12/13/20	72-61	W	19-56	.339	13-35	.371	10-16	.625	10	20	30	30.0	15	11	15	0	5	61	61.0
vs Our Lady of the Lake	12/15/20	104-65	W	23-62	.371	10-28	.357	9-11	.818	6	15	21	25.5	19	13	18	4	7	65	63.0
vs LeTourneau	12/17/20	90-58	W	22-79	.278	11-44	.250	3-5	.600	11	21	32	27.7	19	10	8	5	9	58	61.3
Opponents		184		64-197	.325	34-107	.318	22-32	.688	27	56	83	27.7	53	34	41	9	21	184	61.3
New Mexico		266		107-216	.495	16-52	.308	36-60	.600	65	111	176	58.7	38	49	44	16	21	266	88.7

Games played: 3
Points/game: 61.3
FG Pct: 32.5
3FG Pct: 31.8
FT Pct: 68.8

Rebounds/game: 27.7
Assists/game: 11.3
Turnovers/game: 13.7
Assist/turnover ratio: 0.8
Steals/game: 7.0
Blocks/game: 3.0

2020-21 Game-by-Game Highs

Opponent	Date	Score	Points	Rebounds	Assists	Steals	Blocked shots
at Rice	12/13/20	72-61	23-MALUACH, Makua	12-MALUACH, Makua	4-SINGLETON, Saqu	3-FRANCIS III, Jeremi	1-SINGLETON, Saqu MCGEE, Keith MATOS, Bayron
vs Our Lady of the Lake	12/15/20	104-65	17-MALUACH, Makua	10-SINGLETON, Saq	4-SINGLETON, Saqu FRANCIS III, Jeremi	3-MALUACH, Makua	3-MATOS, Bayron
vs LeTourneau	12/17/20	90-58	16-MATOS, Bayron	12-MALUACH, Makua	3-MALUACH, Makua	3-WEGSCHIEDER, K	1-MANUEL, Valdir MALUACH, Makuac BROWN, Rod MATOS, Bayron

LAST TIME OUT

DEC. 17, 2020 - NEW MEXICO 90, LETOURNEAU 58 - Houston, Texas

Maluach Hits 1,000; Lobos Break Program Rebound Record

HOUSTON, Texas — The University of New Mexico men's basketball team outrebounded the LeTourneau YellowJackets 79-32 on Thursday, setting a new program record for rebounds in a game and improving to 3-0 on the season. UNM claimed a 90-58 final with senior Makuach Maluach and redshirt-freshman Bayron Matos leading the Lobos with double-doubles on the day.

The 79 rebounds breaks the UNM program-record 78 that was set against Cal State-Los Angeles on Dec. 15, 1962.

Maluach scored his 1,000th career point with the first bucket of the game at the 19:40 mark. He went on to register his fourth career double-double with 15 points and a team-high 12 rebounds. The double-double marks his second of the season, as well as his third straight double-figure scoring game.

Matos led the Lobos with 16 points and contributed 10 rebounds for his first career double-double. Junior Rod Brown helped pace UNM with 13 points and eight boards.

The Lobos won the tip and came out of the gate strong, holding LeTourneau scoreless over the first four minutes and jumping out to a 9-0 lead over the first 3:10. Despite several early Lobo turnovers, UNM pressed on and went up by 13, 34-21, with 2:34 left in the first half.

The Lobos closed the first half on a 6-0 run for a 40-21 score at halftime, the largest lead of the first half (19).

At the break, UNM was outrebounding 42-15 and outshooting 42.9-24.3 percent from the floor. Brown racked up 10 of his eventual 13 points to lead UNM through the first half.

The YellowJackets racked up eight team fouls in the first three and a half minutes of the second half, putting the Lobos in the bonus for 16:30. UNM shot 13 free throws in the second half, making eight, including 3-for-4 from Maluach who struggled from the line on Tuesday.

New Mexico went on its longest run of the game, 10-0, over 2:55 midway through the half that included eight points from Maluach to put UNM up by 23, 59-36. Maluach started the run with a pair of free throws followed by a jumper from sophomore Emmanuel Kuac before Maluach finished it with three straight buckets.

UNM increased the lead to 30 at the 5:34 mark on a second-chance layup by sophomore Kurt Wegscheider and pushed it to a 33-point lead, 79-46, on a Padgett jumper. Padgett scored seven points on the day.

As the clock ticked down, redshirt-sophomore Daniel Headdings registered his first points as a Lobo at the 1:38 mark with a layup and an and-one. The Lobos finished outscoring the YellowJackets 9-5 over the final minutes including back-to-back threes from Padgett and freshman Isaiah Marin.

The Lobos will kick off conference play on Monday, Dec. 21 at Boise State at 7:30 p.m. on FS1. UNM will play game two against the Broncos on Dec. 23 on CBS Sports Network.

		Total	3-Ptr	FT-FTA		Rebounds		PF	TP	A	TO	Blk	Stl	Min	
#	Player	FG-FGA	FG-FGA	FT-FTA	Off	Def	Totl								
LeTourneau 58 • 1-1, 0-0 ASC															
33	Elijah Gerber	f 1-3	0-2	0-0	0	1	1	4	2	0	0	0	1	11	
02	Jordan Pride	g 3-9	0-2	1-2	2	3	5	3	7	1	3	1	2	20	
04	Andrew Eberhardt	g 7-20	5-16	0-0	0	3	3	1	19	0	0	0	1	36	
05	Kyle Matthews	g 1-3	1-1	0-0	3	5	8	3	2	0	1	0	16		
15	Deonte Jackson	g 5-19	2-10	2-3	1	4	5	2	14	5	0	1	2	36	
00	Demarcus Hester	0-0	0-0	0-0	0	0	0	0	0	0	0	0	0	4	
01	Kyco Wilson	3-10	2-9	0-0	1	0	1	1	8	1	1	0	2	21	
11	Warren Richardson	1-9	0-2	0-0	1	1	2	1	2	0	0	2	1	17	
13	Taye Carter	0-0	0-0	0-0	1	2	3	3	0	1	1	0	0	12	
20	Isaac Stolzenburg	1-2	1-1	0-0	0	0	0	0	3	0	3	0	0	5	
24	Walker Blaine	0-3	0-1	0-0	1	0	1	1	0	0	0	0	0	13	
30	Chermame Sims	0-0	0-0	0-0	0	0	0	0	0	0	0	0	0	4	
45	Rashard Johnson	0-1	0-0	0-0	0	0	0	0	0	0	0	0	0	5	
Team					1	2	3								
Totals		22-79	11-44	3-5	11	21	32	19	58	10	8	5	9	200	
FG % 1st Half:		9-37	24.3%	2nd half:	13-42	31.0%	Game:	22-79	27.8%						Deadball
3FG % 1st Half:		2-19	10.5%	2nd half:	9-25	36.0%	Game:	11-44	25.0%						Rebounds
FT % 1st Half:		1-1	100.0%	2nd half:	2-4	50.0%	Game:	3-5	60.0%						1
New Mexico 90 • 3-0, 0-0 MW															
#	Player	Total	3-Ptr	FT-FTA		Rebounds		PF	TP	A	TO	Blk	Stl	Min	
05	BROWN, Rod	f 6-7	0-0	1-2	3	5	8	1	13	0	0	1	0	18	
22	MANUEL, Valdir	f 4-13	0-1	0-0	4	3	7	0	8	1	2	1	0	15	
02	SINGLETON, Saquan	g 2-5	0-1	3-7	3	5	8	1	7	2	1	0	0	19	
10	MALUACH, Makuach	g 6-8	0-0	3-4	4	8	12	1	15	3	1	1	0	21	
11	FRANCIS III, Jeremiah	g 1-3	0-0	0-0	3	3	0	2	2	2	0	1	1	13	
00	MARIN, Isaiah	2-2	1-1	0-0	0	2	2	1	5	2	0	0	0	11	
01	MATOS, Bayron	7-14	0-0	2-6	6	4	10	0	16	0	2	1	0	19	
03	MCGEE, Keith	0-4	0-3	0-0	2	1	3	1	0	2	4	0	0	12	
04	KUAC, Emmanuel	3-7	0-1	0-0	2	3	5	1	6	1	1	0	0	16	
12	HEADDINGS, Daniel	1-1	0-0	1-1	0	1	1	1	3	0	0	0	0	3	
13	JOHNSON, Javonté	1-4	0-1	2-4	2	1	3	0	4	1	0	0	1	10	
14	PADGETT, Logan	3-4	1-1	0-0	1	0	2	0	7	0	0	0	0	9	
20	PATTERSON, Clay	0-3	0-2	0-0	2	2	0	2	2	0	1	1	0	7	
21	DORSEY, Nolan	0-2	0-1	0-0	0	1	1	0	0	1	0	0	0	10	
23	MEDINA, Eloy	0-0	0-0	0-0	0	0	0	0	0	0	0	0	0	2	
30	WEGSCHEIDER, Kurt	2-6	0-0	0-0	3	3	6	1	4	0	1	0	3	15	
Team					2	4	6								
Totals		38-83	2-12	12-24	32	47	79	10	90	16	15	4	5	200	
FG % 1st Half:		18-42	42.9%	2nd half:	20-41	48.8%	Game:	38-83	45.8%						Deadball
3FG % 1st Half:		0-4	0.0%	2nd half:	2-8	25.0%	Game:	2-12	16.7%						Rebounds
FT % 1st Half:		4-11	36.4%	2nd half:	8-13	61.5%	Game:	12-24	50.0%						4
Officials: Brad Fowler, Rick O'Neill, Brad Gaston															
Technical fouls: LeTourneau-None, New Mexico-None.															
Attendance:															
2020-21 Men's Basketball, Round: 0, LeTourneau vs New Mexico, Played at Tudor															
Score by periods		1st	2nd	Total											
LeTourneau		21	37	58											
New Mexico		40	50	90											
Last FG - LETU 2nd-00:24, NM 2nd-00:32.															
Largest lead - LETU None, NM by 35 2nd-00:32.															
LETU led for 00:00, NM led for 39:40, Game was tied for 00:20.															
Points in Off 2nd Fast Bench															
LETO Paint T/O Chance Break															
NM 20 14 7 9 13															
LETO 68 6 34 11 45															
Score tied - 0 times.															
Lead changed - 0 times.															

OPPONENT NUMERICAL ROSTER/STATS

BOISE STATE 2020-21 ROSTER

No.	Name	Pos.	Ht.	Wt.	Cl.	Hometown / Previous School
0	Marcus Shaver, Jr.	G	6-2	185	R-Jr.	Phoenix, Ariz. / Portland
1	Kasean Pryor	G	6-9	188	Fr.	Chicago, Ill. / Link Year Prep
4	Burke Smith	F	6-11	212	Fr.	Glen Allen, Va. / Trinity Episcopal School
10	RayJ Dennis	G	6-2	180	So.	Oswego, Ill. / Oswego East HS
11	Devonaire Doutrive	G	6-5	185	Jr.	Dallas, Texas / Arizona
12	Max Rice	G	6-5	194	R-So.	Boise, Idaho / Bishop Kelly HS
13	Pavle Kuzmanovic	G	6-5	175	Fr.	Loznica, Serbia / ABS Primorje 1945
14	Emmanuel Akot	G	6-8	210	R-Jr.	Winnipeg, Manitoba / Arizona
15	Donovan Ivory	G	6-6	190	So.	Appleton, Wis. / UMass Lowell
21	Derrick Alston, Jr.	G	6-9	190	R-Sr.	Houston, Texas / Strake Jesuit HS
22	Sam Winter	G	6-2	185	Fr.	Montesano, Wash. / Montesano HS
23	Naje Smith	F	6-7	201	Jr.	Spokane, Wash. / Lewis & Clark HS
24	Abu Kigab	F	6-7	220	Sr.	St. Catharines, Ontario / Oregon
25	Lukas Milner	C	6-10	225	Jr.	Olathe, Kan. / Johnson County CC
33	Mladen Armus	F	6-10	232	R-Jr.	Belgrade, Serbia / ETSU

BOISE STATE 2020-21 STATISTICS

Game Records

Record	Overall	Home	Away	Neutral
ALL GAMES	4-1	2-0	1-1	1-0
CONFERENCE	0-0	0-0	0-0	0-0
NON-CONFERENCE	4-1	2-0	1-1	1-0

Score by Periods

Team	1st	2nd	OT	TOT
Boise St.	173	201	0	374
Opponents	134	167	0	301

Team Box Score

No.	Player	Total					3-Point		F-Throw		Rebounds				Other				PTS	AVG		
		GP-GS	MIN	AVG	FG-FGA	FG%	3FG-FGA	3FG%	FT-FTA	FT%	OFF	DEF	TOT	AVG	PF	DQ	A	TO			BLK	STL
21	ALSTON, Derrick	5-5	155:54	31.2	24-63	.381	12-30	.400	16-18	.889	3	15	18	3.6	8	0	8	14	1	1	76	15.2
10	DENNIS, RayJ	5-5	171:09	34.2	27-53	.509	4-20	.200	12-20	.600	1	16	17	3.4	10	0	21	9	2	10	70	14.0
24	KIGAB, Abu	5-5	147:42	29.5	24-47	.511	6-15	.400	13-22	.591	5	16	21	4.2	17	0	10	11	2	12	67	13.4
0	SHAVAR JR., Marcus	3-3	68:44	22.9	9-23	.391	3-11	.273	16-19	.842	7	8	15	5.0	6	1	4	6	1	5	37	12.3
14	AKOT, Emmanuel	3-2	90:00	30.0	10-32	.313	3-11	.273	6-9	.667	4	13	17	5.7	8	0	8	4	1	2	29	9.7
12	RICE, Max	5-0	122:09	24.4	14-33	.424	6-17	.353	3-5	.600	7	19	26	5.2	6	0	9	4	0	5	37	7.4
33	ARMUS, Mladen	5-5	112:24	22.5	10-29	.345	0-0	.000	7-10	.700	11	25	36	7.2	16	1	4	8	2	3	27	5.4
13	KUZMANOVIC, Pavle	2-0	12:53	6.4	3-5	.600	1-2	.500	0-0	.000	0	2	2	1.0	2	0	0	1	0	0	7	3.5
1	PRYOR, Kasean	2-0	08:18	4.2	1-3	.333	0-2	.000	3-7	.429	0	3	3	1.5	1	0	0	0	0	0	5	2.5
25	MILNER, Lukas	5-0	43:25	8.7	5-7	.714	0-0	.000	2-4	.500	3	1	4	0.8	11	1	1	0	1	0	12	2.4
23	SMITH, Naje	5-0	58:59	11.8	3-9	.333	0-3	.000	0-0	.000	7	9	16	3.2	4	0	2	2	1	3	6	1.2
4	SMITH, Burke	2-0	05:55	3.0	0-0	.000	0-0	.000	1-2	.500	0	2	2	1.0	0	0	0	1	0	0	1	0.5
22	WINTER, Sam	2-0	02:28	1.2	0-0	.000	0-0	.000	0-0	.000	0	0	0	0.0	0	0	0	0	0	0	0	0.0
Team											9	8	17									
Total		5	1000		130-304	.428	35-111	.315	79-116	.681	57	137	194	38.8	89	3	67	60	11	41	374	74.8
Opponents		5	1000		107-272	.393	26-98	.265	61-82	.744	42	129	171	34.2	110	0	42	91	11	27	301	60.2

Team Statistics

	BOISE	OPP
Scoring	374	301
Points per game	74.8	60.2
Scoring margin	+14.6	-
Field goals-att	130-304	107-272
Field goal pct	.428	.393
3 point fg-att	35-111	26-98
3-point FG pct	.315	.265
3-pt FG made per game	7.0	5.2
Free throws-att	79-116	61-82
Free throw pct	.681	.744
F-Throws made per game	15.8	12.2
Rebounds	194	171
Rebounds per game	38.8	34.2
Rebounding margin	+4.6	-
Assists	67	42
Assists per game	13.4	8.4
Turnovers	60	91
Turnovers per game	12.0	18.2
Turnover margin	+6.2	-
Assist/turnover ratio	1.1	0.5
Steals	41	27
Steals per game	8.2	5.4
Blocks	11	11
Blocks per game	2.2	2.2
Winning streak	4	-
Home win streak	2	-
Attendance	0	1859
Home games-Avg/Game	2-0	2-930
Neutral site-Avg/Game	-	1-0

Team Results

Date	Opponent	Score	Att.
11/27/2020	at Houston	L 58-68	1859
11/29/2020	vs Sam Houston St.	W 86-55	0
12/04/2020	Col. of Idaho	W 86-49	0
12/09/2020	at BYU	W 74-70	0
12/13/2020	Weber St.	W 70-59	0

OPPONENT'S LAST TIME OUT

DEC. 13, 2020 · BOISE STATE 70, WEBBER STATE 59 · Boise, Idaho

Alston Leads Bronco Three-Point Barrage

BOISE, Idaho - Derrick Alston, Jr. scored 14 of his game-high 23 points in the second half, helping Boise State keep Weber State at arm's length as the Broncos earned a 70-59 victory over the Wildcats Sunday, at ExtraMile Arena.

Alston was 5-for-7 from three-point range, including a four-point play with 3:43 remaining that all but sealed the win. Weber State (2-1) cut the margin to nine points as the clock ticked under four minutes. Alston responded with his fifth triple of the night while being fouled. He added the free throw to put the Broncos (4-1) ahead by 13. They maintained a double-digit lead the rest of the way.

Boise State made a season-high 11 three-pointers, including seven in the first period.

Weber State took a 24-23 lead with 7:19 left in the first half, but Boise State responded with a 12-2 run to end the half and took a 35-26 advantage into the locker room.

Emmanuel Akot scored five points during the run. Akot finished the game with seven points and career highs of eight rebounds and six assists.

The next game on Boise State's schedule is the Mountain West opener, Dec. 21, against New Mexico. Tipoff is slated for 7:30 p.m. MT on FS1.

Postgame Notes:

...Boise State men's basketball picked up its fourth straight win and improved to 4-1 with a 70-59 victory Sunday over Weber State at ExtraMile Arena.

...Boise State made a season-high 11 three-pointers, shooting 42.3 percent from beyond the arc (11-for-26). The Broncos connected on seven triples in the first half.

...Boise State closed the first half outscoring Weber State 12-2 in the final 5:44 of the period to take a 35-26 lead into the locker room.

...Boise State matched its season high of nine steals for the third time this season. The Broncos have recorded at least seven steals in all five games this year, the first time they have had at least seven steals in five consecutive games since the end of the 2016 season (Feb. 17 to March 5).

...Derrick Alston, Jr. led all scorers with 23 points on 7-of-14 shooting, including 5-of-7 from three-point range. Alston added five rebounds.

...Derrick Alston, Jr. now has 1,078 career points, ranking No. 22 in Boise State history. Alston passed former Broncos Ryan Watkins (1,070 points; 2010-14) and Eric Lane (1,074 points; 2003-07) on Sunday.

...Abu Kigab scored 15 points, his fourth straight game in double figures.

...Emmanuel Akot scored seven points, while posting career highs of eight rebounds, six assists and two steals. Akot also blocked one shot, his first as a Bronco.

...Mladen Armus led the Broncos with 10 rebounds. It is the second double-digit rebounding game of the year for Armus, and the 18th of his collegiate career.

...RayJ Dennis finished with 12 points, four assists and a career-high four steals.

...Weber State now leads the all-time series 48-29. Sunday marked the first meeting since 2005.

Weber St. - 59		Record: 2-1													Shooting By Period	
NO. Name	Min	FG	3P	FT	Rebounds	Fouls	TP	AS	TO	ST	Blocks	+	1 st FG%	10-27	37.0%	
11 Michal Kozak	31:56	3-7	1-4	0-0	3	9	11	3	0	7	1	3	0	3	1	-6
34 Cody Carlson	28:01	6-7	2-2	3-5	1	3	4	2	5	17	0	1	2	0	0	19
0 Zahir Porter	G 23:29	2-8	0-4	3-3	0	2	2	4	2	7	3	2	2	0	0	20
5 Seikou Sisofo Jawara	G 37:59	2-11	1-7	0-1	0	2	2	3	3	5	3	0	0	0	0	-7
12 Isiah Brown	G 32:10	4-11	2-6	8-8	0	3	3	4	4	18	2	5	1	0	0	-11
10 Kham Davis	08:36	0-1	0-0	0-0	0	1	1	1	0	0	0	2	0	0	0	-14
21 Dontay Bassett	11:59	0-3	0-0	0-0	0	1	1	0	3	0	0	0	0	0	0	-30
2 Dillon Jones	14:51	1-2	0-1	1-1	0	3	3	0	1	3	0	0	3	0	0	-18
3 KJ Cunningham	10:59	1-2	0-1	0-0	1	0	1	0	0	2	0	0	0	0	0	-8
Team					1	3	4			0						
Totals		19-52	6-25	15-18	6	26	32	17	18	59	11	16	8	3	1	-11
Technical Fouls: NONE																

Boise St. - 70		Record: 4-1													Shooting By Period	
NO. Name	Min	FG	3P	FT	Rebounds	Fouls	TP	AS	TO	ST	Blocks	+	1 st FG%	11-25	44.0%	
24 Abu Kigab	F 29:50	5-10	2-4	3-4	1	3	4	4	3	15	1	4	1	0	3	16
33 Mladen Armus	F 28:56	1-7	0-0	0-1	4	6	10	3	3	2	2	1	1	0	0	-11
10 RayJ Dennis	G 31:39	4-9	2-6	2-2	0	2	2	1	1	12	4	3	4	0	0	3
14 Emmanuel Akot	G 33:42	3-12	1-6	0-0	2	6	8	2	1	7	6	0	2	1	0	16
21 Derrick Alston	G 29:34	7-14	5-7	4-5	0	5	5	3	6	23	0	4	0	0	0	5
12 Max Rice	27:04	3-6	1-3	0-1	0	2	2	1	3	7	2	0	0	0	0	7
23 Naje Smith	14:52	1-2	0-0	0-0	2	4	6	2	0	2	1	0	1	0	0	10
25 Lukas Milner	04:23	1-1	0-0	0-0	0	1	1	2	0	2	0	0	0	0	0	9
Team					2	0	2			0						
Totals		25-61	11-26	9-13	11	29	40	18	17	70	16	12	9	1	3	11
Technical Fouls: NONE																

WSU		Boise		Points from		Period by Period Scoring		
Biggest lead	5 (1 st 14:14)	15 (2 nd 2:05)		WSU	Boise	1st	2nd	TOT
Best Scoring Run	10 (1 st 8:09)	13 (1 st 10:15)		Paint		26	33	59
Lead Changes	6			Second Chance		3	9	
Times Tied	2			Fast Breaks		14	11	
Time with Lead	04:53	32:17		Bench		5	11	

CHARTING THE NUMBERS

	Season	Career at UNM
Double-Digit Scoring Games		
Makuach Maluach	3	47 (31-16)
Keith McGee	0	23 (11-12)
Rod Brown	3	3 (3-0)
Bayron Matos	2	2 (2-0)
Saquan Singleton	1	1 (1-0)
Valdir Manuel	1	1 (1-0)
40-Point Games		
30-Point Games		
20-Point Games		
Makuach Maluach	1	6 (4-2)
Keith McGee	0	2 (1-1)
Scoring Leaders		
Makuach Maluach	2	12 (7-5)
Keith McGee	0	5 (2-3)
Bayron Matos	1	1 (1-0)
10+ Rebound Games		
Makuach Maluach	2	4 (4-0)
Saquan Singleton	1	1 (1-0)
Bayron Matos	1	1 (1-0)
Rebounding Leaders		
Keith McGee	0	1 (0-1)
Makuach Maluach	2	10 (7-3)
Jordan Arroyo	0	1 (0-1)
Kurt Wegscheider	0	1 (1-0)
Saquan Singleton	1	1 (1-0)
Double-Doubles		
Makuach Maluach	2	4 (4-0)
Saquan Singleton	1	1 (1-0)
Bayron Matos	1	1 (1-0)
Assist Leaders		
Keith McGee	0	4 (0-4)
Makuach Maluach	1	10 (1-9)
Saquan Singleton	2	2 (2-0)
Jeremiah Francis III	1	1 (1-0)

() Team's record in those games

2020-21 DUNK TRACKER

Player	Overall	MW
Keith McGee	1	-
Bayron Matos	2	-

SCORING MARGIN BREAKDOWN

Total	1	2	3	4	5	6	7	8	9	10	11-15	16-20	21+
Win	0	0	0	0	0	0	0	0	0	0	1	0	2
Loss	0	0	0	0	0	0	0	0	0	0	0	0	0

UNM INDIVIDUAL GAME HIGHS

Points	23		MALUACH, Makuach at Rice (12/13/20)
	17		MALUACH, Makuach vs Our Lady of the Lake (12/15/20)
	16		MATOS, Bayron vs LeTourneau (12/17/20)
	16		Rod Brown vs Our Lady of the Lake (12/15/20)
	15		MALUACH, Makuach vs LeTourneau (12/17/20)
Field Goals Made	8		MALUACH, Makuach at Rice (12/13/20)
	7		MATOS, Bayron vs LeTourneau (12/17/20)
Field Goal Att.	14		MATOS, Bayron vs LeTourneau (12/17/20)
	14		MALUACH, Makuach at Rice (12/13/20)
FG Pct (min 5 made)	1.000	(6-6)	Rod Brown vs Our Lady of the Lake (12/15/20)
	1.000	(5-5)	MANUEL, Valdir vs Our Lady of the Lake (12/15/20)
3-Point FG Made	3		KUAC, Emmanuel vs Our Lady of the Lake (12/15/20)
	2		MALUACH, Makuach vs Our Lady of the Lake (12/15/20)
	2		MALUACH, Makuach at Rice (12/13/20)
3-Point FG Att.	7		FRANCIS III, Jeremiah vs Our Lady of the Lake (12/15/20)
	4		KUAC, Emmanuel vs Our Lady of the Lake (12/15/20)
	4		FRANCIS III, Jeremiah at Rice (12/13/20)
	4		KUAC, Emmanuel at Rice (12/13/20)
3-Pt FG Pct (min 2 made)	1.000	(2-2)	MALUACH, Makuach at Rice (12/13/20)
	.750	(3-4)	KUAC, Emmanuel vs Our Lady of the Lake (12/15/20)
Free Throws Made	5		MALUACH, Makuach at Rice (12/13/20)
	4		Rod Brown vs Our Lady of the Lake (12/15/20)
Free Throw Att.	8		MALUACH, Makuach vs Our Lady of the Lake (12/15/20)
	7		SINGLETON, Saquan vs LeTourneau (12/17/20)
FT Pct (min 3 made)	.833	(5-6)	MALUACH, Makuach at Rice (12/13/20)
	.800	(4-5)	Rod Brown vs Our Lady of the Lake (12/15/20)
Rebounds	12		MALUACH, Makuach vs LeTourneau (12/17/20)
	12		MALUACH, Makuach at Rice (12/13/20)
Assists	4		FRANCIS III, Jeremiah vs Our Lady of the Lake (12/15/20)
	4		SINGLETON, Saquan vs Our Lady of the Lake (12/15/20)
	4		SINGLETON, Saquan at Rice (12/13/20)
Steals	3		WEGSCHEIDER, Kurt vs LeTourneau (12/17/20)
	3		MALUACH, Makuach vs Our Lady of the Lake (12/15/20)
	3		FRANCIS III, Jeremiah at Rice (12/13/20)
Blocked Shots	3		MATOS, Bayron vs Our Lady of the Lake (12/15/20)
	2		MALUACH, Makuach vs Our Lady of the Lake (12/15/20)
	2		KUAC, Emmanuel vs Our Lady of the Lake (12/15/20)
Turnovers	4		MCGEE, Keith vs LeTourneau (12/17/20)
	4		MATOS, Bayron at Rice (12/13/20)
Fouls	4		KUAC, Emmanuel at Rice (12/13/20)
	3		BROWN, Rod at Rice (12/13/20)
Minutes	30		FRANCIS III, Jeremiah at Rice (12/13/20)
	29		MALUACH, Makuach at Rice (12/13/20)
	25		BROWN, Rod at Rice (12/13/20)
	24		MALUACH, Makuach vs Our Lady of the Lake (12/15/20)
	24		SINGLETON, Saquan at Rice (12/13/20)

UNM AND OPPONENT TEAM HIGHS AND LOWS

NEW MEXICO - TEAM GAME HIGHS

POINTS	104	vs Our Lady of the Lake (12/15/20)
	90	vs LeTourneau (12/17/20)
	72	at Rice (12/13/20)
FIELD GOALS MADE	40	vs Our Lady of the Lake (12/15/20)
	38	vs LeTourneau (12/17/20)
FIELD GOAL ATTEMPTS	83	vs LeTourneau (12/17/20)
	67	vs Our Lady of the Lake (12/15/20)
FIELD GOAL PERCENTAGE	.597 (40-67)	vs Our Lady of the Lake (12/15/20)
	.458 (38-83)	vs LeTourneau (12/17/20)
3 PT FIELD GOALS MADE	10	vs Our Lady of the Lake (12/15/20)
	4	at Rice (12/13/20)
3 PT FG ATTEMPTS	23	vs Our Lady of the Lake (12/15/20)
	17	at Rice (12/13/20)
3 PT FG PERCENTAGE	.435 (10-23)	vs Our Lady of the Lake (12/15/20)
	.235 (4-17)	at Rice (12/13/20)
FREE THROWS MADE	14	vs Our Lady of the Lake (12/15/20)
	12	vs LeTourneau (12/17/20)
FREE THROW ATTEMPTS	24	vs LeTourneau (12/17/20)
	23	vs Our Lady of the Lake (12/15/20)
FREE THROW PERCENTAGE	.769 (10-13)	at Rice (12/13/20)
	.609 (14-23)	vs Our Lady of the Lake (12/15/20)
REBOUNDS	79	vs LeTourneau (12/17/20)
	49	at Rice (12/13/20)
ASSISTS	21	vs Our Lady of the Lake (12/15/20)
	16	vs LeTourneau (12/17/20)
STEALS	10	vs Our Lady of the Lake (12/15/20)
	6	at Rice (12/13/20)
BLOCKED SHOTS	9	vs Our Lady of the Lake (12/15/20)
	4	vs LeTourneau (12/17/20)
TURNOVERS	15	vs LeTourneau (12/17/20)
	15	at Rice (12/13/20)
FOULS	16	at Rice (12/13/20)
	12	vs Our Lady of the Lake (12/15/20)

OPPONENT - TEAM GAME HIGHS

POINTS	65	vs Our Lady of the Lake (12/15/20)
	61	at Rice (12/13/20)
	58	vs LeTourneau (12/17/20)
FIELD GOALS MADE	23	vs Our Lady of the Lake (12/15/20)
	22	vs LeTourneau (12/17/20)
FIELD GOAL ATTEMPTS	79	vs LeTourneau (12/17/20)
	62	vs Our Lady of the Lake (12/15/20)
FIELD GOAL PERCENTAGE	.371 (23-62)	vs Our Lady of the Lake (12/15/20)
	.339 (19-56)	at Rice (12/13/20)
3 PT FIELD GOALS MADE	13	at Rice (12/13/20)
	11	vs LeTourneau (12/17/20)
3 PT FG ATTEMPTS	44	vs LeTourneau (12/17/20)
	35	at Rice (12/13/20)
3 PT FG PERCENTAGE	.371 (13-35)	at Rice (12/13/20)
	.357 (10-28)	vs Our Lady of the Lake (12/15/20)
FREE THROWS MADE	10	at Rice (12/13/20)
	9	vs Our Lady of the Lake (12/15/20)
FREE THROW ATTEMPTS	16	at Rice (12/13/20)
	11	vs Our Lady of the Lake (12/15/20)
FREE THROW PERCENTAGE	.818 (9-11)	vs Our Lady of the Lake (12/15/20)
	.625 (10-16)	at Rice (12/13/20)
REBOUNDS	32	vs LeTourneau (12/17/20)
	30	at Rice (12/13/20)
ASSISTS	13	vs Our Lady of the Lake (12/15/20)
	11	at Rice (12/13/20)
STEALS	9	vs LeTourneau (12/17/20)
	7	vs Our Lady of the Lake (12/15/20)
BLOCKED SHOTS	5	vs LeTourneau (12/17/20)
	4	vs Our Lady of the Lake (12/15/20)
TURNOVERS	18	vs Our Lady of the Lake (12/15/20)
	15	at Rice (12/13/20)
FOULS	19	vs LeTourneau (12/17/20)
	19	vs Our Lady of the Lake (12/15/20)

NEW MEXICO - TEAM GAME LOWS

POINTS	72	at Rice (12/13/20)
	90	vs LeTourneau (12/17/20)
	104	vs Our Lady of the Lake (12/15/20)
FIELD GOALS MADE	29	at Rice (12/13/20)
	38	vs LeTourneau (12/17/20)
FIELD GOAL ATTEMPTS	66	at Rice (12/13/20)
	67	vs Our Lady of the Lake (12/15/20)
FIELD GOAL PERCENTAGE	.439 (29-66)	at Rice (12/13/20)
	.458 (38-83)	vs LeTourneau (12/17/20)
3 PT FIELD GOALS MADE	2	vs LeTourneau (12/17/20)
	4	at Rice (12/13/20)
3 PT FG ATTEMPTS	12	vs LeTourneau (12/17/20)
	17	at Rice (12/13/20)
3 PT FG PERCENTAGE	.167 (2-12)	vs LeTourneau (12/17/20)
	.235 (4-17)	at Rice (12/13/20)
FREE THROWS MADE	10	at Rice (12/13/20)
	12	vs LeTourneau (12/17/20)
FREE THROW ATTEMPTS	13	at Rice (12/13/20)
	23	vs Our Lady of the Lake (12/15/20)
FREE THROW PERCENTAGE	.500 (12-24)	vs LeTourneau (12/17/20)
	.609 (14-23)	vs Our Lady of the Lake (12/15/20)
REBOUNDS	48	vs Our Lady of the Lake (12/15/20)
	49	at Rice (12/13/20)
ASSISTS	12	at Rice (12/13/20)
	16	vs LeTourneau (12/17/20)
STEALS	5	vs LeTourneau (12/17/20)
	6	at Rice (12/13/20)
BLOCKED SHOTS	3	at Rice (12/13/20)
	4	vs LeTourneau (12/17/20)
TURNOVERS	14	vs Our Lady of the Lake (12/15/20)
	15	at Rice (12/13/20)
	15	vs LeTourneau (12/17/20)
FOULS	10	vs LeTourneau (12/17/20)
	12	vs Our Lady of the Lake (12/15/20)

OPPONENT - TEAM GAME LOWS

POINTS	58	vs LeTourneau (12/17/20)
	61	at Rice (12/13/20)
	65	vs Our Lady of the Lake (12/15/20)
FIELD GOALS MADE	19	at Rice (12/13/20)
	22	vs LeTourneau (12/17/20)
FIELD GOAL ATTEMPTS	56	at Rice (12/13/20)
	62	vs Our Lady of the Lake (12/15/20)
FIELD GOAL PERCENTAGE	.278 (22-79)	vs LeTourneau (12/17/20)
	.339 (19-56)	at Rice (12/13/20)
3 PT FIELD GOALS MADE	10	vs Our Lady of the Lake (12/15/20)
	11	vs LeTourneau (12/17/20)
3 PT FG ATTEMPTS	28	vs Our Lady of the Lake (12/15/20)
	35	at Rice (12/13/20)
3 PT FG PERCENTAGE	.250 (11-44)	vs LeTourneau (12/17/20)
	.357 (10-28)	vs Our Lady of the Lake (12/15/20)
FREE THROWS MADE	3	vs LeTourneau (12/17/20)
	9	vs Our Lady of the Lake (12/15/20)
FREE THROW ATTEMPTS	5	vs LeTourneau (12/17/20)
	11	vs Our Lady of the Lake (12/15/20)
FREE THROW PERCENTAGE	.600 (3-5)	vs LeTourneau (12/17/20)
	.625 (10-16)	at Rice (12/13/20)
REBOUNDS	21	vs Our Lady of the Lake (12/15/20)
	30	at Rice (12/13/20)
ASSISTS	10	vs LeTourneau (12/17/20)
	11	at Rice (12/13/20)
STEALS	5	at Rice (12/13/20)
	7	vs Our Lady of the Lake (12/15/20)
BLOCKED SHOTS	0	at Rice (12/13/20)
	4	vs Our Lady of the Lake (12/15/20)
TURNOVERS	8	vs LeTourneau (12/17/20)
	15	at Rice (12/13/20)
FOULS	15	at Rice (12/13/20)
	19	vs Our Lady of the Lake (12/15/20)
	19	vs LeTourneau (12/17/20)

THE LAST TIME IT HAPPENED

NEW MEXICO

As A Team:
Scored 100 Points: 104 - vs Our Lady of the Lake (12-15-20)
Scored 90-99 Points: 90 - vs LeTourneau (12-17-20)
Scored 80-89 Points: 86 - vs San José State (1-21-20)
Scored Less Than 50 Points: 46 - at Arizona (12-20-16)
Scored Less Than 40 Points: 34 - at #25 San Diego State (1-26-13)
Won By 40 Points: W, 103-47 - vs Southwest (12-30-18)
Won By 30 Points: W, 90-58 - vs LeTourneau (12-17-20)
Won By 20 Points: W, 97-68 - vs Wyoming (2-8-20)
Lost By 20-29 Points: L, 82-59 - at No. 4 San Diego State (2-11-20)
Lost By 30 Points: L, 105-72 - at Colorado State (1-15-20)
Shot 65% Or Better: 69.2% (27-39) - at Air Force (1-15-05)
Shot 60% Or Better: 64.1% (41-64) - vs Houston Baptist (12-22-19)
Shot Less Than 35%: 33.8% (22-65) - vs No. 4 San Diego State (1-29-20)
Shot Less Than 30%: 28.1% (18-64) - at NM State (12-4-18)
Shot 60% 3FG Or Better: 61.1% (11-18) - vs UTEP (11-24-18)
Shot Less Than 30% 3FG: 16.7% (2-12) - vs LeTourneau (12-17-20)
Made 10 Three-Pointers: 10 (10-23) - vs Our Lady of the Lake (12-15-20)
Shot 100% on Free Throws: 100% (14-14) - vs San José State (3-4-20)
Shot 95% On Free Throws: 95.5% (21-22) - at Boise State (1-17-17)
Shot 85% On Free Throws: 93.8 (15-16) - vs Grand Canyon (12-17-19)
Shot Less Than 50% On FTs: 42.1% (8-19) - at San José State (2-26-19)
Had 50 Rebounds: 79 - vs LeTourneau (12-17-20)
Had 20 Offensive Rebounds: 32 - vs LeTourneau (12-17-20)
Had 40 Assists: 40 - Northern N.M. (11-11-17)
Had 20 Assists: 23 - vs Grand Canyon (12-17-19)
Had 20 Turnovers: 21 - vs San José State (3-4-20)
Had Less Than 10 Turnovers: 7 - vs Utah State (3-5-20)
Had 10 Steals: 10 - vs Our Lady of the Lake (12-15-20)
Had 15 Steals: 17 - vs McNeese (11-16-19)
Had 10 Blocks: 10 - vs Air Force (1-11-20)
Had Two or More 20-Point Scorers: vs San José State (3-4-20)
 Vance Jackson (26) & Makuach Maluach (22)
 (7) - at Colorado State (2-28-18)
Had 7 Double-Digit Scorers: (6) - vs Wyoming (1-19-19)
Had 6 Double-Digit Scorers: (5) - at UNLV (1-18-20)
Had 5 Double-Digit Scorers: at San Diego State (1-6-15)
Had No Double-Digit Scorers: vs LeTourneau (12-17-20)
Had Two 10+ Rebounders: Makuach Maluach (12) & Bayron Matos (10)
 vs Colorado State (3-2-19)
Had Three 10+ Rebounders: Carlton Bragg (14), Corey Manigault (11), Makuach Maluach (10)
Scored 50 Points In 1st Half: 52 - vs Our Lady of the Lake (12-15-20)
Scored 50 Points In 2nd Half: 50 - vs LeTourneau (12-17-20)
Scored 60 Points In 2nd Half: 61 - vs Houston Baptist (12-22-19)
Scored 20 Or Fewer Points In 1st Half: 16 - at Arizona (12-20-16)
Scored 20 Or Fewer Points In 2nd Half: 15 - at #25 San Diego State (1-26-13)
Failed To Make a 3FG: (0-10) - vs. Washington State (12-25-15)
Defeated a Ranked Team: W, 85-58 - vs No. 5/6 Nevada (1-5-19)
Lost To a Ranked Team: L, 85-57 - vs No. 4 San Diego State (1-29-20)
Won an OT Game: W, 95-86 vs Fresno State (3-3-18)
Lost an OT Game: L, 105-104 vs. Nevada (1-7-17)
Won a 2OT Game: W, 97-94 vs. UAB (11-21-13)
Lost a 2OT Game: L, 73-76 at Dayton (1-1-10)
Won a 3OT Game: W, 104-99, Fresno State (3-8-96)
Lost a 3OT Game: Never
As An Individual:
Had a Triple-Double: Luc Longley (17 pts, 14 rebs, 10 assts)
 vs. Penn State (3-28-90)
Had a Double-Double (Pts/Reb): vs LeTourneau (12-17-20)
 Makuach Maluach (15 pts., 12 rebs.) & Bayron Matos (16 pts., 10 rebs.)
Had a Double-Double (Pts/Asst): JaQuan Lyle (14 pts & 10 asst)
 vs Fresno State (1-7-20)
Scored 20+ Pts with 10+ Rebs: Makuach Maluach (23 pts & 12 rebs)
 at Rice (12-13-20)
Scored 20+ Pts with 20+ Rebs: Carlton Bragg (22 pts & 20 rebs)
 at Wyoming (3-9-19)
Scored 30 Points: JaQuan Lyle (31) vs Green Bay (11-13-19)
Scored 30 Points (MW Only): JaQuan Lyle (31) vs Boise State (12-4-19)
Scored 20 Points: at Rice (12-13-20)
 Makuach Maluach (23)
Scored 20 Points (MW Only): at No. 4 San Diego State (2-11-20)
 Vante Hendrix (20)
 Carlton Bragg (20) at Wyoming (3-9-19)
Had 20 Rebounds: Carlton Bragg (17) - vs NM State (12-14-19)
Had 15 Rebounds: JaQuan Lyle (10) - vs (RV) Utah State (2-29-20)
Had 10 Assists: Carlton Bragg (5) - vs McNeese (11-16-19)
Had 5 Steals: Joe Furstinger (5) - vs Boise State (2-6-18)
Had 5 Blocks:

VERSUS NEW MEXICO

As A Team:
Scored 100 Points: 105 - at Colorado State (1-15-20)
Scored 90 Points: 96 - at Nevada (1-25-20)
Scored 80-89 Points: 88 - vs Nevada (2-18-20)
Scored Less Than 50 Points: 47 - vs Southwest (12-30-18)
Scored Less Than 40 Points: 38 - Wyoming (2-11-12)
Shot 50% Or Better: 50.9% (27-53) - vs Utah State (3-5-20)
Shot Less Than 35%: 33.9% (19-56) - at Rice (12-13-20)
Shot Less Than 30%: 27.8% (22-79) - vs LeTourneau (12-17-20)
Shot 60% 3FG Or Better: 67.9% (19-28) - at Colorado State (1-15-20)
Shot 50% 3FG Or Better: 50.0% (14-28) - vs Boise State (12-4-19)
Shot Less Than 20% 3FG: 19.0% (4-21) - vs Wyoming (2-8-20)
Made 15 Three-Pointers: 15 (15-33) - vs No. 4 San Diego State (1-29-20)
Made 10 Three-Pointers: 11 (11-44) - vs LeTourneau (12-17-20)
Shot 75% On Free Throws: 81.8% (9-11) - vs Our Lady of the Lake (12-15-20)
Shot Less Than 50% On FTs: 40.0% (4-10) - vs NM State (12-14-19)
Had 50 Rebounds: 500 - at Nevada (1-25-20)
Had 20 Offensive Rebounds: 25 - at New Mexico State (11-17-17)
Had 20 Assists: 20 - at Air Force (2-26-20)
Had 20 Turnovers: 20 - vs UC Davis (12-29-19)
Had Less Than 10 Turnovers: 8 - vs LeTourneau (12-17-20)
Had 10 Steals: 12 - vs San José State (3-4-20)
Had 10 Blocks: 11 - at USC (11-21-15)
Had 40-Point and 20-Point Scorers: Nevada (1-7-17)
 Jordan Caroline (45) & Marcus Marshall (26)
Had 30-Point and 20-Point Scorers: vs NM State (11-17-18)
 AJ Harris (31) & Terrell Brown (20)
Had Two or More 20-Point Scorers: at No. 4 San Diego State (2-11-20)
 Matt Mitchell (22) & Yanni Wetzell (20)
 (6) - at Nevada (1-25-20)
Had 6 Double-Digit Scorers: (5) - vs No. 4 San Diego State (1-29-20)
Had 5 Double-Digit Scorers: ULM (12-13-14)
Had No Double-Digit Scorers: at Air Force (2-26-20)
Had Two 10+ Rebounders: Ryan Swan (11) & Sid Tomes (10)
 56 - at Colorado State (1-15-20)
Scored 50+ Points In 1st Half: 56 - at UNLV (1-18-20)
Scored 50+ Points In 2nd Half: 20 - vs Wisconsin (11-26-19)
Scored 20 Or Less Points In 1st Half: 19 - New Mexico State (12-3-14)
Scored 20 Or Less In 2nd Half: 11 - UAPB (12-17-16)
Scored 15 Or Less Points In 1st Half: (0-7) - New Mexico State (12-16-15)
Failed To Make a 3FG:
As An Individual:
Had a Triple-Double: Marvin Coleman (11 pts, 12 rebs, 11 assts)
 at UNLV (1-18-20)
Had a Double-Double (Pts/Reb): vs Utah State (3-5-20)
 Justin Bean (10 pts, 15 rebs)
Had a Double-Double (Pts/Asst): Dominic Artis (13 pts & 12 Assists)
 UTEP (12-7-16)
Had 20+ Points & 10+ Rebounds: RJ Williams (27 pts, 17 rebs)
 at Boise State (2-23-20)
Scored 30+ Points in Back-to-Back Games Vs. UNM: Derrick Marks
 Boise State
 31 points (1-18-15) & 30 points (2-24-15)
Scored 40 Points: Jordan Caroline (45) - Nevada (1-7-17)
Scored 40 Points (MW Only): Jordan Caroline (45) - Nevada (1-7-17)
Scored 30 Points: Bryce Hamilton (35) - at UNLV (1-18-20)
Scored 30 Points (MW Only): Bryce Hamilton (35) - at UNLV (1-18-20)
Scored 20 Points: vs Our Lady of the Lake (12-15-20)
 Ethan White (25)
Scored 20 Points (MW Only): at Boise State (2-23-20)
 RJ Williams (27)
Had 20 Rebounds: Ryan Watkins (22) - Boise State (1-21-14)
Had 15 Rebounds: Justin Bean (15) - vs Utah State (3-5-20)
Had 10 Assists: Marivn Coleman (11) - at UNLV (1-18-20)
Had 5 Steals: Omari Moore (8) - vs San José State (3-4-20)
Had 5 Blocks: Sha'Markus Kennedy (6) - vs McNeese (11-16-19)

WELCOME TO THE PIT, A MILE HIGH AND LOUDER THAN...



WHAT THEY ARE SAYING ABOUT THE PIT

“What a terrific atmosphere for college basketball. Great building... Great history... 18,000 screaming fans. It’s big time college hoops, baby!”
- Dick Vitale, ESPN

“I consider the game we played in Albuquerque in 1978 one of the most exciting of my career. The Pit is the toughest place to play because of their tremendous atmosphere.”
-Jim Boeheim, Syracuse head coach

“When you go into a place like The Pit, there will be challenge different from a regular road game. The crowd can dictate the tempo and momentum. The Pit crowd forces you to be patient.”
-Lute Olsen, former Arizona head coach

“A mile high but 37 feet underground, the Pit in Albuquerque has been the site of many mind-blowing college basketball games, including North Carolina State’s upset of Houston in ‘83 and just about any New Mexico home game. The noise created by fans, which has been measured at 125 decibels -- the pain threshold for the human ear is 130 -- is a palpable force.”
-Sports Illustrated

- Voted one of “The Top Five Loudest, Most Intimidating Places to Play” by NCAA.com
- Ranked in the top 20 sporting venues of the 20th century by Sports Illustrated
- USA Today ranked The Pit in its “Ten Great Places to Get Pumped for NCAA Action”
- According to Fox Sports, it’s one of the top ten “old school” college basketball arenas in the country


THE GREATEST GAME EVER PLAYED

The Pit was the site of one of the greatest college basketball games ever played. It hosted the 1983 national championship game that saw the NC State Wolfpack upset Hakeem Olajuwon, Clyde Drexler and the Houston Cougars. Coach Jimmy Valvano and the Wolfpack downed the Cougars on a last-second put back by Lorenzo Charles. The iconic shot of the late Valvano running onto the court looking for a hug is one of the lasting images in college basketball history.

- Built in 1966 (\$1.4 million)
- Capacity of 15,411 (previously 18,018)
- \$60 million renovation was completed in 2010
- New floor installed before the 2017-18 season
- Seating includes 40 suites and a club area
- Less than 30 of 345 NCAA Division I basketball programs play in a college-only arena named after a business or organization founded or headquartered in its home state.
- The Lobos have averaged an astounding 15,410 fans the past 49 years, an amazing 95% of capacity
- The Pit has ranked in the top 25 in attendance nationally nearly every season since the 1966-67 season with 35 seasons in the top ten in the NCAA in attendance
- Led the Mountain West in attendance in 10 of the conference’s 15 years of existence
- The floor is named Bob King Court in honor of the former head coach who led the Lobos from 1963 to 1972.

THE 2020-21 LOBO MEN'S BASKETBALL RADIO/TV ROSTER

PLAYERS



0
Isaiah Marin
G | 6-5/185 | Fr.
Phoenix, Ariz.



1
Bayron Matos
F | 6-9/215 | R.-Fr.
Santo Domingo, D.R.



2
Saquan Singleton
G | 6-6/190 | Jr.
Bronx, N.Y.



3
Keith McGee
PG | 6-3/180 | R.-Sr.
Rochester, N.Y.



4
Emmanuel Kuac
G | 6-7/200 | So.
Calgary, Alberta, Canada



5
Rod Brown
F | 6-7/218 | R.-Jr.
Memphis, Tenn.



10
Makuach Maluach
G/F | 6-7/190 | Sr.
Sydney, Australia



11
Jeremiah Francis III
PG | 6-1/205 | So.
Columbus, Ohio



12
Daniel Headdings
G | 6-2/185 | R.-Fr.
Wasilla, Alaska



13
Javonté Johnson
G | 6-6/190 | Fr.
Colorado Springs, Colo.



14
Logan Padgett
F | 6-7/210 | So.
Homewood, Ala.



20
Clay Patterson
G | 6-1/180 | R.-Jr.
Rio Rancho, N.M.



21
Nolan Dorsey
PG | 6-5/185 | Fr.
Knightdale, N.C.



22
Valdir Manuel
F | 6-10/225 | Jr.
Luanda, Angola



23
Eloy Medina
G | 6-3/180 | Fr.
Albuquerque, N.M.



30
Kurt Wegscheider
G | 6-4/185 | So.
Bangui, Central African Rep.




33
Jordan Arroyo
F | 6-7/210 | Jr.
Albuquerque, N.M.



35
Assane Ndiaye
F | 7-1/240 | Jr.
Dakar, Senegal

STAFF



Paul Weir
Head Coach



Dan McHale
Assistant Coach



Scott Padgett
Assistant Coach



Ralph Davis
Assistant Coach



Dave Pilipovich
Spec. Asst. to the HC



Robert Edwards
Video Coordinator



Aki Collins
Dir. of Operations



Sara Works
Dir. of Player Development



Nick Michael
Dir. of Strength/Cond.



Gilchrist Schmidt
Athletic Trainer



Isaiah Marin
 6'5" | 190 - Freshman - Guard
 Phoenix, Ariz. (College Prep Acad.)



NOTEWORTHY :

- Averaged 17.0 points, 6.0 assists and 4.0 rebounds per game at College Prep Acad.
- Three-time All-Region First Team honoree at Buckeye Union HS in Phoenix
- Averaged 18.0 points, 6.0 assists and 5.0 rebounds per game as a point guard

2020-21 GAME-BY-GAME STATISTICS

Opponent	Date	gs	min	Total		3-Pointers		Free throws		Rebounds				pf	a	t/o	blk	stl	pts	avg
				fg-fga	pct	3fg-fga	pct	ft-fa	pct	off	def	tot	avg							
vs Our Lady of the Lake	12/15/20	5		1-1	1.000	1-1	1.000	0-0	.000	0	1	1	1.0	1	0	2	0	0	3	3.0
vs LeTourneau	12/17/20	11		2-2	1.000	1-1	1.000	0-0	.000	0	2	2	1.5	1	2	0	0	0	5	4.0
at Boise State	12/21/20	dnp		-	-	-	-	-	-	-	-	-	-	-	-	-	-	-	-	-
at Boise State	12/23/20	dnp		-	-	-	-	-	-	-	-	-	-	-	-	-	-	-	-	-
NEVADA	12/31/20	dnp		-	-	-	-	-	-	-	-	-	-	-	-	-	-	-	-	-
NEVADA	1/2/20	dnp		-	-	-	-	-	-	-	-	-	-	-	-	-	-	-	-	-
UTAH STATE	1/7/20	dnp		-	-	-	-	-	-	-	-	-	-	-	-	-	-	-	-	-
UTAH STATE	1/9/20	dnp		-	-	-	-	-	-	-	-	-	-	-	-	-	-	-	-	-
at UNLV	1/14/20	dnp		-	-	-	-	-	-	-	-	-	-	-	-	-	-	-	-	-
at UNLV	1/16/20	dnp		-	-	-	-	-	-	-	-	-	-	-	-	-	-	-	-	-
SAN JOSE STATE	1/21/20	dnp		-	-	-	-	-	-	-	-	-	-	-	-	-	-	-	-	-
SAN JOSE STATE	1/23/20	dnp		-	-	-	-	-	-	-	-	-	-	-	-	-	-	-	-	-
at Fresno State	1/28/20	dnp		-	-	-	-	-	-	-	-	-	-	-	-	-	-	-	-	-
at Fresno State	1/30/20	dnp		-	-	-	-	-	-	-	-	-	-	-	-	-	-	-	-	-
SAN DIEGO STATE	2/3/20	dnp		-	-	-	-	-	-	-	-	-	-	-	-	-	-	-	-	-
SAN DIEGO STATE	2/5/20	dnp		-	-	-	-	-	-	-	-	-	-	-	-	-	-	-	-	-
at Colorado State	2/11/20	dnp		-	-	-	-	-	-	-	-	-	-	-	-	-	-	-	-	-
at Colorado State	2/13/20	dnp		-	-	-	-	-	-	-	-	-	-	-	-	-	-	-	-	-
WYOMING	2/17/20	dnp		-	-	-	-	-	-	-	-	-	-	-	-	-	-	-	-	-
WYOMING	2/19/20	dnp		-	-	-	-	-	-	-	-	-	-	-	-	-	-	-	-	-
at Air Force	2/22/20	dnp		-	-	-	-	-	-	-	-	-	-	-	-	-	-	-	-	-
at Air Force	2/24/20	dnp		-	-	-	-	-	-	-	-	-	-	-	-	-	-	-	-	-
Totals		0	16	3-3	1.000	2-2	1.000	0-0	.000	0	3	3	1.5	2	2	2	0	0	8	4.0

Games played: 2
 Minutes/game: 8.0
 Points/game: 4.0
 FG Pct: 100.0
 3FG Pct: 100.0

Rebounds/game: 1.5
 Assists/game: 1.0
 Turnovers/game: 1.0
 Assist/turnover ratio: 1.0

SEASON HIGHS

CAREER HIGHS AT UNM

Points: 5 vs LeTourneau (12-17-20)
 FG: 2 vs LeTourneau (12-17-20)
 FGA: 2 vs LeTourneau (12-17-20)
 3FG: 1 (2x) Last time vs LeTourneau (12-17-20)
 3FGA: 1 (2x) Last tme vs LeTourneau (12-17-20)
 FT: N/A
 FTA: N/A
 Rebounds: 2 vs LeTourneau (12-17-20)
 Assists: 2 vs LeTourneau (12-17-20)
 Blocks: N/A
 Steals: N/A
 Minutes Played: 11 vs LeTourneau (12-17-20)

Points: 5 vs LeTourneau (12-17-20)
 FG: 2 vs LeTourneau (12-17-20)
 FGA: 2 vs LeTourneau (12-17-20)
 3FG: 1 (2x) Last time vs LeTourneau (12-17-20)
 3FGA: 1 (2x) Last tme vs LeTourneau (12-17-20)
 FT: N/A
 FTA: N/A
 Rebounds: 2 vs LeTourneau (12-17-20)
 Assists: 2 vs LeTourneau (12-17-20)
 Blocks: N/A
 Steals: N/A
 Minutes Played: 11 vs LeTourneau (12-17-20)

CAREER STATISTICS

Season	gp-gs	min/avg	Total		3-Point		F-Throws		Rebounds				Scoring							
			fg-fga	pct	fg-fga	pct	ft-fa	pct	off	def	tot	avg	pf	fo	ast	to	blk	stl	pts	avg
2020-21	2-0	16/8.0	3-3	1.000	2-2	1.000	0-0	.000	0	3	3	1.5	2	0	2	2	0	0	8	4.0
TOTAL	2-0	16/8.0	3-3	1.000	2-2	1.000	0-0	.000	0	3	3	1.5	2	0	2	2	0	0	8	4.0



Bayron Matos
 6'9" | 215 - Redshirt-Freshman - Forward
 Santo Domingo, Dominican Rep. (Hamilton Heights Christian Acad. (Tenn))

1

NOTEWORTHY :

- Ranked No. 3 in the State of Tennessee and No. 16 in the nation after posting the most rebounds in the State of Tennessee.
- Registered the most double-doubles in Tenn. while leading his team to the State Championship in 2018.
- Arrived to UNM in Spring 2020 and redshirted

2020-21 GAME-BY-GAME STATISTICS

Opponent	Date	gs	min	Total		3-Pointers		Free throws		Rebounds				pf	a	t/o	blk	stl	pts	avg	
				fg-fga	pct	3fg-fga	pct	ft-fa	pct	off	def	tot	avg								
at Rice	12/13/20		22	5-9	.556	0-0	.000	0-0	.000	3	2	5	5.0	1	2	4	1	1	10	10.0	
vs Our Lady of the Lake	12/15/20	*	21	2-2	1.000	0-0	.000	2-2	1.000	2	1	3	4.0	2	2	2	3	0	6	8.0	
vs LeTourneau	12/17/20		19	7-14	.500	0-0	.000	2-6	.333	6	4	10	6.0	0	0	2	1	0	16	10.7	
at Boise State	12/21/20		dnp	-	-	-	-	-	-	-	-	-	-	-	-	-	-	-	-	-	
at Boise State	12/23/20		dnp	-	-	-	-	-	-	-	-	-	-	-	-	-	-	-	-	-	
NEVADA	12/31/20		dnp	-	-	-	-	-	-	-	-	-	-	-	-	-	-	-	-	-	
NEVADA	1/2/20		dnp	-	-	-	-	-	-	-	-	-	-	-	-	-	-	-	-	-	
UTAH STATE	1/7/20		dnp	-	-	-	-	-	-	-	-	-	-	-	-	-	-	-	-	-	
UTAH STATE	1/9/20		dnp	-	-	-	-	-	-	-	-	-	-	-	-	-	-	-	-	-	
at UNLV	1/14/20		dnp	-	-	-	-	-	-	-	-	-	-	-	-	-	-	-	-	-	
at UNLV	1/16/20		dnp	-	-	-	-	-	-	-	-	-	-	-	-	-	-	-	-	-	
SAN JOSE STATE	1/21/20		dnp	-	-	-	-	-	-	-	-	-	-	-	-	-	-	-	-	-	
SAN JOSE STATE	1/23/20		dnp	-	-	-	-	-	-	-	-	-	-	-	-	-	-	-	-	-	
at Fresno State	1/28/20		dnp	-	-	-	-	-	-	-	-	-	-	-	-	-	-	-	-	-	
at Fresno State	1/30/20		dnp	-	-	-	-	-	-	-	-	-	-	-	-	-	-	-	-	-	
SAN DIEGO STATE	2/3/20		dnp	-	-	-	-	-	-	-	-	-	-	-	-	-	-	-	-	-	
SAN DIEGO STATE	2/5/20		dnp	-	-	-	-	-	-	-	-	-	-	-	-	-	-	-	-	-	
at Colorado State	2/11/20		dnp	-	-	-	-	-	-	-	-	-	-	-	-	-	-	-	-	-	
at Colorado State	2/13/20		dnp	-	-	-	-	-	-	-	-	-	-	-	-	-	-	-	-	-	
WYOMING	2/17/20		dnp	-	-	-	-	-	-	-	-	-	-	-	-	-	-	-	-	-	
WYOMING	2/19/20		dnp	-	-	-	-	-	-	-	-	-	-	-	-	-	-	-	-	-	
at Air Force	2/22/20		dnp	-	-	-	-	-	-	-	-	-	-	-	-	-	-	-	-	-	
at Air Force	2/24/20		dnp	-	-	-	-	-	-	-	-	-	-	-	-	-	-	-	-	-	
Totals			1	62	14-25	.560	0-0	.000	4-8	.500	11	7	18	6.0	3	4	8	5	1	32	10.7

Games played: 3
 Minutes/game: 20.7
 Points/game: 10.7
 FG Pct: 56.0
 FT Pct: 50.0

Rebounds/game: 6.0
 Assists/game: 1.3
 Turnovers/game: 2.7
 Assist/turnover ratio: 0.5
 Steals/game: 0.3
 Blocks/game: 1.7

SEASON HIGHS

Points: 16 vs LeTourneau (12-17-20)
FG: 7 vs LeTourneau (12-17-20)
FGA: 14 vs LeTourneau (12-17-20)
3FG: N/A
3FGA: N/A
FT: 2 (2x) Last time vs LeTourneau (12-17-20)
FTA: 2 (2x) Last time vs LeTourneau (12-17-20)
Rebounds: 10 vs LeTourneau (12-17-20)
Assists: 2 (2x) Last time vs Our Lady of the Lake (12-15-20)
Blocks: 3 vs Our Lady of the Lake (12-15-20)
Steals: 1 at Rice (12-13-20)
Minutes Played: 22 at Rice (12-13-20)

CAREER HIGHS AT UNM

Points: 16 vs LeTourneau (12-17-20)
FG: 7 vs LeTourneau (12-17-20)
FGA: 14 vs LeTourneau (12-17-20)
3FG: N/A
3FGA: N/A
FT: 2 (2x) Last time vs LeTourneau (12-17-20)
FTA: 2 (2x) Last time vs LeTourneau (12-17-20)
Rebounds: 10 vs LeTourneau (12-17-20)
Assists: 2 (2x) Last time vs Our Lady of the Lake (12-15-20)
Blocks: 3 vs Our Lady of the Lake (12-15-20)
Steals: 1 at Rice (12-13-20)
Minutes Played: 22 at Rice (12-13-20)

CAREER STATISTICS

Season	gp-gs	min/avg	Total		3-Point		F-Throws		Rebounds				Scoring							
			fg-fga	pct	fg-fga	pct	ft-fa	pct	off	def	tot	avg	pf	fo	ast	to	blk	stl	pts	avg
2020-21	3-1	62/20.7	14-25	.560	0-0	.000	4-8	.500	11	7	18	6.0	3	0	4	8	5	1	32	10.7
TOTAL	3-1	62/20.7	14-25	.560	0-0	.000	4-8	.500	11	7	18	6.0	3	0	4	8	5	1	32	10.7



Saquan Singleton
 6'6" | 190 - Junior - Guard
 Bronx, N.Y. (Hutchinson CC)

2

NOTEWORTHY :

- Named 2020 All-Region VI Second Team;
- Named 2020 All-Jayhawk West First Team
- Finished sophomore season as Hutchinson's leading rebounder, assist and steals leader
- Averaged 11.8 points, 7.2 boards, 4.9 assists and 1.5 steals in 2019-20
- Posted a triple-double of 14 points, 13 rebounds and 11 assists at Hutchinson CC
- 1,000-point, All-League scorer in HS with 15 points per game

2020-21 GAME-BY-GAME STATISTICS

Opponent	Date	qs	min	Total		3-Pointers		Free throws		Rebounds				pf	a	t/o	blk	stl	pts	avg	
				fg-fga	pct	3fg-fga	pct	ft-fta	pct	off	def	tot	avg								
at Rice	12/13/20	*	24	1-3	.333	0-0	.000	2-2	1.000	1	4	5	5.0	2	4	1	1	0	4	4.0	
vs Our Lady of the Lake	12/15/20	*	22	6-9	.667	0-0	.000	1-2	.500	4	6	10	7.5	2	4	2	0	0	13	8.5	
vs LeTourneau	12/17/20	*	19	2-5	.400	0-1	.000	3-7	.429	3	5	8	7.7	1	2	1	0	0	7	8.0	
at Boise State	12/21/20		dnp	-	-	-	-	-	-	-	-	-	-	-	-	-	-	-	-	-	
at Boise State	12/23/20		dnp	-	-	-	-	-	-	-	-	-	-	-	-	-	-	-	-	-	
NEVADA	12/31/20		dnp	-	-	-	-	-	-	-	-	-	-	-	-	-	-	-	-	-	
NEVADA	1/2/20		dnp	-	-	-	-	-	-	-	-	-	-	-	-	-	-	-	-	-	
UTAH STATE	1/7/20		dnp	-	-	-	-	-	-	-	-	-	-	-	-	-	-	-	-	-	
UTAH STATE	1/9/20		dnp	-	-	-	-	-	-	-	-	-	-	-	-	-	-	-	-	-	
at UNLV	1/14/20		dnp	-	-	-	-	-	-	-	-	-	-	-	-	-	-	-	-	-	
at UNLV	1/16/20		dnp	-	-	-	-	-	-	-	-	-	-	-	-	-	-	-	-	-	
SAN JOSE STATE	1/21/20		dnp	-	-	-	-	-	-	-	-	-	-	-	-	-	-	-	-	-	
SAN JOSE STATE	1/23/20		dnp	-	-	-	-	-	-	-	-	-	-	-	-	-	-	-	-	-	
at Fresno State	1/28/20		dnp	-	-	-	-	-	-	-	-	-	-	-	-	-	-	-	-	-	
at Fresno State	1/30/20		dnp	-	-	-	-	-	-	-	-	-	-	-	-	-	-	-	-	-	
SAN DIEGO STATE	2/3/20		dnp	-	-	-	-	-	-	-	-	-	-	-	-	-	-	-	-	-	
SAN DIEGO STATE	2/5/20		dnp	-	-	-	-	-	-	-	-	-	-	-	-	-	-	-	-	-	
at Colorado State	2/11/20		dnp	-	-	-	-	-	-	-	-	-	-	-	-	-	-	-	-	-	
at Colorado State	2/13/20		dnp	-	-	-	-	-	-	-	-	-	-	-	-	-	-	-	-	-	
WYOMING	2/17/20		dnp	-	-	-	-	-	-	-	-	-	-	-	-	-	-	-	-	-	
WYOMING	2/19/20		dnp	-	-	-	-	-	-	-	-	-	-	-	-	-	-	-	-	-	
at Air Force	2/22/20		dnp	-	-	-	-	-	-	-	-	-	-	-	-	-	-	-	-	-	
at Air Force	2/24/20		dnp	-	-	-	-	-	-	-	-	-	-	-	-	-	-	-	-	-	
Totals			3	65	9-17	.529	0-1	.000	6-11	.545	8	15	23	7.7	5	10	4	1	0	24	8.0

Games played: 3
 Minutes/game: 21.7
 Points/game: 8.0
 FG Pct: 52.9
 3FG Pct: 0.0
 FT Pct: 54.5

Rebounds/game: 7.7
 Assists/game: 3.3
 Turnovers/game: 1.3
 Assist/turnover ratio: 2.5
 Blocks/game: 0.3

SEASON HIGHS

Points: 13 vs Our Lady of the Lake (12-15-20)
 FG: 6 vs Our Lady of the Lake (12-15-20)
 FGA: 9 vs Our Lady of the Lake (12-15-20)
 3FG: 0
 3FGA: 1 vs LeTourneau (12-17-20)
 FT: 3 vs LeTourneau (12-17-20)
 FTA: 7 vs LeTourneau (12-17-20)
 Rebounds: 10 vs Our Lady of the Lake (12-15-20)
 Assists: 4 (2x) Last time vs Our Lady of the Lake (12-15-20)
 Blocks: 1 at Rice (12-13-20)
 Steals: N/A
 Minutes Played: 24 at Rice (12-13-20)

CAREER HIGHS AT UNM

Points: 13 vs Our Lady of the Lake (12-15-20)
 FG: 6 vs Our Lady of the Lake (12-15-20)
 FGA: 9 vs Our Lady of the Lake (12-15-20)
 3FG: 0
 3FGA: 1 vs LeTourneau (12-17-20)
 FT: 3 vs LeTourneau (12-17-20)
 FTA: 7 vs LeTourneau (12-17-20)
 Rebounds: 10 vs Our Lady of the Lake (12-15-20)
 Assists: 4 (2x) Last time vs Our Lady of the Lake (12-15-20)
 Blocks: 1 at Rice (12-13-20)
 Steals: N/A
 Minutes Played: 24 at Rice (12-13-20)

CAREER STATISTICS

Season	gp-gs	min/avg	Total		3-Point		F-Throws		Rebounds				Scoring							
			fg-fga	pct	fg-fga	pct	ft-fta	pct	off	def	tot	avg	pf	fo	ast	to	blk	stl	pts	avg
2020-21	3-3	65/21.7	9-17	.529	0-1	.000	6-11	.545	8	15	23	7.7	5	0	10	4	1	0	24	8.0
TOTAL	3-3	65/21.7	9-17	.529	0-1	.000	6-11	.545	8	15	23	7.7	5	0	10	4	1	0	24	8.0



Keith McGee
 6'3" | 180 - Redshirt-Senior - Guard
 Rochester, N.Y. (South Plains College)

3

NOTEWORTHY :

- Averaged 9.1 ppg in 2018-19 shooting 44 percent from the floor
- Named 2018 NJCAA Tournament MVP with 20 points, 5 FG, 3-4 3FG, 7-12 FT
- Led South Plains to the 2018 NJCAA Men's National Championship
- Finished 2017-18 shooting 48.6 percent from the field, 44.7 percent from behind the arc while averaging 2.7 assists per game

2020-21 GAME-BY-GAME STATISTICS

Opponent	Date	qs	min	Total		3-Pointers		Free throws		Rebounds				pf	a	t/o	blk	stl	pts	avg	
				fg-fga	pct	3fg-fga	pct	ft-fta	pct	off	def	tot	avg								
at Rice	12/13/20		15	0-3	.000	0-2	.000	0-0	.000	1	2	3	3.0	0	0	1	1	0	0	0.0	
vs Our Lady of the Lake	12/15/20		16	4-7	.571	1-3	.333	0-0	.000	0	3	3	3.0	2	1	1	0	0	9	4.5	
vs LeTourneau	12/17/20		12	0-4	.000	0-3	.000	0-0	.000	2	1	3	3.0	1	2	4	0	0	0	3.0	
at Boise State	12/21/20		dnp	-	-	-	-	-	-	-	-	-	-	-	-	-	-	-	-	-	
at Boise State	12/23/20		dnp	-	-	-	-	-	-	-	-	-	-	-	-	-	-	-	-	-	
NEVADA	12/31/20		dnp	-	-	-	-	-	-	-	-	-	-	-	-	-	-	-	-	-	
NEVADA	1/2/20		dnp	-	-	-	-	-	-	-	-	-	-	-	-	-	-	-	-	-	
UTAH STATE	1/7/20		dnp	-	-	-	-	-	-	-	-	-	-	-	-	-	-	-	-	-	
UTAH STATE	1/9/20		dnp	-	-	-	-	-	-	-	-	-	-	-	-	-	-	-	-	-	
at UNLV	1/14/20		dnp	-	-	-	-	-	-	-	-	-	-	-	-	-	-	-	-	-	
at UNLV	1/16/20		dnp	-	-	-	-	-	-	-	-	-	-	-	-	-	-	-	-	-	
SAN JOSE STATE	1/21/20		dnp	-	-	-	-	-	-	-	-	-	-	-	-	-	-	-	-	-	
SAN JOSE STATE	1/23/20		dnp	-	-	-	-	-	-	-	-	-	-	-	-	-	-	-	-	-	
at Fresno State	1/28/20		dnp	-	-	-	-	-	-	-	-	-	-	-	-	-	-	-	-	-	
at Fresno State	1/30/20		dnp	-	-	-	-	-	-	-	-	-	-	-	-	-	-	-	-	-	
SAN DIEGO STATE	2/3/20		dnp	-	-	-	-	-	-	-	-	-	-	-	-	-	-	-	-	-	
SAN DIEGO STATE	2/5/20		dnp	-	-	-	-	-	-	-	-	-	-	-	-	-	-	-	-	-	
at Colorado State	2/11/20		dnp	-	-	-	-	-	-	-	-	-	-	-	-	-	-	-	-	-	
at Colorado State	2/13/20		dnp	-	-	-	-	-	-	-	-	-	-	-	-	-	-	-	-	-	
WYOMING	2/17/20		dnp	-	-	-	-	-	-	-	-	-	-	-	-	-	-	-	-	-	
WYOMING	2/19/20		dnp	-	-	-	-	-	-	-	-	-	-	-	-	-	-	-	-	-	
at Air Force	2/22/20		dnp	-	-	-	-	-	-	-	-	-	-	-	-	-	-	-	-	-	
at Air Force	2/24/20		dnp	-	-	-	-	-	-	-	-	-	-	-	-	-	-	-	-	-	
Totals			0	43	4-14	.286	1-8	.125	0-0	.000	3	6	9	3.0	3	3	6	1	0	9	3.0

Games played: 3
 Minutes/game: 14.3
 Points/game: 3.0
 FG Pct: 28.6
 3FG Pct: 12.5

Rebounds/game: 3.0
 Assists/game: 1.0
 Turnovers/game: 2.0
 Assist/turnover ratio: 0.5
 Blocks/game: 0.3

SEASON HIGHS

Points: 9 vs Our Lady of the Lake (12-15-20)
FG: 4 vs Our Lady of the Lake (12-15-20)
FGA: 7 vs Our Lady of the Lake (12-15-20)
3FG: 1 vs Our Lady of the Lake (12-15-20)
3FGA: 3 (2x) Last time vs LeTourneau (12-17-20)
FT: N/A
FTA: N/A
Rebounds: 3 (3x) Last time vs LeTourneau (12-17-20)
Assists: 2 vs LeTourneau (12-17-20)
Blocks: 1 at Rice (12-13-20)
Steals: N/A
Minutes Played: 16 vs Our Lady of the Lake (12-15-20)

CAREER HIGHS AT UNM

Points: 25 at San José State (2-26-19)
FG: 10 at San José State (2-26-19)
FGA: 19 at San José State (2-26-19)
3FG: 6 at Fresno State (2-1-20)
3FGA: 11 at San José State (2-26-19)
FT: 5 at Fresno State (2-2-19)
FTA: 6 at Fresno State (2-2-19)
Rebounds: 6 vs Wyoming (2-8-20)
Assists: 5 (2x) Last time at San José State (2-26-19)
Blocks: 1 (7x) Last time at Rice (12-13-20)
Steals: 3 (3x) Last time at Fresno State (2-1-20)
Minutes Played: 34 vs Nevada (2-18-20)

CAREER STATISTICS

Season	gp-gs	min/avg	Total		3-Point		F-Throws		Rebounds				Scoring							
			fg-fga	pct	fg-fga	pct	ft-fta	pct	off	def	tot	avg	pf	fo	ast	to	blk	stl	pts	avg
2018-19	29-12	587/20.2	93-209	.445	42-103	.408	35-44	.795	9	31	40	1.4	53	1	52	51	3	23	263	9.1
2019-20	31-2	495/16.0	71-150	.473	31-85	.365	9-15	.600	17	32	49	1.6	36	1	24	23	3	11	182	5.9
2020-21	3-0	43/14.3	4-14	.286	1-8	.125	0-0	.000	3	6	9	3.0	3	0	3	6	1	0	9	3.0
TOTAL	63-14	1125/17.9	168-373	.450	74-196	.378	44-59	.746	29	69	98	1.6	92	2	79	80	7	34	454	7.2



Emmanuel Kuac

6'7" | 200 - Sophomore - Guard
Calgary, Alberta, Canada (Kearns HS)

4

NOTEWORTHY :

- Signed his NLI as the 147th-ranked prospect in the nation as a wing
- Ranked a top-five player in Canada
- Captain of his high school squad as a senior
- Competed with Exum Elite and Gold Gauntlet 17U league
- Cherry & Silver Event Dunk Competition winner

2020-21 GAME-BY-GAME STATISTICS

Opponent	Date	gs	min	Total		3-Pointers		Free throws		Rebounds				pf	a	t/o	blk	stl	pts	avg
				fg-fga	pct	3fg-fga	pct	ft-fta	pct	off	def	tot	avg							
at Rice	12/13/20	*	20	3-6	.500	1-4	.250	1-2	.500	1	6	7	7.0	4	0	2	0	0	8	8.0
vs Our Lady of the Lake	12/15/20	*	18	3-5	.600	3-4	.750	0-0	.000	1	3	4	5.5	0	2	1	2	2	9	8.5
vs LeTourneau	12/17/20		16	3-7	.429	0-1	.000	0-0	.000	2	3	5	5.3	1	1	1	0	0	6	7.7
at Boise State	12/21/20		dnp	-	-	-	-	-	-	-	-	-	-	-	-	-	-	-	-	-
at Boise State	12/23/20		dnp	-	-	-	-	-	-	-	-	-	-	-	-	-	-	-	-	-
NEVADA	12/31/20		dnp	-	-	-	-	-	-	-	-	-	-	-	-	-	-	-	-	-
NEVADA	1/2/20		dnp	-	-	-	-	-	-	-	-	-	-	-	-	-	-	-	-	-
UTAH STATE	1/7/20		dnp	-	-	-	-	-	-	-	-	-	-	-	-	-	-	-	-	-
UTAH STATE	1/9/20		dnp	-	-	-	-	-	-	-	-	-	-	-	-	-	-	-	-	-
at UNLV	1/14/20		dnp	-	-	-	-	-	-	-	-	-	-	-	-	-	-	-	-	-
at UNLV	1/16/20		dnp	-	-	-	-	-	-	-	-	-	-	-	-	-	-	-	-	-
SAN JOSE STATE	1/21/20		dnp	-	-	-	-	-	-	-	-	-	-	-	-	-	-	-	-	-
SAN JOSE STATE	1/23/20		dnp	-	-	-	-	-	-	-	-	-	-	-	-	-	-	-	-	-
at Fresno State	1/28/20		dnp	-	-	-	-	-	-	-	-	-	-	-	-	-	-	-	-	-
at Fresno State	1/30/20		dnp	-	-	-	-	-	-	-	-	-	-	-	-	-	-	-	-	-
SAN DIEGO STATE	2/3/20		dnp	-	-	-	-	-	-	-	-	-	-	-	-	-	-	-	-	-
SAN DIEGO STATE	2/5/20		dnp	-	-	-	-	-	-	-	-	-	-	-	-	-	-	-	-	-
at Colorado State	2/11/20		dnp	-	-	-	-	-	-	-	-	-	-	-	-	-	-	-	-	-
at Colorado State	2/13/20		dnp	-	-	-	-	-	-	-	-	-	-	-	-	-	-	-	-	-
WYOMING	2/17/20		dnp	-	-	-	-	-	-	-	-	-	-	-	-	-	-	-	-	-
WYOMING	2/19/20		dnp	-	-	-	-	-	-	-	-	-	-	-	-	-	-	-	-	-
at Air Force	2/22/20		dnp	-	-	-	-	-	-	-	-	-	-	-	-	-	-	-	-	-
at Air Force	2/24/20		dnp	-	-	-	-	-	-	-	-	-	-	-	-	-	-	-	-	-
Totals		2	54	9-18	.500	4-9	.444	1-2	.500	4	12	16	5.3	5	3	4	2	2	23	7.7

Games played: 3
Minutes/game: 18.0
Points/game: 7.7
FG Pct: 50.0
3FG Pct: 44.4
FT Pct: 50.0

Rebounds/game: 5.3
Assists/game: 1.0
Turnovers/game: 1.3
Assist/turnover ratio: 0.8
Steals/game: 0.7
Blocks/game: 0.7

SEASON HIGHS

Points: 9 vs Our Lady of the Lake (12-15-20)
FG: 3 (3x) Last time vs LeTourneau (12-17-20)
FGA: 7 vs LeTourneau (12-17-20)
3FG: 3 vs Our Lady of the Lake (12-15-20)
3FGA: 4 (2x) Last time vs Our Lady of the Lake (12-15-20)
FT: 1 at Rice (12-13-20)
FTA: 2 at Rice (12-13-20)
Rebounds: 7 at Rice (12-13-20)
Assists: 2 vs Our Lady of the Lake (12-15-20)
Blocks: 2 vs Our Lady of the Lake (12-15-20)
Steals: 2 vs Our Lady of the Lake (12-15-20)
Minutes Played: 20 at Rice (12-13-20)

CAREER HIGHS AT UNM

Points: 9 vs Our Lady of the Lake (12-15-20)
FG: 3 (5x) Last time vs LeTourneau (12-17-20)
FGA: 7 vs LeTourneau (12-17-20)
3FG: 3 vs Our Lady of the Lake (12-15-20)
3FGA: 4 (2x) Last time vs Our Lady of the Lake (12-15-20)
FT: 1 (2x) Last time at Rice (12-13-20)
FTA: 4 vs San José State (1-21-20)
Rebounds: 7 at Rice (12-13-20)
Assists: 2 (2x) Last time vs Our Lady of the Lake (12-15-20)
Blocks: 2 vs Our Lady of the Lake (12-15-20)
Steals: 2 (2x) Last time vs Our Lady of the Lake (12-15-20)
Minutes Played: 20 at Rice (12-13-20)

CAREER STATISTICS

Season	gp-gs	min/avg	Total		3-Point		F-Throws		Rebounds				Scoring							
			fg-fga	pct	fg-fga	pct	ft-fta	pct	off	def	tot	avg	pf	fo	ast	to	blk	stl	pts	avg
2019-20	19-0	118/6.2	12-23	.522	3-9	.333	1-6	.167	8	17	25	1.3	17	0	5	4	4	3	28	1.5
2020-21	3-2	54/18.0	9-18	.500	4-9	.444	1-2	.500	4	12	16	5.3	5	0	3	4	2	2	23	7.7
TOTAL	22-2	172/7.8	21-41	.512	7-18	.389	2-8	.250	12	29	41	1.9	22	0	8	8	6	5	51	2.3



Rod Brown **5**
 6'8" | 218 - Redshirt-Junior - Forward
 Memphis, Tenn. (Pearl River CC/Wichita State)

NOTEWORTHY :

- Helped Pearl River CC to the only NJCAA DI Undefeated season, the No. 1 seed in the national tournament and its second-straight Region XXIII Championship as a sophomore in 2019-20
- Averaged 13.1 points, 6.5 rebounds and 1.3 assists shooting 56.4 percent
- Voted MVP at the 2017 district and regional tournament in high school
- Two-time UAA All-American on the summer hoops circuit

2020-21 GAME-BY-GAME STATISTICS

Opponent	Date	gs	min	Total		3-Pointers		Free throws		Rebounds				pf	a	t/o	blk	stl	pts	avg	
				fg-fga	pct	3fg-fga	pct	ft-fa	pct	off	def	tot	avg								
at Rice	12/13/20	*	25	5-9	.556	0-0	.000	1-1	1.000	4	3	7	7.0	3	3	2	0	0	11	11.0	
vs Our Lady of the Lake	12/15/20		18	6-6	1.000	0-0	.000	4-5	.800	1	3	4	5.5	0	0	2	1	0	16	13.5	
vs LeTourneau	12/17/20	*	18	6-7	.857	0-0	.000	1-2	.500	3	5	8	6.3	1	0	0	1	0	13	13.3	
at Boise State	12/21/20		dnp	-	-	-	-	-	-	-	-	-	-	-	-	-	-	-	-	-	
at Boise State	12/23/20		dnp	-	-	-	-	-	-	-	-	-	-	-	-	-	-	-	-	-	
NEVADA	12/31/20		dnp	-	-	-	-	-	-	-	-	-	-	-	-	-	-	-	-	-	
NEVADA	1/2/20		dnp	-	-	-	-	-	-	-	-	-	-	-	-	-	-	-	-	-	
UTAH STATE	1/7/20		dnp	-	-	-	-	-	-	-	-	-	-	-	-	-	-	-	-	-	
UTAH STATE	1/9/20		dnp	-	-	-	-	-	-	-	-	-	-	-	-	-	-	-	-	-	
at UNLV	1/14/20		dnp	-	-	-	-	-	-	-	-	-	-	-	-	-	-	-	-	-	
at UNLV	1/16/20		dnp	-	-	-	-	-	-	-	-	-	-	-	-	-	-	-	-	-	
SAN JOSE STATE	1/21/20		dnp	-	-	-	-	-	-	-	-	-	-	-	-	-	-	-	-	-	
SAN JOSE STATE	1/23/20		dnp	-	-	-	-	-	-	-	-	-	-	-	-	-	-	-	-	-	
at Fresno State	1/28/20		dnp	-	-	-	-	-	-	-	-	-	-	-	-	-	-	-	-	-	
at Fresno State	1/30/20		dnp	-	-	-	-	-	-	-	-	-	-	-	-	-	-	-	-	-	
SAN DIEGO STATE	2/3/20		dnp	-	-	-	-	-	-	-	-	-	-	-	-	-	-	-	-	-	
SAN DIEGO STATE	2/5/20		dnp	-	-	-	-	-	-	-	-	-	-	-	-	-	-	-	-	-	
at Colorado State	2/11/20		dnp	-	-	-	-	-	-	-	-	-	-	-	-	-	-	-	-	-	
at Colorado State	2/13/20		dnp	-	-	-	-	-	-	-	-	-	-	-	-	-	-	-	-	-	
WYOMING	2/17/20		dnp	-	-	-	-	-	-	-	-	-	-	-	-	-	-	-	-	-	
WYOMING	2/19/20		dnp	-	-	-	-	-	-	-	-	-	-	-	-	-	-	-	-	-	
at Air Force	2/22/20		dnp	-	-	-	-	-	-	-	-	-	-	-	-	-	-	-	-	-	
at Air Force	2/24/20		dnp	-	-	-	-	-	-	-	-	-	-	-	-	-	-	-	-	-	
Totals			2	61	17-22	.773	0-0	.000	6-8	.750	8	11	19	6.3	4	3	4	2	0	40	13.3

Games played: 3
 Minutes/game: 20.3
 Points/game: 13.3
 FG Pct: 77.3
 FT Pct: 75.0

Rebounds/game: 6.3
 Assists/game: 1.0
 Turnovers/game: 1.3
 Assist/turnover ratio: 0.8
 Blocks/game: 0.7

SEASON HIGHS

Points: 16 vs Our Lady of the Lake (12-15-20)
FG: 6 (2x) Last time vs LeTourneau (12-17-20)
FGA: 9 at Rice (12-13-20)
3FG: N/A
3FGA: N/A
FT: 4 vs Our Lady of the Lake (12-15-20)
FTA: 5 vs Our Lady of the Lake (12-15-20)
Rebounds: 8 vs LeTourneau (12-17-20)
Assists: 3 at Rice (12-13-20)
Blocks: 1 (2x) Last time vs LeTourneau (12-17-20)
Steals: N/A
Minutes Played: 25 at Rice (12-13-20)

CAREER HIGHS AT UNM

Points: 16 vs Our Lady of the Lake (12-15-20)
FG: 6 (2x) Last time vs LeTourneau (12-17-20)
FGA: 9 at Rice (12-13-20)
3FG: N/A
3FGA: N/A
FT: 4 vs Our Lady of the Lake (12-15-20)
FTA: 5 vs Our Lady of the Lake (12-15-20)
Rebounds: 8 vs LeTourneau (12-17-20)
Assists: 3 at Rice (12-13-20)
Blocks: 1 (2x) Last time vs LeTourneau (12-17-20)
Steals: N/A
Minutes Played: 25 at Rice (12-13-20)

CAREER STATISTICS

Season	gp-gs	min/avg	Total		3-Point		F-Throws		Rebounds				pf	fo	ast	to	blk	stl	Scoring	
			fg-fga	pct	fg-fga	pct	ft-fa	pct	off	def	tot	avg							pts	avg
2020-21	3-2	61/20.3	17-22	.773	0-0	.000	6-8	.750	8	11	19	6.3	4	0	3	4	2	0	40	13.3
TOTAL	3-2	61/20.3	17-22	.773	0-0	.000	6-8	.750	8	11	19	6.3	4	0	3	4	2	0	40	13.3



Makuach Maluach

6'5" | 190 - Senior - Guard/Forward
Sydney, Australia (Newington College)

10

NOTEWORTHY :

- Scored a career-high 26 points at Air Force on 2-10-18.
- Ranks 4th all-time in Lobo freshman scoring with 327 points in 2016-17.
- Played prep ball at Newington College in Stanmore, NSW, Australia
- Graduated in 2017
- Member of Australian Junior National Team in the FIBA U18 Oceania Championships.

2020-21 GAME-BY-GAME STATISTICS

Opponent	Date	gs	min	Total		3-Pointers		Free throws		Rebounds				pf	a	t/o	blk	stl	pts	avg
				fg-fga	pct	3fg-fga	pct	ft-fa	pct	off	def	tot	avg							
at Rice	12/13/20	*	29	8-14	.571	2-2	1.000	5-6	.833	6	6	12	12.0	1	1	2	0	0	23	23.0
vs Our Lady of the Lake	12/15/20	*	24	6-10	.600	2-3	.667	3-8	.375	1	5	6	9.0	1	0	0	2	3	17	20.0
vs LeTourneau	12/17/20	*	21	6-8	.750	0-0	.000	3-4	.750	4	8	12	10.0	1	3	1	1	0	15	18.3
at Boise State	12/21/20	dnp	-	-	-	-	-	-	-	-	-	-	-	-	-	-	-	-	-	-
at Boise State	12/23/20	dnp	-	-	-	-	-	-	-	-	-	-	-	-	-	-	-	-	-	-
NEVADA	12/31/20	dnp	-	-	-	-	-	-	-	-	-	-	-	-	-	-	-	-	-	-
NEVADA	1/2/20	dnp	-	-	-	-	-	-	-	-	-	-	-	-	-	-	-	-	-	-
UTAH STATE	1/7/20	dnp	-	-	-	-	-	-	-	-	-	-	-	-	-	-	-	-	-	-
UTAH STATE	1/9/20	dnp	-	-	-	-	-	-	-	-	-	-	-	-	-	-	-	-	-	-
at UNLV	1/14/20	dnp	-	-	-	-	-	-	-	-	-	-	-	-	-	-	-	-	-	-
at UNLV	1/16/20	dnp	-	-	-	-	-	-	-	-	-	-	-	-	-	-	-	-	-	-
SAN JOSE STATE	1/21/20	dnp	-	-	-	-	-	-	-	-	-	-	-	-	-	-	-	-	-	-
SAN JOSE STATE	1/23/20	dnp	-	-	-	-	-	-	-	-	-	-	-	-	-	-	-	-	-	-
at Fresno State	1/28/20	dnp	-	-	-	-	-	-	-	-	-	-	-	-	-	-	-	-	-	-
at Fresno State	1/30/20	dnp	-	-	-	-	-	-	-	-	-	-	-	-	-	-	-	-	-	-
SAN DIEGO STATE	2/3/20	dnp	-	-	-	-	-	-	-	-	-	-	-	-	-	-	-	-	-	-
SAN DIEGO STATE	2/5/20	dnp	-	-	-	-	-	-	-	-	-	-	-	-	-	-	-	-	-	-
at Colorado State	2/11/20	dnp	-	-	-	-	-	-	-	-	-	-	-	-	-	-	-	-	-	-
at Colorado State	2/13/20	dnp	-	-	-	-	-	-	-	-	-	-	-	-	-	-	-	-	-	-
WYOMING	2/17/20	dnp	-	-	-	-	-	-	-	-	-	-	-	-	-	-	-	-	-	-
WYOMING	2/19/20	dnp	-	-	-	-	-	-	-	-	-	-	-	-	-	-	-	-	-	-
at Air Force	2/22/20	dnp	-	-	-	-	-	-	-	-	-	-	-	-	-	-	-	-	-	-
at Air Force	2/24/20	dnp	-	-	-	-	-	-	-	-	-	-	-	-	-	-	-	-	-	-
Totals		3	74	20-32	.625	4-5	.800	11-18	.611	11	19	30	10.0	3	4	3	3	3	55	18.3

Games played: 3
Minutes/game: 24.7
Points/game: 18.3
FG Pct: 62.5
3FG Pct: 80.0
FT Pct: 61.1

Rebounds/game: 10.0
Assists/game: 1.3
Turnovers/game: 1.0
Assist/turnover ratio: 1.3
Steals/game: 1.0
Blocks/game: 1.0

SEASON HIGHS

CAREER HIGHS AT UNM

Points: 23 at Rice (12-13-20)
FG: 8 at Rice (12-13-20)
FGA: 14 at Rice (12-13-20)
3FG: 2 (2x) Last time vs Our Lady of the Lake (12-15-20)
3FGA: 3 vs Our Lady of the Lake (12-15-20)
FT: 5 at Rice (12-13-20)
FTA: 8 vs Our Lady of the Lake (12-15-20)
Rebounds: 12 (2x) Last time vs LeTourneau (12-17-20)
Assists: 3 vs LeTourneau (12-17-20)
Blocks: 2 vs Our Lady of the Lake (12-15-20)
Steals: 3 vs Our Lady of the Lake (12-15-20)
Minutes Played: 29 at Rice (12-13-20)

Points: 23 at Rice (12-13-20)
FG: 8 at Rice (12-13-20)
FGA: 14 at Rice (12-13-20)
3FG: 2 (2x) Last time vs Our Lady of the Lake (12-15-20)
3FGA: 3 vs Our Lady of the Lake (12-15-20)
FT: 5 at Rice (12-13-20)
FTA: 8 vs Our Lady of the Lake (12-15-20)
Rebounds: 12 (2x) Last time vs LeTourneau (12-17-20)
Assists: 3 vs LeTourneau (12-17-20)
Blocks: 2 vs Our Lady of the Lake (12-15-20)
Steals: 3 vs Our Lady of the Lake (12-15-20)
Minutes Played: 29 at Rice (12-13-20)

CAREER STATISTICS

Season	gp-gs	min/avg	fg-fga	pct	fg-fga	pct	ft-fa	pct	off	def	tot	avg	pf	fo	ast	to	blk	stl	pts	avg
2017-18	34-15	669/19.7	117-211	.555	29-63	.460	64-79	.810	37	48	85	2.5	82	3	33	43	8	19	327	9.6
2018-19	32-28	846/26.4	105-274	.383	44-134	.328	62-89	.697	33	94	127	4.0	71	2	60	60	16	21	316	9.9
2019-20	33-33	895/27.1	117-244	.480	29-93	.312	53-73	.726	41	92	133	4.0	58	0	38	46	13	27	316	9.6
2020-21	3-3	74/24.7	20-32	.625	4-5	.800	11-18	.611	11	19	30	10.0	3	0	4	3	3	3	55	18.3
TOTAL	102-79	2484/24.4	359-761	.472	106-295	.359	190-259	.734	122	253	375	3.7	214	5	135	152	40	70	1014	9.9



Jeremiah Francis II
 6'1" | 205 - Sophomore - Point Guard
 Columbus, Ohio (North Carolina)

11

NOTEWORTHY :

- Saw action in 16 games for the Tar Heels including three starts
- Scored in double figures twice while at UNC
- Named OCC Player of the Year in high school
- Named First Team All-OCC, First Team All-District, First Team All-Ohio
- Named to the Pickerington HS Honor Roll twice

2020-21 GAME-BY-GAME STATISTICS

Opponent	Date	gs	min	Total		3-Pointers		Free throws		Rebounds				pf	a	t/o	blk	stl	pts	avg	
				fg-fga	pct	3fg-fga	pct	ft-fta	pct	off	def	tot	avg								
at Rice	12/13/20	*	30	2-8	.250	0-4	.000	1-2	.500	0	2	2	2.0	2	2	0	0	3	5	5.0	
vs Our Lady of the Lake	12/15/20	*	19	2-13	.154	1-7	.143	1-1	1.000	0	2	2	2.0	1	4	1	0	1	6	5.5	
vs LeTourneau	12/17/20	*	13	1-3	.333	0-0	.000	0-0	.000	0	3	3	2.3	0	2	2	0	1	2	4.3	
at Boise State	12/21/20	dnp	-	-	-	-	-	-	-	-	-	-	-	-	-	-	-	-	-	-	
at Boise State	12/23/20	dnp	-	-	-	-	-	-	-	-	-	-	-	-	-	-	-	-	-	-	
NEVADA	12/31/20	dnp	-	-	-	-	-	-	-	-	-	-	-	-	-	-	-	-	-	-	
NEVADA	1/2/20	dnp	-	-	-	-	-	-	-	-	-	-	-	-	-	-	-	-	-	-	
UTAH STATE	1/7/20	dnp	-	-	-	-	-	-	-	-	-	-	-	-	-	-	-	-	-	-	
UTAH STATE	1/9/20	dnp	-	-	-	-	-	-	-	-	-	-	-	-	-	-	-	-	-	-	
at UNLV	1/14/20	dnp	-	-	-	-	-	-	-	-	-	-	-	-	-	-	-	-	-	-	
at UNLV	1/16/20	dnp	-	-	-	-	-	-	-	-	-	-	-	-	-	-	-	-	-	-	
SAN JOSE STATE	1/21/20	dnp	-	-	-	-	-	-	-	-	-	-	-	-	-	-	-	-	-	-	
SAN JOSE STATE	1/23/20	dnp	-	-	-	-	-	-	-	-	-	-	-	-	-	-	-	-	-	-	
at Fresno State	1/28/20	dnp	-	-	-	-	-	-	-	-	-	-	-	-	-	-	-	-	-	-	
at Fresno State	1/30/20	dnp	-	-	-	-	-	-	-	-	-	-	-	-	-	-	-	-	-	-	
SAN DIEGO STATE	2/3/20	dnp	-	-	-	-	-	-	-	-	-	-	-	-	-	-	-	-	-	-	
SAN DIEGO STATE	2/5/20	dnp	-	-	-	-	-	-	-	-	-	-	-	-	-	-	-	-	-	-	
at Colorado State	2/11/20	dnp	-	-	-	-	-	-	-	-	-	-	-	-	-	-	-	-	-	-	
at Colorado State	2/13/20	dnp	-	-	-	-	-	-	-	-	-	-	-	-	-	-	-	-	-	-	
WYOMING	2/17/20	dnp	-	-	-	-	-	-	-	-	-	-	-	-	-	-	-	-	-	-	
WYOMING	2/19/20	dnp	-	-	-	-	-	-	-	-	-	-	-	-	-	-	-	-	-	-	
at Air Force	2/22/20	dnp	-	-	-	-	-	-	-	-	-	-	-	-	-	-	-	-	-	-	
at Air Force	2/24/20	dnp	-	-	-	-	-	-	-	-	-	-	-	-	-	-	-	-	-	-	
Totals			3	62	5-24	.208	1-11	.091	2-3	.667	0	7	7	2.3	3	8	3	0	5	13	4.3

Games played: 3
 Minutes/game: 20.7
 Points/game: 4.3
 FG Pct: 20.8
 3FG Pct: 9.1
 FT Pct: 66.7

Rebounds/game: 2.3
 Assists/game: 2.7
 Turnovers/game: 1.0
 Assist/turnover ratio: 2.7
 Steals/game: 1.7

SEASON HIGHS

Points: 6 vs Our Lady of the Lake (12-15-20)
 FG: 2 (2x) Last time vs Our Lady of the Lake (12-15-20)
 FGA: 13 vs Our Lady of the Lake (12-15-20)
 3FG: 1 vs Our Lady of the Lake (12-15-20)
 3FGA: 7 vs Our Lady of the Lake (12-15-20)
 FT: 1 (2x) Last time vs Our Lady of the Lake (12-15-20)
 FTA: 2 at Rice (12-13-20)
 Rebounds: 3 vs LeTourneau (12-17-20)
 Assists: 4 vs Our Lady of the Lake (12-15-20)
 Blocks: N/A
 Steals: 3 at Rice (12-13-20)
 Minutes Played: 30 at Rice (12-13-20)

CAREER HIGHS AT UNM

Points: 6 vs Our Lady of the Lake (12-15-20)
 FG: 2 (2x) Last time vs Our Lady of the Lake (12-15-20)
 FGA: 13 vs Our Lady of the Lake (12-15-20)
 3FG: 1 vs Our Lady of the Lake (12-15-20)
 3FGA: 7 vs Our Lady of the Lake (12-15-20)
 FT: 1 (2x) Last time vs Our Lady of the Lake (12-15-20)
 FTA: 2 at Rice (12-13-20)
 Rebounds: 3 vs LeTourneau (12-17-20)
 Assists: 4 vs Our Lady of the Lake (12-15-20)
 Blocks: N/A
 Steals: 3 at Rice (12-13-20)
 Minutes Played: 30 at Rice (12-13-20)

CAREER STATISTICS

Season	gp-gs	min/avg	Total		3-Point		F-Throws		Rebounds				Scoring							
			fg-fga	pct	fg-fga	pct	ft-fta	pct	off	def	tot	avg	pf	fo	ast	to	blk	stl	pts	avg
2020-21	3-3	62/20.7	5-24	.208	1-11	.091	2-3	.667	0	7	7	2.3	3	0	8	3	0	5	13	4.3
TOTAL	3-3	62/20.7	5-24	.208	1-11	.091	2-3	.667	0	7	7	2.3	3	0	8	3	0	5	13	4.3



Daniel Headdings
 6'2" | 185 - Redshirt-Freshman - Guard
 Wasilla, Alaska (Wasilla HS)

12

NOTEWORTHY :

- Averaged 20.4 points, 3.0 assists and 3.0 rebounds per game as a senior in HS
- Helped lead his squad to a pair of regional championships and a state championship
- Has 11 siblings
- Hails from the same hometown as recent graduate and four-year Lobo Dane Kuiper
- Redshirted in 2019-20

2020-21 GAME-BY-GAME STATISTICS

Opponent	Date	gs	min	Total		3-Pointers		Free throws		Rebounds				pf	a	t/o	blk	stl	pts	avg
				fg-fga	pct	3fg-fga	pct	ft-fta	pct	off	def	tot	avg							
vs Our Lady of the Lake	12/15/20	2		0-0	.000	0-0	.000	0-0	.000	0	0	0	0.0	0	1	0	0	0	0	0.0
vs LeTourneau	12/17/20	3		1-1	1.000	0-0	.000	1-1	1.000	0	1	1	0.5	1	0	0	0	0	3	1.5
at Boise State	12/21/20	dnp		-	-	-	-	-	-	-	-	-	-	-	-	-	-	-	-	-
at Boise State	12/23/20	dnp		-	-	-	-	-	-	-	-	-	-	-	-	-	-	-	-	-
NEVADA	12/31/20	dnp		-	-	-	-	-	-	-	-	-	-	-	-	-	-	-	-	-
NEVADA	1/2/20	dnp		-	-	-	-	-	-	-	-	-	-	-	-	-	-	-	-	-
UTAH STATE	1/7/20	dnp		-	-	-	-	-	-	-	-	-	-	-	-	-	-	-	-	-
UTAH STATE	1/9/20	dnp		-	-	-	-	-	-	-	-	-	-	-	-	-	-	-	-	-
at UNLV	1/14/20	dnp		-	-	-	-	-	-	-	-	-	-	-	-	-	-	-	-	-
at UNLV	1/16/20	dnp		-	-	-	-	-	-	-	-	-	-	-	-	-	-	-	-	-
SAN JOSE STATE	1/21/20	dnp		-	-	-	-	-	-	-	-	-	-	-	-	-	-	-	-	-
SAN JOSE STATE	1/23/20	dnp		-	-	-	-	-	-	-	-	-	-	-	-	-	-	-	-	-
at Fresno State	1/28/20	dnp		-	-	-	-	-	-	-	-	-	-	-	-	-	-	-	-	-
at Fresno State	1/30/20	dnp		-	-	-	-	-	-	-	-	-	-	-	-	-	-	-	-	-
SAN DIEGO STATE	2/3/20	dnp		-	-	-	-	-	-	-	-	-	-	-	-	-	-	-	-	-
SAN DIEGO STATE	2/5/20	dnp		-	-	-	-	-	-	-	-	-	-	-	-	-	-	-	-	-
at Colorado State	2/11/20	dnp		-	-	-	-	-	-	-	-	-	-	-	-	-	-	-	-	-
at Colorado State	2/13/20	dnp		-	-	-	-	-	-	-	-	-	-	-	-	-	-	-	-	-
WYOMING	2/17/20	dnp		-	-	-	-	-	-	-	-	-	-	-	-	-	-	-	-	-
WYOMING	2/19/20	dnp		-	-	-	-	-	-	-	-	-	-	-	-	-	-	-	-	-
at Air Force	2/22/20	dnp		-	-	-	-	-	-	-	-	-	-	-	-	-	-	-	-	-
at Air Force	2/24/20	dnp		-	-	-	-	-	-	-	-	-	-	-	-	-	-	-	-	-
Totals		0	5	1-1	1.000	0-0	.000	1-1	1.000	0	1	1	0.5	1	1	0	0	0	3	1.5

Games played: 2
 Minutes/game: 2.5
 Points/game: 1.5
 FG Pct: 100.0
 FT Pct: 100.0

Rebounds/game: 0.5
 Assists/game: 0.5
 Assist/turnover ratio: 99.9

SEASON HIGHS

Points: 3 vs LeTourneau (12-17-20)
 FG: 1 vs LeTourneau (12-17-20)
 FGA: 1 vs LeTourneau (12-17-20)
 3FG: N/A
 3FGA: N/A
 FT: 1 vs LeTourneau (12-17-20)
 FTA: 1 vs LeTourneau (12-17-20)
 Rebounds: 1 vs LeTourneau (12-17-20)
 Assists: 1 vs Our Lady of the Lake (12-15-20)
 Blocks: N/A
 Steals: N/A
 Minutes Played: 3 vs LeTourneau (12-17-20)

CAREER HIGHS AT UNM

Points: 3 vs LeTourneau (12-17-20)
 FG: 1 vs LeTourneau (12-17-20)
 FGA: 1 vs LeTourneau (12-17-20)
 3FG: N/A
 3FGA: N/A
 FT: 1 vs LeTourneau (12-17-20)
 FTA: 1 vs LeTourneau (12-17-20)
 Rebounds: 1 vs LeTourneau (12-17-20)
 Assists: 1 vs Our Lady of the Lake (12-15-20)
 Blocks: N/A
 Steals: N/A
 Minutes Played: 3 vs LeTourneau (12-17-20)

CAREER STATISTICS

Season	gp-gs	min/avg	Total		3-Point		F-Throws		Rebounds				Scoring							
			fg-fga	pct	fg-fga	pct	ft-fta	pct	off	def	tot	avg	pf	fo	ast	to	blk	stl	pts	avg
2020-21	2-0	5/2.5	1-1	1.000	0-0	.000	1-1	1.000	0	1	1	0.5	1	0	1	0	0	0	3	1.5
TOTAL	2-0	5/2.5	1-1	1.000	0-0	.000	1-1	1.000	0	1	1	0.5	1	0	1	0	0	0	3	1.5



Javonté Johnson
 6'6" | 190 - Freshman - Guard
 Colorado Springs, Colo. (Cheyenne Mountain HS)

13

NOTEWORTHY :

- Named First Team All-State at Cheyenne Mountain HS
- Adidas National Qualifier
- Averaged 22.4 points, 9.6 rebounds and 1.8 steals per game as a junior

2020-21 GAME-BY-GAME STATISTICS

Opponent	Date	gs	min	Total		3-Pointers		Free throws		Rebounds				pf	a	t/o	blk	stl	pts	avg
				fg-fga	pct	3fg-fga	pct	ft-fta	pct	off	def	tot	avg							
at Rice	12/13/20	9		1-3	.333	0-2	.000	0-0	.000	0	0	0	0.0	1	0	0	0	1	2	2.0
vs Our Lady of the Lake	12/15/20	12		3-3	1.000	1-1	1.000	0-0	.000	0	1	1	0.5	0	2	0	0	1	7	4.5
vs LeTourneau	12/17/20	10		1-4	.250	0-1	.000	2-4	.500	2	1	3	1.3	0	1	0	0	1	4	4.3
at Boise State	12/21/20	dnp		-	-	-	-	-	-	-	-	-	-	-	-	-	-	-	-	-
at Boise State	12/23/20	dnp		-	-	-	-	-	-	-	-	-	-	-	-	-	-	-	-	-
NEVADA	12/31/20	dnp		-	-	-	-	-	-	-	-	-	-	-	-	-	-	-	-	-
NEVADA	1/2/20	dnp		-	-	-	-	-	-	-	-	-	-	-	-	-	-	-	-	-
UTAH STATE	1/7/20	dnp		-	-	-	-	-	-	-	-	-	-	-	-	-	-	-	-	-
UTAH STATE	1/9/20	dnp		-	-	-	-	-	-	-	-	-	-	-	-	-	-	-	-	-
at UNLV	1/14/20	dnp		-	-	-	-	-	-	-	-	-	-	-	-	-	-	-	-	-
at UNLV	1/16/20	dnp		-	-	-	-	-	-	-	-	-	-	-	-	-	-	-	-	-
SAN JOSE STATE	1/21/20	dnp		-	-	-	-	-	-	-	-	-	-	-	-	-	-	-	-	-
SAN JOSE STATE	1/23/20	dnp		-	-	-	-	-	-	-	-	-	-	-	-	-	-	-	-	-
at Fresno State	1/28/20	dnp		-	-	-	-	-	-	-	-	-	-	-	-	-	-	-	-	-
at Fresno State	1/30/20	dnp		-	-	-	-	-	-	-	-	-	-	-	-	-	-	-	-	-
SAN DIEGO STATE	2/3/20	dnp		-	-	-	-	-	-	-	-	-	-	-	-	-	-	-	-	-
SAN DIEGO STATE	2/5/20	dnp		-	-	-	-	-	-	-	-	-	-	-	-	-	-	-	-	-
at Colorado State	2/11/20	dnp		-	-	-	-	-	-	-	-	-	-	-	-	-	-	-	-	-
at Colorado State	2/13/20	dnp		-	-	-	-	-	-	-	-	-	-	-	-	-	-	-	-	-
WYOMING	2/17/20	dnp		-	-	-	-	-	-	-	-	-	-	-	-	-	-	-	-	-
WYOMING	2/19/20	dnp		-	-	-	-	-	-	-	-	-	-	-	-	-	-	-	-	-
at Air Force	2/22/20	dnp		-	-	-	-	-	-	-	-	-	-	-	-	-	-	-	-	-
at Air Force	2/24/20	dnp		-	-	-	-	-	-	-	-	-	-	-	-	-	-	-	-	-
Totals		0	31	5-10	.500	1-4	.250	2-4	.500	2	2	4	1.3	1	3	0	0	3	13	4.3

Games played: 3
 Minutes/game: 10.3
 Points/game: 4.3
 FG Pct: 50.0
 3FG Pct: 25.0
 FT Pct: 50.0

Rebounds/game: 1.3
 Assists/game: 1.0
 Assist/turnover ratio: 99.9
 Steals/game: 1.0

SEASON HIGHS

Points: 7 vs Our Lady of the Lake (12-15-20)
FG: 3 vs Our Lady of the Lake (12-15-20)
FGA: 3 (2x) Last time vs Our Lady of the Lake (12-15-20)
3FG: 1 vs Our Lady of the Lake (12-15-20)
3FGA: 2 at Rice (12-13-20)
FT: 2 vs LeTourneau (12-17-20)
FTA: 4 vs LeTourneau (12-17-20)
Rebounds: 3 vs LeTourneau (12-17-20)
Assists: 2 vs Our Lady of the Lake (12-15-20)
Blocks: N/A
Steals: 1 (3x) Last time vs LeTourneau (12-17-20)
Minutes Played: 12 vs Our Lady of the Lake (12-15-20)

CAREER HIGHS AT UNM

Points: 7 vs Our Lady of the Lake (12-15-20)
FG: 3 vs Our Lady of the Lake (12-15-20)
FGA: 3 (2x) Last time vs Our Lady of the Lake (12-15-20)
3FG: 1 vs Our Lady of the Lake (12-15-20)
3FGA: 2 at Rice (12-13-20)
FT: 2 vs LeTourneau (12-17-20)
FTA: 4 vs LeTourneau (12-17-20)
Rebounds: 3 vs LeTourneau (12-17-20)
Assists: 2 vs Our Lady of the Lake (12-15-20)
Blocks: N/A
Steals: 1 (3x) Last time vs LeTourneau (12-17-20)
Minutes Played: 12 vs Our Lady of the Lake (12-15-20)

CAREER STATISTICS

Season	gp-gs	min/avg	Total		3-Point		F-Throws		Rebounds				Scoring							
			fg-fga	pct	fg-fga	pct	ft-fta	pct	off	def	tot	avg	pf	fo	ast	to	blk	stl	pts	avg
2020-21	3-0	31/10.3	5-10	.500	1-4	.250	2-4	.500	2	2	4	1.3	1	0	3	0	0	3	13	4.3
TOTAL	3-0	31/10.3	5-10	.500	1-4	.250	2-4	.500	2	2	4	1.3	1	0	3	0	0	3	13	4.3



Logan Padgett

14

6'7" | 210 - Sophomore - Forward
Homewood, Ala. (Samford)

NOTEWORTHY :

- Competed in 33 games as a freshman at Samford, starting eight
- Averaged 17.6 minutes posting 3.3 rebounds and 2.4 points per game
- Helped his HS team to area, regional and state championships in 2016
- Averaged 18.0 points, 11.0 rebounds and 2.0 assists per game as a senior
- Averaged 14.0 points, 2.0 assists and 10.0 rebounds in his HS career
- 2x All-Area, 2x All-Area Tournament
- Also lettered in football

2020-21 GAME-BY-GAME STATISTICS

Opponent	Date	gs	min	Total		3-Pointers		Free throws		Rebounds				pf	a	t/o	blk	stl	pts	avg	
				fg-fga	pct	3fg-fga	pct	ft-fa	pct	off	def	tot	avg								
vs Our Lady of the Lake	12/15/20		4	0-1	.000	0-0	.000	0-0	.000	1	0	1	1.0	0	1	0	0	1	0	0.0	
vs LeTourneau	12/17/20		9	3-4	.750	1-1	1.000	0-0	.000	1	1	2	1.5	0	0	0	0	7	3.5		
at Boise State	12/21/20		dnp	-	-	-	-	-	-	-	-	-	-	-	-	-	-	-	-		
at Boise State	12/23/20		dnp	-	-	-	-	-	-	-	-	-	-	-	-	-	-	-	-		
NEVADA	12/31/20		dnp	-	-	-	-	-	-	-	-	-	-	-	-	-	-	-	-		
NEVADA	1/2/20		dnp	-	-	-	-	-	-	-	-	-	-	-	-	-	-	-	-		
UTAH STATE	1/7/20		dnp	-	-	-	-	-	-	-	-	-	-	-	-	-	-	-	-		
UTAH STATE	1/9/20		dnp	-	-	-	-	-	-	-	-	-	-	-	-	-	-	-	-		
at UNLV	1/14/20		dnp	-	-	-	-	-	-	-	-	-	-	-	-	-	-	-	-		
at UNLV	1/16/20		dnp	-	-	-	-	-	-	-	-	-	-	-	-	-	-	-	-		
SAN JOSE STATE	1/21/20		dnp	-	-	-	-	-	-	-	-	-	-	-	-	-	-	-	-		
SAN JOSE STATE	1/23/20		dnp	-	-	-	-	-	-	-	-	-	-	-	-	-	-	-	-		
at Fresno State	1/28/20		dnp	-	-	-	-	-	-	-	-	-	-	-	-	-	-	-	-		
at Fresno State	1/30/20		dnp	-	-	-	-	-	-	-	-	-	-	-	-	-	-	-	-		
SAN DIEGO STATE	2/3/20		dnp	-	-	-	-	-	-	-	-	-	-	-	-	-	-	-	-		
SAN DIEGO STATE	2/5/20		dnp	-	-	-	-	-	-	-	-	-	-	-	-	-	-	-	-		
at Colorado State	2/11/20		dnp	-	-	-	-	-	-	-	-	-	-	-	-	-	-	-	-		
at Colorado State	2/13/20		dnp	-	-	-	-	-	-	-	-	-	-	-	-	-	-	-	-		
WYOMING	2/17/20		dnp	-	-	-	-	-	-	-	-	-	-	-	-	-	-	-	-		
WYOMING	2/19/20		dnp	-	-	-	-	-	-	-	-	-	-	-	-	-	-	-	-		
at Air Force	2/22/20		dnp	-	-	-	-	-	-	-	-	-	-	-	-	-	-	-	-		
at Air Force	2/24/20		dnp	-	-	-	-	-	-	-	-	-	-	-	-	-	-	-	-		
Totals			0	13	3-5	.600	1-1	1.000	0-0	.000	2	1	3	1.5	0	1	0	0	1	7	3.5

Games played: 2
Minutes/game: 6.5
Points/game: 3.5
FG Pct: 60.0
3FG Pct: 100.0

Rebounds/game: 1.5
Assists/game: 0.5
Assist/turnover ratio: 99.9
Steals/game: 0.5

SEASON HIGHS

CAREER HIGHS AT UNM

Points: 7 vs LeTourneau (12-17-20)
FG: 3 vs LeTourneau (12-17-20)
FGA: 4 vs LeTourneau (12-17-20)
3FG: 1 vs LeTourneau (12-17-20)
3FGA: 1 vs LeTourneau (12-17-20)
FT: N/A
FTA: N/A
Rebounds: 2 vs LeTourneau (12-17-20)
Assists: 1 vs Our Lady of the Lake (12-15-20)
Blocks: N/A
Steals: 1 vs Our Lady of the Lake (12-15-20)
Minutes Played: 9 vs LeTourneau (12-17-20)

Points: 7 vs LeTourneau (12-17-20)
FG: 3 vs LeTourneau (12-17-20)
FGA: 4 vs LeTourneau (12-17-20)
3FG: 1 vs LeTourneau (12-17-20)
3FGA: 1 vs LeTourneau (12-17-20)
FT: N/A
FTA: N/A
Rebounds: 2 vs LeTourneau (12-17-20)
Assists: 1 vs Our Lady of the Lake (12-15-20)
Blocks: N/A
Steals: 1 vs Our Lady of the Lake (12-15-20)
Minutes Played: 9 vs LeTourneau (12-17-20)

CAREER STATISTICS

Season	gp-gs	min/avg	Total		3-Point		F-Throws		Rebounds				Scoring							
			fg-fga	pct	fg-fga	pct	ft-fa	pct	off	def	tot	avg	pf	fo	ast	to	blk	stl	pts	avg
2020-21	2-0	13/6.5	3-5	.600	1-1	1.000	0-0	.000	2	1	3	1.5	0	0	1	0	0	1	7	3.5
TOTAL	2-0	13/6.5	3-5	.600	1-1	1.000	0-0	.000	2	1	3	1.5	0	0	1	0	0	1	7	3.5



Clay Patterson
20
 6'1" | 180 - Redshirt-Junior - Guard
 Rio Rancho, N.M. (Rio Rancho HS/Fort Lewis)

NOTEWORTHY :

- 2016 New Mexico Gatorade Player of the Year while at Rio Rancho
- Mr. Basketball 2016
- Helped Rio Rancho to New Mexico State Championship in 2016
- New Mexico State Tournament MVP in 2016
- USA Today New Mexico First Team
- Three-time All-District Academic Team honoree

2020-21 GAME-BY-GAME STATISTICS

Opponent	Date	gs	min	Total		3-Pointers		Free throws		Rebounds				pf	a	t/o	blk	stl	pts	avg	
				fg-fga	pct	3fg-fga	pct	ft-fa	pct	off	def	tot	avg								
at Rice	12/13/20		2	0-0	.000	0-0	.000	0-0	.000	0	0	0	0.0	0	0	0	0	0	0	0.0	
vs Our Lady of the Lake	12/15/20		7	1-1	1.000	1-1	1.000	0-0	.000	0	0	0	0.0	1	1	0	0	0	3	1.5	
vs LeTourneau	12/17/20		7	0-3	.000	0-2	.000	0-0	.000	0	2	2	0.7	2	1	1	0	0	0	1.0	
at Boise State	12/21/20		dnp	-	-	-	-	-	-	-	-	-	-	-	-	-	-	-	-	-	
at Boise State	12/23/20		dnp	-	-	-	-	-	-	-	-	-	-	-	-	-	-	-	-	-	
NEVADA	12/31/20		dnp	-	-	-	-	-	-	-	-	-	-	-	-	-	-	-	-	-	
NEVADA	1/2/20		dnp	-	-	-	-	-	-	-	-	-	-	-	-	-	-	-	-	-	
UTAH STATE	1/7/20		dnp	-	-	-	-	-	-	-	-	-	-	-	-	-	-	-	-	-	
UTAH STATE	1/9/20		dnp	-	-	-	-	-	-	-	-	-	-	-	-	-	-	-	-	-	
at UNLV	1/14/20		dnp	-	-	-	-	-	-	-	-	-	-	-	-	-	-	-	-	-	
at UNLV	1/16/20		dnp	-	-	-	-	-	-	-	-	-	-	-	-	-	-	-	-	-	
SAN JOSE STATE	1/21/20		dnp	-	-	-	-	-	-	-	-	-	-	-	-	-	-	-	-	-	
SAN JOSE STATE	1/23/20		dnp	-	-	-	-	-	-	-	-	-	-	-	-	-	-	-	-	-	
at Fresno State	1/28/20		dnp	-	-	-	-	-	-	-	-	-	-	-	-	-	-	-	-	-	
at Fresno State	1/30/20		dnp	-	-	-	-	-	-	-	-	-	-	-	-	-	-	-	-	-	
SAN DIEGO STATE	2/3/20		dnp	-	-	-	-	-	-	-	-	-	-	-	-	-	-	-	-	-	
SAN DIEGO STATE	2/5/20		dnp	-	-	-	-	-	-	-	-	-	-	-	-	-	-	-	-	-	
at Colorado State	2/11/20		dnp	-	-	-	-	-	-	-	-	-	-	-	-	-	-	-	-	-	
at Colorado State	2/13/20		dnp	-	-	-	-	-	-	-	-	-	-	-	-	-	-	-	-	-	
WYOMING	2/17/20		dnp	-	-	-	-	-	-	-	-	-	-	-	-	-	-	-	-	-	
WYOMING	2/19/20		dnp	-	-	-	-	-	-	-	-	-	-	-	-	-	-	-	-	-	
at Air Force	2/22/20		dnp	-	-	-	-	-	-	-	-	-	-	-	-	-	-	-	-	-	
at Air Force	2/24/20		dnp	-	-	-	-	-	-	-	-	-	-	-	-	-	-	-	-	-	
Totals			0	16	1-4	.250	1-3	.333	0-0	.000	0	2	2	0.7	3	2	1	0	0	3	1.0

Games played: 3
 Minutes/game: 5.3
 Points/game: 1.0
 FG Pct: 25.0

Rebounds/game: 0.7
 Assists/game: 0.7
 Turnovers/game: 0.3
 Assist/turnover ratio: 2.0

SEASON HIGHS

Points: 3 vs Our Lady of the Lake (12-15-20)
FG: 1 vs Our Lady of the Lake (12-15-20)
FGA: 3 vs LeTourneau (12-17-20)
3FG: 1 vs Our Lady of the Lake (12-15-20)
3FGA: 2 vs LeTourneau (12-17-20)
FT: N/A
FTA: N/A
Rebounds: 2 vs LeTourneau (12-17-20)
Assists: 1 (2x) Last time vs LeTourneau (12-17-20)
Blocks: N/A
Steals: N/A
Minutes Played: 7 (2x) Last time vs LeTourneau (12-17-20)

CAREER HIGHS AT UNM

Points: 4 vs San José State (1-21-20)
FG: 1 vs Our Lady of the Lake (12-15-20)
FGA: 3 (2x) Last time vs LeTourneau (12-17-20)
3FG: 1 vs Our Lady of the Lake (12-15-20)
3FGA: 2 (2x) Last time vs LeTourneau (12-17-20)
FT: 4 vs San José State (1-21-20)
FTA: 4 vs San José State (1-21-20)
Rebounds: 2 (2x) Last time vs LeTourneau (12-17-20)
Assists: 1 (6x) Last time vs LeTourneau (12-17-20)
Blocks: N/A
Steals: N/A
Minutes Played: 7 vs LeTourneau (12-17-20)

CAREER STATISTICS

Season	gp-gs	min/avg	Total		3-Point		F-Throws		Rebounds				Scoring							
			fg-fga	pct	fg-fga	pct	ft-fa	pct	off	def	tot	avg	pf	fo	ast	to	blk	stl	pts	avg
2018-19	3-0	13/4.3	0-4	.000	0-3	.000	2-2	1.000	1	2	3	1.0	0	0	1	0	0	0	2	0.7
2019-20	9-0	21/2.3	0-2	.000	0-2	.000	6-6	1.000	0	3	3	0.3	1	0	3	1	0	1	6	0.7
2020-21	3-0	16/5.3	1-4	.250	1-3	.333	0-0	.000	0	2	2	0.7	3	0	2	1	0	0	3	1.0
TOTAL	15-0	50/3.3	1-10	.100	1-8	.125	8-8	1.000	1	7	8	0.5	4	0	6	2	0	1	11	0.7



Nolan Dorsey
 6'5" | 185 - Freshman - Point Guard
 Knightdale, N.C., (Milbrook HS)

21

NOTEWORTHY :

- Helped his Milbrook HS squad to the conference championship in 2018
- Named All-Conference as a junior
- Averaged over 10 assists per game in the summer of 2019 for Big Shots Elite NC
- Honor Roll recipient at Milbrook HS

2020-21 GAME-BY-GAME STATISTICS

Opponent	Date	qs	min	Total		3-Pointers		Free throws		Rebounds				pts	avg						
				fg-fga	pct	3fg-fga	pct	ft-fta	pct	off	def	tot	avg			pf	a	t/o	blk	stl	
vs Our Lady of the Lake	12/15/20	3		0-0	.000	0-0	.000	0-0	.000	0	0	0	0.0	0	0	1	0	0	0	0	0.0
vs LeTourneau	12/17/20	10		0-2	.000	0-1	.000	0-0	.000	0	1	1	0.5	0	1	0	0	0	0	0	0.0
at Boise State	12/21/20	dnp		-	-	-	-	-	-	-	-	-	-	-	-	-	-	-	-	-	-
at Boise State	12/23/20	dnp		-	-	-	-	-	-	-	-	-	-	-	-	-	-	-	-	-	-
NEVADA	12/31/20	dnp		-	-	-	-	-	-	-	-	-	-	-	-	-	-	-	-	-	-
NEVADA	1/2/20	dnp		-	-	-	-	-	-	-	-	-	-	-	-	-	-	-	-	-	-
UTAH STATE	1/7/20	dnp		-	-	-	-	-	-	-	-	-	-	-	-	-	-	-	-	-	-
UTAH STATE	1/9/20	dnp		-	-	-	-	-	-	-	-	-	-	-	-	-	-	-	-	-	-
at UNLV	1/14/20	dnp		-	-	-	-	-	-	-	-	-	-	-	-	-	-	-	-	-	-
at UNLV	1/16/20	dnp		-	-	-	-	-	-	-	-	-	-	-	-	-	-	-	-	-	-
SAN JOSE STATE	1/21/20	dnp		-	-	-	-	-	-	-	-	-	-	-	-	-	-	-	-	-	-
SAN JOSE STATE	1/23/20	dnp		-	-	-	-	-	-	-	-	-	-	-	-	-	-	-	-	-	-
at Fresno State	1/28/20	dnp		-	-	-	-	-	-	-	-	-	-	-	-	-	-	-	-	-	-
at Fresno State	1/30/20	dnp		-	-	-	-	-	-	-	-	-	-	-	-	-	-	-	-	-	-
SAN DIEGO STATE	2/3/20	dnp		-	-	-	-	-	-	-	-	-	-	-	-	-	-	-	-	-	-
SAN DIEGO STATE	2/5/20	dnp		-	-	-	-	-	-	-	-	-	-	-	-	-	-	-	-	-	-
at Colorado State	2/11/20	dnp		-	-	-	-	-	-	-	-	-	-	-	-	-	-	-	-	-	-
at Colorado State	2/13/20	dnp		-	-	-	-	-	-	-	-	-	-	-	-	-	-	-	-	-	-
WYOMING	2/17/20	dnp		-	-	-	-	-	-	-	-	-	-	-	-	-	-	-	-	-	-
WYOMING	2/19/20	dnp		-	-	-	-	-	-	-	-	-	-	-	-	-	-	-	-	-	-
at Air Force	2/22/20	dnp		-	-	-	-	-	-	-	-	-	-	-	-	-	-	-	-	-	-
at Air Force	2/24/20	dnp		-	-	-	-	-	-	-	-	-	-	-	-	-	-	-	-	-	-
Totals			0	13	0-2	.000	0-1	.000	0-0	.000	0	1	1	0.5	0	1	1	0	0	0	0.0

Games played: 2
 Minutes/game: 6.5
 FG Pct: 0.0
 3FG Pct: 0.0

Rebounds/game: 0.5
 Assists/game: 0.5
 Turnovers/game: 0.5
 Assist/turnover ratio: 1.0

SEASON HIGHS

Points: N/A
 FG: 0
 FGA: 2 vs LeTourneau (12-17-20)
 3FG: 0
 3FGA: 1 vs LeTourneau (12-17-20)
 FT: N/A
 FTA: N/A
 Rebounds: 1 vs LeTourneau (12-17-20)
 Assists: 1 vs LeTourneau (12-17-20)
 Blocks: N/A
 Steals: N/A
 Minutes Played: 10 vs LeTourneau (12-17-20)

CAREER HIGHS AT UNM

Points: N/A
 FG: 0
 FGA: 2 vs LeTourneau (12-17-20)
 3FG: 0
 3FGA: 1 vs LeTourneau (12-17-20)
 FT: N/A
 FTA: N/A
 Rebounds: 1 vs LeTourneau (12-17-20)
 Assists: 1 vs LeTourneau (12-17-20)
 Blocks: N/A
 Steals: N/A
 Minutes Played: 10 vs LeTourneau (12-17-20)

CAREER STATISTICS

Season	gp-gs	min/avg	Total		3-Point		F-Throws		Rebounds				Scoring								
			fg-fga	pct	fg-fga	pct	ft-fta	pct	off	def	tot	avg	pf	fo	ast	to	blk	stl	pts	avg	
2020-21	2-0	13/6.5	0-2	.000	0-1	.000	0-0	.000	0	1	1	0.5	0	0	1	1	0	0	0	0	0.0
TOTAL	2-0	13/6.5	0-2	.000	0-1	.000	0-0	.000	0	1	1	0.5	0	0	1	1	0	0	0	0	0.0



Valdir Manuel
 6'10" | 225 - Junior - Forward
 Luanda, Angola (Harcum College)

22

NOTEWORTHY :

- Named to the 2018-19 NCJAA All-American Second Team
- Averaged 21.0 points and 11.0 rebounds per contest in 2019-20
- Finished at Harcum 12th all-time in scoring with 769 points, third in rebounds (504), fourth in career blocked shots (107)
- Helped The Patrick School to the 2017 State Tournament of Champions title
- Competed in the U17 FIBA World Cup
- Helped his U20 Angola National Team to a gold medal in the Afrobasket Championships

2020-21 GAME-BY-GAME STATISTICS

Opponent	Date	gs	min	Total		3-Pointers		Free throws		Rebounds				pf	a	t/o	blk	stl	pts	avg
				fg-fga	pct	3fg-fga	pct	ft-fa	pct	off	def	tot	avg							
at Rice	12/13/20	13		4-11	.364	1-3	.333	0-0	.000	3	3	6	6.0	2	0	2	0	1	9	9.0
vs Our Lady of the Lake	12/15/20	17		5-5	1.000	0-0	.000	1-2	.500	1	5	6	6.0	1	2	1	1	0	11	10.0
vs LeTourneau	12/17/20	*	15	4-13	.308	0-1	.000	0-0	.000	4	3	7	6.3	0	1	2	1	0	8	9.3
at Boise State	12/21/20	dnp		-	-	-	-	-	-	-	-	-	-	-	-	-	-	-	-	-
at Boise State	12/23/20	dnp		-	-	-	-	-	-	-	-	-	-	-	-	-	-	-	-	-
NEVADA	12/31/20	dnp		-	-	-	-	-	-	-	-	-	-	-	-	-	-	-	-	-
NEVADA	1/2/20	dnp		-	-	-	-	-	-	-	-	-	-	-	-	-	-	-	-	-
UTAH STATE	1/7/20	dnp		-	-	-	-	-	-	-	-	-	-	-	-	-	-	-	-	-
UTAH STATE	1/9/20	dnp		-	-	-	-	-	-	-	-	-	-	-	-	-	-	-	-	-
at UNLV	1/14/20	dnp		-	-	-	-	-	-	-	-	-	-	-	-	-	-	-	-	-
at UNLV	1/16/20	dnp		-	-	-	-	-	-	-	-	-	-	-	-	-	-	-	-	-
SAN JOSE STATE	1/21/20	dnp		-	-	-	-	-	-	-	-	-	-	-	-	-	-	-	-	-
SAN JOSE STATE	1/23/20	dnp		-	-	-	-	-	-	-	-	-	-	-	-	-	-	-	-	-
at Fresno State	1/28/20	dnp		-	-	-	-	-	-	-	-	-	-	-	-	-	-	-	-	-
at Fresno State	1/30/20	dnp		-	-	-	-	-	-	-	-	-	-	-	-	-	-	-	-	-
SAN DIEGO STATE	2/3/20	dnp		-	-	-	-	-	-	-	-	-	-	-	-	-	-	-	-	-
SAN DIEGO STATE	2/5/20	dnp		-	-	-	-	-	-	-	-	-	-	-	-	-	-	-	-	-
at Colorado State	2/11/20	dnp		-	-	-	-	-	-	-	-	-	-	-	-	-	-	-	-	-
at Colorado State	2/13/20	dnp		-	-	-	-	-	-	-	-	-	-	-	-	-	-	-	-	-
WYOMING	2/17/20	dnp		-	-	-	-	-	-	-	-	-	-	-	-	-	-	-	-	-
WYOMING	2/19/20	dnp		-	-	-	-	-	-	-	-	-	-	-	-	-	-	-	-	-
at Air Force	2/22/20	dnp		-	-	-	-	-	-	-	-	-	-	-	-	-	-	-	-	-
at Air Force	2/24/20	dnp		-	-	-	-	-	-	-	-	-	-	-	-	-	-	-	-	-
Totals		1	45	13-29	.448	1-4	.250	1-2	.500	8	11	19	6.3	3	3	5	2	1	28	9.3

Games played: 3
 Minutes/game: 15.0
 Points/game: 9.3
 FG Pct: 44.8
 3FG Pct: 25.0
 FT Pct: 50.0

Rebounds/game: 6.3
 Assists/game: 1.0
 Turnovers/game: 1.7
 Assist/turnover ratio: 0.6
 Steals/game: 0.3
 Blocks/game: 0.7

SEASON HIGHS

Points: 11 vs Our Lady of the Lake (12-15-20)
FG: 5 vs Our Lady of the Lake (12-15-20)
FGA: 13 vs LeTourneau (12-17-20)
3FG: 1 at Rice (12-13-20)
3FGA: 3 at Rice (12-13-20)
FT: 1 vs Our Lady of the Lake (12-15-20)
FTA: 2 vs Our Lady of the Lake (12-15-20)
Rebounds: 7 vs LeTourneau (12-17-20)
Assists: 1 vs Our Lady of the Lake (12-15-20)
Blocks: 1 (2x) Last time vs LeTourneau (12-17-20)
Steals: 1 at Rice (12-13-20)
Minutes Played: 17 vs Our Lady of the Lake (12-15-20)

CAREER HIGHS AT UNM

Points: 11 vs Our Lady of the Lake (12-15-20)
FG: 5 vs Our Lady of the Lake (12-15-20)
FGA: 13 vs LeTourneau (12-17-20)
3FG: 1 at Rice (12-13-20)
3FGA: 3 at Rice (12-13-20)
FT: 1 vs Our Lady of the Lake (12-15-20)
FTA: 2 vs Our Lady of the Lake (12-15-20)
Rebounds: 7 vs LeTourneau (12-17-20)
Assists: 1 vs Our Lady of the Lake (12-15-20)
Blocks: 1 (2x) Last time vs LeTourneau (12-17-20)
Steals: 1 at Rice (12-13-20)
Minutes Played: 17 vs Our Lady of the Lake (12-15-20)

CAREER STATISTICS

Season	gp-gs	min/avg	Total		3-Point		F-Throws		Rebounds				Scoring							
			fg-fga	pct	fg-fga	pct	ft-fa	pct	off	def	tot	avg	pf	fo	ast	to	blk	stl	pts	avg
2020-21	3-1	45/15.0	13-29	.448	1-4	.250	1-2	.500	8	11	19	6.3	3	0	3	5	2	1	28	9.3
TOTAL	3-1	45/15.0	13-29	.448	1-4	.250	1-2	.500	8	11	19	6.3	3	0	3	5	2	1	28	9.3



Eloy Medina
 6'3" | 180 - Freshman - Guard
 Albuquerque, N.M. (West Mesa HS)

23

NOTEWORTHY :

- Averaged 20.7 points, 5.6 rebounds and 1.5 assists at West Mesa HS
- 4x First Team All-District honoree
- Named to the All-Metro Third Team
- Also competed for NM Slam and PB Nation where he helped his squad to a national championship

2020-21 GAME-BY-GAME STATISTICS

Opponent	Date	gs	min	Total		3-Pointers		Free throws		Rebounds				pf	a	t/o	blk	stl	pts	avg
				fg-fga	pct	3fg-fga	pct	ft-fta	pct	off	def	tot	avg							
vs Our Lady of the Lake	12/15/20	3		0-2	.000	0-2	.000	0-0	.000	0	1	1	1.0	0	0	0	0	0	0	0.0
vs LeTourneau	12/17/20	2		0-0	.000	0-0	.000	0-0	.000	0	0	0	0.5	0	0	0	0	0	0.0	
at Boise State	12/21/20	dnp		-	-	-	-	-	-	-	-	-	-	-	-	-	-	-	-	
at Boise State	12/23/20	dnp		-	-	-	-	-	-	-	-	-	-	-	-	-	-	-	-	
NEVADA	12/31/20	dnp		-	-	-	-	-	-	-	-	-	-	-	-	-	-	-	-	
NEVADA	1/2/20	dnp		-	-	-	-	-	-	-	-	-	-	-	-	-	-	-	-	
UTAH STATE	1/7/20	dnp		-	-	-	-	-	-	-	-	-	-	-	-	-	-	-	-	
UTAH STATE	1/9/20	dnp		-	-	-	-	-	-	-	-	-	-	-	-	-	-	-	-	
at UNLV	1/14/20	dnp		-	-	-	-	-	-	-	-	-	-	-	-	-	-	-	-	
at UNLV	1/16/20	dnp		-	-	-	-	-	-	-	-	-	-	-	-	-	-	-	-	
SAN JOSE STATE	1/21/20	dnp		-	-	-	-	-	-	-	-	-	-	-	-	-	-	-	-	
SAN JOSE STATE	1/23/20	dnp		-	-	-	-	-	-	-	-	-	-	-	-	-	-	-	-	
at Fresno State	1/28/20	dnp		-	-	-	-	-	-	-	-	-	-	-	-	-	-	-	-	
at Fresno State	1/30/20	dnp		-	-	-	-	-	-	-	-	-	-	-	-	-	-	-	-	
SAN DIEGO STATE	2/3/20	dnp		-	-	-	-	-	-	-	-	-	-	-	-	-	-	-	-	
SAN DIEGO STATE	2/5/20	dnp		-	-	-	-	-	-	-	-	-	-	-	-	-	-	-	-	
at Colorado State	2/11/20	dnp		-	-	-	-	-	-	-	-	-	-	-	-	-	-	-	-	
at Colorado State	2/13/20	dnp		-	-	-	-	-	-	-	-	-	-	-	-	-	-	-	-	
WYOMING	2/17/20	dnp		-	-	-	-	-	-	-	-	-	-	-	-	-	-	-	-	
WYOMING	2/19/20	dnp		-	-	-	-	-	-	-	-	-	-	-	-	-	-	-	-	
at Air Force	2/22/20	dnp		-	-	-	-	-	-	-	-	-	-	-	-	-	-	-	-	
at Air Force	2/24/20	dnp		-	-	-	-	-	-	-	-	-	-	-	-	-	-	-	-	
Totals		0	5	0-2	.000	0-2	.000	0-0	.000	0	1	1	0.5	0	0	0	0	0	0	0.0

Games played: 2
 Minutes/game: 2.5
 FG Pct: 0.0
 3FG Pct: 0.0

Rebounds/game: 0.5

SEASON HIGHS

Points: N/A
 FG: 0
 FGA: 2 vs Our Lady of the Lake (12-15-20)
 3FG: 0
 3FGA: 2 vs Our Lady of the Lake (12-15-20)
 FT: N/A
 FTA: N/A
 Rebounds: 1 vs Our Lady of the Lake (12-15-20)
 Assists: N/A
 Blocks: N/A
 Steals: N/A
 Minutes Played: 3 vs Our Lady of the Lake (12-15-20)

CAREER HIGHS AT UNM

Points: N/A
 FG: 0
 FGA: 2 vs Our Lady of the Lake (12-15-20)
 3FG: 0
 3FGA: 2 vs Our Lady of the Lake (12-15-20)
 FT: N/A
 FTA: N/A
 Rebounds: 1 vs Our Lady of the Lake (12-15-20)
 Assists: N/A
 Blocks: N/A
 Steals: N/A
 Minutes Played: 3 vs Our Lady of the Lake (12-15-20)

CAREER STATISTICS

Season	gp-gs	min/avg	Total		3-Point		F-Throws		Rebounds				Scoring							
			fg-fga	pct	fg-fga	pct	ft-fta	pct	off	def	tot	avg	pf	fo	ast	to	blk	stl	pts	avg
2020-21	2-0	5/2.5	0-2	.000	0-2	.000	0-0	.000	0	1	1	0.5	0	0	0	0	0	0	0	0.0
TOTAL	2-0	5/2.5	0-2	.000	0-2	.000	0-0	.000	0	1	1	0.5	0	0	0	0	0	0	0	0.0



Kurt Wegscheider
 6'4" | 185 - Sophomore - Guard
 Bangui, Central African Republic (NBA Acad. Africa)

30

NOTEWORTHY :

- Enrolled in the NBA Academy Africa since 2017
- Named MVP of the BWB Africa All Star Games
- Participated in the NBA Global Camp in Treviso, Italy
- Participated in three stages of the European Youth Basketball League in Hungary; helped his team to win the tournament and remain unbeaten
- Participant in NCAA's Next Generation Sunday event at the 2019 Final Four

2020-21 GAME-BY-GAME STATISTICS

Opponent	Date	gs	min	Total		3-Pointers		Free throws		Rebounds				pf	a	t/o	blk	stl	pts	avg	
				fg-fga	pct	3fg-fga	pct	ft-fta	pct	off	def	tot	avg								
at Rice	12/13/20		11	0-0	.000	0-0	.000	0-0	.000	0	0	0	0.0	0	0	1	0	0	0	0.0	
vs Our Lady of the Lake	12/15/20		9	1-2	.500	0-1	.000	2-3	.667	0	2	2	1.0	1	1	1	0	2	4	2.0	
vs LeTourneau	12/17/20		15	2-6	.333	0-0	.000	0-0	.000	3	3	6	2.7	1	0	1	0	3	4	2.7	
at Boise State	12/21/20		dnp	-	-	-	-	-	-	-	-	-	-	-	-	-	-	-	-	-	
at Boise State	12/23/20		dnp	-	-	-	-	-	-	-	-	-	-	-	-	-	-	-	-	-	
NEVADA	12/31/20		dnp	-	-	-	-	-	-	-	-	-	-	-	-	-	-	-	-	-	
NEVADA	1/2/20		dnp	-	-	-	-	-	-	-	-	-	-	-	-	-	-	-	-	-	
UTAH STATE	1/7/20		dnp	-	-	-	-	-	-	-	-	-	-	-	-	-	-	-	-	-	
UTAH STATE	1/9/20		dnp	-	-	-	-	-	-	-	-	-	-	-	-	-	-	-	-	-	
at UNLV	1/14/20		dnp	-	-	-	-	-	-	-	-	-	-	-	-	-	-	-	-	-	
at UNLV	1/16/20		dnp	-	-	-	-	-	-	-	-	-	-	-	-	-	-	-	-	-	
SAN JOSE STATE	1/21/20		dnp	-	-	-	-	-	-	-	-	-	-	-	-	-	-	-	-	-	
SAN JOSE STATE	1/23/20		dnp	-	-	-	-	-	-	-	-	-	-	-	-	-	-	-	-	-	
at Fresno State	1/28/20		dnp	-	-	-	-	-	-	-	-	-	-	-	-	-	-	-	-	-	
at Fresno State	1/30/20		dnp	-	-	-	-	-	-	-	-	-	-	-	-	-	-	-	-	-	
SAN DIEGO STATE	2/3/20		dnp	-	-	-	-	-	-	-	-	-	-	-	-	-	-	-	-	-	
SAN DIEGO STATE	2/5/20		dnp	-	-	-	-	-	-	-	-	-	-	-	-	-	-	-	-	-	
at Colorado State	2/11/20		dnp	-	-	-	-	-	-	-	-	-	-	-	-	-	-	-	-	-	
at Colorado State	2/13/20		dnp	-	-	-	-	-	-	-	-	-	-	-	-	-	-	-	-	-	
WYOMING	2/17/20		dnp	-	-	-	-	-	-	-	-	-	-	-	-	-	-	-	-	-	
WYOMING	2/19/20		dnp	-	-	-	-	-	-	-	-	-	-	-	-	-	-	-	-	-	
at Air Force	2/22/20		dnp	-	-	-	-	-	-	-	-	-	-	-	-	-	-	-	-	-	
at Air Force	2/24/20		dnp	-	-	-	-	-	-	-	-	-	-	-	-	-	-	-	-	-	
Totals			0	35	3-8	.375	0-1	.000	2-3	.667	3	5	8	2.7	2	1	3	0	5	8	2.7

Games played: 3
 Minutes/game: 11.7
 Points/game: 2.7
 FG Pct: 37.5
 3FG Pct: 0.0
 FT Pct: 66.7

Rebounds/game: 2.7
 Assists/game: 0.3
 Turnovers/game: 1.0
 Assist/turnover ratio: 0.3
 Steals/game: 1.7

SEASON HIGHS

Points:4 (2x) Last time vs LeTourneau (12-17-20)
FG: 2 vs LeTourneau (12-17-20)
FGA: 6 vs LeTourneau (12-17-20)
3FG: 0
3FGA: 1 vs Our Lady of the Lake (12-15-20)
FT: 2 vs Our Lady of the Lake (12-15-20)
FTA: 3 vs Our Lady of the Lake (12-15-20)
Rebounds: 6 vs LeTourneau (12-17-20)
Assists: 1 vs Our Lady of the Lake (12-15-20)
Blocks: N/A
Steals: 3 vs LeTourneau (12-17-20)
Minutes Played: 15 vs LeTourneau (12-17-20)

CAREER HIGHS AT UNM

Points:6 (2x) Last time vs Utah State (3-5-20)
FG: 3 at Air Force (2-26-20)
FGA: 6 vs LeTourneau (12-17-20)
3FG: 1 vs. No. 18/19 Auburn (11-25-19)
3FGA: 3 vs San José State (3-4-20)
FT: 2 (4x) Last time vs LeTourneau (12-17-20)
FTA: 3 vs Our Lady of the Lake (12-15-20)
Rebounds: 6 (2x) Last time vs LeTourneau (12-17-20)
Assists: 1 (8x) Last time vs Our Lady of the Lake (12-15-20)
Blocks: N/A
Steals: 3 vs LeTourneau (12-17-20)
Minutes Played: 26 vs San José State (3-4-20)

CAREER STATISTICS

Season	gp-gs	min/avg	Total		3-Point		F-Throws		Rebounds				Scoring							
			fg-fga	pct	fg-fga	pct	ft-fta	pct	off	def	tot	avg	pf	fo	ast	to	blk	stl	pts	avg
2019-20	17-2	139/8.2	14-25	.560	1-7	.143	4-7	.571	8	14	22	1.3	9	1	7	4	0	5	33	1.9
2020-21	3-0	35/11.7	3-8	.375	0-1	.000	2-3	.667	3	5	8	2.7	2	0	1	3	0	5	8	2.7
TOTAL	20-2	174/8.7	17-33	.515	1-8	.125	6-10	.600	11	19	30	1.5	11	1	8	7	0	10	41	2.1



Jordan Arroyo

33

6'7" | 210 - Junior - Forward

Albuquerque, N.M. (Atrisco Heritage Academy)

NOTEWORTHY :

- Helped lead Atrisco Heritage to the 6A State Championship in 2018
- First Team All-State, First Team All-Metro and First Team All-District
- New Mexico State Tournament MVP
- All-Metro Defensive Player of the Year
- Shot 63 percent from the floor with 13 double-doubles on the season
- National Hispanic Scholar, Four-Year Honor Roll recipient and academic letterman

2019-20 GAME-BY-GAME STATISTICS

Opponent	Date	gs	min	Total		3-Pointers		Free throws		Rebounds				pf	a	t/o	blk	stl	pts	avg	
				fg-fga	pct	3fg-fga	pct	ft-fta	pct	off	def	tot	avg								
EASTERN N.M.	11/06/19		3	0-0	.000	0-0	.000	0-0	.000	0	1	1	1.0	0	0	0	0	0	0	0.0	
CSUN	11/09/19		2	0-0	.000	0-0	.000	0-2	.000	0	0	0	0.5	1	0	0	0	0	0	0.0	
at UTEP	11/19/19		dnp	-	-	-	-	-	-	-	-	-	-	-	-	-	-	-	-	-	
at Wyoming	12/07/19		dnp	-	-	-	-	-	-	-	-	-	-	-	-	-	-	-	-	-	
GRAND CANYON	12/17/19		1	1-1	1.000	0-0	.000	0-0	.000	0	0	0	0.3	1	0	0	0	0	0	2	0.7
HOUSTON BAPTIST	12/22/19		2	0-1	.000	0-0	.000	0-0	.000	0	0	0	0.3	0	0	0	1	0	0	0.5	
FRESNO ST.	01/07/20		1	0-0	.000	0-0	.000	0-0	.000	0	0	0	0.2	0	0	0	0	0	0	0.4	
at Colorado St.	01/15/20		4	0-0	.000	0-0	.000	0-0	.000	0	0	0	0.2	0	0	0	0	0	0	0.3	
SAN JOSE ST.	01/21/20		5	0-0	.000	0-0	.000	0-0	.000	0	1	1	0.3	2	0	0	0	0	0	0.3	
at Nevada	01/25/20		11	0-0	.000	0-0	.000	0-0	.000	0	1	1	0.4	1	0	0	2	0	0	0.3	
SAN DIEGO ST.	01/29/20		21	1-4	.250	0-0	.000	2-2	1.000	6	1	7	1.1	1	1	0	0	0	4	0.7	
at Fresno St.	02/01/20	*	14	0-0	.000	0-0	.000	0-0	.000	0	1	1	1.1	1	0	1	0	0	0	0.6	
WYOMING	02/08/20		2	0-1	.000	0-1	.000	2-2	1.000	0	1	1	1.1	0	0	0	0	0	2	0.7	
at Boise St.	02/23/20		15	2-2	1.000	0-0	.000	0-0	.000	0	0	0	1.0	1	0	2	0	0	4	1.0	
at Air Force	02/26/20		22	1-3	.333	0-0	.000	0-0	.000	1	4	5	1.3	2	0	0	1	1	2	1.1	
UTAH ST.	02/29/20		2	0-0	.000	0-0	.000	0-0	.000	0	0	0	1.2	0	0	0	0	0	0	1.0	
Totals			1	105	5-12	.417	0-1	.000	4-6	.667	7	10	17	1.2	10	1	3	4	1	14	1.0

Games played: 14
 Minutes/game: 7.5
 Points/game: 1.0
 FG Pct: 41.7
 3FG Pct: 0.0
 FT Pct: 66.7

Rebounds/game: 1.2
 Assists/game: 0.1
 Turnovers/game: 0.2
 Assist/turnover ratio: 0.3
 Steals/game: 0.1
 Blocks/game: 0.3

SEASON HIGHS

CAREER HIGHS AT UNM

Points: N/A
 FG: N/A
 FGA: N/A
 3FG: N/A
 3FGA: N/A
 FT: N/A
 FTA: N/A
 Rebounds: N/A
 Assists: N/A
 Blocks: N/A
 Steals: N/A
 Minutes Played: N/A

Points: 6 vs Southwest (12-30-18)
 FG: 3 vs Southwest (12-30-18)
 FGA: 4 vs No. 4 San Diego State (1-29-20)
 3FG: N/A
 3FGA: 1 vs Wyoming (2-8-20)
 FT: 2 (3x) Last time vs Wyoming (2-8-20)
 FTA: 4 at NMSU (12-4-18)
 Rebounds: 7 vs No. 4 San Diego State (1-29-20)
 Assists: 1 vs No. 4 San Diego State (1-29-20)
 Blocks: 2 at Nevada (1-25-20)
 Steals: 1 (3x) Last time at Air Force (2-26-20)
 Minutes Played: 22 at Air Force (2-26-20)

CAREER STATISTICS

Season	gp-gs	min/avg	Total		3-Point		F-Throws		Rebounds				Scoring							
			fg-fga	pct	fg-fga	pct	ft-fta	pct	off	def	tot	avg	pf	fo	ast	to	blk	stl	pts	avg
2018-19	12-2	71/5.9	7-9	.778	0-0	.000	3-9	.333	7	6	13	1.1	8	0	0	2	3	2	17	1.4
2019-20	14-1	105/7.5	5-12	.417	0-1	.000	4-6	.667	7	10	17	1.2	10	0	1	3	4	1	14	1.0
TOTAL	26-3	176/6.8	12-21	.571	0-1	.000	7-15	.467	14	16	30	1.2	18	0	1	5	7	3	31	1.2



Assane Ndiaye
 7'1" | 240 - Junior - Forward
 Dakar, Senegal (Kilgore College)

35

NOTEWORTHY :

- Shot 67.4 percent from the floor as a sophomore at Kilgore College
- Scored 66 points on the season over 26 contests at 8.4 minutes per game
- Averaged 2.5 points, 2.4 rebounds, 0.4 assists per game as a sophomore
- Saw action in 23 games as a freshman after missing much of the first season due to injury

2020-21 GAME-BY-GAME STATISTICS

SEASON HIGHS

Points:	N/A
FG:	N/A
FGA:	N/A
3FG:	N/A
3FGA:	N/A
FT:	N/A
FTA:	N/A
Rebounds:	N/A
Assists:	N/A
Blocks:	N/A
Steals:	N/A
Minutes Played:	N/A

CAREER HIGHS AT UNM

Points:	N/A
FG:	N/A
FGA:	N/A
3FG:	N/A
3FGA:	N/A
FT:	N/A
FTA:	N/A
Rebounds:	N/A
Assists:	N/A
Blocks:	N/A
Steals:	N/A
Minutes Played:	N/A

CAREER STATISTICS

