

NEW MEXICO MEN'S BASKETBALL

# *MEDIA GUIDE*

2020-21



**WE ARE  
NEW MEXICO**



***THE LOUDEST ARENA  
IN THE COUNTRY***



***WELCOME TO THE PIT  
A MILE HIGH AND LOUDER THAN...***

# THE PIT

## A NATIONAL TREASURE



### SPORTS ILLUSTRATED'S TOP 20 VENUES OF THE 20TH CENTURY

In June 1999, Sports Illustrated listed its Top-20 sporting venues of the 20th century and The Pit checked in at No. 13.

1. Yankee Stadium (Bronx, N.Y.)
2. Augusta National Golf Course (Augusta, Ga.)
3. Michie Stadium (West Point, N.Y.)
4. Cameron Indoor Stadium (Durham, N.C.)
5. Bislett Stadium (Oslo, Norway)
6. Wrigley Field (Chicago, Ill.)
7. Roland Garros (Paris, France)
8. Lambeau Field (Green Bay, Wisc.)
9. Fenway Park (Boston, Mass.)
10. Saratoga Race Track (Saratoga, N.Y.)
11. Pebble Beach Golf Course (Monterey, Calif.)
12. Wembley Stadium (London, England)
13. **The Pit (Albuquerque, N.M.)**
14. Boston Marathon Course (Boston, Mass.)
15. Camden Yards (Baltimore, Md.)
16. Lamade Stadium (Williamsport, Pa.)
17. Daytona International Speedway (Daytona, Fla.)
18. Notre Dame Stadium (South Bend, Ind.)
19. St. Andrews Golf Course (Scotland)
20. Rose Bowl, Pasadena, Calif.

### THE LOUDEST ARENA IN THE COUNTRY

In a weekly series, "Hoops Across America," the St. Petersburg Times ran a feature on The Pit in its Jan. 1999 edition. Written by Bruce Lowitt, part of the study charted the decibel level at selected collegiate arenas during the 1998-1999 season. The paper's final results, including the Final Four at Tropicana Field in St. Petersburg:

Arena	Game	Reading
<b>The Pit</b>	<b>New Mexico vs. Arizona</b>	<b>118</b>
Cameron Indoor Stadium	Duke vs. North Carolina	116
Assembly Hall	Indiana vs. Purdue	116
Allen Field House	Kansas vs Iowa	115
Dean Smith	North Carolina vs Maryland	112
Pauley Pavilion	UCLA vs. Arizona	112
Tropicana Field	Duke vs. UConn (NCAA)	112



### TEN GREAT PLACES TO GET PUMPED FOR NCAA ACTION - USA TODAY

In January 2008, author, sports commentator and basketball aficionado John Feinstein gave his list of favorite venues for watching college hoops to Tim Smight for USA TODAY. The Pit came in third on this prestigious list.

1. Allen Fieldhouse - Kansas
2. Rose Hill Gym - Fordham
3. **The Pit - New Mexico**
4. Hart Rec Center - Holy Cross
5. Mackey Arena - Purdue
6. Cassell Coliseum - Virginia Tech
7. O'Connell Center - Florida
8. The Palestra - Pennsylvania
9. Cameron Indoor Stadium - Duke
10. Pauley Pavilion - UCLA

### TOP-10 "OLD SCHOOL" ARENAS FOXSPORTS.COM

With the closing of Yankee Stadium in 2008, FoxSports.com's Jeff Gordon took a look at the remaining "Old School" venues in all of sports. The Pit ranked No. 7 on this list of some of the most famous venues in the country.

1. Wrigley Field
2. Fenway Park
3. Lambeau Field
4. Cameron Indoor Stadium
5. Notre Dame Stadium
6. Daytona International Speedway
7. **The Pit**
8. Rose Bowl
9. Allen Fieldhouse
10. The Igloo (Mellon Arena)

### TOP-16 HOME COURT ADVANTAGES RIVALDS.COM

Rivals.com came out with its list of the top-16 home court advantages in the nation and The Pit ranked No. 11.

1. Cameron Indoor Stadium - Duke
2. Allen Fieldhouse - Kansas
3. Rupp Arena - Kentucky
4. Assembly Hall - Indiana
5. Gallagher-Iba Arena - Oklahoma State
6. Memorial Gymnasium - Vanderbilt
7. McArthur Court - Oregon
8. O'Connell Center - Florida
9. Breslin Center - Michigan State
10. Peterson Events Center - Pittsburgh
11. **The Pit - New Mexico**
12. Assembly Hall - Illinois
13. Kohl Center - Wisconsin
14. Dean Smith Center - North Carolina
15. Joyce Center - Notre Dame
16. McCarthy Athletic Center - Gonzaga

**NEW MEXICO FAST FACTS**

School.....The University of New Mexico  
 Location.....Albuquerque, N.M.  
 Founded.....1889 by Territorial Legislature  
 Enrollment.....25,015  
 Nickname.....Lobos  
 Colors.....Cherry (PMS 200) and Silver (PMS 428)  
 Conference.....Mountain West  
 National Affiliation.....NCAA Division I  
 President.....Dr. Garnett S. Stokes  
 Director of Athletics.....Eddie Nuñez  
 Deputy A.D. for External.....Dave Williams  
 Deputy A.D. for Internal/SWA.....Janice Ruggiero  
 Faculty Representative.....Amy Neel

**FACILITY INFORMATION**

Facility.....The Pit  
 Capacity.....15,411  
 Court.....Bob King Court  
 Age.....Built in 1966 (Renovated in 2009-10)

**TEAM INFORMATION**

Head Coach.....Paul Weir (York '04)  
 Record at UNM (Years).....52-47 (4th Season)  
 Career Record (Years).....80-53 (5th Season)  
 Assistant Coach.....Brandon Mason (4th Season)  
 Alma Mater.....New Mexico State, '03  
 Assistant Coach.....Dan McHale (2nd Season)  
 Alma Mater.....Kentucky, '01  
 Assistant Coach.....Scott Padgett (1st Season)  
 Alma Mater.....Kentucky, '99  
 Director of Operations.....Ralph Davis  
 Director of Player Development.....Sarah Works  
 Special Asst. to the Head Coach.....Craig Snow  
 Dir. of Strength & Conditioning.....Nick Michel  
 Athletic Trainer.....TBD  
 Academic Adviser.....Dada Willis-Gregory  
 2019-20 Overall Record.....19-14  
 2019-20 Mountain West Record.....7-11  
 2019-20 Mountain West Season Finish.....T7th  
 2019-20 MW Tournament Finish.....Quarterfinals  
 Letterwinners Returning/Lost.....6/7  
 Starters Returning/Lost.....1/4  
 Newcomers.....12

*The 2020-21 New Mexico Men's Basketball Guide is a production of the New Mexico Athletics Communications Office: Tremendous thanks to Greg Remington, the former SID at New Mexico whose invaluable work of over 30 years at UNM has made this guide a tremendous resource.*

**PHOTOGRAPHY**

Dave Benyak, J.B. Gallegos, Tim March, Anthony Griego, Matt Dunn, Steve Bercovitch, Jesse D. Garrabrant NBAE/Getty Images, Frank McGrath, Steve Maikoski/USA Basketball, Vinnie Doosevic, Toby Jorin, Adolphe Pierre-Louis, Lou Capozzola, Roy Turenne, Fernando Medina, Brian Babineau, Nathaniel Butler, Andy Hayt, John Soohoo, Don Grayston, Marshall Saiz, Layne Murdoch, Jeff Reinking, Bill Baptist, Kim Stallknecht, Lee B. Morgan of Eagle's Eye Photo, the UNM Library and selected National Basketball Association teams.

**2020-21 SCHEDULE**

DATE	OPPONENT	TV	TIME (MT)
Dec. 21	at Boise State	FS1	TBA
Dec. 23	at Boise State	TBA	TBA
<b>Dec. 31</b>	<b>vs Nevada</b>	<b>TBA</b>	<b>TBA</b>
<b>Jan. 2</b>	<b>vs Nevada</b>	<b>TBA</b>	<b>TBA</b>
<b>Jan. 7</b>	<b>vs Utah State</b>	<b>TBA</b>	<b>TBA</b>
<b>Jan. 9</b>	<b>vs Utah State</b>	<b>TBA</b>	<b>TBA</b>
Jan. 14	at UNLV	TBA	TBA
Jan. 16	at UNLV	TBA	TBA
<b>Jan. 21</b>	<b>vs San José State</b>	<b>TBA</b>	<b>TBA</b>
<b>Jan. 23</b>	<b>vs San José State</b>	<b>TBA</b>	<b>TBA</b>
Jan. 28	at Fresno State	TBA	TBA
Jan. 30	at Fresno State	TBA	TBA
<b>Feb. 3</b>	<b>vs San Diego State</b>	<b>TBA</b>	<b>TBA</b>
<b>Feb. 5</b>	<b>vs San Diego State</b>	<b>TBA</b>	<b>TBA</b>
Feb. 11	at Colorado State	TBA	TBA
Feb. 13	at Colorado State	TBA	TBA
<b>Feb. 17</b>	<b>vs Wyoming</b>	<b>TBA</b>	<b>TBA</b>
<b>Feb. 19</b>	<b>vs Wyoming</b>	<b>TBA</b>	<b>TBA</b>
Feb. 22	at Air Force	TBA	TBA
Feb. 24	at Air Force	TBA	TBA

2021 MW Championship (Hosted by UNLV)

Mar. 10	First Round	TBA	TBA
Mar. 11	Quarterfinals	TBA	TBA
Mar. 12	Semifinals	TBA	TBA
Mar. 13	Championship	TBA	TBA

Bold denotes home game at The Pit (15,411)  
*italics denotes tournament*  
 \*denotes Mountain West game  
 Game times listed are Mountain Time and subject to change

**ON THE INSIDE**

THE PIT .....1-2  
 QUICK FACTS/SCHEDULE .....3  
 MORE ON THE PIT .....4-6  
 FACILITIES.....7-8  
 LOBOS IN THE PROS .....9-11  
 THIS IS NEW MEXICO .....12-13  
 THIS IS ALBUQUERQUE .....14-15

**COACHING STAFF & PLAYERS**

HEAD COACH PAUL WEIR.....16-17  
 ASSISTANT COACH DAN MCHALE.....18  
 ASSISTANT COACH SCOTT PADGETT.....19  
 ASSISTANT COACH RALPH DAVIS.....20  
 SPECIAL ASSISTANT TO THE HEAD COACH DAVE PILIPOVICH.....21  
 VIDEO COORDINATOR ROBERT EDWARDS.....22  
 DIRECTOR OF OPERATIONS AKI COLLINS/SUPPORT STAFF.....23  
 ROSTERS .....24  
 PLAYER PAGES .....25-37

**2019-20 SEASON REVIEW**

STATISTICS.....38-43  
 2019-20 BOX SCORES.....44-52

**RECORDS**

SCORING.....53-55  
 REBOUNDING.....56-57  
 FIELD GOALS.....58-59  
 THREE-POINTERS.....60-61  
 FREE THROWS.....62-63  
 ASSISTS/BLOCKS/STEALS.....64-66  
 MINUTES/FOULS.....67  
 RECORDS IN THE PIT.....68-69  
 MISCELLANEOUS/MARGIN OF VICTORY.....70  
 OVERTIME/EXHIBITION RESULTS.....71  
 NATIONAL RANKINGS.....72-73

**HISTORY**

HONORS .....74  
 1,000-POINT CLUB.....75-81  
 TOP MOMENTS/COACH/ALL-TIME TEAM.....82-83  
 TOP-10 GAMES IN THE PIT.....84  
 BOB KING.....85  
 TOBY ROYBAL/GREG BROWN.....86  
 CONFERENCE/NCAA STAT LEADERS.....87  
 SEASON SUPERLATIVES.....88  
 YEAR-BY-YEAR SCORING LEADERS.....89-90  
 YEAR-BY-YEAR TEAM STATISTICS.....91-92  
 CONFERENCE CHAMPIONS.....93-100  
 CONFERENCE TOURNAMENT HISTORY.....101-102  
 NCAA/NIT TOURNAMENT HISTORY.....103-111  
 ALL-TIME LETTERMEN.....112-120  
 ALL-TIME HEAD COACHES/CONF. FINISHES.....121  
 ALL-TIME RECORD BREAKDOWN.....122  
 YEAR-BY-YEAR RESULTS.....123-133  
 ALL-TIME RESULTS.....134-135  
 ALL-TIME OPPONENT RECORDS (GAME-BY-GAME).....136-147  
 OPPONENTS BY CONFERENCE.....148

**ADMINISTRATION/MEDIA INFORMATION**

PRES. GARNETT S. STOKES/AD EDDIE NUÑEZ/BOARD OF REGENTS.....149  
 MEDIA INFORMATION.....150  
 RADIO/TV ROSTER CHART.....151

**NEW MEXICO ATHLETICS**

**CORE VALUES**

**Student-Athlete Experience** - We provide an environment that promotes personal, academic, athletic and social development. We prepare Lobos for Life!

**Integrity** - We are honest, respectful and accountable.

**Excellence** - We maximize our efforts and talents to ensure success of the Lobos.

**Respect** - We value the importance of diversity, fairness, goodwill and sportsmanship.

**Lobo Pride** - We support an atmosphere that embraces school spirit, honors tradition and develops Lobos for Life.

**Community and Campus Engagement** - We are dedicated to integrating our activities and volunteerism into campus life and the community.

**MISSION STATEMENT**

The University of New Mexico athletics department is committed to student-athlete success and competitive excellence by creating an inclusive environment through recruiting, developing, and retaining quality people, providing a great fan experience, inspiring community engagement, and serving as a source of pride for New Mexico.

**VISION STATEMENT**

UNM Athletics aspires to be the premier institution in the Mountain West Conference and recognized as a national leader in intercollegiate athletics with an international reputation for excellence.

# THE PIT

## BY THE NUMBERS



One of college basketball's most famous and recognizable buildings, The Pit is the home of New Mexico basketball.

The 2020-21 season marks the 54th year that The Pit has served as home for Lobo hoops. The first game was played on Dec. 1, 1966, with New Mexico beating Abilene Christian 62-53. The Lobos celebrated the 50th anniversary in 2016-17 with a game against Abilene Christian on Nov. 30, 2016. UNM won 64-55. A total of 953 games have been played overall. The Lobos have come away the victor in 757 of them – good for a stunning .794 winning percentage.

What is even more impressive about UNM's home court is that over 14 million fans have flocked into this sunken edifice to see their beloved Lobos play basketball. The exact figure stands at 14,121,298. The Lobos have averaged an astounding 15,070 fans the past 53 years.

The Lobos have finished second in the nation in attendance five times, third on four occasions and fourth six times.

The Pit is built in a 37-foot hole on Albuquerque's southeast mesa. First the roof was constructed, then the hole was dug and the Arena built. That all happened in 1966. The unique Behlen roof (338 by 300 feet) was set up by contractors and then 55,000 cubic yards of earth were removed. About 28,000 yards of concrete were poured in the initial construction, which allowed a seating capacity of 14,831. The cost - an incredibly economical \$1.4 million.

The Pit underwent a \$60 million renovation that has updated the facility. Modern amenities include 40 club suites, 365 club seats, new end zone video boards and ribbon boards, expanded concourses with additional restrooms and concessions stands, new ticket office and Lobo store, digital signage and interactive kiosks and a UNM Letterman's Lounge. For the teams, new locker rooms for both men's and women's squads, a state-of-the-art strength and conditioning center, and new training facilities will allow the Lobos to continue their commitment to excellence.

### ATTENDANCE IN THE PIT

Year	Total	G	Average	Natl. Rank	Rec.
1966-67	191,669	15	12,778	2nd	14-1
1967-68	214,563	18	11,920	5th	16-2
1968-69	191,309	14	13,665	3rd	12-2
1969-70	191,207	14	13,673	3rd	10-4
1970-71	212,168	15	14,144	2nd	10-5
1971-72	186,660	14	13,333	6th	12-2
1972-73	200,923	14	14,352	6th	13-1
1973-74	217,913	15	14,528	4th	15-0
1974-75	210,381	15	14,025	4th	11-4
1975-76	247,021	16	15,439	2nd	12-4
1976-77	283,865	18	15,770	2nd	15-3
1977-78	292,995	17	17,235	2nd	16-1
1978-79	276,941	17	16,291	3rd	15-2
1979-80	267,087	18	14,838	7th	6-12
1980-81	272,525	16	17,033	3rd	9-7
1981-82	264,404	16	16,525	4th	13-3
1982-83	277,677	17	16,334	4th	13-4
1983-84	314,029	20	15,701	7th	16-4
1984-85	324,941	20	16,248	4th	14-6
1985-86	306,908	18	17,050	4th	14-4
1986-87	360,988	23	15,695	8th	19-4
1987-88	333,369	21	15,875	9th	19-2
1988-89	344,023	20	17,201	8th	15-5
1989-90	332,580	20	16,629	8th	17-3
1990-91	295,042	17	17,355	7th	15-2
1991-92	312,091	20	15,605	11th	15-5
1992-93	258,308	16	16,144	7th	15-1
1993-94	286,419	17	16,648	8th	16-1
1994-95	321,691	20	16,085	9th	12-8
1995-96	320,517	20	16,026	9th	19-1
1996-97	309,122	18	17,173	6th	18-0
1997-98	282,002	16	17,625	7th	15-1
1998-99	347,721	20	17,386	6th	19-1
1999-00	328,867	20	16,443	8th	13-7
2000-01	311,940	19	16,418	8th	15-4
2001-02	312,090	19	16,426	7th	14-5
2002-03	258,161	17	15,186	12th	10-7
2003-04	264,227	18	14,679	15th	14-4
2004-05	271,864	19	14,309	14th	18-1
2005-06	227,575	17	13,387	21st	15-2
2006-07	231,346	18	12,853	23rd	13-5
2007-08	258,493	18	14,361	18th	16-2
2008-09	251,883	18	13,994	17th	16-2
2009-10	244,718	18	13,595	22nd	17-1
2010-11	247,689	17	14,570	16th	14-3
2011-12	231,282	16	14,455	16th	14-2
2012-13	240,351	16	15,022	16th	15-1
2013-14	228,176	15	15,212	16th	13-2
2014-15	218,558	15	14,571	18th	10-5
2015-16	208,429	16	13,030	23rd	12-4
2016-17	176,532	15	11,769	37th	11-4
2017-18	185,013	17	10,883	33rd	13-4
2018-19	177,715	16	11,107	30th	9-7
2019-20	197,861	18	10,992	27th	15-3
<b>Totals</b>	<b>14,121,298</b>	<b>937</b>	<b>15,070</b>	<b>---</b>	<b>757-180</b>

### NEW MEXICO'S TOP HOME COURT WINNING STREAKS

Streak	Start	End	Opponent
41	Feb. 10, 1996 (UTEP)	Feb. 26, 1998	Brigham Young
24	Dec. 3, 1973 (Oregon State)	Jan. 25, 1975	Brigham Young
22	Dec. 28, 2004 (Miss. Valley St.)	Feb. 1, 2006	Brigham Young
21	Dec. 21, 1991 (Tennessee St.)	Jan. 21, 1993	Colorado State
19	Jan. 10, 2009 (Air Force)	Jan. 9, 2010	UNLV
17	Feb. 15, 1990 (Brigham Young)	Jan. 5, 1991	Wyoming
17	Jan. 4, 1978 (Puget Sound)	Dec. 30, 1978	Idaho State
16	Jan. 13, 2010 (Utah)	Jan. 15, 2011	San Diego State
16	March 3, 1966 (Arizona) *	March 4, 1967	Wyoming
16	Dec. 16, 1967 (Pepperdine)	March 15, 1968	Santa Clara
16	Nov. 13, 1998 (DePaul)	Feb. 1, 1999	Utah
15	March 2, 2019 (Colorado State)	Jan. 29, 2020	San Diego State
13	Nov. 29, 1972 (Cal Poly-Pomona)	Feb. 23, 1973	Wyoming
13	Nov. 20, 1987 (Weber State)	Jan. 23, 1988	Brigham Young
13	Feb. 28, 1963 (Utah)	Feb. 8, 1964	Texas-El Paso
13	Feb. 15, 1964 (Wyoming)	Jan. 16, 1965	Wyoming
12	Feb. 19, 2000 (Utah)	Jan. 6, 2001	New Mexico St.
12	Dec. 18, 1993 (UT-Pan Am)	Nov. 17, 1994	San Francisco

\*Started at Johnson Gym and ended at The Pit

### NEW MEXICO'S TOP-10 CROWDS IN THE PIT

No.	Attendance	Opponent	Date	Score
1.	19,452	Nevada-Las Vegas	Jan. 17, 1976	L, 80-73
2.	18,796	Arizona	Feb. 9, 1978	W, 103-85
3.	18,676	Arizona	Jan. 24, 1976	L, 80-79
4.	18,670	Arizona State	Feb. 11, 1978	W, 103-93
5.	18,614	Nevada-Las Vegas	Jan. 17, 1978	W, 89-76
6.	18,490	New Mexico State	Dec. 9, 1975	W, 85-70
7.	18,372	Texas-El Paso	Jan. 28, 1984	L, 60-59
8.	18,309	New Mexico State	Dec. 20, 1986	W, 64-50
9.	18,192	Texas-El Paso	Jan. 25, 1986	L, 71-70 OT
10.	18,188	Arizona State	Jan. 23, 1976	W, 65-63

# THE PIT


## WHAT THEY ARE SAYING



“What a terrific atmosphere for college basketball. Great building...great history...18,000 screaming fans.

**IT'S BIG TIME HOOPS, BABY!”**

**- Dick Vitale  
ESPN**



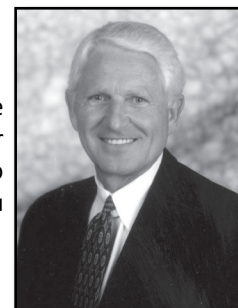
“What a homecoming for all of us at CBS. The Final Four in 1983 was so special, but even then, we didn't get to experience the real home crowd and spirit of the Lobo fans. Our return for the Utah game (an 87-71 UNM victory on Feb. 1, 1997) was fantastic; outstanding basketball environment that rivals any in the country.”

**- Billy Packer - CBS Sports**



“I consider the game we played in Albuquerque in 1978 one of the most exciting of my career. The Pit is the toughest place to play because of the tremendous atmosphere.

**Jim Boeheim - Syracuse**



“When you go into a place like The Pit there will be challenges different from a regular road game. The crowd can dictate the tempo and momentum. The Pit crowd forces you to be patient.”

**Lute Olson - Arizona**

# MEDIA SPOTLIGHT

## THE STORY IN TOWN



Doug Gottlieb of CBS College Sports talks with Alex Kirk after UNM's victory over San Diego State.



Nearly 15,000 fans came out to watch the Lobos and Davidson play on ESPN at midnight as a part of the ESPN 24 Hours of College Basketball Marathon.

As the flagship institution for the state of New Mexico, UNM is always in the spotlight. Athletics are no exception, as Lobo sports are followed passionately throughout the Land of Enchantment. Most of the state's largest newspapers, television and radio stations, and numerous fan websites are devoted to covering UNM Athletics. Lobo basketball is THE biggest game in New Mexico and the marquee sporting attraction for the nearly 800,000 people in the Albuquerque metro area.



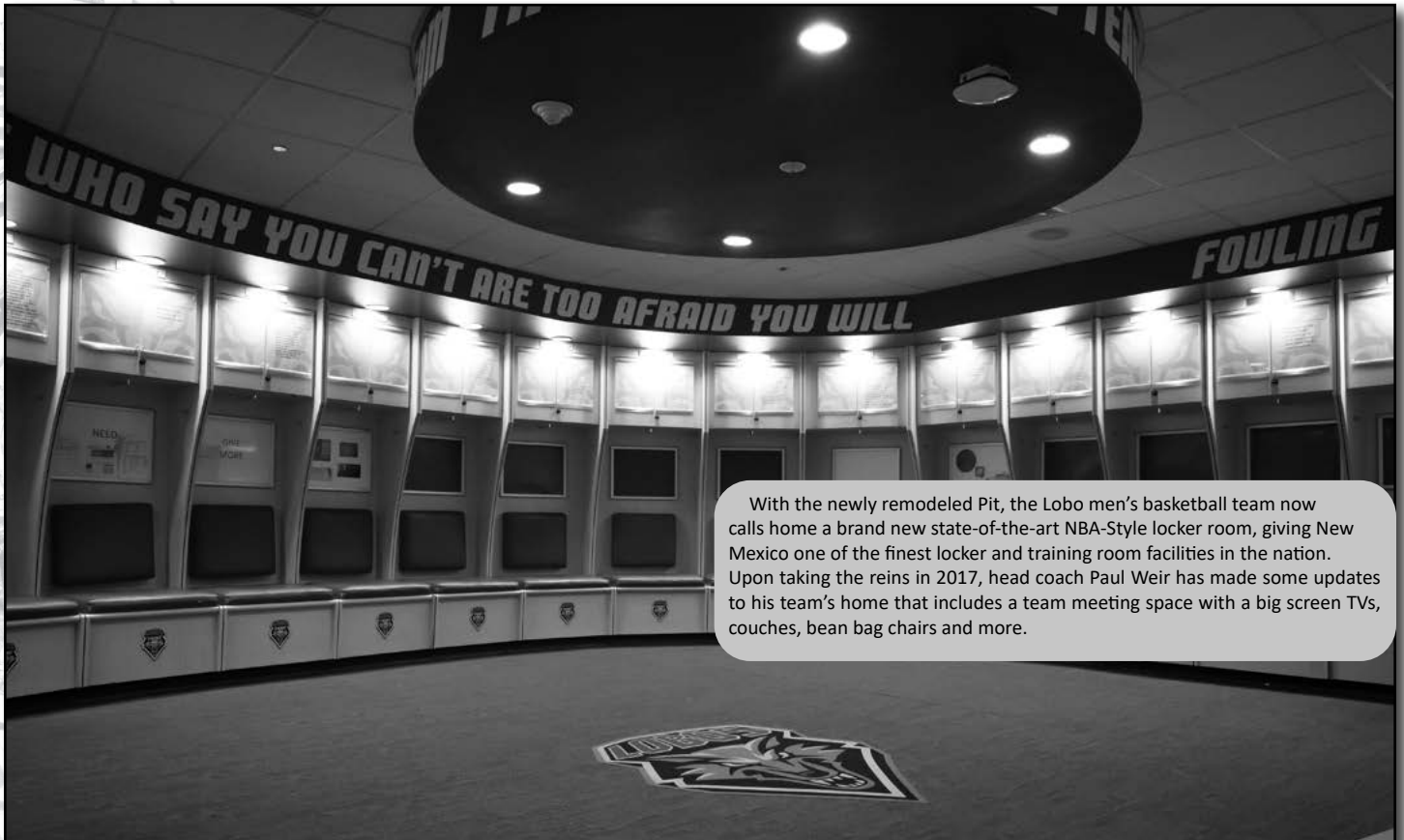
Legendary announcer Tim Brando worked with Dan Bonner for the national telecast from The Pit. Brando called The Pit the best college basketball arena in the country.



Basketball Hall of Famer Bill Walton called UNM's close game against Pac-12 opponent Colorado on Dec. 11, 2018 on ESPN2, along with play-by-play Roxy Bernstein. Walton was welcomed to Albuquerque by Lobo fans and even stood to thank the cheering arena. Walton spent the day of the game enjoying Albuquerque, visiting Route 66 and even taking a ride on the city's legendary hot air balloons.

# LOCKER ROOM

## HOME OF THE LOBOS



With the newly remodeled Pit, the Lobo men's basketball team now calls home a brand new state-of-the-art NBA-Style locker room, giving New Mexico one of the finest locker and training room facilities in the nation. Upon taking the reins in 2017, head coach Paul Weir has made some updates to his team's home that includes a team meeting space with a big screen TVs, couches, bean bag chairs and more.





# DAVALOS CENTER

## PRACTICE FACILITY



The Rudy Davalos Basketball Center was officially dedicated on April 14, 2006, in front of nearly 400 patrons, including former New Mexico Gov. Bill Richardson and numerous athletics administrators and coaches from around the nation.


The \$4.2 million facility - funded by Richardson - was named after the Lobos' outgoing athletics director by The University of New Mexico Board of Regents.

The sparkling 26,000-square-foot facility located adjacent to The Pit houses operations for Lobo men's basketball. It includes practice courts, coaches' offices, a video control room and theater, and a multi-purpose room for special events. The facility was utilized for the NCAA Men's Basketball Tournament Second & Third Rounds hosted by UNM in 2012.




# LOBOS IN THE PROS

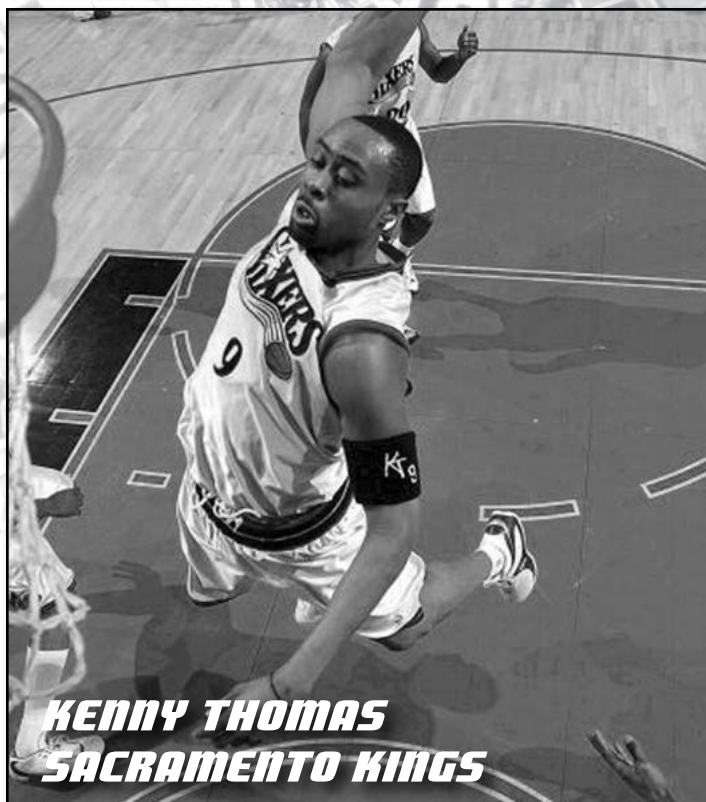
## NBA LOBOS



**DANNY GRANGER**  
**INDIANA PACERS**



**MICHAEL COOPER**  
**LOS ANGELES LAKERS**



**KENNY THOMAS**  
**SACRAMENTO KINGS**

### FIRST ROUND PICKS


In the history of the basketball program at the University of New Mexico, 30 Lobos have been chosen in the NBA Draft. Below is a list of 1st-round draft picks:

• Tony Snell	20th	Chicago Bulls	2013
• J.R. Giddens	30th	Boston Celtics	2008
• Danny Granger	17th	Indiana Pacers	2005
• Kenny Thomas	22nd	Philadelphia 76ers	1999
• Charles Smith	26th	Miami Heat	1997
• Luc Longley	7th	Minnesota Timberwolves	1991
• Greg Howard	10th	Phoenix Suns	1970
• Mel Daniels	9th	Cincinnati Royals	1967

# LOBOS IN THE PROS ON DRAFT DAY




Danny Granger is congratulated by NBA Commissioner David Stern after being selected as the 17th pick by the Indiana Pacers in the 2005 NBA Draft.




Luc Longley is congratulated by NBA Commissioner David Stern after being selected as the seventh player taken in the 1991 NBA Draft.



J.R. Giddens was taken with the 30th pick in the first round of the 2008 NBA Draft by the World Champion Boston Celtics.




Former Lobo Tony Snell poses in his new digs at Media Day for the Bulls. Snell was the 20th selection of the 2013 draft by Chicago.




Cameron Bairstow became the second Lobo in as many years to be drafted by the Chicago Bulls. The 49th overall pick reunited with former Lobo Tony Snell.

# LOBOS IN THE PROS

## A LONG HISTORY




After two years at UNM, Michael Cooper went on to have a stellar career with the Los Angeles Lakers.



Mel Daniels, originally drafted by the Cincinnati Royals, was an All-Star with the Indiana Pacers.



Ruben Douglas (2001-03) is a veteran of Europe's top professional leagues.




Alfred Neale (2004-05) was the eighth overall pick by Sioux Falls in the 2005 CBA Draft.

### LOBOS IN THE NATIONAL BASKETBALL ASSOCIATION DRAFT

Year	Player	Pos.	Rd./Pick	Team	Years at UNM
2014	Cameron Bairstow	F	2/49	Chicago Bulls	2010-14
2013	Tony Snell	G	1/20	Chicago Bulls	2010-13
2010	Darlington Hobson	G	2/37	Milwaukee Bucks	2009-10
2008	J.R. Giddens	G	1/30	Boston Celtics	2006-08
2005	Danny Granger	F	1/17	Indiana Pacers	2003-05
1999	Kenny Thomas	F	1/22	Houston Rockets	1996-99
1997	Charles Smith	G	1/26	Miami Heat	1993-97
1991	Luc Longley	C	1/7	Minnesota Timberwolves	1987-91
1987	Kelvin Scarborough	G	6/123	Denver Nuggets	1983-87
1986	Johnny Brown	F	7/146	Los Angeles Clippers	1984-86
1984	Tim Garrett	F	7/145	Washington Bullets	1982-84
1984	Phil Smith	G	4/89	Detroit Pistons	1980-84
1981	Kenny Page	F	5/96	Cleveland Cavaliers	1979-81
1980	Larry Belin	C	5/102	Portland Trail Blazers	1978-79
1980	Everette Jefferson	G	6/130	Houston Rockets	1978-80
1979	Phil Abney	F	6/113	New York Knicks	1977-79
1979	Russell Saunders	G	10/200	Kansas City Kings	1977-79
1978	Michael Cooper	G	3/60	Los Angeles Lakers	1976-78
1978	Willie Howard	F	7/139	New Orleans Jazz	1977-78
1978	Marvin Johnson	F	2/31	Chicago Bulls	1976-78
1974	Bernard Hardin	F	5/74	Portland Trail Blazers	1972-74
1973	Darryl Minniefield	F	4/53	Philadelphia 76ers	1971-73
1971	Willie Long	C	2/35	Cleveland Cavaliers	1968-71
1970	Ron Becker	F	10/168	Baltimore Bullets	1967-70
1970	Greg Howard	F	1/10	Phoenix Suns	1967-69
1969	Ron Sanford	F	4/51	Cincinnati Royals	1967-69
1968	Ron Nelson	G	3/26	Baltimore Bullets	1966-68
1967	Mel Daniels	F	1/9	Cincinnati Royals	1964-67
1967	Ben Monroe	F	12/127	Los Angeles Lakers	1965-67
1967	Bill Morgan	F	11/119	San Francisco Warriors	1965-67
1964	Ira Harge	C	2/11	Philadelphia 76ers	1962-64
1956	Toby Roybal	G	NA	New York Knicks	1953-54, 1955-56



***THIS IS THE  
UNIVERSITY OF NEW MEXICO***



ALBERTO MEMORIAL CHAPEL

1889

UNIV

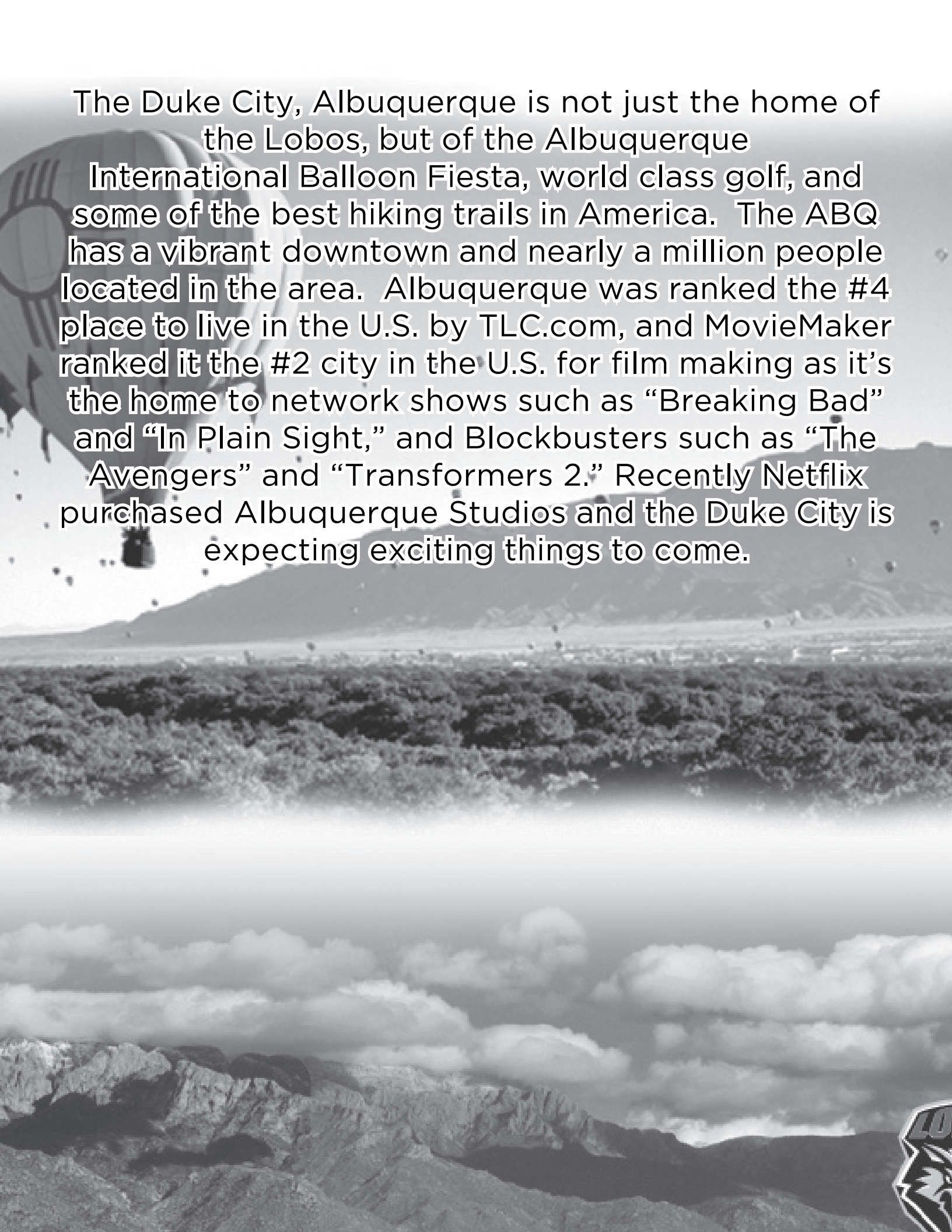
Founded in 1889, The University of New Mexico now occupies 600 acres along old Route 66 in the heart of Albuquerque. The University is the state's flagship research institution. UNM Research injects millions of dollars into New Mexico's economy, funds new advancements in healthcare, and augments teaching - giving students valuable hands-on training in state-of-the-art laboratories.





# ***THIS IS ALBUQUERQUE***



A black and white photograph of a hot air balloon rising over a desert landscape. The balloon is on the left side of the frame, with its basket hanging below. The landscape is a vast, flat plain with some low-lying vegetation in the foreground. In the background, there are mountains under a sky with scattered clouds. The text is overlaid on the upper portion of the image.

The Duke City, Albuquerque is not just the home of the Lobos, but of the Albuquerque International Balloon Fiesta, world class golf, and some of the best hiking trails in America. The ABQ has a vibrant downtown and nearly a million people located in the area. Albuquerque was ranked the #4 place to live in the U.S. by TLC.com, and MovieMaker ranked it the #2 city in the U.S. for film making as it's the home to network shows such as "Breaking Bad" and "In Plain Sight," and Blockbusters such as "The Avengers" and "Transformers 2." Recently Netflix purchased Albuquerque Studios and the Duke City is expecting exciting things to come.







# PAUL WEIR | HEAD COACH

## 5TH YEAR AS UNM HEAD COACH

### York, 2004



Paul Weir was named the 21st head men's basketball coach at The University of New Mexico in April of 2017 and is entering his fourth season at the helm of the Lobos in 2020-21.

In his first year as the head coach of the Lobos, Weir guided New Mexico to a 19-15 overall record and coached a preseason ninth-place team to a third-place finish in the league. He also powered UNM to the Mountain West Championship title game for the first time since 2014. In his second season, UNM enjoyed its largest margin of victory over a top-10 ranked opponent with a 27-point win over then-undefeated No. 5/6 Nevada (85-58). The Lobos finished the season 14-18 and sixth in the Mountain West.



### PAUL WEIR NOTES

- Weir's 28-6 record as a first-year head coach in 2016-17 at NMSU tied for the 10th-most wins by a Division I head coach in NCAA history
- His 28 wins in 2016-17 were the most in Division I for first-year head coaches
- Among those 28 wins was an NMSU school record 20-game win streak that was at the time the longest in the nation
- Has three master's degrees in health and human performance, sports psychology and business administration. Recently completed his PhD in educational leadership from New Mexico State.
- Played at York University and became starting point-guard for the Lions as a freshman
- Weir arrived at NM State in 2007 after two seasons as the director of basketball operations at Iowa, where he served under former Lobo head coach Steve Alford

Under Weir, the Lobos have broken numerous UNM records including the records for most points in a conference season (1,508), most 3-point field goals made in a single season (367), most points in a single game (147) and most points in a conference game (119).

In the 2019-20 season, Weir led the Lobos to a 15-3 home record, showing off his team's talent in front of nearly 200,000 total fans, the highest season attendance in The Pit since 2015-16. UNM kicked off the season with a 12-0 home streak which continued a pair of straight home victories to conclude the 2018-19 season for a total of 15 straight home wins, marking the 12th-longest home win streak in program history. Weir's Lobos led the Mountain West in steals per game with a whopping 8.09 before ultimately falling in the MW Quarterfinals to the eventual Tournament Champion, Utah State. In all three of Weir's Mountain West Tournament appearances, he has led his Lobos into battle with an eventual defeat to the league champion.



lead the team to a golden experience, defeating USA in the semifinals of the FIBA U19 World Cup. Team Canada would go on to win gold after downing Italy 79-60. Previously, in the summer of 2015, Weir served as an assistant coach with the Costa Rican National team.

Prior to New Mexico State, Weir spent two seasons at The University of Iowa, where he served under former Lobo head coach Steve Alford. In 2005-06, his first season in Iowa City, the Hawkeyes won 25 games on their way to a Big Ten Tournament Championship.

Weir got his start in collegiate basketball as an assistant for Mike McConathy at Northwestern State (La.) in 2004-05. The Demons went 21-12 and won the Southland Conference regular-season title.

The Canada native served as the head coach at Don Bosco Catholic High School in Toronto after prepping at Iona Catholic Secondary School before going on to play at York University in Toronto, Canada.

Weir graduated with honors while earning his bachelor's degree from York in 2004. He earned his master's degree in health and human performance from Northwestern State in 2005, added a second master's degree in sports psychology from Iowa in 2010 and a third master's degree in business administration from New Mexico State in 2012. In February of 2019, Weir completed his PhD from New Mexico State in Educational Leadership.

The 2019-20 season also saw the Lobos top their first Power 5 team since 2012 with a 59-50 victory over Wisconsin at the Barclays Center in Brooklyn, N.Y., as well as the first sweep over in-state rival New Mexico State in Weir's tenure.

Weir came to UNM after a 10-year stint, including the final season as head coach, with New Mexico State University. In his first nine seasons at New Mexico State, the Aggies made five NCAA Tournament appearances along with three regular-season Western Athletic Conference (WAC) Championships.

Weir led New Mexico State to unprecedented success in his lone season as head coach during the 2016-17 season. The Aggies went 28-6 overall, 11-3 in the Western Athletic Conference, and won the WAC Tournament Championship to advance to the NCAA Tournament. Weir's 28 wins in 2016-17 were the most in Division I for first-year head coaches, and his 28-6 record as a first-year head coach tied for the 10th-most wins by a Division I head coach in NCAA history. Among those 28 wins was a school-record 20-game winning streak that was at the time the longest in the nation.

In the summer of 2017, Weir joined Team Canada's junior national team as an assistant coach. He helped

### ***PAUL WEIR PROFILE***

Head Coach Experience:

New Mexico (2017-present) (52-47)  
New Mexico State (2016-17) (28-6)

Associate Head Coach Experience:

New Mexico State (2007-16)

Director of Basketball Operations:

University of Iowa (2005-07)

Assistant Coach:

Northwestern State (La.) (2004-05)

Personal:

Wife: Alma  
Children: Sons Theodore and Noah



# DAN McHALE

## ASSISTANT COACH

### 2ND YEAR AT NEW MEXICO

#### Kentucky, 2001

Dan McHale enters his second season as assistant coach of the Lobos in 2018-19. He comes to New Mexico after a three-year stint as the head coach at Eastern Kentucky.

In his first season at Eastern Kentucky in 2015-16, McHale's fast-paced Colonels ranked 18th in the country in scoring offense (80.5 points-per-game) and scored over 100 points in three games. His up-tempo system led ECU to be the only school in the Ohio Valley Conference (OVC) to rank in the top three in the conference in all shooting percentage categories – first in three-point percentage (39.5), second in field goal percentage (a school-record 49.1) and third in free throw percentage (73.0).

McHale earned 15 wins in his inaugural season, the most by a first-year Colonel head coach since the 1992-93 season. In his tenure at ECU, he also guided multiple All-OVC selections.

Prior to his position as head coach at ECU, McHale served as an assistant coach at the University of Minnesota where he worked under head coach Richard Pitino. McHale got his coaching start under Hall of Fame coach Rick Pitino as a staff assistant at Louisville from 2001 to 2003.

In his first season at Minnesota, McHale helped the Gophers to an NIT Championship and a 25-13 record that included wins over No. 9 Wisconsin and No. 11 Ohio State. The 25 victories marked the second-most in program history. The 2014-15 squad won 18 games, including a victory at Michigan State, a team that would reach the Final Four.



### DAN McHALE PROFILE

**Born:** October 8, 1979, in Alexandria, Va.

**College:** University of Kentucky  
B.A., Business Administration '01

#### Coaching Experience:

2001-03 University of Louisville Graduate Assistant  
2004-05 Manhattan College Director of Operations  
2005-07 University of Louisville Video Coordinator  
2007-10 Iona College Assistant Coach  
2010-13 Seton Hall University Assistant Coach  
2013-15 University of Minnesota Assistant Coach  
2015-18 Eastern Kentucky University Head Coach  
2019-pr. New Mexico Assistant Coach

#### Personal:

Wife: Jackie  
Children: Daughters: Lilly and Molly, Son: Daniel

He spent three seasons at Seton Hall under head coach Kevin Willard before his two-year stint at Minnesota. There he helped the Pirates win 20 games in his second season. While at Seton Hall, McHale was responsible for the Pirates' defensive game planning and spearheaded opponent scouting and game preparation.

McHale joined Willard's first staff at Iona as an assistant in 2007 before joining Willard at Seton Hall in 2010. While at Iona, McHale and Willard helped lead the Gaels from two wins the season prior to their arrival to 12 wins in their first season and 21 wins in year three. McHale recruited NBA draft pick and 2012 MAAC Player of the Year Scott Machado to Iona.

Before entering the coaching ranks, McHale served as a student manager for four seasons (1997-01) at Kentucky. He was part of one national championship team, four NCAA Tournament teams and three Southeastern Conference Championships while working with Tubby Smith's Wildcats.

The Chatham, New Jersey native earned a bachelor's degree in business administration and graduated with honors from the University of Kentucky in 2001. McHale and his wife Jackie have two daughters, Lilly and Molly, and a son, Daniel.



**SCOTT PADGETT**  
**ASSISTANT COACH**  
**1ST YEAR AT NEW MEXICO**  
 Kentucky, 1999

The University of New Mexico men's basketball program added former University of Kentucky All-American and first-round NBA draft selection Scott Padgett to its coaching staff in July 2020. He enters his first season as assistant coach in 2020-21.

Padgett came to UNM after serving as head coach at Samford University from 2014-20 following four years as an NCAA Division I assistant coach between Samford and Manhattan College. As a player at Kentucky, Padgett played under coach Rick Pitino and finished his career a two-time NCAA Championship Game Chevy Player of the Game (1997, 1998). He helped lead the Wildcats to two National Championship games (1997, 1998) claiming the 1998 NCAA National Championship title.

While at Samford, Padgett's teams posted two of the three winningest seasons for the university in the previous 15 years, including the team's first 20-win season in over a decade. In 2016-17, Padgett led the Bulldogs to the only postseason win in the university's history. He also led the program to its only win in school history over a Big 10 team when he led the Bulldogs to a victory over Nebraska. Under Padgett's tutelage, the Bulldogs accumulated a school-record 2,834 points during the 2016-17 season while breaking the record for field goal attempts with 2,038.

In his first season at Samford, Padgett was named a finalist for the 2015 Joe B. Hall Award, which is presented annually to the top first-year coach in college basketball.

Prior to his time at Samford, Padgett was part of a 15-win improvement in one season during the 2011-12 season – the biggest improvement in the NCAA in that season. He spent two seasons at Manhattan after serving as an assistant strength coach at Kentucky under John Calipari where he helped



**SCOTT PADGETT PROFILE**

**Born:** April 19, 1976, Louisville, Ky.

**College:** University of Kentucky  
 B.A., Social Work, '99

**Playing Experience:**

- 1999-03 Utah Jazz
- 2003-05 Houston Rockets
- 2005-06 New Jersey Nets
- 2006-07 Houston Rockets
- 2007 Memphis Grizzlies
- 2007 CB Grenada

**Coaching Experience:**

- 2009-10 Kentucky Assistant Coach
- 2010-12 Manhattan Assistant Coach
- 2012-14 Samford Assistant Coach
- 2014-20 Samford Head Coach
- 2020-pr. New Mexico Assistant Coach

**Personal:**

**Spouse:** Cynthia Padgett  
**Children:** Sons: Logan and Lucas, Daughter: Layla

coach future NBA standouts John Wall, Eric Bledsoe, Demarcus Cousins, Darius Miller and Patrick Patterson.

As of 2020, Padgett has recruited and coached 30 players that have gone on to play professionally.

Padgett completed his career at Kentucky highly decorated, logging a gold medal at the World University Games in Italy in 1997 and earning MVP of the SEC Tournament in 1999. Additionally, Padgett is a two-time All-Final Four Team honoree, a two-time All-NCAA Region Team honoree and a John Wooden All-American. Padgett is a member of Kentucky's 1,000 Point Club and was named to the SEC's Good Works Team as well as to the SEC's All-Academic Team twice.

The High School McDonald's All-American candidate went on to a first-round NBA draft pick selection in which he was chosen by the Utah Jazz, where he played professionally from 1999-2003. He went on to compete for four other teams over his eight-year professional career including the Houston Rockets (2003-05, 2006-07), New Jersey Nets (2005-06), Memphis Grizzlies (2007) and CB Granada in 2007.



# **RALPH DAVIS**

## **DIRECTOR OF OPERATIONS**

### **3RD YEAR AT NEW MEXICO**

Texas A&M Kingsville, 2007

Ralph Davis enters his third season with the Lobos in 2020-21 after spending nine years at New Mexico Military Institute, most recently as the Broncos' head coach. He was hired as the video coordinator for UNM men's basketball in August 2018, promoted to director of operations in June 2019 and promoted to assistant coach in Sept. 2020.

"Ralph is a talented young coach who has worked tirelessly at NMMI for the past nine years," head coach Paul Weir said. "His work ethic and dedication to his program is well known and we look forward to adding him into our fold."

Davis served in the assistant/associate coach capacity at NMMI from Aug. 2009-July 2015 and was instrumental in the recruitment of 16 players that moved on to the NCAA Division I level and another 15 that advanced to the collegiate scholarship level. He helped the squad to the NJCAA Region V tournament for just the fourth time in school history and his responsibilities included creating video edits and scout reports while handling multiple game-day operation tasks.

He was promoted to head coach of the Broncos in August 2015 where he coached a trio of First Team All-Conference honorees and coached the team to a .500 record in WJCAC for just the second time in the last 14 years. He also helped lead the 2017-18 team to a top-20 ranking in NJCAA in points per game and offensive rebounds per game.

During Davis' tenure at the Institute, the Broncos enjoyed continuous year-by-year improvement for five of the last six seasons, with 40 players moving on to play at the D1, D2 and NAIA level. Davis was an integral part of the player development on and off the court and had a hand in the improvement of all aspects of the program, mentoring four WJCAC first team



### **RALPH DAVIS PROFILE**

**Born:** October 29, 1985, in New York, N.Y.

**College:** Texas A&M Kingsville  
B.S. Criminology, '07  
M.A. Sociology, '09

**Playing Experience:**  
2003-05 New Mexico Military Institute (NMMI)  
2005-07 Texas A&M Kingsville

**Coaching Experience:**  
2007-09 Texas A&M Kingsville Graduate Assistant  
2009-14 NMMI Assistant Coach  
2014-15 NMMI Associate Head Coach  
2015-18 NMMI Head Coach  
2018-19 New Mexico Video Coordinator  
2019-20 New Mexico Director of Operations  
2020-pr. New Mexico Assistant Coach

selections as well as six honorable mention selections.

During the 2014-15 season, as associate head coach, he helped the Broncos to their first Region V tournament appearance since 2002. Through that time they proved to be a formidable opponent, celebrating an 11-1 record at the Cahoon Armory. While working under head coach Sean Schooley, the Broncos adopted a staunch rebounding mentality and finished top five nationally in offensive rebounds per game, top 10 nationally in total rebounds per game and top 20 in rebound margin. They led the conference in all three of those categories.

Prior to NMMI, Davis was the assistant coach under Pete Peterson at Texas A&M – Kingsville for the 2007-09 seasons. At Kingsville, he was tasked with recruiting, opponent scouting and daily operations. During this time, Davis helped develop two Lone Star Conference Defensive Players of the Year. Along with a first team All-Lone Star Conference selection, Davis also coached two second team All-LSC selections and three LSC honorable mention choices. And in the 2008-09 season, the Javelinas returned to the NCAA Division II Tournament for the first time in five seasons, just the fourth time in school history.

As a player, Davis was WJCAC Honorable Mention selection and started all 30 games during his sophomore year with the Broncos. He would move on to Texas A&M – Kingsville and become a member of the first nationally ranked Kingsville basketball team in more than 11 seasons.

The east coast native graduated from Texas A&M – Kingsville in 2007 with a degree in criminology and in 2009 with a master's in sociology. He is an alum of the New Mexico Military Institute with an Associate of Arts degree. He is also the 2003 New Jersey State triple jump champion.

Davis has worked at various camps across the country not limited to the HOOP GROUP Elite Camp and recently the Under Armour All-American Camp.



**DAVE PILIPOVICH**  
**SPECIAL ASSISTANT TO THE HEAD COACH**  
**1ST YEAR AT NEW MEXICO**  
 Thiel College, 1986

Dave Pilipovich was added as the special assistant to the head coach for The University of New Mexico men's basketball team in October 2020 following a historic stint at fellow Mountain West program, Air Force.

Pilipovich, who served as head coach at Air Force for eight seasons, spent a total of 13 seasons at the academy and amassed a record of 110-151 in his time at the helm of the Falcons.

In his time at Air Force, Pilipovich led his team to one of the biggest victories in program history with a 58-56 triumph over 13th-ranked San Diego State at home, marking Air Force's first-ever win over a Top-20 team at the time.

Pilipovich's time at Air Force served as one of the most successful tenures in program history. He finished as one of two coaches in history to post multiple conference home winning records in a season, accomplishing it in 2012-13 and again in 2018-19. He led the program to more six-win conference seasons (four) than any other coach in program history with only two other coaches accomplishing two seasons with six or more wins.

In his nearly five seasons as an assistant coach with the Falcons, he helped the squad to its first postseason appearance since 2007 with an appearance in the ColleeGnInsider.com Tournament following the 2010 campaign.

Prior to joining the Falcons, Pilipovich spent two years with the University of Michigan basketball program. In his first season with



**DAVE PILIPOVICH PROFILE**

**Born:** January 28, 1964, in Duquesne, Penn.  
**College:** Thiel College  
 B.A., Business Administration, '86  
 California (Pa.)  
 M.S., Geography and Regional Planning, '88

**Coaching Experience:**  
 1986-89 California (Pa.) Graduate Assistant  
 1989-91 Florida Atlantic Assistant Coach  
 1991-94 Florida Atlantic Associate Head Coach  
 1994-96 Georgia State Assistant Coach  
 1996-00 Robert Morris Assistant Coach  
 2000-05 Eastern Michigan Assistant Coach  
 2005-07 Michigan Administrative Assistant/Asst. Coach  
 2007-12 Air Force Assistant Coach  
 2012-20 Air Force Head Coach  
 2020-pr. New Mexico Sp. Assistant to the Head Coach

**Personal:**  
**Wife:** Kelly Pilipovich  
**Children:** Daughter Kelsey and son Kyle

the Wolverines, he served as the administrative assistant to head coach Tommy Amaker and helped the team to two NIT appearances, including an NIT final. He then served as assistant coach during the 2006-07 season.

Pilipovich has 30 years of coaching experience. Prior to his time at Michigan, he spent five years as an assistant coach at Eastern Michigan (2000-05), four years as an assistant at Robert Morris (1996-2000), two years as an assistant at Georgia State (1994-96) and two years as an assistant coach at Florida Atlantic University (1989-91), before being named associate head coach the following four years (1991-94).

Pilipovich began his coaching career serving as a graduate assistant at California University (Pa.) for two years (1986-88) before being named as an assistant coach for one season.

A 1986 graduate of Thiel College in Greenville, Pa., with a degree in business administration, Pilipovich earned four varsity basketball letters and served as team captain during his senior season. He earned his master's degree from California (Pa.) in 1988 in geography and regional planning.

Pilipovich and his wife, Kelly, have a son, Kyle and a daughter, Kelsey.



# **ROBERT EDWARDS**

## **VIDEO COORDINATOR**

### **1ST YEAR AT NEW MEXICO**

Nebraska, 2016

Robert Edwards joined the Lobo men's basketball staff as the video coordinator in Sept. 2020. He is responsible for handling video for the Lobos including game film exchange, recording and clipping of practices and scout video.

Edwards came to UNM as no stranger to the Mountain West as he previously served as a graduate assistant coach at Nevada, where he earned his master's degree in 2019.

Edwards came to New Mexico from Texas A&M Corpus Christi where he served as video coordinator for the 2019-20 season. He was responsible for preparing analytics and scout reports of opposing teams while overseeing all game film exchange, recording and clipping practices and games and more.



### **ROBERT EDWARDS PROFILE**

**Born:** June 14, 1994, in Overland Park, Kan.

**College:** Nebraska  
B.A. Communications, '16  
Minor in coaching  
Nevada  
M.A. Justice Management, '19

#### **Coaching Experience:**

2013-17 Nebraska Student Manager  
2015 Cornhusker Shooting Stars 16U Head Coach  
2015 Cornhusker Shooting Stars 17U Assistant Coach  
2017-19 Nevada Graduate Assistant  
2019-20 Texas A&M Corpus Christi Video Coordinator  
2020-pr. New Mexico Video Coordinator

Prior to his time at Texas A&M Corpus Christi, he served as graduate assistant coach at Nevada from August 2017 to May 2019 where he helped the Wolf Pack to a pair of Mountain West regular-season championships and two NCAA Tournament berths. His responsibilities included creating scouting graphics as well as analyzing opposing teams.

Edwards earned his bachelor's degree in communications with a minor in coaching from the University of Nebraska in Dec. 2016.



**AKI COLLINS**  
**DIRECTOR OF OPERATIONS**  
**1ST YEAR AT NEW MEXICO**  
 Clark Atlanta, 1997

The University of New Mexico men's basketball program added Aki Collins to its staff as the director of basketball operations in October 2020.

Collins came to UNM after spending the previous five years as an amateur evaluation scout for the Oklahoma City Thunder. Prior to his time with the Thunder, Collins spent three years as an assistant coach at the University of Memphis (2012-15) and four years as an assistant coach at Marquette (2008-12).

Collins also spent stints as an assistant coach at Fairfield University (2006-08), Marshall (2003-06), Howard University (2000-03) and the University of Colorado, Boulder (1997-2000).

Collins earned a bachelor of arts in communication from Clark Atlanta University in 1997 and is currently working on a master's degree in athletic leadership at Rider University.

**AKI COLLINS PROFILE**

**Born:** August 6, 1971, in Brooklyn, N.Y.

**College:** Clark Atlanta  
 B.A. Communication, '97  
 Rider  
 M.A. Athletic Leadership, In progress

**Professional/Coaching Experience:**  
 1994-96 Clark Atlanta Head Manager  
 1997-00 Univ. of Colorado Assistant Coach  
 2000-03 Howard Assistant Coach/Recruiting Coord.  
 2003-06 Marshall Assistant Coach/Recruiting Coord.  
 2006-08 Fairfield Assistant Coach  
 2008-12 Marquette Assistant Coach  
 2012-15 Univ. of Memphis Assistant Coach  
 2015-17 Oklahoma City Thunder Amateur Scout  
 2017-20 Oklahoma City Thunder Amateur Eval Scout/  
 ID and Intelligence

**BASKETBALL SUPPORT STAFF**



**Briana Whitaker**  
Admin. Assistant



**Nick Michael**  
Strength & Conditioning



**Gil Schmidt**  
Athletic Trainer



**Sarah Works**  
Dir. of Player Development



**Chelsea Pitvorec**  
Communications



**Michael Murphy**  
Manager



**Isaiah Brooks-Sena**  
Manager



**Denilo Padilla**  
Manager



**Joseph Esquibel**  
Manager



## 2020-21 LOBO MEN'S BASKETBALL ROSTER

### PRONUNCIATION GUIDE

0	Isaiah MARIN.....	MARE-in
1	BAYRON MATOS.....	BYE-run MAT-ohs
2	SAQUAN Singleton.....	SAY-qwan
4	Emmanuel KUAC.....	KWATCH
10	MAKUACH MALUACH.....	muh-KWATCH mal-a-WATCH
13	JAVONTÉ Johnson.....	Juh-VAHN-tay
14	Logan PADGETT.....	PAD-jet
22	VALDIR Manuel.....	val-DEER
23	ELOY MEDINA.....	EE-loy muh-DEE-nuh
30	Kurt WEGSCHEIDER.....	WEG-shy-der
35	ASSANE NDIAYE.....	uh-SAHN

### BY ELIGIBILITY

#### Seniors (2)

3	Keith McGee.....	G
10	Makuach Maluach.....	G/F

#### Juniors (6)

2	Saquan Singleton.....	G
5	Rod Brown.....	F
20	Clay Patterson.....	G
22	Valdir Manuel.....	F
33	Jordan Arroyo.....	F
35	Assane Ndiaye.....	F

#### Sophomores (4)

4	Emmanuel Kuac.....	G
11	Jeremiah Francis III.....	PG
14	Logan Padgett.....	F
30	Kurt Wegscheider.....	G

#### Freshmen (6)

0	Isaiah Marin.....	G
1	Bayron Matos.....	F
12	Daniel Headdings.....	G
13	Javonté Johnson.....	G
21	Nolan Dorsey.....	PG
23	Eloy Medina.....	G

### HOME STATE/COUNTRY

#### Alabama (1)

14	Logan Padgett.....	F
----	--------------------	---

#### Alaska (1)

12	Daniel Headdings.....	G
----	-----------------------	---

#### Arizona (1)

0	Isaiah Marin.....	G
---	-------------------	---

#### Colorado (1)

13	Javonté Johnson.....	G
----	----------------------	---

#### New Mexico (3)

20	Clay Patterson.....	G
23	Eloy Medina.....	G
33	Jordan Arroyo.....	F

#### New York (2)

2	Saquan Singleton.....	G
3	Keith McGee.....	G

#### North Carolina (1)

21	Nolan Dorsey.....	PG
----	-------------------	----

#### Ohio (1)

11	Jeremiah Francis III.....	PG
----	---------------------------	----

#### Tennessee (1)

5	Rod Brown.....	F
---	----------------	---

#### Angola (1)

22	Valdir Manuel.....	F
----	--------------------	---

#### Australia (1)

10	Makuach Maluach.....	G/F
----	----------------------	-----

#### Canada (1)

4	Emmanuel Kuac.....	G
---	--------------------	---

#### Central African Republic (1)

30	Kurt Wegscheider.....	G
----	-----------------------	---

#### Dominican Republic (1)

1	Bayron Matos.....	F
---	-------------------	---

#### Senegal (1)

35	Assane Ndiaye.....	F
----	--------------------	---

### NUMERICAL ROSTER

#	NAME	HT	POS	YR	EXP @ UNM	HOMETOWN (LAST SCHOOL/TEAM)
0	Isaiah Marin	6-5	G	Fr.	HS	Phoenix, Ariz (College Prep Academy)
1	Bayron Matos	6-9	F	R-Fr.	HS	Santo Domingo D.R. (Hamilton Heights C. Acad.)
2	Saquan Singleton	6-6	G	Jr.	TR	Bronx, N.Y. (Hutchinson CC)
3	Keith McGee	6-3	PG	R-Sr.	2L	Rochester, N.Y. (South Plains College)
4	Emmanuel Kuac	6-7	G	So.	1L	Calgary, Alberta, Canada (Kearns HS (Utah))
5	Rod Brown	6-7	F	R-Jr.	TR	Memphis, Tenn. (Pearl River CC/Wichita State)
10	Makuach Maluach	6-7	G/F	Sr.	3L	Sydney, Australia (Newington College)
11	Jeremiah Francis III	6-1	PG	So.	TR	Columbus, Ohio (North Carolina)
12	Daniel Headdings	6-2	G	R-Fr.	HS	Wasilla, Alaska (Wasilla HS)
13	Javonté Johnson	6-6	G	Fr.	HS	Colorado Springs, Colo. (Cheyenne Mtn. HS)
14	Logan Padgett	6-7	F	So.	TR	Homewood, Ala. (Samford)
20	Clay Patterson	6-1	G	R-Jr.	2L	Rio Rancho, N.M. (Fort Lewis)
21	Nolan Dorsey	6-5	PG	Fr.	HS	Knightdale, N.C. (Milbrook HS)
22	Valdir Manuel	6-10	F	Jr.	TR	Luanda, Angola (Harcum College)
23	Eloy Medina	6-3	G	Fr.	HS	Albuquerque, N.M. (West Mesa HS)
30	Kurt Wegscheider	6-4	G	So.	1L	Bangui, Central African Republic (NBA Academy Africa)
33	Jordan Arroyo	6-7	F	Jr.	2L	Albuquerque, N.M. (Atrisco Heritage Acad.)
35	Assane Ndiaye	7-1	F	Jr.	TR	Dakar, Senegal (Kilgore College)

### ALPHABETICAL ROSTER

#	NAME	HT	POS	YR	EXP. @ UNM	HOMETOWN (LAST SCHOOL/TEAM)
33	Jordan Arroyo	6-7	F	Jr.	2L	Albuquerque, N.M. (Atrisco Heritage Acad.)
5	Rod Brown	6-7	F	R-Jr.	TR	Memphis, Tenn. (Pearl River CC/Wichita State)
21	Nolan Dorsey	6-5	PG	Fr.	HS	Knightdale, N.C. (Milbrook HS)
11	Jeremiah Francis III	6-1	PG	So.	TR	Columbus, Ohio (North Carolina)
12	Daniel Headdings	6-2	G	R-Fr.	HS	Wasilla, Alaska (Wasilla HS)
13	Javonté Johnson	6-6	G	Fr.	HS	Colorado Springs, Colo. (Cheyenne Mtn. HS)
4	Emmanuel Kuac	6-7	G	So.	1L	Calgary, Alberta, Canada (Kearns HS (Utah))
10	Makuach Maluach	6-7	G/F	Sr.	3L	Sydney, Australia (Newington College)
22	Valdir Manuel	6-10	F	Jr.	TR	Luanda, Angola (Harcum College)
0	Isaiah Marin	6-5	G	Fr.	HS	Phoenix, Ariz (College Prep Academy)
1	Bayron Matos	6-9	F	R-Fr.	HS	Santo Domingo D.R. (Hamilton Heights C. Acad.)
3	Keith McGee	6-3	PG	R-Sr.	2L	Rochester, N.Y. (South Plains College)
23	Eloy Medina	6-3	G	Fr.	HS	Albuquerque, N.M. (West Mesa HS)
35	Assane Ndiaye	7-1	F	Jr.	TR	Dakar, Senegal (Kilgore College)
14	Logan Padgett	6-7	F	So.	TR	Homewood, Ala. (Samford)
20	Clay Patterson	6-1	G	R-Jr.	2L	Rio Rancho, N.M. (Fort Lewis)
2	Saquan Singleton	6-6	G	Jr.	TR	Bronx, N.Y. (Hutchinson CC)
30	Kurt Wegscheider	6-4	G	So.	1L	Bangui, Central African Republic (NBA Academy Africa)

### STARTERS RETURNING (1)

No.	Name	Pos.	GP-GS	Pts.	Reb.	Ast.	FG%	FT%
10	Makuach Maluach	G/F	33-33	9.6	4.0	1.2	48.0%	72.6%

### OTHER LETTERWINNERS RETURNING (5)

No.	Name	Pos.	GP-GS	Pts.	Reb.	Ast.	FG%	FT%
3	Keith McGee	G	31-2	5.9	1.6	0.8	47.3	60.0
4	Emmanuel Kuac	G	19-0	1.5	1.3	0.5	52.2	16.7
20	Clay Patterson	G	9-0	0.7	0.3	0.3	00.0	100.0
30	Kurt Wegscheider	G	17-2	1.9	1.3	0.4	56.0	57.1
33	Jordan Arroyo	F	14-1	1.0	1.2	0.1	41.7	66.7

### STARTERS LOST (4)

No.	Name	Pos.	GP-GS	Pts.	Reb.	Ast.	FG%	FT%
0	Zane Martin	G	33-18	10.1	2.9	3.1	41.5	70.5
1	Corey Manigault	F	33-20	12.5	4.5	0.7	54.5	69.8
2	Vance Jackson	G/F	28-28	11.1	5.3	1.3	41.4	71.4
5	JaQuan Lyle	G	29-28	14.9	4.2	4.6	43.0	74.6

### OTHER LETTERWINNERS LOST (4) NEWCOMERS (12)

No.	Name	Pos.	No.	Name	Pos.	Exp.
4	Tavian Percy	G	0	Isaiah Marin	G	HS
11	JJ Caldwell	G	1	Bayron Matos	F	HS
14	Vante Hendrix	G	2	Saquan Singleton	G	TR
15	Carlton Bragg	F	5	Rod Brown	F	TR
			11	Jeremiah Francis III	PG	TR
			12	Daniel Headdings	G	HS
			13	Javonté Johnson	G	HS
			14	Logan Padgett	F	TR
			21	Nolan Dorsey	PG	HS
			22	Valdir Manuel	F	TR
			23	Eloy Medina	G	HS
			35	Assane Ndiaye	F	TR



**Makuach Maluach**  
 6'5" | 190 - Senior - Guard/Forward  
 Sydney, Australia (Newington College)

**10**

**CAREER STATS**

Season	gp-gs	min/avg	Total		3-Point		F-Throws			Rebounds				Scoring						
			fg-fga	pct	fg-fga	pct	ft-fga	pct	off	def	tot	avg	pts	pf	fo	ast	to	blk	stl	pts
2017-18	34-15	669/19.7	117-211	.555	29-63	.460	64-79	.810	37	48	85	2.5	82	3	33	43	8	19	327	9.6
2018-19	32-28	846/26.4	105-274	.383	44-134	.328	62-89	.697	33	94	127	4.0	71	2	60	60	16	21	316	9.9
2019-20	33-33	895/27.1	117-244	.480	29-93	.312	53-73	.726	41	92	133	4.0	58	0	38	46	13	27	316	9.6
<b>TOTAL</b>	<b>99-76</b>	<b>2410/24.3</b>	<b>339-729</b>	<b>.465</b>	<b>102-290</b>	<b>.352</b>	<b>179-241</b>	<b>.743</b>	<b>111</b>	<b>234</b>	<b>345</b>	<b>3.5</b>	<b>211</b>	<b>5</b>	<b>131</b>	<b>149</b>	<b>37</b>	<b>67</b>	<b>959</b>	<b>9.7</b>

**2020-21 GAME-BY-GAME STATISTICS**

Date	gs	min	Total		3-Pointers		Free throws		Rebounds				pts	avg					
			fg-fga	pct	3fg-fga	pct	ft-fga	pct	off	def	tot	avg							
11/06/19	*	22	5-7	.714	2-4	.500	4-5	.800	0	2	2	2.0	1	0	2	1	1	16	16.0
11/09/19	*	27	2-3	.667	1-2	.500	0-0	.000	1	7	8	5.0	0	3	1	1	1	5	10.5
11/13/19	*	30	6-7	.857	2-2	1.000	2-2	1.000	1	0	1	3.7	2	2	2	0	0	16	12.3
11/16/19	*	29	5-9	.556	1-4	.250	1-2	.500	0	0	0	2.8	1	0	1	0	0	12	12.3
11/19/19	*	30	4-6	.667	2-3	.667	1-1	1.000	0	4	4	3.0	1	0	3	0	2	11	12.0
11/21/19	*	22	4-10	.400	0-4	.000	1-2	.500	1	2	3	3.0	4	0	2	0	9	11.5	
11/25/19	*	28	5-7	.714	0-1	.000	4-4	1.000	3	3	6	3.4	1	1	3	0	1	14	11.9
11/26/19	*	16	1-3	.333	0-1	.000	0-0	.000	1	0	1	3.1	2	2	2	0	1	2	10.6
12/01/19	*	25	4-6	.667	1-1	1.000	0-0	.000	0	2	2	3.0	2	2	3	0	0	9	10.4
12/04/19	*	27	3-3	1.000	0-0	.000	0-0	.000	0	0	0	2.7	1	2	0	1	2	6	10.0
12/07/19	*	31	5-10	.500	0-3	.000	2-3	.667	0	3	3	2.7	1	0	1	0	0	12	10.2
12/14/19	*	19	2-5	.400	0-2	.000	2-2	1.000	1	1	2	2.7	1	0	0	0	0	6	9.8
12/17/19	*	17	2-6	.333	1-3	.333	0-1	.000	2	2	4	2.8	0	1	2	0	0	5	9.5
12/22/19	*	31	7-7	1.000	3-3	1.000	2-5	.400	1	5	6	3.0	1	1	2	3	19	10.1	
12/29/19	*	30	4-10	.400	0-2	.000	6-9	.667	7	1	8	3.3	0	0	2	1	0	14	10.4
01/01/20	*	22	1-5	.200	0-2	.000	0-2	.000	1	0	1	3.2	2	1	1	0	0	2	9.9
01/07/20	*	32	5-10	.500	3-6	.500	0-0	.000	3	0	3	3.2	2	1	0	0	1	13	10.1
01/11/20	*	33	1-3	.333	0-0	.000	2-2	1.000	2	6	8	3.4	3	3	0	0	0	4	9.7
01/15/20	*	21	3-11	.273	0-3	.000	1-1	1.000	1	0	1	3.3	1	0	1	0	1	7	9.6
01/18/20	*	37	4-10	.400	0-4	.000	4-4	1.000	1	4	5	3.4	1	2	3	0	0	12	9.7
01/21/20	*	32	4-7	.571	2-3	.667	5-6	.833	1	12	13	3.9	3	1	2	2	2	15	10.0
01/25/20	*	30	1-8	.125	0-4	.000	1-1	1.000	1	7	8	4.0	1	0	2	0	0	3	9.6
01/29/20	*	30	3-13	.231	1-6	.167	0-0	.000	1	2	3	4.0	2	0	0	0	3	7	9.5
02/01/20	*	36	5-11	.455	3-6	.500	0-0	.000	2	4	6	4.1	3	2	0	0	2	13	9.7
02/08/20	*	15	1-6	.167	0-3	.000	0-0	.000	0	3	3	4.0	2	0	1	0	0	2	9.4
02/11/20	*	33	3-7	.429	1-4	.250	0-0	.000	3	3	6	4.1	3	4	1	1	0	7	9.3
02/15/20	*	35	6-7	.857	1-2	.500	6-10	.600	1	2	3	4.1	3	1	1	1	1	19	9.6
02/18/20	*	23	5-10	.500	1-4	.250	0-0	.000	1	4	5	4.1	4	2	2	0	1	11	9.7
02/23/20	*	20	2-9	.222	0-3	.000	0-0	.000	0	2	2	4.0	3	0	0	0	4	9.5	
02/26/20	*	27	2-6	.333	0-1	.000	3-3	1.000	1	2	3	4.0	2	1	1	1	1	7	9.4
02/29/20	*	31	3-7	.429	3-4	.750	1-3	.333	1	4	5	4.0	1	3	0	1	1	10	9.4
03/04/20	*	32	8-11	.727	1-3	.333	5-5	1.000	2	5	7	4.1	3	3	6	0	2	22	9.8
03/05/20	*	22	1-4	.250	0-0	.000	0-0	.000	1	0	1	4.0	1	0	0	1	0	2	9.6
<b>TOTAL</b>	<b>33</b>	<b>895</b>	<b>117-244</b>	<b>.480</b>	<b>29-93</b>	<b>.312</b>	<b>53-73</b>	<b>.726</b>	<b>41</b>	<b>92</b>	<b>133</b>	<b>4.0</b>	<b>58</b>	<b>38</b>	<b>46</b>	<b>13</b>	<b>27</b>	<b>316</b>	<b>9.6</b>

**CAREER HIGHS**

- Points:**..... 26 at Air Force (2-10-18)
- FG:**..... 10 at Air Force (2-10-18)
- FGA:**..... 15 at Fresno State (1-13-18)
- 3FG:**..... 6 at Air Force (2-10-18)
- 3FGA:**..... 7 (4x) Last time vs Wyoming (3-13-19)
- FT:**..... 12 at Wyoming (2-20-18)
- FTA:**..... 15 at Wyoming (2-20-18)
- Rebounds:**..... 13 vs San José State (1-21-20)
- Assists:**..... 5 (2x) Last time at Utah State (2-20-19)
- Blocks:**..... 3 (2x) Last time vs San Diego State (2-5-19)
- Steals:**..... 3 (3x) Last time vs No. 4 San Diego State (1-29-20)
- Minutes Played:**..... 38 at Air Force (2-10-18)

fourth on the all-time Lobo freshman single-season scoring list ... led the team in dunks with seven.

**HIGH SCHOOL:** Played prep ball at Newington College in Stanmore, NSW, Australia under head coach Rex Nottage ... graduated in 2017.

**PERSONAL:** From Sydney, Australia ... was a member of the Australian Junior National Team in the FIBA U18 Oceania Championships ... hobbies include playing video games with friends and playing soccer ... favorite athletes are Sadio Mané and DeMar DeRozan ... favorite foods are pasta and pizza ... favorite movies are the Fast and the Furious series.





**Keith McGee**  
 6'3" | 180 - Redshirt-Senior - Guard  
 Rochester, N.Y. (South Plains College)

**3**

**CAREER STATS**

Season	gp-gs	min/avg	Total		3-Point		F-Throws		Rebounds				Scoring							
			fg-fga	pct	fg-fga	pct	ft-fga	pct	off	def	tot	avg	pf	fo	ast	to	blk	stl	pts	avg
2018-19	29-12	587/20.2	93-209	.445	42-103	.408	35-44	.795	9	31	40	1.4	53	1	52	51	3	23	263	9.1
2019-20	31-2	495/16.0	71-150	.473	31-85	.365	9-15	.600	17	32	49	1.6	36	1	24	23	3	11	182	5.9
<b>TOTAL</b>	<b>60-14</b>	<b>1082/18.0</b>	<b>164-359</b>	<b>.457</b>	<b>73-188</b>	<b>.388</b>	<b>44-59</b>	<b>.746</b>	<b>26</b>	<b>63</b>	<b>89</b>	<b>1.5</b>	<b>89</b>	<b>2</b>	<b>76</b>	<b>74</b>	<b>6</b>	<b>34</b>	<b>445</b>	<b>7.4</b>

**2020-21 GAME-BY-GAME STATISTICS**

Date	gs	min	Total		3-Pointers		Free throws		Rebounds				Scoring						
			fg-fga	pct	3fg-fga	pct	ft-fga	pct	off	def	tot	avg	pf	fo	ast	to	blk	stl	pts
11/06/19	20	5-7	.714	2-4	.500	0-0	.000	1	1	2	2.0	0	1	1	0	0	0	12	12.0
11/09/19	20	4-7	.571	1-4	.250	1-1	1.000	1	3	4	3.0	2	3	1	0	0	0	10	11.0
11/13/19	15	2-4	.500	1-3	.333	0-0	.000	2	1	3	3.0	2	0	2	0	0	0	5	9.0
11/16/19	10	2-3	.667	0-1	.000	0-0	.000	0	1	1	2.5	1	0	0	0	0	0	4	7.8
11/19/19	14	0-2	.000	0-2	.000	0-1	.000	0	2	2	2.0	0	2	0	1	0	0	0	6.2
11/21/19	16	1-3	.333	1-2	.500	0-0	.000	0	0	2	2.0	2	0	2	0	0	0	3	5.7
11/25/19	22	6-12	.500	1-4	.250	0-2	.000	2	0	2	2.0	1	1	2	0	0	0	13	6.7
11/26/19	9	1-1	1.000	0-0	.000	0-0	.000	0	0	0	1.8	1	0	0	0	0	0	2	6.1
12/01/19	7	0-3	.000	0-2	.000	0-0	.000	0	0	0	1.6	0	1	0	0	0	0	0	5.4
12/04/19	3	0-0	.000	0-0	.000	0-0	.000	0	0	0	1.4	0	0	1	1	0	0	0	4.9
12/07/19	5	0-1	.000	0-1	.000	0-0	.000	1	0	1	1.4	0	0	0	0	0	0	0	4.5
12/14/19	14	3-5	.600	2-4	.500	0-0	.000	0	1	1	1.3	1	0	0	0	0	0	8	4.8
12/17/19	8	1-2	.500	0-1	.000	0-0	.000	0	2	2	1.4	3	0	1	0	0	0	2	4.5
12/22/19	11	1-3	.333	0-0	.000	1-2	.500	1	2	3	1.5	1	1	1	1	0	0	3	4.4
12/29/19	5	1-2	.500	0-0	.000	0-0	.000	0	0	0	1.4	2	0	2	0	0	0	2	4.3
01/01/20	6	0-0	.000	0-0	.000	0-0	.000	0	0	0	1.3	1	2	0	0	0	0	0	4.0
01/15/20	17	2-3	.667	0-0	.000	0-1	.000	0	0	0	1.2	1	0	1	0	1	1	4	4.0
01/18/20	6	0-0	.000	0-0	.000	0-0	.000	0	0	0	1.2	1	0	0	0	0	0	0	3.8
01/21/20	23	4-9	.444	2-5	.400	0-0	.000	0	1	1	1.2	5	1	2	0	0	0	10	4.1
01/25/20	27	4-6	.667	3-4	.750	0-0	.000	0	1	1	1.2	1	3	0	1	1	1	11	4.5
01/29/20	27	4-8	.500	2-5	.400	0-0	.000	0	2	2	1.2	0	1	1	0	1	10	4.7	
02/01/20	32	6-10	.600	6-9	.667	0-0	.000	0	0	0	1.1	4	2	1	0	3	18	5.3	
02/08/20	23	5-7	.714	1-2	.500	2-2	1.000	2	4	6	1.3	0	1	0	0	0	13	5.7	
02/11/20	19	1-4	.250	0-2	.000	0-0	.000	2	0	2	1.4	1	2	0	1	2	1	2	5.5
02/15/20	23	3-9	.333	3-8	.375	2-2	1.000	0	4	4	1.5	2	1	0	0	0	0	11	5.7
02/18/20	34	4-13	.308	2-9	.222	1-1	1.000	3	2	5	1.6	2	3	0	0	0	0	11	5.9
02/23/20	19	5-8	.625	1-2	.500	1-1	1.000	2	1	3	1.7	1	0	1	0	1	12	6.1	
02/26/20	15	0-3	.000	0-3	.000	0-0	.000	0	2	2	1.7	1	1	0	0	2	0	5.9	
02/29/20	11	2-2	1.000	1-1	1.000	0-0	.000	0	0	0	1.6	0	0	0	0	0	0	5	5.9
03/04/20	14	2-3	.667	0-0	.000	0-0	.000	0	0	0	1.6	1	1	1	1	1	4	5.8	
03/05/20	20	2-10	.200	2-7	.286	1-2	.500	0	2	2	1.6	0	0	0	0	0	7	5.9	
<b>TOTAL</b>	<b>2</b>	<b>495</b>	<b>71-150</b>	<b>.473</b>	<b>31-85</b>	<b>.365</b>	<b>9-15</b>	<b>.600</b>	<b>17</b>	<b>32</b>	<b>49</b>	<b>1.6</b>	<b>36</b>	<b>24</b>	<b>23</b>	<b>3</b>	<b>11</b>	<b>182</b>	<b>5.9</b>

**REDSHIRT-JUNIOR (2019-20):** Competed in 31 games including a pair of starts ... averaged 5.8 points, 3.9 rebounds, 0.8 assists and 0.4 steals in 16.0 minutes per game ... registered 11 double-digit contests including a season-high 18 points on Feb. 1 at Fresno State ... went a season-best 6-for-9 from 3-point range on Feb. 1 at Fresno State ... racked up a UNM career-high six rebounds on Feb. 8 against Wyoming ... fired at a clip of 47.3 percent (71-150) from the field and 36.5 percent (31-85) from the arc on the season ... collected a season-high 34 minutes in his second start of the season against Nevada on Feb. 18.

**REDSHIRT-SOPHOMORE (2018-19):** Saw action in 29 games for the Lobos in his first season at UNM including 12 starts... scored a season-high 25 points on Feb. 26 at San José State going 10-for-19 from the floor and 5-for-11 from behind the arc... also tallied 20-points on Feb. 13 vs San José State... racked up 12 double-digit scoring games... Averaged 9.1 ppg on the season... fired 44.5 percent from the floor (93-209) and 40.8 percent from 3-point range (42-103)... went 79.5 percent from the stripe going 35-44 on the season from the foul line while posting 52 assists on the year.

**FRESHMAN (2017-18 at South Plains College):** Competed in 32 games for the Texans in his inaugural season, starting in 22 ... averaged 21.2 minutes per game and posted 7.8 points and 2.4 rebounds per game ... helped his squad to the 2018 NJCAA Men's Basketball National Championship ... named 2018 NJCAA Tournament MVP ... helped South Plains to a 98-95 victory over College of Southern Idaho for the win with 20 points, going 5-for-8 from the floor, 3-for-4 from 3-point range and 7-for-12 from the charity stripe ... finished the season shooting 48.6 percent from the field, 44.7 percent from behind the arc while averaging 2.7 assists per game.



**CAREER HIGHS**

- Points:** ..... 25 at San José State (2-26-19)
- FG:** ..... 10 at San José State (2-26-19)
- FGA:** ..... 19 at San José State (2-26-19)
- 3FG:** ..... 6 at San José State (2-1-20)
- 3FGA:** ..... 11 at San José State (2-26-19)
- FT:** ..... 5 at Fresno State (2-2-19)
- FTA:** ..... 6 at Fresno State (2-2-19)
- Rebounds:** ..... 6 vs Wyoming (2-8-20)
- Assists:** ..... 5 (2x) Last time at San José State (2-26-19)
- Blocks:** ..... 1 (6x) Last time vs San José State (3-4-20)
- Steals:** ..... 3 (3x) Last time at Fresno State (2-1-20)
- Minutes Played:** ..... 34 vs Nevada (2-18-20)

**HIGH SCHOOL:** Finished his senior season registering the most dunks in school history at Greece Arcadia ... earned MVP honors ... named All-Greater Rochester Area First Team ... registered a 40-point game.

**PERSONAL:** Son of Chauncey and Chauntel ... has one younger sister, Kayla ... majoring in liberal arts ... favorite athlete is Russell Westbrook ... favorite food is "soul food"... favorite movie is Space Jam ... hobbies include dancing and playing Fort Night ... father Chauncey played basketball professionally overseas.



# Saquan Singleton

6'6" | 190 - Junior - Guard  
Bronx, N.Y. (Hutchinson CC)

2

**PRIOR TO UNM:** Competed for Hutchinson Community College in Hutchinson, Kansas ... named 2020 All-Region VI Second Team ... named 2020 All-Jayhawk West First Team ... finished his sophomore season as Hutchinson's leading rebounder, assist and steals leader, and was the Blue Dragons' fifth-leading scorer ... ranked in the Kansas Jayhawk Community College Conference top 20 in seven different categories in his final season at Hutchinson ... as a sophomore, averaged 11.8 points and a team-high 7.2 rebounds, 4.9 assists and 1.5 steals per game with 30 total blocked shots in 30.8 minutes per game ... Shot 54.4 percent from the field in 2019-20 ... collected 156 assists in 2019-20 marking the 10th-most in Blue Dragon single-season history while his 260 total career assists marked the sixth-most in Hutchinson history ... Finished sixth in his league (KJCCC) in rebounding, ninth in minutes played, 13th in field-goal percentage, 15th in blocked shots and 16th in steals in 2019-20 ... posted a triple-double of 14 points, 13 rebounds and 11 assists while racking up three other double-double on the season in his final year at Hutchinson.

**HIGH SCHOOL:** Competed at Monsignor Scanlan High School in Bronx, N.Y. where he was a 1,000-point, All-League scorer ... averaged 15 points, five assists and seven rebounds per game.

**PERSONAL:** Born April 6 to parents Shawniqua Epperson and Yokun Singleton ... has two brothers, Nukoy Singleton (23) and Lindel Robinson (3) ... hobbies include basketball and swimming ... favorite athlete is Kemba Walker ... favorite food is barbeque chicken ... favorite movie is Money Talks.





# Rod Brown

6'7" | 218 - Redshirt-Junior - Forward

Memphis, Tenn. (Pearl River CC/Wichita State)

5

**REDSHIRT-SOPHOMORE (2019-20 at Pearl River CC):** Saw action in 27 games, all of which he started, averaging 19.9 minutes per contest as a redshirt-sophomore ... helped lead the Wildcats to the only NJCAA DI undefeated season, the No. 1 seed in the national tournament and their second straight Region XXIII Championship ... averaged 13.1 points, 6.5 rebounds and 1.3 assists per game while shooting 56.4 percent from the floor on the season ... registered six double-doubles on the season to go along with five 20-point games including a season-high 28 points in Pearl River's 90-86 win over Jones College.

**REDSHIRT-FRESHMAN (2018-19 at Wichita State):** Appeared in 36 games at forward; served as primary back-up all-conference senior Markis McDuffie ... averaged 1.1 points, 1.3 rebounds in 7.1 minutes-per-game ... totaled 41 points, 48 rebounds and seven steals in 254 minutes ... saw action in all four games during WSU's run to the NIT semifinals in New York ... playing in his hometown of Memphis, set a career-high with nine rebounds (five of them on the offensive end) in the AAC Tournament opener against ECU (Mar. 14) and matched his personal-best with 18 minutes of court time ... scored four points on three occasions, including the home finale against ECU (Mar. 5) when he played nine minutes and hit 2-of-3 shots ... had his first collegiate dunk (an alley-oop) at Tulsa (Feb. 20) ... had perhaps his best game at No. 17 Houston (Jan. 12) ending with a career-high six points on 4-of-5 free throw shooting, one block and one steal in 11 minutes ... scored four points on a pair of putbacks vs. Southern Miss (Dec. 15) at INTRUST Bank Arena ... registered four points, four rebounds in 12 minutes against Rice (Nov. 25), including his first field goal as a Shocker ... scored his first collegiate points (on a pair of free throws) in a comeback win over Appalachian State at the Charleston Classic (Nov. 16).

**FRESHMAN (2017-18 at Wichita State):** Redshirted ... appeared in both exhibition games, averaging 7.0 points and 2.5 rebounds in 14.5 minutes ... hit all three of his field goal attempts and went 3-for-3 at the foul line in WSU's 113-55 win over Division II Newman.

**HIGH SCHOOL:** Attended Cordova High, located just outside of Memphis ... in 2016, helped the Wolves (30-4) reach the Tennessee AAA State Semifinals for the first time in school history and claimed all-tournament status ... averaged 21 points and 14 rebounds in 2017 and helped Cordova (24-8) win a regional title ... voted MVP at the 2017 district and regional tournaments ... also captured MVP honors at the Hotbed Classic and Penny Hoopfest ... coached by Terrance Scales ... a two-time UAA All-American on the summer hoops circuit for Team Thad under coach Norton Hurd.

**PERSONAL:** Full name is Rodgerick Brown ... born Dec. 19 to parents Mauricio and Crystal Hearn ... has one brother, Mauricio Jr., and two sisters, Rykhayla and Crystianna, ... entered college having only played four years of competitive basketball (one in middle school and three at Cordova High) ... favorite athlete is Paul George.





**Clay Patterson**  
 6'1" | 180 - Redshirt-Junior - Guard  
 Rio Rancho, N.M. (Rio Rancho HS/Fort Lewis)

**20**

**CAREER STATS**

Season	gp-gs	min/avg	Total		3-Point		F-Throws		Rebounds				Scoring							
			fg-fga	pct	fg-fga	pct	ft-fa	pct	off	def	tot	avg	pf	fo	ast	to	blk	stl	pts	avg
2018-19	3-0	13/4.3	0-4	.000	0-3	.000	2-2	1.000	1	2	3	1.0	0	0	1	0	0	0	2	0.7
2019-20	9-0	21/2.3	0-2	.000	0-2	.000	6-6	1.000	0	3	3	0.3	1	0	3	1	0	1	6	0.7
<b>TOTAL</b>	<b>12-0</b>	<b>34/2.8</b>	<b>0-6</b>	<b>.000</b>	<b>0-5</b>	<b>.000</b>	<b>8-8</b>	<b>1.000</b>	<b>1</b>	<b>5</b>	<b>6</b>	<b>0.5</b>	<b>1</b>	<b>0</b>	<b>4</b>	<b>1</b>	<b>0</b>	<b>1</b>	<b>8</b>	<b>0.7</b>

**2020-21 GAME-BY-GAME STATISTICS**

Date	gs	min	Total		3-Pointers		Free throws		Rebounds				Scoring								
			fg-fga	pct	3fg-fga	pct	ft-fa	pct	off	def	tot	avg	pf	a	t/o	blk	stl	pts	avg		
11/06/19	3	0-1	.000	0-1	.000	0-0	.000	0	0	0	0.0	0	0	0	0	0	0	0	0	0	0.0
11/09/19	1	0-0	.000	0-0	.000	0-0	.000	0	0	0	0.0	0	0	0	0	0	0	0	0	0	0.0
11/19/19	dnp	-	-	-	-	-	-	-	-	-	-	-	-	-	-	-	-	-	-	-	-
12/07/19	dnp	-	-	-	-	-	-	-	-	-	-	-	-	-	-	-	-	-	-	-	-
12/17/19	1	0-0	.000	0-0	.000	0-0	.000	0	0	0	0.0	0	0	0	0	0	0	0	0	0	0.0
12/22/19	2	0-0	.000	0-0	.000	2-2	1.000	0	1	1	0.3	0	0	0	0	0	0	0	2	0.5	
01/07/20	1	0-0	.000	0-0	.000	0-0	.000	0	0	0	0.2	0	0	0	0	0	0	0	0	0.4	
01/15/20	2	0-0	.000	0-0	.000	0-0	.000	0	1	1	0.3	0	0	0	0	0	0	0	0	0.3	
01/21/20	3	0-0	.000	0-0	.000	4-4	1.000	0	1	1	0.4	0	1	0	0	0	0	4	0.9		
01/29/20	6	0-1	.000	0-1	.000	0-0	.000	0	0	0	0.4	0	1	0	1	0	1	0	0.8		
02/01/20	dnp	-	-	-	-	-	-	-	-	-	-	-	-	-	-	-	-	-	-	-	
02/08/20	2	0-0	.000	0-0	.000	0-0	.000	0	0	0	0.3	1	1	0	0	0	0	0	0.7		
<b>0</b>	<b>21</b>	<b>0-2</b>	<b>.000</b>	<b>0-2</b>	<b>.000</b>	<b>6-6</b>	<b>1.000</b>	<b>0</b>	<b>3</b>	<b>3</b>	<b>0.3</b>	<b>1</b>	<b>3</b>	<b>1</b>	<b>0</b>	<b>1</b>	<b>1</b>	<b>6</b>	<b>0.7</b>		

**REDSHIRT-SOPHOMORE (2019-20):** Competed in nine games for the Lobos for a total of 21 minutes ... scored a career-high four points on Jan. 21 against San José State on a perfect 4-for-4 from the free throw line ... posted a season-high six minutes on Jan. 29 against San Diego State.

**REDSHIRT-FRESHMAN (2018-19):** Saw action in three games for the Lobos as a redshirt-freshman averaging 4.3 minutes per game ... scored his first collegiate points on a pair of made free throws on Jan. 19 against Wyoming in The Pit ... most minutes (8) came on Dec. 30 against the University of the Southwest.

**FRESHMAN (2017-18 at Fort Lewis):** Redshirted at Fort Lewis

**HIGH SCHOOL/AAU:** Competed for Rio Rancho High School under coach Wally Salata ... named 2016 New Mexico Gatorade Player of the Year ... named USA Today New Mexico Player of the Year ... Mr. Basketball 2016 ... helped his Rio Rancho High team to the New Mexico State Championship in 2016 ... named New Mexico State Tournament MVP in 2016 ... named USA Today New Mexico First Team ...

**CAREER HIGHS**

**Points:** ..... 4 vs San José State (1-21-20)  
**FG:** ..... 0  
**FGA:** ..... 3 vs Southwest (12-30-18)  
**3FG:** ..... 0  
**3FGA:** ..... 2 vs Southwest (12-30-18)  
**FT:** ..... 4 vs San José State (1-21-20)  
**FTA:** ..... 4 vs San José State (1-21-20)  
**Rebounds:** ..... 2 vs San José State (2-13-19)  
**Assists:** ..... 1 (4x) Last time vs Wyoming (2-8-20)  
**Blocks:** ..... N/A  
**Steals:** ..... N/A  
**Minutes Played:** ..... 8 vs Southwest (12-30-18)

two-time First Team All-District in 2016 and 2017 ... led the state of New Mexico in scoring in 2016 ... shot 55 percent from behind the arc in the 2016 New Mexico State Tournament ... three-time All-District Academic Team honoree and a four-year honor roll recipient.



**PERSONAL:** Born April 8 to parents Dave and Valerie Patterson ... has three siblings, Austin (24), Brady (22) and David (19) ... majoring in business ... hobbies include watching movies and hanging out with friends and family ... favorite athlete is Steph Curry ... favorite food is barbeque ... favorite movie is Rocky.



## Valdir Manuel

6'10" | 225 - Junior - Forward  
Luanda, Angola (Harcum College)


22

**PRIOR TO NEW MEXICO (2018-20 at Harcum College):** Competed for two seasons at Harcum College ... named to the 2018-19 NCJAA All-American Second Team ... averaged 21.0 points and 11.0 rebounds per contest as a sophomore in 2019-20 ... left Harcum 12th all-time in scoring with 769 points, third in rebounds (504), fourth in career blocked shots (107) ... helped his team to a 26-5 record in 2019-20.

**HIGH SCHOOL:** Competed for The Patrick School where he helped lead his team to the 2017

State Tournament of Champions title ... averaged 17.0 points and 10.0 rebounds per game ... helped his club to a FIBA U16 gold medal in Madagascar ... competed in the U17 FIBA World Cup ... helped his U20 Angola National Team to a gold medal in the Afrobasket Championship.

**PERSONAL:** Born on May 5 in Terra Nova, Angola ... mother is Carlota Victoriano ... Has two siblings, Bryce and Kimy ... favorite athlete is Anthony Davis ... favorite food is Chipotle ... favorite movie is Planet of the Apes.



## Assane Ndiaye

7'1" | 240 - Junior - Forward  
Dakar, Senegal (Kilgore College)

35

**SOPHOMORE (2019-20 at Kilgore College):** Saw action in 26 contests on the season averaging 8.4 minutes per game (219 total) ... fired 67.4 percent from the field (31-46) for a total of 66 points on the season, averaging 2.5 points per game ... averaged 2.4 rebounds, 0.4 assists, 0.8 blocks and 0.2 steals per game.

**FRESHMAN (2018-19 at Kilgore College):** Competed in 23 games after missing much of the first part of the season to injury ... compiled 302 minutes (13.1 per game) ... finished his inaugural campaign racking up 92 points while shooting 55.6 percent from the field ... collected 29 blocks including 23 in conference play ... averaged 12.2 points per 40 minutes of competition.





**Jordan Arroyo**  
 6'7" | 210 - Junior - Forward  
 Albuquerque, N.M. (Atrisco Heritage Academy)

**33**

**CAREER STATS**

Season	gp-gs	min/avg	Total		3-Point		F-Throws		Rebounds				Scoring							
			fg-fga	pct	fg-fga	pct	ft-flt	pct	off	def	tot	avg	pf	fo	ast	to	blk	stl	pts	avg
2018-19	12-2	71/5.9	7-9	.778	0-0	.000	3-9	.333	7	6	13	1.1	8	0	0	2	3	2	17	1.4
2019-20	14-1	105/7.5	5-12	.417	0-1	.000	4-6	.667	7	10	17	1.2	10	0	1	3	4	1	14	1.0
<b>TOTAL</b>	<b>26-3</b>	<b>176/6.8</b>	<b>12-21</b>	<b>.571</b>	<b>0-1</b>	<b>.000</b>	<b>7-15</b>	<b>.467</b>	<b>14</b>	<b>16</b>	<b>30</b>	<b>1.2</b>	<b>18</b>	<b>0</b>	<b>1</b>	<b>5</b>	<b>7</b>	<b>3</b>	<b>31</b>	<b>1.2</b>

**2020-21 GAME-BY-GAME STATISTICS**

Date	gs	min	Total		3-Pointers		Free throws		Rebounds				pf	a	t/o	blk	stl	pts	avg
			fg-fga	pct	3fg-fga	pct	ft-flt	pct	off	def	tot	avg							
11/06/19	3	0-0	.000	0-0	.000	0-0	.000	0	1	1	1.0	0	0	0	0	0	0	0	0.0
11/09/19	2	0-0	.000	0-0	.000	0-2	.000	0	0	0	0.5	1	0	0	0	0	0	0.0	
11/19/19	dnp	-	-	-	-	-	-	-	-	-	-	-	-	-	-	-	-	-	
12/07/19	dnp	-	-	-	-	-	-	-	-	-	-	-	-	-	-	-	-	-	
12/17/19	1	1-1	1.000	0-0	.000	0-0	.000	0	0	0	0.3	1	0	0	0	0	2	0.7	
12/22/19	2	0-1	.000	0-0	.000	0-0	.000	0	0	0	0.3	0	0	0	1	0	0	0.5	
01/07/20	1	0-0	.000	0-0	.000	0-0	.000	0	0	0	0.2	0	0	0	0	0	0	0.4	
01/15/20	4	0-0	.000	0-0	.000	0-0	.000	0	0	0	0.2	0	0	0	0	0	0	0.3	
01/21/20	5	0-0	.000	0-0	.000	0-0	.000	0	1	1	0.3	2	0	0	0	0	0	0.3	
01/25/20	11	0-0	.000	0-0	.000	0-0	.000	0	1	1	0.4	1	0	0	2	0	0	0.3	
01/29/20	21	1-4	.250	0-0	.000	2-2	1.000	6	1	7	1.1	1	1	0	0	0	4	0.7	
02/01/20	14	0-0	.000	0-0	.000	0-0	.000	0	1	1	1.1	1	0	1	0	0	0	0.6	
02/08/20	2	0-1	.000	0-1	.000	2-2	1.000	0	1	1	1.0	0	0	0	0	0	2	0.7	
02/23/20	15	2-2	1.000	0-0	.000	0-0	.000	0	0	0	1.0	1	0	2	0	0	4	1.0	
02/26/20	22	1-3	.333	0-0	.000	0-0	.000	1	4	5	1.3	2	0	0	1	1	2	1.1	
02/29/20	2	0-0	.000	0-0	.000	0-0	.000	0	0	0	1.2	0	0	0	0	0	0	1.0	
<b>TOTAL</b>	<b>1</b>	<b>105</b>	<b>5-12</b>	<b>.417</b>	<b>0-1</b>	<b>.000</b>	<b>4-6</b>	<b>.667</b>	<b>7</b>	<b>10</b>	<b>17</b>	<b>1.2</b>	<b>10</b>	<b>1</b>	<b>3</b>	<b>4</b>	<b>1</b>	<b>14</b>	<b>1.0</b>

**SOPHOMORE (2019-20):** Saw action in 14 games including one start on Feb. 1 at Fresno State ... collected a career-high seven rebounds, including six offensive, on Jan. 29 against San Diego State ... registered a season-high four points twice on Jan. 29 against San Diego State and on Feb. 23 at Boise State ... collected a career-high 20 minutes on Feb. 26 at Air Force ... posted 14 points, 17 rebounds, one assist and one steal on the season ... shot 41.7 percent from the field (5-12) and 66.7 percent from the stripe (4-6).

**FRESHMAN (2018-19):** Competed in 12 games in his inaugural season including a pair of starts, the first on Nov. 24 vs UTEP followed immediately on Nov. 24 in UNM's win at 2019 NCAA Tournament participant Bradley... scored his first collegiate points in his first game on Nov. 6 at CSUN with a pair of free throws ... added his first collegiate basket on Nov. 17 vs NMSU ... scored a career-high six points on Dec. 30 vs the University of the Southwest ... collected a career-high five rebounds and 12 minutes on Dec. 4 at NMSU ... posted 17 points, 13 rebounds, three blocks and a pair of steals on the season ... averaged 5.9 minutes, 1.4 points, 1.1 rebound and 0.3 blocks per game ... earned 2018-19 UNM Scholar-Athlete Honors.

**HIGH SCHOOL/AAU:** Helped lead his Atrisco Heritage Academy squad to a 6A State Championship in 2018 ... led the team to District 4-6A Championships in 2017 and 2018 ... was named First Team All-State, First Team All-Metro



**CAREER HIGHS**

- Points:** ..... 6 vs Southwest (12-30-18)
- FG:** ..... 3 vs Southwest (12-30-18)
- FGA:** ..... 4 vs No. 4 San Diego State (1-29-20)
- 3FG:** ..... N/A
- 3FGA:** ..... 1 vs Wyoming (2-8-20)
- FT:** ..... 2 (3x) Last time vs Wyoming (2-8-20)
- FTA:** ..... 4 at NMSU (12-4-18)
- Rebounds:** ..... 7 vs No. 4 San Diego State (1-29-20)
- Assists:** ..... 1 vs No. 4 San Diego State (1-29-20)
- Blocks:** ..... 2 at Nevada (1-25-20)
- Steals:** ..... 1 (3x) Last time at Air Force (2-26-20)
- Minutes Played:** ..... 22 at Air Force (2-26-20)

and First Team All-District, as well as the New Mexico State Tournament MVP and All-Metro Defensive Player of the Year ... averaged 14 points, 10 rebounds and four blocks per game while shooting 63 percent from the floor ... notched 13 double-doubles on the season ... as a junior the four-year varsity letterman was named First Team All-District, Second Team All-Metro and Second Team All-State... Played AAU for NM Little Dogs, NM Power and Bairstow Boomers.

**PERSONAL:** Born in Rio de Janeiro, Brazil ... parents are Francisco and Kimberly Arroyo ... has six siblings: Desiree, Jeannette, Francisco, Sara, Olivia and Elijah ... hobbies include recreational sports, constructing puzzles and building Lego structures ... named a National Hispanic Scholar ... four-year Honor Roll plaque recipient... Academic Letterman ... favorite athlete is Kevin Durant.





**Emmanuel Kuac**  
 6'7" | 200 - Sophomore - Guard  
 Calgary, Alberta, Canada (Kearns HS)

**4**

**CAREER STATS**

Season	gp-gs	min/avg	Total		3-Point		F-Throws		Rebounds				Scoring							
			fg-fga	pct	fg-fga	pct	ft-fa	pct	off	def	tot	avg	pf	fo	ast	to	blk	stl	pts	avg
2019-20	19-0	118/6.2	12-23	.522	3-9	.333	1-6	.167	8	17	25	1.3	17	0	5	4	4	3	28	1.5
<b>TOTAL</b>	<b>19-0</b>	<b>118/6.2</b>	<b>12-23</b>	<b>.522</b>	<b>3-9</b>	<b>.333</b>	<b>1-6</b>	<b>.167</b>	<b>8</b>	<b>17</b>	<b>25</b>	<b>1.3</b>	<b>17</b>	<b>0</b>	<b>5</b>	<b>4</b>	<b>4</b>	<b>3</b>	<b>28</b>	<b>1.5</b>

**2020-21 GAME-BY-GAME STATISTICS**

Date	gs	min	Total		3-Pointers		Free throws		Rebounds				pts		avg				
			fg-fga	pct	3fg-fga	pct	ft-fa	pct	off	def	tot	avg	pf	a					
11/06/19	4	0-1	.000	0-1	.000	0-0	.000	0	1	1	1.0	1	0	1	0	0	0.0		
11/09/19	2	0-1	.000	0-0	.000	0-2	.000	3	0	3	2.0	0	1	0	0	0	0.0		
11/19/19	dnp																		
11/25/19	3	0-0	.000	0-0	.000	0-0	.000	1	0	1	1.7	0	0	0	0	0	0.0		
12/07/19	dnp																		
12/17/19	1	0-0	.000	0-0	.000	0-0	.000	0	0	0	1.3	0	0	0	0	0	0.0		
12/22/19	2	0-0	.000	0-0	.000	0-0	.000	0	0	0	1.0	0	0	0	0	0	0.0		
01/07/20	1	0-0	.000	0-0	.000	0-0	.000	0	0	0	0.8	0	0	0	0	0	0.0		
01/15/20	12	3-4	.750	2-2	1.000	0-0	.000	0	3	3	1.1	4	0	0	1	8	1.1		
01/18/20	13	1-1	1.000	1-1	1.000	0-0	.000	0	1	1	1.1	1	1	1	0	0	3.4		
01/21/20	10	1-1	1.000	0-0	.000	1-4	.250	0	2	2	1.2	1	0	1	0	3	1.6		
01/25/20	5	0-0	.000	0-0	.000	0-0	.000	0	0	0	1.1	0	0	0	0	0	1.4		
01/29/20	13	3-5	.600	0-2	.000	0-0	.000	3	0	3	1.3	3	1	0	1	6	1.8		
02/01/20	10	1-3	.333	0-1	.000	0-0	.000	1	2	3	1.4	2	0	0	0	2	1.8		
02/08/20	8	1-1	1.000	0-0	.000	0-0	.000	0	3	3	1.5	3	0	1	0	2	1.8		
02/11/20	4	0-0	.000	0-0	.000	0-0	.000	0	0	0	1.4	0	0	1	0	0	1.7		
02/15/20	3	0-0	.000	0-0	.000	0-0	.000	0	0	0	1.3	1	0	0	0	0	1.6		
02/18/20	2	0-0	.000	0-0	.000	0-0	.000	0	0	0	1.3	0	0	0	0	0	1.5		
02/23/20	18	2-4	.500	0-1	.000	0-0	.000	0	4	4	1.4	1	0	1	2	4	1.6		
02/26/20	4	0-0	.000	0-0	.000	0-0	.000	0	1	1	1.4	0	0	0	0	0	1.6		
03/05/20	3	0-2	.000	0-1	.000	0-0	.000	0	0	0	1.3	0	0	0	0	0	1.5		
<b>TOTAL</b>	<b>0</b>	<b>118</b>	<b>12-23</b>	<b>.522</b>	<b>3-9</b>	<b>.333</b>	<b>1-6</b>	<b>.167</b>	<b>8</b>	<b>17</b>	<b>25</b>	<b>1.3</b>	<b>17</b>	<b>5</b>	<b>4</b>	<b>4</b>	<b>3</b>	<b>28</b>	<b>1.5</b>

**FRESHMAN (2019-20):** Made his collegiate debut on Nov. 6 against Eastern N.M. ... saw action in 19 games as a true freshman, averaging 6.2 minutes per contest ... collected a career-high 18 minutes on Feb. 23 at Boise State ... accumulated 28 points including a career-high eight on Jan. 15 at Colorado State ... went 3-for-4 from the floor in just 12 minutes at Colorado State for his breakout contest ... grabbed a career-high four rebounds on Feb. 23 at Boise State ... collected a career-best two assists in 10 minutes on Feb. 1 at Fresno State ... named 2020 Mountain West Academic All-Conference.

**HIGH SCHOOL/AAU:** Competed at Kearns High School in Salt Lake City, Utah where he captained his squad as a senior ... also spent time with Exum Elite in the Gold Gauntlet 17U league ... signed his NLI as the 147th-ranked prospect in the nation as a wing ... ranked a top-five player in Canada.

**PERSONAL:** Born in Nairobi, Kenya ... has two siblings: David and Francis.

**CAREER HIGHS**

Points: ..... 8 at Colorado State (1-15-20)  
 FG: ..... 3 (2x) Last time vs No. 4 San Diego State (1-29-20)  
 FGA: ..... 5 vs No. 4 San Diego State (1-29-20)  
 3FG: ..... 2 at Colorado State (1-15-20)  
 3FGA: ..... 2 (2x) Last time vs No. 4 San Diego State (1-29-20)  
 FT: ..... 1 vs San José State (1-21-20)  
 FTA: ..... 4 vs San José State (1-21-20)  
 Rebounds: ..... 4 at Boise State (2-23-20)  
 Assists: ..... 2 at Fresno State (2-1-20)  
 Blocks: ..... 1 (4x) Last time at Boise State (2-23-20)  
 Steals: ..... 2 at Boise State (2-23-20)  
 Minutes Played: ..... 18 at Boise State (2-23-20)





# Jeremiah Francis III

6'1" | 205 - Sophomore - Point Guard  
Columbus, Ohio (North Carolina)

11

**FRESHMAN (2019-20 at UNC):** Played his first collegiate game as a Tar Heel at Virginia on Dec. 8 ... played in 16 games with starts at the point against Yale, Georgia Tech and at home vs. Pittsburgh ... scored in double figures three times ... had 26 assists and 19 turnovers ... made 15 of 66 from the floor (.227) with a season-high four field goals against Gonzaga ... posted a season-high five assists in the win over Yale ... had 12 points and four assists (9 of 10 free throws) in 28 minutes vs. UCLA ... was plus 15 against the Bruins ... double figures for the first time as a Tar Heel when he scored 11 points with three assists, two steals and no turnovers in 22 minutes at Gonzaga ... was plus 5 against the Zags, the only Tar Heel with a positive +/- among seven players who played at least 15 minutes ... made his first two career threes against the Zags ... had three assists in 16 minutes against Wofford.

**HIGH SCHOOL:** Played four years of varsity basketball for coach Eric Krueger at Pickerington Central High School in Pickerington, Ohio ... won the Ohio Capital Conference (OCC) Championship his sophomore year with Pickerington Central ... named OCC Player of the Year ... earned First Team All-OCC, First Team All-District and First Team All-Ohio honors ... averaged 15.3 points, 5.1 assists and 4.3 rebounds his sophomore season ... played AAU for Indiana Elite ... honor roll student his final two years.

**PERSONAL:** Born May 26 in Muncie, Ind. to parents Felicia and Jerome Francis II ... his mother (track & field) and father (basketball) both were varsity athletes at Ohio State ... his father averaged 11.2 points as a Buckeye from 1985-89 ... majoring in communications ... hobbies include playing video games ... favorite athlete is Carmelo Anthony ... favorite food is baked chicken ... favorite movie is Glory Road.





**Kurt Wegscheider**  
 6'4" | 185 - Sophomore - Guard  
 Bangui, Central African Republic (NBA Acad. Africa)

**30**

**CAREER STATS**

Season	gp-gs	min/avg	Total		3-Point		F-Throws		Rebounds			Scoring								
			fg-fga	pct	fg-fga	pct	ft-fa	pct	off	def	tot	avg	pf	fo	ast	to	blk	stl	pts	avg
2019-20	17-2	139/8.2	14-25	.560	1-7	.143	4-7	.571	8	14	22	1.3	9	1	7	4	0	5	33	1.9
TOTAL	17-2	139/8.2	14-25	.560	1-7	.143	4-7	.571	8	14	22	1.3	9	1	7	4	0	5	33	1.9

**2020-21 GAME-BY-GAME STATISTICS**

Date	gs	min	Total		3-Pointers		Free throws		Rebounds			Scoring								
			fg-fga	pct	3fg-fga	pct	ft-fa	pct	off	def	tot	avg	pf	a	t/o	blk	stl	pts	avg	
11/06/19	3	2-2	1.000	0-0	.000	0-1	.000	0	0	0	0.0	0	0	0	0	0	0	0	4	4.0
11/09/19	2	1-1	1.000	0-0	.000	0-0	.000	0	0	0	0.0	1	0	0	0	0	0	0	2	3.0
11/19/19	dnp	-	-	-	-	-	-	-	-	-	-	-	-	-	-	-	-	-	-	-
11/25/19	4	1-2	.500	1-2	.500	0-0	.000	0	0	0	0.0	0	1	0	0	0	0	0	3	3.0
12/07/19	dnp	-	-	-	-	-	-	-	-	-	-	-	-	-	-	-	-	-	-	-
12/17/19	2	0-0	.000	0-0	.000	0-0	.000	0	1	1	0.3	0	1	0	0	0	0	0	0	2.3
12/22/19	1	0-0	.000	0-0	.000	0-0	.000	0	0	0	0.0	0	0	0	0	0	0	0	0	1.8
01/07/20	1	0-0	.000	0-0	.000	0-0	.000	0	0	0	0.2	0	0	0	0	0	0	0	0	1.5
01/15/20	6	2-3	.667	0-0	.000	0-2	.000	1	0	1	0.3	0	1	0	0	0	0	2	4	1.9
01/18/20	1	0-0	.000	0-0	.000	0-0	.000	0	0	0	0.3	0	0	0	0	0	0	0	0	1.6
01/21/20	3	0-1	.000	0-1	.000	0-0	.000	0	0	0	0.2	0	0	0	0	0	0	0	0	1.4
01/25/20	1	0-0	.000	0-0	.000	0-0	.000	0	0	0	0.2	0	0	0	0	0	0	0	0	1.3
01/29/20	7	1-3	.333	0-0	.000	0-0	.000	1	0	1	0.3	0	1	1	0	0	0	2	1.4	
02/01/20	dnp	-	-	-	-	-	-	-	-	-	-	-	-	-	-	-	-	-	-	-
02/08/20	2	0-0	.000	0-0	.000	0-0	.000	0	0	0	0.3	0	0	1	0	0	0	0	1.3	
02/23/20	20	1-1	1.000	0-0	.000	2-2	1.000	0	3	3	0.5	2	0	0	0	0	0	4	1.5	
02/26/20	20	3-4	.750	0-1	.000	0-0	.000	0	1	1	0.5	0	1	0	1	0	1	6	1.8	
02/29/20	20	0-0	.000	0-0	.000	0-0	.000	1	4	5	0.8	0	1	1	0	1	0	1	1.7	
03/04/20	26	1-5	.200	0-3	.000	0-0	.000	3	1	4	1.0	1	1	0	0	0	0	2	1.7	
03/05/20	20	2-3	.667	0-0	.000	2-2	1.000	2	4	6	1.3	5	1	0	0	1	6	1.9		
	2	139	14-25	.560	1-7	.143	4-7	.571	8	14	22	1.3	9	7	4	0	5	33	1.9	

**CAREER HIGHS**

- Points: ..... 6 (2x) Last time vs Utah State (3-5-20)
- FG: ..... 3 at Air Force (2-26-20)
- FGA: ..... 5 vs San José State (3-4-20)
- 3FG: ..... 1 vs. No. 18/19 Auburn (11-25-19)
- 3FGA: ..... 3 vs San José State (3-4-20)
- FT: ..... 2 (2x) Last time vs Utah State (3-5-20)
- FTA: ..... 2 (3x) Last time vs Utah State (3-5-20)
- Rebounds: ..... 6 vs Utah State (3-5-20)
- Assists: ..... 1 (7x) Last time vs Utah State (3-5-20)
- Blocks: ..... N/A
- Steals: ..... 2 at Colorado State (1-15-20)
- Minutes Played: ..... 26 vs San José State (3-4-20)

unbeaten in the competition ... participant in the NCAA's Next Generation Sunday event at the 2019 Men's Final Four.

**PERSONAL:** Son of Sylvain and Eugénie ... majoring in international relationships ... favorite food is yabanda ... hobbies include basketball, music, movies, soccer and surfing Instagram.





**Logan Padgett**  
 6'7" | 210 - Sophomore - Forward  
 Homewood, Ala. (Samford)


14

**FRESHMAN (2019-20 at Samford):** Competed in 33 games in his inaugural collegiate season, starting eight ... averaged 17.6 minutes per game ... posted 3.3 rebounds and 2.4 points per game ... registered 14 assists, 10 steals and five blocks on the season.

**HIGH SCHOOL:** Graduated with an advanced diploma from Homewood High School in Homewood, Ala. ... helped lead his team to area, regional and state championships in 2016 ... helped his team win the Metro Tournament Championship in 2019 ... averaged 18.0 points, 11.0 rebounds and 2.0 assists per game as a senior ... averaged 14.0 points, 2.0 assists and 10.0 rebounds per game throughout his high school career ... two-time All-Area Team honoree (2018, 2019) ... two-time All-Area Tournament Team honoree (2018, 2019) ... named to the Steel City All-Tournament Team in 2018 ... also lettered in football in 2016 ... competed for Team Alabama



**PERSONAL:** Born in Salt Lake City, Utah to parents Scott and Cynthia Padgett ... has two siblings, Lucas (17) and Layla (14) ... majoring in business administration ... hobbies include gaming, fishing and shoe collecting ... favorite athlete is John Wall ... favorite food is steak ... favorite movie is Semi-Pro ... father Scott is a former Kentucky All-American and first-round NBA draft selection that had an eight-year professional career – he is also an assistant coach with the Lobos.



**Isaiah Marin**  
 6'5" | 185 - Freshman - Guard  
 Phoenix, Ariz. (College Prep Acad.)

0

**PREP (2019-20):** Competed at College Prep Academy ... averaged 17.0 points, 6.0 assists and 4.0 rebounds per game.

**HIGH SCHOOL:** Competed for Buckeye Union High School in Phoenix, Ariz. ... three-time All-Region First Team honoree ... averaged 18.0 points, 6.0 assists and 5.0 rebounds per game as a point guard.

**PERSONAL:** Born July 9 in Phoenix, Ariz. To parents Erica and Ademir ... has two brothers, Xzavier (16) and Levi (3) ... favorite athlete is James Harden ... favorite food is tacos ... favorite movie is Stomp the Yard.





# Bayron Matos

# 1

6'9" | 215 - Redshirt-Freshman - Forward

Santo Domingo, Dominican Rep. (Hamilton Heights Christian Acad. (Tenn))

**FRESHMAN:** Arrived in Spring 2020 ... redshirted.

**HIGH SCHOOL:** Competed at Hamilton Heights Christian Academy in Chattanooga, Tenn. where he ranked No. 3 in the state and No. 16 in the country after posting the most rebounds in the state of Tennessee... registered the most double-doubles in Tennessee while leading his Hamilton Heights squad to the state championship in 2018.

**PERSONAL:** Born Dec. 8 in the Dominican Republic to parents Jose and Kirsten ... has one sibling, Ismeal (14) ... favorite hobby is watching movies ... favorite athlete is LeBron James ... favorite food is rice and chicken ... favorite movie is Hulk.



# Daniel Headdings

# 12

6'2" | 185 - Redshirt-Freshman - Guard

Wasilla, Alaska (Wasilla HS)

**FRESHMAN (2019-20):** Redshirted.

**HIGH SCHOOL/AAU:** Averaged 20.4 points, 3.0 assists and 3.0 rebounds per game in his senior year at Wasilla High School ... helped lead his squad to the 2017 Region Championship and the 2018 Region Championship ... helped his team earn the 2018 State Championship ... also played for Team 907 and Alaska Blugolds.

**PERSONAL:** Born Sept. 27 ... parents are Brian and Nancy Headdings ... has 11 siblings, Amanda (33), Adam (32), Joel (30), Micah (25), Ethan (22), Makayla (17), Shayna (16), Tessa (14), Caleb (13), Levi (10) and Gracie (8) ... majoring in business administration ... hobbies include basketball and painting ... favorite athlete is Russell Westbrook ... favorite food is cereal ... favorite movie is Remember the Titans.






**Javonté Johnson** **13**  
 6'6" | 190 - Freshman - Guard  
 Colorado Springs, Colo. (Cheyenne Mountain HS)

**HIGH SCHOOL:** Competed for Cheyenne Mountain High School in Colorado ... named First Team All-State ... adidas Nationals qualifier ... led his 4A district in points per game ... averaged 22.4 points, 9.6 rebounds and 1.8 steals per game as a junior ... also competed for KC Run GMC and Chauncey Billups Elite.

**PERSONAL:** Born May 20 in Colorado Springs, Colo. to parents Joseph and Veronica ... has on sibling, Jallia (13) ... intends to study business ... favorite athlete is Lebron James ... favorite foods are steak and pizza ... favorite movie is Like Mike.



**Nolan Dorsey** **21**  
 6'5" | 185 - Freshman - Point Guard  
 Knightdale, N.C., (Milbrook HS)

**HIGH SCHOOL:** Competed for Millbrook High School in North Carolina where he helped lead his team to the conference championship in 2018 ... named All-Conference as a junior ... also competed for Big Shots Elite NC where he averaged over 10 assists per game in the summer of 2019 ... named to the honor roll at Millbrook HS.

**PERSONAL:** Born May 16 in Knightdale, N.C. ... mother is Michele Dorsey ... has three siblings, Cailin (22), Patrick (20) and Caroline (16) ... favorite athletes are Kevin Durant and Peyton Manning ... favorite food is pizza ... favorite movies are The Godfather Part II and Inception.



**Eloy Medina** **23**  
 6'3" | 180 - Freshman - Guard  
 Albuquerque, N.M. (West Mesa HS)

**HIGH SCHOOL:** Competed for West Mesa High School in Albuquerque ... finished his high school career averaging 20.7 points, 5.6 rebounds and 1.5 assists per game ... four-time First Team All-District honoree ... was named to the All-Metro Third Team ... also competed for club teams NM Slam and PB Nation where he helped his squad to a national championship.

**PERSONAL:** Born on Nov. 17 in Albuquerque to parents Eloy and Jennifer ... has two siblings, Mariana (21) and Marisella (14) ... plans to major in business ... hobbies include playing basketball and collecting shoes ... favorite athlete is Jayson Tatum ... favorite food is pasta ... favorite movie is Space Jam ... sister Mariana is on the UNM dance team.



## 2019-20 OVERALL SEASON STATISTICS

RECORD:	OVERALL	HOME	AWAY	NEUTRAL
ALL GAMES	19-14	15-3	2-9	2-2
CONFERENCE	7-11	6-3	1-8	0-0
NON-CONFERENCE	12-3	9-0	1-1	2-2

#	Player	gp-gs	min	Total		3-Point		F-Throw		Rebounds		avg	pf	dq	a	to	blk	stl	pts	avg		
				fg-fga	fg%	3fg-fga	3fg%	ft-fa	ft%	off	def										tot	
05	LYLE, JaQuan	29-28	1007	34.7	141-328	.430	57-160	.356	94-126	.746	11	112	123	4.2	72	1	134	120	9	40	433	14.9
15	BRAGG, Carlton	15-13	402	26.8	66-123	.537	3-7	.429	54-66	.818	48	107	155	10.3	41	1	10	24	23	17	189	12.6
01	MANIGAULT, Corey	33-20	805	24.4	150-275	.545	8-25	.320	104-149	.698	46	104	150	4.5	70	2	24	60	18	40	412	12.5
02	JACKSON, Vance	28-28	759	27.1	101-244	.414	50-146	.342	60-84	.714	34	113	147	5.3	51	0	36	59	9	28	312	11.1
00	MARTIN, Zane	33-18	797	24.2	119-287	.415	21-84	.250	74-105	.705	20	75	95	2.9	75	0	102	71	7	41	333	10.1
10	MALUACH, Makuach	33-33	895	27.1	117-244	.480	29-93	.312	53-73	.726	41	92	133	4.0	58	0	38	46	13	27	316	9.6
14	HENDRIX, Vante	18-5	408	22.7	55-116	.474	19-62	.306	29-41	.707	22	45	67	3.7	41	0	22	22	2	20	158	8.8
03	MCGEE, Keith	31-2	495	16.0	71-150	.473	31-85	.365	9-15	.600	17	32	49	1.6	36	1	24	23	3	11	182	5.9
11	CALDWELL, JJ	13-13	408	31.4	26-55	.473	2-9	.222	22-29	.759	11	40	51	3.9	18	0	74	27	2	29	76	5.8
30	WEGSCHEIDER, Kurt	17-2	139	8.2	14-25	.560	1-7	.143	4-7	.571	8	14	22	1.3	9	1	7	4	0	5	33	1.9
04	PERCY, Tavian	23-2	241	10.5	15-29	.517	6-14	.429	3-5	.600	0	16	16	0.7	15	1	14	5	1	4	39	1.7
23	KUAC, Emmanuel	19-0	118	6.2	12-23	.522	3-9	.333	1-6	.167	8	17	25	1.3	17	0	5	4	4	3	28	1.5
33	ARROYO, Jordan	14-1	105	7.5	5-12	.417	0-1	.000	4-6	.667	7	10	17	1.2	10	0	1	3	4	1	14	1.0
20	PATTERSON, Clay	9-0	21	2.3	0-2	.000	0-2	.000	6-6	1.000	0	3	3	0.3	1	0	3	1	0	1	6	0.7
Team										39	67	106										
Total.....		33	6600		892-1913	.466	230-704	.327	517-718	.720	312	847	1159	35.1	514	7	494	475	95	267	2531	76.7
Opponents.....		33	6600		918-2041	.450	301-869	.346	346-501	.691	364	820	1184	35.9	635	-	537	486	85	232	2483	75.2

## 2019-20 MOUNTAIN WEST SEASON STATISTICS

RECORD:	OVERALL	HOME	AWAY	NEUTRAL
ALL GAMES	7-11	6-3	1-8	0-0
CONFERENCE	7-11	6-3	1-8	0-0
NON-CONFERENCE	0-0	0-0	0-0	0-0

#	Player	gp-gs	min	Total		3-Point		F-Throw		Rebounds		avg	pf	dq	a	to	blk	stl	pts	avg		
				fg-fga	fg%	3fg-fga	3fg%	ft-fa	ft%	off	def										tot	
05	LYLE, JaQuan	14-13	490	35.0	66-162	.407	27-85	.318	37-51	.725	4	54	58	4.1	34	1	69	57	7	25	196	14.0
02	JACKSON, Vance	13-13	363	27.9	54-122	.443	31-74	.419	35-46	.761	18	56	74	5.7	18	0	20	29	6	13	174	13.4
01	MANIGAULT, Corey	18-16	486	27.0	90-172	.523	6-20	.300	54-75	.720	22	64	86	4.8	37	1	13	41	12	23	240	13.3
15	BRAGG, Carlton	4-2	100	25.0	18-34	.529	0-2	.000	9-12	.750	10	28	38	9.5	13	0	1	8	10	3	45	11.3
00	MARTIN, Zane	18-14	480	26.7	73-181	.403	15-53	.283	36-58	.621	15	43	58	3.2	40	0	65	35	4	24	197	10.9
14	HENDRIX, Vante	14-5	341	24.4	44-89	.494	15-51	.294	24-33	.727	12	33	45	3.2	33	0	18	20	2	17	127	9.1
10	MALUACH, Makuach	18-18	515	28.6	57-143	.399	15-58	.259	25-35	.714	20	58	78	4.3	38	0	23	16	7	15	154	8.6
11	CALDWELL, JJ	2-2	70	35.0	7-15	.467	0-3	.000	2-2	1.000	5	8	13	6.5	1	0	16	3	0	4	16	8.0
03	MCGEE, Keith	16-2	290	18.1	40-83	.482	21-51	.412	6-7	.857	10	17	27	1.7	19	1	16	9	1	10	107	6.7
23	KUAC, Emmanuel	13-0	103	7.9	12-19	.632	3-7	.429	1-4	.250	4	16	20	1.5	16	0	4	3	4	3	28	2.2
30	WEGSCHEIDER, Kurt	10-2	81	8.1	7-12	.583	0-2	.000	2-4	.500	3	8	11	1.1	2	0	3	4	0	4	16	1.6
04	PERCY, Tavian	14-2	170	12.1	8-19	.421	3-8	.375	3-4	.750	0	6	6	0.4	13	1	7	3	1	1	22	1.6
33	ARROYO, Jordan	10-1	97	9.7	4-10	.400	0-1	.000	4-4	1.000	7	9	16	1.6	8	0	1	3	3	1	12	1.2
20	PATTERSON, Clay	5-0	14	2.8	0-1	.000	0-1	.000	4-4	1.000	0	2	2	0.4	1	0	3	1	0	1	4	0.8
Team										26	38	64										
Total.....		18	3600		480-1062	.452	136-416	.327	242-339	.714	156	440	596	33.1	273	4	259	238	57	144	1338	74.3
Opponents.....		18	3600		514-1113	.462	185-484	.382	200-277	.722	202	472	674	37.4	319	-	305	249	48	117	1413	78.5

## 2019-20 OVERALL SEASON RESULTS

RECORD:	OVERALL	HOME	AWAY	NEUTRAL
ALL GAMES	19-14	15-3	2-9	2-2
CONFERENCE	7-11	6-3	1-8	0-0
NON-CONFERENCE	12-3	9-0	1-1	2-2

Date	Opponent	Score	Att.	High Points	High Rebounds
11/06/19	EASTERN N.M.	W 92-71	9501	(16)MALUACH, Makuach	(6)MARTIN, Zane (6)CALDWELL, JJ (6)BRAGG, Carlton
11/09/19	CSUN	W 97-70	10335	(18)LYLE, JaQuan	(8)MALUACH, Makuach
11/13/19	GREEN BAY	W 93-78	10137	(31)LYLE, JaQuan	(16)BRAGG, Carlton
11/16/19	MCNEESE	W 90-80	10501	(24)MANIGAULT, Corey	(18)BRAGG, Carlton
11/19/19	at UTEP	63-66 L	6171	(19)LYLE, JaQuan	(9)BRAGG, Carlton
11/21/19	at New Mexico St.	W 78-77	7268	(24)LYLE, JaQuan	(7)JACKSON, Vance
11/25/19	vs Auburn	59-84 L	6812	(14)MALUACH, Makuach	(8)JACKSON, Vance
11/26/19	vs Wisconsin	W 59-50		(14)LYLE, JaQuan	(9)LYLE, JaQuan
12/01/19	MONTANA	W 72-63	10503	(20)BRAGG, Carlton	(14)BRAGG, Carlton
12/04/19	*BOISE ST.	W 80-78	10301	(31)LYLE, JaQuan	(9)BRAGG, Carlton
12/07/19	*at Wyoming	W 79-65	3659	(18)MANIGAULT, Corey	(15)BRAGG, Carlton
12/14/19	NEW MEXICO ST.	W 69-62	14488	(17)BRAGG, Carlton	(17)BRAGG, Carlton
12/17/19	GRAND CANYON	W 91-71	10925	(21)LYLE, JaQuan	(14)BRAGG, Carlton
12/22/19	HOUSTON BAPTIST	W 107-88	10423	(21)MANIGAULT, Corey	(6)MALUACH, Makuach
12/29/19	UC DAVIS	W 74-69	10693	(20)MANIGAULT, Corey	(11)MANIGAULT, Corey
01/01/20	*at San Jose St.	85-88 L	1288	(25)LYLE, JaQuan (25)JACKSON, Vance	(13)JACKSON, Vance
01/07/20	*FRESNO ST.	W 78-64	10010	(29)JACKSON, Vance	(13)JACKSON, Vance
01/11/20	*AIR FORCE	W 84-78	11014	(20)LYLE, JaQuan	(8)MALUACH, Makuach
01/15/20	*at Colorado St.	72-105 L	2502	(17)MARTIN, Zane	(5)HENDRIX, Vante (5)LYLE, JaQuan
01/18/20	*at UNLV	78-99 L	9022	(20)LYLE, JaQuan	(11)MANIGAULT, Corey
01/21/20	*SAN JOSE ST.	W 86-59	10016	(21)MANIGAULT, Corey	(13)MALUACH, Makuach
01/25/20	*at Nevada	74-96 L	8979	(23)MARTIN, Zane	(8)MALUACH, Makuach
01/29/20	*SAN DIEGO ST.	57-85 L	13241	(12)MANIGAULT, Corey	(7)ARROYO, Jordan
02/01/20	*at Fresno St.	77-82 L	5144	(18)MCGEE, Keith (18)MANIGAULT, Corey (18)MARTIN, Zane	(6)MALUACH, Makuach
02/08/20	*WYOMING	W 97-68	10732	(28)MANIGAULT, Corey	(9)MANIGAULT, Corey
02/11/20	*at San Diego St.	59-82 L	12414	(20)HENDRIX, Vante	(6)MALUACH, Makuach (6)LYLE, JaQuan
02/15/20	*UNLV	73-78 L	11794	(19)MALUACH, Makuach	(6)JACKSON, Vance
02/18/20	*NEVADA	74-88 L	12032	(16)LYLE, JaQuan	(7)MARTIN, Zane
02/23/20	*at Boise St.	61-74 L	5809	(19)JACKSON, Vance	(7)JACKSON, Vance
02/26/20	*at Air Force	58-60 L	1925	(18)LYLE, JaQuan	(8)LYLE, JaQuan
02/29/20	*UTAH ST.	W 66-64	11215	(17)JACKSON, Vance	(5)MALUACH, Makuach (5)WEGSCHEIDER, Kurt
03/04/20	vs San Jose St.	W 79-66		(26)JACKSON, Vance	(12)JACKSON, Vance
03/05/20	vs Utah St.	70-75 L		(20)LYLE, JaQuan	(9)JACKSON, Vance

\* - MW game

Attendance Summary	Games	Attend	Avg/Game
Home	18	197861	10992
Away	11	64181	5835
Neutral	4	6812	1703
Total	33	268854	8147



## 2019-20 NEW MEXICO GAME-BY-GAME STATISTICS

Opponent	Date	Score	Total		3-Pointers		Free throws		Rebounds				pf	a	t/o	blk	stl	pts	avg	
			fg-fga	pct	3fg-fga	pct	ft-fa	pct	off	def	tot	avg								
EASTERN N.M.	11/06/19	92-71	W	33-55	.600	7-20	.350	19-26	.731	3	33	36	36.0	19	22	21	7	6	92	92.0
CSUN	11/09/19	97-70	W	36-60	.600	6-16	.375	19-26	.731	8	28	36	36.0	16	22	12	3	6	97	94.5
GREEN BAY	11/13/19	93-78	W	31-65	.477	9-22	.409	22-28	.786	10	37	47	39.7	13	18	18	2	10	93	94.0
MCNEESE	11/16/19	90-80	W	28-59	.475	8-20	.400	26-35	.743	14	24	38	39.2	15	22	15	2	17	90	93.0
at UTEP	11/19/19	63-66	L	19-49	.388	5-19	.263	20-31	.645	9	27	36	38.6	14	7	18	2	7	63	87.0
at New Mexico St.	11/21/19	78-77	W	28-52	.538	4-15	.267	18-24	.750	8	21	29	37.0	16	10	16	1	7	78	85.5
vs Auburn	11/25/19	59-84	L	25-62	.403	4-19	.211	5-9	.556	14	29	43	37.9	20	15	24	1	6	59	81.7
vs Wisconsin	11/26/19	59-50	W	22-50	.440	3-13	.231	12-15	.800	8	26	34	37.4	17	13	13	1	3	59	78.9
MONTANA	12/01/19	72-63	W	22-51	.431	6-13	.462	22-35	.629	11	32	43	38.0	15	15	9	5	3	72	78.1
BOISE ST.	12/04/19	80-78	W	29-57	.509	3-14	.214	19-25	.760	10	22	32	37.4	14	19	6	5	7	80	78.3
at Wyoming	12/07/19	79-65	W	29-60	.483	5-17	.294	16-20	.800	12	35	47	38.3	15	15	19	4	10	79	78.4
NEW MEXICO ST.	12/14/19	69-62	W	21-50	.420	4-16	.250	23-28	.821	10	23	33	37.8	12	11	16	2	14	69	77.6
GRAND CANYON	12/17/19	91-71	W	31-56	.554	14-26	.538	15-16	.938	11	25	36	37.7	16	23	16	1	5	91	78.6
HOUSTON BAPTIST	12/22/19	107-88	W	41-64	.641	6-19	.316	19-30	.633	10	25	35	37.5	14	17	10	4	10	107	80.6
UC DAVIS	12/29/19	74-69	W	24-55	.436	3-16	.188	23-35	.657	19	23	42	37.8	17	12	21	2	11	74	80.2
at San Jose St.	01/01/20	85-88	L	30-61	.492	6-24	.250	19-27	.704	11	29	40	37.9	14	19	18	3	7	85	80.5
FRESNO ST.	01/07/20	78-64	W	27-58	.466	9-22	.409	15-21	.714	7	27	34	37.7	16	19	9	4	5	78	80.4
AIR FORCE	01/11/20	84-78	W	30-52	.577	6-17	.353	18-25	.720	5	30	35	37.6	16	14	20	10	9	84	80.6
at Colorado St.	01/15/20	72-105	L	30-59	.508	6-18	.333	6-11	.545	6	17	23	36.8	15	10	21	1	13	72	80.1
at UNLV	01/18/20	78-99	L	26-63	.413	10-26	.385	16-22	.727	8	23	31	36.5	16	14	15	3	7	78	80.0
SAN JOSE ST.	01/21/20	86-59	W	30-53	.566	5-16	.313	21-28	.750	5	32	37	36.5	22	15	11	3	9	86	80.3
at Nevada	01/25/20	74-96	L	26-61	.426	10-24	.417	12-19	.632	4	22	26	36.0	10	12	7	2	4	74	80.0
SAN DIEGO ST.	01/29/20	57-85	L	22-65	.338	4-23	.174	9-13	.692	17	16	33	35.9	11	9	10	1	10	57	79.0
at Fresno St.	02/01/20	77-82	L	28-63	.444	12-28	.429	9-12	.750	6	16	22	35.3	18	13	6	2	10	77	78.9
WYOMING	02/08/20	97-68	W	34-67	.507	12-29	.414	17-23	.739	13	33	46	35.8	20	18	12	1	7	97	79.6
at San Diego St.	02/11/20	59-82	L	23-65	.354	6-29	.207	7-9	.778	17	20	37	35.8	16	14	18	2	8	59	78.8
UNLV	02/15/20	73-78	L	22-50	.440	6-23	.261	23-34	.676	6	26	32	35.7	16	15	13	4	7	73	78.6
NEVADA	02/18/20	74-88	L	26-67	.388	11-34	.324	11-13	.846	10	25	35	35.6	17	14	11	3	7	74	78.5
at Boise St.	02/23/20	61-74	L	22-47	.468	6-20	.300	11-16	.688	5	22	27	35.3	15	8	18	2	7	61	77.9
at Air Force	02/26/20	58-60	L	20-56	.357	9-28	.321	9-13	.692	5	27	32	35.2	9	12	13	4	11	58	77.2
UTAH ST.	02/29/20	66-64	W	26-58	.448	10-24	.417	4-8	.500	9	18	27	35.0	13	19	11	3	10	66	76.8
vs San Jose St.	03/04/20	79-66	W	29-61	.475	7-23	.304	14-14	1.000	10	32	42	35.2	16	17	21	2	10	79	76.9
vs Utah St.	03/05/20	70-75	L	22-62	.355	8-31	.258	18-27	.667	11	22	33	35.1	21	11	7	3	8	70	76.7
New Mexico		2531		892-1913	.466	230-704	.327	517-718	.720	312	847	1159	35.1	514	494	475	95	267	2531	76.7
Opponents		2483		918-2041	.450	301-869	.346	346-501	.691	364	820	1184	35.9	635	537	486	85	232	2483	75.2

## 2019-20 OPPONENT GAME-BY-GAME STATISTICS

Opponent	Date	Score	Total		3-Pointers		Free throws		Rebounds				pf	a	t/o	blk	stl	pts	avg	
			fg-fga	pct	3fg-fga	pct	ft-fa	pct	off	def	tot	avg								
EASTERN N.M.	11/06/19	92-71	W	25-67	.373	8-24	.333	13-20	.650	14	23	37	37.0	21	12	22	1	9	71	71.0
CSUN	11/09/19	97-70	W	28-63	.444	8-23	.348	6-13	.462	11	19	30	33.5	25	17	16	2	3	70	70.5
GREEN BAY	11/13/19	93-78	W	30-75	.400	10-33	.303	8-11	.727	9	29	38	35.0	23	22	16	2	6	78	73.0
MCNEESE	11/16/19	90-80	W	28-55	.509	13-29	.448	11-14	.786	6	21	27	33.0	25	24	22	7	7	80	74.8
at UTEP	11/19/19	63-66	L	24-56	.429	7-28	.250	11-13	.846	6	25	31	32.6	21	14	16	2	9	66	73.0
at New Mexico St.	11/21/19	78-77	W	28-64	.438	7-33	.212	14-18	.778	15	22	37	33.3	21	17	14	0	7	77	73.7
vs Auburn	11/25/19	59-84	L	32-76	.421	12-38	.316	8-20	.400	19	26	45	35.0	16	18	10	6	14	84	75.1
vs Wisconsin	11/26/19	59-50	W	18-53	.340	2-26	.077	12-16	.750	12	22	34	34.9	16	6	14	1	5	50	72.0
MONTANA	12/01/19	72-63	W	26-60	.433	7-22	.318	4-7	.571	4	27	31	34.4	29	12	6	5	5	63	71.0
BOISE ST.	12/04/19	80-78	W	27-53	.509	14-28	.500	10-14	.714	7	21	28	33.8	20	19	12	2	1	78	71.7
at Wyoming	12/07/19	79-65	W	24-64	.375	10-28	.357	7-12	.583	8	21	29	33.4	17	12	13	0	9	65	71.1
NEW MEXICO ST.	12/14/19	69-62	W	24-55	.436	10-28	.357	4-10	.400	12	23	35	33.5	21	17	22	5	10	62	70.3
GRAND CANYON	12/17/19	91-71	W	29-60	.483	2-11	.182	11-15	.733	10	14	24	32.8	15	14	12	1	8	71	70.4
HOUSTON BAPTIST	12/22/19	107-88	W	34-66	.515	9-24	.375	11-17	.647	11	20	31	32.6	23	18	14	1	7	88	71.6
UC DAVIS	12/29/19	74-69	W	24-58	.414	11-26	.423	10-17	.588	14	20	34	32.7	26	17	20	1	9	69	71.5
at San Jose St.	01/01/20	85-88	L	32-67	.478	12-33	.364	12-20	.600	12	24	36	32.9	22	22	12	5	10	88	72.5
FRESNO ST.	01/07/20	78-64	W	24-64	.375	6-21	.286	10-19	.526	17	27	44	33.6	18	11	11	2	4	64	72.0
AIR FORCE	01/11/20	84-78	W	30-71	.423	8-28	.286	10-14	.714	13	20	33	33.6	22	17	15	0	9	78	72.3
at Colorado St.	01/15/20	72-105	L	38-64	.594	19-28	.679	10-11	.909	9	27	36	33.7	13	27	19	2	12	105	74.1
at UNLV	01/18/20	78-99	L	38-75	.507	8-26	.308	15-18	.833	15	32	47	34.3	21	23	10	3	10	99	75.3
SAN JOSE ST.	01/21/20	86-59	W	17-63	.270	5-25	.200	20-23	.870	16	20	36	34.4	20	4	14	2	3	59	74.5
at Nevada	01/25/20	74-96	L	35-71	.493	17-35	.486	9-11	.818	15	35	50	35.1	17	23	11	4	2	96	75.5
SAN DIEGO ST.	01/29/20	57-85	L	32-55	.582	15-33	.455	6-10	.600	10	26	36	35.2	17	23	16	7	9	85	75.9
at Fresno St.	02/01/20	77-82	L	26-46	.565	11-25	.440	19-22	.864	5	32	37	35.2	11	18	16	0	2	82	76.2
WYOMING	02/08/20	97-68	W	24-56	.429	4-21	.190	16-22	.727	4	23	27	34.9	19	13	13	4	4	68	75.8
at San Diego St.	02/11/20	59-82	L	29-64	.453	10-28	.357	14-17	.824	16	27	43	35.2	19	14	15	2	10	82	76.1
UNLV	02/15/20	73-78	L	32-64	.500	7-16	.438	7-14	.500	9	27	36	35.3	26	11	12	1	9	78	76.1
NEVADA	02/18/20	74-88	L	31-62	.500	13-34	.382	13-20	.650	9	33	42	35.5	17	16	10	7	5	88	76.6
at Boise St.	02/23/20	61-74	L	27-61	.443	9-31	.290	11-13	.846	13	22	35	35.5	13	15	16	0	7	74	76.5
at Air Force	02/26/20	58-60	L	23-60	.383	10-25	.400	4-8	.500	12	30	42	35.7	14	20	17	2	4	60	75.9
UTAH ST.	02/29/20	66-64	W	25-53	.472	7-19	.368	7-9	.778	12	25	37	35.7	13	17	17	5	7	64	75.5
vs San Jose St.	03/04/20	79-66	W	27-67	.403	5-22	.227	7-11	.636	11	22	33	35.7	13	13	16	2	12	66	75.2

## NEW MEXICO GAME HIGHS

POINTS	107	HOUSTON BAPTIST (12/22/19)
	97	WYOMING (02/08/20)
	97	CSUN (11/09/19)
	93	GREEN BAY (11/13/19)
	92	EASTERN N.M. (11/06/19)
FIELD GOALS MADE	41	HOUSTON BAPTIST (12/22/19)
	36	CSUN (11/09/19)
FIELD GOAL ATTEMPTS	67	NEVADA (02/18/20)
	67	WYOMING (02/08/20)
FIELD GOAL PERCENTAGE	.641 (41-64)	HOUSTON BAPTIST (12/22/19)
	.600 (36-60)	CSUN (11/09/19)
	.600 (33-55)	EASTERN N.M. (11/06/19)
3 PT FIELD GOALS MADE	14	GRAND CANYON (12/17/19)
	12	WYOMING (02/08/20)
	12	at Fresno St. (02/01/20)
3 PT FG ATTEMPTS	34	NEVADA (02/18/20)
	31	vs Utah St. (03/05/20)
3 PT FG PERCENTAGE	.538 (14-26)	GRAND CANYON (12/17/19)
	.462 (6-13)	MONTANA (12/01/19)
FREE THROWS MADE	26	MCNEESE (11/16/19)
	23	UNLV (02/15/20)
	23	UC DAVIS (12/29/19)
	23	NEW MEXICO ST. (12/14/19)
FREE THROW ATTEMPTS	35	UC DAVIS (12/29/19)
	35	MONTANA (12/01/19)
	35	MCNEESE (11/16/19)
FREE THROW PERCENTAGE	1.000 (14-14)	vs San Jose St. (03/04/20)
	.938 (15-16)	GRAND CANYON (12/17/19)
REBOUNDS	47	at Wyoming (12/07/19)
	47	GREEN BAY (11/13/19)
ASSISTS	23	GRAND CANYON (12/17/19)
	22	MCNEESE (11/16/19)
	22	CSUN (11/09/19)
	22	EASTERN N.M. (11/06/19)
STEALS	17	MCNEESE (11/16/19)
	14	NEW MEXICO ST. (12/14/19)
BLOCKED SHOTS	10	AIR FORCE (01/11/20)
	7	EASTERN N.M. (11/06/19)
TURNOVERS	24	vs Auburn (11/25/19)
	21	vs San Jose St. (03/04/20)
	21	at Colorado St. (01/15/20)
	21	UC DAVIS (12/29/19)
	21	EASTERN N.M. (11/06/19)
FOULS	22	SAN JOSE ST. (01/21/20)
	21	vs Utah St. (03/05/20)

## OPPONENT GAME HIGHS

POINTS	105	at Colorado St. (01/15/20)
	99	at UNLV (01/18/20)
	96	at Nevada (01/25/20)
	88	NEVADA (02/18/20)
	88	at San Jose St. (01/01/20)
	88	HOUSTON BAPTIST (12/22/19)
FIELD GOALS MADE	38	at UNLV (01/18/20)
	38	at Colorado St. (01/15/20)
FIELD GOAL ATTEMPTS	76	vs Auburn (11/25/19)
	75	at UNLV (01/18/20)
	75	GREEN BAY (11/13/19)
FIELD GOAL PERCENTAGE	.594 (38-64)	at Colorado St. (01/15/20)
	.582 (32-55)	SAN DIEGO ST. (01/29/20)
3 PT FIELD GOALS MADE	19	at Colorado St. (01/15/20)
	17	at Nevada (01/25/20)
3 PT FG ATTEMPTS	38	vs Auburn (11/25/19)
	35	at Nevada (01/25/20)
3 PT FG PERCENTAGE	.679 (19-28)	at Colorado St. (01/15/20)
	.500 (14-28)	BOISE ST. (12/04/19)
FREE THROWS MADE	20	SAN JOSE ST. (01/21/20)
	19	at Fresno St. (02/01/20)
FREE THROW ATTEMPTS	23	SAN JOSE ST. (01/21/20)
	22	vs Utah St. (03/05/20)
	22	WYOMING (02/08/20)
FREE THROW PERCENTAGE	.909 (10-11)	at Colorado St. (01/15/20)
	.870 (20-23)	SAN JOSE ST. (01/21/20)
REBOUNDS	50	at UNLV (01/18/20)
	47	at Colorado St. (01/15/20)
ASSISTS	27	at Colorado St. (01/15/20)
	24	MCNEESE (11/16/19)
STEALS	14	vs Auburn (11/25/19)
	12	vs San Jose St. (03/04/20)
	12	at Colorado St. (01/15/20)
BLOCKED SHOTS	7	NEVADA (02/18/20)
	7	SAN DIEGO ST. (01/29/20)
	7	MCNEESE (11/16/19)
TURNOVERS	22	NEW MEXICO ST. (12/14/19)
	22	MCNEESE (11/16/19)
	22	EASTERN N.M. (11/06/19)
FOULS	29	MONTANA (12/01/19)
	26	UNLV (02/15/20)
	26	UC DAVIS (12/29/19)

## NEW MEXICO GAME LOWS

POINTS	57	SAN DIEGO ST. (01/29/20)
	58	at Air Force (02/26/20)
	59	vs Auburn (11/25/19)
	59	vs Wisconsin (11/26/19)
	59	at San Diego St. (02/11/20)
FIELD GOALS MADE	19	at UTEP (11/19/19)
	20	at Air Force (02/26/20)
FIELD GOAL ATTEMPTS	47	at Boise St. (02/23/20)
	49	at UTEP (11/19/19)
FIELD GOAL PERCENTAGE	.338 (22-65)	SAN DIEGO ST. (01/29/20)
	.354 (23-65)	at San Diego St. (02/11/20)
3 PT FIELD GOALS MADE	3	vs Wisconsin (11/26/19)
	3	BOISE ST. (12/04/19)
	3	UC DAVIS (12/29/19)
3 PT FG ATTEMPTS	13	vs Wisconsin (11/26/19)
	13	MONTANA (12/01/19)
3 PT FG PERCENTAGE	.174 (4-23)	SAN DIEGO ST. (01/29/20)
	.188 (3-16)	UC DAVIS (12/29/19)
FREE THROWS MADE	4	UTAH ST. (02/29/20)
	5	vs Auburn (11/25/19)
FREE THROW ATTEMPTS	8	UTAH ST. (02/29/20)
	9	vs Auburn (11/25/19)
	9	at San Diego St. (02/11/20)
FREE THROW PERCENTAGE	.500 (4-8)	UTAH ST. (02/29/20)
	.545 (6-11)	at Colorado St. (01/15/20)
REBOUNDS	22	at Fresno St. (02/01/20)
	23	at Colorado St. (01/15/20)
ASSISTS	7	at UTEP (11/19/19)
	8	at Boise St. (02/23/20)
STEALS	3	vs Wisconsin (11/26/19)
	3	MONTANA (12/01/19)
	3	at UNLV (01/18/20)
BLOCKED SHOTS	1	at New Mexico St. (11/21/19)
	1	vs Auburn (11/25/19)
	1	vs Wisconsin (11/26/19)
	1	GRAND CANYON (12/17/19)
	1	at Colorado St. (01/15/20)
	1	SAN DIEGO ST. (01/29/20)
	1	WYOMING (02/08/20)
TURNOVERS	6	BOISE ST. (12/04/19)
	6	at Fresno St. (02/01/20)
FOULS	9	at Air Force (02/26/20)
	10	at Nevada (01/25/20)

## OPPONENT GAME LOWS

POINTS	50	vs Wisconsin (11/26/19)
	59	SAN JOSE ST. (01/21/20)
	60	at Air Force (02/26/20)
	62	NEW MEXICO ST. (12/14/19)
	63	MONTANA (12/01/19)
FIELD GOALS MADE	17	SAN JOSE ST. (01/21/20)
	18	vs Wisconsin (11/26/19)
FIELD GOAL ATTEMPTS	46	at Fresno St. (02/01/20)
	53	vs Wisconsin (11/26/19)
	53	BOISE ST. (12/04/19)
	53	UTAH ST. (02/29/20)
	53	vs Utah St. (03/05/20)
FIELD GOAL PERCENTAGE	.270 (17-63)	SAN JOSE ST. (01/21/20)
	.340 (18-53)	vs Wisconsin (11/26/19)
3 PT FIELD GOALS MADE	2	vs Wisconsin (11/26/19)
	2	GRAND CANYON (12/17/19)
3 PT FG ATTEMPTS	11	GRAND CANYON (12/17/19)
	16	UNLV (02/15/20)
3 PT FG PERCENTAGE	.077 (2-26)	vs Wisconsin (11/26/19)
	.182 (2-11)	GRAND CANYON (12/17/19)
FREE THROWS MADE	4	MONTANA (12/01/19)
	4	NEW MEXICO ST. (12/14/19)
	4	at Air Force (02/26/20)
FREE THROW ATTEMPTS	7	MONTANA (12/01/19)
	8	at Air Force (02/26/20)
FREE THROW PERCENTAGE	.400 (4-10)	NEW MEXICO ST. (12/14/19)
	.400 (8-20)	vs Auburn (11/25/19)
REBOUNDS	24	GRAND CANYON (12/17/19)
	27	MCNEESE (11/16/19)
	27	WYOMING (02/08/20)
ASSISTS	4	SAN JOSE ST. (01/21/20)
	6	vs Wisconsin (11/26/19)
STEALS	1	BOISE ST. (12/04/19)
	2	at Nevada (01/25/20)
	2	at Fresno St. (02/01/20)
BLOCKED SHOTS	0	at New Mexico St. (11/21/19)
	0	at Wyoming (12/07/19)
	0	AIR FORCE (01/11/20)
	0	at Fresno St. (02/01/20)
	0	at Boise St. (02/23/20)
TURNOVERS	6	MONTANA (12/01/19)
	10	vs Auburn (11/25/19)
	10	at UNLV (01/18/20)
	10	NEVADA (02/18/20)
FOULS	11	at Fresno St. (02/01/20)
	13	at Colorado St. (01/15/20)
	13	at Boise St. (02/23/20)
	13	UTAH ST. (02/29/20)
	13	vs San Jose St. (03/04/20)

## NEW MEXICO

<b>As A Team:</b>	
Scored 100 Points:	107 - vs Houston Baptist (12-22-19)
Scored 90-99 Points:	97 - vs Wyoming (2-8-20)
Scored 80-89 Points:	86 - vs San José State (1-21-20)
Scored Less Than 50 Points:	46 - at Arizona (12-20-16)
Scored Less Than 40 Points:	34 - at #25 San Diego State (1-26-13)
Won By 40 Points:	W, 103-47 - vs Southwest (12-30-18)
Won By 30 Points:	W, 92-60 - vs San José State (2-13-19)
Won By 20 Points:	W, 97-68 - vs Wyoming (2-8-20)
Lost By 20-29 Points:	L, 82-59 - at No. 4 San Diego State (2-11-20)
Lost By 30 Points:	L, 105-72 - at Colorado State (1-15-20)
Shot 65% Or Better:	69.2% (27-39) - at Air Force (1-15-05)
Shot 60% Or Better:	64.1% (41-64) - vs Houston Baptist (12-22-19)
Shot Less Than 35%:	33.8% (22-65) - vs No. 4 San Diego State (1-29-20)
Shot Less Than 30%:	28.1% (18-64) - at NM State (12-4-18)
Shot 60% 3FG Or Better:	61.1% (11-18) - vs UTEP (11-24-18)
Shot Less Than 30% 3FG:	25.8% (8-31) - vs (RV) Utah State (3-5-20)
Made 10 Three-Pointers:	10 (10-24) - vs (RV) Utah State (2-29-20)
Shot 100% on Free Throws:	100% (14-14) - vs San José State (3-4-20)
Shot 95% On Free Throws:	95.5% (21-22) - at Boise State (1-17-17)
Shot 85% On Free Throws:	93.8 (15-16) - vs Grand Canyon (12-17-19)
Shot Less Than 50% On FTs:	42.1% (8-19) - at San José State (2-26-19)
Had 50 Rebounds:	53 - at San José State (2-26-19)
Had 20 Offensive Rebounds:	26 - at San José State (2-26-19)
Had 40 Assists:	40 - Northern N.M. (11-11-17)
Had 20 Assists:	23 - vs Grand Canyon (12-17-19)
Had 20 Turnovers:	21 - vs San José State (3-4-20)
Had Less Than 10 Turnovers:	7 - vs (RV) Utah State (3-5-20)
Had 10 Steals:	10 - vs San José State (3-4-20)
Had 15 Steals:	17 - vs McNeese (11-16-19)
Had 10 Blocks:	10 - vs Air Force (1-11-20)
Had Two or More 20-Point Scorers:	vs San José State (3-4-20) Vance Jackson (26) & Makuach Maluach (22)
Had 7 Double-Digit Scorers:	(7) - at Colorado State (2-28-18)
Had 6 Double-Digit Scorers:	(6) - vs Wyoming (1-19-19)
Had 5 Double-Digit Scorers:	(5) - at UNLV (1-18-20)
Had No Double-Digit Scorers:	at San Diego State (1-6-15)
Had Two 10+ Rebounders:	at Wyoming (12-7-19) Carlton Bragg (15) & JJ Caldwell (10)
Had Three 10+ Rebounders:	vs Colorado State (3-2-19) Carlton Bragg (14), Corey Manigault (11), Makuach Maluach (10)
Scored 50 Points In 1st Half:	50 - vs Southwest (12-30-18)
Scored 50 Points In 2nd Half:	57 - vs Wyoming (2-8-20)
Scored 60 Points In 2nd Half:	61 - vs Houston Baptist (12-22-19)
Scored 20 Or Fewer Points In 1st Half:	16 - at Arizona (12-20-16)
Scored 20 Or Fewer Points In 2nd Half:	15 - at #25 San Diego State (1-26-13)
Failed To Make a 3FG:	(0-10) - vs. Washington State (12-25-15)
Defeated a Ranked Team:	W, 85-58 - vs No. 5/6 Nevada (1-5-19)
Lost To a Ranked Team:	L, 85-57 - vs No. 4 San Diego State (1-29-20)
Won an OT Game:	W, 95-86 vs Fresno State (3-3-18)
Lost an OT Game:	L, 105-104 vs. Nevada (1-7-17)
Won a 2OT Game:	W, 97-94 vs. UAB (11-21-13)
Lost a 2OT Game:	L, 73-76 at Dayton (1-1-10)
Won a 3OT Game:	W, 104-99, Fresno State (3-8-96)
Lost a 3OT Game:	Never
<b>As An Individual:</b>	
Had a Triple-Double:	Luc Longley (17 pts, 14 rebs, 10 assts) vs. Penn State (3-28-90)
Had a Double-Double (Pts/Reb):	vs San José State (3-4-20) Vance Jackson (26 points, 12 rebounds)
Had a Double-Double (Pts/Asst):	JaQuan Lyle (14 pts & 10 assts) vs Fresno State (1-7-20)
Scored 20+ Pts with 10+ Rebs:	Vance Jackson (26 pts & 12 rebs) vs San José State (3-4-20)
Scored 20+ Pts with 20+ Rebs:	Carlton Bragg (22 pts & 20 rebs) at Wyoming (3-9-19)
Scored 30 Points:	JaQuan Lyle (31) vs Green Bay (11-13-19)
Scored 30 Points (MW Only):	JaQuan Lyle (31) vs Boise State (12-4-19)
Scored 20 Points:	vs (RV) Utah State (3-5-20) JaQuan Lyle (20)
Scored 20 Points (MW Only):	at No. 4 San Diego State (2-11-20) Vante Hendrix (20)
Had 20 Rebounds:	Carlton Bragg (20) at Wyoming (3-9-19)
Had 15 Rebounds:	Carlton Bragg (17) - vs NM State (12-14-19)
Had 10 Assists:	JaQuan Lyle (10) - vs (RV) Utah State (2-29-20)
Had 5 Steals:	Carlton Bragg (5) - vs McNeese (11-16-19)
Had 5 Blocks:	Joe Furstinger (5) - vs Boise State (2-6-18)

## VERSUS NEW MEXICO

<b>As A Team:</b>	
Scored 100 Points:	105 - at Colorado State (1-15-20)
Scored 90 Points:	96 - at Nevada (1-25-20)
Scored 80-89 Points:	88 - vs Nevada (2-18-20)
Scored Less Than 50 Points:	47 - vs Southwest (12-30-18)
Scored Less Than 40 Points:	38 - Wyoming (2-11-12)
Shot 50% Or Better:	50.9% (27-53) - vs (RV) Utah State (3-5-20)
Shot Less Than 35%:	34.0% (18-53) - vs Wisconsin (11-26-19)
Shot Less Than 30%:	27.0% (17-63) - vs San José State (1-21-20)
Shot 60% 3FG Or Better:	67.9% (19-28) - at Colorado State (1-15-20)
Shot 50% 3FG Or Better:	50.0% (14-28) - vs Boise State (12-4-19)
Shot Less Than 20% 3FG:	19.0% (4-21) - vs Wyoming (2-8-20)
Made 15 Three-Pointers:	15 (15-33) - vs No. 4 San Diego State (1-29-20)
Made 10 Three-Pointers:	10 (10-25) - at Air Force (2-26-20)
Shot 75% On Free Throws:	77.8% (7-9) - vs (RV) Utah State (2-29-20)
Shot Less Than 50% On FTs:	40.0% (4-10) - vs NM State (12-14-19)
Had 50 Rebounds:	50 - at Nevada (1-25-20)
Had 20 Offensive Rebounds:	25 - at New Mexico State (11-17-17)
Had 20 Assists:	20 - at Air Force (2-26-20)
Had 20 Turnovers:	20 - vs UC Davis (12-29-19)
Had Less Than 10 Turnovers:	8 - at Utah State (2-20-19)
Had 10 Steals:	12 - vs San José State (3-4-20)
Had 10 Blocks:	11 - at USC (11-21-15)
Had 40-Point and 20-Point Scorers:	Nevada (1-7-17) Jordan Caroline (45) & Marcus Marshall (26)
Had 30-Point and 20-Point Scorers:	vs NM State (11-17-18) AJ Harris (31) & Terrell Brown (20)
Had Two or More 20-Point Scorers:	at No. 4 San Diego State (2-11-20) Matt Mitchell (22) & Yanni Wetzell (20)
Had 6 Double-Digit Scorers:	(6) - at Nevada (1-25-20)
Had 5 Double-Digit Scorers:	(5) - vs No. 4 San Diego State (1-29-20)
Had No Double-Digit Scorers:	ULM (12-13-14)
Had Two 10+ Rebounders:	at Air Force (2-26-20) Ryan Swan (11) & Sid Tomes (10)
Scored 50+ Points In 1st Half:	56 - at Colorado State (1-15-20)
Scored 50+ Points In 2nd Half:	56 - at UNLV (1-18-20)
Scored 20 Or Less Points In 1st Half:	20 - vs Wisconsin (11-26-19)
Scored 20 Or Less In 2nd Half:	19 - New Mexico State (12-3-14)
Scored 15 Or Less Points In 1st Half:	11 - UAPB (12-17-16)
Failed To Make a 3FG:	(0-7) - New Mexico State (12-16-15)
<b>As An Individual:</b>	
Had a Triple-Double:	Marvin Coleman (11 pts, 12 rebs, 11 assts) at UNLV (1-18-20)
Had a Double-Double (Pts/Reb):	vs (RV) Utah State (3-5-20) Justin Bean (10 pts, 15 rebs)
Had a Double-Double (Pts/Asst):	Dominic Artis (13 pts & 12 Assists) UTEP (12-7-16)
Had 20+ Points & 10+ Rebounds:	RJ Williams (27 pts, 17 rebs) at Boise State (2-23-20)
Scored 30+ Points in Back-to-Back Games Vs. UNM:	Derrick Marks Boise State 31 points (1-18-15) & 30 points (2-24-15)
Scored 40 Points:	Jordan Caroline (45) - Nevada (1-7-17)
Scored 40 Points (MW Only):	Jordan Caroline (45) - Nevada (1-7-17)
Scored 30 Points:	Bryce Hamilton (35) - at UNLV (1-18-20)
Scored 30 Points (MW Only):	Bryce Hamilton (35) - at UNLV (1-18-20)
Scored 20 Points:	vs (RV) Utah State (3-5-20) Sam Merrill (29)
Scored 20 Points (MW Only):	at Boise State (2-23-20) RJ Williams (27)
Had 20 Rebounds:	Ryan Watkins (22) - Boise State (1-21-14)
Had 15 Rebounds:	Justin Bean (15) - vs (RV) Utah State (3-5-20)
Had 10 Assists:	Marvin Coleman (11) - at UNLV (1-18-20)
Had 5 Steals:	Omari Moore (8) - vs San José State (3-4-20)
Had 5 Blocks:	Sha'Markus Kennedy (6) - vs McNeese (11-16-19)

# 2019-20 NEW MEXICO SINGLE GAME HIGHS

Points	31	LYLE, JaQuan vs Boise St. (12/04/19)
	31	LYLE, JaQuan vs Green Bay (11/13/19)
	29	JACKSON, Vance vs Fresno St. (01/07/20)
	28	MANIGAULT, Corey vs Wyoming (02/08/20)
	26	JACKSON, Vance vs San Jose St. (03/04/20)
Field Goals Made	10	MARTIN, Zane vs Wyoming (02/08/20)
	10	LYLE, JaQuan at San Jose St. (01/01/20)
	10	LYLE, JaQuan vs Boise St. (12/04/19)
Field Goal Att.	20	LYLE, JaQuan at UNLV (01/18/20)
	19	MARTIN, Zane at Nevada (01/25/20)
FG Pct (min 5 made)	1.000 (7-7)	MALUACH, Makuach vs Houston Baptist (12/22/19)
	.900 (9-10)	MANIGAULT, Corey vs Houston Baptist (12/22/19)
3-Point FG Made	6	JACKSON, Vance vs Wyoming (02/08/20)
	6	MCGEE, Keith at Fresno St. (02/01/20)
	6	JACKSON, Vance vs Fresno St. (01/07/20)
3-Point FG Att.	11	JACKSON, Vance vs Utah St. (03/05/20)
	11	JACKSON, Vance at Air Force (02/26/20)
	11	LYLE, JaQuan at UNLV (01/18/20)
3-Pl FG Pct (min 2 made)	1.000 (3-3)	MALUACH, Makuach vs Houston Baptist (12/22/19)
	1.000 (2-2)	MANIGAULT, Corey at UNLV (01/18/20)
	1.000 (2-2)	KUAC, Emmanuel at Colorado St. (01/15/20)
	1.000 (2-2)	BRAGG, Carlton vs Grand Canyon (02/08/20)
	1.000 (2-2)	MALUACH, Makuach vs Green Bay (11/13/19)
Free Throws Made	12	MANIGAULT, Corey vs McNeese (11/16/19)
	10	MANIGAULT, Corey vs Utah St. (03/05/20)
	10	MANIGAULT, Corey vs Wyoming (02/08/20)
	10	LYLE, JaQuan at UTEP (11/19/19)
Free Throw Att.	16	MANIGAULT, Corey vs McNeese (11/16/19)
	15	LYLE, JaQuan at UTEP (11/19/19)
FT Pct (min 3 made)	1.000 (8-8)	LYLE, JaQuan vs Green Bay (11/13/19)
	1.000 (6-6)	LYLE, JaQuan vs Fresno St. (01/07/20)
	1.000 (5-5)	MALUACH, Makuach vs San Jose St. (03/04/20)
	1.000 (5-5)	MARTIN, Zane vs Houston Baptist (12/22/19)
	1.000 (5-5)	LYLE, JaQuan vs Grand Canyon (12/17/19)
	1.000 (5-5)	LYLE, JaQuan at Wyoming (12/07/19)
	1.000 (4-4)	JACKSON, Vance vs San Jose St. (03/04/20)
	1.000 (4-4)	JACKSON, Vance vs Nevada (02/18/20)
	1.000 (4-4)	MARTIN, Zane at Fresno St. (02/01/20)
	1.000 (4-4)	HENDRIX, Vante at Nevada (01/25/20)
	1.000 (4-4)	PATTERSON, Clay vs San Jose St. (01/21/20)
	1.000 (4-4)	MALUACH, Makuach at UNLV (01/18/20)
	1.000 (4-4)	BRAGG, Carlton vs Grand Canyon (12/17/19)
	1.000 (4-4)	MARTIN, Zane vs Wisconsin (11/26/19)
	1.000 (4-4)	MALUACH, Makuach vs Auburn (11/25/19)
	1.000 (4-4)	BRAGG, Carlton at New Mexico St. (11/21/19)
	1.000 (3-3)	MANIGAULT, Corey vs San Jose St. (03/04/20)
	1.000 (3-3)	MALUACH, Makuach at Air Force (02/26/20)
	1.000 (3-3)	LYLE, JaQuan vs UNLV (02/15/20)
	1.000 (3-3)	HENDRIX, Vante at UNLV (01/18/20)
	1.000 (3-3)	HENDRIX, Vante at San Jose St. (01/01/20)
	1.000 (3-3)	LYLE, JaQuan vs Houston Baptist (12/22/19)
	1.000 (3-3)	MARTIN, Zane vs CSUN (11/09/19)
	1.000 (3-3)	CALDWELL, JJ vs CSUN (11/09/19)

Rebounds	18	BRAGG, Carlton vs McNeese (11/16/19)
	17	BRAGG, Carlton vs New Mexico St. (12/14/19)
Assists	11	LYLE, JaQuan vs Eastern N.M. (11/06/19)
	10	LYLE, JaQuan vs Utah St. (02/29/20)
	10	LYLE, JaQuan vs Fresno St. (01/07/20)
	10	CALDWELL, JJ vs McNeese (11/16/19)
Steals	5	BRAGG, Carlton vs McNeese (11/16/19)
	4	HENDRIX, Vante at San Diego St. (02/11/20)
	4	MANIGAULT, Corey vs UC Davis (12/29/19)
	4	BRAGG, Carlton vs New Mexico St. (12/14/19)
	4	CALDWELL, JJ vs Auburn (11/25/19)
	4	BRAGG, Carlton at New Mexico St. (11/21/19)
	4	CALDWELL, JJ vs McNeese (11/16/19)
	4	CALDWELL, JJ vs Green Bay (11/13/19)
Blocked Shots	3	MANIGAULT, Corey vs Air Force (01/11/20)
	3	BRAGG, Carlton vs Air Force (01/11/20)
	3	MARTIN, Zane vs Air Force (01/11/20)
	3	BRAGG, Carlton at Wyoming (12/07/19)
	3	MANIGAULT, Corey vs Eastern N.M. (11/06/19)
Turnovers	8	LYLE, JaQuan at Colorado St. (01/15/20)
	7	LYLE, JaQuan vs Green Bay (11/13/19)
Fouls	5	WEGSCHEIDER, Kurt vs Utah St. (03/05/20)
	5	MANIGAULT, Corey vs San Jose St. (03/04/20)
	5	MCGEE, Keith vs San Jose St. (01/21/20)
	5	PERCY, Tavian vs San Jose St. (01/21/20)
	5	LYLE, JaQuan vs Air Force (01/11/20)
	5	BRAGG, Carlton vs Auburn (11/25/19)
Minutes	40	LYLE, JaQuan vs Utah St. (02/29/20)
	39	LYLE, JaQuan vs Utah St. (03/05/20)
	39	LYLE, JaQuan at UNLV (01/18/20)
	39	LYLE, JaQuan vs Fresno St. (01/07/20)
	39	LYLE, JaQuan at San Jose St. (01/01/20)
	39	LYLE, JaQuan vs UC Davis (12/29/19)
	39	LYLE, JaQuan vs New Mexico St. (12/14/19)
	39	LYLE, JaQuan vs Boise St. (12/04/19)

# 2019-20 OPPONENT SINGLE GAME HIGHS

Points	35	Bryce Hamilton at UNLV (01/18/20)
	30	Jalon Gates vs Houston Baptist (12/22/19)
	29	Sam Merrill vs Utah St. (03/05/20)
	27	RJ Williams at Boise St. (02/23/20)
	27	MALDONADO, Hunter at Wyoming (12/07/19)
Field Goals Made	14	Bryce Hamilton at UNLV (01/18/20)
	11	RJ Williams at Boise St. (02/23/20)
	11	Sayed Pridgett vs Montana (12/01/19)
	11	Shamarkus Kennedy vs McNeese (11/16/19)
Field Goal Att.	22	Lavelle Scottie vs Air Force (01/11/20)
	21	Sayed Pridgett vs Montana (12/01/19)
FG Pct (min 5 made)	1.000 (7-7)	Nick Blair at UNLV (01/18/20)
	1.000 (6-6)	Marvin Coleman vs UNLV (02/15/20)
	1.000 (5-5)	Nate Grimes at Fresno St. (02/01/20)
	1.000 (5-5)	Ivan Aurecochea vs New Mexico St. (12/14/19)
3-Point FG Made	7	Richard Washington at San Jose St. (01/01/20)
	7	Jalon Gates vs Houston Baptist (12/22/19)
	7	Dru Kuxhausen vs McNeese (11/16/19)
3-Point FG Att.	18	Jalon Gates vs Houston Baptist (12/22/19)
	13	Jonah Antonio at UNLV (01/18/20)
	13	Richard Washington at San Jose St. (01/01/20)
	13	Dru Kuxhausen vs McNeese (11/16/19)
	13	JayQuan McCloud vs Green Bay (11/13/19)
3-Pl FG Pct (min 2 made)	1.000 (4-4)	Marvin Coleman vs UNLV (02/15/20)
	1.000 (4-4)	Kendle Moore at Colorado St. (01/15/20)
	1.000 (3-3)	Anthony Holland at Fresno St. (02/01/20)
	1.000 (2-2)	Nate Grimes at Fresno St. (02/01/20)
	1.000 (2-2)	Cody Schwartz vs Green Bay (11/13/19)
Free Throws Made	7	Sam Merrill vs Utah St. (03/05/20)
	7	Jalon Gates vs Houston Baptist (12/22/19)
Free Throw Att.	10	MARBLE, Kwane vs Wyoming (02/08/20)
	9	Sam Merrill vs Utah St. (03/05/20)
FT Pct (min 3 made)	1.000 (6-6)	Jarred Hyder at Fresno St. (02/01/20)
	1.000 (5-5)	RJ Williams at Boise St. (02/23/20)
	1.000 (4-4)	Matt Mitchell at San Diego St. (02/11/20)
	1.000 (4-4)	Brae Ivey vs San Jose St. (01/21/20)
	1.000 (3-3)	HENDRICKS, Jake vs Wyoming (02/08/20)
	1.000 (3-3)	Malachi Flynn vs San Diego St. (01/29/20)
	1.000 (3-3)	Isaiah Nichols vs San Jose St. (01/21/20)
	1.000 (3-3)	Kendle Moore at Colorado St. (01/15/20)
	1.000 (3-3)	Terrell Brown at New Mexico St. (11/21/19)
Rebounds	17	Dru Kuxhausen vs McNeese (11/16/19)
	17	RJ Williams at Boise St. (02/23/20)
	15	Justin Bean vs Utah St. (03/05/20)
	15	Orlando Robinson at Fresno St. (02/01/20)
Assists	11	Marvin Coleman at UNLV (01/18/20)
	9	Darius Brown II vs CSUN (11/09/19)
Steals	8	Omari Moore vs San Jose St. (03/04/20)
	6	Marvin Coleman at UNLV (01/18/20)
Blocked Shots	6	Shamarkus Kennedy vs McNeese (11/16/19)
	4	Yanni Wetzell vs San Diego St. (01/29/20)
Turnovers	8	Neemias Queta vs Utah St. (02/29/20)
	6	Omari Moore vs San Jose St. (03/04/20)

	6	Yanni Wetzell at San Diego St. (02/11/20)
	6	Jabari Rice vs New Mexico St. (12/14/19)
	6	A.J. Lawson vs McNeese (11/16/19)
Fouls	6	RJ Williams vs Boise St. (12/04/19)
	6	Dru Kuxhausen vs McNeese (11/16/19)

**GAME 1: NEW MEXICO 92, EASTERN NM 71**  
**WED., NOV. 6, 2019 | ALBUQUERQUE, N.M. | 9:50P**

**Eastern N.M. 71 • 0-0, 0-0 LSC**

#	Player	Total			3-Ptr			Rebounds			PF	TP	A	TO	Blk	Stl	Min		
		FG-FGA	FG-FGA	FT-FTA	FG-FGA	FG-FGA	FT-FTA	Off	Def	Tot									
14	Marvin Mapaga	1-2	0-0	0-0	1	1	2	4	2	0	3	0	1	9					
24	Yosnier Cobas	3-3	1-1	0-2	1	0	1	0	7	1	0	1	2	16					
05	Isaiiah Murphy	3-8	3-6	0-0	0	0	0	1	9	0	4	0	0	25					
10	Devin Pullum	2-11	0-5	3-4	0	5	5	1	7	1	5	0	1	30					
21	Ibn Zaid	4-9	1-3	1-2	1	4	5	1	10	3	2	0	0	25					
00	Jose Serrano	2-5	0-0	2-2	1	0	1	5	6	0	2	0	0	14					
01	Brandon Meadows	0-3	0-1	2-2	0	4	4	4	2	5	2	0	1	15					
03	Mangistu Jongkor	0-0	0-0	0-0	0	0	0	0	0	0	0	0	0	2					
04	Darius Sawyer	4-7	1-1	2-4	3	1	4	1	11	1	1	1	1	20					
11	Nicolas Matheus	0-3	0-1	0-0	2	1	3	0	0	0	0	0	0	4					
13	Tanner Carter	0-1	0-1	0-0	0	0	0	0	0	0	0	0	0	3					
20	Deng Kuany	4-11	1-2	0-0	3	2	5	3	9	1	1	0	2	25					
25	Mathew Mazique	2-4	1-3	3-4	0	1	1	1	8	0	0	0	1	12					
<b>Team</b>						2		4		6									
<b>Totals</b>		25-67		8-24		13-20		14		23		21		71		12 22 1 9		200	
FG % 1st Half: 11-27		40.7%		2nd half: 14-40		35.0%		Game: 25-67		37.3%								Deadball Rebounds 2	
3FG % 1st Half: 6-12		50.0%		2nd half: 2-12		16.7%		Game: 8-24		33.3%									
FT % 1st Half: 6-10		60.0%		2nd half: 7-10		70.0%		Game: 13-20		65.0%									

**New Mexico 92 • 1-0, 0-0 MW**

#	Player	Total			3-Ptr			Rebounds			PF	TP	A	TO	Blk	Stl	Min				
		FG-FGA	FG-FGA	FT-FTA	FG-FGA	FG-FGA	FT-FTA	Off	Def	Tot											
15	BRAGG, Carlton	4-6	0-0	5-7	0	6	6	3	13	0	0	2	0	18							
02	JACKSON, Vance	2-6	0-2	2-3	0	4	4	3	6	3	2	1	1	28							
05	LYLE, JaQuan	4-6	1-3	0-0	0	4	4	3	9	11	3	0	0	26							
10	MALUACH, Makuach	5-7	2-4	4-5	0	2	2	1	16	0	2	1	1	22							
11	CALDWELL, JJ	3-5	0-0	0-0	1	5	6	2	6	4	4	0	1	23							
00	MARTIN, Zane	3-8	2-5	5-6	0	6	6	3	13	0	6	0	1	23							
01	MANIGAULT, Corey	5-6	0-0	3-4	0	1	1	3	13	1	2	3	0	19							
03	MC GEE, Keith	5-7	2-4	0-0	1	1	2	0	12	1	1	0	0	20							
04	PERCY, Tavian	0-0	0-0	0-0	0	0	0	0	0	2	0	0	0	1							
20	PATTERSON, Clay	0-1	0-1	0-0	0	0	0	0	0	0	0	0	0	3							
23	KUAC, Emmanuel	0-1	0-1	0-0	0	1	1	1	0	0	1	0	0	4							
30	WEGSCHEIDER, Kurt	2-2	0-0	0-1	0	0	0	0	4	0	0	0	0	3							
33	ARROYO, Jordan	0-0	0-0	0-0	0	1	1	0	0	0	0	0	0	3							
<b>Team</b>						1		2		3											
<b>Totals</b>		33-55		7-20		19-26		3		33		16		19		92		22 21 7 6		200	
FG % 1st Half: 18-29		62.1%		15-26		57.7%		Game: 33-55		60.0%										Deadball Rebounds 3	
3FG % 1st Half: 4-11		36.4%		2nd half: 3-9		33.3%		Game: 7-20		35.0%											
FT % 1st Half: 5-8		62.5%		2nd half: 14-18		77.8%		Game: 19-26		73.1%											

Officials: James Ford, Michael Greenstein, Eric Curry  
 Technical fouls: Eastern N.M.-TEAM. New Mexico-MANIGAULT, Corey, MARTIN, Zane.  
 Attendance: 9501  
 2019-20 Men's Basketball. Round: 0. Eastern N.M. vs New Mexico. Played at Dream  
**Score by periods**

	1st	2nd	Total
Eastern N.M.	34	37	71
New Mexico	45	47	92

In Points Off 2nd Fast  
 Paint T/O Chance Break Bench  
 ENMU 30 22 16 17 36  
 NM 52 24 0 31 42

Score tied - 1 time.  
 Lead changed - 4 times.

Last FG - ENMU 2nd-01:34, NM 2nd-01:11.  
 Largest lead - ENMU by 4 1st-14:14, NM by 28 2nd-08:01.  
 ENMU led for 02:02, NM led for 36:24. Game was tied for 01:34.

**GAME 2: NEW MEXICO 97, CSUN 70**  
**SAT., NOV. 9, 2019 | ALBUQUERQUE, N.M. | 10:35P**

**CSUN 70 • 0-2, 0-0 BigWest**

#	Player	Total			3-Ptr			Rebounds			PF	TP	A	TO	Blk	Stl	Min				
		FG-FGA	FG-FGA	FT-FTA	FG-FGA	FG-FGA	FT-FTA	Off	Def	Tot											
00	Lance Coleman II	8-16	3-7	0-0	0	1	1	1	19	0	0	0	0	31							
11	Festus Ndumanya	2-2	0-0	0-0	3	1	4	5	4	0	3	0	0	11							
02	Elijah Harkless	1-7	0-1	1-4	1	4	5	0	3	1	0	0	0	16							
03	Terrrell Gomez	5-12	3-6	1-1	0	0	0	2	14	3	2	0	1	39							
10	Darius Brown II	4-10	0-1	1-2	1	1	2	1	9	2	0	0	0	35							
01	Rodney Henderson Jr.	2-8	2-8	0-2	1	3	4	4	6	0	3	0	0	25							
15	Ron Artest III	1-2	0-0	1-2	1	1	2	3	0	2	1	1	6								
25	Jared Pearre	2-2	0-0	2-2	0	3	3	4	6	1	1	1	19								
30	Michael Ou	0-0	0-0	0-0	1	0	1	5	0	0	0	0	7								
32	Brendan Harrick	3-4	0-0	0-0	1	0	1	1	6	1	1	0	0	11							
<b>Team</b>						2		5		7											
<b>Totals</b>		28-63		8-23		6-13		11		19		30		25		70		17 16 2 3		200	
FG % 1st Half: 12-33		36.4%		2nd half: 16-30		53.3%		Game: 28-63		44.4%										Deadball Rebounds 3	
3FG % 1st Half: 5-13		38.5%		2nd half: 3-10		30.0%		Game: 8-23		34.8%											
FT % 1st Half: 3-8		37.5%		2nd half: 3-5		60.0%		Game: 6-13		46.2%											

**New Mexico 97 • 2-0, 0-0 MW**

#	Player	Total			3-Ptr			Rebounds			PF	TP	A	TO	Blk	Stl	Min				
		FG-FGA	FG-FGA	FT-FTA	FG-FGA	FG-FGA	FT-FTA	Off	Def	Tot											
15	BRAGG, Carlton	6-9	0-0	5-7	1	3	4	1	17	1	0	1	0	23							
02	JACKSON, Vance	2-3	0-1	2-2	0	1	1	4	6	1	2	1	0	20							
05	LYLE, JaQuan	7-10	2-4	2-2	0	4	4	1	18	5	6	0	0	29							
10	MALUACH, Makuach	2-3	1-2	0-0	1	7	8	0	5	3	1	1	1	27							
11	CALDWELL, JJ	3-3	0-0	3-3	0	2	2	2	9	3	0	0	1	24							
00	MARTIN, Zane	4-11	2-4	3-3	1	2	3	2	13	5	1	0	0	21							
01	MANIGAULT, Corey	7-11	0-0	3-4	0	2	2	2	17	0	1	0	2	16							
03	MC GEE, Keith	4-7	1-4	1-1	1	3	4	2	10	3	1	0	0	20							
04	PERCY, Tavian	0-1	0-1	0-0	0	2	2	0	0	0	0	0	0	2							
20	PATTERSON, Clay	0-0	0-0	0-0	0	0	0	0	0	0	0	0	0	1							
23	KUAC, Emmanuel	0-1	0-0	0-2	3	0	3	0	0	0	1	0	0	2							
30	WEGSCHEIDER, Kurt	1-1	0-0	0-0	0	0	0	1	2	0	0	0	0	2							
33	ARROYO, Jordan	0-0	0-0	0-2	0	0	0	1	0	0	0	0	0	2							
<b>Team</b>						1		2		3											
<b>Totals</b>		36-60		6-16		19-26		8		28		36		16		97		22 12 3 6		200	
FG % 1st Half: 16-25		64.0%		2nd half: 20-35		57.1%		Game: 36-60		60.0%										Deadball Rebounds 4	
3FG % 1st Half: 3-8		37.5%		2nd half: 3-8		37.5%		Game: 6-16		37.5%											
FT % 1st Half: 8-9		88.9%		2nd half: 11-17		64.7%		Game: 19-26		73.1%											

Officials: Brad Gaston, Glen Mayberry, Shawn Leigh  
 Technical fouls: CSUN-None. New Mexico-None.  
 Attendance: 10335  
 2019-20 Men's Basketball. Round: 0. CSUN vs New Mexico. Played at Dreamstyle A  
**Score by periods**

	1st	2nd	Total
CSUN	32	38	70
New Mexico	43	54	97

In Points Off 2nd Fast  
 Paint T/O Chance Break Bench  
 CSUN 30 22 16 17 36  
 NM 52 24 0 31 42

Score tied - 1 time.  
 Lead changed - 4 times.

Last FG - CSUN 2nd-01:48, NM 2nd-00:43.  
 Largest lead - CSUN by 1 1st-14:11, NM by 29 2nd-01:56.  
 CSUN led for 00:57, NM led for 36:57. Game was tied for 02:06.

**GAME 3: NEW MEXICO 93, GREEN BAY 78**  
**WED., NOV. 13, 2019 | ALBUQUERQUE, N.M. | 10:13P**

**Green Bay 78 • 1-2, 0-0 Horizon**

#	Player	Total			3-Ptr			Rebounds			PF	TP	A	TO	Blk	Stl	Min				
		FG-FGA	FG-FGA	FT-FTA	FG-FGA	FG-FGA	FT-FTA	Off	Def	Tot											
12	Josh McNair	1-2	0-0	1-2	0	1	1	4	3	2	1	0	1	14							
15	Manny Patterson	0-1	0-0	0-0	1	2	3	2	0	1	0	1	7								
02	PJ Pipes	7-11	3-6	0-0	2	2	3	17	3	1	0	2	29								
11	JayQuan McCloud	6-19	3-13	2-2	0	2	2	0	17	7	0	0	0	34							
21	Kameron Hankerson	4-12	1-4	0-0	0	1	1	2	9	3	4	1	1	29							
01	Amari Davis	4-10	0-0	3-4	3	6	9	2	11	2	3	0	0	20							
13	Trevian Bell	6-14	1-4	0-1	2	3	5	1	13	3	3	0	0	28							
30	Hunter Crist	0-0	0-0	0-0	0	0	0	0	0	2	0	0	0	8							
33	Cody Schwartz	2-2	2-2	0-0	1	1	2	4	6	2	0	0	1	13							
34	Will Chevalier	0-4	0-4	0-0	0	7	7	2	0	0	1	1	0	18							
<b>Team</b>						4		6													
<b>Totals</b>		30-75		10-33		8-11		9		29		38		23		78		22 16 2 6		200	
FG % 1st Half: 16-40		40.0%		2nd half: 14-35		40.0%		Game: 30-75		40.0%										Deadball Rebounds 2	
3FG % 1st Half: 5-18		27.8%		2nd half: 5-15		33.3%		Game: 10-33		30.3%											
FT % 1st Half: 6-9		66.7%		2nd half: 2-2		100.0%		Game: 8-11		72.7%											

**New Mexico 93 • 3-0, 0-0 MW**

#	Player	Total			3-Ptr			Rebounds			PF	TP	A	TO	Blk	Stl	Min
		FG-FGA	FG-FGA	FT-FTA	FG-FGA	FG-FGA	FT-FTA	Off	Def	Tot							
15	BRAGG, Carlton	4-10	0-1	3-4	3	13	16	2	11	0	2	1	0	29			
02	JACKSON, Vance	1-8	0-4	2-3	1	4	5	2	4	2	3	0	2	21			

2020-21 LOBO BASKETBALL



**GM #5: NEW MEXICO 63, UTEP 66**  
TUES., NOV. 19, 2019 | EL PASO, TEXAS | 6,171



New Mexico 63 • 4-1

#	Player	Total			3-Ptr			Rebounds			PF	TP	A	TO	Blk	Stl	Min
		FG-FGA	FG-FGA	FT-FTA	Off	Def	Tot	Off	Def	Tot							
02	JACKSON, Vance	1-5	1-4	1-2	0	0	0	0	4	0	0	0	2	0	0	22	
10	MALUACH, Makuach	4-6	2-3	1-1	0	4	4	1	11	0	3	0	2	0	0	30	
05	BRAGG, Carlton	3-8	0-0	4-5	4	5	9	2	10	0	0	1	0	1	0	27	
05	LYLE, JaQuan	4-12	1-6	10-15	1	7	8	3	19	4	4	0	0	0	0	37	
31	CALDWELL, JJ	2-3	0-0	1-1	1	2	3	5	2	4	1	3	0	0	0	30	
00	MARTIN, Zane	4-8	1-4	0-0	0	2	2	9	0	2	0	0	1	2	0	22	
01	MANIGAULT, Corey	1-5	0-0	3-6	3	5	8	3	5	1	2	0	1	0	1	18	
03	MCCEE, Keith	0-2	0-2	0-1	0	2	2	0	0	1	0	0	0	0	0	14	
Team						0		0									
Totals		19-49		5-19		20-31		9		27		36		14		63	

FG % 1st Half: 8-22 36.4% 2nd half: 11-27 40.7% Game: 19-49 38.8% Deadball Rebounds 7  
 3FG % 1st Half: 3-9 33.3% 2nd half: 2-10 20.0% Game: 5-19 26.3%  
 FT % 1st Half: 11-16 68.8% 2nd half: 9-15 60.0% Game: 20-31 64.5%

UTEP 66 • 4-0

#	Player	Total			3-Ptr			Rebounds			PF	TP	A	TO	Blk	Stl	Min
		FG-FGA	FG-FGA	FT-FTA	Off	Def	Tot	Off	Def	Tot							
04	Eric Villa	2-8	1-5	0-0	0	4	4	4	5	3	3	0	0	0	0	34	
11	Bryson Williams	3-4	0-0	3-4	0	5	5	4	9	0	2	0	2	0	0	20	
00	Souley Boum	3-13	2-8	2-2	1	3	4	2	10	4	3	0	1	4	0	40	
02	Jordan Lathon	4-7	1-3	1-1	0	4	4	10	2	4	1	2	2	0	0	26	
24	Daryl Edwards	7-15	3-10	1-1	2	1	3	3	18	4	3	0	3	0	37		
01	Tyodus Verhoeven	0-0	0-0	0-0	0	0	0	0	0	0	0	0	0	0	0	5	
05	Deon Stroud	0-1	0-1	0-0	0	0	0	1	0	1	0	0	0	0	0	5	
23	Nigel Hawkins	0-2	0-1	2-2	1	0	1	2	0	1	0	1	0	1	0	12	
32	Efe Odigie	5-6	0-0	2-3	1	6	7	2	12	0	0	1	0	1	0	21	
Team						1		2									
Totals		24-56		7-28		11-13		6		25		31		21		66	

FG % 1st Half: 11-29 37.9% 2nd half: 13-27 48.1% Game: 24-56 42.9% Deadball Rebounds 1  
 3FG % 1st Half: 4-15 26.7% 2nd half: 3-13 23.1% Game: 7-28 25.0%  
 FT % 1st Half: 4-5 80.0% 2nd half: 7-9 87.5% Game: 11-13 84.6%

Officials: Kelly Self, Michael Greenstein, Ross Cullins Jr.  
 Technical fouls: New Mexico-None, UTEP-Jordan Lathon.  
 Attendance: 6171

Score by periods	1st	2nd	Total
New Mexico	30	33	63
UTEP	30	36	66

Last FG - NM 2nd-00:53, UTEP 2nd-00:27  
 Largest lead - NM by 2 1st-09:29, UTEP by 9 1st-14:58  
 NM led for 02:27, UTEP led for 30:33. Game was tied for 06:53.

Points	In	Off	2nd	Fast
NM	24	26	14	6
UTEP	24	21	11	6

Score tied - 8 times.  
 Lead changed - 11 times.



**GM #6: NEW MEXICO 78, NM STATE 77**  
THURS., NOV. 21, 2019 | LAS CRUCES, N.M. | 7,268



New Mexico 78 • 5-1, 0-0 MW

#	Player	Total			3-Ptr			Rebounds			PF	TP	A	TO	Blk	Stl	Min
		FG-FGA	FG-FGA	FT-FTA	Off	Def	Tot	Off	Def	Tot							
15	BRAGG, Carlton	5-6	0-0	4-4	3	3	6	4	14	1	3	1	4	0	0	30	
02	JACKSON, Vance	2-8	1-4	4-6	1	6	7	0	9	0	1	0	0	0	0	26	
05	LYLE, JaQuan	9-14	2-5	4-5	0	0	0	3	24	2	5	0	3	0	0	38	
10	MALUACH, Makuach	4-10	0-4	1-2	1	2	3	4	9	0	2	0	0	0	0	22	
11	CALDWELL, JJ	3-4	0-0	3-5	0	3	3	0	9	7	1	0	0	0	0	37	
00	MARTIN, Zane	1-2	0-0	2-2	0	0	0	0	4	0	1	0	0	0	0	10	
01	MANIGAULT, Corey	3-5	0-0	0-0	3	3	6	3	6	0	1	0	0	0	0	21	
03	MCCEE, Keith	1-3	1-2	0-0	0	0	0	2	3	0	2	0	0	0	0	16	
Team						0		4									
Totals		28-52		4-15		18-24		8		21		29		16		78	

FG % 1st Half: 11-24 45.8% 2nd half: 17-28 60.7% Game: 28-52 53.8% Deadball Rebounds 7  
 3FG % 1st Half: 3-10 30.0% 2nd half: 1-5 20.0% Game: 4-15 26.7%  
 FT % 1st Half: 12-15 80.0% 2nd half: 6-9 66.7% Game: 18-24 75.0%

New Mexico St. 77 • 2-3, 0-0 WAC

#	Player	Total			3-Ptr			Rebounds			PF	TP	A	TO	Blk	Stl	Min
		FG-FGA	FG-FGA	FT-FTA	Off	Def	Tot	Off	Def	Tot							
13	C.J. Bobbitt	3-7	1-4	1-2	3	3	6	4	8	0	3	0	1	2	1	21	
15	Ivan Aurrecochea	5-8	0-0	2-2	1	5	6	2	12	2	4	0	1	3	0	35	
01	Shunn Buchanan	1-4	0-2	0-1	1	1	2	4	2	3	1	0	1	0	0	18	
03	Terrell Brown	3-10	1-8	3-3	0	1	1	2	10	5	1	0	1	3	0	31	
21	Trevelin Queen	8-19	4-10	3-4	4	5	9	0	23	4	2	0	1	3	0	39	
10	Jabari Rice	4-7	0-3	5-6	1	2	3	2	13	1	1	0	1	2	0	21	
24	William McNair	0-0	0-0	0-0	0	0	0	0	0	0	0	0	0	0	0	1	
35	Johnny McCants	2-2	0-0	0-0	1	3	4	5	4	1	0	0	1	1	0	11	
55	Shawn Williams	2-7	1-6	0-0	0	2	2	2	5	1	1	0	0	0	0	23	
Team						4		0									
Totals		28-64		7-33		14-18		15		22		37		21		77	

FG % 1st Half: 14-32 43.8% 2nd half: 14-32 43.8% Game: 28-64 43.8% Deadball Rebounds 3  
 3FG % 1st Half: 3-17 17.6% 2nd half: 4-16 25.0% Game: 7-33 21.2%  
 FT % 1st Half: 8-10 80.0% 2nd half: 6-8 75.0% Game: 14-18 77.8%

Officials: Shawn Lehgh, David Hall, Verne Harris  
 Technical fouls: New Mexico-None, New Mexico St-None.  
 Attendance: 7268  
 2019-20 Men's Basketball, Round: 0, New Mexico vs New Mexico St., Played at Pa

Score by periods	1st	2nd	Total
New Mexico	37	41	78
New Mexico St.	39	38	77

Last FG - NM 2nd-01:33, NMSU 2nd-01:17  
 Largest lead - NM by 4 1st-19:23, NMSU by 9 1st-11:21  
 NM led for 06:39, NMSU led for 30:11. Game was tied for 03:10.

Score tied - 7 times.  
 Lead changed - 12 times.



**GM #7: NEW MEXICO 59, NO. 18/19 AUBURN 84**  
MON., NOV. 25, 2019 | BROOKLYN, N.Y.



Auburn 84 • 6-0, 0-0 SEC

#	Player	Total			3-Ptr			Rebounds			PF	TP	A	TO	Blk	Stl	Min
		FG-FGA	FG-FGA	FT-FTA	Off	Def	Tot	Off	Def	Tot							
03	Danjel Purifoy	3-11	1-9	1-2	1	4	5	2	8	3	0	1	2	3	0	31	
23	Isaac Okoro	5-8	1-2	1-4	3	1	4	1	12	1	1	1	3	2	0	28	
50	Austin Wiley	6-8	0-0	2-4	6	7	13	5	14	0	1	1	0	0	0	18	
05	J'Von McCormick	3-14	1-4	0-0	1	5	6	2	7	6	2	0	2	2	0	27	
10	Samir Doughty	6-12	5-9	2-5	1	1	2	2	19	2	3	0	3	3	0	31	
00	Tyrell Jones	0-0	0-0	0-0	0	0	0	0	0	0	0	0	0	0	0	3	
01	Jamal Johnson	2-8	2-6	0-0	2	2	4	0	6	2	0	0	2	1	0	12	
02	Jaylin Williams	1-3	0-1	0-0	1	0	1	0	2	0	0	0	0	0	0	3	
04	Javon Franklin	0-0	0-0	0-0	0	0	0	0	0	0	1	0	0	0	0	1	
13	Babatunde Akingbola	0-0	0-0	0-0	0	2	2	0	0	0	0	0	2	0	0	4	
22	Allen Flanigan	2-4	0-2	0-0	0	2	2	2	4	2	0	0	0	0	0	12	
24	Arnell Mclemore	3-4	2-3	2-5	2	1	3	1	10	2	1	1	2	1	0	18	
35	Devan Cambridge	1-4	0-2	0-0	1	1	2	1	2	0	1	0	0	0	0	12	
Team						1		0									
Totals		32-76		12-38		8-20		19		26		45		16		84	

FG % 1st Half: 13-42 31.0% 2nd half: 19-34 55.9% Game: 32-76 42.1% Deadball Rebounds 7  
 3FG % 1st Half: 6-23 26.1% 2nd half: 6-15 40.0% Game: 12-38 31.6%  
 FT % 1st Half: 3-7 42.9% 2nd half: 5-13 38.5% Game: 8-20 40.0%

New Mexico 59 • 5-2, 0-0 MW

#	Player	Total			3-Ptr			Rebounds			PF	TP	A	TO	Blk	Stl	Min
		FG-FGA	FG-FGA	FT-FTA	Off	Def	Tot	Off	Def	Tot							
15	BRAGG, Carlton	2-8	0-0	0-0	4	3	7	5	4	2	2	1	1	0	0	20	
02	JACKSON, Vance	4-10	2-6	0-0	1	7	8	4	10	0	3	0	0	0	0	26	
05	LYLE, JaQuan	5-10	0-3	0-0	1	5	6	2	2	2	3	0	0	0	0	25	
10	MALUACH, Makuach	1-7	0-1	4-4													

**GM #9: NEW MEXICO 72, MONTANA 63**  
**SUN., DEC. 1, 2019 | ALBUQUERQUE, N.M. | 10,503**

#	Player	Total			3-Ptr			Rebounds			PF	TP	A	TO	Blk	Stl	Min
		FG-FGA	FG-FGA	FT-FTA	Off	Def	Tot	Off	Def	Tot							
00	Kyle Owens	2-3	1-2	0-0	0	1	1	4	5	0	0	1	1	1	12		
35	Derrick Carter-Holli	3-4	0-1	1-2	1	4	5	5	7	0	2	1	0	31			
01	Timmy Falls	1-3	0-0	0-0	0	1	1	5	2	1	0	0	0	19			
02	Kendal Manuel	3-11	1-7	1-1	0	2	2	1	8	4	1	0	0	34			
04	Sayed Priddett	11-21	1-2	2-3	0	10	10	3	25	5	1	1	3	38			
03	Josh Vazquez	6-13	4-9	0-0	0	1	1	3	16	2	1	0	1	35			
10	Eddy Egun	0-2	0-1	0-1	0	4	4	4	0	0	1	1	0	14			
23	Mack Anderson	0-1	0-0	0-0	0	1	1	3	0	0	0	1	0	7			
33	Jared Samuelson	0-2	0-0	0-0	0	1	1	1	0	0	0	0	0	10			
Team		26-60		7-22	4-7	4	27	31	29	63	12	6	5	5	200		
Totals		26-60		7-22	4-7	4	27	31	29	63	12	6	5	5	200		

FG % 1st Half: 11-30 36.7% 2nd half: 15-30 50.0% Game: 26-60 43.3% Deadball Rebounds 1  
 3FG % 1st Half: 4-12 33.3% 2nd half: 3-10 30.0% Game: 7-22 31.8%  
 FT % 1st Half: 0-1 0.0% 2nd half: 4-6 66.7% Game: 4-7 57.1%

**New Mexico 72 • 7-2, 0-0 MW**

#	Player	Total			3-Ptr			Rebounds			PF	TP	A	TO	Blk	Stl	Min
		FG-FGA	FG-FGA	FT-FTA	Off	Def	Tot	Off	Def	Tot							
15	BRAGG, Carlton	5-8	1-1	9-11	5	9	14	2	20	1	0	2	0	30			
02	JACKSON, Vance	2-6	0-4	1-1	1	4	5	2	5	1	1	0	0	28			
05	LYLE, JaQuan	4-11	2-3	6-12	0	5	5	4	16	3	2	0	0	36			
10	MALUACH, Makuach	4-6	1-1	0-0	0	2	2	2	9	2	3	0	0	25			
11	CALDWELL, JJ	1-3	1-1	0-1	0	6	6	1	3	5	1	1	3	33			
00	MARTIN, Zane	3-8	0-0	5-7	1	0	1	2	11	1	0	1	0	22			
01	MANIGAULT, Corey	2-5	0-0	1-3	1	2	3	2	5	0	2	1	0	13			
03	MC GEE, Keith	0-3	0-2	0-0	0	0	0	0	0	0	0	0	0	7			
04	PERCY, Tavian	1-1	1-1	0-0	0	2	2	0	3	1	0	0	0	6			
Team		22-51		6-13	22-35	11	32	43	15	72	15	9	5	3	200		
Totals		22-51		6-13	22-35	11	32	43	15	72	15	9	5	3	200		

FG % 1st Half: 11-27 40.7% 2nd half: 11-24 45.8% Game: 22-51 43.1% Deadball Rebounds 4  
 3FG % 1st Half: 4-8 50.0% 2nd half: 2-5 40.0% Game: 6-13 46.2%  
 FT % 1st Half: 6-14 42.9% 2nd half: 16-21 76.2% Game: 22-35 62.9%

Officials: Nate Harris, Larry Spaulding, Tommy Nunez  
 Technical fouls: Montana-Timmy Falls. New Mexico-None.  
 Attendance: 10503  
 2019-20 Men's Basketball. Round: 0. Montana vs New Mexico. Played at DreamStad

Score by periods	1st	2nd	Total
Montana	26	37	63
New Mexico	32	40	72

Last FG - MONT 2nd-00:37. NM 2nd-02:42.  
 Largest lead - MONT by 4 1st-12:25. NM by 10 2nd-01:09.  
 MONT led for 08:10. NM led for 29:55. Game was tied for 01:55.

Points	In	Off	2nd	Fast	Bench
	Paint	T/O	Chance	Break	
MONT	26	15	3	7	16
NM	30	3	15	10	19

Score tied - 5 times.  
 Lead changed - 5 times.

**GM #10: NEW MEXICO 80, BOISE STATE 78**  
**WED., DEC. 4, 2019 | ALBUQUERQUE, N.M. | 10,301**

**Boise St. 78 • 4-3, 0-1 MW**

#	Player	Total			3-Ptr			Rebounds			PF	TP	A	TO	Blk	Stl	Min
		FG-FGA	FG-FGA	FT-FTA	Off	Def	Tot	Off	Def	Tot							
23	RJ Williams	1-1	0-0	0-0	1	2	3	6	2	0	1	0	1	0	18		
00	Marcus Dickinson	6-9	4-6	0-1	0	1	1	1	16	3	1	0	0	32			
03	Dustinian Jessup	8-17	6-10	2-2	0	3	3	4	24	2	2	1	1	37			
21	Jerrick Alston	7-13	2-6	4-6	0	5	5	2	20	6	5	0	0	34			
34	Alex Hobbs	5-10	2-5	2-3	1	3	4	0	14	4	2	0	0	35			
10	RayJ Dennis	0-1	0-1	0-0	1	1	2	1	0	2	1	0	0	9			
11	Riley Abercrombie	0-0	0-0	0-0	0	1	1	0	0	1	0	0	0	4			
12	Max Rice	0-1	0-0	0-0	0	0	0	0	2	0	0	0	0	9			
25	Robin Jorch	0-1	0-0	2-2	2	3	5	4	2	1	0	1	0	22			
Team		27-53		14-28	10-14	7	21	28	20	78	19	12	2	1	200		
Totals		27-53		14-28	10-14	7	21	28	20	78	19	12	2	1	200		

FG % 1st Half: 15-28 53.6% 2nd half: 12-25 48.0% Game: 27-53 50.9% Deadball Rebounds 1  
 3FG % 1st Half: 7-14 50.0% 2nd half: 7-14 50.0% Game: 14-28 50.0%  
 FT % 1st Half: 2-3 66.7% 2nd half: 8-11 72.7% Game: 10-14 71.4%

**New Mexico 80 • 8-2, 1-0 MW**

#	Player	Total			3-Ptr			Rebounds			PF	TP	A	TO	Blk	Stl	Min
		FG-FGA	FG-FGA	FT-FTA	Off	Def	Tot	Off	Def	Tot							
15	BRAGG, Carlton	6-11	0-0	5-7	4	5	9	4	17	0	1	2	0	27			
02	JACKSON, Vance	2-5	0-2	2-2	1	3	4	2	6	1	0	0	1	24			
05	LYLE, JaQuan	10-17	3-7	8-10	0	4	4	2	31	6	1	1	2	39			
10	MALUACH, Makuach	3-3	0-0	0-0	0	0	0	1	6	2	0	1	2	27			
11	CALDWELL, JJ	4-10	0-3	0-0	2	1	3	1	8	7	1	0	1	35			
00	MARTIN, Zane	1-6	0-2	2-4	1	2	3	4	2	1	0	1	21				
01	MANIGAULT, Corey	3-5	0-0	2-2	1	2	3	1	8	0	1	0	0	19			
03	MC GEE, Keith	0-0	0-0	0-0	0	0	0	0	0	0	1	1	0	3			
04	PERCY, Tavian	0-0	0-0	0-0	0	0	0	0	0	1	0	0	0	5			
Team		29-57		3-14	19-25	10	22	32	14	80	19	6	5	7	200		
Totals		29-57		3-14	19-25	10	22	32	14	80	19	6	5	7	200		

FG % 1st Half: 16-29 55.2% 2nd half: 13-28 46.4% Game: 29-57 50.9% Deadball Rebounds 3  
 3FG % 1st Half: 3-9 33.3% 2nd half: 0-5 0.0% Game: 3-14 21.4%  
 FT % 1st Half: 4-7 57.1% 2nd half: 15-18 83.3% Game: 19-25 76.0%

Officials: Doran Gotschall, Michael Greenstein, Tony Padilla  
 Technical fouls: Boise St.-RJ Williams 2. New Mexico-BRAGG, Carlton.  
 Attendance: 10301  
 2019-20 Men's Basketball. Round: 0. Boise St. vs New Mexico. Played at DreamStad

Score by periods	1st	2nd	Total
Boise St.	39	39	78
New Mexico	39	41	80

Last FG - BOISE 2nd-03:11. NM 2nd-00:34.  
 Largest lead - BOISE by 8 1st-18:12. NM by 5 2nd-10:16.  
 BOISE led for 24:39. NM led for 10:16. Game was tied for 05:05.

Points	In	Off	2nd	Fast	Bench
	Paint	T/O	Chance	Break	
BOISE	20	5	5	5	2
NM	48	16	6	20	12

Score tied - 10 times.  
 Lead changed - 17 times.

**GM #11: NEW MEXICO 79, WYOMING 65**  
**SAT., DEC. 7, 2019 | LARAMIE, WYO. | 3,659**

**New Mexico 79 • 9-2, 2-0 MW**

#	Player	Total			3-Ptr			Rebounds			PF	TP	A	TO	Blk	Stl	Min
		FG-FGA	FG-FGA	FT-FTA	Off	Def	Tot	Off	Def	Tot							
15	BRAGG, Carlton	6-9	0-0	3-4	4	11	15	3	15	1	4	3	1	26			
02	JACKSON, Vance	2-7	1-4	0-0	1	3	4	3	5	0	1	1	1	16			
05	LYLE, JaQuan	3-12	2-5	5-5	0	3	3	1	13	3	6	0	2	36			
10	MALUACH, Makuach	5-10	0-3	2-3	0	3	3	1	12	0	1	0	0	31			
11	CALDWELL, JJ	3-5	0-0	2-2	3	7	10	0	8	9	2	0	3	35			
00	MARTIN, Zane	1-4	1-2	0-0	0	1	1	4	3	1	3	0	1	10			
01	MANIGAULT, Corey	7-9	0-0	4-6	2	5	7	2	18	0	2	0	1	26			
03	MC GEE, Keith	0-1	0-1	0-0	1	0	1	0	0	0	0	0	0	5			
04	PERCY, Tavian	2-3	1-2	0-0	0	0	0	1	5	1	0	0	1	15			
Team		29-60		5-17	16-20	12	35	47	15	79	15	19	4	10	200		
Totals		29-60		5-17	16-20	12	35	47	15	79	15	19	4	10	200		

FG % 1st Half: 11-30 36.7% 2nd half: 18-30 60.0% Game: 29-60 48.3% Deadball Rebounds 2  
 3FG % 1st Half: 2-10 20.0% 2nd half: 3-7 42.9% Game: 5-17 29.4%  
 FT % 1st Half: 8-10 80.0% 2nd half: 8-10 80.0% Game: 16-20 80.0%

**Wyoming 65 • 3-7, 0-2 MW**

#	Player	Total			3-Ptr			Rebounds			PF	TP	A	TO	Blk	Stl	Min
		FG-FGA	FG-FGA	FT-FTA	Off	Def	Tot	Off	Def	Tot							
10	THOMPSON, Hunter	4-10	2-6	2-2	2	3	5	4	12	1	1	0	0	36			
11	TAYLOR, TJ	1-6	0-2	0-0	1	0	1	2	2	0	3	0	1	26			
00	HENDRICKS, Jake	0-1	0-1	0-0	0	1	1	0	0	0	0	0	2	3			
02	BANKS, AJ	6-8	3-4	0-0	0	2	2	2	15	3	1	0	2	30			
24	MALDONADO, Hunter	10-18	4-5	3-5	1	5	6	3	27	2	2	0	1	39			
03	MARBLE, Kwane	0-0	0-0	0-0	0	1	1	1	0	0	2	0	0	3			
12	MILTON, Greg	1-7	0-3	0-0	2	1	3	0	2	2	0	0	0	18			
13	PORTER, Brandon	1-6	1-2	0-1	0	0	0	1	3	1	1	0	1	8			
14	MUELLER, Austin	0-0	0-0	0-0	0	1	1	1	0	0	1	0	0	7			
22	FOSTER, Kenny	1-8	0-5	2-4	0	6	6	3	4	3	1	0	2	30			
Team		24-64		10-28	7-12	8	21	29	17	65	12	13	0	9	200		
Totals		24-64		10-28	7-12	8											

2020-21 LOBO BASKETBALL

**GM #13: NEW MEXICO 91, GRAND CANYON 71**  
**TUES., DEC. 17, 2019 | ALBUQUERQUE, N.M. | 10,925**

Grand Canyon 71 • 4-9, 0-0 WAC

#	Player	Total			3-Ptr			Rebounds			PF	TP	A	TO	Blk	Stl	Min
		FG-FGA	FG-FGA	FT-FTA	FG-FGA	FG-FGA	FT-FTA	Off	Def	Tot							
25	Alessandro Lever	c	9-10	0-1	0-0	4	7	11	3	18	2	1	0	1	38		
01	Isiah Brown	g	2-6	0-2	0-0	2	1	3	2	4	3	2	0	1	24		
03	MIKEY DIXON	g	3-14	0-2	4-6	0	1	1	3	10	0	1	0	1	37		
10	Jovan Blacksher Jr.	g	5-10	0-1	2-3	2	1	3	2	12	8	5	1	3	37		
23	Carlos Johnson	g	8-14	2-4	5-6	0	2	2	3	23	1	1	0	0	37		
05	Louis Bangai	g	0-0	0-0	0-0	0	0	0	0	0	0	0	0	0	1		
13	Lorenzo Jenkins	g	1-3	0-0	0-0	1	0	1	2	2	0	0	0	1	17		
15	Raef Gerdes	g	0-0	0-0	0-0	0	0	0	0	0	0	0	0	0	1		
24	Bryce Okpoh	g	1-2	0-0	0-0	0	0	0	2	0	0	0	1	7			
31	Ethan Spry	g	0-1	0-1	0-0	0	0	0	0	0	0	0	0	1			
	Team					1	2	3		2							
Totals			29-60	2-11	11-15	10	14	24	15	71	14	12	1	8	200		

FG % 1st Half: 14-30 46.7% 2nd half: 15-30 50.0% Game: 29-60 48.3%  
 3FG % 1st Half: 1-8 12.5% 2nd half: 1-3 33.3% Game: 2-11 18.2%  
 FT % 1st Half: 2-3 66.7% 2nd half: 9-12 75.0% Game: 11-15 73.3%

New Mexico 91 • 11-2, 2-0 MW

#	Player	Total			3-Ptr			Rebounds			PF	TP	A	TO	Blk	Stl	Min
		FG-FGA	FG-FGA	FT-FTA	FG-FGA	FG-FGA	FT-FTA	Off	Def	Tot							
11	BRAGG, Carlton	f	7-10	2-2	4-4	5	9	14	3	20	1	3	0	0	34		
02	JACKSON, Vance	g	5-8	2-5	0-0	1	0	1	12	1	1	1	0	26			
06	LYLE, JaQuan	g	6-9	4-5	5-5	0	3	3	2	21	6	5	0	2	34		
10	MALUACH, Makuach	g	2-6	1-3	0-1	2	2	4	0	5	1	2	0	0	17		
11	CALDWELL, JJ	g	1-3	0-1	2-2	1	0	1	1	4	9	0	0	2	31		
00	MARTIN, Zane	g	4-7	1-3	2-2	0	3	3	2	11	3	3	0	0	19		
01	MANIGAULT, Corey	g	0-2	0-0	2-2	1	0	1	0	2	0	1	0	0	8		
03	MCGEE, Keith	g	1-2	0-1	0-0	0	2	2	3	2	0	1	0	0	8		
14	HENDRIX, Vante	g	4-8	4-6	0-0	0	3	3	12	1	0	0	1	18			
20	PATTERSON, Clay	g	0-0	0-0	0-0	0	0	0	0	0	0	0	0	1			
23	KUAC, Emmanuel	g	0-0	0-0	0-0	0	0	0	0	0	0	0	0	1			
30	WEGSCHEIDER, Kurt	g	0-0	0-0	0-0	0	1	1	0	0	1	0	0	2			
33	ARROYO, Jordan	g	1-1	0-0	0-0	0	0	0	1	2	0	0	0	1			
	Team					1	2	3		2							
Totals			31-56	14-26	15-16	11	25	36	16	91	23	16	1	5	200		

FG % 1st Half: 12-23 52.2% 2nd half: 19-33 57.6% Game: 31-56 55.4%  
 3FG % 1st Half: 4-9 44.4% 2nd half: 10-17 58.8% Game: 14-26 53.8%  
 FT % 1st Half: 9-9 100.0% 2nd half: 6-7 85.7% Game: 15-16 93.8%

Officials: Deldre Carr, Kevin Bill, John Higgins  
 Technical fouls: Grand Canyon-Alessandro Lever, New Mexico-None.  
 Attendance: 10925  
 2019-20 Men's Basketball. Round: 0. Grand Canyon vs New Mexico. Played at Drea

Score by periods	1st	2nd	Total	In	Off	2nd	Fast	Bench
Grand Canyon	31	40	71	42	11	10	12	4
New Mexico	37	54	91	32	20	14	16	29

Points GCU: 42, NM: 32  
 In Paint: 42, 32  
 Off T/O: 11, 20  
 2nd Chance: 10, 12  
 Fast Break: 10, 16  
 Bench: 4, 29  
 Score tied - 3 times.  
 Lead changed - 2 times.

Score by periods  
 Grand Canyon 31 40 71  
 New Mexico 37 54 91

Points GCU: 42, NM: 32  
 In Paint: 42, 32  
 Off T/O: 11, 20  
 2nd Chance: 10, 12  
 Fast Break: 10, 16  
 Bench: 4, 29  
 Score tied - 3 times.  
 Lead changed - 2 times.

Score by periods  
 Grand Canyon 31 40 71  
 New Mexico 37 54 91

Points GCU: 42, NM: 32  
 In Paint: 42, 32  
 Off T/O: 11, 20  
 2nd Chance: 10, 12  
 Fast Break: 10, 16  
 Bench: 4, 29  
 Score tied - 3 times.  
 Lead changed - 2 times.

**GM #14: NEW MEXICO 107, HOUSTON BAPTIST 88**  
**SUN., DEC. 22, 2019 | ALBUQUERQUE, N.M. | 10,423**

Houston Baptist 88 • 0-10, 0-1 SLC

#	Player	Total			3-Ptr			Rebounds			PF	TP	A	TO	Blk	Stl	Min
		FG-FGA	FG-FGA	FT-FTA	FG-FGA	FG-FGA	FT-FTA	Off	Def	Tot							
13	Philip McKenzie	f	5-8	0-0	0-0	5	3	8	2	10	0	1	0	0	25		
50	Ryan Gomes	c	3-4	0-0	0-0	1	0	1	3	6	0	2	0	0	24		
00	Ian DuBoise	g	7-15	0-4	2-4	0	7	7	4	16	7	5	0	3	28		
10	Ty Dalton	g	3-5	0-0	0-0	0	3	3	4	6	5	0	0	0	23		
22	Jalon Gates	g	8-20	7-18	7-8	0	1	1	2	30	1	2	0	2	32		
02	Qon Murphy	g	0-1	0-0	0-0	0	0	0	0	0	0	1	0	0	7		
03	Jackson Stent	g	3-3	1-1	1-2	1	1	2	0	8	0	1	0	0	17		
04	Myles Pierre	g	3-4	1-1	0-1	0	0	0	3	7	1	1	0	1	19		
21	Noah Thomasson	g	1-3	0-0	0-0	0	0	0	2	2	1	0	0	1	9		
32	Benjamin Uloko	g	1-3	0-0	1-2	1	2	3	3	3	1	1	1	0	16		
	Team					1	2	3	6								
Totals			34-66	9-24	11-17	11	20	31	23	88	18	14	1	7	200		

FG % 1st Half: 19-30 63.3% 2nd half: 15-36 41.7% Game: 34-66 51.5%  
 3FG % 1st Half: 8-14 57.1% 2nd half: 1-10 10.0% Game: 9-24 37.5%  
 FT % 1st Half: 2-4 50.0% 2nd half: 9-13 69.2% Game: 11-17 64.7%

New Mexico 107 • 12-2, 2-0 MW

#	Player	Total			3-Ptr			Rebounds			PF	TP	A	TO	Blk	Stl	Min
		FG-FGA	FG-FGA	FT-FTA	FG-FGA	FG-FGA	FT-FTA	Off	Def	Tot							
01	MANIGAULT, Corey	f	9-10	1-1	2-4	0	4	4	3	21	0	1	0	2	32		
00	MARTIN, Zane	g	7-9	0-2	5-5	0	4	4	1	19	6	1	0	1	27		
02	JACKSON, Vance	g	5-9	0-2	4-8	4	1	5	4	14	0	1	0	3	30		
05	LYLE, JaQuan	g	7-14	2-8	3-3	0	2	2	1	19	6	4	0	1	36		
10	MALUACH, Makuach	g	7-7	3-3	2-5	1	5	6	1	19	1	1	2	3	31		
03	MCGEE, Keith	g	1-3	0-0	1-2	1	2	3	1	3	1	1	0	1	11		
04	PERCY, Tavian	g	2-3	0-1	0-1	0	2	2	1	4	3	1	0	0	15		
14	HENDRIX, Vante	g	3-8	0-2	0-0	3	2	5	2	6	0	0	0	0	11		
20	PATTERSON, Clay	g	0-0	0-0	2-2	0	1	1	0	2	0	0	0	0	2		
23	KUAC, Emmanuel	g	0-0	0-0	0-0	0	0	0	0	0	0	0	0	0	2		
30	WEGSCHEIDER, Kurt	g	0-0	0-0	0-0	0	0	0	0	0	0	0	0	0	1		
33	ARROYO, Jordan	g	0-1	0-0	0-0	0	0	0	0	0	0	0	1	0	2		
	Team					1	2	3		2							
Totals			41-64	6-19	19-30	10	25	35	14	107	17	10	4	10	200		

FG % 1st Half: 19-34 55.9% 2nd half: 22-30 73.3% Game: 41-64 64.1%  
 3FG % 1st Half: 4-13 30.8% 2nd half: 2-6 33.3% Game: 6-19 31.6%  
 FT % 1st Half: 4-7 57.1% 2nd half: 15-23 65.2% Game: 19-30 63.3%

Officials: Doran Gotschall, Olanis Poole, David Hall  
 Technical fouls: Houston Baptist-Myles Pierre, New Mexico-HENDRIX, Vante.  
 Attendance: 10423  
 2019-20 Men's Basketball. Round: 0. Houston Baptist vs New Mexico. Played at D

Score by periods	1st	2nd	Total	In	Off	2nd	Fast	Bench
Houston Baptist	48	40	88	48	13	14	21	20
New Mexico	46	61	107	68	27	11	18	15

Points HBU: 48, NM: 68  
 In Paint: 48, 68  
 Off T/O: 13, 27  
 2nd Chance: 14, 11  
 Fast Break: 21, 18  
 Bench: 20, 15  
 Score tied - 7 times.  
 Lead changed - 8 times.

Score by periods  
 Houston Baptist 48 40 88  
 New Mexico 46 61 107

Points HBU: 48, NM: 68  
 In Paint: 48, 68  
 Off T/O: 13, 27  
 2nd Chance: 14, 11  
 Fast Break: 21, 18  
 Bench: 20, 15  
 Score tied - 7 times.  
 Lead changed - 8 times.

Score by periods  
 Houston Baptist 48 40 88  
 New Mexico 46 61 107

Points HBU: 48, NM: 68  
 In Paint: 48, 68  
 Off T/O: 13, 27  
 2nd Chance: 14, 11  
 Fast Break: 21, 18  
 Bench: 20, 15  
 Score tied - 7 times.  
 Lead changed - 8 times.

**GM #15: NEW MEXICO 74, UC DAVIS 69**  
**SUN., DEC. 29, 2019 | ALBUQUERQUE, N.M. | 10,693**

UC Davis 69 • 5-10, 0-0 BigWest

#	Player	Total			3-Ptr			Rebounds			PF	TP	A	TO	Blk	Stl	Min
		FG-FGA	FG-FGA	FT-FTA	FG-FGA	FG-FGA	FT-FTA	Off	Def	Tot							
13	Matt Neufeld	c	5-6	0-0	0-0	3	4	7	5	10	0	0	0	0	13		
01	Damion Squire	g	3-7	3-5	3-6	1	6	7	5	12	5	5	0	0	28		
05	Ezra Manjon	g	2-7	0-2	0-2	0	2	2	0	4	2	3	1	1	28		
22	Joe Mooney	g	4-12	3-7	2-2	1	0	1	4	13	2	5	0	4	24		
00	Elijah Pepper	g	2-5	1-1	0-0	3	2	5	4	5	6	4	0	1	29		
02	Stefan Gonzalez	g	4-10	4-10	2-2	0	4	4	3	14	1	0	0	0	27		
10	Kennedy Koehler	g	2-3	0-1	2-3	3	0	3	3	6	0	1	0	1	27		
11	Caleb Fuller	g	2-8	0-0	1-2	1	1	2	1	5	1	0	0	2	19		
24	Ade Adebayo	g	0-0	0-0	0-0	0	0	0	1	0	0	2	0	0	5		
	Team					2											



**GM #17: NEW MEXICO 78, FRESNO STATE 64**  
**WED., JAN. 7, 2020 | ALBUQUERQUE, N.M. | 10,010**

**Fresno St. 64 • 5-11, 1-4 MW**

#	Player	Total			3-Ptr			Rebounds			PF	TP	A	TO	Blk	Stl	Min
		FG-FGA	FG-FGA	FT-FTA	FG-FGA	FG-FGA	FT-FTA	Off	Def	Tot							
10	Orlando Robinson	f	6-13	0-1	4-7	6	6	12	2	16	1	1	1	0	0	36	
00	New Williams	g	4-6	2-3	0-0	0	0	0	0	3	10	1	0	0	0	16	
03	Jarred Hyder	g	6-13	2-6	0-0	1	2	3	2	14	4	3	0	1	1	31	
13	Aguir Agau	g	1-2	0-1	0-0	0	3	3	1	2	0	0	0	1	1	20	
25	Anthony Holland	g	2-5	2-5	1-2	1	8	9	2	7	1	1	0	0	35		
05	Jordan Campbell	g	2-14	0-4	4-6	1	1	2	3	8	1	4	0	1	29		
12	Mustafa Lawrence	g	0-1	0-1	0-0	1	0	1	1	0	1	0	1	0	9		
21	Assane Diouf	g	0-0	0-0	0-1	0	2	2	2	0	0	1	0	0	7		
23	Nate Grimes	g	3-10	0-0	1-3	5	4	9	2	7	2	0	0	1	17		
	Team					2	1	3									
	Totals		24-64	6-21	10-19	17	27	44	18	64	11	11	2	4	200		

FG % 1st Half: 14-36 38.9% 2nd half: 10-28 35.7% Game: 24-64 37.5%  
 3FG % 1st Half: 4-10 40.0% 2nd half: 2-11 18.2% Game: 6-21 28.6%  
 FT % 1st Half: 5-9 55.6% 2nd half: 5-10 50.0% Game: 10-19 52.6%

**New Mexico 78 • 14-3, 3-1 MW**

#	Player	Total			3-Ptr			Rebounds			PF	TP	A	TO	Blk	Stl	Min
		FG-FGA	FG-FGA	FT-FTA	FG-FGA	FG-FGA	FT-FTA	Off	Def	Tot							
01	MANIGAULT, Corey	f	3-5	0-0	4-6	1	1	2	4	10	0	0	1	1	26		
00	MARTIN, Zane	g	3-12	0-2	0-2	1	3	4	2	6	2	0	0	0	32		
02	JACKSON, Vance	g	9-12	6-7	5-7	1	12	13	1	29	2	1	0	0	32		
05	LYLE, JaQuan	g	4-8	0-3	6-6	0	2	2	2	14	10	5	1	3	39		
10	MALUACH, Makuach	g	5-10	3-6	0-0	3	0	3	2	13	1	0	0	1	32		
14	HENDRIX, Vante	g	2-4	0-2	0-0	1	1	2	4	0	0	0	0	1	15		
15	BRAGG, Carlton	g	1-7	0-2	0-0	1	6	7	3	2	0	0	2	0	22		
20	PATTERSON, Clay	g	0-0	0-0	0-0	0	0	0	0	0	0	0	0	0	1		
23	KUAC, Emmanuel	g	0-0	0-0	0-0	0	0	0	0	0	0	0	0	0	1		
30	WEGSCHEIDER, Kurt	g	0-0	0-0	0-0	0	0	0	0	0	0	0	0	0	1		
33	ARROYO, Jordan	g	0-0	0-0	0-0	0	0	0	0	0	0	0	0	0	1		
	Team					0	2	2									
	Totals		27-58	9-22	15-21	7	27	34	16	78	19	9	4	5	200		

FG % 1st Half: 13-30 43.3% 2nd half: 14-28 50.0% Game: 27-58 46.6%  
 3FG % 1st Half: 6-14 42.9% 2nd half: 3-8 37.5% Game: 9-22 40.9%  
 FT % 1st Half: 9-13 69.2% 2nd half: 6-8 75.0% Game: 15-21 71.4%

Officials: Gregory Nixon, Keith Kimble, David Hall  
 Technical fouls: Fresno St.-None, New Mexico-None.  
 Attendance: 10010  
 2019-20 Men's Basketball. Round: 0. Fresno St. vs New Mexico. Played at Dreams

Score by periods	1st	2nd	Total
Fresno St.	37	27	64
New Mexico	41	37	78

	Points	In Paint	Off T/O	2nd Chance	Fast Break	Bench
FS	32	17	10	11	15	15
NM	30	16	4	20	6	6

Score tied - 5 times.  
 Lead changed - 6 times.

**GM #18: NEW MEXICO 84, AIR FORCE 78**  
**SAT., JAN. 11, 2020 | ALBUQUERQUE, N.M. | 11,014**

**Air Force 78 • 8-9, 2-3 MW**

#	Player	Total			3-Ptr			Rebounds			PF	TP	A	TO	Blk	Stl	Min
		FG-FGA	FG-FGA	FT-FTA	FG-FGA	FG-FGA	FT-FTA	Off	Def	Tot							
12	Lavelle Scottie	f	10-22	0-2	6-7	4	5	9	2	26	1	2	0	2	0	33	
34	Ryan Swan	c	3-8	1-4	3-4	4	3	7	2	10	2	0	0	2	3	34	
00	Caleb Morris	g	5-13	1-4	1-1	0	4	4	3	12	5	3	0	3	33		
03	Sid Tomes	g	2-8	1-5	0-0	0	0	0	5	5	0	2	0	1	17		
10	AJ Walker	g	4-8	3-5	0-0	0	1	1	3	11	3	1	0	1	29		
05	Chris Joyce	g	3-8	0-0	0-0	1	3	4	6	2	4	0	0	0	20		
13	LeSean Brown	g	0-0	0-0	0-0	0	0	0	0	0	0	0	0	0	11		
15	Abe Kinrade	g	0-0	0-0	0-0	0	0	0	0	0	0	0	0	0	3		
24	Mason Taylor	g	1-2	1-2	0-0	0	0	0	1	3	0	1	0	0	4		
44	Keaton Van Soelen	g	2-2	1-1	0-2	1	2	3	2	5	0	0	0	0	16		
	Team					3	2	5									
	Totals		30-71	8-28	10-14	13	20	33	22	78	17	15	0	9	200		

FG % 1st Half: 13-32 40.6% 2nd half: 17-39 43.6% Game: 30-71 42.3%  
 3FG % 1st Half: 5-16 31.3% 2nd half: 3-12 25.0% Game: 8-28 28.6%  
 FT % 1st Half: 3-4 75.0% 2nd half: 7-10 70.0% Game: 10-14 71.4%

**New Mexico 84 • 15-3, 4-1 MW**

#	Player	Total			3-Ptr			Rebounds			PF	TP	A	TO	Blk	Stl	Min
		FG-FGA	FG-FGA	FT-FTA	FG-FGA	FG-FGA	FT-FTA	Off	Def	Tot							
01	MANIGAULT, Corey	f	5-6	1-1	5-6	0	6	3	16	2	6	3	2	3	29		
00	MARTIN, Zane	g	7-12	0-3	4-6	0	2	2	0	18	5	2	3	2	32		
02	JACKSON, Vance	g	2-8	1-4	0-0	0	2	2	1	5	0	3	0	1	25		
05	LYLE, JaQuan	g	7-11	2-5	4-8	0	2	5	20	4	5	1	1	28			
10	MALUACH, Makuach	g	1-3	0-0	2-2	2	6	8	3	4	3	0	0	0	33		
14	PERCY, Tavian	g	0-1	0-1	0-0	0	0	0	0	0	0	0	0	0	2		
04	HENDRIX, Vante	g	3-4	2-3	2-2	0	4	4	1	10	0	1	0	0	26		
15	BRAGG, Carlton	g	5-7	0-0	1-1	1	6	7	3	11	0	3	3	2	25		
	Team					2	2	4									
	Totals		30-52	6-17	18-25	5	30	35	16	84	14	20	10	9	200		

FG % 1st Half: 12-25 48.0% 2nd half: 18-27 66.7% Game: 30-52 57.7%  
 3FG % 1st Half: 5-11 45.5% 2nd half: 1-6 16.7% Game: 6-17 35.3%  
 FT % 1st Half: 8-11 72.7% 2nd half: 10-14 71.4% Game: 18-25 72.0%

Officials: Casey McClellan, Michael Irving, Kevin Brill  
 Technical fouls: Air Force-None, New Mexico-None.  
 Attendance: 11014  
 2019-20 Men's Basketball. Round: 0. Air Force vs New Mexico. Played at Dreamst

Score by periods	1st	2nd	Total
Air Force	34	44	78
New Mexico	37	47	84

Last FG - AF 2nd-00:12, NM 2nd-00:05.  
 Largest lead - AF by 3 1st-11:31, NM by 12 2nd-09:49.  
 AF led for 05:17, NM led for 30:19, Game was tied for 04:24.

**GM #19: NEW MEXICO 72, COLORADO STATE 105**  
**WED., JAN. 15, 2020 | FORT COLLINS, COLO. | 2,502**

**New Mexico 72 • 15-4, 4-2 MW**

#	Player	Total			3-Ptr			Rebounds			PF	TP	A	TO	Blk	Stl	Min
		FG-FGA	FG-FGA	FT-FTA	FG-FGA	FG-FGA	FT-FTA	Off	Def	Tot							
01	MANIGAULT, Corey	f	3-7	0-2	2-3	0	1	1	3	8	0	4	0	1	23		
00	MARTIN, Zane	g	7-11	2-3	1-2	0	0	0	1	17	4	1	0	1	28		
02	JACKSON, Vance	g	2-4	0-1	0-0	1	2	3	0	4	2	0	0	0	14		
05	LYLE, JaQuan	g	4-8	1-4	0-0	5	5	4	9	1	8	0	3	28			
10	MALUACH, Makuach	g	3-11	0-3	1-1	1	0	1	1	7	0	1	0	1	21		
03	MC GEE, Keith	g	2-3	0-0	0-0	1	4	0	1	4	0	1	0	1	17		
14	PERCY, Tavian	g	2-4	0-0	2-2	0	1	1	0	6	0	1	0	0	18		
04	HENDRIX, Vante	g	2-4	1-3	0-0	2	3	5	1	5	2	5	1	3	27		
20	PATTERSON, Clay	g	0-0	0-0	0-0	0	1	1	0	0	0	0	0	0	2		
23	KUAC, Emmanuel	g	3-4	2-2	0-0	0	3	3	4	8	0	0	0	1	12		
30	WEGSCHEIDER, Kurt	g	2-3	0-0	0-2	1	0	1	0	4	1	0	0	2	6		
33	ARROYO, Jordan	g	0-0	0-0	0-0	0	0	0	0	0	0	0	0	0	4		
	Team					1	1	2									
	Totals		30-59	6-18	6-11	6	17	23	15	72	10	21	1	13	200		

FG % 1st Half: 15-33 45.5% 2nd half: 15-26 57.7% Game: 30-59 50.8%  
 3FG % 1st Half: 3-13 23.1% 2nd half: 3-6 50.0% Game: 6-18 33.3%  
 FT % 1st Half: 0-0 0.0% 2nd half: 6-11 54.5% Game: 6-11 54.5%

**Colorado St. 105 • 12-7, 3-3 MW**

#	Player	Total			3-Ptr			Rebounds			PF	TP	A	TO	Blk	Stl	Min
		FG-FGA	FG-FGA	FT-FTA	FG-FGA	FG-FGA	FT-FTA	Off	Def	Tot							
21	David Roddy	f	4-8	2-4	2-2	2	4	6	2	12	2	3	0	1	29		
01	Adam Thistlewood	f	6-7	4-5	0-0	0	1	1	1	16	1	2	0	0	21		
02	Nico Carvacho	c	6-11	0-0	0-0	3	7	10	0	12	5	2	0	2	26		
03	Kendle Moore	g	5-7	4-4	3-3	0	1	1	2	17	1	2	0	4	23		
04	Isaiah Stevens	g	7-10	5-6	0-0	0	3	3	2	19	8	3	0	0	31		
00	Hyron Edwards	g	0-1	0-0	0-0	0	1	1	0	2	1	0	0	0	13		
01	Kris Martin	g	3-5	2-4	0-0	0	5	5	0	8	3	2	1	3	18		
05	P.J. Byrd	g	1-3</														

2020-21 LOBO BASKETBALL

**GM #21: NEW MEXICO 86, SAN JOSÉ STATE 59**  
**TUES., JAN. 21, 2020 | ALBUQUERQUE, N.M. | 10,016**

San Jose St. 59 • 6-14, 2-6 MW

#	Player	Total			3-Ptr			Rebounds			PF	TP	A	TO	Blk	Stl	Min
		FG-FGA	FG-FGA	FT-FTA	Off	Def	Tot	Off	Def	Tot							
11	Christian Anigwe	0-1	0-1	0-0	0	3	3	2	0	0	1	1	1	1	1	15	
35	Ralph Agee	1-5	0-1	0-0	4	1	5	2	2	1	1	0	1	0	0	16	
02	Brae Ivey	2-11	1-6	4-4	2	1	3	3	9	1	1	0	0	0	0	33	
04	Zach Chappell	1-3	1-2	3-4	0	1	1	2	6	0	0	0	0	0	0	13	
03	Seneca Knight	4-15	1-6	2-2	1	6	7	2	11	0	5	0	0	0	0	31	
01	Caleb Simmons	0-1	0-1	0-0	0	1	1	0	0	0	2	0	0	0	0	6	
05	Isaiah Nichols	1-6	0-1	3-3	0	1	1	1	5	1	0	1	0	0	0	10	
10	Omari Moore	1-2	0-0	3-4	1	1	2	1	5	1	1	0	0	0	0	16	
12	Eduardo Lane	3-5	0-0	0-0	3	1	4	1	6	1	0	1	0	0	0	14	
21	Kaison Hammonds	3-7	1-4	0-0	0	1	1	4	7	0	1	0	0	0	0	12	
22	Richard Washington	1-2	1-1	0-0	0	1	1	1	3	0	0	0	0	0	0	17	
44	Trey Smith	0-3	0-2	2-2	0	1	1	0	2	0	0	0	0	0	0	11	
50	Harminder Dhalwal	0-2	0-0	3-4	2	1	3	1	3	0	0	0	0	0	0	6	
	Team				3	0	3					2					
	Totals	17-63	5-25	20-23	16	20	36	20	59	4	14	2	3	2	3	200	
	FG % 1st Half:	9-28	32.1%	2nd half:	8-35	22.9%	Game:	17-63	27.0%							Deadball Rebounds 1,2	
	3FG % 1st Half:	2-11	18.2%	2nd half:	3-14	21.4%	Game:	5-25	20.0%								
	FT % 1st Half:	9-10	90.0%	2nd half:	11-13	84.6%	Game:	20-23	87.0%								

New Mexico 86 • 16-5, 5-3 MW

#	Player	Total			3-Ptr			Rebounds			PF	TP	A	TO	Blk	Stl	Min
		FG-FGA	FG-FGA	FT-FTA	Off	Def	Tot	Off	Def	Tot							
01	MANIGAULT, Corey	8-13	0-2	5-6	2	7	9	1	21	1	2	0	3	3	35		
00	MARTIN, Zane	7-11	0-1	6-8	0	2	2	20	4	2	0	2	31				
04	PERCY, Tavian	2-4	1-1	0-0	0	1	1	5	5	2	0	0	0	0	28		
10	MALUACH, Makuach	4-7	2-3	5-6	1	12	13	3	15	1	2	2	2	32			
14	HENDRIX, Vante	4-7	0-3	0-0	1	3	4	3	8	5	1	0	2	30			
03	MC GEE, Keith	4-9	2-5	0-0	0	1	1	5	10	1	2	0	0	0	23		
20	PATTERSON, Clay	0-0	0-0	4-4	0	1	1	0	4	1	0	0	0	0	3		
23	KUAC, Emmanuel	1-1	0-0	1-4	0	2	2	1	3	0	0	1	0	0	10		
30	WEGSCHEIDER, Kurt	0-1	0-1	0-0	0	0	0	0	0	0	0	0	0	0	3		
33	ARROYO, Jordan	0-0	0-0	0-0	0	1	1	2	0	0	0	0	0	0	5		
	Team				1	2	3					2					
	Totals	30-53	5-16	21-28	5	32	37	22	86	15	11	3	9	2	200		
	FG % 1st Half:	16-31	51.6%	2nd half:	14-22	63.6%	Game:	30-53	56.6%							Deadball Rebounds 3	
	3FG % 1st Half:	3-11	27.3%	2nd half:	2-5	40.0%	Game:	5-16	31.3%								
	FT % 1st Half:	6-10	60.0%	2nd half:	15-18	83.3%	Game:	21-28	75.0%								

Officials: D.G. Nelson, Michael Irving Tony Padilla  
 Technical fouls: San Jose St-None, New Mexico-HENDRIX, Vante.  
 Attendance: 10016  
 2019-20 Men's Basketball. Round: 0. New Mexico vs San Jose St. Played at Drea

Score by periods	1st	2nd	Total
San Jose St.	29	30	59
New Mexico	41	45	86

Last FG - SJSU 2nd-00:20, NM 2nd-00:33  
 Largest lead - SJSU None, NM by 31 2nd-01:52  
 SJSU led for 00:00, NM led for 39:40, Game was tied for 00:20.

Score tied - 0 times.  
 Lead changed - 0 times.

**GM #22: NEW MEXICO 74, NEVADA 96**  
**SAT., JAN. 25, 2020 | RENO, NEV. | 8,979**

New Mexico 74 • 16-6, 5-4 MW

#	Player	Total			3-Ptr			Rebounds			PF	TP	A	TO	Blk	Stl	Min
		FG-FGA	FG-FGA	FT-FTA	Off	Def	Tot	Off	Def	Tot							
01	MANIGAULT, Corey	5-13	0-1	3-8	1	4	5	4	13	1	2	0	0	0	0	29	
00	MARTIN, Zane	8-19	3-7	4-6	0	3	3	1	23	4	1	0	0	2	35		
04	PERCY, Tavian	2-3	1-1	0-0	0	0	0	1	5	2	1	0	0	0	0	37	
10	MALUACH, Makuach	1-8	0-4	1-1	1	7	8	1	3	0	2	0	0	0	0	20	
14	HENDRIX, Vante	6-12	3-7	4-4	1	4	5	1	19	2	1	0	1	0	0	35	
03	MC GEE, Keith	4-6	3-4	0-0	0	1	1	1	11	3	0	0	1	0	0	27	
23	KUAC, Emmanuel	0-0	0-0	0-0	0	0	0	0	0	0	0	0	0	0	0	5	
30	WEGSCHEIDER, Kurt	0-0	0-0	0-0	0	0	0	0	0	0	0	0	0	0	0	1	
33	ARROYO, Jordan	0-0	0-0	0-0	0	1	1	1	0	0	0	2	0	0	0	11	
	Team				1	2	3										
	Totals	26-61	10-24	12-19	4	22	26	10	74	12	7	2	4	2	200		
	FG % 1st Half:	11-29	37.9%	2nd half:	15-32	46.9%	Game:	26-61	42.6%							Deadball Rebounds 3	
	3FG % 1st Half:	2-10	20.0%	2nd half:	8-14	57.1%	Game:	10-24	41.7%								
	FT % 1st Half:	5-8	62.5%	2nd half:	7-11	63.6%	Game:	12-19	63.2%								

Nevada 96 • 13-8, 6-3 MW

#	Player	Total			3-Ptr			Rebounds			PF	TP	A	TO	Blk	Stl	Min
		FG-FGA	FG-FGA	FT-FTA	Off	Def	Tot	Off	Def	Tot							
01	Robby Robinson	2-2	0-0	1-1	1	4	5	1	5	1	1	0	0	0	0	16	
12	Johncarlos Reyes	4-6	0-0	2-2	4	7	11	3	10	3	2	0	2	0	0	28	
02	Jalen Harris	7-17	1-6	4-6	2	4	7	3	19	7	0	0	1	31			
14	Lindsy Drew	4-9	2-3	0-0	1	7	8	2	10	6	3	1	1	31			
22	Jazz Johnson	4-10	4-9	0-0	0	4	4	1	12	2	3	0	0	0	28		
05	NisrA@Zouzoua	6-8	6-7	2-2	0	2	2	1	20	2	0	0	0	0	24		
10	Gabe Bansuelo	0-0	0-0	0-0	0	0	0	0	0	0	0	0	0	0	1		
11	Kane Milling	0-5	0-4	0-0	0	1	1	2	0	0	1	0	0	0	10		
15	Zane Meeks	5-10	3-5	0-0	3	4	7	1	13	1	1	0	0	0	19		
42	K.J. Hymes	3-4	1-1	0-0	2	3	5	3	7	1	0	1	0	0	11		
44	Zachary Williams	0-0	0-0	0-0	0	0	0	0	0	0	0	0	0	0	1		
	Team				2	1	3										
	Totals	35-71	17-35	9-11	15	35	50	17	96	23	11	4	2	2	200		
	FG % 1st Half:	18-32	56.3%	2nd half:	17-39	43.6%	Game:	35-71	49.3%							Deadball Rebounds 1	
	3FG % 1st Half:	9-16	56.3%	2nd half:	8-19	42.1%	Game:	17-35	48.6%								
	FT % 1st Half:	4-4	100.0%	2nd half:	5-7	71.4%	Game:	9-11	81.8%								

Officials: Tom O'Neill, Deldre Carr, Larry Spaulding  
 Technical fouls: New Mexico-HENDRIX, Vante, Nevada-None.  
 Attendance: 8979  
 2019-20 Men's Basketball. Round: 0. Nevada vs New Mexico. Played at Lawlor Eve

Score by periods	1st	2nd	Total
New Mexico	29	45	74
Nevada	49	47	96

Last FG - NM 2nd-01:23, NEVADA 2nd-00:59.  
 Largest lead - NM by 3 1st-19:25, NEVADA by 28 2nd-08:54.  
 NM led for 04:07, NEVADA led for 34:55, Game was tied for 00:35.

Score tied - 0 times.  
 Lead changed - 5 times.

**GM #23: NEW MEXICO 57, NO. 4 SAN DIEGO STATE 85**  
**WED., JAN. 29, 2020 | ALBUQUERQUE, N.M. | 13,241**

San Diego St. 85 • 22-0, 11-0 MW

#	Player	Total			3-Ptr			Rebounds			PF	TP	A	TO	Blk	Stl	Min
		FG-FGA	FG-FGA	FT-FTA	Off	Def	Tot	Off	Def	Tot							
05	Yanni Wetzell	5-6	0-0	1-2	1	4	5	3	11	2	4	4	1	22			
11	Matt Mitchell	4-8	2-4	2-3	2	0	2	1	12	5	0	1	1	25			
10	KJ Feagin	6-9	6-9	0-0	0	3	3	3	18	4	3	0	0	27			
20	Jordan Schakel	4-9	3-7	0-0	2	7	9	2	11	2	1	1	2	29			
22	Malachi Flynn	4-6	1-2	3-3	0	4	4	2	12	6	0	0	1	25			
00	Keshad Johnson	3-5	0-2	0-2	2	0	2	2	6	0	0	0	2	12			
02	Adam Seiko	3-6	2-5	0-0	1	3	4	0	8	2	1	0	1	20			
04	Trey Pulliam	2-4	1-3	0-0	0	3	3	2	5	2	3	0	1	18			
12	Nolan Narain	1-1	0-0	0-0	0	1	1	1	2	0	2	0	0	6			
13	Caleb Giordano	0-1	0-1	0-0	0	0	0	0	0	0	0	0	0	4			
35	Joe Mensah	0-0	0-0	0-0	0	0	0	1	0	0	2	1	0	12			
	Team				2	1	3										
	Totals	32-55	15-33	6-10	10	26	36	17	85	23	16	7	9	2	200		
	FG % 1st Half:	19-32	59.4%	2nd half:	13-23	56.5%	Game:	32-55	58.2%							Deadball Rebounds 1,1	
	3FG % 1st Half:	10-20	50.0%	2nd half:	5-13	38.5%	Game:	15-33	45.5%								
	FT % 1st Half:	0-1	0.0%	2nd half:	6-9	66.7%	Game:	6-10	60.0%								

New Mexico 57 • 16-7, 5-5 MW

#	Player	Total			3-Ptr			Rebounds			PF	TP	A	TO	Blk	Stl	Min
		FG-FGA	FG-FGA	FT-FTA	Off	Def	Tot	Off	Def	Tot							
01	MANIGAULT, Corey	4-9	0-2	4-5	1	3	4	1	12	1	3	0	2	22			
00	MARTIN, Zane	3-12	1-3	1-2	0	5	5	1	8	3	1	0	2	27			
03	MC GEE, Keith	4-8	2-5	0-0	0	2	2	0	10	1	1						

**GM #25: NEW MEXICO 97, WYOMING 68**  
**SAT., FEB. 8, 2020 | ALBUQUERQUE, N.M. | 10,732**

#	Player	Total			3-Ptr			Rebounds			PF	TP	A	TO	Blk	Stl	Min
		FG-FGA	FG-FGA	FT-FTA	Off	Def	Tot	Off	Def	Tot							
11	TAYLOR, TJ	5-8	0-0	0-0	2	4	6	4	10	0	4	2	0	0	0	36	
00	HENDRICKS, Jake	1-8	1-7	3-3	0	1	1	3	6	4	2	0	0	0	33		
02	BANKS, AJ	2-5	1-2	2-2	0	6	6	2	7	0	3	0	0	0	28		
03	MARBLE, Kwane	6-11	0-4	5-10	1	2	3	4	17	0	3	0	2	2	29		
24	MALDONADO, Hunter	8-15	1-3	4-5	0	9	9	2	21	6	1	2	1	3	37		
05	FILNSTROM, Haize	0-0	0-0	0-0	0	0	0	0	0	0	0	0	0	0	2		
12	MILTON, Greg	0-5	0-3	0-0	1	0	1	1	0	1	0	0	0	0	15		
23	PORTER, Brandon	0-1	0-1	0-0	0	0	0	2	0	0	0	0	0	0	2		
12	FOSTER, Kenny	2-3	1-1	2-2	0	0	0	1	7	2	0	0	0	1	18		
	Team				0	1	1										
	Totals	24-56	4-21	16-22	4	23	27	19	68	13	13	4	4	4	200		

FG % 1st Half: 10-26 38.5% 2nd half: 14-30 46.7% Game: 24-56 42.9% Deadball Rebounds 1  
 3FG % 1st Half: 3-13 23.1% 2nd half: 1-8 12.5% Game: 4-21 19.0%  
 FT % 1st Half: 6-9 66.7% 2nd half: 10-13 76.9% Game: 16-22 72.7%

**New Mexico 97 • 17-8, 6-6 MW**

#	Player	Total			3-Ptr			Rebounds			PF	TP	A	TO	Blk	Stl	Min
		FG-FGA	FG-FGA	FT-FTA	Off	Def	Tot	Off	Def	Tot							
01	MANIGAULT, Corey	8-14	2-4	10-11	3	6	9	1	28	4	1	0	3	33			
00	MARTIN, Zane	10-13	2-3	1-1	3	2	5	3	23	5	3	0	3	25			
02	JACKSON, Vance	6-12	6-8	2-4	0	3	3	20	3	1	0	0	27				
10	LYLE, JaQuan	2-10	1-6	0-1	1	5	6	2	5	4	3	0	1	35			
05	MALUACH, Makuach	1-6	0-3	0-0	0	3	3	2	2	0	1	0	15				
03	MC GEE, Keith	5-7	1-2	2-2	2	4	6	0	13	1	0	0	23				
04	PERCY, Tavian	0-0	0-0	0-0	1	1	2	0	3	0	0	1	15				
14	HENDRIX, Vante	1-3	0-2	0-2	1	2	3	2	2	0	1	0	13				
20	PATTERSON, Clay	0-0	0-0	0-0	0	0	0	1	0	1	0	0	2				
23	KUAC, Emmanuel	1-1	0-0	0-0	0	3	3	2	0	1	0	0	8				
30	WEGSCHEIDER, Kurt	0-0	0-0	0-0	0	0	0	0	0	1	0	0	2				
33	ARROYO, Jordan	0-1	0-1	2-2	0	1	1	0	2	0	0	0	2				
	Team				3	3	6										
	Totals	34-67	12-33	17-23	13	33	46	20	97	18	12	1	7	200			

FG % 1st Half: 13-34 38.2% 2nd half: 21-33 63.6% Game: 34-67 50.7% Deadball Rebounds 3  
 3FG % 1st Half: 3-15 20.0% 2nd half: 9-14 64.3% Game: 12-29 41.4%  
 FT % 1st Half: 11-17 64.7% 2nd half: 6-6 100.0% Game: 17-23 73.9%

Officials: Kerby Sitton, Brad Gaston, Shawn Lehig  
 Technical fouls: Wyoming-None, New Mexico-None.  
 Attendance: 10,732  
 2019-20 Men's Basketball. Round: 0. New Mexico vs Wyoming. Played at Dreamstyl  
**Score by periods**

	1st	2nd	Total
Wyoming	29	39	68
New Mexico	40	57	97

In Paint: Wyoming 38, New Mexico 38  
 Off T/O: Wyoming 12, New Mexico 12  
 2nd Chance: Wyoming 6, New Mexico 5  
 Fast Break: Wyoming 15, New Mexico 8  
 Bench: Wyoming 7, New Mexico 19  
 Points: Wyoming 97, New Mexico 68  
 Score tied - 1 time.  
 Lead changed - 4 times.

Last FG - WYO 2nd-02:39, NM 2nd-00:21.  
 Largest lead - WYO by 11 1st-15:36, NM by 3 2nd-06:31.  
 WYO led for 00:33, NM led for 38:40. Game was tied for 00:47.

**GM #26: NEW MEXICO 59, NO. 4 SAN DIEGO STATE 82**  
**TUES., FEB. 11, 2020 | SAN DIEGO, CALIF. | 12,412**

**New Mexico 59 • 17-9, 6-7 MW**

#	Player	Total			3-Ptr			Rebounds			PF	TP	A	TO	Blk	Stl	Min
		FG-FGA	FG-FGA	FT-FTA	Off	Def	Tot	Off	Def	Tot							
01	MANIGAULT, Corey	4-11	0-1	1-2	1	3	4	9	0	3	0	2	25				
00	MARTIN, Zane	3-10	1-4	0-0	0	4	4	2	7	4	3	0	0	28			
02	JACKSON, Vance	2-9	0-5	2-2	3	2	5	1	6	2	4	0	1	28			
05	LYLE, JaQuan	3-11	2-6	0-0	0	6	6	2	8	2	4	0	0	36			
10	MALUACH, Makuach	3-7	1-4	0-0	3	3	6	3	7	4	1	1	0	33			
03	MC GEE, Keith	1-4	0-2	0-0	2	0	2	0	2	1	2	0	1	19			
04	PERCY, Tavian	0-1	0-1	0-0	0	0	0	0	0	0	0	0	0	2			
14	HENDRIX, Vante	7-12	2-6	4-5	3	1	4	4	20	1	0	0	4	25			
23	KUAC, Emmanuel	0-0	0-0	0-0	0	0	0	0	0	0	0	1	0	4			
	Team				5	1	6										
	Totals	23-65	6-29	7-9	17	20	37	16	59	14	18	2	8	200			

FG % 1st Half: 14-31 45.2% 2nd half: 9-34 26.5% Game: 23-65 35.4% Deadball Rebounds 1  
 3FG % 1st Half: 5-14 35.7% 2nd half: 1-15 6.7% Game: 6-29 20.7%  
 FT % 1st Half: 0-0 0.0% 2nd half: 7-9 77.8% Game: 7-9 77.8%

**San Diego St. 82 • 25-0, 14-0 MW**

#	Player	Total			3-Ptr			Rebounds			PF	TP	A	TO	Blk	Stl	Min
		FG-FGA	FG-FGA	FT-FTA	Off	Def	Tot	Off	Def	Tot							
05	Yanni Wetzell	7-9	1-1	5-6	4	5	9	1	20	1	6	0	1	33			
11	Matt Mitchell	9-15	0-3	4-4	3	9	12	4	22	4	1	0	2	31			
10	KJ Feagin	2-6	2-5	0-0	0	1	1	3	6	3	0	0	0	25			
20	Jordan Schakel	3-7	3-5	2-2	0	1	1	3	11	0	0	0	1	18			
22	Malachi Flynn	5-15	2-9	3-4	3	5	8	1	15	3	2	0	4	37			
00	Keshad Johnson	0-0	0-0	0-0	0	0	0	0	0	0	0	0	0	2			
02	Adam Seiko	0-2	0-2	0-0	1	0	1	0	0	1	4	0	0	16			
03	Aguero Arop	1-4	0-0	0-0	2	2	4	1	2	0	0	1	1	7			
04	Trey Pulliam	1-4	1-2	0-1	0	1	1	2	3	1	1	0	1	21			
12	Nolan Narain	0-0	0-0	0-0	0	0	0	1	0	0	0	0	0	2			
13	Caleb Giordano	1-1	1-1	0-0	0	0	0	0	3	0	0	0	0	2			
21	Jared Barnett	0-1	0-0	0-0	0	0	0	0	0	0	0	0	0	2			
35	Joel Mensah	0-0	0-0	0-0	0	0	0	3	0	1	1	0	4				
	Team				3	3	6										
	Totals	29-64	10-28	14-17	16	27	43	19	82	14	15	2	10	200			

FG % 1st Half: 13-33 39.4% 2nd half: 16-31 51.6% Game: 29-64 45.3% Deadball Rebounds 2  
 3FG % 1st Half: 4-12 33.3% 2nd half: 6-16 37.5% Game: 10-28 35.7%  
 FT % 1st Half: 5-7 71.4% 2nd half: 9-10 90.0% Game: 14-17 82.4%

Officials: Mike Reed, Chris Raslatter, Tony Padilla  
 Technical fouls: New Mexico-MANIGAULT, Corey 2, San Diego St.-None.  
 Attendance: 12,414  
 2019-20 Men's Basketball. Round: 0. New Mexico vs San Diego St. Played at State  
**Score by periods**

	1st	2nd	Total
New Mexico	33	26	59
San Diego St.	35	47	82

In Paint: New Mexico 30, San Diego St 34  
 Off T/O: New Mexico 14, San Diego St 11  
 2nd Chance: New Mexico 11, San Diego St 8  
 Fast Break: New Mexico 5, San Diego St 22  
 Bench: New Mexico 7, San Diego St 8  
 Points: New Mexico 59, San Diego St 82  
 Score tied - 5 times.  
 Lead changed - 7 times.

Last FG - NM 2nd-00:45, SDSU 2nd-01:10.  
 Largest lead - NM by 5 1st-17:02, SDSU by 27 2nd-04:51.  
 NM led for 09:09, SDSU led for 26:14. Game was tied for 04:37.

**GM #27: NEW MEXICO 73, UNLV 78**  
**SAT., FEB. 15, 2020 | ALBUQUERQUE, N.M. | 11,794**

**UNLV 78 • 13-14, 8-6 MW**

#	Player	Total			3-Ptr			Rebounds			PF	TP	A	TO	Blk	Stl	Min
		FG-FGA	FG-FGA	FT-FTA	Off	Def	Tot	Off	Def	Tot							
20	Nick Blair	0-0	0-0	0-2	0	1	1	3	0	0	0	1	4				
34	Cheikh Mbacke Diong	3-5	0-0	2-4	3	3	6	3	8	2	4	0	2	22			
03	Amauri Hardy	7-16	0-2	2-2	0	4	4	4	16	1	1	0	35				
13	Bryce Hamilton	7-13	0-2	3-4	1	3	4	4	17	4	5	0	1	32			
31	Marvin Coleman	6-6	4-4	0-0	0	3	3	4	16	3	1	0	3	35			
00	Jay Green	1-1	0-0	0-2	2	3	5	2	2	0	0	0	14				
10	Jonah Antonio	0-3	0-2	0-0	0	1	1	1	0	0	0	0	9				
22	Vitaliy Shibel	1-5	0-1	0-0	1	1	2	2	2	0	1	0	0	17			
55	Elijah Mitrou-Long	7-15	3-5	0-0	0	6	6	3	17	1	0	1	2	32			
	Team				2	2	4										
	Totals	32-64	7-16	7-14	9	27	36	26	78	11	12	1	9	200			

FG % 1st Half: 17-30 56.7% 2nd half: 15-34 44.1% Game: 32-64 50.0% Deadball Rebounds 4,1  
 3FG % 1st Half: 5-10 50.0% 2nd half: 2-6 33.3% Game: 7-16 43.8%  
 FT % 1st Half: 1-2 50.0% 2nd half: 6-12 50.0% Game: 7-14 50.0%

**New Mexico 73 • 17-10, 6-8 MW**

#	Player	Total			3-Ptr			Rebounds			PF	TP	A	TO	Blk	Stl	Min
		FG-FGA	FG-FGA	FT-FTA	Off	Def	Tot	Off	Def	Tot							
01	MANIGAULT, Corey	6-11	0-1	5-7	2	3	5	1	17	1	0	2	1	30			
00	MARTIN, Zane	2-11	1-7	3-4	0	5	5	2	8	3	1	1	32				
02	JACKSON, Vance	2-4	1-2	2-4	0	6	6	1	7	2	5	0	1	21			
10	LYLE, JaQuan	0-4	0-2	3-3	0	1	1	3	3	2	3	0	2	32			
05	MALUACH, Makuach	6-7	1-2	6-10	1	2	3	3	19	1	1	1	1	35			
03	MC GEE, Keith	3-9	3-8	2-2	0	4	4	2	11	1	0	0	0	23			
04	PERCY, Tavian	0-0	0-0	0-0	0	0	0	0	0	0	0	0	0	0			
14	HENDRIX, Vante	3-4	0-1	2-4	1	1	2	3	8	0	1	0	1	24			

2020-21 LOBO BASKETBALL



**GM #29: NEW MEXICO 61, BOISE STATE 74**  
**SUN., FEB. 23, 2020 | BOISE, IDAHO | 5,809**



**New Mexico 61 • 17-12, 6-10 MW**

#	Player	Total			3-Ptr			Rebounds			PF	TP	A	TO	Bk	Stl	Min
		FG-FGA	FG-FGA	FT-FTA	Off	Def	Tot	Off	Def	Tot							
01	MANIGAULT, Corey	1-2	0-0	1-2	0	1	1	1	3	0	3	0	1	1	14		
02	JACKSON, Vance	5-9	3-5	6-9	2	5	7	2	19	1	2	1	0	35			
05	LYLE, JaQuan	2-7	1-6	1-2	0	4	4	0	6	5	6	0	2	33			
10	MALUACH, Makuach	2-9	0-3	0-0	2	2	3	4	0	0	0	0	0	20			
30	WEGSCHEIDER, Kurt	1-1	0-0	2-2	0	3	3	2	4	0	0	0	0	20			
00	MARTIN, Zane	2-5	1-3	0-0	1	0	1	4	5	2	2	0	1	13			
03	MCGEE, Keith	5-8	1-2	1-1	2	1	3	1	12	0	1	0	1	19			
04	PERCY, Tavian	0-0	0-0	0-0	0	0	0	0	0	0	1	0	0	13			
23	KUAC, Emmanuel	2-4	0-1	0-0	0	4	4	1	4	0	1	1	2	18			
33	ARROYO, Jordan	2-2	0-0	0-0	0	0	0	1	4	0	2	0	1	20			
Team						0		2									
Totals		22-47	6-20	11-16	5	22	27	15	61	8	18	2	7	200			

FG % 1st Half: 10-22 45.5% 2nd half: 12-25 48.0% Game: 22-47 46.8% Deadball Rebounds 3  
 3FG % 1st Half: 2-9 22.2% 2nd half: 4-11 36.4% Game: 6-20 30.0%  
 FT % 1st Half: 4-6 66.7% 2nd half: 7-10 70.0% Game: 11-16 68.8%

**Boise St. 74 • 19-10, 11-6 MW**

#	Player	Total			3-Ptr			Rebounds			PF	TP	A	TO	Bk	Stl	Min
		FG-FGA	FG-FGA	FT-FTA	Off	Def	Tot	Off	Def	Tot							
23	RJ Williams	11-14	0-1	5-5	3	14	17	1	27	1	2	0	1	33			
25	Robin Jorch	0-1	0-1	2-2	1	0	1	0	2	0	0	0	0	11			
00	Marcus Dickinson	1-5	0-0	0-0	0	3	3	1	2	3	3	0	1	25			
03	Justinian Jessup	5-12	3-8	2-2	4	1	5	4	15	4	1	0	2	36			
34	Alex Hobbs	0-6	0-2	0-0	2	0	2	1	0	3	4	0	0	19			
10	RayJ Dennis	2-4	2-4	0-0	0	0	0	6	1	1	0	0	0	15			
12	Max Rice	0-0	0-0	0-0	0	0	0	0	0	0	0	0	1	5			
21	Derrick Alston	6-11	3-6	2-4	2	0	2	3	17	3	3	0	1	26			
24	Abu Kigab	2-8	1-6	0-0	0	3	3	5	0	1	0	1	0	30			
Team						1		2									
Totals		27-61	9-31	11-13	13	22	35	13	74	15	16	0	7	200			

FG % 1st Half: 14-36 38.9% 2nd half: 13-25 52.0% Game: 27-61 44.3% Deadball Rebounds 1  
 3FG % 1st Half: 5-20 25.0% 2nd half: 4-11 36.4% Game: 9-31 29.0%  
 FT % 1st Half: 4-4 100.0% 2nd half: 7-9 77.8% Game: 11-13 84.6%

Officials: Michael Greenstein, Chris Rastatter, Randy McCall  
 Technical fouls: New Mexico-TEAM. Boise St.-Derrick Alston.  
 Attendance: 5809  
 2019-20 Men's Basketball. Round: 0. Boise St. vs New Mexico. Played at ExtraM

Score by periods	1st	2nd	Total
New Mexico	26	35	61
Boise St.	37	37	74

Last FG - NM 2nd-00:18, BOISE 2nd-01:11.  
 Largest lead - NM by 2 1st-17:46, BOISE by 16 2nd-16:50.  
 NM led for 02:54, BOISE led for 34:36. Game was tied for 02:30.  
 Score tied - 2 times.  
 Lead changed - 6 times.



**GM #30: NEW MEXICO 58, AIR FORCE 60**  
**WED., FEB. 26, 2020 | USAF ACAD., COLO. | 1,925**



**New Mexico 58 • 17-13, 6-11 MW**

#	Player	Total			3-Ptr			Rebounds			PF	TP	A	TO	Bk	Stl	Min
		FG-FGA	FG-FGA	FT-FTA	Off	Def	Tot	Off	Def	Tot							
01	MANIGAULT, Corey	2-7	0-0	2-2	1	2	3	0	6	0	2	0	0	17			
00	MARTIN, Zane	1-7	0-2	1-2	0	2	2	1	3	2	2	0	2	23			
02	JACKSON, Vance	5-15	4-11	2-2	2	4	6	1	16	2	3	1	3	37			
05	LYLE, JaQuan	6-11	5-10	1-4	0	8	2	18	6	2	1	1	1	35			
10	MALUACH, Makuach	2-6	0-1	3-3	1	2	3	2	7	1	1	1	1	27			
03	MCGEE, Keith	0-3	0-3	0-0	0	2	2	1	0	1	0	0	2	15			
00	KUAC, Emmanuel	0-0	0-0	0-0	0	1	1	0	0	0	0	0	0	4			
30	WEGSCHEIDER, Kurt	3-4	0-1	0-0	0	1	1	0	6	0	1	0	1	20			
33	ARROYO, Jordan	1-3	0-0	0-0	1	4	5	2	2	0	0	1	1	22			
Team						0		1									
Totals		20-56	9-28	9-13	5	27	32	9	58	12	13	4	11	200			

FG % 1st Half: 11-28 39.3% 2nd half: 9-28 32.1% Game: 20-56 35.7% Deadball Rebounds 4.1  
 3FG % 1st Half: 3-13 23.1% 2nd half: 6-15 40.0% Game: 9-28 32.1%  
 FT % 1st Half: 8-9 88.9% 2nd half: 1-4 25.0% Game: 9-13 69.2%

**Air Force 60 • 11-18, 5-12 MW**

#	Player	Total			3-Ptr			Rebounds			PF	TP	A	TO	Bk	Stl	Min
		FG-FGA	FG-FGA	FT-FTA	Off	Def	Tot	Off	Def	Tot							
42	Lavelle Scottie	7-13	2-3	0-0	2	7	9	3	16	4	3	0	1	33			
34	Ryan Swan	6-8	1-2	1-2	6	5	11	2	14	0	2	1	1	32			
00	Caleb Morris	4-9	3-5	0-0	0	2	2	1	11	4	2	0	1	32			
03	Sid Tomes	3-7	3-6	1-2	1	9	10	2	10	2	2	1	1	27			
10	AJ Walker	0-7	0-3	0-0	0	0	0	3	0	5	1	0	0	22			
04	Carter Murphy	0-1	0-1	0-0	0	0	0	0	0	0	0	0	0	3			
05	Chris Joyce	0-5	0-3	1-2	0	0	0	0	1	3	3	0	0	13			
11	Ameke Akaya	1-3	0-0	0-0	0	0	0	0	2	0	1	0	0	7			
13	LeSean Brown	2-4	1-2	1-2	0	2	2	2	6	1	3	0	0	16			
15	Abe Kinrade	0-0	0-0	0-0	0	0	0	0	0	0	0	0	0	3			
24	Mason Taylor	0-1	0-0	0-0	0	1	1	1	0	1	0	0	0	6			
44	Keaton Van Soelen	0-2	0-0	0-0	0	1	1	0	0	0	0	0	0	6			
Team						3		6									
Totals		23-60	10-25	4-8	12	30	42	14	60	20	17	2	4	200			

FG % 1st Half: 11-31 35.5% 2nd half: 12-29 41.4% Game: 23-60 38.3% Deadball Rebounds 1  
 3FG % 1st Half: 5-12 41.7% 2nd half: 5-13 38.5% Game: 10-25 40.0%  
 FT % 1st Half: 1-2 50.0% 2nd half: 3-6 50.0% Game: 4-8 50.0%

Officials: John Gaffney, Eric Curry, John Higgins  
 Technical fouls: New Mexico-None. Air Force-None.  
 Attendance: 1925  
 2019-20 Men's Basketball. Round: 0. Air Force vs New Mexico. Played at Clune A

Score by periods	1st	2nd	Total
New Mexico	33	25	58
Air Force	28	32	60

Last FG - NM 2nd-05:04, AF 2nd-00:27.  
 Largest lead - NM by 6 2nd-06:36, AF by 13 1st-11:51.  
 NM led for 19:16, AF led for 17:39. Game was tied for 03:05.  
 Score tied - 4 times.  
 Lead changed - 7 times.



**GM #31: NEW MEXICO 66, (RV) UTAH STATE 64**  
**SAT., FEB. 29, 2020 | ALBUQUERQUE, N.M. | 11,215**



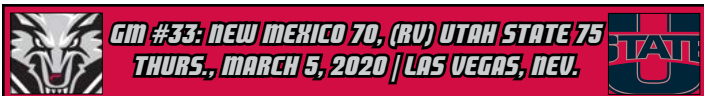
**Utah St. 64 • 23-8, 12-6 MW**

#	Player	Total			3-Ptr			Rebounds			PF	TP	A	TO	Bk	Stl	Min
		FG-FGA	FG-FGA	FT-FTA	Off	Def	Tot	Off	Def	Tot							
34	Justin Bean	3-6	0-1	0-0	2	4	6	2	6	3	3	1	3	30			
23	Neemias Queta	8-12	0-0	2-3	5	9	14	3	18	1	8	2	0	35			
05	Sam Merrill	6-16	4-12	2-2	0	1	1	3	18	2	0	1	2	35			
15	Abel Porter	0-2	0-0	0-0	0	3	3	1	0	2	3	0	2	27			
24	Diogo Brito	1-7	1-3	3-4	0	5	5	2	6	7	3	1	0	37			
02	Sean Bairstow	2-2	0-0	0-0	0	1	1	1	4	1	0	0	0	6			
10	Alphonso Anderson	3-4	0-0	0-0	0	1	1	1	6	1	0	0	0	9			
22	Brock Miller	2-4	2-3	0-0	1	1	2	0	6	0	0	0	0	21			
Team						4		0									
Totals		25-53	7-19	7-9	12	25	37	13	64	17	17	5	7	200			

FG % 1st Half: 14-28 50.0% 2nd half: 11-25 44.0% Game: 25-53 47.2% Deadball Rebounds 0.1  
 3FG % 1st Half: 2-8 25.0% 2nd half: 5-11 45.5% Game: 7-19 36.8%  
 FT % 1st Half: 2-2 100.0% 2nd half: 5-7 71.4% Game: 7-9 77.8%

**New Mexico 66 • 18-13, 7-11 MW**

#	Player	Total			3-Ptr			Rebounds			PF	TP	A	TO	Bk	Stl	Min
		FG-FGA	FG-FGA	FT-FTA	Off	Def	Tot	Off	Def	Tot							
01	MANIGAULT, Corey	7-15	1-2	1-1	0	1	1	4	16	0	3	0	1	34			
02	JACKSON, Vance	6-12	3-8	2-2	2	2	4	1	17	2	3	1	3	27			
05	LYLE, JaQuan	3-13	2-8	0-0	1	3	4	3	8	10	3	1	2	40			
10	MALUACH, Makuach	3-7	3-4	1-3	1	4	5	1	10	3	0	1	1	31			
30	WEGSCHEIDER, Kurt	0-0	0-0	0-0	1	4	5	0	0	1	1	0	1	20			
00	MARTIN, Zane	5-9	0-1	0-2	1	2	3	4	10	2	1	0	2	30			
03	MCGEE, Keith	2-2	1-1	0-0	0	0	0	0	5	0	0	0	0	11			
14	HENDRIX, Vante	0-0	0-0	0-0	0	0	0	0	0	1	0	0	0	5			
33	ARROYO, Jordan	0-0	0-0	0-0	0	0	0	0	0								



New Mexico 70 • 19-14,7-11 Mount

#	Player	Total			3-Ptr			Rebounds			PF	TP	A	TO	Blk	Stl	Min
		FG-FGA	FG-FGA	FT-FTA	Off	Def	Tot										
01	MANIGAULT, Corey	f	4-9	0-2	10-12	3	3	6	4	18	2	0	1	1	1	32	
00	MARTIN, Zane	g	2-5	0-2	2-2	2	1	3	4	6	3	1	1	1	26		
02	JACKSON, Vance	g	4-15	2-11	1-5	2	7	9	4	11	2	2	0	3	38		
05	LYLE, JaQuan	g	7-14	4-8	2-4	0	4	4	3	20	3	4	0	2	39		
10	MALUACH, Makuach	g	1-4	0-0	0-0	1	0	1	1	2	0	0	1	0	22		
03	MC GEE, Keith		2-10	2-7	1-2	0	2	2	0	7	0	0	0	0	20		
23	KUAC, Emmanuel		0-2	0-1	0-0	0	0	0	0	0	0	0	0	0	3		
30	WEGSCHEIDER, Kurt		2-3	0-0	2-2	2	4	6	5	6	1	0	0	1	20		
Team						1	1	2									
Totals			22-62	8-31	18-27	11	22	33	21	70	11	7	3	8	200		

FG % 1st Half: 10-32 31.3% 2nd half: 12-30 40.0% Game: 22-62 35.5% Deadball Rebounds 3  
 3FG % 1st Half: 5-17 29.4% 2nd half: 3-14 21.4% Game: 8-31 25.8%  
 FT % 1st Half: 8-11 72.7% 2nd half: 10-16 62.5% Game: 18-27 66.7%

Utah St. 75 • 24-8,12-6 Mounta

#	Player	Total			3-Ptr			Rebounds			PF	TP	A	TO	Blk	Stl	Min
		FG-FGA	FG-FGA	FT-FTA	Off	Def	Tot										
34	Justin Bean	f	4-10	0-1	2-2	2	13	15	2	10	2	2	0	1	36		
23	Neemias Queta	c	2-4	0-0	4-6	2	5	7	4	8	2	4	1	1	27		
05	Sam Merrill	g	10-15	2-5	7-9	0	3	3	4	29	1	3	0	1	34		
15	Abel Porter	g	2-3	0-1	0-0	0	0	0	2	4	1	0	0	1	15		
24	Diogo Brito	g	6-9	2-4	1-3	3	4	7	1	15	1	2	0	0	35		
02	Sean Bairstow		0-1	0-1	0-0	0	3	3	4	0	1	2	0	0	20		
10	Alphonso Anderson		0-2	0-1	2-2	0	2	2	2	2	1	1	0	0	14		
22	Brock Miller		3-9	1-5	0-0	1	1	2	2	7	2	1	0	0	19		
Team						0	4	4			2						
Totals			27-53	5-18	16-22	8	35	43	21	75	11	17	1	4	200		

FG % 1st Half: 14-30 46.7% 2nd half: 13-23 56.5% Game: 27-53 50.9% Deadball Rebounds 2  
 3FG % 1st Half: 2-12 16.7% 2nd half: 3-6 50.0% Game: 5-18 27.8%  
 FT % 1st Half: 3-5 60.0% 2nd half: 13-17 76.5% Game: 16-22 72.7%

Officials: Jimmy Casas, Larry Spaulding, Chris Rastatter  
 Technical fouls: New Mexico-None. Utah St.-None.

Attendance:

Quarterfinals

2019-20 Men's Basketball. Round: 2. New Mexico vs Utah St.. Played at Thomas &

Score by periods	1st	2nd	Total
New Mexico	33	37	70
Utah St.	33	42	75

Points	In	Off	2nd	Fast	Bench
	Paint	T/O	Chance	Break	
NM	24	17	11	8	13
USU	36	8	7	13	9

Last FG - NM 2nd-01:33, USU 2nd-00:19.  
 Largest lead - NM by 11 2nd-09:38, USU by 13 1st-14:43.  
 NM led for 10:15, USU led for 26:00, Game was tied for 03:45.

Score tied - 8 times.  
 Lead changed - 2 times.



**Game**

**MOST POINTS / GAME**

147 vs. Northern New Mexico (147-76), Nov. 11, 2017

**MOST POINTS / ONE HALF**

76 vs. Texas-Arlington (2nd half), Nov. 23, 1990

**MOST POINTS / GAME / BOTH TEAMS**

237 at UNLV (120-117 loss, 2OT), March 7, 2002

**FEWEST POINTS / GAME**

5 at Arizona (38-5), Feb. 13, 1923  
vs. Albuquerque Business College (12-5), Jan. 12, 1911  
vs. Albuquerque Miners (5-4), Dec. 12, 1902  
vs. Albuquerque Miners (5-16), Feb. 6, 1903

**FEWEST POINTS / GAME / SHOT CLOCK ERA**

34 at San Diego State (34-55), Jan. 26, 2013

**FEWEST POINTS / GAME / BOTH TEAMS**

9 vs. Albuquerque Miners (5-4), Dec. 12, 1902

**FEWEST POINTS / GAME / BOTH TEAMS / SHOT CLOCK ERA**

85 at USC (44-41), Dec. 10, 2011  
86 vs. Wyoming (48-38), Feb. 11, 2012  
86 vs. Colorado State (44-42), Jan. 28, 1985\*

**MOST POINTS / CONFERENCE GAME**

119 at Wyoming (119-114), Feb. 20, 2018

**MOST POINTS / CONFERENCE GAME / ONE HALF**

64 vs. Colorado State (2nd half), Mar. 2, 1978  
64 at Wyoming (2nd half), Feb. 20, 2018

**MOST POINTS / CONFERENCE GAME / BOTH TEAMS**

233 New Mexico (119), Wyoming (114), Feb. 20, 2018  
209 Nevada (105), New Mexico (104), Jan. 7, 2017 (OT)

**FEWEST POINTS / CONFERENCE GAME**

32 vs. Utah, Jan. 31, 1976

**FEWEST POINTS / CONFERENCE GAME / SHOT CLOCK ERA**

34 at San Diego State (34-55), Jan. 26, 2013

**FEWEST POINTS / CONFERENCE GAME / BOTH TEAMS / SHOT CLOCK ERA**

86 vs. Wyoming (48-38), Feb. 11, 2012  
86 vs. Colorado State (44-42), Jan. 28, 1985\*

\*45-second shot clock

**Season**

**MOST POINTS / SEASON**

2,828, 1987-88 (80.8 points per game)

**HIGHEST AVERAGE / SEASON**

97.5 ppg, 1977-78 (2,731 points in 28 games)

**FEWEST POINTS / SEASON**

6, 1899-1900 (1 game)

**FEWEST POINTS / SEASON / SHOT CLOCK ERA**

1,939, 2005-06 (30 game)

**LOWEST AVERAGE / SEASON / SHOT CLOCK ERA**

62.0 in 2014-15 (1,921 points in 31 games)

**MOST POINTS / CONFERENCE SEASON**

1,507, 2017-18 (83.7 ppg)

**HIGHEST AVERAGE / CONFERENCE SEASON**

92.4 ppg, 1977-78 (1,293 in 14 games)

**FEWEST POINTS / CONFERENCE SEASON**

619, 1962-63 (61.9 ppg)

**LOWEST AVERAGE / CONFERENCE SEASON / SHOT CLOCK ERA**

60.3, 2014-15 (1,086 in 18 games)

**New Mexico's 100-Point Games**

SCORE	OPPONENT	DATE	SCORE	OPPONENT	DATE
147-76	Northern New Mexico	Nov. 11, 2017	106-53	New Mexico Highlands	Nov. 26, 1982
136-99	Texas-Arlington	Nov. 23, 1990	106-65	Colorado	Nov. 14, 2006
132-95	U.S. International	Dec. 3, 1985	105-83	Arizona State	Feb. 24, 1968
129-98	Arizona	Feb. 26, 1979	105-61	North Dakota	Dec. 8, 1973
127-101	Alaska-Anchorage	Dec. 17, 1977	105-85	East Texas State	Dec. 6, 1980
126-104	Kentucky State	Dec. 5, 1977	105-89	vs. Cal State Northridge	Nov. 25, 2016
125-73	New Mexico Highlands	Nov. 29, 1977	104-53	Missouri Baptist	Nov. 28, 1981
124-92	Central Florida	Dec. 16, 1978	104-81	Vermont	Dec. 29, 1977
122-74	New Mexico Highlands	Nov. 24, 1978	104-112, L	New Mexico State (2OT)	Dec. 11, 1993
122-84	New Mexico Highlands	Nov. 26, 1982	104-99	Fresno State (3OT)	March 8, 1996
122-105	Stephen F. Austin	Nov. 27, 1994	104-105, L	Nevada	Jan. 7, 2017
121-82	New Mexico Highlands	Nov. 26, 1976	103-74	Abilene Christian	Dec. 15, 1972
121-62	Eastern Washington	Dec. 3, 1993	103-85	Arizona	Feb. 9, 1978
120-70	Idaho	Nov. 25, 1977	103-92	Arizona State	Feb. 11, 1978
119-114	at Wyoming	Feb. 20, 2018	103-71	Morgan State	Nov. 23, 1984
117-120, L	UNLV (2OT)	March 7, 2002	103-71	Nebraska-Omaha	Nov. 14, 2017
117-94	Eastern Washington	Dec. 18, 1978	103-112, L	at New Mexico State	Dec. 1, 1976
115-72	Houston Baptist	Dec. 13, 1973	103-70	San Jose State	March 5, 1997
113-69	East Texas State	Dec. 1, 1981	103-70	Ole Miss	Dec. 13, 2008
113-84	at Hawai'i	Dec. 11, 1976	103-47	University of the Southwest	Dec. 30, 2018
113-89	Utah	Jan. 28, 1978	102-58	Eastern New Mexico	Feb. 13, 1954
112-61	Holy Cross	Dec. 29, 1997	102-32	Howard Payne	Dec. 23, 1964
112-100	West Texas State	Dec. 4, 1979	102-74	Arizona	Feb. 22, 1968
112-98	Idaho State	Nov. 22, 1991	102-80	Utah	March 1, 1969
111-83	Cameron College	Dec. 5, 1973	102-65	Texas Tech	Dec. 21, 1973
111-88	Colorado State	March 2, 1978	102-68	Minnesota	Dec. 29, 1973
111-89	Cal State Los Angeles	Dec. 3, 1975	102-89	Puget Sound	Jan. 4, 1978
110-70	Eastern New Mexico	Jan. 18, 1977	102-98	at Nevada-Las Vegas	Jan. 7, 1978
110-100	Nevada-Las Vegas	Feb. 23, 1979	102-99	Nevada-Las Vegas	Jan. 27, 1979
110-92	Hawai'i	Feb. 13, 1987	102-89	Brigham Young	Jan. 10, 1987
110-93	at Miami, Fla.	Feb. 1, 1989	102-72	San Diego State	March 2, 1989
110-49	Eastern New Mexico	Dec. 6, 1994	102-71	Sacramento State	Dec. 19, 1998
109-56	Columbia	Dec. 28, 1973	102-59	SE Missouri State	Nov. 14, 2008
109-82	Portland State	Jan. 5, 1977	102-62	Cal State Bakersfield	Jan. 5, 2011
109-93	Charleston Southern	Nov. 17, 2013	101-73	Arizona	Dec. 4, 1982
108-59	Midwestern State	Nov. 27, 1981	101-57	Simon Fraser	Nov. 21, 1993
108-87	at Colorado State	Feb. 28, 2018	101-94	Texas-Pan American	Dec. 9, 1998
108-84	Rider	Dec. 23, 1987	101-68	Miss. Valley St.	Dec. 28, 2004
107-36	Dartmouth	Dec. 29, 1972	101-96	Pepperdine	Dec. 29, 2006
107-104	San Diego State	Dec. 20, 1976	100-63	Occidental	Dec. 13, 1968
107-87	Boston U.	Dec. 30, 1980	100-104, L	at Arizona State	Dec. 2, 1978
107-59	Tennessee State	Dec. 21, 1991	100-98	San Diego State	Jan. 30, 1981
107-72	Mercer	Nov. 25, 1995	100-120, L	at Oklahoma	Dec. 20, 1988
107-54	Simon Fraser	Nov. 18, 1996	100-75	Prairie View A&M	Feb. 3, 1988
107-49	Western New Mexico	Jan. 22, 2003	100-64	Eastern New Mexico	Feb. 22, 1989
107-88	Houston Baptist	Dec. 22, 2019	100-55	Wyoming	Feb. 9, 2008
106-78	New Mexico State	Dec. 21, 1977			
106-91	New Mexico Highlands	Dec. 10, 1986			
106-89	at Wyoming	Jan. 14, 1989			

UNM Record: 89-6

L - UNM scored 100+points and lost

**Opponents' 100-Point Games**

SCORE	OPPONENT	DATE	SCORE	OPPONENT	DATE
121-96	UNLV	Jan. 7, 1977	104-85	Wyoming	Feb. 18, 1966
120-117	UNLV (2OT)	Mar. 7, 2002	105-104	Nevada (OT)	Jan. 7, 2017
120-100	Oklahoma	Feb. 20, 1988	103-91	Wyoming	Feb. 15, 2003
117-83	Utah State	Dec. 29, 1979	103-84	New Mexico State	Dec. 22, 1979
114-119, W	Wyoming	Feb. 20, 2018	103-72	Utah State	Mar. 3, 1960
112-104	New Mexico State (2OT)	Dec. 11, 1993	103-39	Southern Cal	Dec. 18, 1954
112-103	New Mexico State	Dec. 1, 1976	103-72	New Mexico State	Dec. 5, 2006
112-81	Utah	Jan. 14, 1960	101-127, W	Alaska-Anchorage	Dec. 17, 1977
111-66	Utah	Jan. 12, 1961	101-90	Utah	Jan. 11, 1979
108-78	Utah State	Mar. 3, 1961	101-86	New Mexico State	Dec. 11, 1982
107-96	Iowa State	Nov. 28, 1987	101-74	Utah	Feb. 16, 1956
107-90	Texas-El Paso	Jan. 31, 1987	101-61	Wyoming	Jan. 10, 1958
107-88	Arizona	Dec. 22, 1978	100-112, W	West Texas State	Dec. 4, 1979
107-86	Oklahoma City	Jan. 29, 1957	100-110, W	Nevada-Las Vegas	Feb. 23, 1979
107-79	Denver	Jan. 30, 1960	100-96	Oklahoma	Dec. 8, 1988
106-83	Denver	Feb. 27, 1960	100-92	Air Force	Feb. 10, 2018
106-41	UCLA	Dec. 22, 1954	100-83	Brigham Young	Jan. 13, 1979
105-72	Colorado State	Jan. 15, 2020	100-68	Nevada-Las Vegas	Feb. 26, 1982
105-122, W	Stephen F. Austin	Nov. 27, 1994	100-65	New Mexico State	Dec. 4, 2018
104-126, W	Kentucky State	Dec. 5, 1977	100-64	Detroit	Dec. 28, 1959
104-107, W	San Diego State	Dec. 20, 1976			
104-100	Arizona State	Dec. 2, 1978			
104-96	Tennessee Tech	Nov. 21, 2017			

UNM Record: 7-36

W - denotes games opponent scored 100+points but UNM won

**Game**

**MOST POINTS / GAME**

50, Marvin Johnson vs. Colorado State, March 2, 1978

**MOST POINTS / CONFERENCE GAME**

50, Marvin Johnson vs. Colorado State, March 2, 1978

**MOST POINTS / CONSECUTIVE GAMES**

82, Toby Roybal, Jan. 7-11, 1956 (37 Wyoming, 45 Montana)  
 82, Marvin Johnson, March 2-4, 1978 (50 Colorado State, 32 Wyoming)  
 82, Ruben Douglas, Feb. 24-March 1, 2003 (43 at San Diego State, 39 Utah)

**MOST POINTS / THREE CONSECUTIVE GAMES**

112, Toby Roybal, Jan. 7-12, 1956, 1956 (37 Wyoming, 45 Montana, 30 Montana)  
 111, Ruben Douglas, Jan. 27-Feb 3, 2003 (40 San Diego State, 39 at BYU, 32 at Utah)

**MOST POINTS / FOUR CONSECUTIVE GAMES**

146, Ruben Douglas, Feb. 1-15, 2003 (39 at BYU, 32 at Utah, 32 Air Force, 43 Wyoming)

**MOST POINTS / ROAD GAME**

46, Kendall Williams at Colorado State, Feb. 23, 2013

**MOST POINTS / SEASON**

784, Kenny Page, 1979-80 (28 games)

**MOST POINTS / CONFERENCE SEASON**

449, Ruben Douglas, 2002-03 (14 games)

**MOST POINTS / CAREER**

1,993, Charles Smith, 1994-97

**MOST POINTS / CONFERENCE CAREER**

1,065, Charles Smith, 1994-97

**HIGHEST AVERAGE / SEASON**

28.0, Kenny Page, 1979-80  
 27.96, Ruben Douglas, 2002-03  
 24.1, Kenny Page, 1980-81  
 24.0, Marvin Johnson, 1977-78  
 23.9, Willie Long, 1969-70  
 23.9, Willie Long, 1970-71

**HIGHEST AVERAGE / CONFERENCE SEASON**

32.1, Ruben Douglas, 2002-03

**HIGHEST AVERAGE / CAREER**

26.2, Kenny Page, 1978-81  
 21.9, Marvin Johnson, 1975-78  
 20.7, Ruben Douglas, 1999-03  
 20.25, Elijah Brown, 2015-17  
 19.96, Mel Daniels, 1964-67  
 19.94, Johnny Brown, 1983-86  
 19.8, Willie Long, 1968-71  
 19.1, Danny Granger, 2003-05

**20-POINT GAMES / SEASON**

26, Ruben Douglas, 2002-03

**30-POINT GAMES / SEASON**

12, Kenny Page, 1979-80

**40-POINT GAMES / SEASON**

3, Ruben Douglas, 2002-03

**CONSECUTIVE 20-POINT GAMES / SEASON**

16, Ruben Douglas, Jan. 4-March 3, 2003

**CONSECUTIVE 30-POINT GAMES / SEASON**

5, Kenny Page, Jan. 23-Feb. 7, 1980  
 5, Ruben Douglas, Jan. 27-Feb. 17, 2003

**GAMES IN DOUBLE FIGURES / SEASON**

35, Hunter Greene, 1986-87

**GAMES IN DOUBLE FIGURES / CAREER**

105, Kenny Thomas, 1995-99

**CONSECUTIVE GAMES IN DOUBLE FIGURES / CAREER**

61, Luc Longley, 1987-91

**Year-by-Year Scoring Leaders**

Year	Player	Games	Points	Avg.
1946-47	L. C. Cozzens	19	260	13.7
1947-48	L. C. Cozzens	29	324	11.2
1948-49	Ned Wallace	23	292	12.7
1949-50	Larry Tuttle	24	247	10.3
1950-51	Frank Kremer	24	242	10.1
1951-52	Larry Tuttle	25	345	14.4
1952-53	Toby Roybal	14	177	12.6
1953-54	Toby Roybal	22	343	15.6
1954-55	Ray Esquibel	24	298	12.4
1955-56	Toby Roybal	22	448	20.4
1956-57	John Teel	21	334	15.8
1957-58	John Teel	24	339	14.2
1958-59	Gig Brummell	22	233	10.5
1959-60	Francis Grant	25	481	19.2
1960-61	Francis Grant	25	392	15.7
1961-62	Francis Grant	26	410	15.8
1962-63	Ira Harge	25	527	21.1
1963-64	Ira Harge	29	489	16.8
1964-65	Mel Daniels	27	467	17.0
1965-66	Mel Daniels	23	489	21.2
1966-67	Mel Daniels	27	581	21.5
1967-68	Ron Nelson	28	546	19.5
1968-69	Greg Howard	20	393	19.7
1969-70	Willie Long	26	621	23.9
1970-71	Willie Long	26	621	23.9
1971-72	Mike Faulkner	26	427	16.4
1972-73	Darryl Minniefield	27	354	13.1
1973-74	Bernard Hardin	28	480	17.1
1974-75	Bill Hagins	26	387	14.9
1975-76	Larry Gray	24	343	14.3
1976-77	Marvin Johnson	29	573	19.8
1977-78	Marvin Johnson	28	673	24.0
1978-79	Phil Abney	29	469	16.2
1979-80	Kenny Page	28	784	28.0
1980-81	Kenny Page	25	603	24.1
1981-82	Phil Smith	28	446	15.9
1982-83	Tim Garrett	29	363	12.5
1983-84	Tim Garrett	35	540	15.4
1984-85	Johnny Brown	27	508	18.8
1985-86	Johnny Brown	31	649	20.9
1986-87	Hunter Greene	35	740	21.1
1987-88	Charlie Thomas	36	613	17.0
1988-89	Charlie Thomas	33	545	16.5
1989-90	Luc Longley	34	627	18.4
1990-91	Luc Longley	30	574	19.1
1991-92	Willie Banks	33	451	13.2
1992-93	Ike Williams	31	492	15.9
1993-94	Greg Brown	31	599	19.3
1994-95	Charles Smith	30	461	15.9
1995-96	Charles Smith	33	642	19.5
1996-97	Charles Smith	33	577	17.5
1997-98	Kenny Thomas	32	539	16.8
1998-99	Kenny Thomas	26	464	17.8
1999-00	Lamont Long	32	598	18.7
2000-01	Ruben Douglas	28	455	16.3
2001-02	Ruben Douglas	30	544	18.1
2002-03	Ruben Douglas	28	783	28.0
2003-04	Danny Granger	22	429	19.5
2004-05	Danny Granger	30	565	18.8
2005-06	Mark Walters	30	465	15.5
2006-07	J.R. Giddens	26	412	15.8
2007-08	J.R. Giddens	33	537	16.3
2008-09	Tony Danridge	34	508	14.9
2009-10	Darlington Hobson	35	555	15.9
2010-11	Dairese Gary	33	466	14.1
2011-12	Drew Gordon	35	481	13.7
2012-13	Kendall Williams	34	453	13.3
2013-14	Cameron Bairstow	34	694	20.4
2014-15	Deshawn Delaney	30	351	11.7
2015-16	Elijah Brown	32	694	21.7
2016-17	Elijah Brown	27	582	18.8
2017-18	Sam Logwood	26	338	13.0
2018-19	Anthony Mathis	32	461	14.4
2019-20	JaQuan Lyle	29	433	14.9

Game				
Rk.	Pts.	Player	Opponent	Date
1.	50	Marvin Johnson	Colorado State	March 2, 1978
2.	47	Kenny Page	Illinois Tech	Dec. 21, 1979
3.	46	Kendall Williams	Colorado State	Feb. 23, 2013
	46	Marvin Johnson	Kentucky State	Dec. 5, 1977
5.	45	Toby Roybal	Montana	Jan. 11, 1956
6.	44	Kenny Page	Texas-El Paso	March 1, 1980
	44	Kenny Page	Brigham Young	Jan. 15, 1981
8.	43	Ruben Douglas	Wyoming	Feb. 15, 2003
	43	Ruben Douglas	San Diego State	Feb. 24, 2003
10.	42	Greg Brown	Texas-El Paso	Feb. 5, 1994
11.	41	Ben Monroe	Brigham Young	Feb. 23, 1967
	41	Willie Long	Brigham Young	Jan. 29, 1970
	41	Elijah Brown	Fresno State	Feb. 27, 2016
13.	40	Ruben Douglas	UNLV	Jan. 27, 2003
14.	39	Mel Daniels	Texas Tech	Dec. 11, 1965
	39	Kenny Page	San Diego State	Feb. 14, 1980
	39	Lamont Long	Alcorn State	Nov. 27, 1999
	39	Ruben Douglas	BYU	Feb. 1, 2003
	39	Ruben Douglas	Utah	March 1, 2003
19.	38	Bill Morgan	Hawai'i	Dec. 18, 1965
	38	Kenny Page	Colorado State	Feb. 7, 1980
	38	Kenny Page	Air Force	Feb. 28, 1981
22.	37	Charles Smith	Hawai'i	Feb. 22, 1997
23.	36	Ira Harge	Brigham Young	Feb. 8, 1963
	36	Willie Long	St. Joseph's (Pa.)	Dec. 19, 1969
	36	Johnny Brown	Alaska-Anchorage	Dec. 28, 1984
	36	Johnny Brown	San Diego State	March 1, 1986
	36	Ruben Douglas	Southern Utah	Dec. 21, 2002
	36	J.R. Giddens	Wyoming	Feb. 9, 2008
29.	35	Greg Howard	New Mexico State	Jan. 29, 1969
	35	Greg Howard	Arizona	Feb. 8, 1969
	35	Kenny Page	Arizona State	Dec. 13, 1980
	35	Vladimir McCrary	Texas-Arlington	Nov. 23, 1990
	35	Greg Brown	Brigham Young	Jan. 3, 1994
	35	Marlow White	Air Force	Feb. 24, 1994
	35	Ruben Douglas	Pacific	Nov. 23, 2001
	35	Ruben Douglas	Colorado State	Jan. 13, 2003

Career					
Rk.	Player	Years	Games	Points	Avg.
1.	Charles Smith	1994-97	126	1,993	15.8
2.	Kenny Thomas	1996-99	123	1,931	15.7
3.	Lamont Long	1997-00	124	1,840	14.8
4.	Clayton Shields	1995-98	128	1,837	14.4
5.	Kendall Williams	2010-14	137	1,813	13.2
6.	Ruben Douglas	2001-03	86	1,782	20.7
7.	Luc Longley	1988-91	132	1,769	13.4
8.	Hunter Greene	1984-88	127	1,745	13.7
9.	Rob Robbins	1988-91	133	1,739	13.1
10.	Willie Long	1969-71	78	1,542	19.8
11.	Mel Daniels	1965-67	77	1,537	19.9
12.	Phil Smith	1981-84	105	1,477	14.1
13.	Kelvin Scarborough	1984-87	130	1,469	11.3
14.	Dairese Gary	2007-11	135	1,458	10.8
15.	Willie Banks	1989-92	126	1,394	11.1
16.	Kenny Page	1980-81	53	1,387	26.2
17.	Francis Grant	1960-62	74	1,283	17.3
18.	Eijah Brown	2015-17	63	1,276	20.3
19.	Tony Danridge	2005-09	129	1,260	9.8
20.	Marvin Johnson	1977-78	57	1,246	21.9
21.	Cameron Bairstow	2010-14	134	1,239	9.2
22.	Mark Walters	2003-06	116	1,200	10.3
23.	Roman Martinez	2007-10	133	1,159	8.7
24.	Charlie Thomas	1988-89	69	1,158	16.8
25.	Johnny Brown	1985-86	58	1,157	19.9
26.	Phillip McDonald	2008-12	133	1,146	8.6
27.	David Chiotti	2003-06	118	1,145	9.7
28.	Ike Williams	1991-93	94	1,086	11.6
29.	Chad Toppert	2006-09	127	1,067	8.4
30.	Ira Harge	1962-64	54	1,016	18.8
31.	Rob Loeffel	1986-89	128	1,011	7.9
32.	Alex Kirk	2010-14	101	1,010	10.0
	Ron Becker	1967-69	80	1,010	12.6
34.	Hugh Greenwood	2011-15	130	1,006	7.7

Freshman Single-Season Scoring

Rk.	Points	Player	Year
1.	484	Kenny Thomas	1995-96
2.	406	Kendall Williams	2010-11
3.	346	John Robinson II	1998-99
4.	327	Makuach Maluach	2017-18
5.	321	Phil Smith	1980-81
6.	320	Rob Robbins	1987-88
7.	314	Clayton Shields	1994-95
8.	313	Charles Smith	1993-94
9.	307	Willie Banks	1988-89
10.	268	Lamont Long	1996-97

Season

Rk.	Player	Year	Games	Points	Avg.
1.	Kenny Page	1979-80	28	784	28.0
2.	Ruben Douglas	2002-03	28	783	28.0
3.	Hunter Greene	1986-87	35	740	21.1
4.	Cameron Bairstow	2013-14	34	694	20.4
	Elijah Brown	2015-16	32	694	21.7
6.	Marvin Johnson	1977-78	28	673	24.0
7.	Kelvin Scarborough	1986-87	35	660	18.9
8.	Johnny Brown	1985-86	31	649	20.9
9.	Charles Smith	1995-96	33	642	19.5
10.	Luc Longley	1989-90	34	627	18.4
11.	Willie Long	1969-70	26	621	23.9
	Willie Long	1970-71	26	621	23.9
13.	Charlie Thomas	1987-88	36	613	17.0
14.	Hunter Greene	1987-88	36	606	16.8
15.	Kenny Page	1980-81	25	603	24.1
16.	Greg Brown	1993-94	31	599	19.3
17.	Lamont Long	1999-00	32	598	18.7
18.	Elijah Brown	2016-17	27	582	18.8
19.	Mel Daniels	1966-67	27	581	21.5
20.	Charles Smith	1996-97	33	577	17.5

Most Points in a Game off the Bench

Pts.	Player	Opponent	Date
33	Elijah Brown	San José State	Jan. 23, 2016
29	Larry Belin	at Utah	Jan. 11, 1979
28	Willie Banks	George Washington	Dec. 27, 1988
28	J.R. Giddens	UNLV	Feb. 28, 2007
27	Phillip McDonald	Colorado State	Jan. 12, 2011
27	Steve Logan	Tennessee State	Dec. 21, 1991
26	Willie Banks	U. of San Francisco	Nov. 24, 1990
26	Brian Hayden	Cal State Northridge	Dec. 28, 1994
25	Larry Belin	New Mexico State	Dec. 9, 1978
25	Jamaal Williams	at UNLV	Feb. 22, 2003
25	Keith McGee	at San José State	Feb. 26, 2019
24	Willie Howard	Arizona State	Feb. 11, 1978
24	Jamaal Smith	at Wyoming	Jan. 5, 2008
24	Troy Simons	Nebraska-Omaha	Nov. 14, 2017
24	Sam Logwood	at Wyoming	Feb. 20, 2018
24	Troy Simons	at Wyoming	Feb. 20, 2018
24	Corey Manigault	vs McNeese	Nov. 16, 2019
23	Phil Abney	Puget Sound	Jan. 4, 1978
23	Willie Howard	at UTEP	Jan. 21, 1978
23	Willie Howard	BYU	Jan. 26, 1978
23	Willie Banks	at Tennessee	Dec. 5, 1989
23	Canonchet Neves	at Air Force	Feb. 27, 1993
23	Brian Hayden	U. of San Francisco	Nov. 17, 1994
23	Brian Smith	Cornell	Nov. 27, 1998
23	Anthony Mathis	at Bradley	Dec. 1, 2018



**Team**

**MOST REBOUNDS / GAME**

78 vs. Cal State-Los Angeles, Dec. 15, 1962

**MOST REBOUNDS / CONFERENCE GAME**

66 vs. Arizona, Jan. 9, 1965

**MOST REBOUNDS / SEASON**

1,480, 1976-77, (49.3 rebounds per game)

**HIGHEST AVERAGE / SEASON**

49.9 1964-65, (1,347 rebounds in 27 games)

**HIGHEST AVERAGE / CONFERENCE SEASON**

48.4 1966-67 (484 rebounds in 10 games)

**Individual**

**MOST REBOUNDS / GAME**

26 Tom King vs. Wyoming, Feb. 13, 1960

**MOST REBOUNDS / CONFERENCE GAME**

23 Drew Gordon vs. Utah, Feb. 19, 2011  
23 Darryl Minniefield vs. Utah, March 3, 1972

**MOST REBOUNDS / SEASON**

388 Drew Gordon, 2011-12 (35 games)

**MOST REBOUNDS / CONFERENCE SEASON**

190 Lewis LaMar, 1993-94

**MOST REBOUNDS / CAREER**

1,032 Kenny Thomas, 1995-99

**MOST REBOUNDS / CONFERENCE CAREER**

512 Kenny Thomas, 1996-99

**HIGHEST AVERAGE / SEASON**

16.3 Tom King, 1960-61

**HIGHEST AVERAGE / CONFERENCE SEASON**

13.0 Willie Long, 1969-70

**HIGHEST AVERAGE / CAREER**

15.6 Tom King, 1958-61

**HIGHEST AVERAGE / CONFERENCE CAREER**

11.5 Drew Gordon, 2011-12

**1,000 Points and 500 Rebounds**

*In the history of basketball at the University of New Mexico, only 16 players have eclipsed 1,000 points and 500 rebounds in their careers. Hugh Greenwood was the last to surpass the barrier.*

Player	Years	Pts.	Reb.
Francis Grant	1959-62	1,283	545
Ira Harge	1962-64	1,016	636
Mel Daniels	1964-67	1,537	853
Willie Long	1968-71	1,542	800
Hunter Greene	1983-88	1,745	622
Rob Loeffel	1985-89	1,011	551
Charlie Thomas	1987-89	1,158	529
Luc Longley	1987-91	1,769	922
Charles Smith	1993-97	1,993	574
Clayton Shields	1994-98	1,837	758
Kenny Thomas	1995-99	1,931	1,032
Lamont Long	1998-00	1,840	698
David Chiotti	2002-06	1,145	612
Roman Martinez	2006-10	1,159	633
Cameron Bairstow	2010-14	1,239	637
Alex Kirk	2010-14	1,010	685
Hugh Greenwood	2011-15	1,006	620

**Year-by-Year Rebounding Leaders**

Year	Player	Games	Rebs.	Avg.
1950-51	Frank Kremer	24	201	8.4
1951-52	not available			
1952-53	Russ Nystedt	23	145	6.3
1953-54	Russ Nystedt	22	196	8.9
1954-55	Bruce Wilson	24	194	8.0
1955-56	John Teel	21	208	9.9
1956-57	John Teel	21	222	10.5
1957-58	John Teel	24	204	8.5
1958-59	Fred Sims	22	209	9.5
1959-60	Tom King	25	374	14.9
1960-61	Tom King	23	375	16.3
1961-62	Mike Lucero	26	239	9.2
1962-63	Ira Harge	25	331	13.2
1963-64	Ira Harge	29	305	10.5
1964-65	Mel Daniels	27	302	11.2
1965-66	Mel Daniels	23	238	10.3
1966-67	Mel Daniels	27	313	11.6
1967-68	Greg Howard	25	243	9.7
1968-69	Ron Sanford	26	228	8.8
1969-70	Willie Long	26	335	12.9
1970-71	Willie Long	26	277	10.6
1971-72	Darryl Minniefield	26	255	9.8
1972-73	Darryl Minniefield	27	264	9.8
1973-74	Bill Hagins	28	253	9.0
1974-75	Bill Hagins	26	301	11.6
1975-76	Larry Gray	24	250	10.4
1976-77	Jimmy Allen	30	261	8.7
1977-78	Jimmy Allen	28	192	6.9
1978-79	Larry Belin	28	187	6.7
1979-80	Jim Williams	28	207	7.4
1980-81	Jerome Henderson	23	180	7.8
1981-82	Larry Tarrance	28	163	5.8
1982-83	George Scott	29	170	5.8
1983-84	Alan Dolensky	35	221	6.3
1984-85	George Scott	32	210	6.6
1985-86	Johnny Brown	31	234	7.5
1986-87	Hunter Greene	35	218	6.2
1987-88	Charlie Thomas	36	271	7.5
1988-89	Charlie Thomas	33	258	7.8
1989-90	Luc Longley	34	330	9.7
1990-91	Luc Longley	30	275	9.2
1991-92	Khari Jaxon	33	245	7.4
1992-93	Khari Jaxon	31	229	7.4
1993-94	Lewis LaMar	31	319	10.3
1994-95	Brian Hayden	30	144	4.8
1995-96	Kenny Thomas	33	256	7.8
1996-97	Kenny Thomas	32	220	6.9
1997-98	Kenny Thomas	32	297	9.3
1998-99	Kenny Thomas	26	259	10.0
1999-00	Damion Walker	32	194	6.1
2000-01	Wayland White	31	186	6.0
2001-02	Patrick Dennehy	30	225	7.5
2002-03	Ruben Douglas	28	185	6.6
2003-04	Danny Granger	22	197	9.0
2004-05	Danny Granger	30	266	8.9
2005-06	David Chiotti	30	188	6.3
2006-07	Aaron Johnson	32	235	7.3
2007-08	J.R. Giddens	33	290	8.8
2008-09	Daniel Faris	34	218	6.4
2009-10	Darlington Hobson	35	325	9.3
2010-11	Drew Gordon	26	273	10.5
2011-12	Drew Gordon	35	388	11.1
2012-13	Alex Kirk	35	282	8.1
2013-14	Alex Kirk	32	277	8.7
2014-15	Obji Aget	31	168	5.4
2015-16	Tim Williams	32	237	7.4
2016-17	Tim Williams	22	152	6.9
2017-18	Joe Furstinger	33	225	6.8
2018-19	Carlton Bragg	24	212	8.8
2019-20	Carlton Bragg	15	155	10.3

Game				
Rk.	Rebs.	Player	Opponent	Date
1.	26	Tom King	Wyoming	Feb. 13, 1960
2.	24	Tom King	Denver	Feb. 27, 1960
	24	Tom King	Wyoming	Feb. 11, 1961
4.	23	Drew Gordon	Utah	Feb. 19, 2011
	23	Darryl Minniefield	Utah	March 3, 1972
6.	22	Tom King	Wyoming	Jan. 7, 1960
	22	Tom King	Texas-El Paso	Dec. 10, 1960
	22	Ira Harge	Long Beach State	Dec. 14, 1962
	22	Lewis LaMar	Fresno State	Feb. 26, 1994
10.	21	Tom King	Denver	Feb. 22, 1961
	21	Tom King	No. Colorado	Dec. 15, 1960
	21	Mike Lucero	Brigham Young	March 1, 1962
	21	Bill Morgan	Arizona State	Feb. 5, 1966
	21	Mel Daniels	Loyola Marymount	Dec. 7, 1966
	21	Willie Long	Abilene Christian	Nov. 30, 1968
	21	Greg Howard	Arizona	Feb. 8, 1969
	21	Willie Long	New Mexico State	Dec. 16, 1969
	21	Larry Gray	Colorado	Nov. 29, 1975
	21	Larry Gray	Colorado State	Feb. 14, 1976

Season					
Rk.	Player	Year	Games	Rebs.	Avg.
1.	Drew Gordon	2011-12	35	388	11.1
2.	Tom King	1960-61	23	375	16.3
3.	Tom King	1959-60	25	374	14.9
4.	Willie Long	1969-70	26	335	12.9
5.	Ira Harge	1962-63	25	331	13.2
6.	Luc Longley	1989-90	34	330	9.7
7.	Darlington Hobson	2009-10	35	325	9.3
8.	Lewis LaMar	1993-94	31	319	10.3
9.	Mel Daniels	1966-67	27	313	11.6
10.	Ira Harge	1963-64	29	305	10.5
11.	Mel Daniels	1964-65	27	302	11.2
12.	Bill Hagins	1974-75	26	301	11.6
13.	Kenny Thomas	1997-98	32	297	9.3
14.	J.R. Giddens	2007-08	33	290	8.8
15.	Alex Kirk	2012-13	35	282	8.1
16.	Alex Kirk	2013-14	32	277	8.7
	Willie Long	1970-71	26	277	10.7
18.	Luc Longley	1990-91	30	275	9.2
19.	Drew Gordon	2010-11	26	273	10.5
20.	Charlie Thomas	1987-88	36	271	7.5

Freshman Rebound Leaders			
Rk.	Rebounds	Player	Year
1.	256	Kenny Thomas	1995-96
2.	157	Mark Walters	2002-03
3.	142	Clayton Shields	1994-95
	142	Jamaal Williams	2001-02
5.	138	Patrick Dennehy	2000-01
6.	135	Lamont Long	1996-97
7.	126	Alex Kirk	2010-11
8.	123	Hugh Greenwood	2011-12
9.	116	Michael Johnson	1980-81
10.	114	Rob Robbins	1987-88

Career					
Rk.	Player	Years	Games	Rebs.	Avg.
1.	Kenny Thomas	1995-99	123	1,032	8.4
2.	Luc Longley	1987-91	132	922	7.0
3.	Mel Daniels	1964-67	77	853	11.1
4.	Willie Long	1968-71	78	800	10.2
5.	Clayton Shields	1994-98	128	758	5.9
6.	Tom King	1959-61	48	749	15.6
7.	Lamont Long	1996-00	124	698	5.6
8.	Alex Kirk	2010-14	101	685	6.8
9.	Drew Gordon	2010-12	61	661	10.8
10.	Cameron Bairstow	2010-14	134	637	4.8
11.	Ira Harge	1962-64	54	636	11.8
12.	John Teel	1955-58	66	634	9.6
13.	Roman Martinez	2006-10	133	633	4.8
14.	Hunter Greene	1983-88	127	622	4.9
15.	Ben Monroe	1964-67	78	620	7.9
	Hugh Greenwood	2011-15	130	620	4.8
17.	David Chiotti	2002-06	118	612	5.2
18.	Ron Sanford	1966-69	79	582	7.4
19.	Charles Smith	1993-97	126	574	4.6
20.	Khari Jaxon	1990-93	89	572	6.4
21.	Bill Morgan	1964-67	78	570	7.3
22.	Bill Hagins	1973-75	54	554	10.3
23.	Mike Winters	1983-87	133	553	4.2
24.	Mike Lucero	1961-64	80	551	6.9
	Rob Loeffel	1985-89	128	551	4.3

**Double-Doubles**  
New Mexico Men's Basketball Double-Doubles  
(points-rebounds unless noted otherwise)

Season	Consecutive
1. 23 - Willie Long (1969-70)	(No season carry-over)
2. 20 - Ira Harge (1962-63)	1. 8 - Greg Howard (1968-69)
3. 19 - Mel Daniels (1966-67)	8 - Willie Long (1969-70)
19 - Drew Gordon (2011-12)	3. 7 - Ira Harge (1963-64)
5. 17 - Ira Harge (1963-64)	4. 6 - Alex Kirk (2013-14)
17 - Luc Longley (1989-90)	6 - Luc Longley (1989-90)
7. 16 - Kenny Thomas (1997-98)	6. 5 - Ira Harge (1962-63)
8. 14 - Alex Kirk (2013-14)	5 - Ira Harge (1962-63)
14 - Tom King (1959-60)	5 - Mel Daniels (1965-66)
14 - Willie Long (1970-71)	5 - Kenny Thomas (1997-98)
14 - Bill Hagins (1974-75)	10.4 - Ira Harge (1962-63)
14 - Darlington Hobson (2009-10)	4 - Mel Daniels (1966-67)
<b>Career</b>	4 - Mel Daniels (1966-67)
1. 44 - Mel Daniels (1964-67)	4 - Bill Hagins (1974-75)
2. 43 - Willie Long (1968-71)	4 - Bill Hagins (1974-75)
3. 41 - Kenny Thomas (1995-99)	4 - Darlington Hobson (2009-10)
4. 37 - Ira Harge (1962-64)	4 - Darlington Hobson (2009-10)
5. 35 - Luc Longley (1987-91)	4 - Drew Gordon (2010-11)
6. 32 - Drew Gordon (2010-12)	4 - Drew Gordon (2011-12)
7. 25 - Tom King (1959-61)	4 - Joe Furstinger (2017-18)
8. 24 - Alex Kirk (2010-14)	
24 - Darryl Minniefield (1971-73)	
24 - Bill Hagins (1973-75)	

**Team**

**MOST FIELD GOALS / GAME**

59 vs. Texas-Arlington, Nov. 23, 1990

**MOST FIELD GOALS ATTEMPTED / GAME**

105 vs. New Mexico Highlands, Nov. 26, 1976

**FIELD GOAL PERCENTAGE / GAME**

81.4 percent (35-43), vs. Oregon State, Nov. 30, 1985

**FIELD GOAL PERCENTAGE / HALF**

86.4 percent (19-22) vs. E. New Mexico, (2nd half), Feb. 22, 1989

**MOST FIELD GOALS / CONFERENCE GAME**

47 vs. Colorado State, March 2, 1978

**MOST FIELD GOALS ATTEMPTED / CONFERENCE GAME**

91 vs. Arizona, Feb. 8, 1973

**FIELD GOAL PERCENTAGE / CONFERENCE GAME**

71.1 percent (27-38), vs. Hawai'i, Jan. 26, 1991

**MOST FIELD GOALS / SEASON**

1,065, 1977-78

**MOST FIELD GOALS ATTEMPTED / SEASON**

2,162, 1976-77

**HIGHEST FIELD GOAL PERCENTAGE / SEASON**

54.5 percent (992-1,819), 1988-89

**MOST FIELD GOALS / CONFERENCE SEASON**

509, 1977-78

**MOST FIELD GOALS ATTEMPTED / CONFERENCE SEASON**

1,068, 2018-19

**HIGHEST FIELD GOAL PERCENTAGE / CONFERENCE SEASON**

57.0 percent (474-832), 1988-89

**Highest Single-Game FG Percentage**

Rk.	Pct.	FG-FGA	Opponent	Date
1.	81.4	35-43	Oregon State	Nov. 30, 1985
2.	74.6	44-59	Eastern New Mexico	Dec. 6, 1994
3.	71.1	27-38	Hawai'i	Jan. 26, 1991
4.	70.0	28-40	at Oregon State	Feb. 26, 1985
5.	69.2	27-39	at Air Force	Jan. 15, 2005
	69.2	36-52	at Brigham Young	Feb. 27, 1997
	69.2	36-52	Eastern New Mexico	Feb. 22, 1989
	69.2	36-52	Texas Tech	Dec. 6, 1962
9.	68.5	50-73	U.S. International	Dec. 3, 1985
10.	68.3	28-41	at New Mexico State	Dec. 10, 1987

**Individual**

**MOST FIELD GOALS / GAME**

21, Kenny Page vs. Illinois Tech, Dec. 29, 1979 (29 attempts)  
21, Marvin Johnson vs. Colorado State, March 2, 1978 (27 attempts)

**MOST FIELD GOALS ATTEMPTED / GAME**

39, Ben Monroe vs. Brigham Young, Feb. 23, 1967 (19 made)

**FIELD GOAL PERCENTAGE / GAME (Minimum 10 attempts)**

100.0 (12-12), Luc Longley vs. Texas-Arlington, Nov. 23, 1990  
100.0 (11-11), Johnny Brown vs. Air Force, Jan. 12, 1985

**MOST FIELD GOALS / CONFERENCE GAME**

21, Marvin Johnson vs. Colorado State, March 2, 1978 (27 attempts)

**MOST FIELD GOALS ATTEMPTED / CONFERENCE GAME**

39, Ben Monroe vs. Brigham Young, Feb. 23, 1967 (19 made)

**FIELD GOAL PERCENTAGE / CONFERENCE GAME (Min. 10 attempts)**

100.0 (11-11), Johnny Brown vs. Air Force, Jan. 12, 1985

**MOST FIELD GOALS / SEASON**

314, Kenny Page, 1979-80

**MOST FIELD GOALS ATTEMPTED / SEASON**

618, Kenny Page, 1979-80

**HIGHEST FIELD GOAL PERCENTAGE / SEASON**

65.9 (89-135), Rick Pokorski, 1973-74

**MOST FIELD GOALS / CONFERENCE SEASON**

156, Kenny Page, 1979-80


**MOST FIELD GOALS ATTEMPTED / CONFERENCE SEASON**

316, Kenny Page, 1979-80


**HIGHEST FIELD GOAL PERCENTAGE / CONFERENCE SEASON**

65.5 (125-191), Luc Longley, 1990-91


**Career Field Goal Percentage Leaders**



**George Scott**  
.622 (1983-85)



**Khari Jaxon**  
.593 (1991-93)



**Charlie Thomas**  
.590 (1988-89)

**Year-by-Year FG% Leaders**

Year	Player	FGM	FGA	Pct.
1950-51	Frank Kremer	88	224	.393
1951-52	Larry Tuttle	88	232	.379
1952-53	Marv Spallina	84	221	.380
1953-54	Marv Spallina	78	211	.370
1954-55	Oliver Lee	61	146	.415
1955-56	Toby Roybal	141	391	.361
1956-57	John Teel	134	312	.429
1957-58	John Teel	139	404	.344
1958-59	Vic Kline	63	175	.360
1959-60	Francis Grant	201	458	.439
1960-61	Francis Grant	158	370	.427
1961-62	Francis Grant	150	357	.420
1962-63	Ira Harge	196	362	.541
1963-64	Skip Kruzich	99	200	.495
1964-65	Mel Daniels	178	366	.480
1965-66	Mel Daniels	191	394	.485
1966-67	Mel Daniels	225	468	.481
1967-68	Ron Sanford	165	321	.514
1968-69	Greg Howard	155	277	.560
1969-70	Willie Long	237	467	.506
1970-71	Willie Long	214	428	.500
1971-72	Darryl Minniefield	124	239	.519
1972-73	Darryl Minniefield	156	260	.600
1973-74	Rich Pokorski	89	135	.659
1974-75	Rich Pokorski	124	229	.541
1975-76	Mike Patterson	141	277	.546
1976-77	Jimmy Allen	115	206	.558
1977-78	Jimmy Allen	91	161	.565
1978-79	Larry Belin	166	314	.529
1979-80	Kenny Page	314	618	.508
1980-81	Jerome Henderson	140	247	.567
1981-82	Don Brkovich	142	261	.544
1982-83	George Scott	112	171	.655
1983-84	Nelson Franse	174	312	.558
1984-85	George Scott	168	279	.602
1985-86	Johnny Brown	255	460	.554
1986-87	Kelvin Scarborough	215	402	.535
1987-88	Charlie Thomas	245	435	.563
1988-89	Charlie Thomas	227	365	.622
1989-90	Kurt Miller	154	269	.573
1990-91	Luc Longley	229	349	.656
1991-92	Khari Jaxon	138	218	.633
1992-93	Khari Jaxon	152	269	.565
1993-94	Lewis LaMar	77	144	.535
1994-95	Brian Hayden	101	186	.543
1995-96	Kenny Thomas	170	214	.578
1996-97	Lamont Long	98	184	.533
1997-98	Royce Olney	119	222	.536
1998-99	Kenny Thomas	162	297	.545
1999-00	Damion Walker	131	237	.553
2000-01	Wayland White	124	237	.523
2001-02	Jamaal Williams	98	189	.519
2002-03	Jamaal Williams	130	261	.498
2003-04	David Chiotti	125	228	.548
2004-05	David Chiotti	129	239	.540
2005-06	David Chiotti	128	246	.520
2006-07	Aaron Johnson	80	145	.552
2007-08	J.R Giddens	210	407	.516
2008-09	Daniel Faris	146	278	.525
2009-10	A.J. Hardeman	100	188	.532
2010-11	Drew Gordon	138	262	.527
2011-12	Drew Gordon	188	347	.542
2012-13	Alex Kirk	157	318	.494
2013-14	Cameron Bairstow	237	426	.556
2014-15	Obj Aget	81	145	.559
2015-16	Obj Aget	89	139	.640
2016-17	Obj Aget	78	128	.609
2017-18	Joe Furstinger	117	211	.555
	Makuach Maluach	117	211	.555
2018-19	Carlton Bragg	92	185	.497
2019-20	Corey Manigault	150	275	.545

(Minimum of two made field goals per game)

**Field Goals**

**FIELD GOALS MADE / SEASON**

Rk.	Player	Year	No.
1.	Kenny Page	1979-80	314
2.	Marvin Johnson	1977-78	270
3.	Hunter Greene	1986-87	264
4.	Johnny Brown	1985-86	255
5.	Charlie Thomas	1987-88	245
6.	Kenny Page	1980-81	239
7.	Cameron Bairstow	2013-14	237
	Willie Long	1969-70	237
9.	Luc Longley	1989-90	233
10.	Charles Smith	1995-96	233

**FIELD GOALS ATTEMPTED / SEASON**

Rk.	Player	Year	No.
1.	Kenny Page	1979-80	618
2.	Hunter Greene	1986-87	570
3.	Ruben Douglas	2002-03	549
4.	Kenny Page	1980-81	525
5.	Charles Smith	1995-96	506
6.	Marvin Johnson	1977-78	497
7.	Hunter Greene	1987-88	492
8.	Ron Nelson	1967-68	487
9.	Lamont Long	1999-00	471
10.	Mel Daniels	1966-67	468

**FIELD GOALS MADE / CAREER**

Rk.	Player	Years	No.
1.	Charles Smith	1993-97	737
2.	Luc Longley	1987-81	696
3.	Kenny Thomas	1995-99	666
4.	Hunter Greene	1983-88	650
5.	Lamont Long	1996-00	647
6.	Clayton Shields	1994-98	641
7.	Mel Daniels	1964-67	594
8.	Rob Robbins	1987-91	583
9.	Willie Long	1968-71	560
10.	Kenny Page	1979-81	553

**FIELD GOALS ATTEMPTED / CAREER**


Rk.	Player	Years	No.
1.	Charles Smith	1993-97	1,640
2.	Hunter Greene	1983-88	1,429
3.	Clayton Shields	1994-98	1,359
4.	Lamont Long	1996-00	1,427
5.	Ruben Douglas	2000-03	1,291
6.	Rob Robbins	1987-91	1,256
7.	Kenny Thomas	1995-99	1,240
8.	Mel Daniels	1964-67	1,228
9.	Francis Grant	1959-62	1,221
10.	Kendall Williams	2010-14	1,216

**FIELD GOAL PERCENTAGE / SEASON (Min. 3 FG/Game)**

Rk.	Player	Year	FG-FGA	Pct.
1.	Rich Pokorski	1973-74	89-135	.659
2.	Luc Longley	1990-91	229-349	.656
3.	George Scott	1982-83	112-171	.655
4.	Khari Jaxon	1991-92	138-218	.633
5.	Charlie Thomas	1988-89	227-365	.622
6.	George Scott	1984-85	168-229	.602
7.	Tim Williams	2015-16	215-356	.604
8.	Darryl Minniefield	1972-73	156-260	.600
9.	Johnny Brown	1984-85	168-279	.587
10.	Vladimir McCrary	1990-91	96-165	.582

**FIELD GOAL PERCENTAGE / CAREER (400 attempts)**


Rk.	Player	Years	FG-FGA	Pct.
1.	George Scott	1982-85	280-450	.622
2.	Obj Aget	2013-17	262-438	.598
3.	Khari Jaxon	1990-93	368-621	.593
4.	Charlie Thomas	1987-89	472-800	.590
5.	Luc Longley	1987-91	696-1,187	.586
6.	Tim Williams	2015-17	364-621	.586
7.	Johnny Brown	1984-86	464-816	.569
8.	Darryl Minniefield	1971-73	280-499	.561
9.	Damion Walker	1998-00	220-407	.540
10.	Kurt Miller	1987-91	267-495	.539



**Rich Pokorski**



**David Chiotti**



**Jimmie Allen**

**Team**

**MOST 3-POINT FIELD GOALS / GAME**

20 vs. Santa Clara, Nov. 13, 2004

**MOST 3-POINT FIELD GOALS ATTEMPTED / GAME**

42 vs. New Mexico State, Dec. 11, 1993

**3-POINT FIELD GOAL PERCENTAGE / GAME**

81.8 percent (9-11) vs. Texas Tech, December 15, 2007

**MOST 3-POINT FIELD GOALS / CONFERENCE GAME**

17 vs. Utah, Feb. 24, 2007

**MOST 3-POINT FIELD GOALS ATTEMPTED / CONFERENCE GAME**

37 at Fresno State, Feb. 2, 2019

**3-POINT FIELD GOAL PERCENTAGE / CONFERENCE GAME**

77.8 percent (7-9) at TCU, Jan. 24, 2009

**MOST 3-POINT FIELD GOALS / SEASON**

367, 2017-18

**MOST 3-POINT FIELD GOALS ATTEMPTED / SEASON**

979, 2017-18

**HIGHEST 3-POINT FIELD GOAL PERCENTAGE / SEASON**

43.4 percent (157-362), 1988-89

**MOST 3-POINT FIELD GOALS / CONFERENCE SEASON**

202, 2017-18

**MOST 3-POINT FIELD GOALS ATTEMPTED / CONFERENCE SEASON**

506, 2017-18

**HIGHEST 3-POINT FIELD GOAL PERCENTAGE / CONFERENCE SEASON**

45.7 (69-151), 1988-89 (16 games)

**Year-by-Year 3-pt FG% Leaders**

Year	Player	FGM	FGA	Pct.
1986-87	Kelly Graves	71	166	.428
1987-88	Rob Robbins	40	100	.400
1988-89	Rob Robbins	83	169	.491
1989-90	Darrell McGee	58	149	.389
1990-91	Rob Robbins	71	170	.418
1991-92	Willie Banks	33	76	.434
1992-93	Ike Williams	71	155	.458
1993-94	Greg Brown	80	192	.417
1994-95	Clayton Shields	32	88	.364
1995-96	Royce Olney	38	87	.437
1996-97	Clayton Shields	96	226	.425
1997-98	Royce Olney	80	156	.513
1998-99	Kevin Henry	102	239	.427
1999-00	Lamont Long	57	154	.370
2000-01	Ruben Douglas	58	143	.406
2001-02	Tim Lightfoot	39	80	.488
2002-03	Javin Tindall	53	126	.421
2003-04	Troy DeVries	54	121	.446
2004-05	Troy DeVries	93	206	.451
2005-06	Mark Walters	57	151	.377
2006-07	Chad Toppert	85	183	.464
2007-08	Jamaal Smith	38	78	.487
2008-09	Roman Martinez	69	165	.418
2009-10	Roman Martinez	99	240	.413
2010-11	Kendall Williams	55	129	.426
2011-12	Phillip McDonald	47	107	.439
2012-13	Tony Snell	64	164	.390
2013-14	Kendall Williams	63	162	.389
2014-15	Hugh Greenwood	72	211	.341
2015-16	Elijah Brown	89	226	.394
2016-17	Elijah Brown	68	206	.330
2017-18	Anthony Mathis	98	207	.473
2018-19	Anthony Mathis	106	255	.416
2019-20	Keith McGee	31	85	.365

(minimum 76 attempts)

**Individual**

**MOST 3-POINT FIELD GOALS / GAME**

10, Kendall Williams at Colorado State, Feb. 23, 2013

9, Ruben Douglas vs. Pacific, Nov. 23, 2001

9, Javin Tindall at UNLV, Jan. 31, 2004

8, Marlow White vs. Simon Fraser, Nov. 21, 1993

8, Clayton Shields vs. TCU, Jan. 5, 1998

8, Royce Olney vs. UTEP, Feb. 19, 1998

8, Ruben Douglas vs. UNLV, Jan. 27, 2003

8, Roman Martinez vs. San Diego, Dec. 9, 2009

**MOST 3-POINT FIELD GOALS ATTEMPTED / GAME**

17, Elijah Brown at Air Force, Feb. 20, 2016

15, Rob Robbins vs. Wyoming, Jan. 5, 1991

15, Ruben Douglas vs. UNLV, Jan. 27, 2003

15, Anthony Mathis vs. Central Arkansas, Dec. 16, 2018

**3-POINT FIELD GOAL PERCENTAGE / GAME (Minimum 5 made)**

1.000 (5-5), Anthony Mathis vs. Fresno State, March 3, 2018

88.9 (8-9), Clayton Shields vs. TCU, Jan. 5, 1998

88.9 (8-9), Roman Martinez vs. San Diego, Dec. 9, 2009

**MOST 3-POINT FIELD GOALS / CONFERENCE GAME**

10, Kendall Williams at Colorado State, Feb. 23, 2013

9, Javin Tindall at UNLV, Jan. 31, 2004

8, Royce Olney vs. UTEP, Feb. 19, 1998

8, Ruben Douglas vs. UNLV, Jan. 27, 2003

**MOST 3-POINT FIELD GOALS ATTEMPTED / CONFERENCE GAME**

17, Elijah Brown at Air Force, Feb. 20, 2016

15, Rob Robbins vs. Wyoming, Jan. 5, 1991

15, Ruben Douglas vs. UNLV, Jan. 27, 2003

**MOST 3-POINT FIELD GOALS / SEASON**

106, Anthony Mathis, 2018-19

**MOST 3-POINT FIELD GOALS ATTEMPTED / SEASON**

255, Anthony Mathis, 2018-19

**HIGHEST 3-POINT FIELD GOAL PERCENTAGE / SEASON**

51.3 percent (80-156), Royce Olney, 1997-98

**MOST 3-POINT FIELD GOALS / CONFERENCE SEASON**

66, Anthony Mathis, 2017-18

59, Marlow White, 1993-94

59, Ruben Douglas, 2002-03

**MOST 3-POINT FIELD GOALS ATTEMPTED / CONFERENCE SEASON**

144, Marlow White, 1993-94

**HIGHEST 3-POINT FIELD GOAL PERCENTAGE / CONFERENCE SEASON**

59.3 percent (48-81), Royce Olney, 1997-98

**CONSECUTIVE GAMES, 3-POINT SHOT MADE**

35, Ruben Douglas, last 7 games of 2001-02; all of 2002-03

29, Troy DeVries, 2004-05

27, Charles Smith, 1996-97

25, Anthony Mathis, 2018-19

22, Ike Williams, 1992-93

21, Lamont Long, 1999-00

21, Chad Toppert, 2007-08

19, Chad Toppert, 2008-09

19, Elijah Brown, 2015-16

19, Anthony Mathis, 2017-18

**3-pt FGs - Individual**

**3-POINT FIELD GOALS MADE / GAME**

1.	10	Kendall Williams at Colorado State	Feb. 23, 2013
2.	9	Ruben Douglas vs. Pacific	Nov. 23, 2001
	9	Javin Tindall at UNLV	Jan. 31, 2004
4.	8	Marlow White vs. Simon Fraser	Nov. 21, 1993
	8	Clayton Shields vs. TCU	Jan. 5, 1998
	8	Royce Olney vs. UTEP	Feb. 19, 1998
	8	Ruben Douglas vs. UNLV	Jan. 27, 2003
	8	Roman Martinez vs. San Diego	Dec. 9, 2009
9.	7	15 times, last by Anthony Mathis vs. Colorado	Dec. 11, 2018

**3-POINT FIELD GOALS ATTEMPTED / GAME**

1.	17	Elijah Brown at Air Force	Feb. 20, 2016
2.	15	Rob Robbins vs. Wyoming	Jan. 5, 1991
	15	Ruben Douglas vs. UNLV	Jan. 27, 2003
	15	Anthony Mathis vs. Central Arkansas	Dec. 16, 2018
4.	14	Kevin Henry vs. Fresno State	Feb. 13, 1999
	14	Ruben Douglas vs. Pacific	Nov. 23, 2001
	14	Anthony Mathis at Bradley	Dec. 1, 2018
	14	Anthony Mathis vs. Nevada	Jan. 5, 2019
6.	13	Tony Snell at Air Force	March 9, 2013
	13	Kendall Williams at Colorado State	Feb. 23, 2013
	13	Rob Robbins vs. Texas-El Paso	Feb. 23, 1991
	13	Steve Logan vs. New Mexico State	Nov. 30, 1991
	13	Kevin Henry vs. New Hampshire	Dec. 28, 1998
	13	Mark Walters at New Mexico State	Dec. 3, 2005
	13	J.R. Giddens vs. Pepperdine	Dec. 29, 2006
	13	Anthony Mathis at Fresno State	Feb. 2, 2019



Marlow White



Royce Olney

**3-pt FGs - Opposing Team**

**3-POINT FIELD GOALS MADE / GAME**

1.	20	Santa Clara	Nov. 13, 2004
2.	19	at Colorado State	Jan. 15, 2020
3.	18	UTEP	Feb. 19, 1998
	18	Holy Cross	Dec. 29, 1997
5.	17	at Utah	Feb. 24, 2007
	17	Simon Fraser	Nov. 21, 1993
7.	16	BYU	Dec. 23, 2015
	16	Northern Arizona	Dec. 16, 2009
	16	Abilene Christian	Nov. 10, 2006
	16	Penn State	Dec. 29, 2004
	16	Sacramento State	Dec. 19, 1998
	16	at UTEP	Jan. 29, 1994
	16	Eastern Washington	Dec. 3, 1993
14.	15	Nevada	Jan. 7, 2017
	15	UTEP	Dec. 7, 2016
	15	Air Force	March 9, 2013
	15	San Diego	Jan. 6, 2004
	15	Wyoming	Feb. 15, 2003
	15	Simon Fraser	Nov. 18, 1996
	15	Colorado State	Feb. 12, 1994

**3-POINT FIELD GOALS ATTEMPTED / GAME**

1.	42	New Mexico State	Dec. 11, 1993
2.	39	Abilene Christian	Nov. 10, 2006
3.	38	vs Auburn	Nov. 25, 2019
	38	vs. UAB	Nov. 21, 2013
5.	37	Simon Fraser	Nov. 21, 1993
	37	vs. Fresno State	Feb. 16, 2019
7.	36	at Wyoming	Jan. 5, 2008
8.	35	at Nevada	Jan. 25, 2020
	35	at Illinois State	Dec. 13, 2016
	35	Santa Clara	Nov. 13, 2004
	35	San Diego	Jan. 6, 2004
	35	New Mexico State	Dec. 13, 1996
13.	34	Nevada	Feb. 18, 2020
	34	Texas-El Paso	Jan. 21, 1995
	34	Eastern Washington	Dec. 3, 1993

**3-POINT FIELD GOAL PERCENTAGE / GAME (Min. 7 made)**

1.	81.8 (9-11)	Texas Tech	Dec. 15, 2007
2.	77.8 (7-9)	TCU	Jan. 24, 2009
3.	75.0 (9-12)	Fresno State	Jan. 13, 2018
4.	72.2 (13-18)	San Francisco State	Nov. 22, 2003
5.	70.0 (7-10)	Wyoming	Feb. 6, 1992
6.	69.6 (16-23)	Sacramento State	Dec. 19, 1998
7.	69.2 (9-13)	Arizona	Dec. 16, 2017
8.	68.4 (20-35)	Santa Clara	Nov. 13, 2004
9.	68.2 (15-22)	Simon Fraser	Nov. 18, 1996
	67.9 (19-28)	at Colorado State	Jan. 15, 2020
11.	66.7 (8-12)	Georgia State	Feb. 12, 2001
	66.7 (12-18)	McNeese State	Dec. 21, 1998
	66.7 (8-12)	Brigham Young	Feb. 22, 1992
	66.7 (12-18)	San Diego	Dec. 9, 2009

**Three-Point Field Goals**

**3-POINT FIELD GOALS MADE / SEASON**

Rk.	Player	Year	No.
1.	Anthony Mathis	2018-19	106
2.	Kevin Henry	1998-99	102
3.	Roman Martinez	2009-10	99
4.	Anthony Mathis	2017-18	98
5.	Clayton Shields	1996-97	96
6.	Marlow White	1993-94	94
	Ruben Douglas	2002-03	94
8.	Troy DeVries	2004-05	93
9.	Clayton Shields	1997-98	90
10.	Elijah Brown	2015-16	89

**3-POINT FIELD GOALS MADE / CAREER**

Rk.	Player	Years	No.
1.	Clayton Shields	1994-98	285
2.	Chad Toppert	2005-09	266
3.	Rob Robbins	1987-91	264
4.	Anthony Mathis	2015-19	222
5.	Ruben Douglas	2000-03	218
6.	Phillip McDonald	2008-12	207
	Charles Smith	1993-97	207
8.	Kendall Williams	2010-14	205
	Roman Martinez	2006-10	205
10.	Kevin Henry	1997-00	197

**3-POINT FIELD GOAL PERCENTAGE / SEASON**

Rk.	Player	Year	FG-FGA	Pct.
1.	Royce Olney	1997-98	80-156	.513
2.	Rob Robbins	1988-89	83-169	.491
3.	Tim Lightfoot	2001-02	39-80	.488
4.	Jamaal Smith	2007-08	38-78	.487
5.	Chad Toppert	2007-08	85-177	.480
6.	Anthony Mathis	2017-18	98-207	.473
7.	Chad Toppert	2006-07	85-183	.464
8.	Ike Williams	1992-93	71-155	.458
9.	Troy DeVries	2004-05	93-206	.451
10.	Ruben Douglas	2001-02	66-147	.449

**3-POINT FIELD GOALS ATTEMPTED / SEASON**

Rk.	Player	Year	No.
1.	Anthony Mathis	2018-19	255
2.	Roman Martinez	2009-10	240
3.	Kevin Henry	1998-99	239
4.	Ruben Douglas	2002-03	238
5.	Marlow White	1993-94	237
6.	Clayton Shields	1996-97	226
	Elijah Brown	2015-16	226
8.	Clayton Shields	1997-98	221
9.	Marlow White	1994-95	211
	Hugh Greenwood	2014-15	211

**3-POINT FIELD GOALS ATTEMPTED / CAREER**

Rk.	Player	Years	No.
1.	Clayton Shields	1994-98	699
2.	Rob Robbins	1987-91	636
3.	Chad Toppert	2005-09	606
4.	Charles Smith	1993-97	605
5.	Kendall Williams	2010-14	539
6.	Ruben Douglas	2000-03	528
7.	Kevin Henry	1997-00	515
	Anthony Mathis	2015-19	515
9.	Roman Martinez	2006-10	507
10.	Marlow White	1993-95	448

**3-POINT FIELD GOAL PERCENTAGE / CAREER**

Rk.	Player	Years	FG-FGA	Pct.
1.	Troy DeVries	2003-05	147-327	.450
2.	Anthony Mathis	2015-Pr.	116-260	.446
3.	Willie Banks	1988-92	78-177	.441
4.	Chad Toppert	2005-09	266-606	.439
5.	Anthony Mathis	2015-19	222-515	.431
6.	Kelly Graves	1985-87	71-166	.427
7.	Royce Olney	1994-98	174-408	.426
8.	Greg Brown	1992-94	131-311	.421
9.	Javin Tindall	2002-04	125-298	.419
10.	Rob Robbins	1987-91	264-636	.415

**Team**

**MOST FREE THROWS / GAME**

47 vs. Arizona (60 attempts), Feb. 26, 1979

**MOST FREE THROWS ATTEMPTED / GAME**

69 vs. Eastern New Mexico, Dec. 4, 1954

**FREE THROW PERCENTAGE / GAME**

100.0 percent (14-14) vs. San José State, March 4, 2020  
 100.0 percent (14-14) vs. Maryland, Nov. 25, 2017  
 100.0 percent (17-17) vs. Utah State, Jan. 24, 2017  
 100.0 percent (21-21) vs. Connecticut, Nov. 19, 2012

**MOST FREE THROWS / CONFERENCE GAME**

40 vs. Utah (53 attempts), March 1, 2003

**MOST FREE THROWS ATTEMPTED / CONFERENCE GAME**

55 vs. Wyoming, Feb. 18, 1966

**FREE THROW PERCENTAGE / CONFERENCE GAME**

100.0 (17-17) vs. Utah State, Jan. 24, 2017  
 100.0 (10-10) at Wyoming, Jan. 24, 2015  
 100.0 (7-7) vs. TCU, Jan. 26, 2011  
 96.2 (25-26) vs. Wyoming, Feb. 15, 1979

**MOST FREE THROWS / SEASON**

626, 1986-87

**MOST FREE THROWS ATTEMPTED / SEASON**

896, 1986-87

**HIGHEST FREE THROW PERCENTAGE / SEASON**

77.7 (550-708), 2017-18

**MOST FREE THROWS / CONFERENCE SEASON**

354, 2015-16

**MOST FREE THROWS ATTEMPTED / CONFERENCE SEASON**


476, 2015-16

**HIGHEST FREE THROW PERCENTAGE / CONFERENCE SEASON**

80.1 (177-221), 1997-98



Rob Robbins



Kelvin Scarborough

**Individual**

**MOST FREE THROWS / GAME**

26 (26-31), Ruben Douglas vs. Utah, March 1, 2003  
 19 (19-25), Toby Roybal vs. Montana, Jan. 11, 1956

**MOST FREE THROWS ATTEMPTED / GAME**

31, Ruben Douglas vs. Utah, March 1, 2003  
 25, Toby Roybal vs. Montana, Jan. 11, 1956

**FREE THROW PERCENTAGE / GAME (Minimum 12 made)**

100.0, Joe Furstinger vs. Prairie View A&M (12-12), Dec. 22, 2017  
 100.0, Kendall Williams vs. San Diego (16-16), Nov. 30, 2014  
 100.0, Ruben Douglas vs. UNLV (15-15), Feb. 5, 2002  
 100.0, Phil Smith vs. Wyoming (15-15), Feb. 12, 1981  
 100.0, Elijah Brown vs. Nevada (15-15), Dec. 30, 2015  
 100.0, Elijah Brown vs. Fresno State (14-14), Dec. 28, 2016  
 100.0, Ruben Douglas vs. Northwestern State (14-14), Nov. 25, 2002  
 100.0, Phil Abney vs. Wyoming (12-12), Feb. 15, 1979  
 100.0, Ruben Douglas vs. BYU (12-12), March 3, 2003  
 100.0, Daniel Faris vs. TCU (12-12), Feb. 24, 2009

**CONSECUTIVE FREE THROWS MADE**

52, Rob Robbins, 1989-90

**FREE THROWS / CONFERENCE GAME**

26 (26-31), Ruben Douglas vs. Utah, March 1, 2003

**MOST FREE THROWS ATTEMPTED / CONFERENCE GAME**

31 (made 26), Ruben Douglas vs. Utah, March 1, 2003

**FREE THROW PERCENTAGE / CONFERENCE GAME (Min. 12 made)**

100.0, Phil Smith vs. Wyoming (15-15), Feb. 12, 1981  
 100.0, Elijah Brown vs. Nevada (15-15), Dec. 30, 2015  
 100.0, Elijah Brown vs. Fresno State (14-14), Dec. 28, 2016  
 100.0, Phil Abney vs. Wyoming (12-12), Feb. 15, 1979  
 100.0, Ruben Douglas vs. BYU (12-12), March 3, 2003  
 100.0, Daniel Faris vs. TCU (12-12), Feb. 24, 2009

**MOST FREE THROWS / SEASON**

253, Ruben Douglas, 2002-03

**MOST FREE THROWS ATTEMPTED / SEASON**

301, Ruben Douglas, 2002-03

**HIGHEST FREE THROW PERCENTAGE / SEASON**

93.5 (101-108), Rob Robbins, 1989-90

**MOST FREE THROWS / CONFERENCE SEASON**

158, Ruben Douglas, 2002-03

**MOST FREE THROWS ATTEMPTED / CONFERENCE SEASON**

185, Ruben Douglas, 2002-03

**HIGHEST FREE THROW PERCENTAGE / CONFERENCE SEASON**

92.6 (50-54), Rob Robbins, 1989-90

Year-by-Year FT% (50 min.)

Year	Player	FTM	FTA	Pct.
1950-51	Frank Kremer	66	90	.735
1951-52	Larry Tuttle	55	67	.821
1952-53	Dan Darrow	141	169	.834
1953-54	Gene Golden	54	70	.771
1954-55	Oliver Lee	50	60	.833
1955-56	Floyd Siegel	52	68	.765
1956-57	Bob Martin	101	123	.821
1957-58	Bob Martin	69	87	.793
1958-59	Gig Brummell	75	106	.708
1959-60	Francis Coffee	65	84	.774
1960-61	Gig Brummell	59	75	.787
1961-62	Mike Lucero	92	115	.800
1962-63	Ira Harge	135	214	.631
1963-64	Skip Kruzich	83	103	.814
1964-65	Skip Kruzich	69	86	.802
1965-66	Jim Howard	70	85	.824
1966-67	Mel Daniels	131	191	.686
1967-68	Ron Nelson	120	146	.822
1968-69	Ron Becker	74	94	.787
1969-70	Ron Becker	153	191	.801
1970-71	John Johnson	61	75	.813
1971-72	Tommy Roberts	118	135	.874
1972-73	Chester Fuller	62	85	.729
1973-74	Mark Saiers	53	83	.699
1974-75	Pat King	91	108	.843
1975-76	Ricky Williams	70	94	.745
1976-77	Michael Cooper	112	140	.800
1977-78	Marvin Johnson	133	171	.778
1978-79	Russell Saunders	83	103	.806
1979-80	Kenny Page	156	203	.768
1980-81	Kenny Page	125	161	.776
1981-82	Alan Dolensky	60	77	.779
1982-83	George Scott	73	95	.768
1983-84	Phil Smith	199	253	.787
1984-85	George Scott	111	146	.760
1985-86	Kelvin Scarborough	88	129	.659
1986-87	Hunter Greene	165	210	.786
1987-88	Hunter Greene	139	172	.808
1988-89	Rob Robbins	77	84	.917
1989-90	Rob Robbins	101	108	.935
1990-91	Rob Robbins	73	86	.849
1991-92	Willie Banks	114	145	.786
1992-93	Steve Logan	130	162	.803
1993-94	Greg Brown	129	158	.816
1994-95	Marlow White	93	110	.845
1995-96	Charles Smith	107	132	.811
1996-97	Clayton Shields	72	94	.766
1997-98	Kenny Thomas	122	159	.767
1998-99	Lamont Long	112	138	.812
1999-00	Damion Walker	140	173	.809
2000-01	Ruben Douglas	95	120	.792
2001-02	Ruben Douglas	140	167	.838
2002-03	Ruben Douglas	253	301	.841
2003-04	Javin Tindall	64	77	.831
2004-05	Danny Granger	154	204	.755
2005-06	Mark Walters	100	142	.704
2006-07	Jamaal Smith	66	80	.825
2007-08	Chad Toppert	92	117	.786
2008-09	Chad Toppert	75	91	.824
2009-10	Dairese Gary	195	260	.750
2010-11	Dairese Gary	163	209	.780
2011-12	Tony Snell	54	65	.831
2012-13	Tony Snell	86	102	.843
2013-14	Kendall Williams	179	228	.785
2014-15	Devon Williams	53	76	.697
2015-16	Elijah Brown	217	255	.851
2016-17	Elijah Brown	182	220	.827
2017-18	Anthony Mathis	67	78	.859
2018-19	Anthony Mathis	87	98	.888
2019-20	Carlton Bragg	54	66	.818

Free Throws

FREE THROWS MADE / SEASON

Rk.	Player	Year	No.
1.	Ruben Douglas	2002-03	253
2.	Cameron Bairstow	2013-14	219
3.	Elijah Brown	2015-16	217
4.	Kelvin Scarborough	1986-87	200
5.	Phil Smith	1983-84	199
6.	Dairese Gary	2009-10	195
7.	Willie Long	1970-71	193
8.	Elijah Brown	2016-17	182
9.	Kendall Williams	2013-14	179
10.	Hunter Greene	1986-87	165

FREE THROWS ATTEMPTED / SEASON

Rk.	Player	Year	No.
1.	Ruben Douglas	2002-03	301
2.	Cameron Bairstow	2013-14	298
3.	Willie Long	1970-71	273
4.	Dairese Gary	2009-10	260
5.	Kelvin Scarborough	1986-87	257
6.	Elijah Brown	2015-16	255
7.	Phil Smith	1983-84	253
8.	Johnny Brown	1985-86	237
9.	Kendall Williams	2013-14	228
10.	Toby Roybal	1955-56	221

FREE THROWS MADE / CAREER

Rk.	Player	Years	No.
1.	Kendall Williams	2010-14	556
2.	Phil Smith	1980-84	547
3.	Dairese Gary	2007-11	537
4.	Kenny Thomas	1995-99	534
5.	Ruben Douglas	2000-03	488
6.	Kelvin Scarborough	1983-87	441
7.	Willie Long	1968-71	422
8.	Cameron Bairstow	2010-14	401
9.	Elijah Brown	2015-17	399
10.	Lamont Long	1996-00	399

FREE THROWS ATTEMPTED / CAREER

Rk.	Player	Years	No.
1.	Phil Smith	1980-84	730
2.	Kendall Williams	2010-14	727
3.	Kenny Thomas	1995-99	722
4.	Dairese Gary	2007-11	715
5.	Willie Long	1968-71	618
6.	Kelvin Scarborough	1983-87	606
7.	Ruben Douglas	2000-03	588
8.	Cameron Bairstow	2010-14	559
9.	Mel Daniels	1964-67	518
10.	Luc Longley	1987-91	513

FREE THROW PERCENTAGE / SEASON


(Minimum 2 FTM /game)				
Rk.	Player	Year	FG-FGA	Pct.
1.	Rob Robbins	1989-90	101-108	.935
2.	Rob Robbins	1988-89	77-84	.917
3.	Anthony Mathis	2018-19	87-98	.888
4.	Tommy Roberts	1971-72	118-135	.874
5.	Elijah Brown	2015-16	217-255	.851
6.	Rob Robbins	1990-91	73-86	.849
7.	Marlow White	1994-95	93-110	.845
8.	Tony Snell	2012-13	86-102	.843
9.	Pat King	1974-75	91-108	.843
10.	Ruben Douglas	2002-03	253-301	.841

FREE THROW PERCENTAGE / CAREER


(Minimum 150 attempts)				
Rk.	Player	Years	FG-FGA	Pct.
1.	Rob Robbins	1987-91	309-348	.888
2.	Anthony Mathis	2015-19	168-191	.880
3.	Elijah Brown	2015-17	399-475	.840
4.	Tommy Roberts	1970-73	188-224	.839
5.	Ruben Douglas	2000-03	488-588	.830
6.	Greg Brown	1992-94	168-204	.824
7.	Tony Snell	2010-13	165-201	.821
8.	Ron Nelson	1966-68	156-191	.817
9.	Bob Martin	1956-58	170-210	.810
10.	Chad Toppert	2005-09	139-172	.808



Greg Brown



Phil Smith



Kenny Page



**Team**

**MOST ASSISTS / GAME**

- 40 vs. Northern New Mexico, Nov. 11, 2017
- 40 vs. Texas-Arlington, Nov. 23, 1990
- 40 vs. Central Florida, Dec. 16, 1978

**MOST ASSISTS / CONFERENCE GAME**


- 31 vs. Brigham Young, Jan. 5, 1989

**MOST ASSISTS / SEASON**

- 677, 1988-89

**MOST ASSISTS / CONFERENCE SEASON**

- 324, 1988-89



Darrell McGee

**Individual**

**MOST ASSISTS / GAME**

- 21, Kelvin Scarborough vs. Hawai'i, Feb. 13, 1987

**MOST ASSISTS / CONFERENCE GAME**

- 21, Kelvin Scarborough vs. Hawai'i, Feb. 13, 1987

**MOST ASSISTS / SEASON**

- 243, Darrell McGee, 1988-89

**MOST ASSISTS / CONFERENCE SEASON**

- 112, Petie Gibson, 1970-71

**MOST ASSISTS / CAREER**

- 684, Darrell McGee, 1987-90

**MOST ASSISTS / CONFERENCE CAREER**

- 287, Kelvin Scarborough, 1984-87

**ASSIST AVERAGE / SEASON**

- 7.6, Petie Gibson, 1970-71

**ASSIST AVERAGE / CONFERENCE SEASON**

- 8.0, Petie Gibson, 1970-71

**ASSIST AVERAGE / CAREER**

- 7.2, Petie Gibson, 1969-71

**ASSIST AVERAGE / CONFERENCE CAREER**

- 7.3, Petie Gibson, 1969-71

**Year-by-Year Asst. Leaders**

(Min. 50% games played)

Year	Player	Games	No.	Avg.
1968-69	Petie Gibson	26	183	7.03
1969-70	Petie Gibson	26	179	6.88
1970-71	Petie Gibson	26	198	7.61
1971-72	Tommy Roberts	26	110	4.23
1972-73	Tommy Roberts	27	88	3.25
1973-74	Wendell Taylor	29	109	3.75
1974-75	Pat King	26	101	3.88
1975-76	Ricky Williams	26	102	3.92
1976-77	Michael Cooper	30	101	3.36
1977-78	Russell Saunders	28	132	4.71
1978-79	Russell Saunders	27	139	5.14
1979-80	Everette Jefferson	18	103	5.72
1980-81	Phil Smith	26	176	6.76
1981-82	Phil Smith	28	170	6.07
1982-83	Phil Smith	16	81	5.06
1983-84	Phil Smith	35	203	5.80
1984-85	Kelvin Scarborough	32	175	5.46
1985-86	Kelvin Scarborough	31	151	4.87
1986-87	Kelvin Scarborough	35	212	6.10
1987-88	Darrell McGee	36	182	5.06
1988-89	Darrell McGee	33	243	7.36
1989-90	Darrell McGee	34	205	6.03
1990-91	Jimmy Taylor	30	113	3.76
1991-92	Willie Banks	33	162	4.91
1992-93	Steve Logan	31	135	4.35
1993-94	Greg Brown	31	136	4.39
1994-95	David Gibson	30	113	3.77
1995-96	David Gibson	33	119	3.61
1996-97	David Gibson	33	112	3.39
1997-98	David Gibson	32	116	3.63
1998-99	John Robinson II	34	162	4.76
1999-00	Marlon Parmer	32	115	3.59
2000-01	Marlon Parmer	34	182	5.35
2001-02	Senque Carey	30	95	3.17
2002-03	Javin Tindall	25	67	2.68
2003-04	Javin Tindall	28	98	3.50
2004-05	Mark Walters	33	92	2.80
2005-06	Mark Walters	30	92	3.07
2006-07	Darren Prentice	31	101	3.25
2007-08	Dairese Gary	33	105	3.18
2008-09	Dairese Gary	34	140	4.12
2009-10	Darlington Hobson	35	160	4.57
2010-11	Dairese Gary	33	182	5.52
2011-12	Kendall Williams	34	142	4.18
2012-13	Kendall Williams	34	166	4.88
2013-14	Kendall Williams	34	168	4.94
2014-15	Hugh Greenwood	31	101	3.26
2015-16	Cullen Neal	31	114	3.68
2016-17	Elijah Brown	27	95	3.06
2017-18	Antino Jackson	33	151	4.58
2018-19	Vance Jackson	32	85	2.66
2019-20	JaQuan Lyle	29	134	4.62

**Single-Game Assists - Individual**

Rk.	Asst.	Player	Opponent	Date
1.	21	Kelvin Scarborough	Hawai'i	Feb. 13, 1987
2.	16	Darrell McGee	Brigham Young	Jan. 5, 1989
	16	Mark Felix	Central Florida	Dec. 16, 1978
4.	15	Darrell McGee	Loyola (Md.)	Nov. 26, 1988
	15	Petie Gibson	Arizona State	Feb. 16, 1969
	15	Petie Gibson	Denver	Jan. 11, 1969
7.	14	Phil Smith	San Diego State	Feb. 11, 1984
	14	Petie Gibson	Denver	Jan. 3, 1970
	14	Petie Gibson	Occidental	Dec. 13, 1968
10.	13	six times		

**Single-Game Assists - Team**

Rk.	Asst.	Opponent	Date
1.	40	Northern New Mexico	Nov. 11, 2017
	40	Texas-Arlington	Nov. 23, 1990
	40	Central Florida	Dec. 16, 1978
4.	38	U.S. International	Dec. 3, 1985
5.	33	Minnesota	Dec. 29, 1973
6.	32	Holy Cross	Dec. 29, 1997
	32	Midwestern State	Nov. 27, 1981
8.	31	Brigham Young	Jan. 5, 1989
	31	Alaska-Anchorage	Dec. 29, 1984
	31	Missouri Baptist	Nov. 28, 1981
	31	Cameron College	Dec. 5, 1973
	31	Hawai'i	Dec. 18, 1965

**Assists**

David Gibson and Phil Smith are the only Lobos to lead the team in assists four straight seasons. Gibson led UNM from 1995-98. Smith led UNM in assists every season between 1981-84.

**Assists - Season and Career**

**ASSISTS / SEASON**

Rk.	Player	Year	No.
1.	Darrell McGee	1988-89	243
2.	Kelvin Scarborough	1986-87	212
3.	Darrell McGee	1989-90	205
4.	Phil Smith	1983-84	203
5.	Petie Gibson	1970-71	198
6.	Petie Gibson	1968-69	183
7.	Dairese Gary	2010-11	182
	Marlon Parmer	2000-01	182
	Darrell McGee	1987-88	182
10.	Petie Gibson	1969-70	179

**ASSISTS / CAREER**

Rk.	Player	Years	No.
1.	Darrell McGee	1986-90	684
2.	Phil Smith	1980-84	630
3.	Kendall Williams	2010-14	617
4.	Kelvin Scarborough	1983-87	574
5.	Dairese Gary	2007-11	564
6.	Petie Gibson	1968-71	560
7.	David Gibson	1994-98	460
8.	Willie Banks	1988-92	419
9.	Marlon Parmer	1999-02	384
10.	Hugh Greenwood	2014-15	372

## Team

## MOST BLOCKS / GAME

- 12 vs. Brigham Young, Feb. 25, 1977
- 12 vs. Rider, Dec. 23, 1987
- 12 vs. Washington State, March 23, 1992
- 12 vs. UNLV, Jan. 17, 2000
- 12 vs. Massachusetts, Nov. 22, 2013

## MOST BLOCKS / CONFERENCE GAME

- 12 vs. Brigham Young, Feb. 25, 1977
- 12 vs. UNLV, Jan. 17, 2000

## MOST BLOCKS / SEASON

- 182, 1976-77

## MOST BLOCKS / CONFERENCE SEASON

- 85, 2013-14

## INDIVIDUAL

## MOST BLOCKS / GAME

- 10, Luc Longley vs. Hardin-Simmons, Nov. 24, 1989

## MOST BLOCKS / CONFERENCE GAME

- 9, Khari Jaxon vs. Hawai'i, Jan. 18, 1992

## MOST BLOCKS / SEASON

- 117, Luc Longley, 1989-90

## MOST BLOCKS / CONFERENCE SEASON

- 58, Khari Jaxon, 1991-92

## MOST BLOCKS / CAREER

- 336, Luc Longley, 1988-91

## MOST BLOCKS / CONFERENCE CAREER

- 142, Luc Longley, 1988-91

## BLOCK AVERAGE / SEASON

- 3.4, Luc Longley, 1989-90

## BLOCK AVERAGE / CONFERENCE SEASON

- 3.6, Khari Jaxon, 1991-92

## BLOCK AVERAGE / CAREER

- 2.5, Luc Longley, 1988-91

## BLOCK AVERAGE / CONFERENCE CAREER

- 2.5, Khari Jaxon, 1991-93

## Year-by-Year Block Leaders

Year	Player	Games	No.	Avg.
1977-78	Jimmy Allen	28	37	1.3
1978-79	Paul Roby	29	17	0.6
1979-80	Jerome Henderson	13	13	1.0
1980-81	Jerome Henderson	23	39	1.7
1981-82	Mark Snow	20	18	0.9
1982-83	Tim Garrett	29	19	0.7
1983-84	Tim Garrett	35	30	0.9
1984-85	Mike Winters	32	12	0.4
1985-86	Rob Loeffel	31	36	1.2
1986-87	Rob Loeffel	35	37	1.1
1987-88	Rob Loeffel	36	45	1.3
1988-89	Luc Longley	33	90	2.7
1989-90	Luc Longley	34	117	3.4
1990-91	Luc Longley	30	95	3.2
1991-92	Khari Jaxon	33	109	3.3
1992-93	Khari Jaxon	31	88	2.8
1993-94	Lewis LaMar	31	45	1.5
1994-95	Shawn Simpson	30	41	1.4
1995-96	Kenny Thomas	33	50	1.5
1996-97	Kenny Thomas	32	48	1.5
1997-98	Kenny Thomas	32	79	2.5
1998-99	Kenny Thomas	26	62	2.4
1999-00	Wayland White	32	70	2.2
2000-01	Wayland White	31	67	2.2
2001-02	Chad Bell	39	29	1.3
2002-03	Chad Bell	27	24	0.9
2003-04	Danny Granger	28	31	1.4
2004-05	Danny Granger	30	60	2.0
2005-06	David Chiotti	30	24	0.8
2006-07	Daniel Faris	32	25	0.8
2007-08	J.R. Giddens	33	39	1.2
2008-09	Daniel Faris	34	52	1.5

Year	Player	Games	No.	Avg
2009-10	A.J. Hardeman	35	44	1.3
2010-11	Drew Gordon	26	34	1.3
2011-12	Drew Gordon	35	35	1.0
2012-13	Alex Kirk	35	63	1.8
2013-14	Alex Kirk	32	85	2.7
2014-15	Obj Aget	31	42	1.4
2015-16	Tim Williams	32	39	1.2
2016-17	Obj Aget	31	44	1.4
2017-18	Joe Furstinger	33	53	1.6
2018-19	Carlton Bragg	24	29	1.2
2019-20	Carlton Bragg	15	23	1.5

## Single-Game Team Blocks

Rk	No.	Opponent	Date
1.	12	vs. Massachusetts	Nov. 22, 2013
	12	UNLV	Jan. 17, 2000
	12	Washington State	Mar. 23, 1992
	12	Rider	Dec. 23, 1987
	12	Brigham Young	Feb. 25, 1977
6.	11	New Mexico State	Dec. 15, 2012
	11	North Dakota	Jan. 7, 2012
	11	at New Mexico State	Dec. 15, 1990
	11	Eastern New Mexico	Feb. 22, 1989
	11	Brigham Young	Jan. 26, 1978
11.	10	Air Force	Jan. 11, 2020
	10	N.M. Highlands	Nov. 24, 2003
	10	South Florida	Mar. 15, 2000
	10	UTEP	Dec. 18, 1999
	10	Hawai'i	Jan. 18, 1992
	10	San Francisco	Nov. 24, 1990
	10	Hardin-Simmons	Nov. 24, 1989
	10	Western New Mexico	Nov. 30, 1987
	10	Wisconsin-Parkside	Dec. 4, 1976

## Single-Game Blocks - Individual

Rk.	Blks.	Player	Opponent	Date
1.	10	Luc Longley	Hardin-Simmons	Nov. 24, 1989
2.	9	Khari Jaxon	Hawai'i	Jan. 18, 1992
3.	8	Wayland White	Alcorn State	Nov. 27, 2000
	8	Khari Jaxon	Texas A&M	Dec. 3, 1992
	8	Luc Longley	Towson State	Dec. 30, 1989
	8	Luc Longley	New Mexico State	Dec. 17, 1988
7.	7	Obj Aget	UNLV	Jan. 10, 2017
	7	Wayland White	South Florida	Mar. 15, 2000
	7	Wayland White	UNLV	Jan. 17, 2000
	7	Kenny Thomas	Hawai'i	Jan. 9, 1999
	7	Kenny Thomas	San Diego State	Jan. 7, 1999
	7	Kenny Thomas	Colorado State	Jan. 12, 1998
	7	Khari Jaxon	Utah	Jan. 3, 1992
	7	Luc Longley	Hawai'i	March 23, 1990
	7	Luc Longley	Centenary	Dec. 18, 1990
	7	Luc Longley	Pepperdine	Mar. 21, 1989

## Blocks

## BLOCKS / SEASON

Rk.	Player	Year	No.
1.	Luc Longley	1989-90	117
2.	Khari Jaxon	1991-92	109
3.	Luc Longley	1990-91	95
4.	Luc Longley	1988-89	90
5.	Khari Jaxon	1992-93	88
6.	Alex Kirk	2013-14	85
7.	Kenny Thomas	1997-98	79
8.	Wayland White	1999-00	70
9.	Wayland White	2000-01	67
10.	Alex Kirk	2012-13	63

## BLOCKS / CAREER

Rk.	Player	Years	No.
1.	Luc Longley	1987-91	336
2.	Kenny Thomas	1995-99	239
3.	Khari Jaxon	1990-93	220
4.	Alex Kirk	2010-14	168
5.	Wayland White	1999-01	137
6.	Obj Aget	2013-17	129
7.	Rob Loeffel	1986-89	126
8.	Joe Furstinger	2014-18	107
9.	A.J. Hardeman	2008-12	100
10.	Cameron Bairstow	2013-14	99

## Blocks

Luc Longley is the only player in school history to record 10 or more blocks in a single game. Longley rejected 10 shots against Hardin-Simmons on November 24, 1989. Longley also set the single season school record with 117 blocked shots during the 1989-90 season.

**Team**

**MOST STEALS / GAME**

25 vs. Western New Mexico, Nov. 28, 1990

**MOST STEALS / CONFERENCE GAME**


19 vs. Colorado State, March 5, 2005

**MOST STEALS / SEASON**

294, 1986-87

**MOST STEALS / CONFERENCE SEASON**

130, 2017-18



Phil Abney

**Individual**

**MOST STEALS / GAME**

10, Phil Abney vs. Davidson, Dec. 29, 1978

**MOST STEALS / CONFERENCE GAME**

8, Hunter Greene vs. SDSU, Jan. 3, 1987  
8, Marlow White vs. BYU, Feb. 4, 1995

**MOST STEALS / SEASON**

84, Hunter Greene, 1986-87

**MOST STEALS / CONFERENCE SEASON**

41, Kelvin Scarborough, 1986-87

**MOST STEALS / CAREER**

235, Kelvin Scarborough, 1984-87

**MOST STEALS / CONFERENCE CAREER**

106, Kelvin Scarborough, 1984-87

**STEAL AVERAGE / SEASON**

2.50, Kelvin Scarborough, 1985

**STEAL AVERAGE / CONFERENCE SEASON**

2.56, Kelvin Scarborough, 1986-87

**STEAL AVERAGE / CAREER**

1.81, Kelvin Scarborough, 1984-87

**STEAL AVERAGE / CONFERENCE CAREER**

1.9, Marlow White, 1994-95

**Year-by-Year Steal Leaders**

(Min. 50% games played)

Year	Player	Games	No.	Avg.
1977-78	Michael Cooper	28	54	1.92
1978-79	Russell Saunders	27	42	1.55
1979-80	Everette Jefferson	18	35	1.94
1980-81	Phil Smith	26	47	1.80
1981-82	Phil Smith	28	45	1.60
1982-83	Michael Johnson	29	29	1.00
1983-84	Phil Smith	35	77	2.20
1984-85	Kelvin Scarborough	32	80	2.50
1985-86	Kelvin Scarborough	31	53	1.70
1986-87	Hunter Greene	35	84	2.40
1987-88	Hunter Greene	36	70	1.94
1988-89	Darrell McGee	33	56	1.69
1989-90	Kurt Miller	32	42	1.31
1990-91	Willie Banks	26	61	2.35
1991-92	Willie Banks	33	62	1.88
1992-93	Steve Logan	31	56	1.81
1993-94	Marlow White	31	54	1.74
1994-95	Marlow White	30	55	1.83
1995-96	Charles Smith	33	66	2.00
1996-97	Charles Smith	33	50	1.52
1997-98	Lamont Long	32	49	1.53
1998-99	Lamont Long	31	49	1.58
1999-00	Lamont Long	32	61	1.91
2000-01	Wayland White	31	57	1.84
2001-02	Eric Chatfield	30	32	1.07
2002-03	Ruben Douglas	28	35	1.25
2003-04	Danny Granger	22	29	1.32
2004-05	Danny Granger	30	63	2.10
2005-06	Mark Walters	30	62	2.09
2006-07	Darren Prentice	31	35	1.13
2007-08	J.R. Giddens	33	47	1.42
2008-09	Tony Danridge	34	41	1.21
2009-10	Roman Martinez	35	51	1.46
2010-11	Kendall Williams	35	49	1.40
2011-12	Kendall Williams	34	46	1.35
2012-13	Hugh Greenwood	35	47	1.34
2013-14	Kendall Williams	34	53	1.56
2014-15	Hugh Greenwood	31	47	1.51
2015-16	Elijah Brown	32	35	1.09
2016-17	Elijah Brown	31	41	1.32
2017-18	Troy Simons	29	52	1.79
2018-19	Vance Jackson	32	35	1.09
2019-20	JaQuan Lyle	29	40	1.38

**Single-Game Steals - Individual**

Rk.	No.	Player	Opponent	Date
1.	10	Phil Abney	Davidson	Dec. 29, 1978
2.	9	Willie Banks	Tennessee State	Dec. 21, 1991
3.	8	Danny Granger	Penn State	Dec. 29, 2003
	8	Marlow White	Brigham Young	Feb. 4, 1995
	8	Hunter Greene	San Diego State	Jan. 3, 1987
	8	Kelvin Scarborough	Texas A&M	Mar. 12, 1985
7.	7	Roland Hannah	Washington	Jan. 2, 2000
	7	Khari Jaxon	San Diego State	Jan. 18, 1993
	7	Everette Jefferson	Idaho State	Dec. 28, 1979

**Single-Game Steals - Team**

Rk.	No.	Opponent	Date
1.	25	Western New Mexico	Nov. 28, 1990
2.	22	Northern New Mexico	Nov. 11, 2017
3.	20	Simon Fraser	Nov. 16, 1999
	20	Tennessee State	Dec. 21, 1991
	20	Arizona	Dec. 4, 1982
6.	19	Colorado State	March 5, 2005
7.	18	San Diego State	Jan. 3, 1987
	18	Colorado State	Mar. 2, 1978
9.	17	McNeese	Nov. 16, 2019
	17	Arkansas-Pine Bluff	Dec. 17, 2016
	17	San Diego State	Jan. 17, 1993
	17	Morgan State	Nov. 23, 1984

**Steals**

Kelvin Scarborough and Hunter Greene are the only Lobos to record more than 200 steals during their career. Scarborough is the all-time steals leader with 235 (1984-87), while Greene recorded 203 (1984-87).

**STEALS / SEASON**

Rk.	Player	Year	No.
1.	Hunter Greene	1986-87	84
2.	Kelvin Scarborough	1984-85	80
3.	Kelvin Scarborough	1986-87	78
4.	Phil Smith	1983-84	77
5.	Hunter Greene	1987-88	70
6.	Charles Smith	1995-96	66
7.	Danny Granger	2004-05	63
8.	Willie Banks	1991-92	62
	Mark Walters	2005-06	62

**STEALS / CAREER**

Rk.	Player	Years	No.
1.	Kelvin Scarborough	1983-87	235
2.	Hunter Greene	1983-88	203
3.	Phil Smith	1980-84	197
4.	Kendall Williams	2010-14	186
5.	Lamont Long	1996-00	184
6.	Willie Banks	1988-92	182
7.	Charles Smith	1993-97	178
8.	Darrell McGee	1986-90	168
9.	Dairese Gary	2007-11	162
10.	Mark Walters	2002-06	153

**Minutes Played**

- MOST MINUTES / SEASON**  
1,343, Alan Dolensky, 1983-84
- MOST MINUTES / CONFERENCE SEASON**  
708, Greg Brown, 1993-94
- MOST MINUTES / CAREER**  
4,509, David Gibson, 1995-98
- MOST MINUTES / CONFERENCE CAREER**  
2,326, David Gibson, 1995-98
- MINUTES AVERAGE / SEASON**  
38.8, Ron Becker, 1969-70
- MINUTES AVERAGE / CAREER**  
35.2, David Gibson, 1995-98

**TURNOVERS**

- TURNOVERS CAUSED**  
48 by N.M. Highlands, Nov. 26, 1976
- TURNOVERS BY UNM**  
39 vs. N.M. Highlands, Nov. 26, 1976

**TRIPLE-DOUBLE**

- TRIPLE DOUBLES**  
2 by Luc Longley, Nov. 24, 1989  
vs. Hardin Simmons (23 pts., 15 reb., 10 blocks)  
Mar. 28, 1990 vs. Penn State  
(17 pts., 14 reb., 10 assists)

**Year-by-Year Mins. Leaders**

Year	Player	Games	No.	Avg.
1969-70	Ron Becker	26	1008	38.8
1970-71	Petie Gibson	26	963	37.0
1971-72	Tommy Roberts	26	958	36.8
1972-73	Darryl Minniefield	27	794	29.4
1973-74	Mark Saiers	29	866	29.9
1974-75	Bill Hagins	26	868	33.4
1975-76	Ricky Williams	26	842	32.4
1976-77	Michael Cooper	30	957	31.9
1977-78	Marvin Johnson	28	910	32.5
1978-79	Phil Abney	29	871	30.0
1979-80	Kenny Page	28	1,071	38.3
1980-81	Kenny Page	25	933	37.3
1981-82	Phil Smith	28	968	34.6
1982-83	Michael Johnson	29	827	28.5
1983-84	Alan Dolensky	35	1,343	38.4
1984-85	Kelvin Scarborough	32	1,146	35.8
1985-86	Johnny Brown	31	1,139	36.7
1986-87	Kelvin Scarborough	35	1,317	37.6
1987-88	Hunter Greene	36	1,208	33.6
1988-89	Rob Robbins	33	1,143	34.6
1989-90	Luc Longley	34	1,192	35.1
1990-91	Luc Longley	30	1,067	35.6
1991-92	Willie Banks	33	1,234	37.4
1992-93	Steve Logan	31	1,087	35.1
1993-94	Greg Brown	31	1,190	38.4
1994-95	David Gibson	30	1,046	34.9
1995-96	David Gibson	33	1,126	34.1
1996-97	David Gibson	33	1,203	36.5
1997-98	Lamont Long	32	1,191	37.2
1998-99	Lamont Long	31	1,173	37.8
1999-00	Lamont Long	32	1,103	34.5
2000-01	Marlon Parmer	34	1,152	33.9
2001-02	Eric Chatfield	30	988	32.9
2002-03	Ruben Douglas	28	984	35.1
2003-04	Javin Tindall	28	921	32.9
2004-05	Troy DeVries	33	1,011	30.6
2005-06	David Chiotti	30	979	32.6
2006-07	Tony Danridge	32	895	28.0
2007-08	J.R. Giddens	33	1,063	32.2
2008-09	Tony Danridge	34	1,091	32.1
2009-10	Darington Hobson	35	1,175	33.6
2010-11	Dairese Gary	33	1,117	33.8
2011-12	Drew Gordon	35	1,078	30.8
2012-13	Kendall Williams	34	1,170	34.4
2013-14	Kendall Williams	34	1,200	35.3
2014-15	Hugh Greenwood	31	1,094	35.3
2015-16	Elijah Brown/Tim Williams	32	1,078	33.7
2016-17	Elijah Brown	31	1,000	32.3
2017-18	Joe Furstinger	33	895	27.1
2018-19	Anthony Mathis	32	986	30.8
2019-20	JaQuan Lyle	29	1,007	34.7

**Games Played**

- MOST GAMES PLAYED / SEASON**  
36, by six players, 1987-88
- MOST GAMES PLAYED / CAREER**  
137, Kendall Williams, 2010-14  
137, A.J. Hardeman, 2008-12  
137, Darrell McGee, 1987-90
- | Rk. | Player           | Years   | GP  |
|-----|------------------|---------|-----|
| 1.  | Kendall Williams | 2010-14 | 137 |
|     | A.J. Hardeman    | 2007-11 | 137 |
|     | Darrell McGee    | 1986-90 | 137 |
| 4.  | Dairese Gary     | 2007-11 | 135 |
| 5.  | Cameron Bairstow | 2010-14 | 134 |
| 6.  | Jamal Fenton     | 2009-13 | 133 |
|     | Phillip McDonald | 2007-11 | 133 |
|     | Roman Martinez   | 2006-10 | 133 |
|     | Rob Robbins      | 1987-91 | 133 |
|     | Mike Winters     | 1983-87 | 133 |

**PERSONAL FOULS**

- MOST PERSONAL FOULS / SEASON**  
118, Kenny Thomas, 1996  
118, Daniel Faris, 2009
- MOST PERSONAL FOULS / CAREER**  
383, Kenny Thomas, 1996-99
- MOST DISQUALIFICATIONS / SEASON**  
10, Andre Logan, 1979  
10, Mike Faulkner, 1971  
10, Howard Grimes, 1970  
10, Fred Sims, 1959
- MOST DISQUALIFICATIONS / CAREER**  
18, Daniel Faris, 2006-09  
15, Khari Jaxon, 1991-93  
15, Darryl Minniefield, 1972-73

**Minutes Played / Personal Fouls / Disqualifications**

**MINUTES PLAYED / SEASON**

Rk.	Player	Year	No.
1.	Alan Dolensky	1983-84	1,343
2.	Phil Smith	1983-84	1,338
3.	Kelvin Scarborough	1986-87	1,317
4.	Tim Garrett	1983-84	1,240
	Hunter Greene	1986-87	1,240
6.	Willie Banks	1991-92	1,234
7.	Hunter Greene	1987-88	1,208
8.	David Gibson	1996-97	1,203
9.	Kendall Williams	2013-14	1,200
10.	Nelson Franse	1983-84	1,199

**MINUTES PLAYED / CAREER**

Rk.	Player	Years	No.
1.	David Gibson	1994-98	4,509
2.	Kendall Williams	2010-14	4,450
3.	Rob Robbins	1987-91	4,338
4.	Lamont Long	1996-00	4,210
5.	Kelvin Scarborough	1983-87	3,947
6.	Mike Winters	1983-87	3,934
7.	Kenny Thomas	1995-99	3,931
8.	Clayton Shields	1994-98	3,865
9.	Hugh Greenwood	2011-15	3,843
10.	Willie Banks	1988-92	3,835

**PERSONAL FOULS / SEASON**

Rk.	Player	Year	No.
1.	Kenny Thomas	1995-96	118
	Daniel Faris	2008-09	118
3.	Damion Walker	1999-00	115
4.	Charlie Thomas	1987-88	113
5.	Tim Garrett	1983-84	112
6.	Brian Smith	2000-01	108
	Hunter Greene	1986-87	108
8.	Alan Dolensky	1983-84	105
	Khari Jaxon	1991-92	105
10.	Jimmy Williams	1969-70	104

**PERSONAL FOULS / CAREER**

Rk.	Player	Years	No.
1.	Kenny Thomas	1995-99	383
2.	David Gibson	1994-98	332
3.	Luc Longley	1987-91	329
4.	Clayton Shields	1994-98	328
5.	Daniel Faris	2005-09	325
6.	Alan Dolensky	1980-84	323
7.	Dairese Gary	2007-11	321
8.	Roman Martinez	2006-10	307
9.	Phil Smith	1980-84	305
10.	Kelvin Scarborough	1983-87	303

**DISQUALIFICATIONS / SEASON**

Rk.	Player	Year	No.
1.	Fred Sims	1958-59	10
	Howard Grimes	1969-70	10
	Mike Faulkner	1970-71	10
	Andre Logan	1978-79	10
5.	A.J. Hardeman	2010-11	9
	Ross Black	1952-53	9
	Marv Spallina	1952-53	9
8.	Darryl Minniefield	1971-72	8
	Everette Jefferson	1979-80	8
	Jimmy Williams	1979-80	8
	Patrick Dennehy	2001-02	8
	Daniel Faris	2008-09	8

**DISQUALIFICATIONS / CAREER**

Rk.	Player	Years	No.
1.	Daniel Faris	2005-09	18
2.	Darryl Minniefield	1971-73	15
	Khari Jaxon	1990-93	15
4.	Howard Grimes	1966-70	14
	Willie Long	1968-71	14
6.	Francis Grant	1959-62	13
	Everette Jefferson	1978-80	13
	Wayland White	1999-01	13
9.	Ron Sanford	1966-69	12
	Phil Smith	1980-84	12
	Myrl Goodwin	1956-58	12
	Kenny Thomas	1995-99	12
	Mark Walters	2002-06	12

**Individual**

Points .....	50, Marvin Johnson, New Mexico vs. Colorado State, March 2, 1978
Field goals .....	21, Marvin Johnson, New Mexico vs. Colorado State, March 2, 1978 21, Kenny Page, New Mexico vs. Illinois Tech, Dec. 21, 1979
Field goals attempted .....	39, Ben Monroe, New Mexico vs. Brigham Young, Feb. 23, 1967
Field goal percentage .....	100.0 (12-12), Luc Longley, New Mexico vs. Texas-Arlington, Nov. 23, 1990 (11-11), Johnny Brown vs. Air Force, Jan. 12, 1985 (7-7), Makuach Maluach vs. Houston Baptist, Dec. 22, 2019
3-point field goals .....	11, Bobby Phills, Southern vs. Manhattan, Dec. 28, 1990
3-point field goals attempted .....	21, Bobby Phills, Southern vs. Manhattan, Dec. 28, 1990
Free throws .....	26, Ruben Douglas vs. Utah, March 1, 2003
Free throws attempted .....	31, Ruben Douglas vs. Utah, March 1, 2003
Rebounds .....	23, Drew Gordon, New Mexico vs. Utah, Feb. 19, 2011 23, Steve Malovic, San Diego State vs. New Mexico, Feb. 24, 1979 23, Darryl Minniefield, New Mexico vs. Utah, March 3, 1972 23, Lew Alcindor, UCLA vs. New Mexico State, March 15, 1968
Assists .....	21, Kelvin Scarborough, New Mexico vs. Hawai'i, Feb. 13, 1987
Steals .....	10, Phil Abney, New Mexico vs. Davidson, Dec. 29, 1978
Blocks .....	10, Luc Longley, New Mexico vs. Hardin-Simmons, Nov. 24, 1989

**Team**

Points .....	147, New Mexico vs. Northern New Mexico (147-76), Nov. 11, 2017
Points, one half .....	76, New Mexico vs. Texas-Arlington (2nd half), Nov. 23, 1990
Points, two teams .....	235, New Mexico (136) vs. Texas-Arlington (99), Nov. 23, 1990
Fewest points .....	32, (Twice) Last by Weber State vs. New Mexico, Dec. 23, 2007
Fewest points, one half .....	9, Dartmouth vs. New Mexico, Dec. 29, 1972
Field goals .....	59, New Mexico vs. Texas-Arlington, Nov. 23, 1990
Field goals attempted .....	105, New Mexico vs. New Mexico Highlands, Dec. 26, 1976 105, New Mexico vs. Texas-Arlington, Nov. 23, 1990
Field goal percentage .....	81.4% (35-43), New Mexico vs. Oregon State, Nov. 30, 1985
3-point field goals .....	20, New Mexico vs. Santa Clara, Nov. 13, 2004 18, New Mexico vs. Northern New Mexico, Nov. 11, 2017 18, New Mexico vs. UTEP, Feb. 19, 1998
3-point field goals attempted .....	51, Texas-Arlington vs. New Mexico, Nov. 23, 1990
3-point field goal percentage .....	72.2 (13-18), New Mexico vs. San Francisco State, Nov. 22, 2003
Free throws .....	47, New Mexico vs. Arizona, Feb. 26, 1979
Free throws attempted .....	60, New Mexico vs. Arizona, Feb. 26, 1979
Free throw percentage .....	95.4 (21-22), New Mexico vs. Oregon, March 16, 1990
Rebounds .....	76, New Mexico vs. Dartmouth, Dec. 29, 1972
Assists .....	40, New Mexico vs. Northern New Mexico, Nov. 11, 2017 40, New Mexico vs. Texas-Arlington, Nov. 23, 1990 40, New Mexico vs. Central Florida, Dec. 16, 1978
Steals .....	22, New Mexico vs. Northern New Mexico, Nov. 11, 2017 20, New Mexico vs. Arizona, Dec. 4, 1982
Blocks .....	12, New Mexico vs. Brigham Young, Feb. 25, 1977 12, New Mexico vs. Rider, Dec. 23, 1987 12, New Mexico vs. Washington State, Mar. 23, 1992



Charles Smith scored 37 points against Hawai'i in his final game in The Pit.



Hometown favorite Willie Banks had 9 steals against Tennessee State in 1991.




Ruben Douglas nailed nine 3-pointers in a 2001 game against Pacific.

Top Scorers in The Pit

50	Marvin Johnson (UNM) vs. Colorado State.....	March 2, 1978	35	Marlow White (UNM) vs. Air Force .....	Feb. 24, 1994
47	Kenny Page (UNM) vs. Illinois Tech.....	Dec. 21, 1979	35	Ruben Douglas (UNM) vs. Pacific.....	Nov. 23, 2001
46	Marvin Johnson (UNM) vs. Kentucky State .....	Dec. 5, 1977	34	Ron Sanford (UNM) vs. Arizona .....	Feb. 22, 1968
45	Jordan Caroline (Nevada) vs. UNM.....	Jan. 7, 2017	34	Willie Long (UNM) vs. Arizona .....	Jan. 17, 1970
44	Kenny Page (UNM) vs. Texas-El Paso .....	March 1, 1980	34	Mel Davis (St. John's) vs. Creighton .....	Dec. 22, 1971
44	Kenny Page (UNM) vs. Brigham Young .....	Jan. 15, 1981	34	Kelvin Scarborough (UNM) vs. Brown.....	Dec. 26, 1986
43	Ruben Douglas (UNM) vs. Wyoming .....	Feb. 15, 2003	34	Michael Smith (Brigham Young) vs. UNM.....	Jan. 10, 1987
42	Bruce King (Iowa) vs. Pittsburgh .....	Dec. 30, 1976	34	Roland Gray (St. Louis) vs. UNM .....	March 23, 1989
42	Greg Brown (UNM) vs. Texas-El Paso .....	Feb. 5, 1994	34	Elbert Rogers (Ala.-Birmingham) vs. Duquesne .....	Nov. 22, 1991
41	Ben Monroe (UNM) vs. Brigham Young.....	Feb. 23, 1967	34	Greg Brown (UNM) vs. New Mexico State.....	Dec. 11, 1993
41	Timo Saarelainen (Brigham Young) vs. UNM .....	Feb. 7, 1985	34	John Duggan (San Francisco) vs. Stephen F. Austin .....	Nov. 28, 1994
41	Elijah Brown (UNM) vs. Fresno State.....	Feb. 27, 2016	34	Clayton Shields (UNM) vs. TCU.....	Jan. 5, 1998
40	Ruben Douglas (UNM) vs. UNLV .....	Jan. 27, 2003	33	Ticky Burden (Utah) vs. UNM .....	Jan. 24, 1975
39	Lamont Long (UNM) vs. Alcorn State.....	Nov. 27, 1999	33	Bill Hagins (UNM) vs. Florida State .....	Jan. 27, 1975
39	Donta Richardson (Wyoming) vs. UNM .....	Feb. 15, 2003	33	Byron Scott (Arizona State) vs. UNM .....	Dec. 13, 1980
39	Ruben Douglas (UNM) vs. Utah .....	March 1, 2003	33	Kenny Page (UNM) vs. Boston U.....	Dec. 30, 1980
38	Kenny Page (UNM) vs. Air Force .....	Feb. 28, 1981	33	Clayton Shields (UNM) vs. San Diego State .....	March 7, 1996
38	Bill Warner (Arizona) vs. UNM.....	Jan. 17, 1970	33	LaDrell Whitehead (Wyoming) vs. Fresno St .....	March 7, 1996
38	Kenny Page (UNM) vs. Colorado State.....	Feb. 7, 1980	33	Almaad Jackson (Alcorn St.) vs. UNM.....	Dec. 20, 2006
38	Brett Crawford (U.S. International) vs. UNM .....	Jan. 3, 1984	33	Elijah Brown (UNM) vs. Wyoming.....	Jan. 21, 2017
38	Ron Simpson (Rider) vs. UNM.....	Dec. 23, 1987	33	Sam Merrill (Utah State) vs. UNM .....	Feb. 14, 2018
38	Brian Merriweather (Texas-Pan Am.) vs. UNM .....	Dec. 8, 1998	32	Steve Logan (UNM) vs. Texas Tech.....	Dec. 20, 1992
37	Charles Smith (UNM) vs. Hawai'i.....	Feb. 22, 1997	32	Luc Longley (UNM) vs. Brigham Young .....	Feb. 14, 1991
37	Bobby Phills (Southern) vs. Manhattan .....	Dec. 28, 1990	32	Mal Graham (New York U.) vs. Colorado St .....	Dec. 29, 1966
37	Pete Cross (San Francisco) vs. UNM.....	Dec. 20, 1968	32	Mal Graham (New York U.) vs. Texas A&M .....	Dec. 30, 1966
36	Greg Howard (UNM) vs. Arizona.....	Feb. 8, 1969	32	Jimmy Allen (UNM) vs. San Diego State.....	Dec. 20, 1976
36	Willie Long (UNM) vs. St. Joseph's, Pa.....	Dec. 19, 1969	32	Phil Smith (UNM) vs. Utah.....	March 4, 1982
36	Johnny Brown (UNM) vs. Alaska-Anchorage .....	Dec. 28, 1984	32	Kenny Page (UNM) vs. Brigham Young .....	Jan. 3, 1980
36	Johnny Brown (UNM) vs. San Diego State .....	March 1, 1986	32	Joe Yezbak (U. S. International) vs. UNM.....	Dec. 3, 1985
36	David Evans (Colorado St.) vs. Brigham Young.....	March 7, 1996	32	Trimmell Haywood (Miami-Ohio) vs. Brown.....	Dec. 27, 1986
36	Ruben Douglas (UNM) vs. Southern Utah .....	Dec. 21, 2002	32	Hunter Greene (UNM) vs. Brigham Young.....	Jan. 10, 1987
36	J.R. Giddens (UNM) vs. Wyoming .....	Feb. 9, 2008	32	Hunter Greene (UNM) vs. Colorado State .....	March 5, 1987
35	Kenny Page (UNM) vs. Arizona State .....	Dec. 13, 1980	32	Mark Ingles (Texas-El Paso) vs. Hawai'i.....	March 6, 1996
35	Vladimir McCrary (UNM) vs. Texas-Arlington .....	Nov. 23, 1990	32	Lamont Long (UNM) vs. Cornell.....	Nov. 27, 1998
35	Greg Brown (UNM) vs. Brigham Young.....	Jan. 3, 1994	32	Kaspars Kambala (UNLV) vs. UNM .....	Jan. 17, 2000
			32	Brandon Heath (SDSU) vs. UNM.....	Feb. 25, 2006

The Night Marvin Scored 50



Few ulcers are to be had in 111-88 games, but in the one-sided Lobo victory over Colorado State on March 2, 1978, will always be remembered as a cliff-hanger for one reason - Marvin Johnson.

In only 31 minutes of playing time, "Automatic" Johnson put 18,101 frenzied fans through an emotional ringer with a Western Athletic Conference record 50 points. With the win, the Lobos clinched a tie for the WAC crown, but the enthusiasm for the title paled in comparison to the performance

of Johnson.

He hit 21-27 shots from the field and was 8-10 from the free throw line to break the previous conference record of 48 points held jointly by Wyoming's Flynn Robinson (1964) and Utah's Jerry Chambers (1966).

Johnson already held the school record for scoring with 46 points earlier in the season against Kentucky State. His familiar trademark jumper from the corner broke that record and tied the WAC mark. Knowing that only one more had to drop in order for him to own the record, Johnson swished a 20-foot fade-away from outside the key.

After a 32-point performance in his next game against Wyoming, *Sports Illustrated* named Johnson its Player of the Week. "Better players will come along," he said after the 50-point game, "but for now, I've got the record."

March 2, 1978

The Pit, Albuquerque, N.M.

**New Mexico 111, Colorado State 88**

Colorado State	MP	FG-A	FT-A	REB	PF	A	TO	B	S	TP
Alan Cunningham	30	6-13	7-8	7	5	2	7	0	2	19
Barry Young	29	11-19	0-0	9	3	0	6	1	0	22
Larry Price	23	3-6	4-6	10	5	1	5	0	0	10
Alton Brandon	23	2-10	1-1	3	3	3	4	0	0	5
Lawrence Neal	23	2-5	1-2	5	2	3	7	0	0	5
Ron Gold	11	2-6	0-0	0	0	1	2	0	1	4
Reggie Talley	19	4-5	6-10	6	2	2	2	0	1	14
Pat Manahan	5	1-4	2-2	0	0	1	1	0	0	4
Barr Gaier	18	1-4	0-1	2	2	1	1	0	1	2
Rudy Watley	6	0-0	0-0	1	2	0	1	0	0	0
Al Baker	5	0-2	0-0	2	0	0	2	2	0	0
Bob Combs	8	0-3	3-3	1	3	0	3	0	1	3
<b>TOTALS</b>	<b>200</b>	<b>32-77</b>	<b>24-33</b>	<b>55</b>	<b>27</b>	<b>14</b>	<b>41</b>	<b>3</b>	<b>6</b>	<b>88</b>

FG% (41.5) FT% (72.7)

New Mexico	MP	FG-A	FT-A	REB	PF	A	TO	B	S	TP
Phil Abney	24	7-16	2-2	9	5	1	2	0	4	16
Marvin Johnson	31	21-27	8-10	5	2	2	2	0	1	50
Jimmy Allen	19	2-3	0-2	7	5	1	6	3	0	4
Russell Saunders	25	1-3	4-4	1	3	8	1	0	1	6
Michael Cooper	28	4-11	2-3	4	3	10	4	1	6	10
Wil Smiley	18	2-7	0-0	6	5	0	3	1	0	4
Gregg Polinsky	2	0-1	0-0	0	0	2	1	1	0	0
Willie Howard	22	9-17	0-3	4	4	1	3	0	1	18
Jerome Shanks	2	0-0	0-0	1	0	0	0	0	1	0
Lee Prolow	1	0-0	0-0	0	0	0	0	0	0	0
Mark Felix	15	0-2	0-0	3	0	2	0	0	3	0
Mike Stewart	9	1-2	1-3	2	3	2	1	0	1	3
Jim Williams	3	0-0	0-0	1	0	0	0	0	0	0
<b>TOTALS</b>	<b>200</b>	<b>47-89</b>	<b>17-27</b>	<b>51</b>	<b>30</b>	<b>29</b>	<b>23</b>	<b>6</b>	<b>18</b>	<b>111</b>

FG% (52.8) FT% (62.9)

Colorado State	30	58	-	88
New Mexico	47	64	-	111

**Games Played/Won/Lost**

**MOST GAMES PLAYED / SEASON**

36 (22-14), 1987-88

**MOST VICTORIES / SEASON**

30 (30-5), 2009-10

**MOST LOSSES / SEASON**

22 (3-22), 1979-80; 22 (6-22) 1939-40

**MOST WINS**

1.	30-5	2009-10
2.	29-6	2012-13
3.	28-7	2011-12
	28-5	1995-96
5.	27-7	2013-14
6.	26-7	2004-05
7.	25-9	1998-99
	25-8	1996-97
	25-10	1986-87
10.	24-9	2007-08
	24-8	1997-98
	24-7	1992-93
	24-11	1983-84
	24-4	1977-78

**WINNING PERCENTAGE (Min. 20 games)**

Rk.	Pct.	Record	Year
1.	.857	30-5	2009-10
	.857	24-4	1977-78
3.	.848	28-5	1995-96
4.	.829	29-6	2012-13
5.	.821	23-5	1967-68
6.	.800	28-7	2011-12
	.800	16-4	1929-30
	.800	16-4	1933-34
9.	.794	27-7	2013-14
10.	.793	23-6	1963-64

**CONSECUTIVE WINS (Start of Season)**

Rk.	No.	Final Record	Year
1.	17	23-5	1967-68
2.	12	29-6	2012-13
	12	30-5	2009-10
	12	22-7	1973-74
5.	10	28-5	1995-96
	10	12-1	1924-25
7.	9	21-6	1972-73
	9	13-6	1932-33
9.	8	9-2	1915-16
	8	25-9	1998-99
12.	7	three times, last	2007-08

**LONGEST WINNING STREAKS**

Rk.	No.	Year(s)
1.	17	1967-68
2.	15	2009-10
3.	14	1977-78
4.	13	2011-12
5.	12	2012-13
	12	2009-10
	12	1973-74
	12	1944-45/1945-46
9.	11	1995-96
	11	1969-70/1970-71
	11	1964-65
	11	1914-15/1915-16
13.	10	1995-96
	10	1987-88
	10	1929-30
	10	1924-25

**Largest Margin of Victory / Margin of Defeat**

**LARGEST VICTORY MARGINS (All games played in Albuquerque)**

Rk.	Score	Margin	Opponent	Date
1.	107-36	71	Dartmouth	Dec. 29, 1972
	147-76	71	Northern New Mexico	Nov. 11, 2017
3.	102-32	70	Howard Payne	Dec. 23, 1964
4.	80-16	64	Albuquerque High School	Jan. 28, 1916
5.	110-49	61	Eastern New Mexico	Dec. 6, 1994
6.	121-62	59	Eastern Washington	Dec. 3, 1993
7.	107-59	58	Western New Mexico	Jan. 22, 2003
8.	109-56	53	Columbia	Dec. 28, 1973
	70-17	53	Albuquerque Business College	Jan. 15, 1916
	106-53	53	New Mexico Highlands	Nov. 28, 1989
	107-54	53	Simon Fraser	Nov. 18, 1996
	98-45	53	Jackson State	Dec. 23, 1996
	95-42	53	San Francisco State	Nov. 22, 2003
	95-42	53	Mississippi	Nov. 19, 2005

**LARGEST VICTORY MARGINS IN THE PIT**

Rk.	Score	Margin	Opponent	Date
1.	107-36	71	Dartmouth	Dec. 29, 1972
	147-76	71	Northern New Mexico	Nov. 11, 2017
3.	110-49	61	Eastern New Mexico	Dec. 6, 1994
4.	121-62	59	Eastern Washington	Dec. 3, 1993
5.	107-49	58	Western New Mexico	Jan. 22, 2003
6.	109-56	53	Columbia	Dec. 28, 1973
	106-53	53	New Mexico Highlands	Nov. 28, 1989
	107-54	53	Simon Fraser	Nov. 18, 1996
	98-45	53	Jackson State	Dec. 23, 1996
	95-42	53	San Francisco State	Nov. 22, 2003
	95-42	53	Mississippi	Nov. 19, 2005

**LARGEST MARGIN OF DEFEAT**

Rk.	Score	Margin	Opponent	Date
1.	106-41	65	at UCLA	Dec. 22, 1954
2.	103-39	64	at Southern Cal	Dec. 18, 1954
3.	85-26	59	at New Mexico State	Feb. 10, 1939
4.	69-13	56	at Arizona	Feb. 12, 1923
5.	111-66	45	at Utah	Jan. 12, 1961

**LARGEST MARGIN OF DEFEAT IN THE PIT**

Rk.	Score	Margin	Opponent	Date
1.	86-50	36	Utah	Mar. 10, 1995
2.	117-83	34	Utah State	Dec. 29, 1979
3.	81-51	30	Utah	Jan. 21, 2002
4.	85-57	28	San Diego State	Jan. 29, 2020
5.	83-56	27	San Diego State	March 1, 2016

**LARGEST VICTORY MARGINS, ROAD (ALL GAMES)**

Rk.	Score	Margin	Opponent	Date
1.	103-47	56	vs University of the Southwest (at Hobbs High School)	Dec. 30, 2018
1.	99-48	51	at Hawai'i	Dec. 18, 1965
2.	90-48	42	at Brigham Young	Feb. 27, 1997
3.	81-42	39	at Air Force	Jan. 31, 2012
4.	51-14	37	at New Mexico Mines	Jan. 11, 1932
5.	93-57	36	at Hawai'i	Jan. 18, 1986

**LARGEST VICTORY MARGINS, ROAD (CONFERENCE GAMES)**

Rk.	Score	Margin	Opponent	Date
1.	90-48	42	at Brigham Young	Feb. 27, 1997
2.	81-42	39	at Air Force	Jan. 31, 2012
2.	93-57	36	at Hawai'i	Jan. 18, 1986
3.	84-57	27	at Texas-El Paso	Jan. 21, 1978
4.	80-54	26	at Air Force	Jan. 8, 1994

**GREATEST COMEBACKS TO WIN**

Deficit	Time	Half	Opponent/Date	Final Score
20 (11-31)	5:30	1st	at Hawai'i / Jan. 15, 1993	61-58
18 (40-58)	19:05	2nd	Texas-Pan American / Dec. 8, 1998	101-94
18 (12-30)	3:26	1st	at Wyoming / Dec. 18, 1995	62-61
17 (13-30)	:48	1st	at UTEP / Jan. 20, 1996	64-60
16 (38-22)	2:32	1st	vs Wyoming / March 13, 2019 (MW Tournament)	78-68
16 (31-47)	19:47	2nd	Davidson / Nov. 13, 2012	86-81
16 (15-31)	5:55	1st	Creighton / Dec. 19, 2009	66-61
16 (32-48)	Half	---	at Wyoming / Jan. 5, 2008	99-92 (2OT)
15 (10-25)	9:47	1st	at Texas Tech / Dec. 29, 2010	61-60
15 (19-34)	2:30	1st	Oral Roberts / Dec. 17, 2008	66-63
15 (28-43)	Half	---	Arizona / Jan. 16, 1999	79-78
15 (27-42)	6:17	1st	DePaul / Nov. 13, 1998	82-81
15 (8-23)	12:15	1st	Southern Cal / Dec. 2, 1982	77-74
15 (61-76)	6:00	2nd	Boise State / Feb. 17, 2016	80-78

**UNM in Overtime**

1926-27	Montezuma.....W.....	35-34
1933-34	New Mexico State.....W.....	37-36
1935-36	Colorado College.....W.....	37-36
1936-37	at Arizona.....W.....	32-30
1940-41	New Mexico Mines.....W.....	41-40
1942-43	at Texas-El Paso.....L.....	53-57
1943-44	Kirtland AFB.....L.....	39-40
1949-50	New Mexico State.....L.....	53-54
1952-53	New Mexico State.....L.....	69-72
1955-56	Kentucky Wesleyan.....L.....	69-73
	Texas-El Paso.....W.....	93-85
1956-57	at West Texas State.....W.....	88-78
	Colorado State.....W.....	70-62
1959-60	Montana.....W.....	77-69
	Texas-El Paso.....L.....	77-81
1961-62	New Mexico State.....W.....	80-76 (2OT)
1965-66	at Arizona.....L.....	77-83 (2OT)
	Texas-El Paso.....L.....	64-67
1966-67	at New Mexico State.....L.....	61-62
	at Air Force.....W.....	73-64
1968-69	at Butler.....L.....	80-81
	at Arizona State.....W.....	84-75
	at Brigham Young.....L.....	71-77
1970-71	at Texas Tech.....W.....	73-72
1971-72	Oklahoma Christian.....W.....	88-81
	Colorado State.....W.....	77-75
1972-73	at Oregon State.....W.....	84-79
	at Texas Tech.....W.....	72-69
1974-75	Florida State.....W.....	84-78
	at Brigham Young.....W.....	77-72
1975-76	at Arizona.....L.....	65-67
	at Illinois.....L.....	66-67
	at Wyoming.....W.....	54-53
1976-77	at Arizona State.....W.....	91-84
1979-80	Colorado State.....W.....	80-79
	Houston.....L.....	80-83
1980-81	Arizona State.....L.....	83-86
	Utah.....L.....	76-82
1981-82	Hawai'i.....W.....	78-77
1982-83	New Mexico State.....W.....	78-74 (2OT)
	at Hawai'i.....W.....	63-61 (4OT)
1983-84	at Hawai'i.....W.....	46-44
	at Utah.....W.....	45-44
1985-86	Texas-El Paso.....L.....	70-71
	San Diego State.....W.....	95-92
1986-87	Long Beach State**.....W.....	92-88
1988-89	Colorado State.....W.....	65-62
1989-90	at Tennessee.....L.....	85-96
	Wyoming.....L.....	87-89
	Texas-El Paso.....L.....	80-82
	Penn State*.....L.....	81-83
1990-91	at Wyoming.....W.....	85-83
	at Texas-El Paso.....W.....	72-70
1991-92	Brigham Young.....W.....	95-84
1992-93	Colorado State.....L.....	65-67
1993-94	New Mexico State.....L.....	112-104 (2OT)

1994-95	Texas-El Paso.....W.....	80-78
	at Brigham Young.....W.....	84-82
	UNC Charlotte.....L.....	75-78
	at San Diego State.....L.....	69-72
	Texas-El Paso.....W.....	66-63
	Utah.....L.....	91-95
1995-96	Fresno State.....W.....	104-99 (3OT)
1996-97	New Mexico State.....W.....	84-82
1998-99	at San Jose State.....W.....	82-81
	at Hawai'i.....L.....	68-72
2000-01	at New Mexico State.....W.....	68-65
	at Gonzaga.....W.....	81-80
	New Mexico State.....L.....	68-79
	at Colorado State.....W.....	72-71
2001-02	Gonzaga.....L.....	90-95
	UNLV.....W.....	84-81
	at UNLV.....L.....	117-120 (2OT)
2002-03	at Wyoming.....L.....	81-85
2005-06	New Mexico State.....W.....	71-68
2006-07	Utah.....W.....	86-82
	at UNLV.....L.....	72-76
	San Diego State.....L.....	74-81
	at Utah.....L.....	91-93 (2OT)
	at UTEP.....W.....	86-85
2007-08	at Wyoming.....W.....	99-92 (2OT)
	Utah.....W.....	77-67
	BYU.....L.....	69-70
	Utah (MWC Tourn.).....L.....	80-82
2008-09	UNLV.....W.....	73-69
	at Colorado State.....W.....	81-79 (2OT)
2009-10	San Diego State.....W.....	88-86
	at Utah.....W.....	68-65
2010-11	at New Mexico State.....W.....	84-78
	at Dayton.....L.....	73-76 (2OT)
	UNLV.....L.....	74-77
2011-12	vs. Santa Clara***.....L.....	76-79
2012-13	at Indiana State.....W.....	77-68
	at Boise State.....W.....	79-74
2013-14	vs. UAB.....W.....	97-94 (2OT)
	at Wyoming.....W.....	72-69
	Wyoming.....W.....	66-61
2014-15	at Wyoming.....L.....	62-63
	at Nevada.....L.....	63-66
	Wyoming.....W.....	52-49
2015-16	at San Diego State.....L.....	71-78
2016-17	Nevada.....L.....	104-105
2017-18	Fresno State.....W.....	95-86

**Overtime Record: 60-43**  
**At The Pit: 22-16**  
**Neutral: 2-3**  
**Double OT: 5-5**  
**Four OT: 1-0**

**Home: 30-22**  
**Road: 28-18**  
**Single OT: 53-38**  
**Triple OT: 1-0**

\* at NIT in New York, N.Y.  
 \*\* at Silversword Classic, Maui, Hawai'i  
 \*\*\* at 76 Classic in Anaheim, Calif.

**UNM IN OT (BY TEAM)**

<b>Air Force</b> (1-0)	at Colorado Springs 1-0
<b>Arizona</b> (0-2)	at Tucson 0-2
<b>Arizona State</b> (2-1)	at Albuquerque 0-1; at Tempe 2-0
<b>Boise State</b> (1-0)	at Boise 1-0
<b>Brigham Young</b> (3-2)	at Albuquerque 1-1; at Provo 2-1
<b>Colorado State</b> (6-1)	at Albuquerque 4-1; at Fort Collins (2-0)
<b>Dayton</b> (0-1)	at Dayton 0-1
<b>Florida State</b> (1-0)	at Albuquerque 1-0
<b>Fresno State</b> (2-0)	at Albuquerque 2-0
<b>Gonzaga</b> (1-1)	at Spokane 1-0; at Albuquerque 0-1
<b>Hawai'i</b> (3-1)	at Albuquerque 1-0; at Honolulu 2-1
<b>Houston</b> (0-1)	at Albuquerque 0-1
<b>Illinois</b> (0-1)	at Champaign 0-1
<b>Indiana State</b> (1-0)	at Terre Haute 1-0
<b>Long Beach State</b> (1-0)	at Kahului, Maui 1-0
<b>Montana</b> (1-0)	at Albuquerque 1-0
<b>Nevada</b> (0-2)	at Albuquerque 0-1; at Reno 0-1
<b>New Mexico State</b> (7-5)	at Albuquerque 5-4; at Las Cruces 2-1
<b>Oregon State</b> (1-0)	at Corvallis 1-0
<b>Penn State</b> (0-1)	at New York City 0-1
<b>San Diego State</b> (2-3)	at Albuquerque 2-1; at San Diego 0-2
<b>San Jose State</b> (1-0)	at San Jose 1-0
<b>Santa Clara</b> (0-1)	at Anaheim 0-1
<b>Tennessee</b> (0-1)	at Knoxville 0-1
<b>Texas-El Paso</b> (5-5)	at Albuquerque 3-4; at El Paso 2-1
<b>Texas Tech</b> (2-0)	at Lubbock 2-0
<b>UAB</b> (1-0)	at Charleston 1-0
<b>UNC Charlotte</b> (0-1)	at Albuquerque 0-1
<b>UNLV</b> (2-3)	at Albuquerque 2-1; at Las Vegas 0-2
<b>Utah</b> (4-4)	at Albuquerque 2-2; at Salt Lake City 2-1
	at Las Vegas 0-1
<b>Wyoming</b> (5-2)	at Albuquerque 2-1; at Laramie 4-2

**UNM Exhibition Results (77-7)**

DATE	OPPONENT	SCORE	ATT.	Nov. 1, 2001	EA Sports Central	UNM, 77-71	15,157
Nov. 27, 1972	Chilean National Team	UNM, 87-61	12,356	Nov. 8, 2001	EA Sports Southwest	EA, 87-81	15,350
Jan. 17, 1973	vs. Army Redlanders	UNM, 114-78	Honolulu	Nov. 1, 2002	EA Sports West	UNM, 97-86	14,330
Nov. 28, 1973	Athletes in Action	UNM, 94-73	5,101	Nov. 15, 2002	EA Sports Southwest	UNM, 90-78	14,293
Nov. 22, 1974	Australian National Team	UNM, 92-85	15,523	Oct. 16, 2003	vs. Calgary*	UNM, 78-77	100
Nov. 24, 1975	Yugoslavian National Team	UNM, 67-65	14,973	Oct. 17, 2003	at Trinity Western (Langley, B.C.)	UNM, 82-68	1,850
Nov. 24, 1976	Yugoslavian National Team	UNM, 86-81	14,622	Oct. 18, 2003	vs. Vancouver All-Stars*	UNM, 87-66	50
Nov. 18, 1977	Cuban National Team	UNM, 136-88	17,285	Oct. 18, 2003	at Simon Fraser (Vancouver, B.C.)	UNM, 92-70	768
Nov. 6, 1978	Russian National Team	USSR, 111-82	17,195	Nov. 8, 2003	Team Ezybonis	UNM, 107-75	12,381
Nov. 13, 1979	Athletes in Action	AIA, 91-73	15,422	Nov. 16, 2003	EA Sports Southwest	UNM, 75-71	12,029
Nov. 20, 1980	Australian National Team	UNM, 112-84	15,460	Nov. 1, 2004	Eastern New Mexico	UNM, 99-67	12,230
Nov. 12, 1981	Chinese National Team	UNM, 106-85	15,271	Nov. 6, 2004	Sul Ross State	UNM, 94-63	11,478
Nov. 13, 1982	Windsor (Canada)	UNM, 131-68	15,256	Nov. 5, 2005	N.M. Highlands	UNM, 110-79	11,809
Nov. 11, 1983	Converse All-Stars	UNM, 99-98	14,079	Nov. 12, 2005	Seattle Pacific	UNM, 71-53	11,546
Nov. 3, 1984	Chinese National Team	UNM, 82-71	15,707	Nov. 2, 2006	Western New Mexico	UNM, 98-42	11,075
Nov. 17, 1985	Irish Olympic Team	UNM, 58-54	16,394	May 26, 2007	at Bahamian Select**	UNM, 73-71	100
Nov. 16, 1986	Bosnia, Yugoslavia	UNM, 89-88	14,041	May 27, 2007	at Bahamian Select**	BS, 76-71	123
Nov. 14, 1987	Simon Fraser	UNM, 116-79	15,633	May 28, 2007	at Sunshine Auto Ruff Ryders**	UNM, 82-41	106
Nov. 14, 1988	Spirit Express	UNM, 86-84	16,327	May 29, 2007	at Commonwealth Bank Giants	UNM, 75-71	112
Nov. 19, 1988	Illawarra (Australia)	UNM, 90-76	17,579	Nov. 2, 2007	Eastern New Mexico	UNM, 94-50	11,980
Nov. 13, 1989	Australian National Team	UNM, 65-61	16,775	Nov. 8, 2008	Western New Mexico	UNM, 88-59	11,658
Nov. 18, 1989	Fort Hood	UNM, 75-58	17,008	Nov. 3, 2009	N.M. Highlands	UNM, 98-68	11,465
Nov. 11, 1990	Fort Sill	UNM, 125-91	16,313	Nov. 3, 2010	Eastern New Mexico	UNM, 80-58	13,921
Nov. 17, 1990	TTL Bamberg (Germany)	UNM, 85-81	17,956	Nov. 6, 2010	Manchester	UNM, 107-62	14,093
Nov. 9, 1991	Fort Sill	UNM, 125-73	15,437	Nov. 1, 2011	Davenport	UNM, 92-54	12,978
Nov. 18, 1991	South Melbourne	UNM, 105-71	15,169	Nov. 5, 2011	Western New Mexico	UNM, 99-68	13,473
Nov. 24, 1992	Fort Sill	UNM, 104-53	14,395	Oct. 31, 2012	Victory	UNM, 105-64	12,440
Nov. 28, 1992	Lithuania	UNM, 79-72	15,422	Nov. 5, 2012	New Mexico Highlands	UNM, 92-70	13,055
Nov. 21, 1993	Simon Fraser	UNM, 101-57	17,315	Aug. 6, 2013	at Sydney Kings**	UNM, 87-85	700
Nov. 27, 1993	Fort Sill	UNM, 104-68	15,236	Aug. 8, 2013	at Kilsyth Cobras***	UNM, 78-66	422
Nov. 9, 1994	Fort Sill	UNM, 97-69	15,565	Aug. 11, 2013	at Gold Coast All-Stars***	UNM, 82-80	625
Nov. 12, 1994	North Melbourne	UNM, 90-67	15,689	Nov. 2, 2013	Eastern New Mexico	UNM, 87-68	14,153
Nov. 17, 1995	Simon Fraser	UNM, 81-67	16,001	Nov. 6, 2013	Jamestown	UNM, 94-51	13,426
Nov. 20, 1995	All Army	UNM, 103-90	13,864	Nov. 1, 2014	Western New Mexico	UNM, 89-45	13,131
Nov. 14, 1996	Spalding Americas	UNM, 82-37	15,269	Nov. 7, 2014	Adams State	UNM, 62-50	13,171
Nov. 18, 1996	Simon Fraser	UNM, 107-54	15,366	Nov. 2, 2015	CSU-Pueblo	UNM, 96-84	11,453
Nov. 5, 1997	Converse All-Stars	UNM, 91-53	16,312	Nov. 6, 2015	Rogers State	UNM, 80-69	11,754
Nov. 15, 1997	California All-Stars	UNM, 87-77	16,805	Nov. 2, 2016	Western New Mexico	UNM, 113-57	9,587
Nov. 9, 1998	California All-Stars	UNM, 102-101	16,413	Nov. 4, 2016	Eastern New Mexico	UNM, 88-66	10,283
Nov. 20, 1998	Simon Fraser	UNM, 86-73	17,740	Oct. 27, 2017	BYU	BYU, 79-73	4,902
Nov. 6, 1999	Simon Fraser	UNM, 85-64	17,656	Nov. 10, 2018	Northern New Mexico	UNM, 115-66	10,810
Nov. 11, 1999	Double Pump All-Stars	DP, 100-90	16,449				
Nov. 3, 2000	California All-Stars	UNM, 97-90	15,892				
Nov. 9, 2000	California All-Stars SW	UNM, 79-62	15,811				

Total Home Attendance (72 games): 1,023,493  
 \* at Simon Fraser Univ. (Vancouver, B.C.) \*\*Nassau, Bahamas \*\*\*Sydney, Melbourne, and Gold Coast, Australia  
 Average: 14,215



The New Mexico Lobos' first national ranking came during the 1964-65 season under head coach Bob King. UNM was 19-3 after a 70-66 win over Arizona on Feb. 20, 1965. The ranking was short-lived, however, as the Lobos lost their last five games to finish 19-8. Below is UNM's record as a ranked team. The ranking is either AP, UPI or CNN/USA Today, whichever was the highest at the time of the game:

Date	Rank	Opponent	Result	Date	Rank	Opponent	Result
Feb. 26, 1965	10	at Wyoming	L 83-65	March 9, 1974	17	Idaho State (NCAA Tournament)	W 73-65
Feb. 27, 1965	10	at Denver	L 68-58	March 14, 1974	17	San Francisco (NCAA)	L 64-61
Dec. 1, 1966	6	Abilene Christian	W 62-53	March 16, 1974	17	Dayton (NCAA Tournament)	W 66-61
Dec. 3, 1966	6	Santa Clara	W 72-54	Jan. 17, 1978	20	UNLV	W 89-76
Dec. 7, 1966	6	Loyola Marymount	W 77-59	Jan. 21, 1978	20	at UTEP	W 84-57
Dec. 10, 1966	6	Texas Tech	W 80-59	Jan. 26, 1978	14	BYU	W 95-82
Dec. 16, 1966	5	at UTEP	W 71-62	Jan. 28, 1978	14	Utah	W 113-89
Dec. 17, 1966	5	at New Mexico State	L 62-61	Feb. 2, 1978	10	at Wyoming	W 94-91
Dec. 19, 1966	6	North Dakota	W 84-64	Feb. 4, 1978	10	at Colorado State	W 91-82
Dec. 21, 1966	6	at Creighton	W 79-68	Feb. 9, 1978	6	Arizona	W 103-85
Dec. 29, 1966	5	Texas A&M	W 85-54	Feb. 11, 1978	6	Arizona State	W 103-92
Dec. 30, 1966	5	Colorado State	W 64-49	Feb. 14, 1978	5	Hawai'i	W 87-69
Jan. 2, 1967	4	Denver	W 65-43	Feb. 18, 1978	5	UTEP	W 59-51
Jan. 7, 1967	4	Seattle	W 80-60	Feb. 23, 1978	5	at Utah	L 95-92
Jan. 13, 1967	3	at Wyoming	W 86-76	Feb. 25, 1978	5	at BYU	W 71-66
Jan. 14, 1967	3	at Denver	L 71-66	March 2, 1978	8	Colorado State	W 111-88
Jan. 20, 1967	9	at Utah	L 66-64	March 4, 1978	8	Wyoming	W 93-74
Jan. 21, 1967	9	at BYU	L 89-73	March 11, 1978	5	Cal State Fullerton (NCAA)	L 90-85
Jan. 1, 1968	10	Denver	W 87-76	Jan. 14, 1988	19	at San Diego State	L 64-59
Jan. 3, 1968	10	Air Force	W 88-60	Jan. 16, 1988	19	at Hawai'i	L 79-76
Jan. 6, 1968	10	at New Mexico State	W 71-64	March 19, 1993	21	George Washington (NCAA)	L 82-68
Jan. 13, 1968	9	Wyoming	W 81-65	Jan. 2, 1996	25	at Fresno State	L 76-75
Jan. 18, 1968	6	Utah	W 72-66	Jan. 4, 1996	25	at Air Force	W 61-49
Jan. 20, 1968	6	BYU	W 84-69	Jan. 8, 1996	25	San Diego State	W 77-74
Feb. 2, 1968	4	at Arizona State	W 68-62	Jan. 10, 1996	25	Hawai'i	W 78-72
Feb. 3, 1968	4	at Arizona	L 69-68	March 15, 1996	23	Kansas State (NCAA)	W 69-48
Feb. 7, 1968	6	New Mexico State	W 72-71	March 17, 1996	23	Georgetown (NCAA)	L 73-62
Feb. 10, 1968	6	UTEP	W 64-58	Nov. 18, 1996	18	Simon Fraser	W 107-54
Feb. 16, 1968	5	at BYU	W 76-67	Nov. 22, 1996	18	Columbia	W 94-56
Feb. 17, 1968	5	at Utah	L 71-64	Nov. 23, 1996	18	Eastern Washington	W 69-53
Feb. 22, 1968	7	Arizona	W 102-74	Nov. 27, 1996	19	Centenary	W 96-64
Feb. 24, 1968	7	Arizona State	W 105-83	Nov. 30, 1996	19	Arizona	W 84-77
March 1, 1968	7	at Wyoming	W 75-62	Dec. 4, 1996	11	at Texas Tech	L 77-68
March 2, 1968	7	at Denver	L 70-68	Dec. 7, 1996	11	at New Mexico State	W 86-72
March 15, 1968	6	Santa Clara (NCAA Tournament)	L 86-73	Dec. 13, 1996	15	New Mexico State	W 84-82 (OT)
March 16, 1968	6	New Mexico State (NCAA)	L 62-58	Dec. 21, 1996	15	Sam Houston State	W 76-55
Nov. 30, 1968	9	Abilene Christian	W 97-58	Dec. 23, 1996	14	Jackson State	W 98-45
Dec. 5, 1968	8	at Hawai'i	W 63-56	Dec. 27, 1996	16	Bucknell	W 67-57
Dec. 6, 1968	8	at Hawai'i	W 77-62	Dec. 28, 1996	16	Mississippi	W 75-64
Dec. 13, 1968	5	Occidental	W 100-63	Jan. 4, 1997	16	Hawai'i	L 75-62
Dec. 14, 1968	5	UTEP	W 65-61	Jan. 9, 1997	18	TCU	W 79-64
Dec. 16, 1968	5	at Colorado	L 79-72	Jan. 11, 1997	18	SMU	W 78-58
Dec. 17, 1968	5	St. Mary's	W 77-55	Jan. 16, 1997	12	at Tulsa	L 80-57
Dec. 20, 1968	5	San Francisco	W 82-71	Jan. 18, 1997	12	at Rice	W 69-61
Dec. 21, 1968	5	Temple	W 83-70	Jan. 25, 1997	15	Texas-El Paso	W 61-49
Dec. 23, 1968	6	at UTEP	L 71-61	Feb. 1, 1997	13	Utah	W 87-71
Dec. 30, 1968	18	at Butler	L 81-80 (OT)	Feb. 3, 1997	9	Brigham Young	W 74-32
Jan. 2, 1969	18	Denver	W 68-64	Feb. 6, 1997	9	at SMU	W 75-72
Jan. 4, 1969	18	Brown	W 76-47	Feb. 8, 1997	9	at TCU	L 80-59
Feb. 6, 1969	18	Arizona State	L 78-73	Feb. 13, 1997	13	Rice	W 81-64
Feb. 8, 1969	18	Arizona	W 79-74	Feb. 16, 1997	13	Tulsa	W 57-51
Jan. 5, 1973	16	at Arizona State	L 67-62	Feb. 20, 1997	10	at Texas-El Paso	L 71-62
Jan. 6, 1973	16	at Arizona	L 83-73	Feb. 22, 1997	10	Hawai'i	W 89-69
Jan. 26, 1973	19	at Wyoming	W 70-56	Feb. 28, 1997	11	at Brigham Young	W 90-48
Jan. 27, 1973	19	at Colorado State	L 76-67	March 1, 1997	11	at Utah	L 78-58
Feb. 8, 1973	20	Arizona	W 93-73	March 4, 1997	14	San Jose St. (WAC Tour.)	W 103-70
Feb. 9, 1973	20	Arizona State	W 98-86	March 6, 1997	14	Hawai'i (WAC Tournament)	W 65-57
Feb. 15, 1973	18	at Utah	W 73-70	March 7, 1997	14	Utah (WAC Tournament)	L 72-70
Feb. 17, 1973	18	at BYU	W 76-66	March 14, 1997	11	Old Dominion (NCAA Tournament)	W 59-55
Feb. 22, 1973	15	Colorado State	W 93-72	March 16, 1997	11	Louisville (NCAA Tournament)	L 64-63
Feb. 23, 1973	15	Wyoming	L 61-60	Nov. 11, 1997	11	Southern California	W 98-76
March 3, 1973	15	at UTEP	L 63-60	Nov. 19, 1997	11	New Mexico State	W 80-79
Dec. 28, 1973	17	Columbia	W 109-56	Nov. 21, 1997	11	Texas Southern	W 90-67
Dec. 29, 1973	17	Minnesota	W 102-68	Nov. 22, 1997	11	Arkansas State	W 61-51
Jan. 4, 1974	12	Utah	W 98-91	Nov. 29, 1997	10	San Jose State	W 86-57
Jan. 5, 1974	12	BYU	W 84-75	Dec. 6, 1997	8	UCLA (at Anaheim)	L 69-58
Jan. 11, 1974	8	at Arizona	L 97-89	Dec. 9, 1997	14	at New Mexico State	W 62-59
Jan. 12, 1974	8	at Arizona State	L 80-68	Dec. 20, 1997	14	Texas Tech	W 81-62
Jan. 19, 1974	15	at UTEP	L 78-71	Dec. 29, 1997	12	Holy Cross	W 112-61
Jan. 25, 1974	19	Wyoming	W 91-68	Dec. 30, 1997	12	Yale	W 69-44
Jan. 26, 1974	19	Colorado State	W 54-59	Jan. 3, 1998	12	Air Force	W 92-59
Feb. 1, 1974	17	at Florida State	L 90-71	Jan. 5, 1998	12	TCU	W 98-77
Feb. 2, 1974	17	at Stetson	L 67-65	Jan. 10, 1998	12	at Wyoming	L 58-55
March 2, 1974	19	UTEP	W 67-55	Jan. 12, 1998	T15	at Colorado State	W 78-64

Date	Rank	Opponent	Result
Jan. 15, 1998	T15	UNLV	W 79-61
Jan. 18, 1998	T15	at Arizona	L 89-70
Jan. 24, 1998	17	at UTEP	W 76-69
Jan. 29, 1998	14	at Brigham Young	W 72-54
Feb. 1, 1998	14	Utah	W 77-74
Feb. 5, 1998	12	Wyoming	W 89-59
Feb. 7, 1998	12	Colorado State	W 77-62
Feb. 14, 1998	11	at Air Force	W 96-72
Feb. 16, 1998	11	at UNLV	W 75-66
Feb. 19, 1998	11	UTEP	W 95-71
Feb. 21, 1998	11	at TCU	L 95-64
Feb. 26, 1998	16	Brigham Young	L 83-62
Feb. 28, 1998	16	at Utah	L 65-55
March 5, 1998	20	Tulsa (WAC Tournament)	W 60-59
March 6, 1998	20	TCU (WAC Tournament)	W 80-73
March 7, 1998	20	UNLV (WAC Tournament)	L 56-51
March 13, 1998	18	Butler (NCAA Tournament)	W 79-62
March 15, 1998	18	Syracuse (NCAA Tournament)	L 56-46
Nov. 13, 1998	20	DePaul	W 82-81
Nov. 20, 1998	20	Simon Fraser	W 86-73
Nov. 27, 1998	20	Cornell	W 88-75
Nov. 28, 1998	20	Northeastern	W 93-61
Dec. 2, 1998	17	Arkansas-Pine Bluff	W 97-72
Dec. 8, 1998	12	Texas-Pan American	W 101-94
Dec. 19, 1998	11	Sacramento State	W 102-71
Dec. 21, 1998	11	McNeese State	W 90-46
Dec. 24, 1998	11	at Washington	L 61-70
Dec. 28, 1998	15	New Hampshire	W 93-67
Dec. 29, 1998	15	Houston	W 84-69
Dec. 31, 1998	15	Coppin State	W 67-61
Jan. 2, 1999	15	New Mexico State	W 77-66
Jan. 4, 1999	15	at Fresno State	L 80-86
Jan. 7, 1999	15	San Diego State	W 90-60
Jan. 9, 1999	15	Hawai'i	W 82-59
Jan. 13, 1999	16	at San Jose State	W 82-81 (OT)
Jan. 16, 1999	16	Arizona (7)	W 79-78
Jan. 19, 1999	12	at New Mexico State	L 76-55
Jan. 23, 1999	12	at UTEP	L 67-49
Jan. 30, 1999	18	Brigham Young	W 78-68
Feb. 1, 1999	17	Utah (20)	L 57-39
Feb. 6, 1999	17	at Hawai'i	L 72-68 (OT)
Feb. 8, 1999	25	at San Diego State	W 85-60
Feb. 11, 1999	25	San Jose State	W 82-46
Feb. 13, 1999	25	Fresno State	W 83-81
Feb. 20, 1999	24	UTEP	W 81-65
Feb. 25, 1999	21	at Brigham Young	W 85-64
Feb. 27, 1999	21	at Utah (12)	L 77-47
March 4, 1999	25	Rice (WAC Tournament)	W 51-49
March 5, 1999	25	SMU (WAC Tournament)	W 57-56
March 6, 1999	25	Utah (WAC Tournament)	L 60-45
March 11, 1999	25	Missouri (NCAA Tournament)	W 61-59
March 13, 1999	25	Connecticut (NCAA Tournament)	L 78-56
Dec. 16, 2009	19	Northern Arizona	W 96-57
Dec. 19, 2009	19	Creighton	W 66-61
Dec. 23, 2009	12	at Oral Roberts	L 75-66
Dec. 29, 2009	17	Texas Tech (20/24)	W 90-75
Jan. 1, 2010	17	Dayton	W 68-66
Jan. 5, 2010	14	at San Diego State	L 74-64
Jan. 9, 2010	14	UNLV	L 74-62
Jan. 27, 2010	23	BYU (12/10)	W 76-72
Jan. 30, 2010	23	at TCU	W 73-57
Feb. 6, 2010	15	San Diego State	W 88-86 (OT)
Feb. 10, 2010	15	at UNLV	W 76-66
Feb. 13, 2010	15	at Utah	W 68-65 (OT)
Feb. 17, 2010	12	Wyoming	W 83-61
Feb. 20, 2010	12	Air Force	W 59-56
Feb. 23, 2010	10	at Colorado State	W 72-66
Feb. 27, 2010	10	at BYU (13/11)	W 83-81
March 3, 2010	8	TCU	W 73-66
March 11, 2010	8	Air Force (MWC Tournament)	W 75-69
March 12, 2010	8	San Diego State (MWC Tournament)	L 72-69
March 18, 2010	8	Montana (NCAA Tournament)	W 62-57
March 20, 2010	8	Washington (NCAA Tournament)	L 82-64
Feb. 21, 2012	18	at Colorado State	L 63-71
Feb. 25, 2012	18	at TCU	L 64-83
March 15, 2012	21	vs. Long Beach State (NCAA Tournament)	W 75-68
March 17, 2012	21	vs. Louisville (17/18) (NCAA Tournament)	L 56-59
Nov. 28, 2012	23	Mercer	W 76-58

Date	Rank	Opponent	Result
Dec. 1, 2012	23	at Indiana State	W 77-68 (OT)
Dec. 5, 2012	18	USC	W 75-67
Dec. 8, 2012	18	Valparaiso	W 65-52
Dec. 15, 2012	17	New Mexico State	W 73-58
Dec. 19, 2012	16	at New Mexico State	W 68-63
Dec. 22, 2012	16	South Dakota State	L 65-70
Dec. 31, 2012	20	at Saint Louis	L 44-60
Jan. 9, 2013	25	UNLV (24/20)	W 65-60
Jan. 12, 2013	25	Fresno State	W 72-45
Jan. 16, 2013	19	at Boise State	W 79-74 (OT)
Jan. 23, 2013	15	Colorado State	W 66-61
Jan. 26, 2013	15	at San Diego State (RV/25)	L 34-55
Jan. 30, 2013	20	at Wyoming	W 63-59
Feb. 2, 2013	20	Nevada	W 75-62
Feb. 6, 2013	15	Air Force	W 81-58
Feb. 9, 2013	15	at UNLV	L 55-64
Feb. 13, 2013	18	at Fresno State	W 54-48
Feb. 16, 2013	18	Boise State	W 60-50
Feb. 23, 2013	16	at Colorado State (22/21)	W 91-82
Feb. 27, 2013	14	San Diego State	W 70-60
March 2, 2013	14	Wyoming	W 53-42
March 6, 2013	11	at Nevada	W 75-62
March 9, 2013	11	at Air Force	L 88-89
March 13, 2013	14	vs. Wyoming (MW Tournament)	W 59-46
March 15, 2013	14	vs. San Diego State (MW Tournament)	W 60-50
March 16, 2013	14	at UNLV (MW Tournament)	W 63-56
March 21, 2013	10	vs. Harvard (NCAA Tournament)	L 62-68
Nov. 9, 2013	20	Alabama A&M	W 88-52
Nov. 17, 2013	21	Charleston Southern	W 109-93
Nov. 21, 2013	19	vs. UAB	W 97-94 (2OT)
Nov. 22, 2013	19	vs. UMass	L 65-81
Nov. 23, 2013	19	vs. Davidson	W 78-59
Feb. 25, 2014	25	Utah State	W 67-58
March 2, 2014	25	at Nevada	W 72-58
March 5, 2014	21	Air Force	W 80-52
March 8, 2014	21	at San Diego State (10)	L 48-51
March 13, 2014	20	vs. Fresno State (MW Tournament)	W 93-77
March 14, 2014	20	vs. Boise State (MW Tournament)	W 70-67
March 15, 2014	20	vs. San Diego State (7) (MW Tournament)	W 64-58
March 21, 2014	17	vs. Stanford (NCAA Tournament)	L 53-58

**Overall Record: 190-76**  
**Home: 125-8**  
**Road: 43-52**  
**Neutral: 22-17**

New Mexico has a 67-120 all-time record against ranked teams. The Lobos are 42-52 at home (40-31 in The Pit), 16-56 on the road and 9-12 on neutral floors.

**NEW MEXICO IN THE FINAL POLLS**

Year	AP	COACHES
1963-64	—	T16th
1966-67	—	18th
1967-68	6th	7th
1973-74	—	18th
1977-78	12th	5th
1992-93	21st	—
1995-96	23rd	25th
1996-97	11th	19th
1997-98	18th	21st
1998-99	25th	—
2009-10	8th	16th
2011-12	21st	23rd
2012-13	10th	19th
2013-14	17th	—

**VERSUS NO. 1**

New Mexico has faced the top-ranked team in the nation on three occasions. The first two games were played in The Pit. On Dec. 22, 1984, No. 1-ranked Georgetown edged the Lobos 69-61. UNM defeated top-ranked Arizona 61-59, on Jan. 2, 1988. New Mexico fell at No. 1 Stanford on Jan. 20, 2001 by a count of 75-44.

**ALL-AMERICA (First, Second or Third Team)**  
 1967..... Mel Daniels  
 1968..... Ron Nelson (Helms)  
 1971..... Willie Long (Helms)  
 1978..... Michael Cooper  
 1998..... Kenny Thomas (Basketball Times)  
 2005..... Danny Granger (Basketball Times)  
 2010..... Darington Hobson (AP 3rd Team)  
 2014..... Cameron Bairstow (2nd Team Sports Illustrated  
 3rd Team NBC Sports, CBS Sports)

**FRANCES POMEROY NAISMITH AWARD  
 (top player under 6-feet)**  
 1994..... Greg Brown

**CHIP HILTON AWARD (character, leadership, talent)**  
 2010..... Roman Martinez

**ALL CONFERENCE (First Team)  
 Border**  
 1933..... Baylor Triplett, Jack Walton  
 1934..... Jack Walton  
 1935..... Ralph Bowyer  
 1936..... Ralph Bowyer  
 1947..... L.C. Cozzens

**Skylone**  
 1954..... Toby Roybal

**Western Athletic**  
 1963..... Ira Harge  
 1964..... Ira Harge  
 1965..... Dick Ellis  
 1966..... Mel Daniels  
 1967..... Mel Daniels, Ben Monroe  
 1968..... Ron Nelson  
 1969..... Greg Howard  
 1970..... Willie Long  
 1971..... Willie Long  
 1973..... Darryl Minniefield  
 1974..... Bernard Hardin  
 1977..... Michael Cooper  
 1978..... Michael Cooper, Marvin Johnson  
 1979..... Larry Belin  
 1980..... Kenny Page  
 1984..... Phil Smith  
 1986..... Johnny Brown  
 1987..... Kelvin Scarborough  
 1990..... Luc Longley  
 1991..... Luc Longley  
 1992..... Willie Banks  
 1993..... Khari Jaxon, Ike Williams  
 1994..... Greg Brown, Marlow White  
 1995..... Marlow White  
 1996..... Charles Smith, Kenny Thomas  
 1997..... Charles Smith  
 1998..... Clayton Shields, Kenny Thomas  
 1999..... Kenny Thomas

**Mountain West (1st Team Only)**  
 2000..... Lamont Long  
 2002..... Ruben Douglas  
 2003..... Ruben Douglas  
 2004..... Danny Granger  
 2005..... Danny Granger  
 2006..... Mark Walters  
 2008..... J.R. Giddens  
 2009..... Tony Danridge  
 2010..... Dairese Gary, Darington Hobson  
 2011..... Dairese Gary  
 2012..... Drew Gordon  
 2013..... Kendall Williams  
 2014..... Kendall Williams, Cameron Baristow  
 2016..... Elijah Brown, Tim Williams

**PLAYER OF THE YEAR**  
 1994..... Greg Brown (WAC)  
 1998..... Clayton Shields (WAC Mountain Division)  
 2003..... Ruben Douglas (MW)  
 2008..... J.R. Giddens (co / MW)  
 2010..... Darington Hobson (MW)  
 2013..... Kendall Williams (MW)

**CONFERENCE TOURNAMENT MVP**  
 1993..... Ike Williams (WAC)  
 1996..... Kenny Thomas (WAC)  
 1998..... Kenny Thomas (WAC)  
 2005..... Danny Granger (MW)

2012..... Drew Gordon (MW)  
 2013..... Tony Snell (MW)  
 2014..... Cameron Bairstow (MW)

**NEWCOMER OF THE YEAR**  
 1988..... Charlie Thomas (WAC)  
 2010..... Darington Hobson (MW)  
 2011..... Drew Gordon (MW)  
 2016..... Elijah Brown (MW)

**FRESHMAN OF THE YEAR**  
 1996..... Kenny Thomas (WAC)  
 2011..... Kendall Williams (MW)

**ALL-NEWCOMER TEAM**  
 1993..... Greg Brown (WAC)  
 1994..... Marlow White (WAC)  
 1995..... Clayton Shields (WAC)  
 1996..... Kenny Thomas (WAC)  
 1997..... Lamont Long (WAC)  
 1998..... Kevin Henry (WAC)  
 2000..... Wayland White (MW)  
 2001..... Ruben Douglas (MW)

**ALL-DEFENSIVE TEAM**  
 1991..... Willie Banks, Luc Longley (WAC)  
 1992..... Willie Banks, Khari Jaxon (WAC)  
 1993..... Khari Jaxon (WAC)  
 1994..... Lewis LaMar (WAC)  
 1995..... Marlow White (WAC)  
 1996..... Charles Smith (WAC)  
 1997..... David Gibson (WAC)  
 1998..... David Gibson, Kenny Thomas (WAC)  
 1999..... Kenny Thomas (WAC)  
 2010..... Dairese Gary (MW)  
 2011..... Dairese Gary (MW)  
 2013..... Alex Kirk (MW)  
 2014..... Alex Kirk, Kendall Williams (MW)  
 2018..... Antino Jackson (MW)

**USBWA ALL-DISTRICT**  
 2003..... Ruben Douglas  
 2004..... Danny Granger  
 2005..... Danny Granger  
 2008..... J.R. Giddens  
 2009..... Tony Danridge  
 2010..... Dairese Gary, Darington Hobson  
 2011..... Dairese Gary  
 2012..... Drew Gordon  
 2013..... Kendall Williams, Alex Kirk  
 2014..... Kendall Williams, Cameron Bairstow  
 2016..... Elijah Brown  
 2017..... Elijah Brown

**NABC ALL-DISTRICT**  
 2010..... Dairese Gary, Darington Hobson  
 2011..... Dairese Gary  
 2012..... Drew Gordon, Kendall Williams (2nd)  
 2013..... Kendall Williams, Tony Snell (2nd)  
 2014..... Kendall Williams, Cameron Bairstow, Alex Kirk (2nd)  
 2015..... Hugh Greenwood (2nd)  
 2016..... Elijah Brown, Tim Williams (1st)  
 2017..... Elijah Brown (2nd), Tim Williams (2nd)

**NABC/USBWA PLAYER OF THE YEAR**  
 1994..... Greg Brown (NABC)  
 2008..... J.R. Giddens (USBWA)  
 2014..... Cameron Bairstow (USBWA)

**FIBA U-19 WORLD CHAMPIONSHIPS**  
 2011..... Hugh Greenwood

**WORLD UNIVERSITY GAMES**  
 1997..... Kenny Thomas  
 2013..... Alex Kirk, Cameron Bairstow (AUS)

**LOBO OLYMPIANS**  
 1988..... Luc Longley (Australia)  
 1996..... Daniel Santiago (Puerto Rico)  
 2016..... Luc Longley (Assistant Coach)/Cameron Bairstow (Australia)

**ALOHA CLASSIC**  
 1989..... Charlie Thomas

**NABC ALL-STAR GAME**  
 1967..... Mel Daniels  
 1974..... Bernard Hardin

1986..... Johnny Brown  
 1997..... Charles Smith

**COACHING AWARDS**  
 1953..... Woody Clements (Skylone Coach of the Year)  
 1978..... Norm Ellenberger  
 U.S. Basketball Writers Coach-of-the-Year Runner-up  
 1984..... Gary Colson (WAC Coach of the Year)  
 1994..... Dave Bliss (WAC Coach of the Year)  
 1996..... Dave Bliss (WAC Coach of the Year)  
 2009..... Steve Alford (MW Coach of the Year)  
 2010..... Steve Alford (MW Coach of the Year)  
 2013..... Steve Alford (MW Coach of the Year; NABC District 17  
 Coach of the Year; USBWA District VIII Coach of the Year)  
 2014..... Craig Neal (USBWA District VIII Coach of the Year)

**ACADEMIC ALL-AMERICA**  
 1968..... Ron Becker  
 1969..... Ron Becker  
 1970..... Ron Becker  
 1971..... Tommy Roberts  
 1972..... Tommy Roberts  
 1973..... Tommy Roberts  
 1973..... Mark Saiers  
 1974..... Mark Saiers  
 1975..... Rich Pokorski  
 2010..... Roman Martinez

**CoSIDA ACADEMIC ALL-DISTRICT VI**  
 2004..... Troy DeVries  
 2005..... Troy DeVries  
 2009..... Roman Martinez  
 2010..... Roman Martinez  
 2016..... Cullen Neal, Tim Williams

**NABC HONORS COURT**  
 2016..... Connor Joy, Tim Williams, Cullen Neal, J.J. N'Ganga  
 2017..... Adam Cumber, Connor MacDougall, Tim Williams,  
 Anthony Mathis  
 2020..... Makuach Maluach

**NABC TEAM EXCELLENCE AWARD**  
 2016..... Program Record GPA of 3.03


**ACADEMIC ALL-CONFERENCE**  
 1968..... Ron Becker  
 1969..... Ron Becker  
 1970..... Ron Becker  
 1971..... Tommy Roberts  
 1972..... Tommy Roberts  
 1973..... Tommy Roberts, Mark Saiers  
 1974..... Mark Saiers  
 1975..... Rich Pokorski  
 1993..... Brian Hayden, Eric Thomas  
 1999..... Brian Smith  
 2000..... Brian Smith  
 2001..... Alvin Broussard, Brian Smith  
 2002..... Jamaal Williams  
 2003..... Ryan Ashcraft, Jeff Hart  
 2004..... Ryan Ashcraft, Troy DeVries, Jeff Hart, Ryan Wall  
 2005..... Troy DeVries, Blake Harden, Jeff Hart  
 2006..... Blake Harden, Jeff Hart  
 2007..... Roman Martinez, Chad Toppert  
 2008..... Roman Martinez, Chad Toppert  
 2009..... Roman Martinez, Chad Toppert  
 2010..... Roman Martinez  
 2011..... Dairese Gary, Jamal Fenton,  
 Alex Kirk, Chris Perez  
 2012..... Cameron Bairstow, Hugh Greenwood  
 2013..... Cameron Bairstow, Hugh Greenwood, Alex Kirk  
 2014..... Obij Aget, Cameron Bairstow, Deshawn Delaney  
 Hugh Greenwood, Alex Kirk  
 2015..... Obij Aget, Deshawn Delaney, Hugh Greenwood,  
 Tim Jacobs, Sam Logwood, J.J. N'Ganga, Devon Williams  
 2016..... Dane Kuiper, Anthony Mathis, Cullen Neal  
 Devon Williams, Tim Williams  
 2017..... Joe Furstinger, Connor MacDougall, Tim Williams  
 2018..... Joe Furstinger, Connor MacDougall, Makuach Maluach  
 Chris McNeal, Vladimir Pinchuk  
 2020..... Vante Hendrix, Emmanuel Kuac, Makuach Maluach,  
 Zane Martin, Kurt Wegscheider

**NCAA POSTGRADUATE SCHOLARSHIP**  
 1973..... Tommy Roberts

New Mexico All-Americans



Mel Daniels  
1967



Ron Nelson  
1968



Willie Long  
1971



Michael Cooper  
1978



Kenny Thomas  
1998



Danny Granger  
2005



Darington Hobson  
2010



Cameron Bairstow  
2014



**1,993**  
**Charles Smith, G**  
Ft. Worth, Texas

Charles Smith became New Mexico's career scoring leader on Feb. 3, 1997, against BYU...Smith finished with 1,993 points, the 11th-best total in WAC history...Smith is just 1 of 3 Lobos to lead the team in scoring for 3 straight seasons, joining Francis Grant (1960-62) and Mel Daniels (1965-67)...Smith was taken by the Miami Heat in the 1st round of the 1997 NBA Draft...Smith led UNM to three NCAA Tournaments in his career (1994, '96 and '97).

Year	G	GS	FG-FGA	Pct.	3FG-3FGA	Pct.	FT-FTA	Pct.	Pts.	Avg.	Off-Def		Tot		PF	DQ	A	TO	B	S	Min.
											Reb.-Reb.	Reb.	Reb.	Avg.							
1993-94	31	31	121-290	.417	40-119	.336	31-51	.608	313	10.1	35-78	113	3.6	57	0	68	58	20	28	799	
1994-95	29	29	180-400	.450	31-116	.267	70-105	.667	461	15.9	30-97	127	4.4	58	0	95	63	17	34	929	
1995-96	33	33	233-506	.460	69-188	.367	107-132	.811	642	19.5	44-109	153	4.6	55	1	102	76	31	66	1,083	
1996-97	33	33	203-444	.457	67-182	.368	104-139	.748	577	17.5	54-127	181	5.5	62	1	93	91	27	50	972	
<b>Totals</b>	<b>126</b>	<b>126</b>	<b>737-1,640</b>	<b>.449</b>	<b>207-605</b>	<b>.342</b>	<b>312-427</b>	<b>.731</b>	<b>1,993</b>	<b>15.8</b>	<b>163-411</b>	<b>574</b>	<b>4.6</b>	<b>232</b>	<b>2</b>	<b>358</b>	<b>198</b>	<b>95</b>	<b>178</b>	<b>3,783</b>	

1st-round pick (22nd selection overall) of the Houston Rockets in the 1999 NBA Draft...the first player in the history of the Western Athletic Conference to surpass 1,800 points, 1,000 rebounds and 200 blocked shots...All-America honors following his junior season by *Basketball Times*... all-conference selection three times and a member of the all-WAC defensive team his final two seasons...the Lobos enjoyed their best four-year mark in school history with Thomas as a member, compiling a 102-30 (77%) record from 1995-98, including a 71-3 ledger in The Pit...UNM advanced to the second round of the NCAA Tournament an unprecedented four straight years during that span...Thomas led UNM to the championship game of the WAC Tournament three times and was named most valuable player as a freshman (1996)...his career scoring high was 31 points on two occasions, while his best rebounding effort was 18 against New Hampshire.


**1,931**

**Kenny Thomas, C**  
Albuquerque, N.M.



Year	G	GS	FG-FGA	Pct.	3FG-3FGA	Pct.	FT-FTA	Pct.	Pts.	Avg.	Off-Def		Tot		PF	DQ	A	TO	B	S	Min.
											Reb.-Reb.	Reb.	Reb.	Avg.							
1995-96	33	29	170-294	.578	0-3	.000	144-203	.709	484	14.7	95-161	256	7.8	118	4	53	98	50	21	981	
1996-97	32	32	139-264	.527	11-36	.306	155-206	.752	444	13.9	74-146	220	6.9	98	3	63	98	48	22	1,000	
1997-98	32	32	195-385	.506	27-72	.375	122-159	.767	539	16.8	102-195	297	9.3	101	4	95	97	79	28	1,047	
1998-99	26	26	162-297	.545	27-73	.370	113-154	.734	464	17.8	61-198	259	10.0	66	1	51	68	62	41	903	
<b>Totals</b>	<b>123</b>	<b>119</b>	<b>666-1,240</b>	<b>.537</b>	<b>65-184</b>	<b>.353</b>	<b>534-722</b>	<b>.740</b>	<b>1,931</b>	<b>15.7</b>	<b>332-700</b>	<b>1032</b>	<b>8.4</b>	<b>383</b>	<b>12</b>	<b>262</b>	<b>361</b>	<b>239</b>	<b>112</b>	<b>3,911</b>	

A four-year starter who became the 11th member of UNM's 1,000-point, 500-rebound club during his junior season...first team all-conference as a senior when he led the Mountain West in scoring...finished his career ranked in the top-10 in 10 statistical categories...five times in 1998-99, Long scored in the final seconds to make New Mexico a winner, including a short jumper against Missouri in the first round of the 1999 NCAA Tournament...scored 50 points in an exhibition victory over the California All-Stars at the start of his junior season and 39 against Alcorn State during his senior year.



**1,840**  
**Lamont Long, G**  
Tempe, Ariz.

Year	G	GS	FG-FGA	Pct.	3FG-3FGA	Pct.	FT-FTA	Pct.	Pts.	Avg.	Off-Def		Tot		PF	DQ	A	TO	B	S	Min.
											Reb.-Reb.	Reb.	Reb.	Avg.							
1996-97	29	14	98-184	.533	9-25	.360	63-86	.733	268	9.2	43-92	135	4.7	33	0	48	34	1	25	743	
1997-98	32	32	164-356	.461	35-110	.318	89-116	.767	452	14.1	60-134	194	6.1	57	0	87	64	0	49	1,191	
1998-99	31	31	182-416	.438	46-121	.380	112-138	.812	522	16.8	72-130	202	6.5	38	0	93	65	1	49	1,173	
1999-00	32	31	203-471	.436	57-154	.372	135-167	.808	598	18.7	39-128	167	5.2	58	1	73	75	1	61	1,103	
<b>Totals</b>	<b>124</b>	<b>108</b>	<b>642-1,427</b>	<b>.450</b>	<b>147-410</b>	<b>.356</b>	<b>399-507</b>	<b>.787</b>	<b>1,840</b>	<b>14.8</b>	<b>214-484</b>	<b>698</b>	<b>5.6</b>	<b>186</b>	<b>1</b>	<b>301</b>	<b>238</b>	<b>3</b>	<b>184</b>	<b>4,210</b>	

Four-year starter who was selected as the WAC Mountain Division Player of the Year in 1997-98...started his last 96 games...double-figure scoring in 101 games...finished his career sharing the WAC career record with 285 3-pointers...Lobo teams he played on were 92-36 with a WAC Tournament title (1996) and three trips (1996-98) to the NCAA Tournament...set a school season record in 1996-97 with 96 3s...career-high 34 points in the 98-77 win against TCU his senior year...tied a Lobo record that game by making eight treys.

**1,837**

**Clayton Shields, F**  
Baytown, Texas



Year	G	GS	FG-FGA	Pct.	3FG-3FGA	Pct.	FT-FTA	Pct.	Pts.	Avg.	Off-Def		Tot		PF	DQ	A	TO	B	S	Min.
											Reb.-Reb.	Reb.	Reb.	Avg.							
1994-95	30	25	116-240	.483	32-88	.364	50-76	.658	314	10.5	44-98	142	4.7	80	1	33	61	10	22	696	
1995-96	33	33	168-350	.480	67-164	.409	74-113	.655	477	14.5	73-141	214	6.5	82	0	50	79	19	21	1,018	
1996-97	33	33	172-364	.473	96-226	.425	72-94	.766	512	15.5	60-126	186	5.6	87	1	62	58	17	30	1,042	
1997-98	32	32	185-405	.457	90-221	.407	74-101	.733	534	16.7	63-153	216	6.8	79	2	54	48	16	38	1,109	
<b>Totals</b>	<b>128</b>	<b>123</b>	<b>641-1,359</b>	<b>.472</b>	<b>285-699</b>	<b>.408</b>	<b>270-384</b>	<b>.703</b>	<b>1,837</b>	<b>14.4</b>	<b>240-518</b>	<b>758</b>	<b>5.9</b>	<b>328</b>	<b>4</b>	<b>199</b>	<b>246</b>	<b>62</b>	<b>111</b>	<b>3,865</b>	



**1,813**  
**Kendall Williams, G**  
Rancho Cucamonga, Calif.

Four-year starter who is tied for the most games played in school history ... became the second Lobo in school history to score 400 points in four consecutive seasons, joining Kenny Thomas...was the Mountain West Freshman of the Year in 2011, and the Mountain West Player of the Year in 2013...one of only three players in MW history with 1,500 points, 500 assists and 150 steals...had one of the greatest scoring nights in school history with 46 points at Colorado State on just 16 shots, hitting a school record 10 threes.

Year	G	GS	FG	FGA	Pct.	3FG	3FGA	Pct.	FT	FTA	Pct.	Pts.	Avg	Off	Def	Tot	Avg	PF	DQ	A	TO	B	S	Min.
														Reb	Reb	Reb								
2010-11	35	34	122	269	.454	55	129	.426	107	149	.718	406	11.6	19	87	106	3.0	59	0	141	71	6	49	1,066
2011-12	34	32	127	286	.444	39	110	.355	117	150	.780	410	12.1	26	86	112	3.3	60	0	142	75	5	46	1,014
2012-13	34	32	126	310	.406	48	138	.348	153	200	.765	453	13.3	17	103	120	3.5	48	0	166	72	3	38	1,170
2013-14	34	34	151	351	.430	63	162	.389	179	228	.785	544	16.0	25	96	121	3.6	61	0	168	68	2	53	1,200
<b>Totals</b>	<b>137</b>	<b>132</b>	<b>526</b>	<b>1,216</b>	<b>.433</b>	<b>205</b>	<b>539</b>	<b>.380</b>	<b>556</b>	<b>727</b>	<b>.765</b>	<b>1,837</b>	<b>13.2</b>	<b>87</b>	<b>372</b>	<b>459</b>	<b>3.4</b>	<b>228</b>	<b>0</b>	<b>617</b>	<b>286</b>	<b>16</b>	<b>186</b>	<b>4,450</b>




**1,782**  
**Ruben Douglas, G**  
Altadena, Calif.

Douglas became the first Lobo to lead the nation in scoring, averaging 27.96 points a game in 2002-03...named Mountain West Conference Player of the Year following his senior season after rewriting the school and conference record books for scoring, 3-pointers and free throws...set or tied 48 school and league records...transferred from the University of Arizona following his freshman season...became eligible at the end of the 2000 fall semester...hit a 3-pointer in 35 straight games...top scoring effort was 43 against Wyoming and 43 at San Diego State as a senior...made a school-record 26 of 31 FTs in a win against No. 22 Utah on March 1, 2003...a member of UNM's all-time team as voted by the fans.


Year	G	GS	FG-FGA	Pct.	3FG-3FGA	Pct.	FT-FTA	Pct.	Pts.	Avg.	Off-Def		Tot	Avg.	PF	DQ	A	TO	B	S	Min.
											Reb.-Reb.	Reb.									
2000-01	28	25	151-348	.434	58-143	.406	95-120	.792	455	16.3	33-129	162	5.8	75	0	36	49	9	25	873	
2001-02	30	38	169-394	.429	66-147	.449	140-167	.838	544	18.1	54-81	135	4.5	84	2	41	70	4	28	920	
2002-03	28	28	218-549	.397	94-238	.395	253-301	.841	783	28.0	52-133	185	6.6	75	0	58	108	8	35	984	
<b>Totals</b>	<b>86</b>	<b>81</b>	<b>538-1291</b>	<b>.417</b>	<b>218-528</b>	<b>.413</b>	<b>488-588</b>	<b>.830</b>	<b>1,782</b>	<b>20.7</b>	<b>138-343</b>	<b>483</b>	<b>5.6</b>	<b>232</b>	<b>2</b>	<b>135</b>	<b>227</b>	<b>21</b>	<b>88</b>	<b>2,777</b>	

The 7-foot-2 Australia native and NBA veteran held UNM career records for rebounds and blocks when he completed his eligibility...Longley is the only Lobo to record a triple-double, and he did it twice: 23 points, 15 rebounds and 10 blocks vs. Hardin-Simmons on Nov. 24, 1989, and 17 points, 14 rebounds and 10 assists against Penn State on March 28, 1990...first team all-WAC in 1990 and '91...7th player taken in the 1991 NBA Draft by Minnesota...also played for the world champion Chicago Bulls in the mid-'90s where he was the starting center...career-highs: 32 points vs. BYU on Feb. 14, 1991, and 18 rebounds vs. St. Louis on March 26, 1990.

**1,769**  
**Luc Longley, C**  
Perth, Australia



Year	G	GS	FG-FGA	Pct.	3FG-3FGA	Pct.	FT-FTA	Pct.	Pts.	Avg.	Off-Def		Tot	Avg.	PF	DQ	A	TO	B	S	Min.
											Reb.-Reb.	Reb.									
1987-88	35	0	60-120	.500	0-0	.000	20-51	.392	140	4.0	33-61	94	2.7	64	0	22	39	34	10	424	
1988-89	33	30	174-301	.578	0-0	.000	80-104	.769	428	13.0	48-175	223	6.8	92	0	78	79	90	25	966	
1989-90	34	34	233-417	.559	0-0	.000	161-196	.821	627	18.4	61-269	330	9.7	90	2	108	112	117	31	1,192	
1990-91	30	30	229-349	.656	0-2	.000	116-162	.716	574	19.1	66-209	275	9.2	83	1	109	113	95	26	1,067	
<b>Totals</b>	<b>132</b>	<b>94</b>	<b>696-1,187</b>	<b>.586</b>	<b>0-2</b>	<b>.000</b>	<b>377-513</b>	<b>.735</b>	<b>1,769</b>	<b>13.4</b>	<b>208-714</b>	<b>922</b>	<b>7.0</b>	<b>329</b>	<b>3</b>	<b>317</b>	<b>343</b>	<b>336</b>	<b>92</b>	<b>3,649</b>	




**1,745**  
**Hunter Greene, F**  
Van Nuys, Calif.

Only Lobo ever to surpass 1,500 points, 600 rebounds, 300 assists and 200 steals...2nd on the all-time steals list with 203, and he holds UNM's single-season steal mark with 84 in 1986-87...740 points his junior year is the 2nd-most in school history for one season...career scoring high of 32 points on two occasions his junior season...best rebound game was 14 against Idaho on Dec. 8, 1986...had eight steals against San Diego State in 1987.


Year	G	GS	FG-FGA	Pct.	3FG-3FGA	Pct.	FT-FTA	Pct.	Pts.	Avg.	Off-Def		Tot	Avg.	PF	DQ	A	TO	B	S	Min.
											Reb.-Reb.	Reb.									
1983-84	25	0	13-36	.361	---	---	8-10	.800	34	1.4	---	23	0.9	18	0	10	22	2	8	174	
1984-85	32	31	159-331	.480	---	---	47-61	.770	365	11.4	---	136	4.3	80	3	106	99	10	41	1,019	
1985-86	Injured																				
1986-87	35	35	264-570	.463	47-132	.356	165-210	.786	740	21.1	86-132	218	6.2	108	3	102	77	23	84	1,240	
1987-88	36	36	214-492	.435	39-140	.279	139-172	.808	606	16.8	80-165	245	6.8	85	1	136	99	11	70	1,208	
<b>Totals</b>	<b>128</b>	<b>102</b>	<b>650-1,429</b>	<b>.455</b>	<b>86-272</b>	<b>.316</b>	<b>359-453</b>	<b>.792</b>	<b>1,745</b>	<b>13.6</b>	<b>---</b>	<b>622</b>	<b>4.9</b>	<b>291</b>	<b>7</b>	<b>354</b>	<b>297</b>	<b>46</b>	<b>203</b>	<b>3,641</b>	

The shooting guard started all 133 games in his career...holds UNM records for best free throw percentage for a season (93.5%, 101-108 in 1989-90) and a career (88.8%, 309-348) ...also a school record with 52 consecutive free throws made during the 1989-90 season...only Lobo to make 7 3-pointers twice in a WAC game...15 3-point field goal attempts against Wyoming in 1991 remains a school standard...led the Lobos in 3-point accuracy three times (1988, '89 and '91)...second all-time at UNM with 264 3-pointers...career-high 29 points against Wyoming on Feb. 9, 1991 when he made seven 3s.

**1,739**  
**Rob Robbins, G**  
Farmington, N.M.



Year	G	GS	FG-FGA	Pct.	3FG-3FGA	Pct.	FT-FTA	Pct.	Pts.	Avg.	Off-Def		Tot	Avg.	PF	DQ	A	TO	B	S	Min.
											Reb.-Reb.	Reb.									
1987-88	36	36	111-251	.442	40-100	.400	58-70	.829	320	8.9	42-72	114	3.2	71	1	78	72	5	24	1,059	
1988-89	33	33	181-346	.523	83-169	.491	77-84	.917	522	15.8	23-67	90	2.7	81	1	100	59	9	35	1,143	
1989-90	34	34	152-361	.421	70-197	.355	101-108	.935	475	14.0	21-98	119	3.5	72	2	84	42	1	27	1,128	
1990-91	30	30	139-298	.466	71-170	.418	73-86	.849	422	14.1	16-69	85	2.8	63	2	88	44	2	23	1,008	
<b>Totals</b>	<b>133</b>	<b>133</b>	<b>583-1,256</b>	<b>.464</b>	<b>264-636</b>	<b>.415</b>	<b>309-348</b>	<b>.888</b>	<b>1,739</b>	<b>13.1</b>	<b>102-306</b>	<b>408</b>	<b>3.1</b>	<b>287</b>	<b>6</b>	<b>350</b>	<b>217</b>	<b>17</b>	<b>109</b>	<b>4,338</b>	




**1,542**  
**Willie Long, C**  
Fort Wayne, Ind.

Helms All-America as a senior in 1971...the athletic post player was All-WAC in 1970 and '71...a second-round draft pick by the Cleveland Cavaliers in 1971...the second Lobo to record 1,500 points and 800 rebounds in a career...first Lobo to average more than 22 points a game for a season...career-scoring high was 41 against BYU his junior season...career best for rebounds was 21 versus Abilene Christian as a sophomore...led the WAC in scoring as a senior.


Year	G	FG	FGA	Pct.	FT	FTA	Pct.	Pts.	Avg.	Reb.	Avg.	PF	DQ	A	Min.
1968-69	26	109	249	.438	82	138	.594	300	11.6	188	7.2	71	4	15	-
1969-70	26	237	467	.506	147	207	.710	621	23.9	335	12.9	85	5	23	946
1970-71	26	214	428	.500	193	273	.707	621	23.9	277	10.7	89	5	28	956
<b>Totals</b>	<b>78</b>	<b>560</b>	<b>1,144</b>	<b>.490</b>	<b>422</b>	<b>618</b>	<b>.683</b>	<b>1,542</b>	<b>19.8</b>	<b>800</b>	<b>10.3</b>	<b>245</b>	<b>14</b>	<b>66</b>	<b>-</b>

Undeniably one of the best players in school history...UNM's first All-American, earning the honor in 1967...All-WAC in 1966 and '67...played on Lobo teams that went 54-28...led the WAC in scoring his senior year...scoring high was 39 against Texas Tech as a junior...9th player taken in the 1967 NBA Draft by the Cincinnati Royals...ABA Rookie of the Year in 1967-68 with the Minnesota Muskies before being traded to the Indiana Pacers...ABA Most Valuable Player in 1969 and 1971 and led the Pacers to three ABA championships...played in seven ABA All-Star games, and was named the 1971 All-Star Game MVP.

1,537  
Mel Daniels, C  
Detroit, Mich.



Year	G	FG	FGA	Pct.	FT	FTA	Pct.	Pts.	Avg.	Reb.	Avg.	PF
1964-65	27	178	366	.480	111	182	.609	467	17.0	302	11.2	82
1965-66	23	191	364	.485	107	145	.731	489	21.2	238	10.3	71
1966-67	27	225	468	.481	131	191	.686	581	21.5	313	11.6	85
<b>Totals</b>	<b>77</b>	<b>594</b>	<b>1,228</b>	<b>.484</b>	<b>349</b>	<b>518</b>	<b>.674</b>	<b>1,537</b>	<b>19.9</b>	<b>853</b>	<b>11.1</b>	<b>238</b>




1,477  
Phil Smith, G  
Long Island City, N.Y.

Career numbers would have been even more impressive had Smith not missed 13 games with a broken foot his junior year...the first Lobo to lead the team in a statistical category four straight seasons...Smith led UNM in assists from 1981-84, and he is second on the all-time list with 630...Attempted more free throws (730) than any Lobo in history...first team All-WAC in 1984...career scoring high of 33 points against Cal State Long Beach his junior year...assist high of 14 against San Diego State as a senior.

Year	G	GS	FG-FGA	Pct.	3FG-3FGA	Pct.	FT-FTA	Pct.	Pts.	Avg.	Reb.	Avg.	PF	DQ	A	TO	B	S	Min.
1980-81	26	24	100	.215	.465	.121	168	.720	321	12.3	77	3.0	86	5	176	111	2	47	829
1981-82	28	28	151	.306	.493	.144	199	.724	446	15.9	82	2.9	84	4	170	101	1	45	968
1982-83	16	15	62	.128	.484	.083	110	.755	207	12.9	42	2.6	36	0	81	51	0	28	502
1983-84	35	35	152	.312	.487	.199	253	.787	503	14.4	108	3.1	99	3	203	144	0	77	1,338
<b>Totals</b>	<b>105</b>	<b>102</b>	<b>465</b>	<b>.261</b>	<b>.484</b>	<b>.147</b>	<b>730</b>	<b>.749</b>	<b>1,477</b>	<b>14.1</b>	<b>309</b>	<b>2.9</b>	<b>305</b>	<b>12</b>	<b>630</b>	<b>407</b>	<b>3</b>	<b>197</b>	<b>3,637</b>

Maybe the fastest point guard ever to play for the Lobos...first team All-WAC as a senior in 1987...one of two Lobos to tally more than 200 career steals...finished with a school-record 235 thefts...also fourth all-time with 574 assists...holds UNM single-game record of 21 assists against Hawai'i on Feb. 13, 1987...memorable game against Colorado State his senior year as his dunk at the buzzer gave the Lobos a 62-61 victory in Fort Collins...best scoring game was 34 points against Brown on Dec. 26, 1986.

1,469  
Kelvin Scarborough, G  
Washington, D.C.



Year	G	GS	FG-FGA	Pct.	3FG-3FGA	Pct.	FT-FTA	Pct.	Pts.	Avg.	Off-Def Reb.	Tot Reb.	Avg.	PF	DQ	A	TO	B	S	Min.
1983-84	32	0	46-99	.465	---	---	42-70	.600	134	4.2	---	30	0.9	46	0	36	28	0	24	397
1984-85	32	32	113-258	.438	---	---	114-150	.760	340	10.6	---	118	3.7	92	3	175	113	3	80	1,146
1985-86	31	31	125-249	.502	---	---	85-129	.659	335	10.8	---	131	4.2	76	2	151	89	5	53	1,087
1986-87	35	34	215-402	.535	30-85	.353	200-257	.778	660	18.9	35-108	143	4.1	89	0	212	117	3	78	1,317
<b>Totals</b>	<b>130</b>	<b>97</b>	<b>499-1,008</b>	<b>.495</b>	<b>30-85</b>	<b>.353</b>	<b>441-606</b>	<b>.728</b>	<b>1,469</b>	<b>11.3</b>	<b>---</b>	<b>422</b>	<b>3.2</b>	<b>303</b>	<b>5</b>	<b>574</b>	<b>347</b>	<b>11</b>	<b>235</b>	<b>3,947</b>




1,458  
Dairese Gary, G  
Elkhart, Ind.

A two-time All-Mountain West selection and a two-time All-MW Defensive player ... owned the Mountain West record for career assists and assists in MW games ... ended his career as the all-time winningest scholarship Lobo basketball player, picking up 98 wins over his four-year career ... won at least 22 games in each of his four seasons, and helped UNM to four postseason appearances ... was at his best in big games, and was constantly asked to guard the opposing teams' top offensive threat.

Year	G	GS	FG-FGA	Pct.	3FG-3FGA	Pct.	FT-FTA	Pct.	Pts.	Avg.	Off-Def Reb.	Tot Reb.	Avg.	PF	DQ	A	TO	B	S	Min.
2007-08	33	28	81-182	.445	27-69	.391	68-92	.739	257	7.8	19-56	75	2.3	76	2	105	71	1	44	777
2008-09	34	34	72-165	.436	20-51	.392	111-154	.721	275	8.1	14-60	74	2.2	99	4	140	77	0	39	811
2009-10	35	35	125-278	.450	15-44	.341	195-260	.750	460	13.1	16-81	97	2.8	70	1	137	63	1	36	1,002
2010-11	33	33	134-278	.482	35-104	.337	163-209	.780	466	14.1	21-84	105	3.2	76	0	182	92	1	43	1,117
<b>Totals</b>	<b>135</b>	<b>130</b>	<b>412-903</b>	<b>.456</b>	<b>97-268</b>	<b>.362</b>	<b>537-715</b>	<b>.751</b>	<b>1,458</b>	<b>10.8</b>	<b>70-281</b>	<b>351</b>	<b>2.6</b>	<b>321</b>	<b>7</b>	<b>564</b>	<b>303</b>	<b>3</b>	<b>162</b>	<b>3,707</b>

Hometown hero who had nine steals against Tennessee State in 1991...among the Lobos' career leaders in 3-point field-goal percentage at 44.1 (78-177)...first team All-WAC in 1992 and twice named to the All-WAC Defensive Team (1991-92)...played professionally in New Zealand for several years...career scoring high of 28 points came during his freshman year against George Washington on Dec. 27, 1988...had 13 rebounds against Idaho State on Nov. 22, 1991.

1,394  
Willie Banks, G  
Albuquerque, N.M.



Year	G	GS	FG-FGA	Pct.	3FG-3FGA	Pct.	FT-FTA	Pct.	Pts.	Avg.	Off-Def Reb.	Tot Reb.	Avg.	PF	DQ	A	TO	B	S	Min.
1988-89	33	1	116-216	.537	14-36	.389	61-80	.763	307	9.3	29-45	74	2.2	37	1	89	64	0	31	897
1989-90	34	1	109-218	.500	14-29	.483	69-92	.750	301	8.9	35-50	85	2.5	35	0	72	46	7	28	751
1990-91	26	19	132-236	.559	17-36	.472	54-65	.831	335	12.9	32-74	106	4.1	36	0	96	48	4	61	953
1991-92	33	33	152-312	.487	33-76	.434	114-145	.786	451	13.7	28-94	122	3.7	44	0	162	86	7	62	1,234
<b>Totals</b>	<b>126</b>	<b>54</b>	<b>509-982</b>	<b>.518</b>	<b>78-177</b>	<b>.441</b>	<b>298-382</b>	<b>.780</b>	<b>1,394</b>	<b>11.1</b>	<b>124-263</b>	<b>387</b>	<b>3.1</b>	<b>152</b>	<b>1</b>	<b>419</b>	<b>244</b>	<b>18</b>	<b>182</b>	<b>3,835</b>




**1,387**  
**Kenny Page, F**  
Staten Island, N.Y.

The most prolific scorer in WAC history...career average of 26.2 is also tops in WAC history...scored 35 or more points on seven occasions...top effort was 47 points against Illinois Tech in December of 1979...best output in a WAC game was 44 points against BYU and UTEP...came to UNM after transferring from Ohio State following the 1977-78 season...did not play at UNM his senior year.

Year	G	GS	FG-FGA	Pct.	3FG-3FGA	Pct.	FT-FTA	Pct.	Pts.	Avg.	Reb.	Avg.	PF	DQ	A	TO	B	S	Min.
1979-80	28	28	314	.618	.508	156	203	.768	784	28.0	184	6.6	90	4	65	102	3	20	1,071
1980-81	25	25	239	.525	.455	125	161	.776	603	24.1	111	4.4	75	4	60	100	2	23	933
<b>Totals</b>	<b>53</b>	<b>53</b>	<b>553</b>	<b>.143</b>	<b>.484</b>	<b>281</b>	<b>364</b>	<b>.772</b>	<b>1,387</b>	<b>26.2</b>	<b>295</b>	<b>5.6</b>	<b>165</b>	<b>8</b>	<b>125</b>	<b>202</b>	<b>5</b>	<b>43</b>	<b>2,004</b>

The first Lobo to reach 1,000 career points...also the first - and only one of three in school history - to lead the team in scoring three consecutive seasons...the only Lobo in the 1,000-point list who played for New Mexico before it was a member of the Western Athletic Conference...UNM was in the Skyline Conference when Grant was here.

**1,282**  
**Francis Grant, G**  
Jeffersonville, Ind.



Year	G	FG	FGA	Pct.	FT	FTA	Pct.	Pts.	Avg.	Reb.	Avg.	PF	DQ
1959-60	25	201	456	.441	78	121	.645	480	19.2	188	7.5	87	7
1960-61	23	158	370	.427	76	116	.655	392	17.0	196	8.5	65	3
1961-62	26	150	357	.419	110	150	.733	410	15.8	161	6.2	73	3
<b>Totals</b>	<b>74</b>	<b>509</b>	<b>1,183</b>	<b>.430</b>	<b>264</b>	<b>387</b>	<b>.682</b>	<b>1,282</b>	<b>17.3</b>	<b>545</b>	<b>7.4</b>	<b>225</b>	<b>13</b>




**1,276**  
**Elijah Brown**  
Orange County, Calif.

A transfer from Butler University, Brown easily surpassed the 1,000-point mark over his sophomore and junior seasons ... poured in a career-high 41 points against Fresno State ... scored 694 points as a sophomore, tying for the fourth-most points by a Lobo in school history ... finished his career with a 20.3 scoring average ... hit a game-winning runner with less than two seconds left in a 78-77 win over UTEP ... went 15-for-15 from the charity stripe in the 2015 conference opener, and then went 14-for-14 in the 2016 conference opener.


Year	G	GS	FG	FGA	Pct.	FT	FTA	Pct.	Pts.	Avg.	Tot. Reb.	Avg.	PF	DQ	A	TO	B	S	Min.
2015-16	32	29	194	453	.428	217	255	.851	694	21.7	176	5.5	64	0	100	109	2	35	1,078
2016-17	31	27	166	438	.379	182	220	.827	582	18.8	161	5.2	63	0	95	94	4	41	1,000
<b>Totals</b>	<b>63</b>	<b>56</b>	<b>360</b>	<b>891</b>	<b>.363</b>	<b>399</b>	<b>475</b>	<b>.840</b>	<b>1,276</b>	<b>20.3</b>	<b>337</b>	<b>5.3</b>	<b>127</b>	<b>0</b>	<b>195</b>	<b>203</b>	<b>6</b>	<b>76</b>	<b>2,078</b>

Rebounded from a broken left leg after his junior year to claim First Team All-MWC honors in 2009...as a senior, averaged a team-high 14.9 points in 34 games recording seven games with 20+ points...recorded 66 games with double-figure scoring in career...known for his highlight reel slams (78 in career), he won the 2009 national slam dunk contest...finished his career ranked sixth with 78 dunks...played 129 career games, sixth most at UNM.



**1,260**  
**Tony Danridge, G**  
San Bernardino, Calif.

Year	G	GS	FG	FGA	Pct.	3FG	3FGA	Pct.	FT	FTA	Pct.	Pts.	Avg	Off Reb	Def Reb	Tot Reb	Avg	PF	DQ	A	TO	B	S	Min.
2004-05	33	0	44	88	.500	0	0	.000	12	23	.522	100	3.0	16	18	34	1.0	43	0	14	21	4	10	399
2005-06	30	27	99	193	.513	1	9	.111	53	76	.697	252	8.4	31	45	76	2.5	51	0	30	37	2	13	791
2006-07	32	32	166	326	.509	16	39	.410	52	75	.693	400	12.5	21	58	79	2.5	60	1	43	39	11	24	895
2007-08			DNP		Redshirt		Injured																	
2008-09	34	32	176	364	.484	6	28	.214	150	201	.746	508	14.9	36	103	139	4.1	75	3	91	73	4	41	1,091
<b>Totals</b>	<b>129</b>	<b>91</b>	<b>485</b>	<b>971</b>	<b>.499</b>	<b>23</b>	<b>76</b>	<b>.303</b>	<b>267</b>	<b>375</b>	<b>.712</b>	<b>1,260</b>	<b>9.8</b>	<b>104</b>	<b>224</b>	<b>328</b>	<b>2.5</b>	<b>229</b>	<b>4</b>	<b>178</b>	<b>170</b>	<b>21</b>	<b>88</b>	<b>3,176</b>




**1,246**  
**Marvin Johnson, F**  
DeRidder, La.

Marvin "Automatic" Johnson still holds the New Mexico single-game scoring record of 50 points against Colorado State on March 2, 1978...Johnson made 21 of 27 field-goal attempts and eight free throws to break Toby Roybal's record of 45 points set in 1956...Johnson led the Lobos in scoring both seasons...he ranked first in the WAC and 17th in the nation in scoring in 1977-78 when he was first team all-conference selection...Johnson was a second-round pick of the Chicago Bulls in the 1978 NBA Draft...came to UNM after two seasons at Howard County JC in Big Spring, Texas.

Year	G	GS	FG	FGA	Pct.	FT	FTA	Pct.	Pts.	Avg.	Tot. Reb.	Avg.	PF	DQ	A	TO	B	S	Min.
1976-77	29	29	220	462	.476	12	154	.792	573	19.8	174	6.0	71	1	65	-	9	16	954
1977-78	28	28	270	497	.543	133	171	.778	673	24.0	167	6.0	59	0	48	79	5	26	910
<b>Totals</b>	<b>57</b>	<b>57</b>	<b>490</b>	<b>959</b>	<b>.511</b>	<b>255</b>	<b>325</b>	<b>.785</b>	<b>1,246</b>	<b>21.9</b>	<b>341</b>	<b>6.0</b>	<b>130</b>	<b>1</b>	<b>113</b>	<b>-</b>	<b>14</b>	<b>42</b>	<b>1,864</b>

Had one of the greatest senior seasons in school history, earning Second Team All-America honors from Sports Illustrated ... became first person in school history to average 20 points a season after averaging single-figures ... led the Mountain West in scoring and shooting and recorded the third-most points in a MW conference season ... was the Mountain West Tournament MVP as a senior, as well as First Team All-MW, First Team All-NABC, and All-USBWA ... became known nationally for his work ethic, a regimen that included lifting weights in full uniform after games.

**1,239**  
**Cameron Bairstow, F**  
Brisbane, Australia



Year	G	GS	FG-FGA	Pct.	3FG-3FGA	Pct.	FT-FTA	Pct.	Pts.	Avg	Off-Def		PF	DQ	A	TO	B	S	Min.	
											Reb.-Reb.	Reb.								
2010-11	31	1	33-55	.600	1-2	.500	13-22	.591	80	2.6	25-30	55	1.8	46	0	7	14	8	6	301
2011-12	34	1	40-90	.444	0-1	.000	45-71	.634	125	3.7	57-66	123	3.6	80	0	11	32	19	13	523
2012-13	35	19	108-237	.456	0-0	.000	124-168	.738	340	9.7	76-132	208	5.9	84	4	31	43	21	24	844
2013-14	34	34	237-426	.556	1-3	.333	219-298	.735	694	20.4	76-175	251	7.4	72	2	53	68	51	19	1,119
<b>Totals</b>	<b>134</b>	<b>55</b>	<b>418-808</b>	<b>.517</b>	<b>2-6</b>	<b>.333</b>	<b>401-559</b>	<b>.717</b>	<b>1,239</b>	<b>9.2</b>	<b>234-403</b>	<b>637</b>	<b>4.8</b>	<b>282</b>	<b>6</b>	<b>102</b>	<b>157</b>	<b>99</b>	<b>62</b>	<b>2,787</b>

**1,200**  
**Mark Walters, G**  
Albuquerque, N.M.




First team All-MWC as a senior...powerful combination guard who saw time at four different positions during his career...ranks eighth in career steals at UNM with 153 which was second all-time in MWC history at the end of his career...one of only four Lobos to collect 1,200 points, 450 rebounds, 220 steals and 130 assists, joining Hunter Greene, Charles Smith and Lamont Long.


Year	G	GS	FG-FGA	Pct.	3FG-3FGA	Pct.	FT-FTA	Pct.	Pts.	Avg	Off-Def		PF	DQ	A	TO	B	S	Min.	
											Reb.-Reb.	Reb.								
2002-03	28	20	95-235	.404	28-89	.315	47-70	.671	265	9.5	51-106	157	5.6	68	1	50	46	5	32	788
2003-04	25	11	41-115	.357	16-48	.333	24-33	.727	122	4.9	23-50	73	2.9	64	3	35	36	2	16	504
2004-05	33	33	121-253	.478	35-94	.372	71-95	.747	348	10.5	32-86	118	3.6	75	1	92	55	10	43	974
2005-06	30	30	154-353	.436	57-151	.377	100-142	.704	465	15.5	31-104	135	4.5	86	7	92	78	10	62	974
<b>Totals</b>	<b>116</b>	<b>94</b>	<b>411-956</b>	<b>.430</b>	<b>136-382</b>	<b>.356</b>	<b>242-340</b>	<b>.712</b>	<b>1,200</b>	<b>10.3</b>	<b>137-346</b>	<b>483</b>	<b>4.2</b>	<b>293</b>	<b>12</b>	<b>269</b>	<b>215</b>	<b>27</b>	<b>153</b>	<b>3,240</b>

Arguably one of the most respected student-athletes to attend UNM...national winner of the 2010 Chip Hilton Award, given for outstanding character, leadership and talent... Academic All-American in 2009-10, UNM's first selection in 35 years...first Lobo to reach 1,000 points, 600 rebounds, 200 3-pointers and 200 assists in a career...left UNM tied for 2nd in games played (133), 19th in scoring (1,159), 10th in rebounding (633) and 6th in 3-pointers (205)...March 3, 2010, was proclaimed "Roman Martinez Day," by New Mexico Gov. Bill Richardson...co-captain as a senior when UNM won its second straight MWC title.

**1,159**  
**Roman Martinez, F**  
El Paso, Texas



Year	G	GS	FG-FGA	Pct.	3FG-3FGA	Pct.	FT-FTA	Pct.	Pts.	Avg	Off-Def		PF	DQ	A	TO	B	S	Min.	
											Reb.-Reb.	Reb.								
2006-07	31	12	31-78	.397	8-33	.242	13-20	.650	83	2.7	36-44	80	2.6	42	0	36	22	10	16	388
2007-08	33	24	80-171	.468	29-69	.420	42-58	.724	231	7.0	58-70	128	3.9	84	1	65	36	6	31	801
2008-09	34	33	126-274	.460	69-165	.418	39-57	.684	360	10.6	70-147	217	6.4	93	7	50	43	10	37	1,042
2009-10	35	35	160-367	.438	99-240	.413	66-88	.750	485	13.9	75-13	207	5.9	88	1	50	33	19	51	1,122
<b>Totals</b>	<b>133</b>	<b>104</b>	<b>397-888</b>	<b>.447</b>	<b>205-507</b>	<b>.404</b>	<b>160-223</b>	<b>.717</b>	<b>1,159</b>	<b>8.7</b>	<b>240-393</b>	<b>633</b>	<b>4.8</b>	<b>307</b>	<b>9</b>	<b>201</b>	<b>134</b>	<b>45</b>	<b>136</b>	<b>3,353</b>




**1,158**  
**Charlie Thomas, F**  
Sandy Spring, Md.

One of the few Lobos to score more than 1,000 points and grab 500 rebounds in just two seasons...a transfer from Wake Forest following the 1985-86 season...led New Mexico in scoring and rebounding in 1988 and '89...WAC Newcomer of the Year in 1988...ranks third all-time at UNM with a career field-goal percentage of 59.0... career scoring high of 32 points against Iowa State in Madison Square Garden in the 1987 Preseason NIT...best rebound effort of 16 on two occasions.

Year	G	GS	FG-FGA	Pct.	3FG-3FGA	Pct.	FT-FTA	Pct.	Pts.	Avg.	Off-Def		PF	DQ	A	TO	B	S	Min.	
											Reb.-Reb.	Tot								
1987-88	36	36	245-435	.563	0-2	.000	123-184	.669	613	17.0	94-177	271	7.5	113	6	55	79	10	39	1,117
1988-89	33	33	227-365	.622	0-0	.000	91-142	.641	545	16.5	73-185	258	7.8	90	2	64	62	6	35	1,045
<b>Totals</b>	<b>69</b>	<b>69</b>	<b>472-800</b>	<b>.590</b>	<b>0-2</b>	<b>.000</b>	<b>214-326</b>	<b>.656</b>	<b>1,158</b>	<b>16.8</b>	<b>167-362</b>	<b>529</b>	<b>7.7</b>	<b>203</b>	<b>8</b>	<b>119</b>	<b>141</b>	<b>16</b>	<b>74</b>	<b>2,162</b>

First team All-WAC in 1986...career-high 36 points on two occasions: against Alaska-Anchorage his junior season; and versus San Diego State on March 1, 1986, the final home game of Brown's career...shares single-game record for field-goal accuracy when he made all 11 shots against Air Force on Jan. 12, 1985.

**1,157**  
**Johnny Brown, F**  
Los Angeles, Calif.



Year	G	GS	FG-FGA	Pct.	3FG-3FGA	Pct.	FT-FTA	Pct.	Pts.	Avg.	Off-Def		PF	DQ	A	TO	B	S	Min.	
											Reb.	Reb.								
1984-85	27	27	209	.356	.587	90	144	.625	508	18.8	169	169	6.3	70	3	31	47	5	26	982
1985-86	31	31	255	.460	.554	139	237	.586	649	20.9	234	234	7.5	57	2	43	62	2	31	1,169
<b>Totals</b>	<b>58</b>	<b>58</b>	<b>464</b>	<b>.816</b>	<b>.569</b>	<b>229</b>	<b>381</b>	<b>.601</b>	<b>1,157</b>	<b>19.9</b>	<b>403</b>	<b>403</b>	<b>6.9</b>	<b>127</b>	<b>5</b>	<b>74</b>	<b>109</b>	<b>7</b>	<b>57</b>	<b>2,151</b>




Played on four UNM teams that combined for a 102-37 record, the most wins by a scholarship player at the time...the Lobos won or shared three Mountain West regular season titles (2009, 2010, 2012), captured the 2012 MW Tournament championship and played in postseason all four years, including the NCAA Tournament in 2010 and 2012...tied for 5th all-time at UNM with 207 career 3-pointers...career scoring high was 27 points against Colorado State on Jan. 27, 2011...career-high seven 3s at Air Force his sophomore year



1,146  
Phillip McDonald, G  
Cypress Springs, Texas

Year	G	GS	FG-FGA	Pct.	3FG-3FGA	Pct.	FT-FTA	Pct.	Pts.	Off-Def		Reb.	Avg.	PF	DQ	A	TO	B	S	Min.
										Reb.-Reb.	Reb.									
2008-09	33	33	88-198	.444	34-93	.366	32-49	.653	242	7.3	34-69	103	3.1	52	0	34	27	7	23	672
2009-10	35	35	122-284	.430	72-182	.396	47-68	.691	363	10.4	40-70	110	3.1	68	1	25	40	6	16	961
2010-11	32	30	118-292	.404	54-166	.325	59-77	.766	349	10.9	50-87	137	4.3	80	2	36	45	10	16	890
2011-12	33	2	69-160	.431	47-107	.439	7-12	.583	192	5.8	25-27	152	1.6	68	0	21	20	2	7	428
<b>Totals</b>	<b>133</b>	<b>100</b>	<b>397-934</b>	<b>.425</b>	<b>207-548</b>	<b>.378</b>	<b>145-206</b>	<b>.704</b>	<b>1,146</b>	<b>8.6</b>	<b>149-253</b>	<b>402</b>	<b>3.0</b>	<b>268</b>	<b>3</b>	<b>116</b>	<b>132</b>	<b>25</b>	<b>62</b>	<b>2,951</b>




1,145  
David Chiotti, F  
San Jose, Calif.

Skilled post player who improved every year during his career...third team All-MWC as a junior, helping to guide UNM to the 2005 MWC Tournament Championship and a trip to the NCAA Tournament...second team All-MWC selection as a senior...612 career rebounds made him the ninth player in school history with 1,100 points and 600 boards...Led the team in FG% in his final three seasons...shot 53.7% for his career, ranking 9th all-time at UNM.

Year	G	GS	FG-FGA	Pct.	3FG-3FGA	Pct.	FT-FTA	Pct.	Pts.	Off-Def		Reb.	Avg.	PF	DQ	A	TO	B	S	Min.
										Reb.-Reb.	Reb.									
2002-03	28	20	45-82	.549	0-0	.000	20-39	.513	110	3.9	37-75	112	4.0	60	1	23	20	16	12	582
2003-04	27	25	125-228	.548	0-0	.000	88-125	.704	338	12.5	47-96	143	5.3	73	1	44	47	14	16	803
2004-05	33	33	129-239	.540	1-4	.250	83-119	.697	342	10.4	55-114	169	5.1	73	2	49	66	20	27	902
2005-06	30	30	128-246	.520	5-21	.238	94-152	.618	355	11.8	42-146	188	6.3	65	0	70	59	24	21	979
<b>Totals</b>	<b>118</b>	<b>108</b>	<b>427-795</b>	<b>.537</b>	<b>6-25</b>	<b>.240</b>	<b>285-438</b>	<b>.651</b>	<b>1,145</b>	<b>9.7</b>	<b>181-431</b>	<b>612</b>	<b>5.2</b>	<b>271</b>	<b>4</b>	<b>186</b>	<b>192</b>	<b>74</b>	<b>76</b>	<b>3,266</b>

First team All-WAC as a senior in 1993 when he led the Lobos to their first Western Athletic Conference Tournament title...UNM defeated Fresno State, BYU and UTEP at the Delta Center in Salt Lake City as Williams was named the tournament's Most Valuable Player...the Lobos were 64-30 in Williams' three seasons with two trips to the NCAA Tournament (1991 and '93) and one appearance in the NIT...career bests: 31 points against Texas A&M on Dec. 10, 1991 when he nailed a career-high seven 3-pointers; 10 rebounds versus Southern on Dec. 29, 1990.

1,086  
Ike Williams, G  
Dallas, Texas



Year	G	GS	FG-FGA	Pct.	3FG-3FGA	Pct.	FT-FTA	Pct.	Pts.	Off-Def		Reb.	Avg.	PF	DQ	A	TO	B	S	Min.
										Reb.-Reb.	Tot									
1990-91	30	28	74-186	.398	15-52	.289	27-43	.628	190	6.3	21-70	91	3.0	68	2	91	77	2	22	571
1991-92	33	33	147-356	.413	54-172	.314	56-77	.727	404	12.2	45-67	112	3.4	72	0	69	63	5	29	799
1992-93	31	31	187-389	.481	71-155	.458	47-74	.635	492	15.9	36-100	136	4.4	76	1	75	88	6	27	945
<b>Totals</b>	<b>94</b>	<b>92</b>	<b>408-931</b>	<b>.438</b>	<b>140-379</b>	<b>.369</b>	<b>130-194</b>	<b>.670</b>	<b>1,086</b>	<b>11.6</b>	<b>92-237</b>	<b>329</b>	<b>3.5</b>	<b>216</b>	<b>3</b>	<b>235</b>	<b>228</b>	<b>13</b>	<b>78</b>	<b>2,315</b>




1,067  
Chad Toppert, G  
Albuquerque, N.M.

Excellent outside shooter who became one of the top 3-point shooters in Mountain West Conference history...28 starts is the fewest for any player in the 1,000-point club...2nd all-time at UNM and 3rd in MWC history with 266 career 3s with a 43.9% success rate, No. 3 at UNM...ranked in the top-10 in the nation in 3-pt. FG% in 2007 (46.4%) and 2008 (48%), earning Honorable Mention All-MWC both seasons... just as accurate from the FT line with an all-time accuracy of 80.8% (8th at UNM).

Year	G	GS	FG	FGA	Pct.	3FG	3FGA	Pct.	FT	FTA	Pct.	Pts.	Avg	Off	Def	Tot	Reb	Avg	PF	DQ	A	TO	B	S	Min.
2005-06	28	0	19	53	.358	14	43	.326	3	4	.750	55	2.0	6	14	20	0.7	8	0	8	3	0	3	157	
2006-07	32	14	100	214	.467	85	183	.464	19	24	.792	304	9.5	20	63	83	2.6	51	0	26	14	1	15	772	
2007-08	33	13	107	228	.469	85	177	.480	42	53	.792	341	10.3	23	81	104	3.2	45	0	48	24	5	10	836	
2008-09	34	1	105	251	.418	82	203	.404	75	91	.824	367	10.8	22	88	110	3.2	53	0	38	26	4	8	824	
<b>Totals</b>	<b>127</b>	<b>28</b>	<b>331</b>	<b>746</b>	<b>.444</b>	<b>266</b>	<b>606</b>	<b>.439</b>	<b>139</b>	<b>172</b>	<b>.808</b>	<b>1,067</b>	<b>8.4</b>	<b>71</b>	<b>246</b>	<b>317</b>	<b>2.5</b>	<b>157</b>	<b>0</b>	<b>120</b>	<b>67</b>	<b>10</b>	<b>36</b>	<b>2,589</b>	


The first real big man at the University of New Mexico...head coach Bob King snared the future pro from Burlington (Iowa) Junior College prior to the 1962-63 season... first team All-WAC pick in 1963 and '64...a second round draft pick by the Philadelphia 76ers in the 1964 NBA Draft...career averages were 18.8 points and 11.8 rebounds... top scoring game was 36 points against BYU...best rebounding effort was 22 versus Long Beach State...led the Lobos to their first WAC title in 1964.

1,016  
Ira Harge, C  
Detroit, Mich.



Year	G	FG	FGA	Pct.	FT	FTA	Pct.	Pts.	Avg.	Reb.	Avg.	PF
1962-63	25	196	362	.541	135	214	.631	527	21.1	331	13.2	72
1963-64	29	175	405	.432	139	214	.649	489	16.8	305	10.5	93
<b>Totals</b>	<b>54</b>	<b>371</b>	<b>767</b>	<b>.484</b>	<b>274</b>	<b>428</b>	<b>.640</b>	<b>1,016</b>	<b>18.8</b>	<b>636</b>	<b>11.8</b>	<b>165</b>

The seven-footer ranked third all-time at New Mexico with 126 blocks when he left, and he led the team in swats three consecutive seasons (1986-88)...only one of nine Lobos to reach 1,000 points and 500 rebounds in a career at the end of his eligibility... played on Lobo teams that went 86-49 from 1986-89, and advanced to postseason play (NIT) all four seasons...career highs: 27 points in the Lobos' 1987 WAC Tournament semifinal win over BYU; 14 rebounds against BYU on Jan. 10, 1987; 5 blocks against Ohio State on Dec. 27, 1987.



**1,011**  
**Rob Loeffel, C**  
Banning, Calif.

Year	G	GS	FG-FGA	Pct.	3FG-3FGA	Pct.	FT-FTA	Pct.	Pts.	Avg.	Off-Def		Tot	Avg.	PF	DQ	A	TO	B	S	Min.
											Reb.	Reb.-Reb.									
1985-86	31	10	87-179	.486	---	---	37-51	.725	211	6.8	---	96	3.1	57	0	11	27	36	8	589	
1986-87	35	31	132-265	.498	0-0	.000	75-122	.615	339	9.7	45-149	194	5.5	89	2	21	48	37	18	884	
1987-88	36	36	149-289	.516	0-0	.000	72-105	.686	370	10.3	62-133	195	5.4	94	3	31	47	45	9	990	
1988-89	26	3	33-66	.500	0-0	.000	25-38	.658	91	3.5	12-54	66	2.5	28	0	14	20	8	2	274	
<b>Totals</b>	<b>128</b>	<b>80</b>	<b>401-799</b>	<b>.502</b>	<b>0-0</b>	<b>.000</b>	<b>209-316</b>	<b>.661</b>	<b>1,011</b>	<b>7.9</b>	<b>-</b>	<b>551</b>	<b>4.3</b>	<b>268</b>	<b>5</b>	<b>77</b>	<b>142</b>	<b>126</b>	<b>37</b>	<b>2,737</b>	




**1,010**  
**Alex Kirk, C**  
Los Alamos, N.M.

Broke the 1,000-point barrier at the Mountain West championship game ... only the eighth native New Mexican to record 1,000 points with the Lobos ... owns the freshman record for points in a game with 31 against Cal State Bakersfield ... a two-time All-Mountain West player, and a two-time Mountain West All-Defensive selection.


Year	G	GS	FG-FGA	Pct.	3FG-3FGA	Pct.	FT-FTA	Pct.	Pts.	Avg.	Off-Def		Tot	Avg.	PF	DQ	A	TO	B	S	Min.
											Reb.	Reb.-Reb.									
2010-11	34	21	64-136	.471	10-36	.278	23-37	.622	161	4.7	34-92	126	3.7	70	2	12	24	20	9	509	
2011-12		DNP	-		-		Injured														
2012-13	35	33	157-318	.494	13-47	.277	98-137	.715	425	12.1	84-198	282	8.1	77	3	17	51	63	15	1,018	
2013-14	32	32	165-337	.490	12-56	.214	82-123	.667	424	13.3	73-204	277	8.7	82	3	35	57	85	12	1,025	
<b>Totals</b>	<b>101</b>	<b>86</b>	<b>386-791</b>	<b>.488</b>	<b>35-139</b>	<b>.252</b>	<b>203-297</b>	<b>.684</b>	<b>1,010</b>	<b>10.0</b>	<b>191-494</b>	<b>685</b>	<b>6.8</b>	<b>229</b>	<b>8</b>	<b>64</b>	<b>132</b>	<b>168</b>	<b>36</b>	<b>2,552</b>	

Becker played on three Lobo teams that produced a combined 53-27 record...the 1968 Lobos won the Western Athletic Conference title and advanced to the NCAA Tournament for the first time in school history...one of the most accurate free throw shooters ever at UNM, making 79.3% (317-400) of his attempts.

**1,010**  
**Ron Becker, F**  
Roswell, N.M.



Year	G	FG	FGA	Pct.	FT	FTA	Pct.	Pts.	Avg.	Reb.	Avg.	PF	DQ	A	Min.
1967-68	28	102	213	.479	90	115	.783	294	10.5	145	5.2	78	2	-	-
1968-69	26	112	282	.397	74	94	.787	298	11.5	151	5.8	81	5	75	-
1969-70	26	133	328	.409	153	191	.801	418	16.2	195	7.5	70	0	76	1,008
<b>Totals</b>	<b>80</b>	<b>347</b>	<b>823</b>	<b>.422</b>	<b>317</b>	<b>400</b>	<b>.793</b>	<b>1,010</b>	<b>12.6</b>	<b>491</b>	<b>6.1</b>	<b>229</b>	<b>7</b>	<b>-</b>	<b>-</b>



**1,006**  
**Hugh Greenwood, G**  
Tasmania, Australia

Became the second guard in program history to finish his career with over 1,000 points and 600 rebounds, joining Lamont Long (1996-2000)... All-MW Third Team as a senior, All-MW Honorable Mention as a junior and sophomore... Set conference record for most MW games played, tying Derrick Marks of Boise State at 65... Part of UNM teams that won five MW championships... Top 10 in program history in career minutes played, assists and made 3-point field goals at the time of his graduation.

Year	G	GS	FG-FGA	Pct.	3FG-3FGA	Pct.	FT-FTA	Pct.	Pts.	Avg.	Off-Def		Tot	Avg.	PF	DQ	A	TO	B	S	Min.
											Reb.	Reb.-Reb.									
2011-12	33	29	69-166	.416	36-106	.340	34-49	.694	208	6.3	15-108	123	3.7	68	2	83	34	15	28	765	
2012-13	35	35	85-206	.413	40-112	.357	34-56	.607	244	7.0	36-139	175	5.0	80	3	83	44	16	47	998	
2013-14	31	31	67-167	.401	39-118	.331	20-31	.645	193	6.2	39-118	157	5.1	86	3	105	30	9	27	986	
2014-15	31	31	121-345	.351	72-211	.341	47-62	.758	361	11.6	18-147	165	5.3	60	0	101	58	21	47	1,094	
<b>Totals</b>	<b>130</b>	<b>126</b>	<b>342-884</b>	<b>.387</b>	<b>187-547</b>	<b>.342</b>	<b>135-198</b>	<b>.682</b>	<b>1,006</b>	<b>7.7</b>	<b>108-512</b>	<b>620</b>	<b>4.8</b>	<b>294</b>	<b>6</b>	<b>372</b>	<b>166</b>	<b>61</b>	<b>149</b>	<b>3,843</b>	


The 2002-03 season was the 100th in the history of New Mexico men's basketball. As part of the 100th Season Celebration, Lobo fans chose a 10-person all-time team, an all-time coach and the top-10 moments in Lobo basketball history.

More than 2,000 fans submitted votes between Nov. 1, 2002, and Jan. 31, 2003. Ballots were available online at [www.golobos.com](http://www.golobos.com), in the men's basketball game program and through the Albuquerque Journal.

### Head Coach

#### Bob King (1962-72)

The reason The Pit was built in 1966 and the reason Lobo basketball has its unbelievable following was because of this man...from 1900-62, the Lobos posted a record of 418-485 with zero postseason appearances... since that time, New Mexico has won more than 63 percent of its games and qualified for postseason play 26 times... in the eight years prior to Bob King's arrival, the Lobos never won more than seven games in a season..."Lobomania" was set in motion by King and his early teams that played in Johnson Gym...King's success created the need for a bigger arena, which came to life for the first time on Dec. 1, 1966...26 years later in 1992, the floor was appropriately named Bob King Court for the man who got it all started in New Mexico.



#### Top 10 Moments in Lobo Basketball History

**Feb. 1, 1969:** Petie Gibson beats New Mexico State 68-66 with a 30-footer at the buzzer, prompting arguably the loudest single roar ever heard at The Pit.

**Jan. 7, 1978:** Lobos beat UNLV in Vegas 102-98, snapping the Runnin' Rebels' 72-game home winning streak.

**Jan. 2, 1988:** The Lobos beat No. 1 Arizona in The Pit, 61-59.

**Dec. 16, 1995:** Clayton Shields' 55-footer at the buzzer beats New Mexico State in Las Cruces, 69-68.

**March 8, 1996:** Lobos beat Fresno State in triple overtime in a WAC Tournament semifinal game in The Pit. Many feel it was the greatest game in UNM/Pit history. It was also the Lobos' 26th win of the season, a school record.

**March 9, 1996:** Just one night later, freshman Kenny Thomas scored 30 points and pulled down 17 rebounds to give the Lobos a 64-60 victory over 10th-ranked Utah in the title game of the WAC Tournament in The Pit.

**Feb. 1, 1998:** Royce Olney's 25-footer with 4.7 seconds remaining gives the Lobos a 77-74 victory over third-ranked and previously unbeaten Utah.


**Jan. 17, 1999:** Lobos beat 7th-ranked Arizona 79-78 at the buzzer, rallying from 15 points down at halftime. Damion Walker's layup off a John Robinson II assist is the game-winner.

**June 1999:** Sports Illustrated ranks The Pit as one of the world's top-20 venues of the 20th century.

**Dec. 21, 1999:** Lobos beat No. 3 Arizona in Tucson, snapping U of A's 37-game home win streak, on Roland Hannah's put-back.

**Michael Cooper • 1976-78**

Although he only spent two years at New Mexico, Michael Cooper proved he was one of the greatest Lobos...“Coop” was a two-time All-WAC selection and All-America honoree in 1978 after leading UNM to a conference title and a 24-4 record...Cooper went on to have a stellar professional playing career with the Los Angeles Lakers...he was also successful as a coach at the professional level with the Los Angeles Sparxx of the WNBA and the Albuquerque Thunderbirds of the National Basketball Development League.



**Marvin Johnson • 1976-78**

Marvin “Automatic” Johnson still holds the New Mexico single-game scoring record of 50 points set against Colorado State on March 2, 1978...he made 21 of 27 field goals and eight free throws to break Toby Roybal’s record of 45 points set in 1956...Johnson led the Lobos in scoring both seasons, and he ranked first in the WAC and 17th in the nation in scoring in 1977-78 when he was first team all-conference selection...a second-round pick of the Chicago Bulls in the 1978 NBA Draft...lived in Albuquerque after attending UNM, serving as a youth basketball clinician.



**Ruben Douglas • 2000-03**

Douglas rewrote the school and Mountain West Conference record book in his senior season of 2002-03, becoming the first Lobo to lead the nation in scoring at 28 points a game...he set school records by averaging 32.1 ppg in MWC games, plus 26 games with 20 or more points and three games with 40 or more...he became the MWC’s single-season and career scoring leader following his senior season.



**Luc Longley • 1987-91**

The 7-1 Australia native and NBA veteran held UNM career records for rebounds and blocks when he completed his eligibility...Longley was the first Lobo to record a triple-double in a game, and he did it twice: 23 points, 15 rebounds and 10 blocks vs. Hardin-Simmons on Nov. 24, 1989, and 17 points, 14 rebounds and 10 assists against Penn State on March 28, 1990...first team all-WAC in 1990 and ‘91...7th player taken in the 1991 NBA Draft by Minnesota...the starting center for the Chicago Bulls when the organization won three world titles in the mid-’90s.



**Mel Daniels • 1964-67**

UNM’s first All-American, earning the honor in 1967...All-WAC recognition in 1966 and ‘67...led UNM in scoring and rebounding all three years and the WAC in scoring his senior year...career averages were 19.9 ppg and 11.1 rpg...the 9th player taken in the 1967 NBA Draft by the Cincinnati Royals, although he became a four-time all-star and twice was named Most Valuable Player in the ABA with the Indiana Pacers...his No. 34 was retired by the Pacers and he worked in the Indiana organization for many years, serving as the club’s Director of Player Personnel.



**Royce Olney • 1994-98**

Lobo fans were probably wondering what head coach Dave Bliss was thinking when he signed this 6-2 guard from tiny Hot Springs High School...four years later everyone knew that the in-state product was one of the grittiest, most determined players to ever wear a Lobo uniform...his 3-pointer to beat third-ranked and undefeated Utah on Feb. 1, 1998, is widely regarded as one of the top moments in school history...his career ended prematurely when he suffered a torn ACL at TCU 25 games into his senior season...the Lobos were 21-4 with him in the lineup in 1997-98, but 3-4 without him...Olney still holds the school record for best 3-point percentage in a season.



**Petie Gibson • 1968-71**

He’s most famous for hitting the game-winning shot to beat New Mexico State on Feb. 1, 1969, but Gibson was arguably the school’s best point guard...led UNM and the Western Athletic Conference in assists for three straight seasons and he still holds five school records in that category...had 14 or more assists five times in his Lobo career...he spent more than three decades as a physical education instructor at La Mesa Elementary School in Albuquerque.



**Charles Smith • 1993-97**

Charles “Spider” Smith became New Mexico’s career scoring leader on Feb. 3, 1997, against BYU...he finished with 1,993 points, the 11th-best total in WAC history at the time...Smith is just one of four Lobos to lead the team in scoring for three straight seasons, joining Francis Grant (1960-62), Mel Daniels (1965-67) and Ruben Douglas (2001-03)...helped led UNM to three NCAA Tournaments in his career (1994, ‘96 and ‘97)...Smith was taken by the Miami Heat in the first round of the 1997 NBA Draft and played professionally throughout the world for many years.



**Ira Harge • 1962-64**

The first real big man at the University of New Mexico...head coach Bob King snared the future pro from Burlington (Iowa) Junior College prior to the 1962-63 season...first team All-WAC pick in 1963 and ‘64...career averages were 18.8 points and 11.8 rebounds...top scoring game was 36 points against BYU...best rebounding effort was 22 versus Long Beach State...in 1964, Harge led the Lobos to their first WAC title and to the championship game of the NIT...a second-round draft pick of the NBA’s Philadelphia 76ers in 1964...lived in Albuquerque since coming to UNM.



**Kenny Thomas • 1995-99**

The first player in the history of the Western Athletic Conference to surpass 1,800 points, 1,000 rebounds and 200 blocked shots...All-America honors following his junior season...all-conference selection three times and a member of the all-WAC defensive team his final two seasons...the Lobos enjoyed their best four-year mark in school history with Thomas as a member, compiling a 102-30 record, including 71-3 in The Pit...UNM advanced to the second round of the NCAA Tournament four straight years...Thomas led UNM to the championship game of the WAC Tournament three times and was named MVP in 1996 and ‘98...a 1st-round pick (22nd selection overall) of the Houston Rockets in 1999...also played for the Philadelphia 76ers and Sacramento Kings.



University Arena has long been recognized as one of the most special places in the nation for college basketball, due to the tremendous support and enthusiasm of Lobo Basketball through the years. The Pit is known, first and foremost, for being THE loudest arena in college basketball, but also for being the domain where the Lobos rarely lose. In addition to providing an enormous home-court advantage for UNM, The Pit has also been the home for some very entertaining basketball games over the years. Some of the obvious classic contests include the 1983 NCAA national championship between Houston and upstart North Carolina State and the 1968 NCAA Tournament when Lew Alcindor and UCLA won a pair of games on their way to the national championship. However, when reconciling the top-10 greatest games in Pit history, only games in which New Mexico was involved were considered. The list was compiled in the summer of 1999 by a blue-ribbon panel of writers and fans who have witnessed great basketball action at University Arena.

**No. 1**

**Jan. 2, 1988 • New Mexico 61, Arizona 59**

Top-ranked and undefeated Arizona came into The Pit for an ESPN late-night matchup to tip-off the New Year and provided the greatest upset in school history. Behind an unconscious Jimmy Rogers, UNM bolted out to a 25-9 lead 10 minutes into the game.

The Wildcats, led by All-Americans Sean Elliott and Steve Kerr, who combined for 38 points on the night, clawed back and cut the lead to two, 61-59, with under two minutes remaining. Arizona had a chance to win the game in the final seconds when Elliott was open for a 3-pointer, but Hunter Greene blocked the shot, thus securing the upset. Rogers had 15, while Darrell McGee outplayed Kerr with 13 points and 5 assists.



The final minute of an upset of No. 1 Arizona.

**No. 2**

**March 8, 1996 • New Mexico 104, Fresno State 99 (3OT)**

In perhaps the most draining game in Pit history, the Lobos outlasted Fresno State in three overtimes in the semifinals of the Western Athletic Conference Tournament. Tied at 74 at the end of regulation, UNM was down by two with under 10 seconds remaining in the first overtime.

David Gibson found Kenny Thomas on the blocks, however, and Thomas spun and dunked with six seconds left to send the game into a second overtime. Fresno State scored the first five points of the second OT and led 92-89 with 30 seconds left. As UNM worked to tie the game again, Charles Smith put up a desperation 3-pointer with three seconds left and was fouled by the Bulldogs Darnell McCullough. Smith calmly drained all three free throws to knot the game and force the game to continue. Royce Olney and Clayton Shields each hit 3-pointers in the first minute of the third overtime, although Fresno State would tie the game at 98-98 two minutes later. Smith had two quick hoops and Gibson hit two clutch free throws to give the Lobos an incredible win. The victory propelled UNM to a then-school record 28 victories in 1995-96.



**No. 3**

**Feb. 1, 1998 • New Mexico 77, Utah 74**

Royce Olney buried a legendary 25-foot 3-pointer with 4.7 seconds remaining in the game to give the Lobos an improbable victory over highly-touted Utah. The Utes entered the contest as the nation's only remaining undefeated team at 18-0, and ranked third in the nation. Utah dominated throughout the game, leading from the outset and enjoyed as much as a 13-point advantage in the second half. Down 69-60 with 2:27 remaining, the Lobos began their comeback. Clayton Shields knocked down a three to cut the deficit to six, then scored the Lobos next four points to trim the Utah lead to 71-67 with 1:32 remaining. The teams traded baskets and then came the controversial play of the game. While trying to bring the ball upcourt, Utah's Andre Miller collided with Olney in the

backcourt and lost the ball. With the Utah bench screaming for a foul, Olney collected the ball, ran to the corner and drilled a three to cut the Ute lead to 73-72. Kenny Thomas hit two free throws to give the Lobos the lead, and after Alex Jensen made one of two charity tosses to tie the game, Olney took the ball across midcourt and pulled up from downtown, nailing the game-winner for the 14th-ranked Lobos.



**No. 4**

**Jan. 25, 1986 • UTEP 71, New Mexico 70 (OT)**

The infamous "Cup Game" in which a fan tossed a wadded up paper cup on to the court cost New Mexico a key victory against its WAC rival. UNM led by one, 70-69, in overtime after Paul Lawson nailed a 19-footer from the side with 14 seconds left. The Miners came down and worked for the final shot when the Lobos' Mike Winters fouled Wayne Campbell with two seconds left. When Campbell missed the front end of his one-and-one, the Lobos rebounded and began to celebrate. However, a fan sitting under the basket had distracted Campbell by throwing a wadded up paper cup at him just before he shot. The referees awarded Campbell another opportunity and he sank both ends of the free throws as well as UNM's chances at a victory. Ironically, the two free throws were Campbell's only points of the game.

**No. 5**

**Dec. 11, 1993 • New Mexico State 112, New Mexico 104 (2OT)**

In a dramatic comeback by arch-rival New Mexico State, the Lobos surrendered a nine-point lead in the final 1:20 of regulation and eventually lost in double overtime 112-104. UNM led by 10, 35-25 at halftime on the strength of 15 points by sharpshooter Canonchet Neves. The lead was as many as 15 in the second half before the Aggies outscored UNM 16-7 in the final 1:20 of regulation. The Lobos stormed back to score the first six points of the first overtime and led 91-84 with under a minute remaining in the extra session. However, the Aggies would not give up and drilled three 3-pointers in the final 40 seconds to extend the game further. In the second overtime, NMSU was 3-3 from behind the arc and buried the Lobos with a 17-9 run. Keith Johnson scored 26 to lead the Aggies and offset a 34-point performance by UNM's Greg Brown. The 104 points scored by UNM remains the highest losing total in school history.

**No. 6**

**Jan. 17, 1976 • UNLV 80, New Mexico 73**

**No. 7**

**Dec. 22, 1984 • Georgetown 69, New Mexico 61**

**No. 8**

**March 6, 1976 • New Mexico 59, UTEP 58**

**No. 9**

**Feb. 1, 1969, New Mexico 68, New Mexico State 66**


**No. 10**

**Feb. 7, 1968, New Mexico 72, New Mexico State 71**

On October 2, 1992, University of New Mexico President Richard E. Peck announced that the basketball court at University Arena would be named in honor of Bob King, former UNM basketball coach. King coached the UNM men's basketball team to national prominence in the 1960's.

"We wanted to recognize Coach King's contributions to Lobo basketball," Peck said. "UNM's Memorial Committee recommended that we honor Coach King's accomplishments, and the naming of the court has allowed us to do so without diminishing the recognition which has already been paid to his colleagues, including former Director of Athletics Pete McDavid. The Bob King Court and the Pete McDavid Lounge are a tribute to two of the men who are responsible for the success of the facility we fondly call The Pit."

The Bob King Court was dedicated at formal ceremonies on Dec. 1, 1992. King passed away on Dec. 10, 2004, at the age of 81.



Bob King was head coach at New Mexico from 1963-72, compiling a 175-89 record. King's success early in his Lobo career was the primary reason The Pit was constructed in 1966.

## Accomplishments of Bob King

### AS AN ATHLETE

- All-State basketball player at Gravity (Iowa) High School
- Was a member of the University of Iowa's freshman team and graduated from Iowa in three years

### EDUCATION

- Bachelor's degree in Physical Education from University of Iowa in 1947
- Master's degree in Educational Guidance and Psychology from Drake University in 1957

### AS A COACH

- 205-75 record in 12 years at Britt and Algona HS in Iowa, and West High in Rockford, Ill.
- Assistant coach at Iowa (1960-62) under Sharm Scheurman
- Head coach at University of New Mexico (1963-72) where he compiled a 175-89 record and is the second-winningest coach in Lobo history...led UNM to two Western Athletic Conference titles (1964, 1968), to three NIT appearances, including the finals in 1964, and one NCAA Tournament...produced 10 All-WAC performers and three All-Americans in Mel Daniels, Ron Nelson and Willie Long...before King's arrival at UNM, the Lobos had not had a winning season since 1953-54...never had a losing season at UNM...UNM has had just five losing seasons since King arrived...has been called the "Architect of Lobo Basketball."... biggest accomplishment was the building of University Arena, or The Pit, after UNM began winning under his auspices...in King's first three years at UNM, attendance doubled in Johnson Gym, prompting the construction of The Pit in 1965

### AS AN ADMINISTRATOR

- Assistant Athletics Director at University of New Mexico (1972-73)
- Athletics Director at Indiana State University (1974-80)...the Sycamores advanced to the NCAA Championship in 1979 with Larry Bird leading the way - lost to Michigan State in the finals... during his tenure, King elevated the Indiana State football program to Division I status, ISU gained admittance to the Missouri Valley Conference, and interest and attendance improved at ISU basketball games

### SPECIAL HONORS, CONTRIBUTIONS

- Officer in the Air Force (1943-46)
- Inducted into Albuquerque Sports Hall of Fame (1982)
- Inducted into UNM Athletic Hall of Honor (1987)

## Toby Roybal - A Tribute to #44

by J.D. Kailer

Albuquerque - Jan. 11, 1956

Toby Roybal, a slick 6-foot-2 senior guard from Santa Fe, scored a school-record 45 points tonight to lead the New Mexico Lobos to a stunning 92-79 Skyline Conference basketball win over Montana before 2,500 wild fans at Carlisle Gym. Roybal's record performance followed the 37 points he scored against Wyoming in the 80-71 victory at Laramie four nights earlier. Ironically, Roybal committed his final personal foul with 2:30 remaining. When Coach Bill Stockton walked out on the floor to shake Roybal's hand, the crowd gave the guard a two-minute standing ovation. Roybal's record totals: 13 FGs, 19 of 25 FTs, 45 points, 38 minutes.

**Albuquerque - Jan. 12, 1956** - Picking up where he left off 24 hours earlier, Roybal scored 30 points to lead New Mexico to an easy 73-50 win over Montana. The Santa Fe product had scored a record 45 points the previous night. Grizzlies head coach Frosty Cox put two, sometimes three men, on the all-Skyline guard. Roybal answered the challenge by either passing to wide-open teammates or drawing a foul. His 30 points came on seven field goals and 16 of 21 free throws. In a five-day span against Wyoming and Montana, Roybal scored 110 points in three games.

**Albuquerque - March 21, 1984** - The late-Toby Roybal was inducted into the Albuquerque Sports Hall of Fame before an overflow crowd at the Hilton Hotel. **Not only was the stellar athlete the 23rd H.O.F. inductee, but he was also the first UNM basketball player to have his jersey - No. 44 - retired.** Previously, No. 44 had been worn by Lobo standouts Ira Harge, Mel Daniels and Rich Pokorski. UNM athletics director John Bridgers presented the jersey to Roybal's widow, Dixie, at the banquet following the induction. Roybal died in 1962 at the age of 30 - a victim of a fast-spreading cancer.

Roybal was inducted into the University of New Mexico Athletic Hall of Honor in 1995.

### THEY REMEMBERED TOBY ROYBAL...

"Toby was ungodly even as a freshman; one of the best to ever play at UNM. A great leaper who could hit on any shot from 5-6 feet. He was quick. It took three guys to contain him. He could have played on any team UNM ever had... '60s, '70s, '80s or '90s." — *Larry Tuttle, UNM 1950-52.*

"Forty-seven years ago, Toby Roybal was the best home-grown athlete New Mexico has ever produced. Things haven't changed. He is the greatest player in New

Mexico's basketball history, long before the 3-pointer and bonus free throws." — *Jim Hulsman, former Albuquerque High head basketball coach.*


"I recruited Toby out of Santa Fe High. He had tremendous physical talents and he improved on them after two years in service. Despite the de-emphasis of sports at UNM in the early-1950s, Toby played a major role in keeping us competitive." — *Woody Clements, UNM head basketball coach, 1944-51, 1952-55.*

"He was something special. A player's player who could do everything. A starter on any Lobo team...then and now. He played in an era of no shot clock, no 3-pointer, no bonus free throw. On a 1 to 10, he's a 10, easily ranking with the likes of Michael Cooper." — *Dave Syme, UNM 1955-57.*

"Easy-going, could jump like crazy, lead the fast break and dead-eye on shots around the key. He would be in the NBA today with all of their opportunities. He died too soon." — *Gene Golden, UNM 1953-55.*

"We grew up together in Santa Fe and were recruited by Coach Woody Clements. Toby was a 'natural' at basketball, track, football and baseball. His moves, like floating through the air on a jumper, were his own; no TV to watch and to copy a Michael Jordan. Toby learned from scratch and hours of practice." — *Ray Esquibel, UNM 1953-55.*

"He's as talented a player as any we have faced since I've been coaching at Utah." — *legendary coach Jack Gardner.*



## Greg Brown - Naismith Award Winner

Remember, you're too small to play basketball, especially NCAA Division I basketball. Bunk. That's essentially what Greg Brown told those people who thought he was not big enough to play a game controlled by giants.

Greg Brown, 5-foot-7 Greg Brown, proved to all the naysayers that there is room for the little man in the game of basketball. Without Brown, New Mexico doesn't come close to winning a WAC title in 1994, the school's first in 16 years.

Praise rang from all over the country as Brown, a 1990 graduate of Albuquerque High School, progressed through his senior year. Four times he scored 30 or more. Brown tossed in 42 -- in 34 minutes -- against Texas-El Paso. He poured in 34 against New Mexico State. However, he saved his biggest games for BYU.

Brown had 35 in the Lobos' win in Albuquerque. In the title-clinching victory at Provo, the next-to-last-game of the season, Brown was awesome. He had 34 with 28 of those coming in the second half and overtime of the 84-82 triumph. Brown scored 20 of the Lobos' final 28 points, including 12 straight at one point. His three free throws -- after drawing a 3-point foul with six seconds left in regulation -- sent the game into overtime.

For all his efforts, Brown was named Western Athletic Conference and District 7 Player of the Year. He garnered honorable mention All-America recognition from the United States Basketball Writers and *The Sporting News*.

The crowning moment of Brown's collegiate career came when he was honored with the Frances Pomeroy Naismith Award, given to the nation's top senior in college basketball under 6-feet.



Greg Brown led the University of New Mexico to the 1994 Western Athletic Conference regular-season title.

### Greg Brown Honors

- 1994 Frances Pomeroy Naismith Award
- WAC Player of the Year
- USBWA District 7 Player of the Year
- Honorable mention All-America, USBWA
- All-Underrated Team, Washington Post

### Greg Brown Career Stats

Year	G	GS	FG	FGA	Pct.	3FG	3FGA	Pct.	FT	FTA	Pct.	Pts.	Avg	Off Reb	Def Reb	Tot Reb	Avg	PF	DQ	A	TO	B	S	Min.
1992-93	28	27	90	206	.437	51	119	.429	39	46	.848	270	9.6	6	39	45	1.6	33	0	82	38	0	24	897
1993-94	31	31	195	416	.469	80	192	.417	129	158	.816	599	19.3	15	63	78	2.4	53	0	136	84	0	20	1190
<b>Totals</b>	<b>59</b>	<b>58</b>	<b>285</b>	<b>622</b>	<b>.458</b>	<b>131</b>	<b>311</b>	<b>.421</b>	<b>168</b>	<b>204</b>	<b>.824</b>	<b>869</b>	<b>14.7</b>	<b>21</b>	<b>102</b>	<b>123</b>	<b>2.1</b>	<b>86</b>	<b>0</b>	<b>218</b>	<b>122</b>	<b>0</b>	<b>44</b>	<b>2087</b>

Conference Statistical Leaders

INDIVIDUAL			
SCORING			
YEAR	NAME	G	PTS. AVG.
1966-67	Mel Daniels	27	581 21.5
1970-71	Willie Long	26	621 23.9
1977-78	Marvin Johnson	28	673 24.0
1979-80	Kenny Page	28	784 28.0
1986-87	Hunter Greene	35	740 21.1
1999-00	Lamont Long	32	598 18.7
2001-02	Ruben Douglas	30	544 18.1
2002-03	Ruben Douglas	28	783 28.0
2003-04	Danny Granger	22	429 19.5
2013-14	Cameron Bairstow	34	694 20.4

REBOUNDING			
YEAR	NAME	G	REB. AVG.
1962-63	Ira Harge	25	331 13.2
1966-67	Mel Daniels	27	313 11.6
1975-76	Larry Gray	24	250 10.4
2007-08	J.R. Giddens	33	290 8.8
2011-12	Drew Gordon	35	388 11.1

FG PERCENTAGE			
YEAR	NAME	G	FG-FGA PCT.
1972-73	Darryl Minniefield	27	156-260 .600
1982-83	George Scott	32	112-171 .655
1984-85	George Scott	32	168-279 .602
1988-89	Charlie Thomas	33	227-365 .622
1990-91	Luc Longley	30	229-349 .656
1991-92	Khari Jaxon	33	138-218 .633
2013-14	Cameron Bairstow	34	237-426 .556
2015-16	Tim Williams	32	215-356 .604

3-POINT FIELD GOALS PER GAME			
YEAR	NAME	G	3FGM-AVG.
1993-94	Marlow White	31	94 3.0
1997-98	Royce Olney	25	80 3.2
1998-99	Kevin Henry	34	102 3.0
2002-03	Ruben Douglas	28	94 3.4
2004-05	Troy DeVries	33	93 2.8
2009-10	Roman Martinez	35	99 2.8
2014-15	Hugh Greenwood	31	72 2.3
2018-19	Anthony Mathis	32	106 3.3

3-POINT FIELD GOAL PERCENTAGE			
YEAR	NAME	G	3FG-FGA PCT.
1997-98	Royce Olney	25	80-156 .513
2001-02	Tim Lightfoot	30	39-80 .488
2007-08	Chad Toppert	33	85-177 .480
2017-18	Anthony Mathis	34	98-207 .473

FT PERCENTAGE			
YEAR	NAME	G	FT-FTA PCT.
1971-72	Tommy Roberts	26	118-135 .874
1974-75	Pat King	26	91-108 .843
1989-90	Rob Robbins	34	101-108 .935
1999-00	Damion Walker	32	140-173 .809

ASSISTS			
YEAR	NAME	G	NO. AVG.
1968-69	Petie Gibson	26	183 7.0
1969-70	Petie Gibson	26	179 6.9
1970-71	Petie Gibson	26	198 7.6
1983-84	Phil Smith	35	203 5.8
1985-86	Kelvin Scarborough	31	151 4.9
1986-87	Kelvin Scarborough	35	212 6.1
1988-89	Darrell McGee	33	243 7.4
2000-01	Marlon Parmer	34	182 5.4
2013-14	Kendall Williams	34	168 4.9

STEALS			
YEAR	NAME	G	NO. AVG.
1984-85	Kelvin Scarborough	32	80 2.5
1986-87	Hunter Greene	35	84 2.4
1990-91	Willie Banks	26	61 2.4
1991-92	Willie Banks	26	61 2.4
1999-00	Lamont Long	32	61 1.9
2000-01	Wayland White	31	57 1.8
2017-18	Troy Simons	29	52 1.8

BLOCKED SHOTS			
YEAR	NAME	G	NO. AVG.
1988-89	Luc Longley	33	90 2.7
1989-90	Luc Longley	34	117 3.4
1999-00	Wayland White	32	70 2.2
2000-01	Wayland White	31	67 2.2

ASSIST/TO Ratio			
YEAR	NAME	G	Ast-TO Ratio
2013-14	Hugh Greenwood	31	105-30 3.5

TEAM			
SCORING OFFENSE			
YEAR	G	PTS.	AVG.
1976-77	30	2,498	86.6
1977-78	28	2,731	97.5
1978-79	29	2,567	88.5
1982-83	29	2,079	71.7
1989-90	34	2,614	76.9
2004-05	33	2,492	75.5
2007-08	33	2,446	74.1

3-POINT FGs PER GAME			
YEAR	G	3GM-3GA	AVG.
1992-93	31	238-611	7.7
1993-94	31	300-782	9.7
1997-98	32	301-748	9.4
2002-03	28	222-613	7.9
2003-04	28	237-631	8.5
2006-07	32	299-797	9.3
2007-08	33	271-646	8.2
2017-18	34	367-979	10.8

3-POINT FIELD GOAL PERCENTAGE			
YEAR	G	3GM-3GA	PCT.
1997-98	32	301-748	40.2
2004-05	33	269-688	.391
2007-08	33	271-646	42.1

SCORING DEFENSE			
YEAR	G	PTS.	AVG.
1962-63	25	1,447	57.9
1963-64	29	1,660	57.2
1964-65	27	1,504	55.7
1965-66	24	1,644	68.5
1966-67	27	1,663	61.6
1967-68	28	1,907	68.1
1992-93	31	1,960	63.2
1993-94	31	2,092	67.5

SCORING MARGIN			
YEAR	G	UNM-OPP	MGN.
1993-94	31	77.7-67.5	+10.2
2004-05	33	75.5-64.3	+11.2
2007-08	33	74.1-62.7	+11.4
2011-12	35	72.7-59.3	+13.4

FG PERCENTAGE			
YEAR	G	FGM-FGA	PCT.
1967-68	28	801-1,737	.466
1983-84	35	838-1,638	.512
1984-85	32	871-1,706	.511
1988-89	33	992-1,819	.545
1990-91	30	868-1,644	.528
2015-16	32	829-1,782	.465

FT PERCENTAGE			
YEAR	G	FTM-FTA	PCT.
1978-79	29	603-827	.729
1997-98	32	430-568	.757
1998-99	34	531-707	.751
2015-16	32	578-783	.738
2016-17	31	582-780	.746
2017-18	34	550-708	.777

REBOUND MARGIN			
YEAR	G	UNM-OPP.	MGN.
1963-64	29	44.3-31.2	+13.1
1964-65	27	49.9-34.6	+15.3
1966-67	27	48.3-41.1	+7.2
1967-68	28	46.2-40.6	+5.6
1968-69	26	47.8-41.2	+6.6
1973-74	27	45.3-38.6	+6.7
2011-12	35	37.7-31.2	+6.5

FG PERCENTAGE DEFENSE			
YEAR	G	FGM-FGA	PCT.
1964-65	27	530-1,444	.367
1993-94	31	796-1,973	.403
2011-12	35	731-1,903	.384

3-POINT FG PERCENTAGE DEFENSE			
YEAR	G	FGM-FGA	PCT.
1992-93	31	126-424	.297
1993-94	31	188-615	.306
1995-96	33	176-545	.323

STEALS			
YEAR	G	NO.	AVG.
1991-92	33	258	7.8
2017-18	34	251	7.4
2019-20	33	267	8.1

BLOCKS			
YEAR	G	NO.	AVG.
1999-00	32	145	4.5

TURNOVER MARGIN			
YEAR	G	UNM-OPP.	AVG.
2000-01	34	11.71-14.68	+2.97
2017-18	34	12.4-16.5	+4.1

ASSIST-TURNOVER RATIO			
YEAR	G	Ast-TO	Ratio
2013-14	34	522-360	1.5

UNM In the NCAA Stats			
INDIVIDUAL (TOP 50)		TEAM (TOP 25)	
SCORING			
YEAR	NAME	Rank	PTS.
1966-67	Mel Daniels	42nd	21.5
1969-70	Willie Long	38th	23.9
1970-71	Willie Long	27th	23.9
1977-78	Marvin Johnson	17th	24.0
1979-80	Kenny Page	4th	28.0
1980-81	Kenny Page	11th	24.1
1985-86	Johnny Brown	33rd	20.9
1986-87	Hunter Greene	T46th	21.1
1999-00	Lamont Long	47th	18.7
2002-03	Ruben Douglas	1st	28.0
2003-04	Danny Granger	31st	19.5
2004-05	Danny Granger	36th	18.8
2013-14	Cameron Bairstow	19th	20.4
2015-16	Elijah Brown	14th	21.7

REBOUNDING			
YEAR	NAME	Rank	PTS.
1993-94	Lewis LaMar	24th	10.3
1998-99	Kenny Thomas	14th	10.0
2004-05	Danny Granger	39th	8.9
2007-08	J.R. Giddens	44th	8.8
2009-10	Darlington Hobson	36th	9.3
2011-12	Drew Gordon	4th	11.1
2013-14	Alex Kirk	49th	8.7
2018-19	Carlton Bragg	46th	8.8

FIELD GOAL PERCENTAGE			
YEAR	NAME	Rank	PTS.
1984-85	George Scott	17th	.602 (168-279)
	Johnny Brown	28th	.587 (209-356)
1988-89	Charlie Thomas	20th	.622 (227-365)
1990-91	Luc Longley	10th	.656 (229-349)
1995-96	Kenny Thomas	22nd	.578 (170-294)
2011-12	Drew Gordon	33rd	.542 (188-347)
2013-14	Cameron Bairstow	28th	.556 (237-426)
2015-16	Tim Williams	19th	.604 (215-356)

FREE THROW PERCENTAGE			
YEAR	NAME	Rank	PTS.
1971-72	Tommy Roberts	6th	.874 (118-135)
1974-75	Pat King	14th	.843 (91-108)
1989-90	Rob Robbins	1st	.935 (101-108)
1984-85	Marlow White	30th	.845 (93-110)
2018-19	Anthony Mathis	13th	.888 (87-98)

3-POINT FIELD GOALS MADE PER GAME			
YEAR	NAME	Rank	PTS.
1997-98	Royce Olney	17th	3.2
1998-99	Kevin Henry	15th	3.0
2002-03	Ruben Douglas	17th	3.4
2004-05	Troy DeVries	38th	2.8
2009-10	Roman Martinez	38th	2.8
2015-16	Elijah Brown	45th	2.7
2017-18	Anthony Mathis	45th	2.9
2018-19	Anthony Mathis	20th	3.3

3-POINT FIELD GOAL PERCENTAGE			
YEAR	NAME	Rank	PTS.
1988-89	Rob Robbins	20th	.491 (83-169)
1992-93	Ike Williams	28th	.458 (71-155)
1997-98	Royce Olney	3rd	.513 (80-156)
2003-04	Javin Tindall	28th	.419 (72-172)
2004-05	Troy DeVries	8th	.451 (93-206)
2006-07	Chad Toppert	9th	.464 (85-183)
2007-08	Chad Toppert	2nd	.480 (85-177)
2009-10	Roman Martinez	20th	.413 (99-240)
2017-18	Anthony Mathis	4th	.473 (98-207)
2018-19	Anthony Mathis	32nd	.416 (106-255)

ASSISTS			
YEAR	NAME	Rank	PTS.
1988-89	Darrell McGee	10th	7.4
2010-11	Dairese Gary	25th	5.5

ASSIST/TURNOVER RATIO			
YEAR	NAME	Rank	PTS.
2012-13	Kendall Williams	34th	2.3
2013-14	Hugh Greenwood	6th	3.5
2014-15	Tim Jacobs	23rd	2.7

BLOCKED SHOTS			
YEAR	NAME	Rank	PTS.
1988-89	Luc Longley	21st	2.4
1989-90	Luc Longley	9th	3.4
1990-91	Luc Longley	9th	3.2
1991-92	Khari Jaxon	8th	3.3
1992-93	Khari Jaxon	11th	2.8
1997-98	Kenny Thomas	19th	2.5
1998-99	Kenny Thomas	26th	2.4
2006-05	Danny Granger	T42nd	2.0
2013-14	Alex Kirk	29th	2.7

WON-LOST PERCENTAGE			
YEAR	Rank	W-L	PTS.
1967-68	T8th	.821 (23-5)	
1977-78	T6th	.857 (24-4)	
1992-93	T19th	.774 (24-7)	
1995-96	T9th	.848 (28-5)	
1996-97	18th	.754 (25-8)	
2004-05	T17th	.788 (26-7)	
2009-10	T6th	.857 (30-5)	
2011-12	T14th	.800 (28-7)	
2012-13	7th	.829 (29-6)	
2013-14	15th	.794 (27-7)	

SCORING OFFENSE			
YEAR	Rank	PTS.	PTS.
1976-77	12th		86.6
1977-78	1st		97.5
1978-79	5th		88.5
2017-18	22nd		82.2

SCORING DEFENSE			
YEAR	Rank	PTS.	PTS.
1965-66	20th		68.5
1966-67	10th		61.6
1992-93	15		



**AVG. PTS PER GAME**

AVG.	TOTAL	G	YEAR
97.5	2,731	28	1977-78
88.5	2,567	29	1978-79
86.6	2,498	30	1976-77
84.2	2,441	29	1973-74
82.2	2,795	34	2017-18

**FIELD GOALS MADE**

FGM	YEAR
1,102	1977-78
1,046	1976-77
1,021	1987-88
1,005	1986-87
1,004	1973-74

**FIELD GOALS ATTEMPTED**

FGA	YEAR
2,162	1976-77
2,140	1977-78
2,121	1978-79
2,082	1986-87
2,079	1987-88

**FIELD GOAL PCT.**

Pct.	FGM-FGA	YEAR
.545	992-1,819	1988-89
.528	868-1,644	1990-91
.515	1,102-2,140	1977-78
.512	838-1,638	1983-84
.511	871-1,706	1984-85

**3-PT FIELD GOALS MADE**

FGM	YEAR
367	2017-18
301	1997-98
300	1993-94
299	2006-07
292	2018-19

**3-PT FGS MADE/GAME**

AVG.	TOTAL	G	YEAR
10.8	367	34	2017-18
9.7	300	31	1993-94
9.4	301	32	1997-98
9.3	299	32	2006-07
9.1	292	32	2018-19

**3-PT FGS ATTEMPTED**

FGA	YEAR
979	2017-18
845	2018-19
797	2006-07
782	1993-94
748	1997-98

**3-PT FIELD GOAL PCT.**

Pct.	FGM-FGA	YEAR
.434	157-362	1988-89
.420	271-646	2007-08
.402	301-748	1997-98
.391	269-688	2004-05
.390	238-611	1992-93

**FREE THROWS MADE**

FTM	YEAR
626	1986-87
625	2013-14
608	2009-10
603	1978-79
598	2012-13

**FREE THROWS ATT.**

FTA	YEAR
909	2009-10
896	1986-87
889	1952-53
864	2013-14
839	2008-09

**FREE THROWS PCT.**

PCT.	FTM-FTA	YEAR
.777	550-708	2017-18
.757	430-568	1997-98
.751	531-707	1998-99
.746	582-780	2016-17
.738	578-783	2015-16

**SCORING MARGIN**

MGN.	UNM-OPP.	YEAR
14.6	97.5-82.9	1977-78
13.4	72.7-59.3	2011-12
13.1	44.3-31.2	1963-64
12.3	75.8-63.5	1996-97
11.5	78.6-67.1	1972-73

**REBOUND MARGIN**

MGN.	UNM-OPP.	YEAR
15.3	49.9-34.6	1964-65
13.1	44.3-31.2	1963-64
12.2	48.3-36.1	1966-67
10.2	43.4-33.2	1962-63
7.6	47.2-39.6	1965-66

**TURNOVER MARGIN**

MGN.	UNM-OPP.	YEAR
5.48	17.45-22.93	1978-79
4.10	12.40-16.50	2017-18
4.00	12.21-16.21	2007-08
3.17	19.75-22.92	1977-78
2.97	11.71-14.68	2000-01

**ASSIST AVERAGE**

AVG.	TOTAL	G	YEAR
20.5	677	33	1988-89
18.9	645	34	1989-90
18.7	524	28	1977-78
18.4	535	29	1973-74
17.5	614	35	1986-87

**STEAL AVERAGE**

AVG.	TOTAL	G	YEAR
9.1	254	28	1977-78
8.4	294	35	1986-87
8.1	267	33	2019-20
7.8	258	33	1991-92
7.7	223	29	1978-79

**BLOCK AVERAGE**

AVG.	TOTAL	G	YEAR
6.1	182	30	1976-77
5.1	172	34	2013-14
4.8	159	33	1991-92
4.7	141	30	1990-91
4.6	128	28	1977-78

**SLAM DUNKS**

Slam dunks have been kept as a statistical category since 1988-89. A look at top five totals for each season:

1988-89		2005-06	
Charlie Thomas.....	58	Tony Danridge.....	17
Luc Longley.....	30	J.R. Giddens.....	12
Darrell McGee.....	12	Mark Walters.....	11
Marvin McBurrows.....	9	Joel Box.....	3
Rob Loeffel.....	8	Kris Collins.....	1
<b>TOTAL.....</b>	<b>126</b>	<b>TOTAL.....</b>	<b>46</b>
1989-90		2006-07	
Luc Longley.....	29	Tony Danridge.....	24
Rob Newton.....	16	J.R. Giddens.....	16
Marvin McBurrows/Kurt Miller.....	9	Daniel Faris.....	3
Willie Banks.....	4	Sean Imdiyi.....	1
<b>TOTAL.....</b>	<b>69</b>	<b>TOTAL.....</b>	<b>44</b>
1990-91		2007-08	
Khari Jaxon/Luc Longley.....	32	J.R. Giddens.....	34
Willie Banks.....	13	Daniel Faris.....	10
Vladimir McCrary.....	12	Johnnie Harris.....	6
Ike Williams.....	7	Mouquel Pegues.....	2
<b>TOTAL.....</b>	<b>103</b>	Dairese Gary/Darren Prentice.....	1
1991-92		2008-09	
Khari Jaxon.....	49	Tony Danridge.....	29
Will Scott.....	29	Phillip McDonald.....	11
Vladimir McCrary.....	14	Daniel Faris/A.J. Hardeman.....	10
Willie Banks.....	10	Will Brown.....	8
Ike Williams.....	6	Roman Martinez.....	1
<b>TOTAL.....</b>	<b>113</b>	<b>TOTAL.....</b>	<b>69</b>
1992-93		2009-10	
Khari Jaxon.....	45	A.J. Hardeman.....	28
Ike Williams.....	10	Will Brown.....	20
Lewis LaMar.....	7	Darington Hobson.....	17
Brian Hayden.....	2	Phillip McDonald.....	3
Canonchet Neves.....	1	Curtis Dennis.....	2
<b>TOTAL.....</b>	<b>67</b>	<b>TOTAL.....</b>	<b>71</b>
1993-94		2010-11	
Lewis LaMar/Marlow White.....	18	Drew Gordon.....	32
Charles Smith.....	7	Phillip McDonald.....	16
Brian Hayden.....	4	A.J. Hardeman.....	14
Canonchet Neves.....	3	Alex Kirk / Emmanuel Negedu.....	6
<b>TOTAL.....</b>	<b>51</b>	<b>TOTAL.....</b>	<b>71</b>
1994-95		2011-12	
Shawn Simpson.....	29	Drew Gordon.....	36
Marlow White.....	26	Tony Snell.....	12
Charles Smith.....	25	A.J. Hardeman/Kendall Williams.....	11
Clayton Shields.....	12	Cameron Bairstow.....	5
Brian Hayden.....	4	Hugh Greenwood/Demetrius Walker.....	3
<b>TOTAL.....</b>	<b>103</b>	<b>TOTAL.....</b>	<b>83</b>
1995-96		2012-13	
Kenny Thomas.....	30	Alex Kirk.....	22
Clayton Shields.....	23	Cameron Bairstow.....	33
Charles Smith.....	18	Kendall Williams.....	11
Daniel Santiago.....	8	Obij Aget/Deshawn Delaney.....	9
Shawn Simpson.....	7	Nick Banyard.....	4
<b>TOTAL.....</b>	<b>92</b>	<b>TOTAL.....</b>	<b>69</b>
1996-97		2013-14	
Kenny Thomas.....	36	Alex Kirk.....	47
Clayton Shields.....	22	Cameron Bairstow.....	33
Charles Smith.....	19	Kendall Williams.....	11
Lamont Long.....	6	Obij Aget/Deshawn Delaney.....	9
<b>TOTAL.....</b>	<b>93</b>	Nick Banyard.....	4
1997-98		2014-15	
Kenny Thomas.....	23	Obij Aget.....	22
Clayton Shields.....	22	Deshawn Delaney.....	21
Lamont Long.....	2	J.J. N'Ganga.....	10
David Gibson/Kevin Henry.....	2	Devon Williams.....	9
<b>TOTAL.....</b>	<b>55</b>	Sam Logwood.....	6
1998-99		2015-16	
Kenny Thomas.....	25	<b>TOTAL.....</b>	<b>78</b>
Greg Davis.....	6	Obij Aget.....	46
Roland Hannah/Damion Walker.....	4	Tim Williams.....	32
Lamont Long.....	2	Sam Logwood.....	11
<b>TOTAL.....</b>	<b>43</b>	Elijah Brown.....	6
1999-00		2016-17	
Wayland White.....	27	Xavier Adams.....	6
Damion Walker.....	6	<b>TOTAL.....</b>	<b>104</b>
R.T. Guinn.....	4	<b>TOTAL.....</b>	<b>104</b>
Roland Hannah/Lamont Long.....	3	Obij Aget.....	35
<b>TOTAL.....</b>	<b>43</b>	Tim Williams.....	12
2000-01		2017-18	
Wayland White.....	36	Sam Logwood.....	12
Zeko Johnson.....	4	Xavier Adams.....	8
Alvin Broussard/Eric Chatfield.....	3	Joe Furstinger.....	8
Ruben Douglas.....	2	<b>TOTAL.....</b>	<b>75</b>
<b>TOTAL.....</b>	<b>50</b>	<b>TOTAL.....</b>	<b>75</b>
2001-02		2018-19	
Patrick Dennehy.....	18	Makuach Maluach.....	7
Jamaal Williams.....	8	Joe Furstinger.....	5
Cody Payne.....	7	Sam Logwood.....	5
Chad Bell.....	5	Jachai Simmons.....	3
Eric Chatfield.....	4	Vladimir Pinchuk.....	3
<b>TOTAL.....</b>	<b>50</b>	<b>TOTAL.....</b>	<b>23</b>
2002-03		2019-20	
Mark Walters.....	13	Carlton Bragg.....	15
Jamaal Williams.....	12	Corey Manigault.....	6
David Chiotti/Ruben Douglas.....	5	Dane Kuiper.....	5
Michael McCowan.....	3	Keith McGee.....	4
<b>TOTAL.....</b>	<b>39</b>	Makuach Maluach/Vladimir Pinchuk.....	3
2003-04		2020-21	
David Chiotti.....	17	<b>TOTAL.....</b>	<b>38</b>
Alfred Neale.....	14	Corey Manigault.....	40
Danny Granger.....	8	Keith McGee.....	18
<b>TOTAL.....</b>	<b>39</b>	Carlton Bragg.....	16
2004-05		2021-22	
Danny Granger.....	24	Makuach Maluach.....	13
Alfred Neale.....	23	Vante Hendrix.....	10
David Chiotti.....	20	<b>TOTAL.....</b>	<b>113</b>
Tony Danridge.....	9		
Mark Walters.....	4		
<b>TOTAL.....</b>	<b>81</b>		

**DUNKS CAREER LEADERS**

Player	Years	Dunks
Khari Jaxon	1990-93	126
Kenny Thomas	1995-99	114
Obij Aget	2013-17	112
Luc Longley	1987-91	91
Clayton Shields	1994-98	79
Tony Danridge	2004-09	79
Alex Kirk	2010-14	75
Charles Smith	1993-97	69

**1950-51**

Frank Kremer.....	G.....	Sr.....	10.1
John Leonard.....	G.....	Sr.....	8.7
Bill Swenson.....	C.....	Jr.....	7.7
Larry Tuttle.....	F.....	Jr.....	7.6
Ray Esquibel.....	F.....	Jr.....	6.4

**1951-52**

Larry Tuttle.....	F.....	Sr.....	14.4
Dan Darrow.....	F.....	Jr.....	na
Ross Black.....	G.....	Soph.....	na
Russ Nystedt.....	C.....	Soph.....	na
Bill Swenson.....	C.....	Sr.....	na

**1952-53**

Toby Roybal.....	G.....	Soph.....	12.6
Dan Darrow.....	F.....	Sr.....	12.3
Marv Spallina.....	G.....	Jr.....	10.6
Ross Black.....	G.....	Jr.....	10.0
Russ Nystedt.....	C.....	Jr.....	9.4

**1953-54**

Toby Roybal.....	G.....	Jr.....	15.6
Russ Nystedt.....	C.....	Sr.....	14.5
Marv Spallina.....	G.....	Sr.....	10.1
Ross Black.....	G.....	Sr.....	7.4
Bruce Wilson.....	C.....	Jr.....	6.9

**1954-55**

Ray Esquibel.....	F.....	Sr.....	12.4
Jack Waldron.....	F.....	Sr.....	9.9
Bruce Wilson.....	C.....	Sr.....	7.4
Oliver Lee.....	G.....	Jr.....	7.2
Dave Syme.....	G.....	Soph.....	6.0

**1955-56**

Toby Roybal.....	G.....	Sr.....	20.4
John Teel.....	F.....	Soph.....	12.2
Walt Schuman.....	F.....	Soph.....	9.1
Floyd Siegel.....	F.....	Soph.....	8.7
Walt Kincaid.....	F.....	Soph.....	8.1

**1956-57**

John Teel.....	F.....	Jr.....	15.8
Myrl Goodwin.....	C.....	Soph.....	12.8
Bob Martin.....	F.....	Soph.....	10.0
Joe Willmore.....	G.....	Soph.....	9.7
Walt Kincaid.....	F.....	Jr.....	7.4

**1957-58**

John Teel.....	F.....	Sr.....	14.2
Myrl Goodwin.....	C.....	Jr.....	11.7
Bob Martin.....	G.....	Jr.....	6.3
Bill Cates.....	F.....	Soph.....	4.8
Dale Caton.....	G.....	Jr.....	4.7

**1958-59**

Gig Brummell.....	G.....	Soph.....	10.5
Dean Dorsey.....	G.....	Soph.....	9.6
Fred Sims.....	F.....	Jr.....	8.3
Vic Kline.....	G.....	Soph.....	7.9
Dick Petersen.....	C.....	Jr.....	7.3

**1959-60**

Francis Grant.....	G.....	Soph.....	19.2
Tom King.....	F.....	Jr.....	12.9
Gig Brummell.....	G.....	Jr.....	10.8
Lanny Winters.....	G.....	Jr.....	10.8
Francis Coffee.....	F.....	Soph.....	9.1

**1960-61**

Francis Grant.....	F.....	Jr.....	17.1
Joe McKay.....	G.....	Soph.....	13.2
Tom King.....	F.....	Sr.....	11.1
Lanny Winters.....	G.....	Sr.....	9.7
Gig Brummell.....	G.....	Sr.....	5.0

**1961-62**

Francis Grant.....	G.....	Sr.....	15.8
Joe McKay.....	G.....	Jr.....	12.2
Mike Lucero.....	F.....	Soph.....	11.2
Clayborn Jones.....	F.....	Jr.....	10.2
Mike Dietmeier.....	G.....	Jr.....	7.7

**1962-63**

Ira Harge.....	C.....	Jr.....	21.1
Claude Williams.....	F.....	Jr.....	11.8
Joe McKay.....	G.....	Sr.....	10.3
Mike Lucero.....	F.....	Jr.....	8.1
Skip Kruzich.....	G.....	Soph.....	7.1

**1963-64**

Ira Harge.....	C.....	Sr.....	16.8
Claude Williams.....	F.....	Sr.....	13.8
Dick Ellis.....	G.....	Jr.....	10.5
Mike Lucero.....	F.....	Sr.....	10.2
Skip Kruzich.....	G.....	Jr.....	9.6

**1964-65**

Mel Daniels.....	C.....	Soph.....	17.0
Dick Ellis.....	G.....	Sr.....	14.4
Bill Morgan.....	F.....	Soph.....	10.9
Skip Kruzich.....	G.....	Sr.....	10.3
Ben Monroe.....	F.....	Soph.....	9.0

**1965-66**

Mel Daniels.....	C.....	Jr.....	21.2
Ben Monroe.....	F.....	Jr.....	13.5
Bill Morgan.....	F.....	Jr.....	12.9
Jim Patterson.....	G.....	Sr.....	11.6
Jim Howard.....	G.....	Sr.....	7.3

**1966-67**

Mel Daniels.....	F.....	Sr.....	21.5
Ben Monroe.....	G.....	Sr.....	14.5
Ron Nelson.....	G.....	Jr.....	8.2
Bill Morgan.....	F.....	Sr.....	7.2
Ron Sanford.....	C.....	Jr.....	6.6

**1967-68**

Ron Nelson.....	G.....	Sr.....	19.5
Ron Sanford.....	F.....	Jr.....	15.6
Greg Howard.....	C.....	Soph.....	14.4
Ron Becker.....	G.....	Soph.....	10.5
Howard Grimes.....	F.....	Jr.....	9.3

**1968-69**

Greg Howard.....	F.....	Jr.....	19.7
Ron Sanford.....	F.....	Sr.....	13.4
Petie Gibson.....	G.....	Soph.....	12.0
Willie Long.....	C.....	Soph.....	11.6
Ron Becker.....	G.....	Jr.....	11.5

**1969-70**

Willie Long.....	C.....	Jr.....	23.9
Ron Becker.....	F.....	Sr.....	16.2
Petie Gibson.....	G.....	Jr.....	12.0
John Somogyi.....	G.....	Soph.....	11.3
Howard Grimes.....	F.....	Sr.....	11.2

**1970-71**

Willie Long.....	C.....	Sr.....	23.9
Mike Faulkner.....	F.....	Jr.....	13.0
John Johnson.....	F.....	Sr.....	10.9
Harold Little.....	G.....	Jr.....	9.4
Petie Gibson.....	G.....	Sr.....	9.4

**1971-72**

Mike Faulkner.....	C.....	Sr.....	16.4
Harold Little.....	F.....	Sr.....	12.5
Darryl Minniefield.....	F.....	Jr.....	11.0
Tommy Roberts.....	G.....	Jr.....	9.8
Chester Fuller.....	G.....	Jr.....	7.1

**1972-73**

Darryl Minniefield.....	C.....	Sr.....	13.1
Bernard Hardin.....	F.....	Jr.....	12.5
Chester Fuller.....	G.....	Sr.....	12.0
Mark Saiers.....	F.....	Jr.....	10.0
Tommy Roberts.....	G.....	Sr.....	7.1

**1973-74**

Bernard Hardin.....	F.....	Sr.....	17.1
Bill Hagins.....	C.....	Jr.....	12.5
Mark Saiers.....	F.....	Sr.....	11.1
Gabe Nava.....	G.....	Sr.....	10.2
Wendell Taylor.....	G.....	Sr.....	9.1

**1974-75**

Bill Hagins.....	C.....	Sr.....	14.0
Rich Pokorski.....	F.....	Sr.....	13.3
Pat King.....	G.....	Sr.....	10.9
Bob Toppert.....	G.....	Sr.....	10.2
Dan Davis.....	G.....	Soph.....	5.9

**1975-76**

Larry Gray.....	F.....	Jr.....	14.3
George Berry.....	F.....	Jr.....	13.6
Ricky Williams.....	G.....	Soph.....	12.5
Dale Slaughter.....	G.....	Jr.....	8.2
Mike Patterson.....	C.....	Soph.....	5.9

**1976-77**

Marvin Johnson.....	F.....	Jr.....	19.8
Michael Cooper.....	G.....	Jr.....	15.1
Willie Howard.....	F.....	Jr.....	13.3
Billy Reid.....	G.....	Soph.....	10.7
Jimmy Allen.....	C.....	Jr.....	9.3

**1977-78**

Marvin Johnson.....	F.....	Sr.....	24.0
Michael Cooper.....	G.....	Sr.....	16.1
Willie Howard.....	F.....	Sr.....	13.0
Phil Abney.....	F.....	Jr.....	12.9
Russell Saunders.....	G.....	Jr.....	9.0

**1978-79**

Phil Abney.....	F.....	Sr.....	16.2
Larry Belin.....	C.....	Jr.....	15.7
Everette Jefferson.....	G.....	Jr.....	13.6
Russell Saunders.....	G.....	Sr.....	10.1
Andre Logan.....	F.....	Jr.....	7.9

**1979-80**

Kenny Page.....	F.....	Soph.....	28.0
Everette Jefferson.....	G.....	Sr.....	16.5
Jerome Henderson.....	G.....	Jr.....	13.6
Jim Williams.....	F.....	Sr.....	10.7
Michael Johnson.....	G.....	Fr.....	10.6

**1980-81**

Kenny Page.....	G.....	Jr.....	24.1
Jerome Henderson.....	C.....	Jr.....	14.3
Phil Smith.....	G.....	Fr.....	12.3
Tony Persley.....	F.....	Jr.....	7.8
Alan Dolensky.....	F.....	Fr.....	5.8

**1981-82**

Phil Smith.....	G.....	Soph.....	15.9
Don Brkovich.....	F.....	Jr.....	12.0
Tim Fullmer.....	F.....	Jr.....	8.4
Larry Tarrance.....	C.....	Sr.....	7.0
Craig Allison.....	F.....	Fr.....	7.0

**1982-83**

Phil Smith.....	G.....	Jr.....	12.9
Tim Garrett.....	F.....	Jr.....	12.5
George Scott.....	C.....	Jr.....	10.2
Michael Johnson.....	F.....	Jr.....	8.3
Don Brkovich.....	F.....	Sr.....	7.4

**1983-84**

Tim Garrett.....	F.....	Sr.....	15.4
Phil Smith.....	G.....	Sr.....	14.4
Alan Dolensky.....	F.....	Sr.....	12.9
Nelson Franse.....	G.....	Sr.....	10.8
Kelvin Scarborough.....	G.....	Fr.....	4.4

**1984-85**

Johnny Brown.....	F.....	Jr.....	15.4
George Scott.....	C.....	Sr.....	14.0
Hunter Greene.....	G.....	Soph.....	11.4
Kelvin Scarborough.....	G.....	Soph.....	10.6
Mike Winters.....	F.....	Soph.....	6.0

**1985-86**

Johnny Brown.....	F.....	Sr.....	20.9
Shawn Brooks.....	C.....	Soph.....	11.1
Kelvin Scarborough.....	G.....	Jr.....	10.8
Kelly Graves.....	G.....	Jr.....	6.9
Rob Loeffel.....	C.....	Fr.....	6.8

**1986-87**

Hunter Greene	F	Jr	21.1
Kelvin Scarborough	G	Sr	18.9
Kelly Graves	G	Sr	10.1
Rob Loeffel	C	Soph	9.7
Mike Winters	F	Sr	8.0

**1987-88**

Charlie Thomas	F	Jr	17.0
Hunter Greene	F	Sr	16.8
Rob Loeffel	C	Jr	10.3
Rob Robbins	G	Fr	8.9
Jimmy Rogers	G	Jr	7.6

**1988-89**

Charlie Thomas	F	Sr	16.5
Rob Robbins	G	Soph	15.8
Luc Longley	C	Soph	13.0
Darrell McGee	G	Jr	9.9
Willie Banks	G	Fr	9.3

**1989-90**

Luc Longley	C	Jr	18.4
Rob Robbins	G	Jr	14.0
Kurt Miller	F	Jr	11.6
Willie Banks	G	Soph	8.9
Darrell McGee	G	Sr	8.3

**1990-91**

Luc Longley	C	Sr	19.1
Rob Robbins	G	Sr	14.1
Willie Banks	G	Jr	12.9
Vladimir McCrary	F	Jr	9.5
Khari Jaxon	F	Soph	7.3

**1991-92**

Willie Banks	G	Sr	13.7
Steve Logan	G	Jr	12.5
Ike Williams	G	Jr	12.2
Will Scott	F	Jr	10.5
Khari Jaxon	C	Jr	9.9

**1992-93**

Ike Williams	G	Sr	15.9
Steve Logan	G	Sr	14.1
Khari Jaxon	F	Sr	11.5
Greg Brown	G	Jr	9.6
Canonchet Neves	F	Jr	7.8

**1993-94**

Greg Brown	G	Sr	19.3
Marlow White	G	Jr	17.0
Canonchet Neves	F	Sr	13.4
Charles Smith	G	Fr	10.1
Lewis LaMar	C	Sr	8.3

**1994-95**

Charles Smith	G	Soph	15.9
Marlow White	G	Sr	15.5
Clayton Shields	F	Fr	10.5
Brian Hayden	C	Sr	8.9
David Gibson	G	Fr	7.4

**1995-96**

Charles Smith	G	Jr	19.5
Kenny Thomas	C	Fr	14.7
Clayton Shields	F	Soph	14.5
Royce Olney	G	Soph	8.0
Greg Schornstein	F	Jr	7.6

**1996-97**

Charles Smith	G	Sr	17.5
Clayton Shields	F	Jr	15.5
Kenny Thomas	C	Soph	13.9
Lamont Long	G	Fr	9.2
David Gibson	G	Jr	7.5

**1997-98**

Kenny Thomas	C	Jr	16.8
Clayton Shields	F	Sr	16.7
Royce Olney	G	Sr	14.8
Lamont Long	G	Soph	14.1
Kevin Henry	G	Fr	5.9

**1998-99**

Kenny Thomas	C	Sr	17.8
Lamont Long	G	Jr	16.8
Kevin Henry	G	Soph	12.8
John Robinson II	G	Fr	10.2
Damion Walker	F	Jr	9.7

**1999-00**

Lamont Long	G	Sr	18.7
Damion Walker	P	Sr	12.6
Wayland White	F	Jr	9.7
Kevin Henry	G	Jr	9.0
Marlon Parmer	G	Fr	7.8

**2000-01**

Ruben Douglas	G	Soph	16.3
Eric Chatfield	G	Jr	12.9
Marlon Parmer	G	Soph	11.6
Wayland White	F	Sr	9.4
Tim Lightfoot	G	Jr	7.6

**2001-02**

Ruben Douglas	G	Jr	18.1
Marlon Parmer	G	Jr	12.8
Eric Chatfield	G	Sr	12.1
Patrick Dennehy	C	Soph	10.6
Jamaal Williams	F	Fr	7.7

**2002-03**

Ruben Douglas	G	Sr	28.0
Jamaal Williams	F	Soph	11.3
Mark Walters	G	Fr	9.5
Javin Tindall	G	Jr	9.1
David Chiotti	C	Fr	3.9

**2003-04**

Danny Granger	F	Jr	19.5
Javin Tindall	G	Sr	12.6
David Chiotti	F	Soph	12.5
Troy DeVries	G	Jr	10.7
Alfred Neale	F	Jr	8.8

**2004-05**

Danny Granger	F	Sr	18.8
Troy DeVries	G	Sr	11.0
Mark Walters	G	Jr	10.5
David Chiotti	F	Jr	10.4
Alfred Neale	F	Sr	10.3

**2005-06**

Mark Walters	G	Sr	15.5
David Chiotti	F	Sr	11.8
Tony Danridge	F	Soph	8.4
Joel Box	F	Jr	5.4
Kris Collins	G	Sr	5.2

**2006-07**

J.R. Giddens	G	Jr	15.8
Tony Danridge	F	Jr	12.5
Chad Toppert	G	Soph	9.5
Darren Prentice	G	Jr	8.9
Jamaal Smith	G	Jr	8.0

**2007-08**

J.R. Giddens	G	Sr	16.3
Chad Toppert	G	Jr	10.3
Daniel Faris	F	Jr	9.2
Jamaal Smith	G	Sr	8.8
Dairese Gary	G	Fr	7.8

**2008-09**

Tony Danridge	G	Sr	14.9
Daniel Faris	F	Sr	12.1
Chad Toppert	G	Sr	10.8
Roman Martinez	F	Jr	10.6
Dairese Gary	G	So	8.1

**2009-10**

Darlington Hobson	G	Jr	15.9
Roman Martinez	F	Sr	13.9
Dairese Gary	G	Jr	13.1
Phillip McDonald	G	Soph	10.4
A.J. Hardeman	F	Soph	7.0

**2010-11**

Dairese Gary	G	Sr	14.1
Drew Gordon	F	Jr	13.0
Kendall Williams	G	Fr	11.6
Phillip McDonald	G	Jr	10.9
A.J. Hardeman	F	Jr	7.6

**2011-12**

Drew Gordon	F	Sr	13.7
Kendall Williams	G	Soph	12.1
Tony Snell	G	Soph	10.5
Demetrius Walker	G	Soph	7.4
Jamal Fenton	G	Jr	6.5

**2012-13**

Kendall Williams	G	Jr	13.3
Tony Snell	G	Jr	12.5
Alex Kirk	C	Soph	12.1
Cameron Bairstow	F	Jr	9.7
Hugh Greenwood	G	Soph	7.0

**2013-14**

Cameron Bairstow	F	Sr	20.4
Kendall Williams	G	Sr	16.0
Alex Kirk	C	Jr	13.3
Cullen Neal	G	Fr	7.1
Hugh Greenwood	G	Jr	6.2

**2014-15**

Deshawn Delaney	G	Sr	11.7
Hugh Greenwood	G	Sr	11.6
Obj Aget	C	So	6.8
Devon Williams	F	So	6.7
Jordan Goodman	F	Jr	6.3

**2015-16**

Elijah Brown	G	So	21.7
Tim Williams	F	Jr	16.8
Cullen Neal	G	So	12.3
Obj Aget	C	Jr	6.6
Sam Logwood	G	So	6.3

**2016-17**

Elijah Brown	G	Jr	18.8
Tim Williams	F	Sr	17.4
Sam Logwood	G/F	Jr	7.3
Dane Kuiper	G/F	So	6.0
Obj Aget	C	Sr	5.9

**2017-18**

Sam Logwood	G/F	Sr	13.0
Anthony Mathis	G	Jr	12.7
Antino Jackson	G	Sr	10.4
Joe Furstinger	F	Sr	10.4
Makuach Maluach	G/F	Fr	9.6

**2018-19**

Anthony Mathis	G	Sr	14.4
Vance Jackson	G/F	R-So	13.1
Carlton Bragg	F	R-Jr	10.5
Makuach Maluach	G/F	So	9.9
Keith McGee	G	R-So	9.1

**2019-20**

JaQuan Lyle	G	R-Sr	14.9
Carlton Bragg	F	R-Sr	12.6
Corey Manigault	F	Sr	12.5
Vance Jackson	G/F	R-Jr	11.1
Zane Martin	G	Jr	10.1

NEW MEXICO

YEAR	G	FG	FGA	FG%	3FG	3FGA	3FG%	FT	FTA	FT%	REB.	TP	AVG.	AST.	TO	BLK	STL
1950-51	24	531	1,537	.348	----	----	----	332	530	.627	886	1,394	58.1	133	----	----	----
1951-52	25	----	----	----	----	----	----	----	----	----	----	----	----	----	----	----	----
1952-53	25	569	1,668	.341	----	----	----	594	889	.668	956	1,732	69.3	----	----	----	----
1953-54	22	571	1,629	.351	----	----	----	444	614	.723	861	1,466	66.6	----	----	----	----
1954-55	24	506	1,599	.316	----	----	----	431	702	.614	880	1,443	60.1	----	----	----	----
1955-56	22	507	1,458	.348	----	----	----	431	636	.678	936	1,445	65.4	----	----	----	----
1956-57	26	585	1,604	.365	----	----	----	497	703	.707	1,111	1,667	64.1	----	----	----	----
1957-58	24	500	1,542	.324	----	----	----	345	530	.651	891	1,341	56.0	----	----	----	----
1958-59	22	492	1,596	.313	----	----	----	429	664	.646	1,149	1,403	63.7	----	----	----	----
1959-60	25	668	1,789	.373	----	----	----	439	670	.655	1,204	1,775	71.0	----	----	----	----
1960-61	23	566	1,554	.364	----	----	----	435	618	.704	1,111	1,567	68.1	----	----	----	----
1961-62	26	625	1,671	.374	----	----	----	482	695	.693	960	1,732	66.6	----	----	----	----
1962-63	25	637	1,362	.467	----	----	----	371	566	.655	949	1,639	65.5	----	----	----	----
1963-64	29	746	1,636	.455	----	----	----	473	701	.674	1,284	1,965	67.7	----	----	----	----
1964-65	27	748	1,683	.444	----	----	----	425	657	.646	1,347	1,927	71.3	----	----	----	----
1965-66	24	695	1,548	.449	----	----	----	465	689	.675	1,133	1,855	77.3	----	----	----	----
1966-67	27	792	1,863	.425	----	----	----	361	546	.661	1,304	1,945	72.0	----	----	----	----
1967-68	28	801	1,737	.466	----	----	----	564	795	.709	1,294	2,116	77.4	----	----	----	----
1968-69	26	794	1,707	.466	----	----	----	425	640	.664	1,243	2,013	77.4	472	----	----	----
1969-70	26	752	1,704	.441	----	----	----	525	717	.732	1,110	2,029	78.0	413	----	----	----
1970-71	26	728	1,573	.463	----	----	----	478	733	.653	1,132	1,934	74.4	415	----	----	----
1971-72	26	704	1,619	.435	----	----	----	468	689	.679	1,172	1,876	72.2	381	----	----	----
1972-73	27	885	1,859	.476	----	----	----	352	552	.638	1,215	2,122	78.6	440	----	----	----
1973-74	29	1,004	2,013	.499	----	----	----	433	666	.650	1,274	2,441	84.2	535	----	----	----
1974-75	26	691	1,534	.450	----	----	----	466	642	.726	1,041	1,848	71.0	343	----	----	----
1975-76	27	806	1,685	.478	----	----	----	355	558	.636	1,186	1,967	72.9	372	<b>603</b>	----	----
1976-77	30	1,046	<b>2,162</b>	.484	----	----	----	506	794	.637	<b>1,480</b>	2,498	86.6	460	580	<b>182</b>	210
1977-78	28	<b>1,102</b>	2,140	.515	----	----	----	527	789	.668	1,391	2,731	<b>97.5</b>	524	553	128	254
1978-79	29	982	2,121	.463	----	----	----	603	827	.729	1,298	2,567	88.5	492	506	75	223
1979-80	28	795	1,680	.473	----	----	----	481	677	.710	1,012	2,071	74.0	362	460	41	153
1980-81	26	755	1,592	.474	----	----	----	475	664	.715	917	1,970	75.3	397	447	59	199
1981-82	28	758	1,536	.493	----	----	----	460	679	.667	977	1,976	70.6	486	451	58	195
1982-83	29	820	1,647	.498	----	----	----	439	677	.648	957	2,079	71.7	374	451	48	196
1983-84	35	838	1,638	.512	----	----	----	554	753	.736	973	2,230	63.7	489	426	54	221
1984-85	32	871	1,706	.511	----	----	----	511	735	.695	1,013	2,253	70.4	512	469	48	222
1985-86	31	837	1,688	.496	----	----	----	417	690	.604	1,083	2,091	67.5	535	410	70	188
1986-87	35	1,005	2,082	.483	192	498	.386	<b>626</b>	<b>896</b>	.699	1,250	<b>2,828</b>	80.8	614	457	112	<b>294</b>
1987-88	<b>36</b>	1,021	2,079	.491	110	336	.327	572	824	.694	1,357	2,724	75.7	604	510	117	245
1988-89	33	992	1,819	<b>.545</b>	157	362	<b>.434</b>	489	676	.723	1,130	2,630	79.7	<b>677</b>	478	129	218
1989-90	34	957	1,957	.489	177	486	.364	523	717	.729	1,229	2,614	76.9	645	452	146	209
1990-91	30	868	1,644	.528	134	345	.388	438	639	.686	1,046	2,308	76.9	564	450	141	229
1991-92	33	867	1,870	.464	176	505	.349	519	772	.672	1,194	2,429	73.6	489	432	159	258
1992-93	31	768	1,679	.457	238	611	.390	390	613	.636	1,074	2,164	69.8	449	373	133	200
1993-94	31	805	1,789	.450	300	782	.384	500	682	.733	1,227	2,410	77.7	408	391	111	165
1994-95	30	750	1,708	.474	199	579	.344	462	714	.647	1,024	2,259	75.3	437	390	117	213
1995-96	33	889	1,802	.493	220	578	.381	569	814	.699	1,204	2,567	77.8	515	477	137	228
1996-97	33	855	1,781	.480	245	656	.373	547	760	.720	1,180	2,502	75.8	528	428	131	232
1997-98	32	846	1,793	.472	301	748	.402	430	568	.757	1,097	2,423	75.7	529	384	117	225
1998-99	34	889	1,906	.466	247	667	.370	531	707	.751	1,220	2,556	75.2	482	429	111	224
1999-00	32	811	1,782	.455	155	459	.338	546	769	.710	1,151	2,323	72.6	362	464	145	232
2000-01	34	829	1,879	.441	183	534	.343	520	818	.636	1,178	2,361	69.4	423	398	136	227
2001-02	30	776	1,718	.452	180	477	.377	474	712	.666	1,100	2,206	73.5	383	391	119	179
2002-03	28	659	1,559	.423	222	613	.362	446	609	.732	910	1,986	70.9	339	331	75	160
2003-04	28	640	1,428	.448	237	631	.376	431	597	.722	917	1,948	69.6	393	367	86	160
2004-05	33	855	1,733	.493	269	688	.391	513	755	.679	1,127	2,492	75.5	491	455	115	252
2005-06	30	690	1,515	.455	193	558	.346	366	547	.669	884	1,939	64.6	408	365	67	219
2006-07	32	856	1,865	.459	299	797	.375	399	604	.661	1,068	2,410	75.3	482	395	78	183
2007-08	33	847	1,817	.466	271	646	.420	481	730	.659	1,138	2,446	74.1	537	403	88	207
2008-09	34	841	1,824	.461	239	627	.381	589	839	.702	1,174	2,510	73.8	522	424	110	218
2009-10	35	887	2,023	.438	273	739	.369	608	909	.669	1,346	2,655	75.9	497	387	120	232
2010-11	35	877	1,917	.457	226	654	.346	582	817	.712	1,300	2,562	73.2	535	471	116	211
2011-12	35	876	1,898	.462	264	699	.378	529	748	.707	1,320	2,545	72.7	573	467	117	240
2012-13	35	768	1,815	.423	221	629	.351	598	829	.721	1,232	2,355	67.3	505	402	134	220
2013-14	34	847	1,850	.458	197	593	.332	625	884	.723	1,296	2,516	74.0	522	361	172	162
2014-15	31	686	1,589	.432	148	481	.308	401	609	.658	1,081	1,921	62.0	398	392	139	178
2015-16	31	829	1,782	.465	196	540	.363	578	783	.738	1,173	2,432	76.0	461	489	130	180
2016-17	31	778	1,693	.460	145	444	.327	582	780	.746	1,071	2,283	73.6	420	403	109	189
2017-18	34	939	2,065	.455	<b>367</b>	<b>979</b>	.375	550	708	<b>.777</b>	1,073	2,795	82.2	539	422	96	251
2018-19	32	814	1,929	.422	292	845	.346	523	745	.702	1,203	2,443	76.3	446	455	107	220
2019-20	33	892	1,913	.466	230	704	.327	517	718	.720	1,159	2,531	76.7	494	475	95	267

BOLDFACE INDICATES SCHOOL RECORDS

15 NCAA APPEARANCES \* MW CHAMPIONS 2005, 2009, 2010, 2012, 2013, 2014

OPPONENTS

YEAR	G	FG	FGA	FG%	3FG	3FGA	3FG%	FT	FTA	FT%	REB.	TP	AVG.	AST.	TO	BLK	STL
1950-51	24	517	1,444	.358	----	----	----	354	627	.565	759	<b>1,388</b>	57.8	<b>100</b>	----	----	----
1951-52	25	----	----	----	----	----	----	----	----	----	----	----	----	----	----	----	----
1952-53	25	559	1,540	.363	----	----	----	615	936	.657	<b>657</b>	1,733	69.3	----	----	----	----
1953-54	22	<b>495</b>	1,469	<b>.337</b>	----	----	----	440	673	.654	845	1,410	64.1	----	----	----	----
1954-55	24	517	1,523	.339	----	----	----	554	872	.635	959	1,747	72.8	----	----	----	----
1955-56	22	568	1,598	.355	----	----	----	451	679	.664	1,105	1,587	72.1	----	----	----	----
1956-57	26	696	1,803	.386	----	----	----	539	794	.679	1,248	1,932	74.3	----	----	----	----
1957-58	24	612	1,645	.372	----	----	----	445	666	.668	998	1,669	69.5	----	----	----	----
1958-59	22	641	1,602	.400	----	----	----	446	706	.631	1,362	1,728	78.5	----	----	----	----
1959-60	25	790	1,897	.416	----	----	----	461	659	.700	1,311	2,041	81.6	----	----	----	----
1960-61	23	664	1,650	.402	----	----	----	434	657	.661	1,229	1,762	76.6	----	----	----	----
1961-62	26	729	1,715	.425	----	----	----	523	753	.695	1,295	1,981	76.2	----	----	----	----
1962-63	25	547	<b>1,354</b>	.404	----	----	----	353	533	.662	830	1,447	57.8	----	----	----	----
1963-64	29	632	1,547	.408	----	----	----	396	554	.714	904	1,660	57.2	----	----	----	----
1964-65	27	530	1,444	.367	----	----	----	433	634	.685	934	1,504	<b>55.7</b>	----	----	----	----
1965-66	24	591	1,428	.414	----	----	----	462	628	.735	950	1,644	68.5	----	----	----	----
1966-67	27	637	1,514	.421	----	----	----	389	534	.728	974	1,663	61.6	----	----	----	----
1967-68	28	740	1,792	.412	----	----	----	427	640	.669	1,138	1,907	68.1	----	----	----	----
1968-69	26	673	1,611	.417	----	----	----	451	698	.646	1,070	1,797	69.1	275	----	----	----
1969-70	26	805	1,658	.486	----	----	----	437	625	.699	1,067	2,047	78.7	376	----	----	----
1970-71	26	743	1,629	.456	----	----	----	397	582	.682	1,039	1,883	72.4	392	----	----	----
1971-72	26	686	1,580	.434	----	----	----	418	609	.686	1,049	1,790	68.8	317	----	----	----
1972-73	27	733	1,663	.441	----	----	----	345	499	.691	1,043	1,811	67.1	426	----	----	----
1973-74	29	858	1,812	.474	----	----	----	390	546	.714	1,078	2,086	71.9	426	----	----	----
1974-75	26	738	1,583	.466	----	----	----	350	517	.677	990	1,826	70.2	362	452	----	----
1975-76	27	751	1,684	.446	----	----	----	401	585	.685	1,013	1,903	70.5	417	517	----	----
1976-77	30	968	2,150	.450	----	----	----	488	719	.679	1,337	2,424	80.6	486	630	----	----
1977-78	28	901	1,967	.458	----	----	----	520	776	.670	1,231	2,322	82.9	466	642	72	178
1978-79	29	918	1,819	.505	----	----	----	542	799	.678	1,223	2,378	82.0	503	<b>665</b>	95	214
1979-80	28	929	1,887	.492	----	----	----	383	549	.698	1,155	2,241	80.0	511	446	63	183
1980-81	26	815	1,564	.521	----	----	----	429	650	.660	1,082	2,009	77.3	448	513	82	<b>152</b>
1981-82	28	725	1,532	.473	----	----	----	450	696	.647	1,007	1,900	67.9	395	488	97	212
1982-83	29	779	1,594	.489	----	----	----	471	688	.685	961	2,029	69.9	386	484	86	184
1983-84	35	849	1,846	.460	----	----	----	373	541	.689	1,058	2,071	59.2	441	440	75	193
1984-85	32	875	1,819	.481	----	----	----	387	566	.684	1,016	2,137	66.8	410	468	---	201
1985-86	31	833	1,865	.447	----	----	----	315	465	.677	1,045	1,981	63.9	423	382	72	189
1986-87	35	<b>1,028</b>	2,211	.465	179	482	.371	444	654	.679	1,298	2,679	76.5	590	491	102	203
1987-88	<b>36</b>	969	2,195	.442	180	508	.354	486	733	.663	1,245	2,604	72.3	557	460	103	242
1988-89	33	934	2,146	.435	173	476	.364	368	537	.685	1,130	2,409	73.0	495	417	90	218
1989-90	34	908	2,118	.429	152	439	.346	400	593	.675	1,210	2,368	69.7	481	427	101	207
1990-91	30	790	1,867	.423	158	453	.349	377	550	.686	1,028	2,115	70.5	425	387	75	210
1991-92	33	845	1,968	.429	173	505	.343	404	589	.686	1,191	2,267	68.7	467	483	104	200
1992-93	31	755	1,812	.417	<b>126</b>	<b>424</b>	<b>.297</b>	324	474	.684	1,087	1,960	63.2	404	385	93	163
1993-94	31	796	1,973	.403	188	615	.306	312	483	.646	1,131	2,092	67.5	418	348	84	182
1994-95	30	750	1,708	.439	186	517	.360	478	706	.677	1,079	2,164	72.1	381	429	102	168
1995-96	33	836	1,994	.419	176	545	.323	445	667	.667	1,125	2,293	69.5	409	427	72	236
1996-97	33	769	1,915	.402	178	582	.306	381	552	.690	1,101	2,097	63.5	423	460	<b>59</b>	192
1997-98	32	788	1,867	.422	237	604	.392	<b>296</b>	<b>435</b>	.680	1,083	2,109	65.9	405	426	69	170
1998-99	34	885	2,062	.429	227	705	.322	308	461	.668	1,152	2,305	67.8	434	447	96	220
1999-00	32	735	1,818	.404	160	509	.314	555	793	.700	1,156	2,185	68.3	378	469	98	198
2000-01	34	774	1,786	.433	184	575	.320	533	817	.652	1,206	2,265	66.6	403	499	97	183
2001-02	30	744	1,638	.454	178	488	.365	467	664	.709	967	2,133	71.1	417	396	101	181
2002-03	28	739	1,549	.477	183	516	.355	390	533	.732	986	2,051	73.2	440	362	77	163
2003-04	28	648	1,467	.442	186	519	.358	357	532	.671	884	1,839	65.7	386	353	96	170
2004-05	33	774	1,860	.416	218	692	.315	355	513	.692	1,059	2,121	64.3	442	480	108	234
2005-06	30	663	1,510	.439	177	513	.345	370	504	.734	965	1,873	62.4	415	425	80	189
2006-07	32	840	1,803	.466	238	662	.360	427	620	.689	1,119	2,345	73.3	503	450	88	186
2007-08	33	685	1,672	.410	227	669	.339	472	691	.683	1,057	2,069	62.7	435	535	78	167
2008-09	34	703	1,729	.407	237	671	.353	603	828	.728	1,076	2,246	66.1	415	494	75	179
2009-10	35	823	1,922	.428	255	765	.333	451	673	.670	1,165	2,352	67.2	467	475	97	196
2010-11	35	813	1,923	.423	226	682	.331	456	688	.663	1,091	2,308	65.9	445	461	104	212
2011-12	35	731	1,903	.384	213	689	.309	401	594	.675	1,093	2,076	59.3	387	499	85	203
2012-13	35	760	1,944	.391	263	761	.346	337	500	.674	1,151	2,122	60.6	440	445	101	189
2013-14	34	776	1,996	.389	243	699	.348	453	625	.725	1,115	2,248	66.1	388	338	99	193
2014-15	31	643	1,601	.402	210	668	.314	370	526	.703	933	1,866	60.2	384	361	103	188
2015-16	32	807	1,919	.421	247	761	.325	487	711	.685	1,053	2,348	73.4	453	393	130	249
2016-17	31	766	1,771	.433	261	708	.369	460	667	.690	1,049	2,253	72.7	436	416	102	233
2017-18	34	931	1,925	.484	228	603	.378	551	766	.719	1,217	2,641	77.7	461	562	113	201
2018-19	32	869	1,925	.451	230	648	.355	486	708	.686	1,193	2,454	76.7	487	436	105	223
2019-20	33	918	2,041	.450	301	869	.346	346	501	.691	1,184	2,483	75.2	537	486	85	232

BOLDFACE INDICATES SCHOOL RECORDS

## ABOUT THE 1963-64 LOBOS

The 1963-64 Lobos posted a record of 23-6 and finished runner up to Bradley in the NIT. The team boasted regular-season wins over such national powers as Kansas and Purdue. UNM opened the season by winning 11 of its first 12 games. The Lobos posted a 7-3 record in Western Athletic Conference play, tying Arizona State for their first conference title. UNM finished the season tied for 16th in the final UPI poll.



**Front Row (L to R):** John Bonano (Mgr.), Steve Bacchus, Jim Johnston, Skip Kruzich, Jim Howard, Phil Jordan. **Second Row:** Jim Patterson, Mike Lucero, Bruce Shimala, Don Wasson, Dick Ellis, Ed Edson. **Third Row:** Mike Dietmeier (Asst. Coach), Claude Williams, Ira Harge, Bob Zarr, Keith Sponholtz, Bob King (Head Coach), Sam Miranda (Asst. Coach).

## ABOUT THE 1967-68 LOBOS

Picked to finish last in a preseason poll by conference coaches, New Mexico was the surprise of the WAC, if not the country. The Lobos started the season 17-0 to rank fourth in the nation, then won the WAC with an 8-2 record and finished the season 23-5. New Mexico made its first ever NCAA appearance and finished the year ranked sixth by AP and seventh by UPI.



**Front Row (L to R):** Bob King (Head Coach), Dave Culver, Larry Jones, Leonard Lopez, Keith Griffith, George Maes, Ron Nelson, Norm Ellenberger (Asst. Coach). **Second Row:** Jim Johnston (Asst. Coach), Ron Sanford, Robert Fullerton, Terry Schaafsma, Steve Shropshire, Ron Becker, Bob Leigh (Asst. Coach). **Third Row:** Chuck Wood (Mgr.), Cletus Tafoya (Mgr.), Howard Grimes, Greg Howard, Tow Diehm (Trainer).

## ABOUT THE 1973-74 LOBOS

New Mexico posted a 22-7 overall record and went 10-4 in the Western Athletic Conference, winning the third WAC crown in school history. The Lobos averaged 84.2 points per game and boasted a winning margin of 12.3 points. UNM won its first ever NCAA Tournament game, advancing to the West Regional. The Lobos were ranked 18th in the final UPI poll. On six different occasions, the Lobos scored 100 or more points.



**Front Row (L to R):** Wendell Taylor, Bruce Hudson, Norm Ellenberger (Head Coach), Pat King, Gabe Nava. **Back Row:** Dennis Hodges (Asst. Coach), Bruce Battle, Mark Sayers, Bill Hagins, Paul Kruse, Mike Patterson, Rich Pokorski, Bernard Hardin, Bob Toppert, John Whisenant (Asst. Coach).

## ABOUT THE 1977-78 LOBOS

Led by All-American Michael Cooper, New Mexico led the nation in scoring, averaging 97.5 points a game. UNM raced to its fourth WAC title with a 13-1 league mark. UNM finished the season 24-4 and ranked fourth in the nation by UPI, 12th by AP. The Lobos also boasted a 14-game winning streak during the season. The year ended with a first-round loss to unranked Cal State Fullerton in the NCAA Tournament.



**Front Row (L to R):** Jerome Shanks, Marvin Johnson, Phil Abney, Michael Cooper, Steve Davis, Norm Cacy. **Second Row:** Lee Prolow, Wil Smiley, Jimmy Allen, Willie Howard, Jim Williams. **Standing:** Norm Ellenberger (Head Coach), Pat King (Asst. Coach), Rick Wright (Coaching Aid), Mike Stewart, Gregg Polinsky, Russell Saunders, Phil Spradling, Mark Felix, Mark Villareal (Mgr.).


**ABOUT THE 1993-94 LOBOS**

Picked to finish fifth in the 10-team Western Athletic Conference in the preseason poll, New Mexico was a model of consistency as it captured the school's fifth conference championship and first in 16 years.


UNM was out of first place for only two weeks and was never lower than second in the league standings. Led by 5-7 point guard Greg Brown -- the WAC Player of the Year -- and a supporting cast overflowing with complementing players, the Lobos clinched the title the old-fashioned way: They earned it.

In the most unlikely of places -- Provo, Utah on the campus of BYU -- New Mexico staged one of its most miraculous comebacks in school history. The Lobos trailed by five with 25 seconds left, but managed to force overtime. UNM was in arrears by four in the extra period, but rallied again for a shocking 84-82 victory, the Lobos' first win in Provo in nine years.

New Mexico finished 23-8 for its eighth consecutive 20-win season. The Lobos advanced to the NCAA Tournament for the third time in four years. Brown also won the Frances Pomeroy Naismith Award given to the nation's top player under 6-feet while head coach Dave Bliss was recognized as WAC Coach of the Year.



Lewis LaMar cuts down the net, celebrating UNM's 1994 WAC championship. The Lobos returned home on a Sunday morning and found 4,500 fans waiting in The Pit to help them celebrate.



Seated (l. to r.): J.J. Griego, Frank Willis, David Sternlight, Lewis LaMar, Head Coach Dave Bliss, Canonchet Neves, Brian Hayden, Eric Thomas, Greg Schornstein, Standing (l. to r.): Manager J.J. DeTemple, Assistant Coach Doug Ash, Greg Brown, Scott Pritchett, Charles Smith, Jarrett Wendt, Marlow White, Cornelius Ausborne, David Gibson, Assistant Coach Tony Benford, Assistant Coach John McCullough, Manager Ellis Dawson.

## ABOUT THE 2004-05 LOBOS

It was a breakout season for the University of New Mexico in 2004-05, as it won the Mountain West Conference Tournament to culminate a sparkling nine-game winning streak and return to the NCAA Tournament for the first time in six years. The Lobos, picked to finish fourth in the MWC preseason poll, fell to 23rd-ranked Villanova 55-47 in the first round of the Syracuse Regional.

New Mexico finished 26-7 on the year, the second-highest win total in school history and a 12-win improvement from 2003-04. It's also two more victories than the previous two seasons combined, after UNM went 24-32 in 2002-03 and 2003-04.

Only national champion North Carolina and Texas A&M progressed by a greater margin that UNM did in 2004-05. The Tar Heels and Aggies each constructed 14 more wins than last year. The Lobos closed the season by winning 9 of 10 and 12 of 14, including their first conference tournament title in 1996.


The No. 2 seed in the MWC Tournament in Denver, UNM ran past BYU, San Diego State and 15th-ranked Utah to claim the league's automatic bid to the Big Dance.

Before the loss to Villanova, the Lobos had won five straight games away from Albuquerque, a feat last achieved in 1977-78 when they won six in a row.

It was the first NCAA appearance for UNM's Ritchie McKay, either as a player, assistant coach or head coach. He had completed nine seasons overall as a head coach, including the past three years at New Mexico. McKay did have a 2-1 record in the 1999 NIT while at Colorado State. His previous eight teams had never won more than 19 games in a season.

After starting the conference 1-3, the Lobos finished 10-4 in the MWC, placing second behind nationally-ranked Utah. The 10 wins came on the heels of four straight losing records in conference play and were the most since 11 victories in the Western Athletic Conference in 1998.

The Lobos' nine-game winning streak began against Air Force on Feb. 14 when the quintet of David Chiotti, Troy DeVries, Danny Granger, Alfred Neale and Mark Walters started together for the first time. The nine-game stretch is the longest for a Ritchie McKay-coached team and the Lobos' best run since taking nine straight in 2000-01.



Granger ended the 2004-05 season with several honors, including All-America and MWC Player of the Year.



The Lobos won the Mountain West Conference Tournament in 2005 and went into the NCAA Tournament as a 12th seed, facing Villanova. In their tournament game, the Lobos found themselves down 34-11 and nearly came back to tie, down just five points in the final minute of the game.



## ABOUT THE 2008-09 LOBOS

Picked to finish fifth in the Mountain West Conference preseason poll, the Lobos won their final five games of the regular season to tie BYU and Utah for the MWC title at 12-4.

Just two years removed from a 4-12 league mark and losing in the MWC Tournament play-in game, New Mexico claimed its first conference crown in 15 years, since winning the 1994 Western Athletic Conference championship.

After a 73-62 loss at BYU on Feb. 17, the Lobos were 7-4 in the MWC and knew they had to run the table to have a shot at the title.

The Lobos blasted San Diego State at home 75-49 in arguably their most complete game of the season. That was followed by a 76-62 home win over TCU.

Trailing at Colorado State by five points with 13 seconds left in regulation, the title chase was in serious jeopardy. However, UNM pulled out a dramatic 81-79 triumph in double overtime.

A roof-raising sellout crowd of 18,018 and senior Tony Danridge's career-high 29 points willed UNM to a 77-71 victory over league leader Utah. It was Danridge elevating his game four days later, scoring 29 again as the Lobos escaped Laramie with a hard-earned 74-73 decision over Wyoming and a share of the title.

New Mexico's 106th season ended with a tough 70-68 loss at Notre Dame in the second round of the NIT. UNM finished 22-12, its 17th 20-win campaign in the past 26 seasons. Head coach Steve Alford was recognized as MWC Coach of the Year.



Tony Danridge scored 29 points in the final two regular season wins over Utah and Wyoming to lead UNM to its first conference championship in 15 years.



Seated (l. to r.): Video coordinator Chris Monette, Assistant coach Chris Walker, Head Coach Steve Alford, Tony Danridge, Daniel Faris, Chad Toppert, Associate head coach Craig Neal, Assistant coach Ryan Miller, Director of Operations Duane Broussard. Standing (l. to r.): Dairese Gary, Chris Johansen, Curtis Dennis, Jonathan Wills, A.J. Hardeman, Kem Nweke, Will Brown, Roman Martinez, Phillip McDonald, Nate Garth.

## ABOUT THE 2009-10 LOBOS

Picked to finish fifth in the Mountain West Conference preseason poll, the Lobos defied all the experts for the second year in a row. New Mexico won its second straight MWC regular-season title, this time in outright fashion for the first time since 1994.

The quest for the trophy was quite remarkable. After finishing 14-1 in the non-conference season and achieving the school's first national ranking in 11 seasons, UNM promptly started 0-2 in conference play with losses at San Diego State and at home to UNLV. The loss to the Runnin' Rebels ended a 19-game home winning streak.

Then, the improbable happened. The Lobos, with only one senior on the roster, never lost another conference game, streaking to the finish line with a school and MWC-record 14 consecutive wins in league play. That was seven consecutive home victories and seven straight conference road wins, also breaking a school and MWC mark. UNM finished 14-2.

New Mexico took down BYU twice when the Cougars were ranked in the top-13 in the nation. The most dramatic was in the penultimate game of the season at Provo, a venue UNM had not won at in 10 years. The Lobos prevailed 83-81. UNM also beat a nationally-ranked UNLV team 76-66 in Las Vegas.

Junior guard Darington Hobson was named MWC Player of the Year and Newcomer of the Year after averaging 14.9 points, an MWC-high 10.1 rebounds and 4.8 assists a game in MWC contests. He was also named to several All-America teams. Junior point guard Dairese Gary was a first team all-conference selection and a member of the all-MWC Defensive team. Senior Roman Martinez made more clutch plays than could be counted.

Head coach Steve Alford was recognized as MWC Coach of the Year for the second year in a row.

The Lobos finished 30-5, breaking a school standard for wins, and advanced to the NCAA Tournament for the first time since 2005 and won a tournament game for the first time since 1999.



Junior guard Darington Hobson was named MWC Player of the Year and Newcomer of the Year while becoming the first Lobo to lead the team in scoring, rebounding and assists in the same season.



Seated (l. to r.): Dairese Gary, video coordinator Chris Monette, Assistant coach Wyking Jones, Head Coach Steve Alford, Roman Martinez, Associate head coach Craig Neal, Assistant coach Ryan Miller, Director of Operations Duane Broussard, Nate Garth. Standing (l. to r.): Kevin Nelson, Curtis Dennis, Darington Hobson, Matt Staff, A.J. Hardeman, Will Brown, Chad Adams, Phillip McDonald, Jamal Fenton.

**ABOUT THE 2011-12 LOBOS**

In a season marked by two Mountain West trophies, championship rings, 28 wins, and an NCAA ride that took a Final Four Louisville team to the end, maybe the best part of New Mexico's 2011-12 season was really the way this gusty Steve Alford team continued to get better.

There were several ways to note the improvement curve these Lobos threw at the Mountain West and one way was turning the kiss-your-sister ending to the MW regular-season race into Lobo dominance at the Mountain West Tournament. The Lobos rolled the UNLV Rebels off their home court and beat San Diego State for the title and the automatic NCAA bid.

And Drew Gordon, the Lobos' 6-foot-9, double-double post, who was snubbed for MW Player of The Year honors, roared to the MW tourney MVP crown.

The Lobos ended the 2011-12 season better than any other MW team in another way, too - in the NCAA Tournament way. The Lobos were the only MW team to post an NCAA tournament win as SDSU and UNLV were knocked out in the first round.

And when the final ESPN/USA Today Coaches Poll was released, there was only one Mountain West team ranked: New Mexico. It was the 10th time in program history that UNM has finished the season ranked in the final coaches' poll, and the second time in the last three seasons. UNM was ranked No. 21 in the final AP Poll released prior to the start of the NCAA Tournament.

Alford's Lobos continued to show grit on the road by posting 14 wins away from The Pit which broke the program's record of 13 set two seasons earlier by Alford's Lobos.

The job Alford did with this Lobo team probably rivals what he did in 2010 when UNM dropped its first two league games and then finished 14-2.


UNM finished 14th nationally in scoring defense (59.3 points per game), rebound margin (+6.3), seventh in field goal percentage defense (.384) and sixth in scoring margin (+13.4). UNM's 28-7 record, an .800 winning percentage, was 14th nationally, and UNM's 16.4 assists per game ranked 10th.

Gordon recorded 19 double-doubles on the season, good for 10th nationally, and his 11.1 rebounds per game were fourth nationally.

The 59.3 points allowed per game mark is the lowest ever in the shot clock era, and the lowest total since allowing 59.2 points in the 1983-84 season. The .384 defensive field goal percentage marked the first time that UNM has held opponents for an entire season under 40% shooting since the 1964-65 season (.367).



**Senior forward Drew Gordon was named Conference Tournament MVP**



Seated (l. to r.): Video Administrator Craig Snow, Assistant Coach Duane Broussard, Head Coach Steve Alford, Phillip McDonald, Drew Gordon, A.J. Hardeman, Associate Head Coach Craig Neal, Assistant Coach Ryan Miller, Director of Operations Drew Adams. Standing (l. to r.): Jamal Fenton, Kendall Williams, Hugh Greenwood, Chad Adams, Tony Snell, Alex Kirk, Cameron Bairstow, Emmanuel Ngedu, Kory Alford, Dominique Dunning, Demetrius Walker, Chris Perez.

## ABOUT THE 2012-13 LOBOS

It was another year of multiple championships, with a pair of Mountain West titles for the second straight year to go along with UNM's first in-season tournament win under Steve Alford.

The Lobos scratched and clawed their way to a 29-6 record, the second-most wins in school history. None seemed easy, and all were the product of a scrappy team that won despite shooting just .423 from the field for the season. The Lobos found themselves in the national spotlight and behind the 8-ball on opening night/morning, as UNM was down 10-0 to Davidson in a season-opener that started at midnight as a part of ESPN's 24 Hours of College Hoops Madness. However, UNM pulled off the second-largest second half comeback in school history (coming back from down 16) in what was the first of 12 straight wins to open the season.

Three of those 12 were in the Paradise Jam, where UNM beat nationally-ranked Connecticut in the title game. That UNM was even in the title game was a slight miracle in itself, as the Lobos were down five points with under 15 seconds left, but a Kendall Williams three, a Williams steal and a Tony Snell three with 1.8 seconds left gave the Lobos the win over George Mason.

UNM entered conference play at 13-2, and rolled to a 13-3 conference mark, winning a projected close title race going away. In a game that basically decided the regular season title, Kendall Williams drained a school-record 10 threes and 46 points at Colorado State.

In the conference tournament, UNM swept its way to a second straight tournament win, beating UNLV on its home floor in the finals after a superb tournament performance from MVP Tony Snell.


The Lobos entered the national tournament with a school-record tying 3-seed, and a No. 10 national ranking, but UNM's shooting struggled final caught up to it in a 68-62 loss to Harvard in Salt Lake City in the NCAA Tournament.

However, that result didn't spoil a season which saw Williams earn Conference MVP honors, Alford Coach of the Year, and Snell declaring for the draft and becoming a first-round selection of the Chicago Bulls.

For the second straight year, the Lobos held opponents under 40% shooting from the field, and center Alex Kirk rebounded from a missed season to become one of the nation's best centers with nine double-doubles and earning Mountain West All-Defensive honors and All-District honors as well. The season also ended with a coaching switch, as long-time Associate Head Coach Craig Neal took the reigns of the program from Alford, putting one of the game's most respected names in charge of one of the most consistent programs over the last six years.



Junior guard Tony Snell was named Conference Tournament MVP



Seated (l. to r.): Video Administrator Craig Snow, Assistant Coach Duane Broussard, Head Coach Steve Alford, Phillip McDonald, Drew Gordon, A.J. Hardeman, Associate Head Coach Craig Neal, Assistant Coach Ryan Miller, Director of Operations Drew Adams. Standing (l. to r.): Jamal Fenton, Kendall Williams, Hugh Greenwood, Chad Adams, Tony Snell, Alex Kirk, Cameron Bairstow, Emmanuel Negedu, Kory Alford, Dominique Dunning, Demetrius Walker, Chris Perez.

## ABOUT THE 2013-14 LOBOS

The 2013-14 season saw the Lobos win 27 games under first year head coach Craig Neal. They won 15 games in Mountain West play, a record for the program, before adding another championship trophy during the 2014 Mount West Conference Championship. It was the program's third straight tournament title.

"I thought we had a really, really good season," said Neal. "We won 27 games and a tournament championship and three in a row has never been done before in our conference. I'm really proud of what our kids did."

New Mexico returned four starters from the 2013 MW championship team, was the preseason pick to win the 2014 MW title, and was a preseason Top 25 selection.

The Lobos run toward the Mountain's automatic NCAA bid was set up by a severe pre-MW testing ground including contests with UAB, Davidson, UMass, Marquette, Kansas, Cincinnati, San Diego and New Mexico State. The pre-MW schedule was tough, but it also developed a New Mexico team that won seven Mountain West road games and also developed some ornery Lobos. 2013-14 saw UNM's "Big Three" of Cameron Bairstow, Alex Kirk and Kendall Williams earn spots on the All-Mountain West Team with Bairstow and Williams placed on the MW's First Team.

The Lobos' run to the 2014 MW Tournament crown went through Fresno State, Boise State and San Diego State. The 64- 58 win over SDSU gave UNM a 2-1 mark over an exceptional Aztecs' team that went 31-5 with two losses to Arizona. "I thought our guys played exciting basketball and I thought our team was fun to watch," said Neal.

"My main concern since I got the job was to get them back to the (NCAA) tournament," said Neal. "I was able to do that."

Overall, the season of 2013-14 had dramatic success in the pre-conference, conference and MW tournament stages. The team also showed the road toughness that has been a recent trademark of this program. Neal's Lobos tied a program record with 14 wins away from the warmth of The Pit. Neal, whose 27 wins is the most ever by a first-year Lobo coach, was named as a finalist for two national coaching awards and was given a two-year extension by UNM. The 27 wins tied Neal for the 12th spot in NCAA history for wins by a first-year Division I coach.

The Lobos also became one of two Division I programs that have won three consecutive conference tournaments.



Bairstow emerged as a leader on the 2013-14 Lobos squad, earning District Player of the Year honors.



Seated (l. to r.): Director of Operations Mike Iuzzolino, Assistant Coach Craig Snow, Associate Head Coach Lamont Smith, Alex Krik, Hugh Greenwood, Kendall Williams, Cameron Bairstow, Head Coach Craig Neal, Assistant Coach Drew Adams, Video Administrator Brandon Mason. Standing (l. to r.): Athletic Trainer Nate Burney, Cullen Neal, Deshawn Delaney, Merv Lindsay, Devon Williams, Nick Banyard, Arthur Edwards, Tim Myles, Cleveland Thomas, Chris Perez, Strength and Conditioning Coach Diego Baca.

Western Athletic Conference

Mountain West Conference

**1984 (No. 3 seed)**

**Site: Albuquerque**

New Mexico 56, Utah 45

**Site: El Paso**

New Mexico 64, BYU 55

UTEP 44, New Mexico 38 (championship)

**1985 (No. 3 seed)**

**Site: Albuquerque**

New Mexico 62, Colorado State 56

**Site: El Paso**

San Diego State 98, New Mexico 84

**1986 (No. 5 seed at Laramie, Wyo.)**

New Mexico 79, BYU 68

Wyoming 56, New Mexico 54

**1987 (No. 3 seed at Albuquerque)**

New Mexico 92, Colorado State 77

New Mexico 93, BYU 86

Wyoming 64, New Mexico 62 (championship)

**1988 (No. 5 seed at Provo, Utah)**

UTEP 74, New Mexico 61

**1989 (No. 3 seed at Salt Lake City)**

New Mexico 74, Air Force 60

UTEP 89, New Mexico 57

**1990 (No. 5 seed at El Paso)**

UTEP 78, New Mexico 61

**1991 (No. 3 seed at Laramie, Wyo.)**

Hawai'i 68, New Mexico 67

**1992 (No. 3 seed at Fort Collins, Colo.)**

New Mexico 89, Wyoming 83

UTEP 83, New Mexico 72

**1993 (No. 3 seed at Delta Center / Salt Lake City)**

New Mexico 72, Fresno State 48

New Mexico 68, BYU 59

**New Mexico 76, UTEP 65 (championship)**

**1994 (No. 1 seed at Delta Center / Salt Lake City)**

New Mexico 61, San Diego State 46

Hawai'i 61, New Mexico 58

**1995 (No. 5 seed at Albuquerque)**

New Mexico 63, Wyoming 56

Utah 86, New Mexico 50

**1996 (No. 2 seed at Albuquerque)**

New Mexico 94, San Diego State 75

New Mexico 104, Fresno State 99 (3OT)

**New Mexico 64, Utah 60 (championship)**

**1997 (No. 3 seed - Mountain Division - Las Vegas)**

New Mexico 103, San Jose State 70

New Mexico 65, Hawai'i 57

Utah 72, New Mexico 70

**1998 (No. 2 seed - Mountain Division - Las Vegas)**

New Mexico 60, Tulsa 59

New Mexico 80, TCU 73

**UNLV 56, New Mexico 51 (championship)**

**1999 (No. 2 seed - Pacific Division - Las Vegas)**

New Mexico 51, Rice 49

New Mexico 57, SMU 56

Utah 60, New Mexico 45 (championship)

**2000 (No. 3 seed at Las Vegas)**

BYU 55, New Mexico 43

**2001 (No. 4 seed at Las Vegas)**

New Mexico 76, Colorado State 65

New Mexico 56, Utah 53

BYU 69, New Mexico 65 (championship)

**2002 (No. 6 seed at Las Vegas)**

UNLV 120, New Mexico 117 (2OT)

**2003 (No. 7 seed at Las Vegas)**

BYU 71, New Mexico 56

**2004 (No. 5 seed at Denver)**

UNLV 55, New Mexico 53

**2005 (No. 2 seed at Denver)**

New Mexico 85, BYU 71

New Mexico 77, San Diego State 67

**New Mexico 60, Utah 56 (championship)**

**2006 (No. 5 seed at Denver)**

UNLV 65, New Mexico 64

**2007 (No. 9 seed at Las Vegas)**

TCU 62, New Mexico 54

**2008 (No. 3 seed at Las Vegas)**

Utah 82, New Mexico 80 (OT)

**2009 (No. 3 seed at Las Vegas)**

Wyoming 75, New Mexico 67

**2010 (No. 1 seed at Las Vegas)**

New Mexico 75, Air Force 69

San Diego State 72, New Mexico 69

**2011 (No. 5 seed at Las Vegas)**

New Mexico 67, Colorado State 61

BYU 87, New Mexico 76

**2012 (No. 2 seed at Las Vegas)**

New Mexico 79, Air Force 64

New Mexico 72, UNLV 67

**New Mexico 68, San Diego State 59 (championship)**

**2013 (No. 1 seed at Las Vegas)**

New Mexico 59, Wyoming 46

New Mexico 60, San Diego State 50

**New Mexico 63, UNLV 56 (championship)**

**2014 (No. 2 seed at Las Vegas)**

New Mexico 93, Fresno State 77

New Mexico 70, Boise State 67

**New Mexico 64, San Diego State 58 (championship)**

**2015 (No. 8 seed at Las Vegas)**

New Mexico 61, Air Force 68

**2016 (No. 4 seed at Las Vegas)**

New Mexico 62, Nevada 64

**2017 (No. 5 seed at Las Vegas)**

New Mexico 60, Fresno State 65

**2018 (No. 3 seed at Las Vegas)**

New Mexico 85, Wyoming 75

New Mexico 83, Utah State 68

**San Diego State 82, New Mexico 75 (championship)**

**2019 (No. 7 seed at Las Vegas)**

New Mexico 78, Wyoming 68

New Mexico 83, Utah State 91

**2020 (No. 7 seed at Las Vegas)**

New Mexico 79, San José State 66

New Mexico 70, Utah State 75

**CONFERENCE TOURNAMENT  
RECORD BREAKDOWN**

**Overall:** ..... 42-31 / 20-17 MW

**First Round:** ..... 3-3 / 2-3 MW

**Quarterfinals:** ..... 21-13 / 8-10 MW

**Semifinals:** ..... 12-9 / 6-2 MW

**Championship:** ..... 6-6 / 4-2 MW

vs. Air Force ..... 3-1 / 2-1 MW

vs. Boise State..... 1-0 / 1-0 MW

vs. BYU ..... 5-4 / 1-4 MW

vs. Colorado State..... 4-0 / 2-0 MW

vs. Fresno State ..... 3-1 / 1-1 MW

vs. UNLV..... 2-4 / 2-3 MW

vs. Nevada ..... 0-1 / 0-1 MW

vs. San Diego State ..... 6-3 / 4-2 MW

vs. TCU..... 1-1 / 0-1 MW

vs. Utah..... 4-4 / 2-1 MW

vs. Utah State ..... 1-2 / 1-2 MW

vs. Wyoming ..... 5-3 / 3-1 MW

vs. Hawai'i ..... 1-2

vs. Rice..... 1-0

vs. San José State..... 2-0

vs. SMU..... 1-0

vs. UTEP ..... 1-5

vs. Tulsa ..... 1-0

at Albuquerque..... 8-2

at Denver ..... 3-2 / 3-2 MW

at El Paso ..... 1-3

at Fort Collins ..... 1-1

at Laramie..... 1-2

at Las Vegas ..... 23-18 / 17-15 MW

at Provo ..... 0-1

at Salt Lake City ..... 5-2

# LOBO RECORDS IN CONFERENCE TOURNAMENTS

## INDIVIDUAL


Points	33, Clayton Shields vs. San Diego State, March 7, 1996
FGM	12, Tim Garrett vs. Brigham Young, March 9, 1984 12, Ike Williams vs. Brigham Young, March 12, 1993 12, Ruben Douglas vs. UNLV, March 7, 2002
FGA	26, Hunter Greene vs. San Diego State, March 8, 1985
FG% (5 made)	85.7 (6-7), Will Scott vs. Texas-El Paso, March 13, 1992 85.7 (12-14), Ike Williams vs. Brigham Young, March 12, 1993 85.7 (6-7), Royce Olney vs. Fresno State, March 8, 1996 85.7 (6-7), Troy Simons vs. Wyoming, March 8, 2018 85.7 (6-7), Joe Furstinger vs. Utah State, March 9, 2018
3-Pt. FGM	5, Rob Robbins vs. Air Force, March 9, 1989 5, Rob Robbins vs. Texas-El Paso, March 8, 1990 5, Clayton Shields vs. San Diego State, March 7, 1996 5, Royce Olney vs. San Jose State, March 4, 1997 5, Tony Snell vs. San Diego State, March 15, 2013 5, Tony Snell at UNLV, March 16, 2013
3-Pt. FGA	12, Marlow White vs. Utah, March 10, 1995
3-Pt. FG %	71.4 (5-7), Royce Olney vs. San Jose State, March 4, 1997 71.4 (5-7), Tony Snell at UNLV, March 16, 2013
FTM	15, Cameron Bairstow vs. Boise State, March 14, 2014
FTA	18, Cameron Bairstow vs. Boise State, March 14, 2014
FT% (8 made)	100.0 (10-10), Steve Logan vs. Texas-El Paso, March 13, 1993 100.0 (8-8), Charles Smith vs. Fresno State, March 8, 1996 100.0 (8-8), Ruben Douglas vs. Colorado State, March 8, 2001
Rebounds	18, Lewis LaMar vs. San Diego State, March 10, 1994
Assists	12, Mark Walters vs. Brigham Young, March 10, 2005
Blocks	5, Danny Granger vs. San Diego State, March 11, 2005
Steals	6, Charles Smith vs. Fresno State, March 8, 1996 6, David Gibson vs. TCU, March 6, 1998

## TEAM

Points	117 vs. UNLV, March 7, 2002
FGM	46 vs. UNLV, March 7, 2002
FGA	87 vs. UNLV, March 7, 2002
FG%	65.6 (42-64) vs. San Jose State, March 4, 1997
3-Pt. FGM	12 vs. San Diego State, March 7, 1996 12 vs. Fresno State, March 8, 1996
3-Pt. FGA	31 vs. Utah State, March 5, 2020 31 vs. Hawai'i, March 11, 1994
3-Pt. FG%	55.6 (10-18) vs. BYU, March 10, 2005
FTM	31 vs. Fresno State, March 13, 2014 31 vs. Air Force, March 8, 2012
FTA	38 vs. Fresno State, March 13, 2014 38 vs. Utah, March 13, 2008
FT% (10 made)	100.0 (14-14) vs. San José State, March 4, 2020
Rebounds	60 vs. UNLV, March 7, 2002
Assists	26 vs. BYU, March 10, 2005
Blocks	6 vs. Fresno State, March 13, 2013 6 vs. Texas-El Paso, March 13, 1992 6 vs. Fresno State, March 8, 1996
Steals	15 vs. Fresno State, March 8, 1996 15 vs. TCU, March 6, 1998
Largest Winning Margin	33 (103-70) vs. San Jose State, March 4, 1997
Largest Losing Margin	36 (86-50) vs. Utah, March 10, 1995



Kenny Thomas  
WAC Tournament MVP • 1996 & 1998



Danny Granger  
2005 MW Tournament MVP



Drew Gordon  
2012 MW Tournament MVP



Tony Snell  
2013 MW Tournament MVP



Cameron Bairstow  
2014 MW Tournament MVP

# NCAA CHAMPIONSHIP RESULTS

Year	Winner	Runner-up	Score
1939	Oregon	Ohio State	46-33
1940	Indiana	Kansas	60-42
1941	Wisconsin	Washington State	39-34
1942	Stanford	Dartmouth	53-38
1943	Wyoming	Georgetown	46-34
1944	Utah	Dartmouth	42-20
1945	Oklahoma A&M	NYU	49-45
1946	Oklahoma A&M	North Carolina	43-40
1947	Holy Cross	Oklahoma	58-47
1948	Kentucky	Baylor	58-42
1949	Kentucky	Oklahoma A&M	46-36
1950	C.C.N.Y.	Bradley	71-68
1951	Kentucky	Kansas State	68-58
1952	Kansas	St. John's	80-63
1953	Indiana	Kansas	69-68
1954	LaSalle	Bradley	92-76
1955	San Francisco	LaSalle	77-63
1956	San Francisco	Iowa	83-71
1957	North Carolina	Kansas	51-50 (3 OT)
1958	Kentucky	Seattle U.	84-72
1959	California	West Virginia	71-70
1960	Ohio State	California	75-55
1961	Cincinnati	Ohio State	70-65 (OT)
1962	Cincinnati	Ohio State	71-59
1963	Loyola (Chicago)	Cincinnati	60-58 (OT)
1964	UCLA	Duke	98-83
1965	UCLA	Michigan	91-80
1966	Texas Western	Kentucky	72-65
1967	UCLA	Dayton	79-64
1968	UCLA	North Carolina	78-55
1969	UCLA	Purdue	92-72
1970	UCLA	Jacksonville	80-69
1971	UCLA	Villanova	68-62
1972	UCLA	Florida State	81-76
1973	UCLA	Memphis State	87-66
1974	North Carolina State	Marquette	76-64
1975	UCLA	Kentucky	92-85
1976	Indiana	Michigan	86-68
1977	Marquette	North Carolina	67-59
1978	Kentucky	Duke	94-88
1979	Michigan State	Indiana State	75-64
1980	Louisville	UCLA	59-54 (OT)
1981	Indiana	North Carolina	63-50
1982	North Carolina	Georgetown	63-62
1983	North Carolina State	Houston	54-52
1984	Georgetown	Houston	84-75
1985	Villanova	Georgetown	66-64
1986	Louisville	Duke	72-69
1987	Indiana	Syracuse	74-73
1988	Kansas	Oklahoma	83-79
1989	Michigan	Seton Hall	80-79 (OT)
1990	UNLV	Duke	103-73
1991	Duke	Kansas	72-65
1992	Duke	Michigan	71-51
1993	North Carolina	Michigan	77-71
1994	Arkansas	Duke	76-72
1995	UCLA	Arkansas	89-78
1996	Kentucky	Syracuse	76-67
1997	Arizona	Kentucky	84-79 (OT)
1998	Kentucky	Utah	78-69
1999	Connecticut	Duke	77-74
2000	Michigan State	Florida	89-76
2001	Duke	Arizona	82-72
2002	Maryland	Indiana	64-52
2003	Syracuse	Kansas	81-78
2004	Connecticut	Georgia Tech	82-73
2005	North Carolina	Illinois	75-70
2006	Florida	UCLA	73-57
2007	Florida	Ohio State	84-75
2008	Kansas	Memphis	75-68 (OT)
2009	North Carolina	Michigan State	89-72
2010	Duke	Butler	61-59
2011	Connecticut	Butler	53-41
2012	Kentucky	Kansas	67-59
2013	Louisville	Michigan	82-76
2014	Connecticut	Kentucky	60-54
2015	Duke	Wisconsin	68-63
2016	Villanova	North Carolina	77-74
2017	North Carolina	Gonzaga	71-65



The late Jim Valvano, former head coach at North Carolina State, celebrating the Wolfpack's 54-52 national title over Houston in The Pit in 1983.

## NCAA Tournament In The Pit

Year	Attendance
<b>1968 West Regional</b>	
UCLA 58, New Mexico State 49	15,345
Santa Clara 86, New Mexico 73	
New Mexico State 62, New Mexico 58	15,010
UCLA 87, Santa Clara 66	
<b>1978 West Regional</b>	
Arkansas 74, UCLA 70	17,750
Cal State Fullerton 75, San Francisco 72	
Arkansas 61, Cal State Fullerton 58	18,144
<b>1983 Final Four</b>	
North Carolina State 67, Georgia 60	17,300
Houston 94, Louisville 81	
North Carolina State 54, Houston 52	17,327
<b>1985 West First &amp; Second Rounds</b>	
Texas-El Paso 79, Tulsa 75	11,932
North Carolina State 65, Nevada 56	
Alabama 50, Arizona 41	12,256
Virginia Commonwealth 81, Marshall 65	
Alabama 63, Virginia Commonwealth 59	13,833
North Carolina State 86, Texas-El Paso 73	
<b>1992 West Regional</b>	
Indiana 85, Florida State 74	15,914
UCLA 85, New Mexico State 78	
Indiana 106, UCLA 79	16,160
<b>1996 West First &amp; Second Rounds</b>	
Syracuse 88, Montana State 55	14,283
Drexel 75, Memphis 63	
Purdue 73, Western Carolina 71	14,762
Georgia 81, Clemson 74	
Georgia 76, Purdue 69	15,792
Syracuse 69, Drexel 58	
<b>2000 West Regional</b>	
Wisconsin 61, LSU 48	16,004
Purdue 75, Gonzaga 66	
Wisconsin 64, Purdue 60	16,004
<b>2002 First and Second Rounds</b>	
Missouri 93, Miami (Fla.) 80	13,661
Ohio State 69, Davidson 64	
Wyoming 73, Gonzaga 66	15,626
Arizona 86, UC Santa Barbara 81	
Missouri 83, Ohio State 67	15,867
Arizona 68, Wyoming 60	
<b>2005 Albuquerque Regional</b>	
Louisville 93, Washington 79	15,792
West Virginia 65, Texas Tech 60	
Louisville 93, West Virginia 85 (OT)	15,896
<b>2012 Second and Third Rounds</b>	
Wisconsin 73, Montana 49	10,774
Vanderbilt 79, Harvard 70	
Baylor 68, South Dakota State 60	11,839
Colorado 68, UNLV 64	
Wisconsin 60, Vanderbilt 57	12,128
Baylor 80, Colorado 63	



The University of New Mexico has an 8-15 record in 14 NCAA Tournament appearances. Here's a summary of the Lobos' NCAA

### Tournament showings:

**1968** -- New Mexico's first exposure in the NCAA Tournament came under head coach Bob King in 1968. King was named WAC Coach of the Year after capturing the WAC crown with an impressive 23-5 overall record. The Lobos were 7th in the national rankings and also had the advantage of playing on their home floor in the West Regional. UNM lost the first night to Santa Clara, 86-73, as its star center Greg (Stretch) Howard was ineligible to play due to the NCAA rule that did not allow transfers to play in postseason games. In the consolation game, UNM fell to intrastate rival New Mexico State, 68-62, a team it had beaten twice during the regular season. The Aggies had lost the night before to Lew Alcindor-led UCLA, which went on to win the national title.

**1974** -- The 1974 WAC championship team finished 22-7 and 18th in the polls. The Lobos traveled to Pocatello, Idaho, and defeated Idaho State, 73-65 in the first round. From there it was on to Tucson for the West Regional where the Lobos lost a heartbreaker to San Francisco in the last 22 seconds, 64-61. UNM redeemed itself the following night by winning the consolation game over Dayton, 66-61. The Flyers had taken UCLA into triple overtime the previous night.

**1978** -- A 13-1 conference mark (24-3 overall) earned the Lobos a Western Athletic Conference title and a trip to Tempe, Arizona. UNM's first-round opponent was Cal State Fullerton, which became that year's Cinderella team. Had the Lobos defeated the Titans, they would have returned home to Albuquerque for the West Regional and 18,000 hometown fans. But in one of the biggest upsets of the year, unranked Fullerton dumped 4th-ranked New Mexico 90-85. The Titans advanced to Albuquerque where they upset San Francisco then lost to Final Four participant Arkansas by three points in the regional final.

**1991** -- New Mexico made its first appearance in 13 years by receiving an at-large bid with a 20-9 record. Seeded 14th in the East Region, New Mexico faced No. 3 seed Oklahoma State in the first round at College Park, Md. The game was tied at halftime, 26-26, however, the Cowboys' second-half defense was too much for the Lobos in the 67-54 loss. Luc Longley had 16 points and 9 rebounds in his final collegiate game. OSU advanced to the Sweet 16 before falling to Temple.

**1993** -- The Lobos received an automatic bid to the tournament by winning the WAC Tournament in Salt Lake City. Entering the tournament with a 23-7 record, UNM was ranked 21st by the Associated Press and received a No. five seed. The Lobos drew 12th-seeded George Washington as its first-round opponent in the West Region at Tucson, Ariz. New Mexico was in trouble before the team bus ever got to the McKale Center. Several Lobos, including starters Khari Jaxon and Steve Logan, were afflicted by food poisoning from a meal eaten the night before. That malady and the Colonials' brawn proved to be the difference in the 82-68 defeat. George Washington eventually lost to national runnerup Michigan in the Sweet 16.

**1994** -- UNM advanced to the NCAA West Regional in Sacramento, Calif., on the strength of its regular-season WAC title. The 23-6 Lobos were a No. 10 seed and faced the 16-11 Virginia Cavaliers, the No. 7 seed. Five minutes into the second half, New Mexico appeared primed to snap its three-game NCAA Tournament victory drought and advance in the tourney for the first time since 1974. Outplaying the stronger Cavaliers, UNM forged a 41-26 lead five minutes into the second half on the strength of freshman Charles Smith. That's when the 3-pointers stopped falling. After making 6 of its first 15, UNM missed its last 10. The Lobos still led 54-49 with 2:46 remaining. However, in the last two minutes UNM turned it over once and missed its last five shots, including three game-tying 3-pointers in the final 12 seconds. The result was a tough 57-54 loss and an early exit. Smith led UNM with 20 points.

**1996** -- The Lobos' four-game, 22-year victory drought in the NCAA Tournament came to a resounding halt in the East Regional in Richmond, Va. UNM won the WAC Tournament in Albuquerque and took a gaudy 27-4 record and an AP ranking of No. 23 into the tourney. New Mexico was a No. 7 seed and faced 10th-seeded Kansas State in the first round. UNM trailed early but rallied for a 31-30 halftime lead. It was still close at 43-41 when the Lobo defense took over. K-State was held to just one field goal the final 13:34 of the game as UNM closed with a 26-7 run and a convincing 69-48 victory. Sophomore forward Clayton Shields had 25 points and 10 rebounds. KSU shot just 29% (15-52) from the floor.

The Lobos' were rewarded by playing No. 2 seed and fourth-ranked Georgetown in the second round. New Mexico's magic continued in the first half against the Hoyas as it was a 35-32 ballgame in the Lobos' favor at intermission. Georgetown All-America Allen Iverson, the Hoyas' superior strength and foul trouble to UNM freshman center Kenny Thomas crippled the Lobos' chances in the second half. Iverson scored 19 of his 25 points in the final 20 minutes and Thomas picked up two personals in the first three minutes as the lead slipped away. Georgetown prevailed 73-62 to advance to the Sweet Sixteen. Shields led the Lobos again with 19 points. Due to foul trouble, Thomas was limited to only 37 minutes in the two tournament games. UNM finished with a 28-5 ledger, setting a school-record for victories.

**1997** -- The Lobos were sent to the East Region for the second straight year, playing at the Civic Arena in Pittsburgh, Pa. UNM received an at-large berth as a No. 3 seed, the highest for the Lobos since the NCAA began the seeding process in 1979. New Mexico got past No. 14 seed Old Dominion in the first round, 59-55. Kenny Thomas' rebound and two free throws with two seconds remaining sealed the victory. Thomas had 15 points and 8 rebounds while freshman Lamont Long added 14 points and 9 boards.

UNM met No. 6 seed Louisville in the second round and came within a basket of

advancing to the Sweet Sixteen for only the second time in school history. Trailing 64-63, the Lobos forced a Louisville turnover with 16 seconds remaining. UNM's set play coming out of the timeout broke down, and point guard David Gibson was forced to take an awkward shot driving to the basket, which missed. It marked the first time in 23 games that UNM led at halftime and lost. It was also the first time in 20 contests that New Mexico fell while holding an opponent to less than 70 points. Thomas, who fouled out with three personals in the second half, his third and fourth in a span of 22 seconds, and his fifth occurring during a Louisville free throw, had just 8 points and 3 rebounds. Senior Charles Smith had 16 points and 7 rebounds in his final game as a Lobo. Long again led UNM in rebounds with 8.

**1998** -- The Lobos took a 23-7 record into their fifth NCAA Tournament in the past six seasons. UNM was sent to the South Region in Lexington, Ky., where it was a No. 4 seed, and faced Butler University in the first round.

UNM won 79-62, however, all did not look good early in the second half. Kenny Thomas, who finished with just three points and five rebounds, was on the bench with three fouls. Senior point guard David Gibson had to leave the game with 18:16 left after suffering a concussion and a broken right middle finger on a drive to the basket. The score was tied at 40-40 when the Lobos went on a 12-0 run to salt the game away. Some unlikely heroes stepped up. Senior post Ben Baum scored a season-high 14 points, making all three of his 3-point attempts, and tied a career-high with six rebounds. Freshman guard Tom Starkey, who had played just 35 minutes in nine games before the tournament, scored five points and grabbed a career-high seven rebounds in a career-best 13 minutes. Freshman guard Kevin Henry, normally the 2-guard, was forced to the point in the second half when Gibson went out. Henry responded with 14 points, while setting career-highs for FTs made (9), FT attempts (10) and assists (5). Sophomore Lamont Long led UNM with 22 points.

The Lobos advanced to the second round for the third straight season where they met Syracuse. UNM could never crack the Orangemen's 2-3 zone in the 56-46 setback. New Mexico converted just 14 of 55 shots (25.5%) overall and 6 of 25 from 3-point. Thomas had 12 points and 12 rebounds. Long added 11 points and 11 caroms.

**1999** -- The Lobos advanced to their fourth straight NCAA Tournament and seventh in the decade of the '90s. That streak was in serious jeopardy earlier in the season. Following a road loss at Hawai'i, the Lobos were 17-6 and had dropped four of five decisions. An upswing ensued, however, as UNM closed the regular season by winning five of its last six. Add an improbable run to the championship game of the WAC Tournament, and UNM locked up its 10th tournament berth.

Advancing as an at-large selection, New Mexico took a 24-8 record in the tournament. Surprisingly, the Lobos were kept in the West Region where they faced Missouri in the first round in Denver. Lamont Long's 8-foot jumper with six seconds left provided the margin in the 61-59 victory. Long paced UNM with 17 points and a season-high 12 rebounds. Senior Kenny Thomas had his finest showing in the NCAA Tournament with 20 points, 10 rebounds and four blocks before fouling out with 1:31 to go. New Mexico joined Cincinnati, Kansas, Kentucky, Purdue, Stanford and Utah as the only schools to win at least one NCAA Tournament game every year since 1996.

UNM fell to eventual national champ Connecticut 78-56, in a second-round matchup. UConn raced to a 17-0 lead and never looked back. The Huskies were ranked third in the polls and came in as the West's No. 1 seed. The Lobos shot a season-low 26.3% (15-57) from the floor and only 19% (4-21) from 3-point. After a stellar performance in the first round, Thomas was held without a field goal for the only time in his 123-game collegiate career. He finished with one point and 11 rebounds. Damion Walker came off the bench to lead the Lobos with 21 points.

**2005** -- After a six-year absence, New Mexico returned to the NCAA Tournament for the 11th time in school history off a strong run through the Mountain West Conference Tournament. This was also the first appearance in the NAAs for head coach Ritchie McKay, either as a player, an assistant, or a head coach. Despite posting a 26-7 record, the second most wins in school history, the Lobos were given a No. 12 seed in the Syracuse Regional.

pulled to within 52-47 with 29 seconds left, but they couldn't overcome their dismal start, falling to the Wildcats, 55-47. Danny Granger led New Mexico with 15 points and Mark Walters had 14 - all in the second half.

**2010** -- UNM returned to the Big Dance for the first time in five seasons after winning its second consecutive Mountain West Conference regular-season title. Despite losing in the semifinals of the MWC Tournament, the Lobos earned a No. 3 seed as an at-large team based on their 29-4 overall record and strong schedule that included a 6-0 mark against top-25 teams.

UNM drew a stubborn Montana team in an East Region first round game at San Jose, Calif. Roman Martinez had 19 points, six rebounds and four assists and the Lobos overcame a shaky start to beat the 14th-seeded Grizzlies 62-57. Darington Hobson added 11 points, 11 rebounds and six assists while playing with a sprained left wrist for the Lobos, who used a 17-0 run after halftime to briefly break open the game after trailing by a point at the break.

Martinez made three 3-pointers, including one with 7:44 to play, and Dairese Gary converted seven free throws over the final 3:36 as New Mexico staved off an upset. The Lobos won despite shooting 41.5% from the floor (22-53), 25% (5-20) from 3-point, 56.5% (13-23) from the FT line and being outrebounded 37-31. UNM, however, did commit just 6 turnovers and held Montana's Anthony Johnson to 6 points on 1-12 FGs. Johnson came into the game averaging almost 20 a game. UNM did hold the Grizzlies to 37% shooting in the 2nd half (10-27) and 29% (4-14) from

beyond the arc.

In the second round, Quincy Pondexter scored 18 points, Isaiah Thomas added 15 and 11th-seeded Washington won 82-64. The Lobos simply couldn't keep up with the breakneck offensive pace, falling behind by 23 points midway through the second half.

Dairese Gary matched his career high with 25 points and Darington Hobson had 11 points and nine rebounds for New Mexico. Hobson led the Lobos in points, rebounds and assists, but the junior hurt his left wrist and back on a first-round tumble to the court. He insisted he could play through the pain, but appeared to be favoring the wrist in pregame warmups - and he went 1 of 3 in the first half, failing to score after a 3-pointer in the opening minutes.

Roman Martinez was badly cut over his left eye with 12 minutes left in a collision with a teammate. He returned in a different jersey, finishing with 10 points.

**2012** - New Mexico rode a conference regular season and tournament title into the 2012 NCAA Tournament, and the hot streak earned UNM a No. 5 seed into the West Regional, where UNM would face a tough 5-12 matchup with Long Beach State at the Rose Garden in Portland.

In one of the best second round games of the tournament, the Lobos used a closing 16-7 run over the final five minutes to come from behind and pull out a 75-68 win. Down 61-59 at the five-minute mark, Kendall Williams drained a three out of a timeout and right in front of the UNM bench to give UNM a 62-61 lead, one they would not relinquish. Casper Ware had a rare free throw miss on a one-and-one and UNM made Long Beach State pay with a Drew Gordon layup for a three-point lead. UNM would make five free throws in the final 39 seconds to keep the 49ers at bay.

Drew Gordon had another spectacular game with 18 points and 13 rebounds, and Kendall Williams added 16 points for UNM, which went .500 from the field at 25-for-50. Hugh Greenwood had 12 and Demetrius Walker had 11.

In the third round, New Mexico matched-up with No. 4 Louisville, and the Cardinals nipped the Lobos 59-56 to end UNM's season. The Lobos held an 11-6 lead early, but Louisville got a big day from Russ Smith off the bench with 17 points and three steals.

Louisville eventually took a 15-point lead at 44-29 before UNM came storming back. Jamal Fenton scored twice in 11 seconds to ignite the Lobos, who would eventually cut the lead all the way down to two on a three-pointer by Demetrius Walker with 1:43 left. Down six again with under 10 seconds left, Gordon got a rebound and hit a fadeaway three-pointer with 4.3 left to make it 59-56. Louisville then missed a one-and-one, but Gordon could only get off a halfcourt heave, which was off the mark.

Gordon had 21 points and 14 rebounds, coming back after hyperextending his knee in the first half. Kendall Williams added 11 for the Lobos, who went just 5-for-23 from the three-point line.

**2013** - New Mexico earned a three-seed, tying for the best in school history, but UNM's season-long shooting struggles finally caught up with it, as the Lobos suffered a defeat to 14th-seeded Harvard in a Second Round West matchup in Salt Lake City.

The Lobos hit just one of their first 11 shots but UNM's defense kept them in the ballgame, not allowing Harvard to get more than a 6-point lead early, but UNM never led in the first half, trailing by four at the break after a late Tony Snell layup.

In the second, UNM bolted out to a quick tie and a two point lead with an opening 6-0 run before Harvard answered with a six-point run of its own. The Lobos would take a lead on four separate occasions, the last at 53-52 with 6:26 left on an Alex Kirk layup. However, everytime the Lobos took a lead, Harvard answered on the ensuing possession. Down one, Laurent Rivard hit one of nine Crimson triples which kickstarted a devastating 11-2 run that effectively won the game for Harvard.

The loss put a damper on a huge effort by UNM's post players Kirk and Cameron Bairstow, who combined for 37 points and 21 rebounds, with Kirk going for 22 and 12, and Bairstow 15 and nine. However the Lobos shot just .375 from the field while Harvard went 22-of-42, .524 from the field, and that spelled the difference in the game.

**2014** - New Mexico as the seven-seed earned a date with Stanford, but the Harvard of the West did exact what Harvard did the year before, shoot lights out from three to upset the nationally-ranked Lobos, winning 58-53.

Stanford jumped out to a 20-4 lead in the first 6:22 of the game, and UNM spent the better part of the next 23 minutes trying to draw even, which it did when Cullen Neal hit a driving layup to tie the game at 45 with 10:07 to go. Neal was fouled in the process but couldn't give UNM its first lead since 4-3, and the Lobos went ice cold, ending the game on a 2-for-16 skid.

Right after tying it up, UNM went empty on 11 straight possessions (0-of-8 FGs, 0-2 FTs, two turnovers) until Hugh Greenwood hit his third three of the game to make it 54-50 with 1:06 to go. After UNM forced a turnover, Alex Kirk hit two free throws with 30.6 left to make it 54-52, but Stanford walk-on Robbie Lemons hit two free throws with 22.6 left.

UNM needed a miracle and almost got a chance. Down four with 7.2 left, Hugh Greenwood fouled Chasson Randle, who hit him in the head with an inadvertent elbow. Randle was assessed a technical, and UNM would get two free throws and the ball after Randle's two free throws. Needing him to miss one, he bounced the second one in for a 58-52 lead. Williams hit one of two and then missed a three that ended it.

Lost in the game was Cameron Bairstow's effort as he went for 24 points, the fourth-most by a Lobo in the NCAA Tournament. He was 10-of-18 shooting, scoring 12 in each half. Deshawn Delaney had 10 and Hugh Greenwood nine, but it couldn't make up for a rough go by Kendall Williams and Alex Kirk, who entered the game averaging 30.0 points per game, and scored just six combined, going 1-for-12 between them.

## UNM IN THE NCAA TOURNAMENT (8-16)

### SITE

**1968 (West - Albuquerque)**  
Santa Clara 86, UNM 73  
New Mexico State 62, UNM 58

### HEAD COACH

Bob King

**1974 (West - Pocatello, Idaho)**  
UNM 73, Idaho State 65  
**(West - Tucson, Ariz.)**

Norm Ellenberger

San Francisco 64, UNM 61  
UNM 66, Dayton 61

**1978 (West - Tempe, Ariz.)**  
Cal State Fullerton 90, UNM 85

Norm Ellenberger

**1991 (No. 14 seed, East - College Park, Md.)**  
(3) Oklahoma State 67, (14) UNM 54

Dave Bliss

**1993 (No. 5 seed, West - Tucson, Ariz.)**  
(12) George Washington 82, (5) UNM 68

Dave Bliss

**1994 (No. 10 seed, West - Sacramento, Calif.)** Dave Bliss  
(7) Virginia 57, (10) UNM 54

**1996 (No. 7 seed, East - Richmond, Va.)**  
(7) UNM 69, (10) Kansas State 48  
(2) Georgetown 73, (7) UNM 62

Dave Bliss

**1997 (No. 3 seed, East - Pittsburgh, Pa.)**  
(3) UNM 59, (14) Old Dominion 55  
(6) Louisville 64, (3) UNM 63

Dave Bliss

**1998 (No. 4 seed, South - Lexington, Ky.)**  
(4) UNM 79, (13) Butler 62  
(5) Syracuse 56, (4) UNM 46

Dave Bliss

**1999 (No. 9 seed, West - Denver, Colo.)**  
(9) UNM 61, (8) Missouri 59  
(1) Connecticut 78, (9) UNM 56

Dave Bliss

**2005 (No. 12 seed, Syracuse Regional - Nashville, Tenn.)**  
(5) Villanova 55, (12) UNM 47

Ritchie McKay

**2010 (No. 3 seed, East Regional - San Jose, Calif.)**  
(3) UNM 62, (14) Montana 57  
(11) Washington 82, (3) UNM 64

Steve Alford

**2012 (No. 5 seed, West Regional - Portland, Ore.)**  
(5) UNM 75, (12) Long Beach State 68  
(4) Louisville 59, (5) UNM 56

Steve Alford

**2013 (No. 3 seed, West Regional - Salt Lake City, Utah)**  
(14) Harvard 68, (3) UNM 62

Steve Alford

**2014 (No. 7 seed, South Regional - St. Louis, Mo.)**  
(10) Stanford 58, (7) UNM 53

Craig Neal

**NCAA WEST REGION 1ST ROUND**  
**Santa Clara 86**  
**New Mexico 73**  
 March 15, 1968 / Albuquerque, N.M.

Santa Clara	MP	FG-A	3P-A	FT-A	REB	PF	A	TO	B	S	TP
O'Brien	-	7-7	-	4-5	10	3	-	-	-	-	18
Eagleson	-	0-2	-	0-2	1	4	-	-	-	-	0
Ogden	-	5-9	-	1-3	7	3	-	-	-	-	11
Hearney	-	3-7	-	1-1	6	1	-	-	-	-	7
Ogden	-	9-13	-	4-7	7	4	-	-	-	-	22
Diffley	-	1-2	-	5-9	5	2	-	-	-	-	7
Awtrey	-	5-11	-	3-5	5	5	-	-	-	-	13
Team					6						
<b>TOTALS</b>	<b>200</b>	<b>34-56</b>	<b>-</b>	<b>18-32</b>	<b>43</b>	<b>24</b>	<b>-</b>	<b>-</b>	<b>-</b>	<b>-</b>	<b>86</b>
FG% (60.7)				FT% (56.3)							

New Mexico	MP	FG-A	3P-A	FT-A	REB	PF	A	TO	B	S	TP
Culver	-	1-2	-	5-7	6	3	-	-	-	-	7
Nelson	-	9-19	-	2-3	1	5	-	-	-	-	20
Sanford	-	3-9	-	2-3	3	5	-	-	-	-	8
Shropshire	-	0-2	-	1-2	0	0	-	-	-	-	1
Griffith	-	1-4	-	-	1	1	-	-	-	-	2
Maes	-	1-1	-	-	0	1	-	-	-	-	2
Schaafsma	-	0-2	-	-	0	1	-	-	-	-	0
Jones	-	1-3	-	0-1	3	1	-	-	-	-	2
Lopez	-	2-4	-	3-5	4	3	-	-	-	-	7
Grimes	-	3-7	-	0-3	7	4	-	-	-	-	6
Team					10						
<b>TOTALS</b>	<b>200</b>	<b>28-68</b>	<b>-</b>	<b>17-29</b>	<b>29</b>	<b>29</b>	<b>-</b>	<b>-</b>	<b>-</b>	<b>-</b>	<b>73</b>
FG% (41.2)				FT% (58.6)							

Attendance: 15,345 Technical Fouls: None  
 Officials: Overby, Dreith

Santa Clara	45	41	-	86
New Mexico	34	39	-	73

**NCAA WEST REGION CONSOLATION**  
**New Mexico State 62**  
**New Mexico 58**  
 March 16, 1968 / Albuquerque, N.M.

NMSU	MP	FG-A	3P-A	FT-A	REB	PF	A	TO	B	S	TP
Evans	-	4-10	-	2-2	5	3	-	-	-	-	10
Murphy	-	0-2	-	1-1	1	1	-	-	-	-	1
Landis	-	5-7	-	2-4	2	1	-	-	-	-	12
Collins	-	6-11	-	5-6	1	2	-	-	-	-	17
Burgess	-	3-3	-	5-6	1	2	-	-	-	-	11
Collins	-	2-7	-	2-2	7	2	-	-	-	-	6
Lacey	-	1-9	-	3-3	7	5	-	-	-	-	5
Team					11						
<b>TOTALS</b>	<b>200</b>	<b>21-49</b>	<b>-</b>	<b>20-24</b>	<b>24</b>	<b>16</b>	<b>-</b>	<b>-</b>	<b>-</b>	<b>-</b>	<b>62</b>
FG% (42.9)				FT% (83.3)							

New Mexico	MP	FG-A	3P-A	FT-A	REB	PF	A	TO	B	S	TP
Nelson	-	9-23	-	8-8	2	0	-	-	-	-	26
Sanford	-	11-17	-	1-4	8	3	-	-	-	-	23
Shropshire	-	1-1	-	0-1	1	4	-	-	-	-	2
Griffith	-	-	-	-	0	1	-	-	-	-	0
Becker	-	1-2	-	1-2	3	4	-	-	-	-	3
Jones	-	0-3	-	-	1	2	-	-	-	-	0
Lopez	-	0-4	-	-	4	2	-	-	-	-	0
Grimes	-	1-4	-	2-5	9	5	-	-	-	-	4
Team					8						
<b>TOTALS</b>	<b>200</b>	<b>23-54</b>	<b>-</b>	<b>12-20</b>	<b>28</b>	<b>21</b>	<b>-</b>	<b>-</b>	<b>-</b>	<b>-</b>	<b>58</b>
FG% (42.6)				FT% (60.0)							

Attendance: 15,010  
 Technical Fouls: None  
 Officials: Smith, Dreith

New Mexico State	29	33	-	62
New Mexico	30	28	-	58

**NCAA WEST REGION 1ST ROUND**  
**New Mexico 73**  
**Idaho State 65**  
 March 9, 1974 / Pocatello, Idaho

New Mexico	MP	FG-A	3P-A	FT-A	REB	PF	A	TO	B	S	TP
Nava	36	3-12	-	-	2	2	0	3	2	0	6
Taylor	16	1-4	-	-	2	4	2	3	0	0	2
Hardin	34	8-22	-	3-3	6	2	0	1	1	0	19
King	26	2-5	-	0-1	1	1	3	0	0	0	4
Davis	1	1-1	-	-	0	0	0	0	0	0	2
Toppert	4	0-1	-	-	0	2	1	0	0	0	0
Battle	14	2-6	-	-	3	0	1	3	0	0	4
Saiers	34	8-15	-	2-2	14	1	6	2	0	0	18
Pokorski	6	1-1	-	-	4	3	0	1	0	0	2
Patterson	1	-	-	-	0	0	0	0	0	0	0
Hagins	31	6-8	-	2-2	10	3	0	3	0	0	14
Kruse	3	1-1	-	-	3	1	0	2	1	0	2
Team					5						
<b>TOTALS</b>	<b>200</b>	<b>33-76</b>	<b>-</b>	<b>7-8</b>	<b>45</b>	<b>19</b>	<b>13</b>	<b>18</b>	<b>4</b>	<b>0</b>	<b>73</b>
FG% (43.4)				FT% (87.5)							

Idaho State	MP	FG-A	3P-A	FT-A	REB	PF	A	TO	B	S	TP
Hoyt	39	7-18	-	-	5	0	3	3	0	11	14
Strannigan	11	1-5	-	2-2	0	3	0	2	0	0	4
Green	4	0-1	-	1-2	1	0	0	0	0	0	1
Gibbons	28	3-7	-	-	10	4	3	1	3	0	6
Krahn	4	-	-	-	0	1	0	0	0	0	0
Anderson	32	6-14	-	1-1	9	2	1	3	0	1	13
Rodriguez	26	0-3	-	2-2	2	4	6	7	0	2	2
Spindler	25	6-9	-	2-3	5	1	0	0	0	0	14
Kruidhof	6	0-2	-	-	1	0	0	1	0	0	0
Hayes	16	3-5	-	3-4	1	2	0	2	0	0	9
Doos	9	1-2	-	-	2	0	0	0	0	0	2
Team					2						
<b>TOTALS</b>	<b>200</b>	<b>27-66</b>	<b>-</b>	<b>11-14</b>	<b>34</b>	<b>17</b>	<b>13</b>	<b>19</b>	<b>3</b>	<b>4</b>	<b>65</b>
FG% (40.9)				FT% (78.6)							

Attendance: 9,400  
 Technical Fouls: New Mexico  
 Officials: Solomon, Harrold

New Mexico	39	34	-	73
Idaho State	34	31	-	65

**NCAA WEST REGIONAL SEMIFINAL**  
**New Mexico 61**  
**San Francisco 64**  
 March 14, 1974 / Tucson, Ariz.

New Mexico	MP	FG-A	3P-A	FT-A	REB	PF	A	TO	B	S	TP
Nava	30	2-8	-	-	2	3	1	3	1	2	4
Taylor	25	4-8	-	2-2	2	0	1	3	1	3	10
Hardin	33	7-14	-	2-3	7	3	1	7	2	3	16
King	16	3-3	-	4-4	1	2	2	1	0	0	10
Toppert	9	0-1	-	-	0	0	1	2	0	0	0
Battle	6	0-1	-	-	1	0	0	0	0	0	0
Saiers	35	6-7	-	-	5	3	0	3	0	0	12
Pokorski	7	0-1	-	-	0	0	0	1	1	0	0
Patterson	3	-	-	-	1	1	0	0	0	0	0
Hagins	36	4-6	-	1-2	4	0	1	6	0	0	9
Team					5						
<b>TOTALS</b>	<b>200</b>	<b>26-49</b>	<b>-</b>	<b>9-11</b>	<b>23</b>	<b>12</b>	<b>7</b>	<b>26</b>	<b>5</b>	<b>8</b>	<b>61</b>
FG% (53.1)				FT% (81.8)							

San Francisco	MP	FG-A	3P-A	FT-A	REB	PF	A	TO	B	S	TP
Boro	16	1-1	-	2-2	3	2	0	4	0	1	4
Smith	34	3-13	-	1-2	1	2	2	4	0	1	7
Randell	33	3-9	-	2-2	6	3	0	2	0	0	8
Coleman	28	2-3	-	-	1	5	2	4	0	0	4
Quantrom	6	1-1	-	-	1	1	0	1	0	0	2
Smith	30	8-12	-	2-2	3	0	1	0	0	2	18
Fernsten	17	3-5	-	1-1	3	3	0	4	1	0	7
Restani	36	7-12	-	-	4	2	2	2	0	1	14
Team					4						
<b>TOTALS</b>	<b>200</b>	<b>28-56</b>	<b>-</b>	<b>8-9</b>	<b>26</b>	<b>18</b>	<b>7</b>	<b>21</b>	<b>1</b>	<b>5</b>	<b>64</b>
FG% (50.0)				FT% (88.9)							

Attendance: 13,314 Technical Fouls: None  
 Officials: Wortman, Weiler

New Mexico	24	37	-	61
San Francisco	28	36	-	64

**NCAA WEST REGIONAL CONSOLATION**  
**Dayton 61**  
**New Mexico 66**  
 March 16, 1974 / Tucson, Ariz.

Dayton	MP	FG-A	3P-A	FT-A	REB	PF	A	TO	B	S	TP
Smith	40	10-20	-	2-2	4	4	1	6	0	2	22
Elijah	30	6-10	-	-	9	4	0	1	1	1	12
Davis	40	3-10	-	2-2	2	4	0	2	1	1	8
Sylvester	40	4-18	-	2-5	6	4	3	6	1	2	10
Von Lehman	26	0-1	-	-	4	5	0	3	0	2	0
Fisher	11	1-5	-	3-4	3	1	1	2	0	0	5
Testerman	6	-	-	-	0	1	0	0	1	0	0
Holland	7	2-2	-	-	1	0	0	0	0	1	4
Team					4						
<b>TOTALS</b>	<b>200</b>	<b>26-65</b>	<b>-</b>	<b>9-13</b>	<b>33</b>	<b>23</b>	<b>5</b>	<b>20</b>	<b>4</b>	<b>9</b>	<b>61</b>
FG% (40.0)				FT% (69.2)							

New Mexico	MP	FG-A	3P-A	FT-A	REB	PF	A	TO	B	S	TP
Nava	23	5-7	-	0-1	3	0	0	1	0	0	10
Taylor	28	6-14	-	2-3	3	3	2	3	1	5	14
Hardin	31	7-14	-	0-2	12	3	3	11	1	3	14
King	11	0-3	-	-	2	0	0	1	0	1	0
Davis	4	0-1	-	-	3	0	0	0	0	0	0
Toppert	12	0-6	-	1-2	2	0	0	0	0	0	1
Battle	7	-	-	-	2	0	0	4	0	0	0
Saiers	35	4-7	-	3-4	6	1	0	2	1	2	11
Pokorski	23	2-3	-	3-7	1	3	0	1	0	0	7
Patterson	13	2-4	-	2-3	6	3	0	1	2	0	6
Hagins	13	1-2	-	1-2	4	2	1	0	0	0	3
Team											

**NCAA EAST REGION 1ST ROUND**  
**New Mexico 54**  
**Oklahoma State 67**  
 March 14, 1991 / College Park, Md.

New Mexico	MP	FG-A	3P-A	FT-A	REB	PF	A	TO	B	S	TP
Williams	20	5-7	1-1	1-2	3	2	1	7	0	0	12
Longley	36	6-13	0-1	4-6	9	3	1	3	3	2	16
McBurrows	9	1-1	1-1	-	1	2	0	0	0	0	3
Miller	6	1-6	0-2	2-2	0	3	0	0	0	0	4
Taylor	20	1-2	-	-	3	2	0	2	0	1	2
Banks	40	5-11	0-2	-	4	0	4	1	0	4	10
Jaxon	7	-	-	-	0	5	0	1	0	0	0
McCrary	25	1-6	-	-	6	4	1	3	1	0	2
Robbins	31	2-7	1-5	-	5	1	2	1	0	0	5
Milford	1	-	-	-	0	0	0	0	0	0	0
<b>TOTALS</b>	<b>200</b>	<b>22-56</b>	<b>3-12</b>	<b>7-10</b>	<b>34</b>	<b>23</b>	<b>9</b>	<b>18</b>	<b>5</b>	<b>7</b>	<b>54</b>
FG% (39.3)		3Pt% (25.0)		FT% (70.0)							

Oklahoma St.	MP	FG-A	3P-A	FT-A	REB	PF	A	TO	B	S	TP
Williams	13	2-3	1-2	0-1	2	0	1	0	0	0	5
Alexander	36	1-7	0-1	6-6	1	1	2	4	0	0	8
Sahlstrom	11	1-4	-	-	1	3	1	0	1	1	2
Sutton	30	2-6	1-1	3-3	2	2	1	0	0	0	8
Hatcher	16	1-2	-	5-6	3	1	1	1	0	3	7
Potter	25	4-9	1-2	-	5	0	2	3	0	1	9
Houston	34	7-19	-	7-9	17	4	1	5	2	0	21
Pittman	35	3-12	-	1-4	13	4	0	3	1	0	7
<b>TOTALS</b>	<b>200</b>	<b>21-62</b>	<b>3-6</b>	<b>22-29</b>	<b>47</b>	<b>15</b>	<b>9</b>	<b>17</b>	<b>4</b>	<b>5</b>	<b>67</b>
FG% (33.9)		3Pt% (50.0)		FT% (75.9)							

Attendance: Technical Fouls: None  
 Officials: Crowley, Rose, Wood

New Mexico	26	28	-	54
Oklahoma State	26	41	-	67

**NCAA WEST REGION 1ST ROUND**  
**George Washington 82**  
**New Mexico 68**  
 March 19, 1993 / Tucson, Ariz.

G. Washington	MP	FG-A	3P-A	FT-A	REB	PF	A	TO	B	S	TP
Surles	23	5-10	1-2	-	5	1	1	0	0	0	11
Pearsall	23	3-4	-	6-6	3	1	1	2	0	0	12
Evans	25	6-8	5-5	2-2	3	2	0	1	1	1	19
Kah	1	-	-	-	0	0	0	0	0	0	0
Hart	3	-	-	-	0	1	0	0	0	0	0
Ford	1	-	-	-	0	0	0	0	0	0	0
Jones	6	-	-	-	0	0	2	0	0	0	0
Brigham	23	2-6	0-2	2-4	6	2	0	2	1	0	6
Dare	27	7-13	-	3-5	10	2	0	1	3	0	17
Withers	1	1-3	-	-	1	0	0	0	0	0	2
Hammons	21	1-6	1-5	-	3	2	1	0	1	1	3
Holland	25	5-10	-	1-3	1	3	1	1	0	1	11
Moses	19	0-1	-	1-2	2	0	8	0	1	1	1
Wise	1	-	-	-	0	0	0	0	0	0	0
Team											1
<b>TOTALS</b>	<b>200</b>	<b>30-61</b>	<b>7-14</b>	<b>15-22</b>	<b>35</b>	<b>14</b>	<b>12</b>	<b>9</b>	<b>7</b>	<b>4</b>	<b>82</b>
FG% (49.2)		3Pt% (50.0)		FT% (50.0)							

New Mexico	MP	FG-A	3P-A	FT-A	REB	PF	A	TO	B	S	TP
Logan	40	5-15	1-4	5-6	4	3	3	2	0	2	16
Williams	30	4-11	2-5	2-2	6	5	0	4	0	0	12
Brown	37	3-9	2-6	2-2	4	1	1	2	0	1	10
Thomas	1	-	-	-	0	0	0	0	0	0	0
LaMar	4	-	-	-	1	2	0	0	0	0	2
Neves	34	2-7	0-4	3-3	6	3	3	0	0	1	7
Jaxon	27	5-9	-	-	3	3	0	1	4	0	10
Griego	12	2-4	-	-	3	1	2	1	0	0	4
Milford	1	1-2	1-2	-	0	0	0	1	0	0	3
Heffner	14	2-3	-	2-2	2	4	0	2	0	1	6
Team											4
<b>TOTALS</b>	<b>200</b>	<b>24-60</b>	<b>6-21</b>	<b>14-15</b>	<b>33</b>	<b>22</b>	<b>9</b>	<b>13</b>	<b>5</b>	<b>5</b>	<b>68</b>
FG% (40.0)		3Pt% (28.6)		FT% (93.3)							

Attendance: 13,532 Technical Fouls: None  
 Officials: Moreau, Pitts, Steed

George Washington	42	40	-	82
New Mexico	34	34	-	68

**NCAA WEST REGION 1ST ROUND**  
**New Mexico 54**  
**Virginia 57**  
 March 18, 1994 / Sacramento, Calif.

New Mexico	MP	FG-A	3P-A	FT-A	REB	PF	A	TO	B	S	TP
Smith	32	7-12	2-3	4-7	5	2	2	1	0	1	20
Brown	38	5-15	2-7	-	5	3	4	2	0	1	12
White	37	5-15	1-9	1-1	5	2	1	3	0	1	12
Pritchett	10	0-12	-	-	0	0	0	2	0	1	0
LaMar	34	2-4	-	-	8	4	0	2	2	1	4
Neves	35	2-10	1-6	1-2	7	2	1	1	0	1	6
Griego	3	0-1	-	-	1	0	0	0	0	0	0
Hayden	6	-	-	-	1	0	0	0	0	0	0
Schorstein	5	0-1	-	-	0	0	0	0	0	0	0
Willis											4
Team											4
<b>TOTALS</b>	<b>200</b>	<b>21-60</b>	<b>6-25</b>	<b>6-10</b>	<b>36</b>	<b>13</b>	<b>8</b>	<b>11</b>	<b>2</b>	<b>6</b>	<b>54</b>
FG% (35.0)		3Pt% (24.0)		FT% (60.0)							

Virginia	MP	FG-A	3P-A	FT-A	REB	PF	A	TO	B	S	TP
Burrough	38	9-19	0-1	2-6	8	1	1	2	1	0	20
Parker	35	1-5	0-1	-	4	1	2	2	1	0	2
Robinson	28	2-8	-	2-2	6	3	1	1	1	3	6
Havlicek	1	-	-	-	0	0	0	0	0	0	0
Deane	38	6-12	3-6	3-4	3	0	2	1	1	2	18
Williford	18	2-7	0-2	1-2	8	4	1	1	0	0	5
Barnes	20	2-5	-	-	4	0	0	2	1	0	4
Alexander	17	-	-	-	2	0	0	0	0	0	0
Powell	5	1-1	-	-	1	2	0	1	0	0	2
Davis	25	5-9	-	-	2	3	0	0	2	1	10
Team											4
<b>TOTALS</b>	<b>200</b>	<b>23-57</b>	<b>3-10</b>	<b>8-14</b>	<b>40</b>	<b>11</b>	<b>7</b>	<b>10</b>	<b>5</b>	<b>5</b>	<b>57</b>
FG% (40.4)		3Pt% (30.0)		FT% (57.1)							

Attendance: 16,477  
 Technical Fouls: None  
 Officials: Valentine, Rodeheffer, Schumer

New Mexico	28	26	-	54
Virginia	24	33	-	57

**NCAA EAST REGION 1ST ROUND**  
**Kansas State 48**  
**New Mexico 69**  
 March 15, 1996 / Richmond, Va.

Kansas St.	MP	FG-A	3P-A	FT-A	REB	PF	A	TO	B	S	TP
Young	37	1-6	0-1	2-2	1	2	0	6	0	0	4
Davis	23	3-10	-	1-3	8	2	2	1	1	0	7
Eaker	22	3-6	-	0-2	3	3	0	2	2	0	6
Hatcher	36	2-14	2-4	8-10	5	2	2	1	0	1	14
May	26	3-6	-	1-1	4	3	0	1	0	0	7
Griffin	1	-	-	-	0	0	0	0	0	0	0
Swartzendruber	17	0-1	0-1	-	2	1	2	3	0	0	0
Gavin	2	-	-	-	0	0	0	0	0	0	0
Hill	3	-	-	-	0	0	0	0	0	0	0
Marsh	1	-	-	-	0	0	0	0	0	0	0
Rhodes	1	-	-	-	0	0	0	0	0	0	0
Dies	29	3-9	-	3-4	8	0	0	0	1	1	9
Williams	2	-	-	1-4	0	0	0	0	0	0	1
Team											11
<b>TOTALS</b>	<b>200</b>	<b>15-52</b>	<b>2-6</b>	<b>16-26</b>	<b>42</b>	<b>13</b>	<b>6</b>	<b>14</b>	<b>2</b>	<b>2</b>	<b>48</b>
FG% (28.8)		3Pt% (33.3)		FT% (61.5)							

New Mexico	MP	FG-A	3P-A	FT-A	REB	PF	A	TO	B	S	TP
Shields	35	8-18	3-7	6-7	10	3	2	1	0	4	25
Schorstein	37	5-10	3-7	1-2	3	2	3	0	0	2	14
Thomas	10	2-3	-	-	4	4	1	1	1	1	4
Smith	34	7-19	1-6	-	4	1	4	2	0	2	15
Gibson	37	2-2	1-1	-	3	3	3	2	0	1	5
Franklin	1	0-2	0-1	-	0	0	0	0	0	0	0
White	1	-	-	-	0	0	0	0	0	0	0
Carruthers	1	0-1	-	-	1	0	0	0	0	0	0
Olney	12	0-2	0-2	-	0	2	2	0	0	0	0
Paddock	1	-	-	-	0	1	0	0	0	0	0
Santiago	7	-	-	2-2	2						

**NCAA EAST REGION 2ND ROUND**

Louisville **64**  
New Mexico **63**  
March 16, 1997 / Pittsburgh, Pa.

Louisville	MP	FG-A	3P-A	FT-A	REB	PF	A	TO	B	S	TP
Dantzier	33	2-8	0-0	4-4	6	2	2	2	0	0	8
Johnson	28	3-10	0-2	3-4	5	3	1	0	0	0	9
Sanders	33	4-7	0-1	0-2	6	3	2	1	0	1	8
Sims	22	1-2	0-0	4-4	6	4	2	2	0	0	6
Wheat	36	7-16	5-10	3-3	2	3	2	3	0	0	22
Williams	0+	0-0	0-0	0-0	0	0	0	0	0	0	0
Johnson, J.	4	0-0	0-0	0-0	0	1	0	0	0	0	0
Flynn	28	1-4	0-3	7-8	7	1	2	3	0	0	9
Johnson, E.	7	1-2	0-1	0-0	0	1	0	0	0	0	2
Smith	9	0-0	0-0	0-0	1	3	1	1	0	0	0
<b>TOTALS</b>	<b>200</b>	<b>19-49</b>	<b>5-17</b>	<b>21-25</b>	<b>37</b>	<b>21</b>	<b>12</b>	<b>12</b>	<b>0</b>	<b>1</b>	<b>64</b>
FG% (38.8)		3Pt% (29.4)		FT% (84.0)							

New Mexico	MP	FG-A	3P-A	FT-A	REB	PF	A	TO	B	S	TP
Smith	29	5-15	1-5	5-6	7	2	0	3	2	3	16
Shields	34	4-10	3-8	0-0	6	3	1	2	0	0	11
Thomas	32	2-4	0-1	4-4	3	5	1	3	1	2	8
Long	38	3-5	1-2	2-5	8	1	2	1	0	2	9
Gibson	40	0-4	0-0	2-3	2	2	4	2	0	1	2
Olney	14	3-7	2-6	2-2	2	3	1	0	0	0	10
Schorstein	6	1-2	0-1	0-0	1	2	0	0	0	0	2
Baum	1	0-0	0-0	0-0	0	0	0	0	0	0	0
Santiago	6	1-1	0-0	3-4	0	1	0	0	0	0	5
<b>TOTALS</b>	<b>200</b>	<b>19-48</b>	<b>7-23</b>	<b>18-24</b>	<b>35</b>	<b>19</b>	<b>9</b>	<b>11</b>	<b>3</b>	<b>8</b>	<b>63</b>
FG% (40)		3Pt% (30)		FT% (75)							

Attendance: 17,509  
Technical Fouls: None  
Officials: Range, Harrington, Sanzere UNM's Record: 25-8

Louisville	31	33	-	64
New Mexico	32	31	-	63

**NCAA EAST REGION 1ST ROUND**

Butler **62**  
No. 18 New Mexico **79**  
March 13, 1998 / Lexington, Ky.

Butler	MP	FG-A	3P-A	FT-A	REB	PF	A	TO	B	S	TP
Neuhouser	20	1-6	0-0	1-4	5	1	1	1	0	1	3
Dudukovich	35	4-12	0-2	2-4	5	3	1	3	0	1	10
van Rijn	20	2-4	0-0	0-0	1	0	0	2	0	0	4
Rogers	34	5-8	1-3	0-0	3	2	8	4	0	2	11
Frazier	29	5-11	0-1	0-0	8	3	0	0	1	1	10
Graves, M.	30	7-14	3-10	0-0	2	2	0	0	0	1	17
Marshall	18	2-5	0-0	0-0	5	5	0	1	0	0	4
Glesek	3	0-0	0-0	0-0	0	0	0	0	0	0	0
Jordan	5	1-2	1-2	0-0	1	1	0	0	0	0	3
Graves, A.	2	0-0	0-0	0-0	0	0	0	0	0	0	0
Hirschy	1	0-0	0-0	0-0	0	0	0	0	0	0	0
Pflugner	1	0-0	0-0	0-0	0	0	0	0	0	0	0
Hicks	1	0-1	0-1	0-0	0	0	0	0	0	0	0
Myers	1	0-0	0-0	0-0	0	0	1	0	0	0	0
<b>TOTALS</b>	<b>200</b>	<b>27-63</b>	<b>5-19</b>	<b>3-8</b>	<b>31</b>	<b>17</b>	<b>11</b>	<b>11</b>	<b>1</b>	<b>6</b>	<b>62</b>
FG% (42.9)		3Pt% (26.3)		FT% (37.5)							

New Mexico	MP	FG-A	3P-A	FT-A	REB	PF	A	TO	B	S	TP
Long	40	9-21	0-4	4-4	5	1	2	2	0	3	22
Thomas	25	1-4	1-3	0-0	5	5	4	3	0	0	3
Davis	0+	0-0	0-0	0-0	0	0	0	0	0	0	0
Henry	35	2-4	1-3	9-10	2	2	5	3	0	2	14
Shields	40	5-14	3-8	4-5	9	2	1	3	1	0	17
Gibson	22	2-4	0-0	0-0	3	1	1	1	0	0	4
Baum	25	5-8	3-3	1-2	6	0	0	0	0	0	14
Starkey	13	1-3	1-1	2-2	7	0	1	1	1	1	5
Andrews	0+	0-0	0-0	0-0	0	0	0	0	0	0	0
White	0+	0-0	0-0	0-0	0	0	0	0	0	0	0
Noce	0+	0-1	0-0	0-0	0	0	0	0	0	0	0
<b>TOTALS</b>	<b>200</b>	<b>25-59</b>	<b>9-22</b>	<b>20-23</b>	<b>41</b>	<b>11</b>	<b>14</b>	<b>13</b>	<b>2</b>	<b>6</b>	<b>79</b>
FG% (42.4)		3Pt% (40.9)		FT% (87.0)							

Attendance: 15,622  
Technical Fouls: None  
Officials: Hillary, McDonald, Shows UNM's Record: 24-7

Butler	24	38	-	62
New Mexico	31	48	-	79

**NCAA TOURNAMENT 2ND ROUND**

No. 21 Syracuse **56**  
No. 18 New Mexico **46**  
March 15, 1998 / Lexington, Ky.

Syracuse	MP	FG-A	3P-A	FT-A	REB	PF	A	TO	B	S	TP
Blackwell	36	3-9	0-0	2-2	10	1	3	1	0	1	8
Burgan	40	7-14	0-3	6-7	10	2	2	2	1	1	20
Thomas	35	5-10	0-0	2-2	11	4	0	2	4	0	12
Hart	39	1-11	1-7	0-1	7	2	4	2	0	2	3
Janulis	37	4-12	2-7	0-1	8	3	4	1	0	0	10
Ovcina	9	1-4	1-2	0-0	2	0	0	0	0	0	3
Griffin	4	0-2	0-0	0-0	1	0	0	0	0	1	0
<b>TOTALS</b>	<b>200</b>	<b>21-62</b>	<b>4-19</b>	<b>10-13</b>	<b>49</b>	<b>12</b>	<b>13</b>	<b>8</b>	<b>5</b>	<b>5</b>	<b>56</b>
FG% (33.9)		3Pt% (21.1)		FT% (76.9)							

New Mexico	MP	FG-A	3P-A	FT-A	REB	PF	A	TO	B	S	TP
Shields	40	3-11	2-9	2-3	5	1	2	0	0	0	10
Baum	6	0-2	0-1	0-0	2	0	0	0	1	0	0
Thomas	39	4-16	0-0	4-5	12	2	2	2	3	2	12
Gibson	35	2-4	1-1	2-2	2	4	2	2	0	1	7
Long	40	3-12	1-6	4-4	11	2	1	2	0	2	11
Henry	35	2-9	2-8	0-0	3	3	1	2	0	0	6
Starkey	5	0-1	0-0	0-0	0	11	0	0	0	0	0
<b>TOTALS</b>	<b>200</b>	<b>14-55</b>	<b>6-25</b>	<b>12-14</b>	<b>36</b>	<b>13</b>	<b>8</b>	<b>9</b>	<b>3</b>	<b>5</b>	<b>46</b>
FG% (25.5)		3Pt% (24.0)		FT% (85.7)							

Attendance: 13,220  
Technical Fouls: None  
Officials: Range, Wood, Hillary UNM's Record: 24-8

Syracuse	24	32	-	56
New Mexico	18	28	-	46

**NCAA WEST REGION 1ST ROUND**

Missouri **59**  
No. 25 New Mexico **61**  
March 11, 1999 / Denver, Colo.

New Mexico	MP	FG-A	3P-A	FT-A	REB	PF	A	TO	B	S	TP
Davis*	35	3-4	0-0	1-3	7	2	2	0	2	0	7
Thomas*	39	5-14	1-6	9-11	10	5	1	3	4	0	20
Long*	40	7-17	2-4	1-2	12	0	2	1	0	1	17
Henry*	36	4-15	3-10	0-0	2	1	2	1	0	0	11
Robinson II*	32	3-6	0-1	0-0	3	4	4	3	0	2	6
Walker	5	0-0	0-0	0-0	2	0	0	1	0	0	0
Hannah	13	0-5	0-0	0-0	4	0	3	2	0	1	0
<b>TOTALS</b>	<b>200</b>	<b>22-61</b>	<b>6-21</b>	<b>11-16</b>	<b>45</b>	<b>12</b>	<b>14</b>	<b>12</b>	<b>6</b>	<b>4</b>	<b>61</b>
FG% (36.1)		3Pt% (28.6)		FT% (68.8)							

Missouri	MP	FG-A	3P-A	FT-A	REB	PF	A	TO	B	S	TP
White*	27	6-19	1-3	3-4	12	4	2	2	1	0	16
Hardge*	30	4-11	0-0	2-3	8	3	2	2	0	0	10
Dooring*	27	1-8	0-0	2-2	5	0	2	2	1	2	4
Grauer*	39	2-6	2-6	0-0	3	1	3	0	0	4	6
Woods*	32	5-12	1-5	0-0	2	1	1	1	1	1	11
Gilbert	15	2-5	0-3	0-0	1	1	0	0	2	0	4
Hafer	9	0-4	0-0	0-0	2	5	3	1	0	0	0
Parker	3	0-1	0-0	0-0	1	0	0	0	0	0	0
Schumacher	18	4-6	0-0	0-0	6	2	0	0	2	0	8
<b>TOTALS</b>	<b>200</b>	<b>24-72</b>	<b>4-17</b>	<b>7-9</b>	<b>45</b>	<b>17</b>	<b>13</b>	<b>8</b>	<b>7</b>	<b>7</b>	<b>59</b>
FG% (33.3)		3Pt% (23.5)		FT% (77.8)							

Attendance: 16,237  
Technical Fouls: None  
Officials: Scagliotta, Bova, Jones UNM's Record: 25-8

New Mexico	34	27	-	61
Missouri	28	31	-	59

**NCAA WEST REGION 2ND ROUND**

No. 3 Connecticut **78**  
No. 25 New Mexico **56**  
March 13, 1999 / Denver, Colo.

New Mexico	MP	FG-A	3P-A	FT-A	REB	PF	A	TO	B	S	TP
Davis*	21	0-1	0-0	2-2	4	2	0	1	0	0	2
Thomas*	30	0-6	0-3	1-2	11	4	1	2	2	2	1
Long*	40	4-18	2-5	5-5	6	1	1	1	0	2	15
Henry*	34	3-7	2-6	0-0	2	3	0	3	0	0	8
Robinson II*	39	1-13	0-6	7-8	1	3	6	2	0	0	9
Lightfoot	3	0-1	0-1	0-0	0	1	0	0	0	0	0
Walker	29	7-11	0-0	7-8	6	2	0	1	0	0	21
Hannah	4	0-0	0-0	0-0	0	0	0	0	0	0	0
<b>TOTALS</b>	<b>200</b>	<b>15-57</b>	<b>4-21</b>	<b>22-25</b>	<b>33</b>	<b>16</b>	<b>8</b>	<b>10</b>	<b>2</b>	<b>4</b>	<b>56</b>
FG% (26.3)		3Pt% (19.0)		FT% (88.0)							

Connecticut	MP	FG-A	3P-A	FT-A	REB	PF	A	TO	B	S	TP
Freeman*	29	4-6	0-0	1-2	5	2	0	1	0	0	9
Hamilton*	33	7-18	1-5	6-6	5	1	1	2	2	1	21
Voskuhl*	20	1-4	0-0	2-2	9	3	1	1	0	0	4
Moore*	29	2-5	1-3	1-2	4	2	2	2	0	0	6
El-Amin*	30	8-16	3-7	2-2	7	1	2	1	1	0	21
Jones	13	1-3									

NCAA EAST REGION 1ST ROUND

Montana 57  
No. 8/10 New Mexico 62  
March 18, 2010 / San Jose, Calif.

Montana	MP	FG-A	3P-A	FT-A	REB	PF	A	TO	B	S	TP
McGillis*	7	0-1	0-1	0-0	0-0-0	1	2	1	0	0	0
Qvale*	37	12-16	0-0	2-4	3-10-13	4	2	1	0	0	26
Staudacher*	31	2-7	2-7	0-0	0-1-1	3	1	2	0	0	6
Cherry*	27	3-9	2-3	0-0	0-2-2	4	4	1	0	3	8
Johnson*	35	1-12	0-4	4-6	1-0-1	3	2	4	0	0	6
Young	10	0-1	0-1	0-0	0-1-1	1	0	0	0	0	0
Taylor	15	1-3	0-2	0-0	0-0-0	1	0	1	0	0	2
Stockton	3	0-0	0-0	0-0	0-2-2	2	2	0	0	0	0
Selvig	32	3-4	2-3	1-2	3-6-9	1	4	4	0	1	9
Banny	2	0-1	0-0	0-0	1-0-1	1	0	0	0	1	0
Ward	1	0-0	0-0	0-0	0-0-0	0	0	0	0	0	0
Team					3-4-7						
TOTALS	200	22-54	6-21	7-12	11-26-37	21	17	12	2	5	57
FG% (40.7)		3Pt% (28.6)		FT% (58.3)							

New Mexico	MP	FG-A	3P-A	FT-A	REB	PF	A	TO	B	S	TP
Hardeman*	25	3-6	0-0	1-3	1-1-2	4	0	0	1	1	7
Martinez*	40	7-17	3-10	2-3	2-4-6	2	4	0	2	1	19
Hobson*	38	4-8	0-3	3-6	2-9-11	2	6	2	0	2	11
Gary*	32	4-9	0-0	7-10	1-1-2	3	3	3	0	1	15
McDonald*	36	3-6	2-5	0-1	1-1-2	2	0	0	0	1	8
Adams	2	0-1	0-0	0-0	1-1-2	0	0	0	0	0	2
Garth	10	0-2	0-1	0-0	1-0-1	0	1	1	0	1	0
Fenton	2	0-1	0-1	0-0	0-0-0	1	0	0	0	0	0
Brown	15	1-3	0-0	0-0	0-3-3	2	0	0	0	1	2
Team					1-1-2						
TOTALS	200	22-53	5-20	13-23	10-21-31	14	14	6	3	8	62
FG% (41.5)		3Pt% (25.0)		FT% (56.5)							

Attendance: 15,427 Technical Fouls: None  
Officials: Whitehead, Padilla, Lusk UNM's Record: 30-4

Montana	29	28	-	57
New Mexico	28	34	-	62

GAME NOTES

- There were 11 lead changes and 6 ties in the game
- Lobos used a 17-0 run early in the second half to take a 14-point lead
- Gary started his 96th straight game
- Hobson recorded 14th double-double of the season
- Lobos advance to second round of NCAA Tournament for first time since 1999
- Lobos set school records for wins (30) and road wins (13)
- The 30 wins ties an MWC record set by UNLV in 2006-07

NCAA EAST REGION 2ND ROUND

Washington 82  
No. 8/10 New Mexico 64  
March 20, 2010 / San Jose, Calif.

Washington	MP	FG-A	3P-A	FT-A	REB	PF	A	TO	B	S	TP
Bryan-Amaning*	26	7-10	0-0	1-4	3-6-9	1	1	2	0	15	
Holiday*	27	2-7	1-2	0-0	1-6-7	4	4	0	3	3	5
Thomas*	28	5-14	4-7	1-2	0-2-2	2	7	2	0	2	15
Gaddy*	21	2-3	0-0	1-1	0-0-0	1	3	1	0	0	5
Pondexter*	30	7-12	0-0	4-4	3-2-5	3	1	1	0	0	18
Overton	21	3-6	0-2	0-0	1-2-3	2	1	0	0	0	6
Trent	3	1-1	0-0	0-0	0-3-3	0	0	0	0	0	2
Suggs	10	2-2	1-1	0-0	0-0-0	0	1	0	0	0	5
Turner	19	3-8	2-5	2-3	0-2-2	1	1	0	0	1	10
Breshers	3	0-0	0-0	0-1	0-0-0	2	1	0	0	0	0
Sherrer	1	0-0	0-0	0-2	0-0-0	0	0	0	0	0	0
Gant	11	0-3	0-0	1-2	2-2-4	2	1	0	2	0	1
Team					2-3-5						
TOTALS	200	32-66	8-17	10-20	12-28-40	18	21	5	7	6	82
FG% (48.5)		3Pt% (47.1)		FT% (50.0)							

New Mexico	MP	FG-A	3P-A	FT-A	REB	PF	A	TO	B	S	TP
Hardeman*	31	2-6	0-0	0-3	3-2-5	3	0	0	0	0	4
Martinez*	30	3-10	2-7	2-3	0-3-3	3	0	1	0	0	10
Hobson*	33	5-11	1-2	0-2	2-7-9	4	2	4	0	0	11
Gary*	32	11-20	0-1	3-5	2-2-4	1	4	2	0	1	25
McDonald*	24	1-4	1-3	0-0	1-2-3	2	0	2	0	0	3
Dennis	2	0-1	0-1	0-0	0-0-0	0	0	0	0	0	0
Adams	5	0-0	0-0	0-0	0-1-1	2	0	1	0	0	0
Garth	18	2-7	0-2	1-2	0-1-1	1	1	0	0	0	5
Fenton	8	1-2	1-1	0-0	0-1-1	1	0	1	0	0	3
Brown	17	1-5	0-0	1-2	3-3-6	1	0	0	1	0	3
Team					2-3-5						
TOTALS	200	26-66	5-17	7-17	13-25-38	18	7	11	1	1	64
FG% (39.4)		3Pt% (29.4)		FT% (41.2)							

Attendance: 16,044 Technical Fouls: None  
Officials: Eades, Driscoll, Sanzere UNM's Record: 30-5

Washington	44	38	-	82
New Mexico	32	32	-	64

GAME NOTES

- Gary started his 97th straight game; tied career-high with 25 points
- UNM was tied six times and the lead changed three times
- UW's 44 1st half points were most allowed in the first half this season
- The 18-point loss is UNM's largest since Feb. 2, 2008, a 79-60 loss at UNLV
- UNM used the same starting lineup for all 35 games in 2009-10

NCAA WEST REGION 2ND ROUND

Long Beach State 68  
No. 21/22 New Mexico 75  
March 15, 2012 / Portland, Ore.

Long Beach St.	MP	FG-A	3P-A	FT-A	REB	PF	A	TO	B	S	TP
Phelps*	25	3-8	0-0	0-2	3-2-5	2	0	3	1	1	6
Ennis*	37	6-10	0-1	1-1	2-5-7	4	5	2	1	2	13
Robinson*	37	6-15	0-0	0-1	8-6-14	1	1	3	0	1	12
Anderson*	17	2-5	1-3	0-0	0-1-2	2	0	1	0	1	5
Ware*	36	5-19	2-9	5-7	0-3-3	3	6	2	0	0	17
Pappageorge	5	0-1	0-1	0-0	0-0-0	2	0	0	0	0	0
Caffey	25	5-6	1-2	0-0	1-0-1	1	0	1	0	1	11
Dervisevic	18	1-1	0-0	2-3	0-3-4	4	1	3	0	0	4
Shepherd	0+	0-0	0-0	0-0	0-0-0	0	0	0	0	0	0
Team					2-0-2						
TOTALS	200	28-65	4-16	8-14	16-20-36	19	13	15	2	6	68
FG% (43.1)		3Pt% (25.0)		FT% (57.1)							

New Mexico	MP	FG-A	3P-A	FT-A	REB	PF	A	TO	B	S	TP
Hardeman*	15	1-2	0-0	1-2	0-0-0	3	0	2	0	1	3
Gordon*	36	7-10	0-0	4-6	5-8-13	2	1	1	1	0	18
Greenwood*	27	3-6	2-5	4-4	0-4-4	1	4	2	2	1	12
Williams*	35	6-11	2-5	2-2	1-2-3	3	5	2	1	2	16
Snell*	18	0-4	0-3	0-0	0-0-0	0	2	0	0	1	0
Fenton	13	2-4	1-3	0-0	1-2-3	1	3	4	0	0	5
McDonald	10	1-2	1-2	0-0	0-0-0	1	2	0	0	0	3
Walker	20	2-7	1-3	6-8	0-4-4	2	1	2	1	0	11
Bairstow	26	3-4	0-0	1-2	0-3-3	3	1	1	2	1	7
Team					0-1-1						
TOTALS	200	25-50	7-21	18-24	7-24-31	16	19	14	7	6	75
FG% (50.0)		3Pt% (33.3)		FT% (75.0)							

Attendance: 17,050 Technical Fouls: None  
Officials: Eades, George, Nester UNM's Record: 28-6

Long Beach State	29	39	-	68
New Mexico	33	42	-	75

GAME NOTES

- Gordon records 18th double-double
- 28th win ties for second-most in program history
- Williams' 3-pointer put the Lobos up 62-61 and he also scored on a drive to put UNM up 70-66

NCAA WEST REGION 3RD ROUND

No. 21/22 New Mexico 56  
No. 17/18 Louisville 59  
March 17, 2012 / Portland, Ore.

New Mexico	MP	FG-A	3P-A	FT-A	REB	PF	A	TO	B	S	TP
Hardeman*	29	4-7	0-0	0-1	3-3-6	1	0	2	0	0	8
Gordon*	35	8-15	1-1	4-5	9-5-14	2	2	1	0	1	21
Greenwood*	27	0-4	0-3	0-0	0-3-3	2	1	2	1	0	0
Williams*	37	5-11	1-5	0-0	2-1-3	3	5	2	0	2	11
Snell*	21	1-5	1-5	0-0	0-2-2	0	2	2	0	0	3
Adams	4	0-0	0-0	0-0	0-0-0	0	0	0	0	1	0
Fenton	11	2-6	0-3	0-0	0-1-1	0	1	0	0	1	4
McDonald	11	1-3	1-3	0-0	0-0-0	1	1	0	0	0	3
Walker	14	2-7	1-3	0-0	0-2-2	1	1	3	0	0	5
Bairstow	11	0-0	0-0	1-2	1-2-3	2	0	1	1	0	1
Team					2-0-2						
TOTALS	200	23-58	5-23	5-8	17-19-36	12	13	13	2	5	56
FG% (39.7)		3Pt% (21.7)		FT% (62.5)							

Louisville	MP	FG-A	3P-A	FT-A	REB	PF	A	TO	B	S	TP
Kuric*	33	3-7	2-5	2-2	0-0-0	2	0	1	2	1	10
Behanan*	34	5-7	0-0	0-2	2-2-4	0	1	3	0		

**INDIVIDUAL**

**Points**

**New Mexico**

- 26 - Ron Nelson vs. New Mexico State (1968)
- 25 - Clayton Shields vs. Kansas State (1996)
- 25 - Dairese Gary vs. Washington (2010)
- 24 - Cameron Bairstow vs. Stanford (2014)
- 23 - Ron Sanford vs. New Mexico State (1968)
- 22 - Alex Kirk vs. Harvard (2013)
- 22 - Lamont Long vs. Butler (1998)
- 21 - Damion Walker vs. Connecticut (1999)
- 21 - Drew Gordon vs. Long Beach State (2012)
- 20 - Charles Smith vs. Virginia (1994)
- 20 - Kenny Thomas vs. Missouri (2009)

**Opponent**

- 25 - Allen Iverson, Georgetown (1996)
- 23 - Chasson Randle, Stanford (2014)
- 23 - Keith Anderson, Cal State Fullerton (1978)
- 22 - DeJuan Wheat, Louisville (1997)
- 21 - Richard Hamilton, Connecticut (1999)

**FG Made**

**New Mexico**

- 11 - Ron Sanford vs. New Mexico State (1968)
- 11 - Dairese Gary vs. Washington (2010)

**Opponent**

- 10 - Don Smith, Dayton (1974)
- 10 - Kevin Heenan, Cal State Fullerton (1978)

**FG Attempts**

**New Mexico**

- 23 - Ron Nelson vs. New Mexico State (1968)

**Opponent**

- 20 - Don Smith, Dayton (1974)

**FG% (5 made)**

**New Mexico**

- 85.7 (6-7) - Mark Saiers vs. San Francisco (1974)

**Opponent**

- 100.0 (7-7) - Terry O'Brien, Santa Clara (1968)

**3FG Made**

**New Mexico**

- 3 - Greg Schornstein vs. Kansas State (1996)
- 3 - Clayton Shields vs. Kansas State (1996)
- 3 - Clayton Shields vs. Louisville (1997)
- 3 - Clayton Shields vs. Butler (1998)
- 3 - Ben Baum vs. Butler (1998)
- 3 - Kevin Henry vs. Missouri (1999)
- 3 - Alfred Neale vs. Villanova (2005)
- 3 - Hugh Greenwood vs. Stanford (2014)

**Opponent**

- 5 - Kwame Evans, George Washington (1993)
- 5 - DeJuan Wheat, Louisville (1997)
- 5 - Laurent Rivard, Harvard (2013)

**3FG Attempts**

**New Mexico**

- 10 - Kevin Henry vs. Missouri (1999)

**Opponent**

- 11 - Allen Iverson, Georgetown (1996)

**FT Made**

**New Mexico**

- 9 - Kevin Henry vs. Butler (1998)
- 9 - Kenny Thomas vs. Missouri (1999)

**Opponent**

- 8 - Elliot Hatcher, Kansas State (1996)

**FT Attempts**

**New Mexico**

- 11 - Cameron Bairstow vs. Harvard (2013)
- 11 - Kenny Thomas vs. Missouri (1999)
- 10 - Kenny Thomas vs. Old Dominion (1997)
- 10 - Kevin Henry vs. Butler (1998)

**Opponent**

- 10 - Elliot Hatcher, Kansas State (1996)

**FT% (6 made)**

**New Mexico**

- 1.000 (8-8) - Ron Nelson vs. NMSU (1968)

**Opponent**

- 1.000 (6-6) - Alvin Pearsall, George Washington (1993)

**Rebounds**

**New Mexico**

- 14 - Drew Gordon vs. Louisville (2012)
- 14 - Mark Saiers vs. Idaho State (1974)
- 13 - Drew Gordon vs. Long Beach State (2012)
- 12 - Alex Kirk vs. Harvard (2013)
- 12 - Bernard Hardin vs. Dayton (1974)
- 12 - Kenny Thomas vs. Syracuse (1998)
- 12 - Lamont Long vs. Missouri (1999)
- 12 - Danny Granger vs. Villanova (2005)
- 11 - Lamont Long vs. Syracuse (1998)
- 11 - Kenny Thomas vs. Connecticut (1999)
- 11 - Darington Hobson vs. Montana (2010)

**Opponent**

- 17 - Byron Houston, Oklahoma State (1991)
- 14 - T.J. Robinson, Long Beach State (2012)
- 12 - Albert White, Missouri (1999)
- 12 - Edmund Saunders, Connecticut (1999)
- 12 - Curtis Sumpter, Villanova (2005)

**Assists**

**New Mexico**

- 6 - Mark Saiers vs. Idaho State (1974)
- 6 - Greg Schornstein vs. Georgetown (1996)
- 6 - Darington Hobson vs. Montana (2010)

**Opponent**

- 12 - Mark Linden, Cal State Fullerton (1978)

**Blocks**

**New Mexico**

- 4 - Khari Jaxon vs. George Washington (1993)
- 4 - Kenny Thomas vs. Missouri (1999)

**Opponent**

- 4 - Jahidi White, Georgetown (1996)
- 4 - Etan Thomas, Syracuse (1998)

**Steals**

**New Mexico**

- 5 - Wendell Taylor vs. Dayton (1974)

**Opponent**

- 6 - Mike Linden, Cal State Fullerton (1978)

**TEAM**

**Points**

**New Mexico**

- 85 vs. Cal State Fullerton (1978)

**Opponent**

- 90 - Cal State Fullerton (1978)

**FG Made**

**New Mexico**

- 37 vs. Cal State Fullerton (1978)

**Opponent**

- 36 - Cal State Fullerton (1978)

**FG Attempts**

**New Mexico**

- 76 vs. Idaho State (1974)
- 72 vs. Cal State Fullerton (1978)

**Opponent**

- 72 - Missouri (1999)
- 66 - Idaho State (1974) / Washington (2010)

**FG Pct.**

**New Mexico**

- 53.1 (26-49) vs. San Francisco (1974)

**Opponent**

- 62.1 (36-58) - Cal State Fullerton (1978)

**3FG Made**

**New Mexico**

- 9 vs. Butler (1998)

**Opponent**

- 8 - Harvard (2013)
- 8 - Washington (2010)
- 8 - Stanford (2014)

**3FG Attempts**

**New Mexico**

- 25 vs. Virginia (1994)
- 25 vs. Syracuse (1998)
- 25 vs. Villanova (2005)

**Opponent**

- 29 - Villanova (2005)

**3FG Pct.**

**New Mexico**

- 40.9 (9-22) vs. Butler (1998)

**Opponent**

- 53.3 (8-15) - Stanford (2014)

**FT Made**

**New Mexico**

- 22 vs. Connecticut (1999)
- 20 vs. Butler (1998)

**Opponent**

- 22 - Oklahoma State (1991)

**FT Attempts**

**New Mexico**

- 29 vs. Santa Clara (1968)

**Opponent**

- 32 - Santa Clara (1968)

**FT% (10 made)**

**New Mexico**

- 93.3 (14-15) vs. Geo. Washington (1993)

**Opponent**

- 84.0 (21-25) - Louisville (1997)

**Rebounds**

**New Mexico**

- 45 vs. Missouri (1999)
- 47 vs. Dayton (1974)

**Opponent**

- 49 - Santa Clara (1968)
- 49 - Syracuse (1998)

**Assists**

**New Mexico**

- 19 vs. Long Beach State (2012)

**Opponent**

- 24 - Cal State Fullerton (1978)

**Blocks**

**New Mexico**

- 7 vs. Old Dominion (1997)
- 7 vs. Long Beach State (2012)

**Opponent**

- 7 - George Washington (1993)
- 7 - Missouri (1999)
- 7 - Washington (2010)

**Steals**

**New Mexico**

- 12 vs. Harvard (2013)


**Opponent**

- 13 - Georgetown (1996)

New Mexico has been in the NIT 19 times, including a tournament-record seven straight appearances, between 1984-90. The Lobos' top two showings came in 1964 when they finished second to Bradley and fourth place in 1990. UNM came within an eyelash of advancing to New York in 1988, '89, '92 and 2001, losing in the quarterfinals. New Mexico has an 18-20 overall record.

In 2009, the Lobos defeated Nebraska in the first round before narrowly losing at Notre Dame in the second round.

New Mexico has played 21 NIT games in The Pit and drawn 247,519 fans. That's an average of 11,787 per game.



Charlie Thomas led UNM to the 1988 NIT quarterfinals.

**UNM HEAD COACHES IN POSTSEASON**

<b>Dave Bliss (11-11)</b> .....	NCAA – 4-7 NIT – 7-4
<b>Fran Fraschilla (3-3)</b> .....	NIT – 3-3
<b>Steve Alford (4-6)</b> .....	NCAA – 2-3 NIT – 2-3
<b>Bob King (3-5)</b> .....	NCAA – 0-2 NIT – 3-3
<b>Gary Colson (3-5)</b> .....	NIT – 3-5
<b>Norm Ellenberger (2-4)</b> .....	NCAA – 2-2 NIT – 0-2
<b>Craig Neal (0-1)</b> .....	NCAA – 0-1
<b>Ritchie McKay (0-1)</b> .....	NCAA – 0-1

**NEW MEXICO IN THE NIT (18-20)**

	<b>Site</b>	<b>Attendance</b>
<b>1964 (Bob King)</b> UNM 65, Drake 60 UNM 72, NYU 65 Bradley 86, UNM 54 (final)	New York New York New York	15,137
<b>1965 (Bob King)</b> St. John's 61, UNM 54	New York	17,045
<b>1967 (Bob King)</b> UNM 66, Syracuse 64 Rutgers 65, UNM 60	New York New York	11,578
<b>1973 (Norm Ellenberger)</b> Virginia Tech 65, UNM 63	New York	
<b>1979 (Norm Ellenberger)</b> Texas A&M 79, UNM 68	Albuquerque	18,038
<b>1984 (Gary Colson)</b> Lamar 64, UNM 61	Albuquerque	12,971
<b>1985 (Gary Colson)</b> UNM 80, Texas A&M 67 Fresno State 66, UNM 55	Albuquerque Fresno, Calif.	10,295 10,132
<b>1986 (Gary Colson)</b> Texas 69, UNM 66	Albuquerque	14,687
<b>1987 (Gary Colson)</b> Oregon State 85, UNM 82	Albuquerque	11,983
<b>1988 (Gary Colson)</b> UNM 86, Pepperdine 75 UNM 78, Oregon 59 Ohio State 68, UNM 65	Albuquerque Albuquerque Albuquerque	7,241 11,137 14,022
<b>1989 (Dave Bliss)</b> UNM 91, Santa Clara 76 UNM 86, Pepperdine 69 St. Louis 66, UNM 65	Albuquerque Albuquerque Albuquerque	10,547 14,040 15,993
<b>1990 (Dave Bliss)</b> UNM 87, Oregon 78 UNM 90, Oklahoma State 88 UNM 80, Hawaii 58 St. Louis 80, UNM 73 Penn State 83, UNM 81 (OT)	Albuquerque Albuquerque Albuquerque New York New York	10,007 11,203 15,534 9,204 12,198
<b>1992 (Dave Bliss)</b> UNM 90, Louisiana Tech 84 UNM 79, Washington State 71 Virginia 76, UNM 71	Albuquerque Albuquerque Richmond, Va.	8,669 11,184 11,092
<b>2000 (Fran Fraschilla)</b> UNM 64, South Florida 58 Wake Forest 72, UNM 65	Albuquerque Winston-Salem, N.C.	4,639 10,146
<b>2001 (Fran Fraschilla)</b> UNM 83, Baylor 73 UNM 81, Pepperdine 78 Memphis 81, UNM 63	Albuquerque Albuquerque Memphis, Tenn.	11,451 16,278 15,238
<b>2002 (Fran Fraschilla)</b> Minnesota 96, UNM 62	Minneapolis, Minn.	4,097
<b>2008 (Steve Alford)</b> Cal 68, UNM 66	Berkeley, Calif.	1,906
<b>2009 (Steve Alford)</b> UNM 83, Nebraska 71 Notre Dame 70, UNM 68	Albuquerque, N.M. Notre Dame, Ind.	7,974 3,013
<b>2011 (Steve Alford)</b> UNM 69, UTEP 57 Alabama 74, UNM 67	Albuquerque, N.M. Tuscaloosa, Ala.	9,626 6,821



**ALL-TIME LETTERMEN**

**2020-21 LOBO BASKETBALL**

NAME	G-GS	FG	FGA	PCT	3FG	3FGA	Pct	FT	FTA	Pct	Reb	Avg	A	TO	B	S	Min	Pts	Avg	NAME	G-GS	FG	FGA	PCT	3FG	3FGA	Pct	FT	FTA	Pct	Reb	Avg	A	TO	B	S	Min	Pts	Avg			
<b>Phil Abney</b>	1977-78	28-18	148	278	.532	-	-	65	87	.747	165	5.9	59	72	10	35	626	361	12.9	<b>Larry Belin</b>	1978-79	28-18	166	314	.529	-	-	101	129	.783	187	6.7	12	36	7	22	652	433	15.5			
	1978-79	29-20	179	395	.453	-	-	111	157	.700	177	6.1	87	97	10	40	821	469	16.2		1979-80	2-2	18	32	.561	-	-	14	17	.824	20	10.0	1	3	0	0	60	50	25.0			
<b>Totals</b>	<b>57-47</b>	<b>327</b>	<b>673</b>	<b>.486</b>	-	-	-	<b>176</b>	<b>239</b>	<b>.736</b>	<b>342</b>	<b>6.0</b>	<b>146</b>	<b>169</b>	<b>20</b>	<b>75</b>	<b>1497</b>	<b>830</b>	<b>14.6</b>	<b>Totals</b>	<b>30-20</b>	<b>184</b>	<b>346</b>	<b>.532</b>	-	-	<b>115</b>	<b>146</b>	<b>.788</b>	<b>207</b>	<b>6.9</b>	<b>13</b>	<b>39</b>	<b>7</b>	<b>22</b>	<b>712</b>	<b>483</b>	<b>16.1</b>				
<b>Chad Adams</b>	2009-10	31-0	16	34	.471	2	7	.286	16	23	.696	35	1.1	3	10	0	3	169	50	1.6	<b>Chad Bell</b>	2001-02	29-13	26	59	.441	0	0	.000	38	70	.543	61	2.1	12	16	39	7	507	90	3.1	
	2010-11	34-1	40	84	.476	12	29	.414	15	22	.682	54	1.6	17	2	10	340	107	3.1		2002-03	27-6	10	35	.286	0	1	.000	20	30	.667	42	1.6	5	15	24	5	295	40	1.5		
	2011-12	29-0	30	63	.476	7	16	.438	19	22	.864	45	1.6	18	12	3	13	269	86	3.0	<b>Totals</b>	<b>56-19</b>	<b>36</b>	<b>94</b>	<b>.383</b>	<b>0</b>	<b>1</b>	<b>.000</b>	<b>58</b>	<b>100</b>	<b>.580</b>	<b>103</b>	<b>1.8</b>	<b>17</b>	<b>31</b>	<b>63</b>	<b>12</b>	<b>802</b>	<b>130</b>	<b>2.3</b>		
	2012-13	34-14	52	114	.456	16	35	.457	33	46	.717	108	3.2	25	25	3	19	669	153	4.5	<b>Thomas Bell</b>																					
<b>Totals</b>	<b>128-15</b>	<b>138</b>	<b>295</b>	<b>.468</b>	<b>37</b>	<b>87</b>	<b>.425</b>	<b>83</b>	<b>113</b>	<b>.735</b>	<b>242</b>	<b>1.9</b>	<b>62</b>	<b>64</b>	<b>8</b>	<b>45</b>	<b>1447</b>	<b>396</b>	<b>3.1</b>	<b>Joseph Benjamin</b>																						
<b>George Adams</b>	1986-87	35-34	84	199	.422	0	7	.000	57	105		160	4.6	19	-	36	29	-	225	6.4	<b>Justin Benson</b>	2003-04	24-0	13	33	.394	0	1	.000	6	16	.375	43	1.8	5	14	5	3	198	32	1.3	
	2014-15	30-11	35	78	.449	9	31	.290	19	38	.500	57	1.9	18	24	9	9	357	98	3.3	<b>John Berens</b>																					
	2015-16	32-3	50	102	.490	4	24	.167	42	63	.667	82	2.6	32	34	8	16	446	146	4.6	<b>Harold Berg</b>																					
	2016-17	15-0	15	34	.441	0	5	.000	29	36	.806	34	2.3	3	11	1	12	186	59	3.9	<b>Rafael Berumen</b>	1999-00	16-0	2	12	.167	0	1	.000	4	9	.444	24	1.5	3	7	4	3	113	8	0.5	
<b>Totals</b>	<b>77-14</b>	<b>100</b>	<b>214</b>	<b>.467</b>	<b>13</b>	<b>60</b>	<b>.217</b>	<b>90</b>	<b>137</b>	<b>.657</b>	<b>173</b>	<b>2.2</b>	<b>53</b>	<b>69</b>	<b>18</b>	<b>37</b>	<b>989</b>	<b>303</b>	<b>3.9</b>	<b>Erwin Betts</b>																						
<b>Obij Aget</b>	2013-14	28-2	14	26	.538	0	0	.000	7	13	.538	37	1.3	2	7	5	1	176	35	1.3	<b>George Berry</b>	1975-76	26	151	294	.514	-	-	-	52	75	.693	225	8.7	32	-	-	-	-	815	354	13.6
	2014-15	31-31	81	145	.559	0	0	.000	50	77	.649	168	5.4	8	43	42	16	765	212	6.8	<b>Jack Biggs</b>																					
	2015-16	32-32	89	139	.640	0	0	.000	34	48	.708	182	5.7	21	44	38	7	724	212	6.6	<b>Loraine Black</b>	1933-34																				
	2016-17	31-28	78	128	.609	0	0	.000	28	40	.700	127	4.1	13	19	44	14	604	184	5.9	<b>Ross Black</b>	1926-28																				
<b>Totals</b>	<b>122-93</b>	<b>262</b>	<b>438</b>	<b>.598</b>	<b>0</b>	<b>0</b>	<b>.000</b>	<b>119</b>	<b>178</b>	<b>.669</b>	<b>514</b>	<b>4.2</b>	<b>34</b>	<b>113</b>	<b>129</b>	<b>38</b>	<b>2269</b>	<b>643</b>	<b>5.3</b>	<b>1951-52</b>																						
<b>Kory Alford</b>	2012-13	10-0	0	4	.000	0	3	.000	1	2	.500	1	0.1	1	1	3	0	31	0	0.0	<b>1952-53</b>	25	89	267	.333	-	-	-	73	177	.412	91	3.6	-	-	-	-	251	10.0			
	1976-77	30	115	206	.558	-	-	49	92	.533	261	8.7	15	-	-	-	684	279	9.3	<b>1953-54</b>	20	53	208	.255	-	-	-	45	68	.662	52	2.6	-	-	-	-	151	7.5				
	1977-78	28-17	91	161	.565	-	-	31	62	.500	192	6.9	8	49	37	10	528	213	7.6	<b>Totals</b>	<b>45</b>	<b>142</b>	<b>475</b>	<b>.299</b>	-	-	-	<b>118</b>	<b>245</b>	<b>.482</b>	<b>143</b>	<b>3.2</b>	-	-	-	-	<b>402</b>	<b>8.9</b>				
	1978-79	28-20	206	367	.561	-	-	80	154	.519	453	7.8	23	-	-	-	1212	492	8.5	<b>Bill Blakely</b>																						
	1979-80	29-20	206	367	.561	-	-	80	154	.519	453	7.8	23	-	-	-	1212	492	8.5	<b>Roy Blankley</b>																						
	1980-81	29-20	206	367	.561	-	-	80	154	.519	453	7.8	23	-	-	-	1212	492	8.5	<b>Vincent Bogren</b>																						
<b>Walter Allen</b>	1905-08																			<b>Jim Bolin</b>	1961-62	9	3	8	.375	-	-	-	4	17	.235	14	1.6	-	-	-	-	10	1.1			
<b>Craig Allison</b>	1981-82	28-12	84	172	.488	-	-	28	52	.538	91	3.3	27	35	7	16	581	196	7.0	<b>I.V. Boldt</b>																						
	1982-83	28-5	64	110	.582	-	-	32	42	.762	43	1.5	20	31	2	13	359	160	5.6	<b>Virgil Boteler</b>																						
<b>Totals</b>	<b>56-17</b>	<b>148</b>	<b>282</b>	<b>.525</b>	-	-	-	<b>60</b>	<b>94</b>	<b>.638</b>	<b>134</b>	<b>2.4</b>	<b>47</b>	<b>66</b>	<b>9</b>	<b>29</b>	<b>940</b>	<b>356</b>	<b>6.4</b>	<b>Don Boulware</b>	1955-56	10	0	9	.000	-	-	-	0	5	.000	13	1.3	-	-	-	-	0	0.0			
<b>Donald Allott</b>	1914																			<b>Roger Bowden</b>	1969-70	8	1	4	.250	-	-	-	0	0	.000	2	0	-	-	-	-	12	2	0.3		
<b>Frank Alvord</b>	1906																			<b>Wallace Bowie</b>	1902-03																					
<b>Clyde Amerson</b>	1943																			<b>Ralph Bowyer</b>	1935-36																					
<b>Beau Anderson</b>	2001-02	4-0	2	4	.500	1	3	.333	0	0	.000	0	0.0	0	0	0	4	5	1.3	<b>Joel Box</b>	2005-06	24-8	49	119	.412	15	49	.306	16	25	.640	87	3.6	16	23	18	19	354	129	5.5		
<b>Nick Andrews</b>	1997-98	9-0	0	2	.000	0	1	.000	1	3	.333	1	0.1	0	0	0	9	1	0.1	<b>Theodore Boyett</b>																						
	1998-99	9-0	2	3	.667	0	1	.000	0	0	.000	0	0.0	1	0	0	7	4	0.4	<b>Kenneth Bradley</b>																						
	1999-00	8-0	0	4	.000	0	2	.000	0	0	.000	2	0.2	1	3	0	1	13	0	0.0	<b>Carlton Bragg</b>	2018-19	24-21	92	185	.497	0	6	.000	69	107	.645	212	8.8	15	37	29	22	574	253	10.5	
<b>Totals</b>	<b>26-0</b>	<b>2</b>	<b>9</b>	<b>.222</b>	<b>0</b>	<b>4</b>	<b>.000</b>	<b>1</b>	<b>3</b>	<b>.333</b>	<b>3</b>	<b>0.1</b>	<b>2</b>	<b>3</b>	<b>0</b>	<b>1</b>	<b>29</b>	<b>5</b>	<b>0.2</b>	<b>2019-20</b>	<b>15-13</b>	<b>66</b>	<b>123</b>	<b>.537</b>	<b>3</b>	<b>7</b>	<b>.429</b>	<b>54</b>	<b>66</b>	<b>.818</b>	<b>155</b>	<b>10.3</b>	<b>10</b>	<b>24</b>	<b>23</b>	<b>17</b>	<b>402</b>	<b>189</b>				



NAME	G-GS	FG	FGA	PCT	3FG	3FGA	Pct	FT	FTA	Pct	Reb	Avg	A	TO	B	S	Min	Pts	Avg	
<b>Arthur Edwards</b>	2013-14	15-0	5	28	.179	1	18	.056	3	4	.750	8	0.5	3	6	4	120	14	0.9	
	2014-15	22-2	26	72	.361	8	36	.222	26	39	.667	44	2.0	17	31	4	11	263	86	3.9
<b>Totals</b>		<b>37-2</b>	<b>31</b>	<b>100</b>	<b>.310</b>	<b>9</b>	<b>54</b>	<b>.167</b>	<b>29</b>	<b>43</b>	<b>.674</b>	<b>52</b>	<b>1.4</b>	<b>20</b>	<b>37</b>	<b>8</b>	<b>15</b>	<b>383</b>	<b>1000</b>	<b>2.7</b>
<b>Ray Esquibel</b>	1950-51	24	62	172	.360	-	-	-	29	44	.659	81	3.4	14	-	-	-	153	6.4	
	1954-55	24	119	330	.361	-	-	-	60	115	.522	161	6.7	-	-	-	-	298	12.4	
<b>Totals</b>		<b>48</b>	<b>181</b>	<b>502</b>	<b>.361</b>	<b>-</b>	<b>-</b>	<b>-</b>	<b>89</b>	<b>159</b>	<b>.560</b>	<b>242</b>	<b>5.0</b>	<b>-</b>	<b>-</b>	<b>-</b>	<b>-</b>	<b>451</b>	<b>9.4</b>	
<b>Brad Evangelho</b>	1982-83	9-0	8	15	.538	-	-	-	3	9	6	0.7	3	8	0	0	42	19	2.1	
<b>Karim Ezzeddine</b>	2018-19	17-6	24	59	.407	3	18	.167	22	29	.759	62	3.6	15	24	10	290	73	4.3	
<b>William Farley</b>	1932-33																			
<b>Daniel Faris</b>	2005-06	24-0	4	14	.286	0	4	.000	4	5	.800	17	0.7	5	7	0	4	112	12	0.5
	2006-07	32-10	57	116	.491	1	7	.143	38	63	.603	108	3.4	22	26	25	13	477	153	4.8
	2007-08	33-33	123	243	.506	0	1	.000	59	111	.532	150	4.5	25	42	21	18	784	305	9.2
	2008-09	34-32	146	278	.525	0	0	.000	120	168	.714	218	6.4	24	61	52	24	888	412	12.1
<b>Totals</b>		<b>123-75</b>	<b>330</b>	<b>651</b>	<b>.507</b>	<b>1</b>	<b>12</b>	<b>.083</b>	<b>221</b>	<b>347</b>	<b>.637</b>	<b>493</b>	<b>4.0</b>	<b>76</b>	<b>136</b>	<b>98</b>	<b>359</b>	<b>2261</b>	<b>882</b>	<b>7.2</b>
<b>Darryl Faulkner</b>	1979-80	17-0	5	18	.278	-	-	-	6	7	29	1.8	2	3	1	1	177	16	0.9	
<b>Mike Faulkner</b>	1970-71	26	142	291	.488	-	-	-	53	115	.461	185	7.1	22	-	-	-	803	337	13.0
	1971-72	26	169	343	.493	-	-	-	89	170	.524	250	9.6	29	-	-	-	934	427	16.4
<b>Totals</b>		<b>52</b>	<b>311</b>	<b>634</b>	<b>.491</b>	<b>-</b>	<b>-</b>	<b>-</b>	<b>142</b>	<b>285</b>	<b>.498</b>	<b>435</b>	<b>8.4</b>	<b>51</b>	<b>-</b>	<b>-</b>	<b>-</b>	<b>1737</b>	<b>764</b>	<b>14.7</b>
<b>Adlai Feather</b>	1917																			
<b>Bob Feather</b>	1946																			
<b>Mark Felix</b>	1977-78	28-6	42	95	.442	-	-	-	46	65	.708	49	1.8	88	38	0	23	421	130	4.6
	1978-79	29-15	39	100	.390	-	-	-	55	73	.753	45	1.6	90	55	2	16	534	134	4.6
<b>Totals</b>		<b>57-21</b>	<b>81</b>	<b>195</b>	<b>.415</b>	<b>-</b>	<b>-</b>	<b>-</b>	<b>101</b>	<b>138</b>	<b>.732</b>	<b>94</b>	<b>1.6</b>	<b>178</b>	<b>93</b>	<b>2</b>	<b>39</b>	<b>955</b>	<b>264</b>	<b>4.6</b>
<b>Jamal Fenton</b>	2009-10	34-0	37	97	.381	18	56	.321	26	41	.634	42	1.2	37	34	0	20	394	118	3.5
	2010-11	32-2	53	155	.342	27	87	.310	40	55	.727	48	1.5	62	44	0	32	541	173	5.4
	2011-12	35-6	83	172	.483	32	84	.381	28	42	.667	46	1.3	84	43	0	37	586	226	6.5
	2012-13	32-1	40	119	.336	19	70	.271	22	42	.524	39	1.2	42	23	0	28	464	121	3.8
<b>Totals</b>		<b>133-9</b>	<b>213</b>	<b>543</b>	<b>.392</b>	<b>96</b>	<b>297</b>	<b>.323</b>	<b>116</b>	<b>180</b>	<b>.644</b>	<b>175</b>	<b>1.3</b>	<b>225</b>	<b>144</b>	<b>1</b>	<b>117</b>	<b>1985</b>	<b>638</b>	<b>4.8</b>
<b>Cruz Fernandez</b>	1935																			
<b>Collins Ferris</b>	2003-04	19-1	9	24	.375	4	13	.308	11	13	.846	16	0.8	7	10	0	4	124	33	1.7
<b>Dan Ficek</b>	1961-62	4	1	10	.100	-	-	-	0	1	.000	6	1.5	-	-	-	-	2	0.5	
	1962-63	15	1	6	.167	-	-	-	0	5	.000	12	0.8	-	-	-	-	2	0.1	
<b>Totals</b>		<b>19</b>	<b>2</b>	<b>16</b>	<b>.125</b>	<b>-</b>	<b>-</b>	<b>-</b>	<b>0</b>	<b>6</b>	<b>.000</b>	<b>18</b>	<b>0.9</b>	<b>-</b>	<b>-</b>	<b>-</b>	<b>-</b>	<b>4</b>	<b>0.2</b>	
<b>John Field</b>	1971-72	15	13	23	.565	-	-	-	4	12	.333	9	1.1	-	-	-	-	78	30	2.0
<b>Ken Fisher</b>	1964-65	8	3	4	.750	-	-	-	0	2	.000	9	1.1	-	-	-	-	6	0.7	
	1965-66	8	2	4	.500	-	-	-	2	3	.667	2	0.3	-	-	-	-	6	0.7	
	1966-67	12	3	8	.375	-	-	-	5	7	.714	11	0.9	-	-	-	-	11	0.9	
<b>Totals</b>		<b>28</b>	<b>8</b>	<b>16</b>	<b>.571</b>	<b>-</b>	<b>-</b>	<b>-</b>	<b>7</b>	<b>12</b>	<b>.583</b>	<b>22</b>	<b>0.7</b>	<b>-</b>	<b>-</b>	<b>-</b>	<b>-</b>	<b>23</b>	<b>0.8</b>	
<b>Creighton Foraker</b>	1920																			
<b>Don Ford</b>	1972-73	27	80	190	.421	-	-	-	25	34	.735	112	3.8	-	-	-	-	587	185	6.9
<b>Marty Frain</b>	1959-60	2	0	4	.000	-	-	-	2	2	1.000	1	0.5	-	-	-	-	2	1.0	
<b>Kavossy Franklin</b>	1995-96	17-3	12	44	.273	6	17	.353	10	17	.588	26	1.5	17	7	0	7	170	40	2.4
<b>Nelson Franse</b>	1982-83	16-3	35	73	.479	-	-	-	11	11	1.000	15	0.9	16	8	0	0	274	81	5.1
	1983-84	35-35	174	312	.558	-	-	-	31	37	.838	85	2.4	60	30	0	27	1199	379	10.8
<b>Totals</b>		<b>51-38</b>	<b>209</b>	<b>385</b>	<b>.543</b>	<b>-</b>	<b>-</b>	<b>-</b>	<b>42</b>	<b>48</b>	<b>.875</b>	<b>100</b>	<b>2.0</b>	<b>76</b>	<b>38</b>	<b>0</b>	<b>27</b>	<b>1473</b>	<b>460</b>	<b>9.1</b>
<b>Stanley Frogge</b>	1942-43																			
<b>Chester Fuller</b>	1971-72	21	45	112	.402	-	-	-	59	78	.756	49	2.3	28	-	-	-	309	149	7.1
	1972-73	26	125	249	.502	-	-	-	62	85	.729	63	2.4	51	-	-	-	673	312	12.0
<b>Totals</b>		<b>47</b>	<b>170</b>	<b>361</b>	<b>.471</b>	<b>-</b>	<b>-</b>	<b>-</b>	<b>121</b>	<b>163</b>	<b>.742</b>	<b>112</b>	<b>2.4</b>	<b>79</b>	<b>-</b>	<b>-</b>	<b>-</b>	<b>982</b>	<b>461</b>	<b>9.8</b>
<b>Tim Fullmer</b>	1981-82	28-24	101	214	.472	-	-	-	33	44	.750	119	4.3	86	48	4	31	902	235	8.4
	1982-83	27-10	45	106	.425	-	-	-	15	19	.789	84	3.1	34	35	4	16	499	105	3.8
<b>Totals</b>		<b>55-34</b>	<b>146</b>	<b>320</b>	<b>.456</b>	<b>-</b>	<b>-</b>	<b>-</b>	<b>48</b>	<b>63</b>	<b>.762</b>	<b>203</b>	<b>3.7</b>	<b>120</b>	<b>83</b>	<b>8</b>	<b>47</b>	<b>1401</b>	<b>340</b>	<b>6.2</b>
<b>Joe Furstinger</b>	2014-15	29-0	24	67	.358	1	10	.100	20	35	.571	57	2.0	22	16	15	4	360	69	2.4
	2015-16	29-0	14	43	.326	0	1	.000	18	29	.621	56	1.9	13	16	19	15	334	46	1.6
	2016-17	26-5	28	53	.528	0	0	.000	31	43	.721	76	2.9	15	19	20	9	341	87	3.3
	2017-18	33-25	117	211	.555	4	24	.167	105	131	.802	225	6.8	70	49	53	22	895	343	10.4
<b>Totals</b>		<b>117-30</b>	<b>183</b>	<b>374</b>	<b>.489</b>	<b>5</b>	<b>35</b>	<b>.143</b>	<b>174</b>	<b>238</b>	<b>.731</b>	<b>414</b>	<b>3.5</b>	<b>120</b>	<b>100</b>	<b>107</b>	<b>50</b>	<b>1930</b>	<b>545</b>	<b>4.7</b>
<b>Paul Gallagos</b>	1932																			
<b>Herbert Galles, Sr.</b>	1908																			
<b>Walter Galles</b>	1908																			
<b>Tim Garrett</b>	1982-83	29-25	157	305	.515	-	-	-	49	79	.620	112	3.9	3	46	19	6	715	363	12.5
	1983-84	35-35	232	435	.533	-	-	-	76	106	.717	220	6.3	19	61	30	12	1240	540	15.4
<b>Totals</b>		<b>64-60</b>	<b>389</b>	<b>740</b>	<b>.526</b>	<b>-</b>	<b>-</b>	<b>-</b>	<b>125</b>	<b>185</b>	<b>.676</b>	<b>332</b>	<b>5.2</b>	<b>22</b>	<b>107</b>	<b>49</b>	<b>18</b>	<b>1955</b>	<b>903</b>	<b>14.1</b>
<b>Nate Garth</b>	2008-09	34-0	44	125	.352	18	60	.300	32	49	.653	38	1.1	106	61	4	22	606	138	4.1
	2009-10	34-0	40	120	.333	17	50	.340	43	60	.717	41	1.2	55	31	1	11	530	140</	

NAME	G-GS	FG	FGA	PCT	3FG	3FGA	Pct	FT	FTA	Pct	Reb	Avg	A	TO	B	S	Min	Pts	Avg	NAME	G-GS	FG	FGA	PCT	3FG	3FGA	Pct	FT	FTA	Pct	Reb	Avg	A	TO	B	S	Min	Pts	Avg
Lynn Hammond																				Greg Howard																			
Roland Hannah																				1967-68	25	127	268	.474	-	-	101	149	.678	243	9.7	-	-	-	-	361	14.4		
1998-99	31-5	41	85	.482	3	9	.333	16	27	.593	70	2.3	21	24	0	23	396	101	3.3	1968-69	20	155	277	.560	-	-	83	124	.669	212	10.6	26	-	-	-	393	19.7		
1999-00	31-8	34	76	.447	0	0	.000	24	34	.706	145	4.7	12	31	4	29	534	92	3.0	Totals	45	282	545	.517	-	-	184	273	.674	455	10.1	-	-	-	-	794	16.8		
Totals	62-13	75	161	.466	3	9	.333	40	61	.655	215	3.5	33	55	4	52	930	193	3.1	Jim Howard																			
George Hannett																				1963-64	16	11	25	.440	-	-	10	14	.714	20	1.3	-	-	-	-	32	2.0		
1936-38																				1964-65	27	21	51	.412	-	-	23	28	.821	24	0.9	-	-	-	-	65	2.5		
Ken Hansen																				1965-66	24	53	132	.400	-	-	70	85	.824	99	4.1	-	-	-	-	176	7.3		
1952-53	4	1	2	.500	-	-	-	1	2	.500	0	0.0	-	-	-	-	-	3	0.8	Totals	67	85	208	.409	-	-	103	127	.811	143	2.1	-	-	-	-	273	4.1		
1953-54	6	4	13	.306	-	-	-	6	10	.600	3	0.5	-	-	-	-	-	14	2.3	Willie Howard																			
1954-55	5	2	10	.200	-	-	-	1	4	.250	3	0.6	-	-	-	-	-	5	1.0	1976-77	30	172	336	.512	-	-	56	96	.583	190	6.3	32	-	-	-	796	400	13.3	
Totals	15	7	25	.280	-	-	-	8	16	.500	6	0.4	-	-	-	-	-	22	1.5	1977-78	28-10	150	270	.556	-	-	64	104	.615	139	5.0	25	70	23	22	570	364	13.0	
A.J. Hardeman																				Totals	58	322	606	.531	-	-	120	200	.600	329	5.7	57	120	23	22	570	364	13.0	
2008-09	33-2	33	63	.524	0	2	.000	8	28	.286	70	2.1	3	19	16	8	296	74	2.2	Douglas Howden																			
2009-10	35-35	100	188	.532	0	0	.000	45	95	.474	191	5.5	12	31	44	23	804	245	7.0	Allen Hubinger																			
2010-11	34-24	102	198	.515	0	0	.000	53	84	.631	148	4.4	20	52	21	19	765	257	7.6	1950-51	18	30	86	.348	-	-	20	38	.526	67	3.8	4	-	-	-	80	4.5		
2011-12	35-35	62	126	.492	0	1	.000	36	81	.444	120	3.4	20	50	19	18	751	160	4.6	Jordan Hunter																			
Totals	137-96	297	575	.517	0	3	.000	142	288	.493	529	3.9	55	152	100	68	2616	736	5.4	2015-16	28-1	23	53	.434	10	24	.417	7	10	.700	26	0.9	31	26	1	14	253	63	2.3
Blake Harden																				2016-17	29-12	49	109	.450	20	46	.435	45	53	.849	58	2.0	75	40	1	15	575	163	5.6
2004-05	22-0	5	12	.417	1	2	.500	7	9	.778	16	0.7	8	11	1	3	108	18	0.8	2017-18	57-13	72	162	.444	30	70	.429	52	63	.825	84	1.5	106	66	2	29	828	226	4.0
2005-06	28-10	26	44	.591	9	18	.500	9	15	.600	52	1.9	19	22	0	18	386	70	2.5	R. Hutchinson																			
Totals	50-10	31	56	.554	10	20	.500	16	24	.667	68	1.4	27	33	1	21	494	88	1.8	Latif Hyder																			
Bernard Hardin																				Sean Imadiyi																			
1972-73	27	146	330	.442	-	-	-	46	95	.484	185	6.9	52	-	-	-	757	338	12.5	2006-07	14-0	6	11	.545	0	0	.000	4	8	.500	8	0.6	1	5	0	0	63	16	1.1
1973-74	28	200	374	.535	-	-	-	80	129	.620	165	5.9	36	-	-	-	758	480	17.1	Carl Imboden																			
Totals	55	346	704	.491	-	-	-	126	224	.563	350	6.4	88	-	-	-	1515	818	14.9	Tim Jacobs																			
Ira Harge																				2014-15	29-2	38	80	.475	2	21	.095	23	42	.548	72	2.5	87	32	1	15	605	101	3.5
1962-63	25	196	362	.542	-	-	-	135	214	.631	331	13.2	-	-	-	-	527	21.1	2015-16	26-0	9	19	.474	4	5	.800	6	9	.667	40	1.5	39	18	1	10	251	28	1.1	
1963-64	29	175	405	.432	-	-	-	139	214	.649	305	10.5	-	-	-	-	489	16.8	Totals	55-2	47	99	.475	6	26	.231	29	51	.569	112	2.0	126	50	2	25	856	129	2.3	
Totals	54	371	767	.484	-	-	-	274	428	.640	636	11.8	-	-	-	-	1016	18.8	Antino Jackson																				
L.M. Harkness																				2017-18	33-23	112	275	.407	69	178	.388	51	67	.761	68	2.1	151	80	0	47	774	344	10.4
Jackson Harris																				Vance Jackson																			
Jalen Harris																				2017-18	Redshirt																		
2016-17	31-18	47	107	.439	7	27	.259	38	51	.745	56	1.8	72	40	3	25	639	139	4.5	2018-19	32-16	137	338	.405	57	172	.331	89	137	.650	224	7.0	85	80	4	35	889	420	13.1
Johnnie Harris																				2019-20	28-28	101	244	.414	50	146	.342	60	84	.714	147	5.3	36	59	9	28	759	312	11.1
2007-08	33-9	40	63	.635	0	0	.000	10	24	.417	62	1.9	13	22	4	6	403	90	2.7	Totals	60-44	238	582	.409	107	318	.336	149	221	.674	371	6.2	121	139	13	63	1648	732	12.2
Ralph Haryman																				Khari Xaron																			
1958-59	22	63	190	.331	-	-	-	33	45	.733	68	3.1	-	-	-	-	159	7.2	1990-91	25-12	78	134	.582	0	0	.000	26	75	.347	98	3.9	13	42	23	22	460	182	7.3	
1959-60	11	16	39	.410	-	-	-	12	13	.923	17	1.5	-	-	-	-	44	4.0	1991-92	33-33	138	218	.633	3	4	.750	46	98	.469	245	7.4	28	50	109	38	1028	325	9.9	
Totals	33	79	229	.345	-	-	-	45	58	.776	85	2.6	-	-	-	-	203	6.2	1992-93	31-31	152	269	.565	2	4	.500	49	133	.368	229	7.4	43	66	88	47	1010	355	11.5	
Jeff Hart																				Totals	89-76	368	621	.593	5	8	.625	121	306	.395	572	6.4	84	158	220	107	2498	862	9.7
2002-03	28-5	32	82	.390	25	69	.362	10	17	.588	27	1.0	23	16	2	5	443	99																					



NAME	G-GS	FG	FGA	PCT	3FG	3FGA	Pct	FT	FTA	Pct	Reb	Avg	A	TO	B	S	Min	Pts	Avg	NAME	G-GS	FG	FGA	PCT	3FG	3FGA	Pct	FT	FTA	Pct	Reb	Avg	A	TO	B	S	Min	Pts	Avg		
Michael McCowan	2002-03	18-3	4	9	.444	0	0	.000	5	9	.556	18	1.0	3	6	12	1	137	13	0.7	John Mulligan	1971-72	15	26	55	.473	-	-	-	10	12	833	29	1.9	10	-	-	-	138	62	4.1
Vladimir McCrary	1990-91	25-7	96	165	.582	0	0	.000	46	70	.657	104	4.2	21	47	7	18	526	238	9.5	Leo Murphy	1914																			
Totals	55-37	100	197	.508	0	0	.000	116	166	.699	304	5.5	67	109	17	47	1423	508	9.2	William Murphy	1936																				
Eli McCullough	1956-57	2	0	0	.000	-	-	-	0	1	.000	2	1.0	-	-	-	-	0	0.0	Tim Myles	2013-14	1-0	0	0	.000	0	0	.000	0	0	.000	2	2.0	0	1	0	0	4	0	0.0	
Totals	9	5	22	.227	-	-	-	8	11	.727	13	1.9	-	-	-	-	-	18	2.5	J.J. N'Ganga	2014-15	29-0	36	61	.590	0	0	.000	22	36	.611	48	1.7	6	31	5	1	344	94	3.2	
Lavon McDonald	1946																			Gabe Nava	1971-72	22	43	121	.355	-	-	-	36	54	.667	44	2.0	46	-	-	-	467	122	5.5	
Phillip McDonald	2008-09	33-33	88	198	.444	34	93	.366	32	49	.653	103	3.1	34	27	7	23	672	242	7.3	1972-73	27	70	162	.432	-	-	-	31	56	.554	52	1.9	45	-	-	-	504	181	6.7	
Totals	133-100	397	934	.425	207	548	.378	145	206	.704	402	3.0	116	132	25	62	2951	1146	8.6	1973-74	29	128	298	.429	-	-	-	39	62	.629	67	2.3	89	-	-	-	843	295	10.2		
Claus McDougall	1943																			Totals	68	241	581	.415	-	-	-	106	172	.616	163	2.4	180	-	-	-	1814	598	8.8		
Jack McEwen	1943																			Cullen Neal	2013-14	34-3	75	201	.373	42	117	.359	51	71	.718	58	1.7	65	64	0	12	677	243	7.1	
Keith McGee	2018-19	29-12	93	209	.445	42	103	.408	35	44	.795	40	1.4	52	51	3	23	587	263	9.1	2014-15	3-3	13	35	.371	8	16	.500	17	20	.850	4	1.3	11	7	0	2	89	51	17.0	
Totals	60-14	164	359	.457	73	188	.388	44	59	.746	89	1.5	76	74	6	34	1082	445	7.4	2015-16	31-31	120	343	.350	53	162	.327	87	117	.744	86	2.8	114	101	0	25	937	380	12.3		
Tom McGhan	1970																			Totals	68-37	208	579	.399	103	295	.349	155	208	.745	148	2.2	190	172	0	39	1703	674	9.9		
Orie McGuire	1931-33																			Alfred Neale	2003-04	28-25	80	192	.417	39	116	.336	47	68	.691	150	5.4	35	40	23	22	774	246	8.8	
Joe McKay	1960-61	23	112	303	.371	-	-	-	80	116	.690	94	4.1	-	-	-	-	304	13.2	2004-05	33-13	121	232	.522	59	145	.407	40	57	.702	144	4.4	51	32	6	16	868	341	10.3		
Totals	74	333	886	.376	-	-	-	220	306	.719	172	2.3	-	-	-	-	-	880	11.9	Totals	61-38	201	424	.474	98	261	.375	87	125	.696	294	4.8	86	72	29	38	1,642	597	9.6		
Andre McGee	1989-90	28-0	14	47	.298	9	27	.333	20	27	.750	22	0.8	46	31	2	14	306	57	2.0	Larry Neely	1957-58	18	12	46	.261	-	-	-	8	19	.421	37	2.1	-	-	-	-	32	1.7	
Darrell McGee	1986-87	34-1	36	73	.493	6	15	.400	33	48	.688	47	1.4	54	39	2	20	420	111	3.3	1958-59	19	28	92	.304	-	-	-	29	58	.500	73	3.8	-	-	-	-	85	4.4		
Totals	137-104	335	734	.456	118	296	.399	189	267	.707	341	2.5	684	294	5	168	3792	977	7.1	Totals	37	40	138	.290	-	-	-	37	77	.481	110	3.0	-	-	-	-	117	3.2			
Chris McNeal	2017-18	34-19	102	274	.372	56	178	.315	63	83	.759	62	1.8	93	64	0	26	832	323	9.5	Emmanuel Ngedu	2010-11	10-0	15	29	.517	0	2	.000	17	30	.567	54	5.4	5	12	8	4	144	47	4.7
Totals	118-42	267	495	.539	3	17	.176	133	191	.696	350	3.0	116	131	7	10	1619	580	4.9	Ron Nelson	1966-67	24	82	208	.394	-	-	-	36	45	.800	76	3.2	-	-	-	-	198	8.2		
Mickey Miller	1941-43																			1967-68	28	165	487	.437	-	-	-	120	146	.822	122	4.4	-	-	-	-	546	19.5			
Darryl Minniefield	1971-72	26	124	239	.519	-	-	-	39	68	.574	255	9.8	39	-	-	-	749	287	11.0	Totals	52	247	695	.355	-	-	-	156	191	.817	198	3.8	-	-	-	-	744	14.3		
Totals	53	280	499	.561	-	-	-	81	149	.543	519	9.8	84	-	-	-	-	1543	641	12.1	Michael Nesbitt	1951-52	5-0	2	4	.500	0	1	.000	0	1	.000	3	0.6	0	0	0	0	8	4	0.8
Jim Mitchell	1952-53	17	21	71	.296	-	-	-	21	25	.840	49	2.9	-	-	-	-	63	3.7	1952-93	86	187	.460	47	108	.435	24	33	.727	93	3.0	18	12	5	11	667	243	7.8			
Totals	28	28	93	.301	-	-	-	27	33	.818	70	2.5	-	-	-	-	-	83	3.0	1993-94	31-31	133	328	.405	71	186	.382	78	97	.804	169	5.5	49	44	8	15	1069	415	13.4		
Mike Mondragon	2017-18	6-0	1	1	1.000	-	-	-	1	2	-	-	1.0	2	-	-	-	12	2	0.3	Totals	62-40	219	515	.426	118	294	.401	102	130	.785	262	4.2	67	56	13	26	1746	658	10.6	
Totals	31-2	17	34	.500	0	0	.000	9	22	.409	37	1.2	11	13	0	0	205	43	1.4	Rob Newton	1987-88	32-0	22	52	.423	0	1	.000	5	8	.625	30	0.9	8	13	3	4	196	49	1.5	
Ben Monroe	1964-65	27	103	244	.422	-	-	-	38	63	.603	211	7.8	-	-	-	-	244	9.0	1989-90	26-0	53	83	.639	0	0	.000	23	55	.418	80	3.1	4	23	6	5	295	129	5.0		
Totals	78	413	944	.438	-	-	-	134	220	.609	628	8.1	-	-	-	-	-	960	12.3	1990-91	29-0	17	44	.386	0	0	.000	10	20	.500	50	1.7	8	11	5	4	229	44	1.5		
Frank Montoya	1934-35																			Totals	87-0	92	179	.514	0	1	.000	38	83	.458	160	1.8	20	47	14	13	720	222	2.6		
Mariano Montoya	1935																			Norman Nuckolls	1997-98	10-0	5	12	.417	0	0	.000	3	4	.750	17	1.7	2	1	2	1	22	13	1.3	
Sonny Montoya	1952-53	4	0	1	.000	-	-	-	3	3	1.000	0	0.0	-	-	-	-	3	0.8	1951-52	9	1	9	.111	-	-	-	3	5	.600	6	0.8	-	-	-	-	5	0.6			
Totals	10	3	13	.231	-	-	-	4	8	.500	10	0.7	-	-	-	-	-	10	0.7	1952-53	23	76	230	.330	-	-	-	65	84	.775	145	6.3	-	-	-	-	217	9.4			
Randal Moos	1985-86	9-0	6	9	.667	-	-	-	0	2	.000	4	0.4	1	2	0	1	17	12	1.3	1953-54	22	113	342	.330	-	-	-	94	116	.810	196	8.9	-	-	-	-	320	14.5		
Bill Morgan	1964-65	27	120	296	.405	-	-	-	54	92	.586	192	7.1	-	-	-	-	294	10.9	Totals	45	189	572	.330	-	-	-	159	200	.795	341	7.6	-	-	-	-	537	11.9			
Totals	78	313	728	.430	-	-	-	164	267	.614	570	7.3	-	-	-	-	-	800	10.3	Royce Olney	1994-95	30-3	40	109	.367	18	50	.360	41	67	.612	54	1.8	62							

NAME	G-GS	FG	FGA	PCT	3FG	3FGA	Pct	FT	FTA	Pct	Reb	Avg	A	TO	B	S	Min	Pts	Avg	NAME	G-GS	FG	FGA	PCT	3FG	3FGA	Pct	FT	FTA	Pct	Reb	Avg	A	TO	B	S	Min	Pts	Avg		
<b>Jim Patterson</b>																				<b>Tommy Roberts</b>																					
1963-64	21	19	46	.413	-	-	-	11	25	.440	44	2.1	-	-	-	-	49	2.3		1970-71	26	17	43	.405	-	-	-	37	44	.841	31	1.2	36	-	-	297	71	2.7			
1964-65	13	11	29	.478	-	-	-	10	19	.526	29	2.2	-	-	-	-	32	2.4		1971-72	26	69	157	.439	-	-	-	118	135	.874	54	2.1	110	-	-	958	256	9.8			
1965-66	24	110	245	.449	-	-	-	60	92	.652	138	5.8	-	-	-	-	280	11.6		1972-73	27	79	198	.399	-	-	-	33	46	.717	53	2.0	88	-	-	725	191	7.1			
<b>Totals</b>	<b>58</b>	<b>140</b>	<b>320</b>	<b>.438</b>	-	-	-	<b>81</b>	<b>136</b>	<b>.596</b>	<b>211</b>	<b>3.6</b>	-	-	-	-	<b>361</b>	<b>6.2</b>		<b>Totals</b>	<b>79</b>	<b>165</b>	<b>398</b>	<b>.415</b>	-	-	-	<b>188</b>	<b>225</b>	<b>.836</b>	<b>138</b>	<b>1.8</b>	<b>234</b>	-	-	<b>1980</b>	<b>518</b>	<b>6.6</b>			
<b>Mike Patterson</b>																				<b>Dave Robertson</b>																					
1973-74	24	23	54	.426	-	-	-	10	15	.667	48	2.0	9	-	-	-	173	56	2.3		1949																				
1974-75	15	30	65	.462	-	-	-	6	15	.400	30	2.0	9	-	-	-	188	66	4.4		1944																				
1975-76	26	77	141	.546	-	-	-	45	72	.625	120	4.6	11	-	-	-	508	199	7.7		1944																				
<b>Totals</b>	<b>65</b>	<b>130</b>	<b>260</b>	<b>.500</b>	-	-	-	<b>61</b>	<b>102</b>	<b>.598</b>	<b>198</b>	<b>3.0</b>	<b>29</b>	-	-	-	<b>872</b>	<b>321</b>	<b>4.9</b>																						
<b>Cody Payne</b>																				<b>D. Robinson</b>																					
2001-02	21-0	22	44	.500	3	13	.231	12	24	.500	61	2.9	7	13	4	8	241	59	2.8		1978-79	29-12	80	189	.423	-	-	-	11	22	.500	109	3.8	7	24	17	11	477	169	5.8	
John Pease																					1979-80	2-2	7	21	.333	-	-	-	2	3	.667	9	4.5	3	3	2	62	16	8.0		
<b>Monquel Pegues</b>																					<b>Totals</b>	<b>31-14</b>	<b>87</b>	<b>210</b>	<b>.414</b>	-	-	-	<b>13</b>	<b>25</b>	<b>.520</b>	<b>118</b>	<b>3.8</b>	<b>10</b>	<b>27</b>	<b>20</b>	<b>13</b>	<b>539</b>	<b>185</b>	<b>5.9</b>	
2007-08	33-0	18	75	.240	0	0	.000	26	46	.565	82	2.5	3	28	6	5	381	62	1.9		<b>John Robinson II</b>																				
Stan Pena																					1998-99	34-30	110	297	.370	54	154	.351	72	97	.742	87	2.6	162	96	1	35	1169	346	10.2	
Martin Peralta																					1999-00	11-2	15	41	.366	7	17	.412	8	10	.800	18	1.6	22	20	0	15	176	45	4.1	
<b>Tavian Percy</b>																					<b>Totals</b>	<b>45-32</b>	<b>125</b>	<b>338</b>	<b>.370</b>	<b>61</b>	<b>171</b>	<b>.357</b>	<b>80</b>	<b>107</b>	<b>.748</b>	<b>105</b>	<b>2.3</b>	<b>184</b>	<b>116</b>	<b>1</b>	<b>50</b>	<b>1345</b>	<b>391</b>	<b>8.7</b>	
2018-19	23-6	10	34	.394	5	20	.250	5	9	.556	20	0.9	9	6	1	8	169	30	1.3		<b>Jimmy Rogers</b>																				
2019-20	23-2	15	29	.517	6	14	.429	3	5	.600	16	0.7	14	5	1	4	241	39	1.7		1987-88	36-0	91	160	.569	12	30	.400	78	114	.684	101	2.8	71	42	3	27	778	272	7.6	
<b>Totals</b>	<b>46-8</b>	<b>25</b>	<b>63</b>	<b>.397</b>	<b>11</b>	<b>34</b>	<b>.324</b>	<b>8</b>	<b>14</b>	<b>.571</b>	<b>36</b>	<b>0.8</b>	<b>23</b>	<b>11</b>	<b>2</b>	<b>12</b>	<b>410</b>	<b>69</b>	<b>1.5</b>		Mel Rogers																				
<b>Chris Perez</b>																					1979-80	8-0	3	6	.500	-	-	-	2	3	.667	3	0.4	1	1	0	2	17	8	1.0	
2010-11	5-0	1	3	.333	0	0	.000	0	0	.000	1	0.2	1	1	0	0	9	2	0.4		<b>Don Rose</b>																				
2011-12	7-0	1	3	.333	0	1	.000	2	4	.500	0	0.0	0	1	0	0	9	4	0.6		1965-66	17	11	24	.458	-	-	-	7	11	.636	18	-	-	-	-	-	-	29	1.7	
2012-13	1-0	0	0	.000	0	0	.000	1	2	.500	0	0.0	0	1	0	0	0	1	1.0		<b>Toby Roybal</b>																				
2013-14	2-1	1	3	.333	0	1	.000	0	0	.000	0	0.0	0	1	0	0	7	2	1.0		1952-53	14	59	162	.364	-	-	-	59	87	.678	79	5.6	-	-	-	-	-	177	12.6	
<b>Totals</b>	<b>15-1</b>	<b>3</b>	<b>9</b>	<b>.333</b>	<b>0</b>	<b>2</b>	<b>.000</b>	<b>3</b>	<b>6</b>	<b>.500</b>	<b>1</b>	<b>0.1</b>	<b>2</b>	<b>3</b>	<b>0</b>	<b>25</b>	<b>9</b>	<b>0.6</b>		1953-54	20	118	348	.339	-	-	-	99	133	.744	144	7.2	-	-	-	-	-	335	16.7		
<b>Tony Persie</b>																					1955-56	22	141	391	.361	-	-	-	161	221	.728	155	7.0	-	-	-	-	-	448	20.4	
1980-81	23-20	79	172	.459	-	-	-	21	36	.583	101	4.4	24	44	2	18	627	179	7.8		<b>Totals</b>	<b>56</b>	<b>318</b>	<b>901</b>	<b>.353</b>	-	-	-	<b>319</b>	<b>442</b>	<b>.722</b>	<b>378</b>	<b>6.8</b>	-	-	-	-	-	<b>960</b>	<b>17.1</b>	
<b>Dick Peterson</b>																				Charles Ruth																					
1957-58	16	37	101	.366	-	-	-	27	43	.628	104	6.5	-	-	-	-	-	-	101	6.3																					
1958-59	22	48	145	.331	-	-	-	66	98	.673	139	6.3	-	-	-	-	-	-	162	7.3																					
<b>Totals</b>	<b>38</b>	<b>85</b>	<b>246</b>	<b>.346</b>	-	-	-	<b>93</b>	<b>141</b>	<b>.660</b>	<b>243</b>	<b>6.4</b>	-	-	-	-	-	-	<b>263</b>	<b>6.9</b>																					
<b>John Peterson</b>																					1973-74	29	132	251	.526	-	-	-	58	83	.699	189	6.5	67	-	-	-	-	866	322	11.1
1950-51	3	2	8	.250	-	-	-	8	15	.532	9	3.0	0	-	-	-	-	-	12	4.0																					
Don Phillips																					<b>Totals</b>	<b>82</b>	<b>270</b>	<b>536</b>	<b>.503</b>	-	-	-	<b>142</b>	<b>200</b>	<b>.710</b>	<b>319</b>	<b>3.9</b>	<b>142</b>	-	-	-	-	<b>1999</b>	<b>679</b>	<b>8.3</b>
<b>Sean Phaler</b>																					1925-26																				
2004-05	27-0	18	46	.391	10	32	.313	22	26	.846	28	1.0	5	11	2	3	11	68	2.5		1936-38																				
<b>Winston Pickering</b>																					1943-44																				
1956-57	5	4	13	.308	-	-	-	0	1	.000	14	2.8	-	-	-	-	-	-	8	1.6																					
1957-58	2	0	1	.000	-	-	-	0	0	.000	0	0.0	-	-	-	-	-	-	0	0.0																					
<b>Totals</b>	<b>7</b>	<b>4</b>	<b>14</b> </																																						

NAME	G-GS	FG	FGA	PCT	3FG	3FGA	Pct	FT	FTA	Pct	Reb	Avg	A	TO	B	S	Min	Pts	Avg	NAME	G-GS	FG	FGA	PCT	3FG	3FGA	Pct	FT	FTA	Pct	Reb	Avg	A	TO	B	S	Min	Pts	Avg	
Jerome Shanks																				Tony Steffan																				
1976-77	8	2	8	.250	-	-	-	1	1	1.000	9	1.1	0	-	-	-	37	5	0.6	1988-89	10-0	4	8	.500	2	4	500	0	3	000	2	0.2	0	1	2	15	10	1.0		
1977-78	15-0	9	20	.450	-	-	-	4	8	500	23	1.5	4	10	0	3	62	22	1.5	1989-90	10-0	4	8	.500	2	6	333	3	4	750	4	0.4	0	1	0	1	20	13	1.3	
<b>Totals</b>	<b>23</b>	<b>11</b>	<b>28</b>	<b>.393</b>	-	-	-	<b>5</b>	<b>9</b>	<b>.556</b>	<b>32</b>	<b>1.4</b>	<b>4</b>	<b>10</b>	<b>-</b>	<b>-</b>	<b>99</b>	<b>27</b>	<b>1.2</b>	<b>Totals</b>	<b>20-0</b>	<b>8</b>	<b>16</b>	<b>.500</b>	<b>4</b>	<b>10</b>	<b>.400</b>	<b>3</b>	<b>7</b>	<b>.429</b>	<b>6</b>	<b>0.3</b>	<b>0</b>	<b>2</b>	<b>1</b>	<b>3</b>	<b>35</b>	<b>23</b>	<b>1.2</b>	
Clayton Shields																				Steve Stephens																				
1994-95	30-25	116	240	.483	32	88	.364	50	76	.658	142	4.7	33	61	10	22	696	314	10.5	1969-70	21	16	42	.381	-	-	-	13	21	.619	37	1.8	5	-	-	211	45	2.1		
1995-96	33-33	168	350	.480	67	164	.409	74	113	.655	214	6.5	50	79	19	21	1018	477	14.5	Michael Stewart																				
1996-97	33-33	172	364	.473	96	226	.425	72	94	.766	186	5.6	62	58	17	30	1042	512	15.5	1970-71	26	41	111	.369	-	-	-	30	62	.484	129	5.0	25	-	-	-	573	112	4.3	
1997-98	32-32	184	405	.457	90	221	.407	74	101	.733	216	6.8	54	48	16	38	1109	534	16.7	1971-72	26	44	117	.376	-	-	-	16	26	615	83	3.2	15	-	-	-	429	104	4.0	
<b>Totals</b>	<b>128-123</b>	<b>641</b>	<b>1359</b>	<b>.472</b>	<b>285</b>	<b>699</b>	<b>.408</b>	<b>270</b>	<b>384</b>	<b>.703</b>	<b>758</b>	<b>5.9</b>	<b>199</b>	<b>246</b>	<b>62</b>	<b>111</b>	<b>3865</b>	<b>1837</b>	<b>14.4</b>	1972-73	27	55	114	.482	-	-	-	24	31	.774	99	3.7	23	-	-	-	339	134	5.0	
Linus Shields																				<b>Totals</b>	<b>79</b>	<b>140</b>	<b>342</b>	<b>.409</b>	-	-	-	<b>70</b>	<b>119</b>	<b>.588</b>	<b>311</b>	<b>3.9</b>	<b>63</b>	-	-	-	<b>1341</b>	<b>350</b>	<b>4.4</b>	
Robert Shirley																				Mike Stewart																				
Sam Shortle																				1975-76	4	1	2	.500	-	-	-	0	0	.000	1	0.3	2	-	-	-	26	2	0.5	
Steve Shropshire																				1976-77	12	5	9	.556	-	-	-	0	3	.000	8	0.7	0	-	-	-	35	10	0.9	
1966-67	20	8	29	.276	-	-	-	4	7	.571	18	0.9	-	-	-	-	-	-	20	1.0	1977-78	28-0	28	66	.424	-	-	-	24	35	.686	39	1.4	25	23	1	19	296	80	2.9
1967-68	27	30	83	.361	-	-	-	17	28	.607	85	3.1	-	-	-	-	-	-	77	2.9	1978-79	29-5	81	170	.476	-	-	-	40	51	.784	86	3.0	33	30	0	26	562	192	6.6
1968-69	26	88	201	.438	-	-	-	22	42	.524	109	4.2	82	-	-	-	-	-	208	8.0	<b>Totals</b>	<b>73</b>	<b>115</b>	<b>247</b>	<b>.466</b>	-	-	-	<b>64</b>	<b>89</b>	<b>.719</b>	<b>134</b>	<b>1.8</b>	<b>60</b>	-	-	-	<b>919</b>	<b>284</b>	<b>3.9</b>
<b>Totals</b>	<b>73</b>	<b>126</b>	<b>313</b>	<b>.403</b>	-	-	-	<b>43</b>	<b>77</b>	<b>.558</b>	<b>212</b>	<b>2.9</b>	-	-	-	-	-	-	<b>305</b>	<b>4.2</b>	Earl Stockton																			
Floyd Siegel																				Bill Stockton																				
1955-56	20	61	152	.401	-	-	-	52	68	.764	92	4.6	-	-	-	-	-	-	174	8.7	Walter Stome																			
1956-57	19	38	97	.391	-	-	-	53	66	.803	74	3.9	-	-	-	-	-	-	129	6.8	Frank Stortz																			
1957-58	5	11	25	.440	-	-	-	4	4	1.000	16	3.2	-	-	-	-	-	-	26	5.2	Abe Stowell																			
<b>Totals</b>	<b>44</b>	<b>110</b>	<b>274</b>	<b>.401</b>	-	-	-	<b>109</b>	<b>138</b>	<b>.789</b>	<b>182</b>	<b>4.1</b>	-	-	-	-	-	-	<b>329</b>	<b>7.5</b>	Grower Strong																			
Omar Sierra																				Frank Strubel																				
1989-90	19-5	13	25	.520	0	0	.000	6	15	.400	38	2.0	4	13	0	1	153	32	1.7	1961-62	9	4	19	.211	-	-	-	4	8	.500	10	1.1	-	-	-	-	12	1.3		
Troy Simons																				Bill Swenson																				
2017-18	29-13	96	242	.397	53	146	.363	41	52	.788	89	3.1	42	32	5	52	675	286	9.9	1950-51	24	72	195	.320	-	-	-	41	83	.494	149	6.2	18	-	-	-	185	7.7		
Jachai Simmons																				1951-52																				
2017-18	25-10	33	81	.407	14	43	.326	4	8	.500	41	1.6	18	14	7	18	341	84	3.4	Dave Syme																				
Shawn Simpson																				1954-55	22	57	196	.291	-	-	-	19	51	.374	79	3.6	-	-	-	-	133	6.0		
1994-95	30-2	53	88	.602	0	0	.000	34	83	.410	87	2.9	19	26	41	9	465	140	4.4	1955-56	22	60	195	.308	-	-	-	13	25	.520	79	3.6	-	-	-	-	133	8.0		
1995-96	13-6	20	35	.571	0	0	.000	10	18	.556	45	3.5	6	14	6	8	178	50	3.8	1956-57	8	4	9	.444	-	-	-	1	3	.333	8	1.0	-	-	-	-	9	1.1		
<b>Totals</b>	<b>43-8</b>	<b>73</b>	<b>123</b>	<b>.593</b>	<b>0</b>	<b>0</b>	<b>.000</b>	<b>44</b>	<b>101</b>	<b>.436</b>	<b>132</b>	<b>3.1</b>	<b>25</b>	<b>40</b>	<b>47</b>	<b>17</b>	<b>643</b>	<b>190</b>	<b>4.4</b>	<b>Totals</b>	<b>52</b>	<b>121</b>	<b>400</b>	<b>.301</b>	-	-	-	<b>33</b>	<b>79</b>	<b>.418</b>	<b>166</b>	<b>3.2</b>	-	-	-	-	<b>275</b>	<b>5.3</b>		
Fred Sims																				Ray Tanner																				
1958-59	22	71	239	.297	-	-	-	41	80	.512	209	9.5	-	-	-	-	-	-	183	8.3	Larry Tarrance																			
Paul Sjodal																				1980-81	25-4	23	53	.434	-	-	-	19	36	.528	94	3.8	10	25	8	10	393	65	2.6	
Thomas Skinner																				1981-82	28-24	74	138	.536	-	-	-	49	72	.681	163	5.8	42	57	13	22	606	197	7.0	
Dale Slaughter																				<b>Totals</b>	<b>53-28</b>	<b>97</b>	<b>191</b>	<b>.508</b>	-	-	-	<b>68</b>	<b>108</b>	<b>.630</b>	<b>257</b>	<b>4.8</b>	<b>52</b>	<b>82</b>	<b>21</b>	<b>32</b>	<b>999</b>	<b>262</b>	<b>4.9</b>	
1975-76	24	89	189	.471	-	-	-	18	30	.600	38	1.6	22	-	-	-	436	196	8.2	J. Tascher																				
Bruce Shimala																				1980-81	30-8	47	93	.505	25	57	.439	48	63	.762	52	1.7	113	34	1	36	763	167	5.6	
1963-64	3	1	4	.250	-	-	-	0	0	.000	1	0.3	-	-																										



**ALL-TIME LETTERMEN**

**2020-21 LOBO BASKETBALL**

NAME	G-GS	FG	FGA	PCT	3FG	3FGA	Pct	FT	FTA	Pct	Reb	Avg	A	TO	B	S	Min	Pts	Avg	NAME	G-GS	FG	FGA	PCT	3FG	3FGA	Pct	FT	FTA	Pct	Reb	Avg	A	TO	B	S	Min	Pts	Avg
<b>Jack Waldron</b>																				<b>Ricky Williams</b>																			
1954-55	24	82	237	.345	-	-	-	75	107	.700	105	4.4	-	-	-	-	239	9.9	1974-75	21	35	90	.389	-	-	-	33	49	.673	31	1.5	15	-	-	300	103	4.9		
1955-56	8	6	30	.200	-	-	-	16	21	.762	17	2.1	-	-	-	-	239	4.0	1975-76	26	127	261	.487	-	-	-	70	94	.745	54	2.1	102	-	-	842	324	12.5		
<b>Totals</b>	<b>32</b>	<b>88</b>	<b>267</b>	<b>.330</b>	-	-	-	<b>91</b>	<b>128</b>	<b>.711</b>	<b>122</b>	<b>3.8</b>	-	-	-	-	<b>267</b>	<b>8.3</b>	<b>Totals</b>	<b>47</b>	<b>162</b>	<b>351</b>	<b>.462</b>	-	-	-	<b>103</b>	<b>143</b>	<b>.720</b>	<b>85</b>	<b>1.8</b>	<b>117</b>	-	-	<b>1142</b>	<b>427</b>	<b>9.1</b>		
<b>Damion Walker</b>																				<b>Tim Williams</b>																			
1998-99	29-24	89	170	.524	0	6	.000	104	133	.782	129	4.4	24	49	15	8	548	282	9.7	2015-16	32-32	215	356	.604	0	0	.000	109	163	.669	237	7.4	33	48	39	19	1078	539	16.8
1999-00	32-32	121	237	.553	1	7	.143	140	173	.809	194	6.1	20	74	31	18	904	403	12.6	2016-17	22-21	149	265	.562	1	5	.200	83	120	.692	157	6.9	33	39	14	12	736	382	17.4
<b>Totals</b>	<b>61-56</b>	<b>220</b>	<b>407</b>	<b>.541</b>	<b>1</b>	<b>13</b>	<b>.008</b>	<b>244</b>	<b>306</b>	<b>.797</b>	<b>323</b>	<b>5.3</b>	<b>44</b>	<b>123</b>	<b>46</b>	<b>26</b>	<b>1452</b>	<b>685</b>	<b>11.2</b>	<b>Totals</b>	<b>54-53</b>	<b>364</b>	<b>621</b>	<b>.586</b>	<b>1</b>	<b>5</b>	<b>.200</b>	<b>192</b>	<b>283</b>	<b>678</b>	<b>389</b>	<b>7.2</b>	<b>66</b>	<b>87</b>	<b>53</b>	<b>31</b>	<b>1814</b>	<b>921</b>	<b>17.1</b>
<b>Demetrius Walker</b>																				<b>Wallace Williams</b>																			
2011-12	35-1	75	193	.389	28	81	.346	80	106	.755	97	2.8	62	54	2	12	588	258	7.4	1980-81	25-3	26	67	.388	-	-	-	37	44	.840	23	0.9	17	28	1	6	307	89	3.6
2012-13	23-4	36	102	.353	20	50	.400	23	36	.639	27	1.2	15	30	4	12	354	115	5.0	1992-93	10-0	6	19	.316	0	0	.000	4	7	.571	9	0.9	1	2	0	1	35	16	1.6
<b>Totals</b>	<b>58-5</b>	<b>111</b>	<b>295</b>	<b>.376</b>	<b>48</b>	<b>131</b>	<b>.366</b>	<b>103</b>	<b>142</b>	<b>.725</b>	<b>124</b>	<b>2.1</b>	<b>77</b>	<b>84</b>	<b>6</b>	<b>24</b>	<b>942</b>	<b>373</b>	<b>6.4</b>	<b>Totals</b>	<b>22-0</b>	<b>15</b>	<b>39</b>	<b>.385</b>	<b>0</b>	<b>0</b>	<b>.000</b>	<b>3</b>	<b>4</b>	<b>.750</b>	<b>23</b>	<b>1.9</b>	<b>0</b>	<b>0</b>	<b>2</b>	<b>1</b>	<b>47</b>	<b>21</b>	<b>1.8</b>
<b>Donnie Walker</b>																				<b>Joe Willmore</b>																			
1988-89	31-0	15	29	.517	3	11	.273	7	16	.438	21	0.7	30	19	0	7	223	40	1.3	1956-57	16	47	121	.388	-	-	-	62	90	.689	58	3.6	-	-	-	-	156	9.8	
1989-90	17-0	7	28	.250	0	9	.000	1	3	.333	13	0.8	11	11	1	4	84	15	0.9	<b>Jonathan Wills</b>																			
<b>Totals</b>	<b>48-0</b>	<b>22</b>	<b>57</b>	<b>.386</b>	<b>3</b>	<b>20</b>	<b>.150</b>	<b>8</b>	<b>19</b>	<b>.421</b>	<b>34</b>	<b>0.9</b>	<b>41</b>	<b>30</b>	<b>1</b>	<b>11</b>	<b>307</b>	<b>55</b>	<b>1.1</b>	2007-08	32-17	35	101	.347	23	60	.383	15	24	.625	31	0.9	39	21	1	12	406	108	3.4
<b>George Walker</b>																				2008-09	34-2	25	55	.455	10	25	.400	14	23	.609	19	0.8	34	18	1	6	358	74	2.2
2003-04	16-1	3	17	.176	1	10	.100	9	14	.643	16	1.0	16	22	0	6	130	16	1.0	<b>Totals</b>	<b>66-19</b>	<b>60</b>	<b>156</b>	<b>.385</b>	<b>33</b>	<b>85</b>	<b>.388</b>	<b>29</b>	<b>47</b>	<b>.617</b>	<b>50</b>	<b>0.8</b>	<b>73</b>	<b>39</b>	<b>2</b>	<b>18</b>	<b>764</b>	<b>182</b>	<b>2.8</b>
2004-05	25-0	7	28	.250	3	14	.214	14	20	.700	16	0.6	19	25	1	14	226	31	1.2	<b>Britt Wilson</b>																			
<b>Totals</b>	<b>41-1</b>	<b>10</b>	<b>45</b>	<b>.222</b>	<b>4</b>	<b>24</b>	<b>.167</b>	<b>23</b>	<b>34</b>	<b>.676</b>	<b>32</b>	<b>0.8</b>	<b>35</b>	<b>47</b>	<b>1</b>	<b>20</b>	<b>356</b>	<b>47</b>	<b>1.1</b>	1975-76	8	0	4	.000	-	-	-	0	1	.000	1	0.1	3	-	-	-	39	0	0.0
<b>Ned Wallace</b>																				1926-30																			
1947-49																				<b>Bruce Wilson</b>																			
<b>Kellen Walter</b>																				1952-53	20	39	108	.360	-	-	-	26	64	.406	96	4.8	-	-	-	-	104	5.2	
2003-04	8-0	6	11	.545	4	9	.444	1	2	.500	6	0.8	0	3	2	1	36	17	2.1	1953-54	22	64	166	.385	-	-	-	42	64	.656	152	6.9	-	-	-	-	152	6.9	
2004-05	15-0	12	20	.600	8	16	.500	2	3	.667	8	0.5	4	8	0	2	62	34	2.3	1954-55	24	49	204	.240	-	-	-	81	137	.595	194	8.1	-	-	-	-	179	7.5	
2005-06	29-0	25	61	.410	23	58	.397	7	7	1.000	24	0.8	4	8	1	3	145	80	2.8	<b>Totals</b>	<b>66</b>	<b>152</b>	<b>478</b>	<b>.318</b>	-	-	-	<b>149</b>	<b>265</b>	<b>.563</b>	<b>442</b>	<b>6.7</b>	-	-	-	-	<b>435</b>	<b>6.6</b>	
2006-07	29-1	18	41	.439	17	40	.425	5	5	1.000	13	0.4	1	3	2	1	128	58	2.0	<b>Wilber Wilson</b>																			
<b>Totals</b>	<b>81-1</b>	<b>61</b>	<b>133</b>	<b>.459</b>	<b>52</b>	<b>123</b>	<b>.423</b>	<b>15</b>	<b>17</b>	<b>.882</b>	<b>51</b>	<b>0.6</b>	<b>8</b>	<b>22</b>	<b>5</b>	<b>7</b>	<b>371</b>	<b>189</b>	<b>2.3</b>	1926-30																			
<b>Mark Walters</b>																				1959-60	25	111	279	.398	-	-	-	47	64	.734	80	3.2	-	-	-	-	269	10.8	
2002-03	28-20	95	235	.404	28	89	.315	47	70	.671	157	5.6	50	46	5	32	756	265	9.5	1960-61	23	90	227	.396	-	-	-	44	54	.815	45	2.0	-	-	-	-	224	9.7	
2003-04	25-11	41	115	.357	16	48	.333	24	33	.727	73	2.9	35	36	2	16	504	122	4.9	<b>Totals</b>	<b>48</b>	<b>201</b>	<b>506</b>	<b>.397</b>	-	-	-	<b>91</b>	<b>118</b>	<b>.771</b>	<b>125</b>	<b>2.6</b>	-	-	-	-	<b>493</b>	<b>10.3</b>	
2004-05	33-33	121	253	.478	35	94	.372	71	95	.747	118	3.6	92	55	10	43	974	348	10.5	<b>Mike Winters</b>																			
2005-06	30-30	154	353	.436	57	151	.377	100	142	.704	135	4.5	92	78	10	62	974	465	15.5	1983-84	35-0	32	68	.470	-	-	-	48	60	.800	61	1.7	27	1	19	17	646	112	3.2
<b>Totals</b>	<b>116-94</b>	<b>411</b>	<b>956</b>	<b>.430</b>	<b>136</b>	<b>382</b>	<b>.356</b>	<b>242</b>	<b>340</b>	<b>.712</b>	<b>483</b>	<b>4.2</b>	<b>269</b>	<b>215</b>	<b>27</b>	<b>153</b>	<b>3,240</b>	<b>1,200</b>	<b>10.3</b>	1984-85	32-31	85	189	.450	-	-	-	22	34	.647	120	3.8	83	45	12	22	1061	192	6.0
<b>Jack Walton</b>																				1985-86	31-31	73	171	.427	-	-	-	17	32	.531	158	5.1	122	65	9	28	1061	163	5.3
1932-34																				1986-87	35-35	97	206	.471	35	83	.422	51	72	.708	214	6.1	119	56	6	31	1166	280	8.0
<b>Del Washburn</b>																				<b>Totals</b>	<b>133-97</b>	<b>287</b>	<b>629</b>	<b>.456</b>	<b>35</b>	<b>83</b>	<b>.422</b> </												

ALL-TIME HEAD COACHES



**Ralph Hutchinson**  
1911-17  
(32-8, .800)



**John McGough**  
1919  
(2-4, .333)



**Roy Johnson**  
1920-31, 1934-40  
(165-146, .531)



**Tom Churchill**  
1932-33  
(23-12, .657)



**Dr. Benjamin Sacks**  
1941  
(5-18, .217)



**Willis Barnes**  
1942-43  
(12-30, .286)



**George White**  
1944  
(11-2, .846)



**Woody Clements**  
1945-51, 1953-55  
(113-119, .487)



**Berl Huffman**  
1952  
(6-19, .240)




**Bill Stockton**  
1956-58  
(14-57, .197)



**Bob Sweeney**  
1959-62  
(21-75, .219)



**Bob King**  
1963-72  
(175-89, .663)



**Norm Ellenberger**  
1973-79  
(134-62, .684)



**Charlie Harrison**  
1980  
(6-22, .214)



**Gary Colson**  
1981-88  
(146-106, .579)



**Dave Bliss**  
1989-99  
(246-108, .695)



**Fran Fraschilla**  
2000-02  
(55-41, .573)



**Ritchie McKay**  
2003-07  
(82-69, .543)



**Steve Alford**  
2008-2013  
(155-52, .749)



**Craig Neal**  
2013-2017  
(76-52, .594)



**Paul Weir**  
2017-present  
(52-47, .525)

YEAR	CONFERENCE		ALL		COACH	PLACE
	W	L	W	L		
1932-33	7	5	13	6	Tom Churchill	4th
1933-34	6	4	16	4	Roy Johnson	3rd
1934-35	7	9	10	10	Roy Johnson	3rd
1935-36	11	9	16	10	Roy Johnson	4th
1936-37	10	10	12	14	Roy Johnson	4th
1937-38	6	10	9	16	Roy Johnson	5th
1938-39	4	16	4	21	Roy Johnson	7th
1939-40	2	14	3	22	Roy Johnson	6th
1940-41	4	14	5	17	Dr. Benjamin Sacks	5th
1941-42	7	11	9	13	Willis Barnes	6th
1942-43	1	11	3	17	Willis Barnes	7th
1943-44	3	0	11	2	George White	1st
1944-45	12	0	14	2	Woody Clements	1st
1945-46	13	8	16	9	Woody Clements	4th
1946-47	10	6	11	8	Woody Clements	3th
1947-48	8	8	14	15	Woody Clements	5th
1948-49	7	9	11	12	Woody Clements	6th
1949-50	4	12	5	19	Woody Clements	8th
1950-51	9	7	13	11	Woody Clements	T4th

YEAR	CONFERENCE		ALL		COACH	PLACE
	W	L	W	L		
1951-52	1	13	6	19	Berl Huffman	8th
1952-53	5	9	10	15	Woody Clements	T5th
1953-54	5	9	12	11	Woody Clements	6th
1954-55	2	12	7	17	Woody Clements	8th
1955-56	5	9	6	16	Bill Stockton	T6th
1956-57	1	13	5	21	Bill Stockton	8th
1957-58	0	14	3	21	Bill Stockton	8th
1958-59	1	13	3	19	Bob Sweeney	T7th
1959-60	3	11	6	19	Bob Sweeney	T6th
1960-61	3	11	6	17	Bob Sweeney	T7th
1961-62	3	11	6	20	Bob Sweeney	T7th

YEAR	CONFERENCE		ALL		COACH	PLACE
	W	L	W	L		
1962-63	4	6	16	9	Bob King	4th
1963-64	7	3	23	6	Bob King	T1st
1964-65	5	5	19	8	Bob King	T2nd
1965-66	4	6	16	8	Bob King	5th
1966-67	5	5	19	8	Bob King	T3rd
1967-68	8	2	23	5	Bob King	1st
1968-69	4	6	17	9	Bob King	T5th
1969-70	7	7	13	13	Bob King	T5th
1970-71	4	10	14	12	Bob King	7th
1971-72	7	7	15	11	Bob King	T4th
1972-73	9	5	21	6	Norm Ellenberger	T2nd
1973-74	10	4	22	7	Norm Ellenberger	1st
1974-75	4	10	13	13	Norm Ellenberger	7th
1975-76	8	6	16	11	Norm Ellenberger	4th
1976-77	8	6	19	11	Norm Ellenberger	T3rd
1977-78	13	1	24	4	Norm Ellenberger	1st
1978-79	8	4	19	10	Norm Ellenberger	3rd
1979-80	3	11	6	22	Charlie Harrison	T7th
1980-81	6	10	11	15	Gary Colson	7th
1981-82	7	9	14	14	Gary Colson	6th
1982-83	6	10	14	15	Gary Colson	T7th
1983-84	10	6	24	11	Gary Colson	3rd
1984-85	9	7	19	13	Gary Colson	T3rd
1985-86	8	8	17	14	Gary Colson	5th
1986-87	11	5	25	10	Gary Colson	T3rd
1987-88	8	8	22	14	Gary Colson	T5th
1988-89	11	5	22	11	Dave Bliss	T2nd
1989-90	9	7	20	14	Dave Bliss	5th
1990-91	10	6	20	10	Dave Bliss	3rd
1991-92	11	5	20	13	Dave Bliss	3rd
1992-93	13	5	24	7	Dave Bliss	3rd
1993-94	14	4	23	8	Dave Bliss	1st
1994-95	9	9	15	15	Dave Bliss	T4th
1995-96	14	4	28	5	Dave Bliss	2nd
1996-97	11	5	25	8	Dave Bliss	3rd (Mountain)
1997-98	11	3	24	8	Dave Bliss	2nd (Mountain)
1998-99	9	5	25	9	Dave Bliss	T2nd (Pacific)

YEAR	CONFERENCE		ALL		COACH	PLACE
	W	L	W	L		
1999-00	9	5	18	14	Fran Fraschilla	3rd
2000-01	6	8	21	13	Fran Fraschilla	T5th
2001-02	6	8	16	14	Fran Fraschilla	6th
2002-03	4	10	10	18	Ritchie McKay	7th
2003-04	5	9	14	14	Ritchie McKay	T5th
2004-05	10	4	26	7	Ritchie McKay	2nd
2005-06	8	8	17	13	Ritchie McKay	5th
2006-07	4	12	15	17	Ritchie McKay	T8th
2007-08	11	5	24	9	Steve Alford	3rd
2008-09	12	4	22	12	Steve Alford	T1st
2009-10	14	2	30	5	Steve Alford	1st
2010-11	8	8	22	13	Steve Alford	5th
2011-12	10	4	28	7	Steve Alford	T1st
2012-13	13	3	29	6	Steve Alford	1st
2013-14	15	3	27	7	Craig Neal	2nd
2014-15	7	11	15	16	Craig Neal	8th
2015-16	10	8	17	15	Craig Neal	T4th
2016-17	10	8	17	14	Craig Neal	5th
2017-18	12	6	19	15	Paul Weir	3rd
2018-19	7	11	14	18	Paul Weir	T7th
2019-20	7	11	19	14	Paul Weir	T7th

**ALL-TIME RECORD BREAKDOWN**

**2020-21 LOBO BASKETBALL**

Year	Record	Home	Away	Neutral	Year	Record	Home	Away	Neutral	Conf.	Home	Away	Conf.	Tour.	NIT	NCAA
1899-1900	1-0	1-0			1962-63	16-9	12-2	4-7		4-6	3-2	1-4				
1900-01	no team				1963-64	23-6	14-1	7-4	2-1	7-3	5-0	2-3		2-1		
1901-02	2-0	2-0			1964-65	19-8	14-1	4-6	1-1	5-5	4-1	1-4		0-1		
1902-03	1-2	1-2			1965-66	16-8	11-2	5-6		4-6	4-1	0-5				
1903-04	no team				1966-67	19-8	14-1	4-6	1-1	5-5	4-1	1-4		1-1		
1904-05	1-0		1-0		1967-68	23-5	16-2	7-3		8-2	5-0	3-2				0-2
1905-06	2-2	2-2			1968-69	17-9	12-2	5-7		4-6	3-2	1-4				
1906-07	1-1		1-1		1969-70	13-13	10-4	3-7	0-2	7-7	5-2	2-5				
1907-08	5-1	5-1			1970-71	14-12	10-5	4-7		4-10	3-4	1-6				
1908-09	1-0	1-0			1971-72	15-11	12-2	2-7	1-2	7-7	6-1	1-6				
1909-10	2-3	1-3	1-0		1972-73	21-6	13-1	8-4	0-1	9-5	6-1	3-4		0-1		
1910-11	4-1	3-1	1-0		1973-74	22-7	15-0	5-6	2-1	10-4	7-0	3-4			2-1	
1911-12	1-2	1-1	0-1		1974-75	13-13	11-4	1-9	1-0	4-10	3-4	1-6				
1912-13	6-0	5-0	1-0		1975-76	16-11	12-4	4-7		8-6	5-2	3-4				
1913-14	0-1		0-1		1976-77	19-11	15-3	4-8		8-6	5-2	3-4				
1914-15	8-1	7-0	1-1		1977-78	24-4	16-1	8-2	0-1	13-1	7-0	6-1		0-1		
1915-16	9-2	9-2			1978-79	19-10	15-2	3-8	1-0	8-4	5-0	3-4		0-1		
1916-17	4-1	4-0	0-1		1979-80	6-22	6-12	0-10		3-11	3-4	0-7				
1917-18	no team				1980-81	11-15	8-7	3-8		6-10	4-4	2-6				
1918-19	2-4	2-2	0-2		1981-82	14-14	13-3	1-11		7-9	6-2	1-7				
1919-20	0-3	0-3			1982-83	14-15	13-4	1-11		6-10	5-3	1-7				
1920-21	no team				1983-84	24-11	17-4	5-5	2-2	10-6	6-3	4-3	2-1	0-1		
1921-22	0-2	0-2			1984-85	19-13	14-6	5-6	0-1	9-7	6-2	3-5	1-1	1-1		
1922-23	2-7	2-2	0-5		1985-86	17-14	14-4	2-10	1-0	8-8	6-2	2-6	1-1	0-1		
1923-24	5-3	1-3	4-0		1986-87	25-10	19-4	4-5	2-1	11-5	7-1	4-4	2-1	0-1		
1924-25	12-1	9-0	3-1		1987-88	22-14	19-2	3-9	0-3	8-8	7-1	1-7	0-1	2-1		
1925-26	12-2	8-0	4-2		1988-89	22-11	15-5	6-5	1-1	11-5	6-2	5-3	1-1	2-1		
1926-27	13-4	9-2	4-2		1989-90	20-14	17-3	3-9	0-2	9-7	6-2	3-5	0-1	3-2		
1927-28	12-7	9-7	3-0		1990-91	20-10	15-2	5-7	0-1	10-6	6-2	4-4	0-1		0-1	
1928-29	14-9	9-5	5-4		1991-92	20-13	15-5	4-7	1-1	11-5	8-0	3-5	1-1	2-1		
1929-30	16-4	11-3	5-1		1992-93	24-7	15-1	6-5	3-1	13-5	8-1	5-4	3-0		0-1	
1930-31	9-7	4-4	5-3		1993-94	23-8	16-1	6-5	1-2	14-4	9-0	5-4	1-1		0-1	
1931-32	10-6	5-3	5-3		1994-95	15-15	12-8	3-7		9-9	6-3	3-6	1-1			
1932-33	13-6	6-3	7-3		1995-96	28-5	19-1	8-3	1-1	14-4	8-1	6-3	3-0		1-1	
1933-34	16-4	9-3	7-1		1996-97	25-8	18-0	4-6	3-2	11-5M	8-0	3-5	2-1		1-1	
1934-35	10-10	6-7	4-3		1997-98	24-8	15-1	6-5	3-2	11-3M	6-1	5-2	2-1		1-1	
1935-36	16-10	11-4	5-6		1998-99	25-9	19-1	3-6	3-2	9-5P	6-1	3-4	2-1		1-1	
1936-37	12-14	8-7	4-7		1999-00	18-14	13-7	5-6	0-1	9-5	5-2	4-3	0-1	1-1		
1937-38	9-16	6-9	3-7		2000-01	21-13	15-4	4-8	2-1	6-8	4-3	2-5	2-1	2-1		
1938-39	4-21	2-9	2-12		2001-02	16-14	14-5	2-9		6-8	5-2	1-6	0-1	0-1		
1939-40	3-22	3-9	0-13		2002-03	10-18	10-7	0-10	0-1	4-10	4-3	0-7	0-1			
1940-41	5-18	4-8	1-10		2003-04	14-14	14-4	0-9	0-1	5-9	5-2	0-7	0-1			
1941-42	9-13	5-4	3-7	1-2	2004-05	26-7	18-1	5-5	3-1	10-4	7-0	3-4	3-0		0-1	
1942-43	3-17	3-9	0-7	0-1	2005-06	17-13	15-2	2-9	0-2	8-8	6-2	2-6	0-1			
1943-44	11-2	9-2	2-0		2006-07	15-17	13-5	1-10	1-2	4-12	3-5	1-7	0-1			
1944-45	14-2	10-2	4-0		2007-08	24-9	16-2	8-6	0-1	11-5	6-2	5-3	0-1	0-1		
1945-46	16-9	12-5	4-4		2008-09	22-12	16-2	6-7	0-3	12-4	8-0	4-4	0-1	1-1		
1946-47	11-8	8-2	3-6		2009-10	30-5	17-1	10-2	3-2	14-2	7-1	7-1	1-1		1-1	
1947-48	14-15	11-1	3-14		2010-11	22-13	14-3	6-8	2-2	8-8	5-3	3-5	1-1	1-1		
1948-49	11-12	8-3	1-7	2-2	2011-12	28-7	14-2	8-3	6-2	10-4	6-1	4-3	3-0		1-1	
1949-50	5-19	5-4	0-13	0-2	2012-13	29-6	15-1	9-4	5-1	13-3	8-0	5-3	3-0		0-1	
1950-51	13-11	9-2	3-7	1-2	2013-14	27-7	13-2	8-3	6-2	15-3	8-1	7-2	3-0		0-1	
1951-52	6-19	4-9	2-10		2014-15	15-16	10-5	4-8	1-3	7-11	5-4	2-7	0-1			
1952-53	10-15	8-4	2-9	0-2	2015-16	17-15	12-4	5-7	0-4	10-8	6-3	4-5	0-1			
1953-54	12-11	10-5	2-6		2016-17	17-14	11-4	5-7	1-3	10-8	5-4	5-4	0-1			
1954-55	7-17	5-5	2-12		2017-18	19-15	13-4	4-8	2-3	12-6	8-1	4-5	2-1			
1955-56	6-16	5-6	1-9	0-1	2018-19	14-18	9-7	4-9	1-2	7-11	6-3	1-8	1-1			
1956-57	5-21	3-7	2-12	0-2	2019-20	19-14	15-3	2-9	2-2	7-11	6-3	1-8	1-1			
1957-58	3-21	3-12	0-9		<b>Totals</b>	<b>1,547-1,148</b>	<b>1,108-407</b>	<b>367-635</b>	<b>72-88</b>	<b>492-374</b>	<b>329-104</b>	<b>163-270</b>	<b>42-31</b>	<b>18-20</b>	<b>8-16</b>	
1958-59	3-19	2-10	0-9	1-0												
1959-60	6-19	4-6	1-12	1-1												
1960-61	6-17	6-7	0-10													
1961-62	6-20	4-9	1-11	1-0												

M - WAC Mountain; P - WAC Pacific

**1899-1900 (0-1)**  
Feb. 2 Albuquerque Guards L 6-8 Albuquerque

**1900-1901 (No Team)**

**1901-02 (2-0)**

Jan. 17 Albuquerque High School W 10-5 Albuquerque  
Feb. 28 Albuquerque High School W 11-3 Albuquerque

**1902-03 (1-2)**

Dec. 12 Albuquerque Minors W 5-4 Albuquerque  
Jan. 23 Albuquerque Minors L 12-16 Albuquerque  
Feb. 6 Albuquerque Minors L 5-16 Albuquerque

**1903-04 (No Team)**

**1904-05 (1-0)**

Dec. 22 New Mexico State W 21-9 Las Cruces, N.M.

**1905-06 (2-2)**

Dec. 15 Albuquerque High School L 14-15 Albuquerque  
Jan. 12 Albuquerque Minors L 13-30 Albuquerque  
Jan. 26 New Mexico State W 28-16 Albuquerque  
Feb. 9 Albuquerque High School W 24-19 Albuquerque

**1906-07 (1-1)**

Jan. 28 Las Vegas YMCA L 21-28 Las Vegas, N.M.  
Jan. 31 New Mexico State W 18-17 Las Cruces, N.M.

**1907-08 (5-1)**

Dec. 27 Albuquerque Indian School W 47-12 Albuquerque  
Jan. 10 Albuquerque Kids W 27-22 Albuquerque  
Jan. 17 Albuquerque Kids L 23-34 Albuquerque  
Jan. 24 Albuquerque Kids W 41-34 Albuquerque  
Feb. 5 Albuquerque High School W 55-26 Albuquerque  
Feb. 12 New Mexico State W 44-25 Albuquerque

**1908-09 (1-0)**

Jan. 15 Albuquerque Athletic Club W 31-19 Albuquerque

**1909-10 (2-3)**

Dec. 10 Occidental Life L 17-36 Albuquerque  
Jan. 15 New Mexico Highlands W 40-20 Albuquerque  
Jan. 28 Albuquerque High School L 20-36 Albuquerque  
Feb. 4 New Mexico Highlands W 36-13 Las Vegas, N.M.  
Feb. 25 Occidental Life L 30-35 Albuquerque

**1910-11 (4-1)**

Jan. 6 New Mexico Highlands W 21-19 Albuquerque  
Jan. 13 Albuquerque High School W 34-12 Albuquerque  
Jan. 27 New Mexico State W 15-9 Las Cruces, N.M.  
Feb. 3 New Mexico State W 18-10 Albuquerque  
Feb. 10 New Mexico Highlands L 11-26 Albuquerque

**Coach: Ralph Hutchinson**

**1911-12 (1-2)**

Jan. 12 Albuq. Business College L 5-12 Albuquerque  
Jan. 19 Albuquerque High School W 23-22 Albuquerque  
Jan. 26 New Mexico Highlands L 12-19 Las Vegas, N.M.

**Coach: Ralph Hutchinson**

**1912-13 (6-0)**

Jan. 11 Albuquerque Indian School W 35-19 Albuquerque  
Jan. 25 El Paso High School W 29-22 Albuquerque  
Feb. 1 New Mexico Highlands W 24-21 Albuquerque  
Feb. 7 Albuquerque High School W 26-25 Albuquerque  
Feb. 15 Albuquerque Indian School W 20-17 Albuquerque  
Feb. 28 New Mexico State W 28-12 Las Cruces, N.M.

**Coach: Ralph Hutchinson**

**1913-14 (0-1)**

Feb. 27 Las Vegas YMCA L 35-43 Las Vegas, N.M.

**Coach: Ralph Hutchinson**

**1914-15 (8-1)**

Jan. 8 Albuquerque High School W 50-18 Albuquerque  
Jan. 16 Western Union W 46-18 Albuquerque  
Jan. 22 Hesselde's Stars W 42-17 Albuquerque  
Jan. 29 Albuq. Business College W 55-15 Albuquerque  
Feb. 8 Albuquerque All-Stars W 38-10 Albuquerque  
Feb. 13 Western New Mexico L 13-39 Silver City, N.M.  
Feb. 15 New Mexico State W 33-29 Las Cruces, N.M.  
Mar. 6 New Mexico Highlands W 44-20 Albuquerque  
Mar. 12 Albuq. Business College W 35-25 Albuquerque

**Coach: Ralph Hutchinson**

**1915-16 (9-2)**

Jan. 15 Albuq. Business College W 70-17 Albuquerque  
Jan. 20 Company 6 W 54-11 Albuquerque  
Jan. 22 New Mexico Mines W 50-20 Albuquerque  
Jan. 26 U.S. Forest Service W 38-20 Albuquerque  
Jan. 28 Albuquerque High School W 80-16 Albuquerque  
Feb. 2 Albuq. Business College W 68-34 Albuquerque

Feb. 4 Western New Mexico W 32-29 Albuquerque  
Feb. 5 Western New Mexico W 28-20 Albuquerque  
Feb. 11 New Mexico State L 34-37 Albuquerque  
Feb. 12 Albuquerque Indian School W 48-20 Albuquerque  
Mar. 25 Oakland Golds (YMCA) L 41-74 Albuquerque

**Coach: Ralph Hutchinson**

**1916-17 (4-1)**

Jan. 12 Albuquerque Indian School W 53-33 Albuquerque  
Jan. 20 Albuquerque Y.M.C.A W 31-24 Albuquerque  
Jan. 26 Albuquerque High School W 36-23 Albuquerque  
Feb. 1 Arizona W 28-19 Albuquerque  
Feb. 23 New Mexico State L 27-30 Las Cruces, N.M.

**Coach: Ralph Hutchinson**

**1917-18 (No team)**

**1918-19 (2-4)**

Jan. 30 Menaul High School W 36-28 Albuquerque  
Feb. 14 Menaul High School W 36-18 Albuquerque  
Feb. 21 New Mexico State L 20-57 Las Cruces, N.M.  
Feb. 22 New Mexico State L 22-40 Las Cruces, N.M.  
Feb. 28 New Mexico State L 7-39 Albuquerque  
Mar. 1 New Mexico State L 21-29 Albuquerque

**Coach: John F. McGough**

**1919-20 (0-3)**

Jan. 30 New Mexico Mines L 26-48 Albuquerque  
Feb. 4 Arizona L 21-40 Albuquerque  
Feb. 5 Arizona L 19-51 Albuquerque

**Coach: Roy Johnson**

**1920-21 (No team)**

**1921-22 (0-2)**

Feb. 1 Arizona L 22-58 Albuquerque  
Feb. 2 Arizona L 21-25 Albuquerque

**Coach: Roy Johnson**

**1922-23 (2-7)**

Jan. 10 Albuquerque Bankers W 29-22 Albuquerque  
Jan. 13 New Mexico Mines L 17-20 Socorro, N.M.  
Jan. 20 New Mexico Mines W 39-17 Albuquerque  
Jan. 29 New Mexico State L 20-28 Las Cruces, N.M.  
Jan. 30 New Mexico State L 21-23 Las Cruces, N.M.  
Feb. 12 Arizona L 13-69 Tucson, Ariz.  
Feb. 13 Arizona L 5-38 Tucson, Ariz.  
Feb. 20 New Mexico State L 26-29 Albuquerque  
Feb. 21 New Mexico State L 18-38 Albuquerque

**Coach: Roy Johnson**

**1923-24 (5-3)**

Feb. 14 Montezuma W 39-21 Las Vegas, N.M.  
Feb. 15 New Mexico Highlands W 25-20 Las Vegas, N.M.  
Feb. 16 Montezuma W 32-30 Las Vegas, N.M.  
Feb. 20 Albuquerque Bankers L 31-38 Albuquerque  
Feb. 22 New Mexico Mines W 17-13 Socorro, N.M.  
Feb. 25 Albuquerque Bankers W 47-29 Albuquerque  
Feb. 29 Arizona L 21-37 Albuquerque  
Mar. 1 Arizona L 15-34 Albuquerque

**Coach: Roy Johnson**

**1924-25 (12-1)**

Jan. 28 Albuquerque Bankers W 33-22 Albuquerque  
Feb. 4 Albuquerque Bankers W 45-19 Albuquerque  
Feb. 6 New Mexico State W 29-16 Albuquerque  
Feb. 7 New Mexico State W 19-10 Albuquerque  
Feb. 13 Albuquerque Bankers W 43-28 Albuquerque  
Feb. 14 Montezuma W 33-19 Albuquerque  
Feb. 17 New Mexico Mines W 36-22 Albuquerque  
Feb. 19 Western New Mexico W 50-19 Albuquerque  
Feb. 23 New Mexico Mines W 35-12 Albuquerque  
Feb. 27 Arizona W 31-30 Tucson, Ariz.  
Feb. 28 Arizona L 18-21 Tucson, Ariz.  
Mar. 2 New Mexico State W 34-24 Las Cruces, N.M.  
Mar. 3 New Mexico State W 29-19 Las Cruces, N.M.

**Coach: Roy Johnson**

**1925-26 (12-2)**

Jan. 13 Western New Mexico W 50-19 Albuquerque  
Jan. 16 New Mexico Mines W 35-12 Socorro, N.M.  
Jan. 23 Colorado College L 27-35 Colo. Springs, Colo.  
Jan. 26 Northern Colorado W 29-24 Greeley, Colo.  
Jan. 27 Colorado L 17-37 Boulder, Colo.  
Feb. 3 Northern Arizona W 40-18 Albuquerque  
Feb. 8 Arizona W 34-22 Albuquerque  
Feb. 9 Arizona W 40-15 Albuquerque  
Feb. 11 Piggly Wiggly W 39-27 Albuquerque  
Feb. 19 Northern Arizona W 26-17 Flagstaff, Ariz.  
Feb. 20 Northern Arizona W 51-16 Flagstaff, Ariz.  
Feb. 23 New Mexico Mines W 44-21 Albuquerque

Feb. 26 New Mexico State W 50-10 Albuquerque  
Feb. 27 New Mexico State W 33-21 Albuquerque

**Coach: Roy Johnson**

**1926-27 (13-4)**

Jan. 2 Tulsa Eagles L 35-37 Albuquerque  
Jan. 21 Montezuma W 59-19 Albuquerque  
Jan. 26 Albuquerque Flags W 45-16 Albuquerque  
Jan. 28 Northern Arizona L 30-31 Albuquerque  
Feb. 3 Belen Merchants W 41-28 Albuquerque  
Feb. 9 New Mexico Highlands W 47-25 Albuquerque  
Feb. 11 New Mexico Mines W 65-25 Albuquerque  
Feb. 12 Montezuma W 35-34(OT) Albuquerque  
Feb. 14 New Mexico Highlands W 47-20 Albuquerque  
Feb. 16 Northern Arizona L 35-36 Flagstaff, Ariz.  
Feb. 18 Arizona W 34-29 Tucson, Ariz.  
Feb. 19 Arizona L 26-27 Tucson, Ariz.  
Feb. 21 New Mexico State W 27-11 Las Cruces, N.M.  
Feb. 22 New Mexico State W 46-21 Las Cruces, N.M.  
Feb. 23 New Mexico Mines W 48-35 Socorro, N.M.  
Feb. 28 New Mexico State W 49-18 Albuquerque  
Mar. 1 New Mexico State W 45-39 Albuquerque

**Coach: Roy Johnson**

**1927-28 (12-7)**

Dec. 22 Albuquerque Troopers W 33-32 Albuquerque  
Dec. 29 Western State W 35-29 Albuquerque  
Dec. 30 Western State L 23-29 Albuquerque  
Jan. 7 New Mexico Mines W 32-21 Socorro, N.M.  
Jan. 9 Tulsa Eagles L 26-37 Albuquerque  
Jan. 13 Montezuma W 49-25 Albuquerque  
Jan. 21 Montezuma W 39-23 Las Vegas, N.M.  
Jan. 21 New Mexico Highlands W 43-32 Las Vegas, N.M.  
Jan. 27 Northern Arizona L 36-39 Albuquerque  
Jan. 28 Northern Arizona L 35-42 Albuquerque  
Jan. 30 Western New Mexico W 56-35 Albuquerque  
Feb. 4 New Mexico Mines W 57-19 Albuquerque  
Feb. 7 Albuquerque Troopers L 49-65 Albuquerque  
Feb. 9 New Mexico State W 53-51 Albuquerque  
Feb. 10 New Mexico State W 53-32 Albuquerque  
Feb. 18 New Mexico Highlands W 47-34 Albuquerque  
Feb. 21 Arizona L 30-35 Albuquerque  
Feb. 22 Arizona L 32-37 Albuquerque  
Feb. 27 Albuquerque Troopers W 50-48 Albuquerque

**Coach: Roy Johnson**

**1928-29 (14-9)**

Dec. 21 Phillips 66 Oilers L 14-36 Albuquerque  
Jan. 4 Albuquerque Sports Shop L 17-30 Albuquerque  
Jan. 12 New Mexico Mines W 36-23 Albuquerque  
Jan. 18 New Mexico Highlands L 27-27 Las Vegas, N.M.  
Jan. 24 Western New Mexico W 29-27 Albuquerque  
Jan. 25 New Mexico Military W 28-19 Roswell, N.M.  
Jan. 26 New Mexico Military W 31-28 Roswell, N.M.  
Jan. 29 New Mexico Highlands L 30-31 Albuquerque  
Jan. 30 New Mexico Highlands W 32-31 Albuquerque  
Feb. 1 Northern Arizona L 27-35 Flagstaff, Ariz.  
Feb. 1 Northern Arizona W 37-24 Flagstaff, Ariz.  
Feb. 6 Montezuma W 35-23 Albuquerque  
Feb. 8 New Mexico Military W 68-28 Albuquerque  
Feb. 9 New Mexico Military W 53-24 Albuquerque  
Feb. 11 New Mexico Mines W 38-20 Socorro, N.M.  
Feb. 15 New Mexico State W 43-26 Albuquerque  
Feb. 16 New Mexico State W 55-28 Albuquerque  
Feb. 21 Texas-El Paso W 46-27 El Paso, Texas  
Feb. 22 Arizona L 27-40 Tucson, Ariz.  
Feb. 23 Arizona L 29-33 Tucson, Ariz.  
Feb. 27 Northern Arizona L 33-35 Albuquerque  
Feb. 28 Northern Arizona W 39-37 Albuquerque  
Mar. 5 Albuquerque Sports Shop L 28-55 Albuquerque

**Coach: Roy Johnson**

**1929-30 (16-4)**

Jan. 18 Albuquerque Sports Shop L 26-28 Albuquerque  
Jan. 25 New Mexico Highlands W 27-19 Las Vegas, N.M.  
Jan. 27 New Mexico Military W 25-15 Roswell, N.M.  
Jan. 28 New Mexico Military W 40-20 Roswell, N.M.  
Jan. 31 Northern Arizona L 19-31 Albuquerque  
Feb. 1 Northern Arizona W 27-19 Albuquerque  
Feb. 5 Wayland Baptist W 36-28 Albuquerque  
Feb. 7 New Mexico Military W 40-19 Albuquerque  
Feb. 8 New Mexico Military W 33-23 Albuquerque  
Feb. 10 New Mexico Mines W 44-22 Socorro, N.M.  
Feb. 12 DePaul W 26-23 Albuquerque  
Feb. 14 New Mexico State W 35-15 Albuquerque  
Feb. 15 New Mexico State W 48-16 Albuquerque  
Feb. 19 New Mexico Highlands W 45-30 Albuquerque  
Feb. 21 Arizona W 32-28 Albuquerque  
Feb. 22 Arizona L 26-28 Albuquerque  
Feb. 24 Texas-El Paso W 49-26 Albuquerque  
Feb. 26 New Mexico Mines W 35-26 Albuquerque  
Feb. 28 Northern Arizona L 30-35 Flagstaff, Ariz.  
Mar. 1 Northern Arizona W 32-20 Flagstaff, Ariz.

**Coach: Roy Johnson**

**1930-31 (9-7)**

Jan. 15	Phillips 66 Oilers	L	9-27	Albuquerque
Jan. 20	New Mexico Mines	W	22-19	Albuquerque
Jan. 30	New Mexico State	W	40-36	Las Cruces, N.M.
Jan. 31	New Mexico State	W	36-32	Las Cruces, N.M.
Feb. 6	Northern Arizona	W	36-18	Flagstaff, Ariz.
Feb. 7	Northern Arizona	W	29-21	Flagstaff, Ariz.
Feb. 11	Western New Mexico	L	27-29	Albuquerque
Feb. 13	New Mexico Military	W	31-26	Albuquerque
Feb. 14	New Mexico Military	W	42-24	Albuquerque
Feb. 17	Arizona State	W	29-24	Tempe, Ariz.
Feb. 18	Arizona State	L	26-34	Tempe, Ariz.
Feb. 20	Arizona	L	25-31	Tucson, Ariz.
Feb. 21	Arizona	L	23-27	Tucson, Ariz.
Feb. 24	Texas Tech	W	32-29	Albuquerque
Feb. 25	Texas Tech	L	24-29	Albuquerque
Feb. 27	Albuquerque Sports Shop	L	22-26	Albuquerque

**Coach: Roy Johnson**

**1931-32 (10-6)**

Jan. 9	Western New Mexico	W	45-34	Silver City, N.M.
Jan. 11	New Mexico Mines	W	51-14	Socorro, N.M.
Jan. 15	Northern Arizona	L	32-39	Albuquerque
Jan. 16	Northern Arizona	W	38-33	Albuquerque
Jan. 29	New Mexico Military	W	29-16	Roswell, N.M.
Jan. 30	New Mexico Military	W	34-17	Roswell, N.M.
Feb. 1	Texas Tech	L	32-39	Lubbock, Texas
Feb. 2	Texas Tech	W	38-35	Lubbock, Texas
Feb. 5	New Mexico State	W	44-37	Albuquerque
Feb. 6	New Mexico State	L	42-48	Albuquerque
Feb. 12	Arizona State	W	50-38	Albuquerque
Feb. 13	Arizona State	L	31-33	Albuquerque
Feb. 19	Arizona	W	30-28	Albuquerque
Feb. 20	Arizona	W	40-33	Albuquerque
Feb. 26	Northern Arizona	L	28-41	Flagstaff, Ariz.
Feb. 27	Northern Arizona	L	26-34	Flagstaff, Ariz.

**Coach: Tom Churchill**

**1932-33 (13-6)**

Jan. 6	Western New Mexico	W	58-15	Albuquerque
Jan. 13	Northern Arizona	W	32-22	Flagstaff, Ariz.
Jan. 14	Northern Arizona	W	35-28	Flagstaff, Ariz.
Jan. 27	New Mexico Military	W	44-15	Albuquerque
Jan. 28	New Mexico Military	W	35-29	Albuquerque
Jan. 31	Texas-El Paso	W	50-30	El Paso, Texas
Feb. 1	Texas-El Paso	W	48-36	El Paso, Texas
Feb. 3	New Mexico State	W	30-18	Las Cruces, N.M.
Feb. 4	New Mexico State	W	46-39	Las Cruces, N.M.
Feb. 10	Texas Tech	L	13-14	Albuquerque
Feb. 11	Texas Tech	L	25-28	Albuquerque
Feb. 13	Arizona State	W	36-25	Albuquerque
Feb. 14	Arizona State	W	36-31	Albuquerque
Feb. 17	Arizona	L	25-47	Tucson, Ariz.
Feb. 18	Arizona	L	29-38	Tucson, Ariz.
Feb. 20	Arizona State	W	25-23	Tempe, Ariz.
Feb. 21	Arizona State	L	20-23	Tempe, Ariz.
Feb. 24	Northern Arizona	L	23-38	Albuquerque
Feb. 25	Northern Arizona	W	49-31	Albuquerque

**Coach: Tom Churchill**

**1933-34 (16-4)**

Dec. 1	Belen Merchants	W		Belen, N.M.
Dec. 1	New Mexico State	W	35-22	Albuquerque
Dec. 2	New Mexico State	W	37-36(OT)	Albuquerque
Jan. 2	Belen Merchants	W	40-27	Albuquerque
Jan. 5	Northern Arizona	W	45-21	Flagstaff, Ariz.
Jan. 6	Northern Arizona	L	29-31	Flagstaff, Ariz.
Jan. 12	Texas-El Paso	W	41-20	Albuquerque
Jan. 13	Texas-El Paso	W	30-29	Albuquerque
Jan. 26	Belen Merchants	W	41-26	Albuquerque
Jan. 29	New Mexico Military	W	40-24	Roswell, N.M.
Jan. 30	New Mexico Military	W	52-26	Roswell, N.M.
Feb. 2	Northern Arizona	W	46-33	Albuquerque
Feb. 3	Northern Arizona	L	31-42	Albuquerque
Feb. 5	New Mexico Mines	W	39-29	Socorro, N.M.
Feb. 12	New Mexico Highlands	W	32-23	Las Vegas, N.M.
Feb. 13	New Mexico Highlands	W	21-20	Las Vegas, N.M.
Feb. 16	Arizona State	W	47-36	Albuquerque
Feb. 17	Arizona State	W	42-36	Albuquerque
Feb. 23	Arizona	L	32-33	Albuquerque
Feb. 24	Arizona	L	31-36	Albuquerque

**Coach: Roy Johnson**

**1934-35 (10-10)**

Dec. 14	New Mexico Mines	W	30-17	Albuquerque
Dec. 15	New Mexico Mines	W	46-32	Albuquerque
Dec. 19	Hutchinson (Kan.) Renos	L	37-41	Albuquerque
Jan. 4	Arizona State	W	33-24	Albuquerque
Jan. 5	Arizona State	W	27-23	Albuquerque
Jan. 11	Northern Arizona	L	35-47	Albuquerque
Jan. 12	Northern Arizona	L	27-39	Albuquerque
Jan. 18	New Mexico State	L	39-43	Las Cruces, N.M.

Jan. 19	New Mexico State	L	35-36	Las Cruces, N.M.
Feb. 1	Northern Arizona	W	32-28	Flagstaff, Ariz.
Feb. 2	Northern Arizona	L	36-42	Flagstaff, Ariz.
Feb. 4	Arizona	W	38-15	Tucson, Ariz.
Feb. 5	Arizona	W	43-28	Tucson, Ariz.
Feb. 12	New Mexico Mines	W	35-33	Socorro, N.M.
Feb. 15	Texas Tech	W	37-35	Albuquerque
Feb. 16	Texas Tech	L	28-31	Albuquerque
Feb. 22	New Mexico State	W	32-26	Albuquerque
Feb. 23	New Mexico State	L	28-31	Albuquerque
Feb. 26	Arizona	L	38-41	Albuquerque
Feb. 27	Arizona	L	37-38	Albuquerque

**Coach: Roy Johnson**

**1935-36 (16-10)**

Dec. 27	Colorado College	W	35-25	Albuquerque
Dec. 28	Colorado College	W	37-36(OT)	Albuquerque
Jan. 3	Texas Tech	W	42-40	Lubbock, Texas
Jan. 4	Texas Tech	L	27-59	Lubbock, Texas
Jan. 10	Northern Arizona	W	46-27	Flagstaff, Ariz.
Jan. 11	Northern Arizona	L	38-46	Flagstaff, Ariz.
Jan. 17	Galles Independents	W	51-24	Albuquerque
Jan. 18	Stromberg Independents	W	46-20	Albuquerque
Jan. 27	New Mexico Mines	W	37-25	Albuquerque
Jan. 31	Arizona	L	25-28	Albuquerque
Feb. 1	Arizona	W	25-23	Albuquerque
Feb. 3	Texas Tech	W	43-25	Albuquerque
Feb. 4	Texas Tech	W	35-32	Albuquerque
Feb. 7	Northern Arizona	L	43-45	Albuquerque
Feb. 8	Northern Arizona	L	32-33	Albuquerque
Feb. 13	New Mexico Mines	L	21-33	Socorro, N.M.
Feb. 14	New Mexico State	W	42-36	Las Cruces, N.M.
Feb. 15	New Mexico State	L	39-61	Las Cruces, N.M.
Feb. 17	Texas-El Paso	W	70-23	Albuquerque
Feb. 18	Texas-El Paso	W	47-23	Albuquerque
Feb. 21	New Mexico State	W	43-39	Albuquerque
Feb. 22	New Mexico State	L	25-33	Albuquerque
Feb. 28	Arizona	L	25-41	Tucson, Ariz.
Feb. 29	Arizona	W	40-27	Tucson, Ariz.
Mar. 2	Arizona State	L	29-42	Tempe, Ariz.
Mar. 3	Arizona State	W	53-37	Tempe, Ariz.

**Coach: Roy Johnson**

**1936-37 (12-14)**

Dec. 12	New Mexico Mines	L	15-29	Socorro, N.M.
Dec. 16	Hawaiian All Stars	W	45-42	Albuquerque
Dec. 28	Colorado College	W	32-21	Colo. Springs, Colo.
Dec. 29	Colorado College	L	22-33	Colo. Springs, Colo.
Jan. 2	New Mexico Mines	L	30-35	Albuquerque
Jan. 4	Harlem Globetrotters	L	33-43	Albuquerque
Jan. 8	New Mexico State	L	29-31	Las Cruces, N.M.
Jan. 9	New Mexico State	L	32-39	Las Cruces, N.M.
Jan. 15	Northern Arizona	W	54-46	Albuquerque
Jan. 16	Northern Arizona	L	28-44	Albuquerque
Jan. 29	Texas-El Paso	W	56-37	El Paso, Texas
Jan. 30	Texas-El Paso	W	50-31	El Paso, Texas
Feb. 1	Arizona	L	32-38	Tucson, Ariz.
Feb. 2	Arizona	W	32-30(OT)	Tucson, Ariz.
Feb. 8	Texas-El Paso	W	42-25	Albuquerque
Feb. 9	Texas-El Paso	W	44-29	Albuquerque
Feb. 12	Texas Tech	W	36-35	Albuquerque
Feb. 13	Texas Tech	W	38-31	Albuquerque
Feb. 17	Northern Arizona	L	27-41	Flagstaff, Ariz.
Feb. 18	Northern Arizona	L	35-37	Flagstaff, Ariz.
Feb. 22	Arizona State	L	30-41	Albuquerque
Feb. 23	Arizona State	W	38-33	Albuquerque
Feb. 25	Arizona	L	26-37	Albuquerque
Feb. 26	Arizona	W	37-32	Albuquerque
Mar. 1	New Mexico State	L	33-49	Albuquerque
Mar. 2	New Mexico State	L	22-36	Albuquerque

**Coach: Roy Johnson**

**1937-38 (9-16)**

Dec. 8	Hawai'i All-Stars	L	45-52	Albuquerque
Dec. 13	New Mexico Mines	L	34-45	Socorro, N.M.
Dec. 16	Harlem Globetrotters	W	43-41	Albuquerque
Dec. 17	Harlem Globetrotters	L	29-34	Albuquerque
Jan. 7	Northern Arizona	L	45-46	Flagstaff, Ariz.
Jan. 8	Northern Arizona	W	48-38	Flagstaff, Ariz.
Jan. 12	New Mexico Mines	W	37-34	Albuquerque
Jan. 14	Texas Tech	W	50-40	Lubbock, Texas
Jan. 15	Texas Tech	W	41-31	Lubbock, Texas
Jan. 28	New Mexico State	L	32-58	Las Cruces, N.M.
Jan. 29	New Mexico State	L	49-60	Las Cruces, N.M.
Feb. 1	Arizona State	W	49-39	Albuquerque
Feb. 2	Arizona State	L	27-44	Albuquerque
Feb. 4	Texas-El Paso	W	51-45	Albuquerque
Feb. 5	Texas-El Paso	L	32-40	Albuquerque
Feb. 9	Texas Tech	L	39-51	Albuquerque
Feb. 10	Texas Tech	L	26-39	Albuquerque
Feb. 14	Arizona	L	39-45	Albuquerque
Feb. 15	Arizona	L	35-43	Albuquerque
Feb. 18	Northern Arizona	W	47-38	Albuquerque

Feb. 19	Northern Arizona	W	51-38	Albuquerque
Feb. 25	Arizona	L	49-60	Tucson, Ariz.
Feb. 26	Arizona	L	47-53	Tucson, Ariz.
Feb. 28	New Mexico State	L	39-69	Albuquerque
Mar. 1	New Mexico State	L	42-65	Albuquerque

**Coach: Roy Johnson**

**1938-39 (4-21)**

Dec. 12	New Mexico Mines	L	26-49	Socorro, N.M.
Dec. 16	Colorado College	L	37-44	Colo. Springs, Colo.
Dec. 17	Colorado College	L	28-46	Colo. Springs, Colo.
Dec. 19	Bradley (5)	L	35-55	Albuquerque
Jan. 11	Northern Arizona	W	47-36	Albuquerque
Jan. 12	Northern Arizona	L	28-38	Albuquerque
Jan. 27	New Mexico State	L	41-59	Albuquerque
Jan. 28	New Mexico State	L	49-67	Albuquerque
Feb. 3	Texas Tech	L	29-39	Albuquerque
Feb. 4	Texas Tech	L	37-56	Santa Fe, N.M.
Feb. 8	Texas-El Paso	W	45-41	El Paso, Texas
Feb. 9	Texas-El Paso	L	36-39	El Paso, Texas
Feb. 10	New Mexico State	L	26-85	Las Cruces, N.M.
Feb. 11	New Mexico State	L	44-77	Las Cruces, N.M.
Feb. 17	Arizona	L	40-56	Tucson, Ariz.
Feb. 18	Arizona	L	40-63	Tucson, Ariz.
Feb. 20	Arizona State	W	64-38	Tempe, Ariz.
Feb. 21	Arizona State	L	52-56	Tempe, Ariz.
Feb. 22	Northern Arizona	L	52-55	Flagstaff, Ariz.
Feb. 23	Northern Arizona	L	43-60	Flagstaff, Ariz.
Feb. 28	New Mexico Mines	L	45-50	Albuquerque
Mar. 3	Arizona	L	37-39	Albuquerque
Mar. 4	Arizona	L	41-45	Albuquerque
Mar. 6	Arizona State	W	65-54	Albuquerque
Mar. 7	Arizona State	L	42-51	Albuquerque

**Coach: Roy Johnson**

**1939-40 (3-22)**

Dec. 18	Drake	L	39-47	Albuquerque
Dec. 29	Colorado College	W	44-41	Albuquerque
Dec. 30	Colorado College	L	32-37	Albuquerque
Jan. 5	Texas Tech	L	28-43	Lubbock, Texas
Jan. 6	Texas Tech	L	31-40	Lubbock, Texas
Jan. 8	Texas-El Paso	L	49-57	Albuquerque
Jan. 9	Texas-El Paso	L	55-62	Albuquerque
Jan. 12	Northern Arizona	L	43-66	Flagstaff, Ariz.
Jan. 13	Northern Arizona	L	31-46	Flagstaff, Ariz.
Jan. 26	New Mexico Mines	L	51-57	Socorro, N.M.
Feb. 2	New Mexico State	L	37-51	Albuquerque
Feb. 3	New Mexico State	L	44-53	Albuquerque
Feb. 5	Texas-El Paso	L	37-67	El Paso, Texas
Feb. 6	Texas-El Paso	L	36-62	El Paso, Texas
Feb. 9	Texas Tech	W	39-33	Albuquerque
Feb. 10	Texas Tech	L	33-35	Albuquerque
Feb. 17	Northern Arizona	L	28-57	Albuquerque
Feb. 19	Northern Arizona	W	29-28	Albuquerque
Feb. 20	New Mexico Mines	L	32-34	Albuquerque
Feb. 23	Arizona	L	52-62	Tucson, Ariz.
Feb. 24	Arizona	L	42-59	Tucson, Ariz.
Feb. 26	Arizona State	L	24-62	Tempe, Ariz.
Feb. 27	Arizona State	L	45-56	Tempe, Ariz.
Feb. 29	New Mexico State	L	47-74	Las Cruces, N.M.
Mar. 1	New Mexico State	L	48-55	Las Cruces, N.M.

**Coach: Roy Johnson**

**1940-41 (5-18)**

Dec. 10	New Mexico State	L	31-40	Las Cruces, N.M.
Dec. 11	New Mexico State	L	23-28	Las Cruces, N.M.
Dec. 12	Texas-El Paso	L	36-63	El Paso, Texas
Dec. 19	Denver	L	32-44	Denver, Colo.
Dec. 20	Colorado State	L	39-53	Denver, Colo.
Dec. 21	Colorado College	L	39-56	Denver, Colo.
Jan. 3	Texas-El Paso	L	27-50	Albuquerque
Jan. 4	Texas-El Paso	L	36-58	Albuquerque
Jan. 10	Northern Arizona	W	44-44	Albuquerque
Jan. 11	Northern Arizona	W	38-36	Albuquerque
Jan. 27	New Mexico Mines	W	41-40(OT)	Albuquerque
Jan. 31	Arizona	L	31-47	Albuquerque
Feb. 1	Arizona	W	33-23	Albuquerque
Feb. 3	Texas Tech	L	19-34	Lubbock, Texas
Feb. 4	Texas Tech	L	25-57	Lubbock, Texas
Feb. 8	Northern Arizona	L	55-57	Flagstaff, Ariz.

Dec. 29	Central Missouri State	L 31-55	Okla. City, Okla.
Jan. 9	Texas-El Paso	W 42-38	Albuquerque
Jan. 10	New Mexico State	W 30-25	Albuquerque
Jan. 14	West Texas State	L 44-67	Canyon, Texas
Jan. 15	Texas Tech	L 30-34	Lubbock, Texas
Jan. 16	Hardin Simmons	L 36-45	Abilene, Texas
Jan. 23	New Mexico Mines	W 41-32	Albuquerque
Jan. 27	New Mexico Mines	W 44-36	Socorro, N.M.
Jan. 31	Arizona	W 50-41	Albuquerque
Feb. 3	Northern Arizona	L 28-38	Albuquerque
Feb. 5	Arizona State	W 37-27	Albuquerque
Feb. 9	Northern Arizona	L 42-53	Flagstaff, Ariz.
Feb. 10	Arizona State	L 33-40	Tempe, Ariz.
Feb. 11	Arizona	W 53-43	Tucson, Ariz.
Feb. 19	New Mexico State	L 34-38	Las Cruces, N.M.
Feb. 20	Texas-El Paso	L 43-64	El Paso, Texas
Feb. 23	West Texas State	L 45-75	Albuquerque
Feb. 25	Texas Tech	L 36-53	Albuquerque
Feb. 26	Hardin Simmons	L 46-49	Albuquerque

Coach: Willis Barnes

1942-43 (3-17)

Dec. 18	Kirtland AFB	L 37-39	Albuquerque
Jan. 8	Texas Tech	W 35-28	Albuquerque
Jan. 9	Texas Tech	L 29-37	Albuquerque
Jan. 11	West Texas State	L 45-60	Albuquerque
Jan. 12	West Texas State	L 46-57	Albuquerque
Jan. 19	Kirtland AFB	L 30-45	Santa Fe, N.M.
Jan. 23	New Mexico Mines	W 47-26	Albuquerque
Jan. 29	Texas-El Paso	L 48-58	Albuquerque
Jan. 30	Texas-El Paso	L 32-59	Albuquerque
Feb. 3	Texas Tech	L 31-37	Lubbock, Texas
Feb. 4	Texas Tech	L 30-32	Lubbock, Texas
Feb. 5	West Texas State	L 37-48	Canyon, Texas
Feb. 6	West Texas State	L 38-45	Canyon, Texas
Feb. 12	Texas-El Paso	L 53-57(OT)	El Paso, Texas
Feb. 13	Texas-El Paso	L 43-51	El Paso, Texas
Feb. 17	Arizona	L 40-55	Albuquerque
Feb. 18	Arizona State	W 41-34	Albuquerque
Feb. 19	Arizona	L 37-41	Albuquerque
Feb. 20	Arizona State	L 40-50	Albuquerque
Feb. 24	New Mexico Mines	L 47-51	Socorro, N.M.

Coach: Willis Barnes

1943-44 (11-2)

Nov. 27	New Mexico Mines	W 69-43	Albuquerque
Dec. 4	Camp Luna	W 53-35	Albuquerque
Dec. 10	Third Air Base	W 58-31	Albuquerque
Dec. 17	Kirtland AFB	L 39-40(OT)	Albuquerque
Dec. 18	Camp Luna	W 54-45	Albuquerque
Jan. 6	New Mexico Mines	W 63-49	Socorro, N.M.
Jan. 8	Colorado College	L 45-46	Albuquerque
Jan. 15	Kirtland AFB	W 46-39	Albuquerque
Jan. 22	Texas Tech	W 56-44	Lubbock, Texas
Jan. 28	Denver	W 45-34	Albuquerque
Jan. 29	Denver	W 47-29	Albuquerque
Feb. 4	Texas Tech	W 61-36	Albuquerque
Feb. 5	Texas Tech	W 39-30	Albuquerque

Coach: George White

1944-45 (14-2)

Dec. 11	Hardin Simmons	W 78-27	Albuquerque
Dec. 12	Hardin Simmons	W 58-18	Albuquerque
Dec. 16	New Mexico State	W 55-27	Albuquerque
Dec. 21	Kirtland AFB	L 37-39	Albuquerque
Jan. 5	West Texas State	W 54-53	Albuquerque
Jan. 6	West Texas State	W 39-34	Albuquerque
Jan. 8	Kirtland AFB	L 28-46	Albuquerque
Jan. 12	Texas-El Paso	W 59-37	Albuquerque
Jan. 13	Texas-El Paso	W 66-41	Albuquerque
Jan. 18	Eastern New Mexico	W 66-25	Albuquerque
Jan. 20	Northern Arizona	W 36-33	Flagstaff, Ariz.
Jan. 22	Texas Tech	W 47-39	Albuquerque
Jan. 23	Texas Tech	W 57-41	Albuquerque
Feb. 3	Texas-El Paso	W 46-43	El Paso, Texas
Feb. 9	Eastern New Mexico	W 53-50	Portales, N.M.
Feb. 10	Texas Tech	W 42-38	Lubbock, Texas

Coach: Woody Clements

1945-46 (16-9)

Dec. 14	New Mexico State	W 38-31	Albuquerque
Dec. 15	New Mexico State	W 50-23	Albuquerque
Dec. 20	Arizona	W 42-37	Albuquerque
Dec. 21	Arizona	L 38-47	Albuquerque
Dec. 28	Arizona State	W 50-44	Albuquerque
Dec. 29	Arizona State	W 59-39	Albuquerque
Jan. 4	West Texas State	L 42-59	Canyon, Texas
Jan. 5	Texas Tech	L 55-63	Lubbock, Texas
Jan. 7	Fort Bliss	W 53-39	Albuquerque
Jan. 11	Texas-El Paso	W 63-38	El Paso, Texas
Jan. 12	Texas-El Paso	W 45-36	El Paso, Texas
Jan. 17	Northern Arizona	L 44-54	Albuquerque
Jan. 18	West Texas State	W 40-36	Albuquerque

Jan. 19	West Texas State	L 34-47	Albuquerque
Jan. 25	New Mexico State	W 60-39	Las Cruces, N.M.
Jan. 26	New Mexico State	W 61-49	Las Cruces, N.M.
Feb. 1	Arizona	L 53-78	Tucson, Ariz.
Feb. 2	Arizona	L 42-73	Tucson, Ariz.
Feb. 8	Texas Tech	W 47-45	Albuquerque
Feb. 9	Texas Tech	L 48-55	Albuquerque
Feb. 11	Texas-El Paso	W 61-27	Albuquerque
Feb. 12	Texas-El Paso	W 45-28	Albuquerque
Feb. 28	Arizona State	W 34-32	Albuquerque
Mar. 1	West Texas State	L 38-46	Albuquerque
Mar. 2	Texas Tech	W 49-44	Albuquerque

Coach: Woody Clements

1946-47 (11-8)

Dec. 10	Hawai'i All-Stars	W 99-53	Albuquerque
Dec. 12	Hardin Simmons	W 70-27	Albuquerque
Dec. 17	Texas-El Paso	W 67-58	El Paso, Texas
Dec. 19	Continental Airlines	L 43-50	Albuquerque
Jan. 11	Arizona	L 40-58	Albuquerque
Jan. 15	Texas-El Paso	W 68-56	Albuquerque
Jan. 17	New Mexico State	W 68-45	Las Cruces, N.M.
Jan. 24	New Mexico State	W 55-30	Albuquerque
Feb. 5	Northern Arizona	L 49-65	Flagstaff, Ariz.
Feb. 6	Arizona State	L 54-56	Tempe, Ariz.
Feb. 7	Arizona	L 37-67	Tucson, Ariz.
Feb. 14	West Texas State	W 51-47	Albuquerque
Feb. 15	Texas Tech	W 51-49	Albuquerque
Feb. 19	Arizona State	W 73-56	Albuquerque
Feb. 20	Northern Arizona	W 63-47	Albuquerque
Feb. 27	Hardin Simmons	W 65-56	Abilene, Texas
Feb. 28	Texas Tech	L 40-44	Lubbock, Texas
Mar. 1	West Texas State	L 54-62	Canyon, Texas
Mar. 11	Hamline (NAIA Tournament)	L 49-71	Kansas City, Mo.

Coach: Woody Clements

1947-48 (14-15)

Dec. 2	Eastern New Mexico	W 57-24	Albuquerque
Dec. 3	New Mexico Highlands	W 45-44	Las Vegas, N.M.
Dec. 5	Colorado College	L 44-50	Colo. Springs, Colo.
Dec. 6	Colorado College	L 57-61	Colo. Springs, Colo.
Dec. 12	Western New Mexico	W 57-32	Albuquerque
Dec. 13	Western New Mexico	W 64-30	Albuquerque
Dec. 16	West Texas State	L 54-69	Canyon, Texas
Dec. 17	Texas Tech	L 46-62	Lubbock, Texas
Dec. 18	Hardin Simmons	L 57-58	Abilene, Texas
Dec. 19	Eastern New Mexico	W 59-37	Portales, N.M.
Dec. 29	Fresno State	L 49-57	Fresno, Calif.
Dec. 30	Fresno State	L 43-47	Fresno, Calif.
Jan. 2	Cal-Santa Barbara	L 38-58	Santa Barbara, Calif.
Jan. 3	Pepperdine	L 43-59	Malibu, Calif.
Jan. 7	Northern Arizona	W 61-53	Albuquerque
Jan. 8	Arizona State	W 48-47	Albuquerque
Jan. 13	Texas-El Paso	L 42-72	El Paso, Texas
Jan. 14	New Mexico State	W 47-43	Las Cruces, N.M.
Jan. 17	Hardin Simmons	W 64-46	Albuquerque
Jan. 22	New Mexico Highlands	W 52-35	Albuquerque
Jan. 24	New Mexico State	W 53-41	Albuquerque
Feb. 5	Arizona	L 46-58	Tucson, Ariz.
Feb. 6	Arizona State	L 27-47	Tempe, Ariz.
Feb. 7	Northern Arizona	L 33-54	Flagstaff, Ariz.
Feb. 10	Texas-El Paso	W 44-43	Albuquerque
Feb. 12	Arizona	L 59-62	Albuquerque
Feb. 18	Texas Tech	W 50-43	Albuquerque
Feb. 19	West Texas State	W 48-47	Albuquerque
Feb. 23	Regis	L 44-49	Denver, Colo.

Coach: Woody Clements

1948-49 (11-12)

Dec. 2	Phillips 66	L 37-52	Albuquerque
Dec. 10	West Texas State	L 41-54	Tucumcari, N.M.
Dec. 17	Texas-El Paso	W 59-43	Albuquerque
Dec. 20	Abilene Christian	W 69-48	Albuquerque
Dec. 23	Oklahoma City	W 38-36	Albuquerque
Dec. 30	Central Oklahoma	L 44-55	Portales, N.M.
Dec. 31	Hardin Simmons	W 55-39	Portales, N.M.
Jan. 1	Abilene Christian	W 46-44	Portales, N.M.
Jan. 7	West Texas State	W 52-50	Albuquerque
Jan. 8	Texas Tech	L 50-58	Albuquerque
Jan. 10	Northern Arizona	W 40-30	Flagstaff, Ariz.
Jan. 12	Arizona	L 53-57	Tucson, Ariz.
Jan. 13	Arizona State	L 43-47	Tempe, Ariz.
Jan. 20	New Mexico State	W 60-49	Albuquerque
Feb. 3	New Mexico State	L 32-51	Las Cruces, N.M.
Feb. 4	Texas-El Paso	L 51-53	El Paso, Texas
Feb. 9	Arizona State	W 41-38	Albuquerque
Feb. 12	Northern Arizona	W 46-41	Albuquerque
Feb. 17	Hardin Simmons	L 48-55	Abilene, Texas
Feb. 18	Texas Tech	L 51-53	Lubbock, Texas
Feb. 19	West Texas State	L 48-60	Canyon, Texas
Feb. 23	Hardin Simmons	L 74-58	Albuquerque
Mar. 2	Arizona	L 57-66	Albuquerque

Coach: Woody Clements

1949-50 (5-19)

Dec. 3	Eastern New Mexico	W 54-32	Albuquerque
Dec. 13	Duquesne	L 36-55	Pittsburgh, Pa.
Dec. 14	West Virginia	L 47-53	Morgantown, W. Va.
Dec. 16	Kent	L 53-63	Cleveland, Ohio
Dec. 19	Seton Hall	L 44-62	South Orange, N.J.
Dec. 21	Iona	L 56-61	New Rochelle, N.Y.
Dec. 30	Arizona	L 52-65	El Paso, Texas
Dec. 31	West Texas State	L 46-63	El Paso, Texas
Jan. 6	Hardin Simmons	L 42-52	Albuquerque
Jan. 7	Texas Tech	L 44-48	Albuquerque
Jan. 12	West Texas State	L 33-37	Canyon, Texas
Jan. 13	Texas Tech	L 55-59	Lubbock, Texas
Jan. 14	Hardin Simmons	L 51-68	Abilene, Texas
Jan. 21	New Mexico State	W 77-61	Albuquerque
Feb. 1	New Mexico State	L 53-54(OT)	Las Cruces, N.M.
Feb. 2	Texas-El Paso	L 41-69	El Paso, Texas
Feb. 9	Arizona (18)	L 53-57	Albuquerque
Feb. 13	Texas-El Paso	W 63-55	Albuquerque
Feb. 16	West Texas State	L 61-70	Albuquerque
Feb. 22	Arizona (19)	L 62-71	Tucson, Ariz.
Feb. 23	Arizona State	L 75-96	Tempe, Ariz.
Feb. 24	Northern Arizona	L 52-58	Flagstaff, Ariz.
Feb. 27	Arizona State	W 77-71	Albuquerque
Mar. 2	Northern Arizona	W 68-56	Albuquerque

Coach: Woody Clements

1950-51 (13-11)

Dec. 6	Western State	W 92-49	Albuquerque
Dec. 9	Northern Arizona	W 64-62	Gallup, N.M.
Dec. 13	Texas-El Paso	W 75-65	Albuquerque
Dec. 18	Wyoming	L 56-74	Casper, Wyo.
Dec. 19	Wyoming	L 37-58	Green River, Wyo.
Dec. 23	Southern Mississippi	W 53-51	Albuquerque
Dec. 27	Denver	L 40-59	Denver, Colo.
Dec. 29	Brigham Young	L 56-64	Denver, Colo.
Dec. 30	Montana	W 71-59	Denver, Colo.
Jan. 4	Hardin Simmons	W 57-55	Abilene, Texas
Jan. 5	Texas Tech	L 50-59	Lubbock, Texas
Jan. 6	West Texas State	L 47-69	Canyon, Texas
Jan. 10	Northern Arizona	W 73-41	Albuquerque
Jan. 12	Arizona State	W 51-46	Albuquerque
Jan. 17	New Mexico State	W 52-50	Albuquerque
Feb. 10	Texas Tech	L 53-62	Albuquerque
Feb. 12	Arizona (16)	L 53-77	Albuquerque
Feb. 16	New Mexico State	L 45-53	Las Cruces, N.M.
Feb. 17	Texas-El Paso	W 61-55	El Paso, Texas
Feb. 22	Northern Arizona	W 77-54	Flagstaff, Ariz.
Feb. 23	Arizona State	L 53-56	Tempe, Ariz.
Feb. 24	Arizona (11)	L 58-63	Tucson, Ariz.
Feb. 27	West Texas State	W 65-54	Albuquerque
Mar. 1	Hardin Simmons	W 55-54	Albuquerque

Coach: Woody Clements

1951-52 (6-19)

Dec. 3	New Mexico State	L 47-57	Albuquerque
Dec. 5	West Texas State	L 49-69	Canyon, Texas
Dec. 10	West Texas State	L 43-63	Albuquerque
Dec. 14	Texas-El Paso	W 79-70	Albuquerque
Dec. 17	Wichita State	L 58-84	Albuquerque
Dec. 19	Northern Arizona	L 56-58	Flagstaff, Ariz.
Dec. 31	Texas Tech	L 52-57	Lubbock, Texas
Jan. 3	Utah (18)	L 47-59	Albuquerque
Jan. 5	Colorado State	W 64-63	Albuquerque
Jan. 11	Wyoming	L 62-85	Laramie, Wyo.
Jan. 12	Colorado State	L 60-85	Fort Collins, Colo.
Jan. 19	Denver	L 58-72	Albuquerque
Jan. 26	Brigham Young	L 49-72	Albuquerque
Jan. 31	Montana	L 64-74	Missoula, Mont.
Feb. 2	Utah State	L 52-68	Logan, Utah
Feb. 7	Utah State	L 58-62	Albuquerque
Feb. 9	Wyoming	L 48-84	Albuquerque
Feb. 13	Northern Arizona	W 74-55	Albuquerque
Feb. 16	Denver	L 44-61	Denver, Colo.
Feb. 18	Texas Tech	W 67-53	Albuquerque
Feb. 22	Utah	L 74-96	Salt Lake City, Utah
Feb. 23	Brigham Young	L 61-90	Provo, Utah
Feb. 28	Montana	L 59-63	Albuquerque
Mar. 1	Texas-El Paso	W 73-69	El Paso, Texas
Mar. 3	New Mexico State	W 40-38	Las Cruces, N.M.

Coach: Berl Huffman

1952-53 (10-15)

Dec. 1	West Texas State	W 62-46	Albuquerque
Dec. 2	West Texas State	W 64-53	Albuquerque
Dec. 9	San Diego Marines	L 68-76	Albuquerque
Dec. 12	Texas-El Paso	W 76-66	El Paso, Texas
Dec. 16	New Mexico State	L 61-65	Las Cruces, N.M.
Dec. 19	Northern Arizona	W 83-69	Flagstaff, Ariz.
Dec. 29	Texas Tech	L 67-75	Canyon, Texas
Dec. 30	West Texas State	L 75-77	Canyon, Texas
Jan. 2	Wyoming	L 72-77	Laramie, Wyo.

Jan. 3	Colorado State	L 66-85	Fort Collins, Colo.
Jan. 8	Utah	W 66-59	Albuquerque
Jan. 10	Brigham Young	L 57-73	Albuquerque
Jan. 16	Colorado State	W 72-56	Albuquerque
Jan. 17	Wyoming	L 59-63	Albuquerque
Jan. 28	Texas-El Paso	W 83-70	Albuquerque
Jan. 31	Denver	W 88-63	Albuquerque
Feb. 7	Utah State	L 70-76	Logan, Utah
Feb. 9	Montana	L 70-78	Missoula, Mont.
Feb. 19	Montana	W 70-63	Albuquerque
Feb. 21	Utah State	W 99-91	Albuquerque
Feb. 23	Northern Arizona	L 50-57	Gallup, N.M.
Feb. 28	Denver	L 64-66	Denver, Colo.
Mar. 2	New Mexico State	L 69-72(OT)	Albuquerque
Mar. 6	Brigham Young	L 43-61	Provo, Utah
Mar. 7	Utah	L 73-96	Salt Lake City, Utah

**Coach: Woody Clements**

**1953-54 (12-11)**

Dec. 9	San Diego Marines	W 70-65	Albuquerque
Dec. 15	Pasadena College	L 62-71	Albuquerque
Dec. 16	New Mexico State	W 58-38	Albuquerque
Dec. 19	Northern Arizona	W 64-50	Albuquerque
Dec. 29	Phillips Univ.	W 69-67	Albuquerque
Dec. 30	Phillips Univ.	W 64-38	Albuquerque
Jan. 2	Colorado State	L 51-77	Fort Collins, Colo.
Jan. 4	Wyoming	L 61-81	Laramie, Wyo.
Jan. 8	Utah	W 65-60	Salt Lake City, Utah
Jan. 9	Brigham Young	L 63-76	Provo, Utah
Jan. 16	Colorado State (18)	L 60-67	Albuquerque
Jan. 18	Wyoming	L 53-56	Albuquerque
Jan. 30	Denver	W 75-61	Denver, Colo.
Feb. 6	Utah State	W 97-74	Albuquerque
Feb. 8	Montana	W 76-67	Albuquerque
Feb. 12	Eastern New Mexico	W 72-50	Albuquerque
Feb. 13	Eastern New Mexico	W 102-58	Albuquerque
Feb. 20	Utah State	L 55-65	Logan, Utah
Feb. 22	Montana	L 65-76	Missoula, Mont.
Feb. 27	Denver	W 58-56	Albuquerque
Mar. 2	New Mexico State	L 51-58	Las Cruces, N.M.
Mar. 4	Brigham Young	L 79-84	Albuquerque
Mar. 6	Utah	L 76-80	Albuquerque

**Coach: Woody Clements**

**1954-55 (7-17)**

Dec. 1	New Mexico Military	W 71-59	Albuquerque
Dec. 3	Eastern New Mexico	W 76-54	Portales, N.M.
Dec. 4	Eastern New Mexico	W 88-66	Portales, N.M.
Dec. 11	New Mexico State	L 60-61	Albuquerque
Dec. 18	Southern California	L 39-103	Los Angeles, Calif.
Dec. 22	UCLA (17)	L 41-106	Los Angeles, Calif.
Dec. 29	Central Oklahoma	W 83-64	Albuquerque
Jan. 1	Arizona	W 71-65	Albuquerque
Jan. 6	Brigham Young	L 62-92	Albuquerque
Jan. 8	Utah (8)	L 59-69	Albuquerque
Jan. 14	Colorado State	L 59-81	Fort Collins, Colo.
Jan. 15	Wyoming	L 56-72	Laramie, Wyo.
Jan. 22	Denver	W 66-56	Albuquerque
Jan. 29	Denver	L 56-97	Denver, Colo.
Jan. 31	Regis	L 49-64	Denver, Colo.
Feb. 3	Utah State	L 63-89	Logan, Utah
Feb. 5	Montana	L 60-66	Missoula, Mont.
Feb. 7	Montana	L 47-57	Missoula, Mont.
Feb. 17	Wyoming	L 52-59	Albuquerque
Feb. 19	Colorado State	W 70-65	Albuquerque
Feb. 22	New Mexico State	L 57-64	Las Cruces, N.M.
Feb. 26	Utah State	L 68-79	Albuquerque
Mar. 4	Utah (7)	L 42-85	Salt Lake City, Utah
Mar. 5	Brigham Young	L 48-74	Provo, Utah

**Coach: Woody Clements**

**1955-56 (6-16)**

Dec. 3	Texas-El Paso	L 52-67	El Paso, Texas
Dec. 5	New Mexico State	L 53-66	Las Cruces, N.M.
Dec. 8	Occidental	L 53-57	Santa Fe, N.M.
Dec. 17	Kentucky Wesleyan	L 69-73 (OT)	Albuquerque
Dec. 19	West Texas State	L 80-88	Canyon, Texas
Dec. 20	Hamline	L 59-70	Canyon, Texas
Dec. 30	Texas-El Paso	W 93-85 (OT)	Albuquerque
Jan. 6	Colorado State	L 52-67	Fort Collins, Colo.
Jan. 7	Wyoming	W 80-71	Laramie, Wyo.
Jan. 11	Montana	W 92-79	Albuquerque
Jan. 12	Montana	W 73-50	Albuquerque
Jan. 14	Utah (20)	L 73-87	Albuquerque
Jan. 18	New Mexico State	L 51-58	Albuquerque
Jan. 21	Denver	W 69-61	Albuquerque
Feb. 3	Brigham Young	L 53-87	Provo, Utah
Feb. 4	Utah State	L 62-75	Logan, Utah
Feb. 11	Denver	L 61-81	Denver, Colo.
Feb. 16	Utah	L 74-101	Salt Lake City, Utah
Feb. 24	Colorado State	L 67-75	Albuquerque
Feb. 25	Wyoming	L 36-69	Albuquerque
Mar. 1	Brigham Young	L 69-75	Albuquerque

Mar. 3	Utah State	W 74-63	Albuquerque
--------	------------	---------	-------------

**Coach: Bill Stockton**

**1956-57 (5-21)**

Nov. 30	New Mexico State	W 64-62	Albuquerque
Dec. 5	Texas-El Paso	L 65-75	El Paso, Texas
Dec. 7	New Mexico State	W 73-65	Las Cruces, N.M.
Dec. 10	Regis	L 75-79	Durango, Colo.
Dec. 13	Arizona	L 55-74	Tucson, Ariz.
Dec. 15	Murray State	W 79-72	Albuquerque
Dec. 17	Memphis State	L 72-96	Memphis, Tenn.
Dec. 19	Vanderbilt	L 59-81	Nashville, Tenn.
Dec. 20	Kentucky Wesleyan	L 66-71	Owensboro, Ky.
Dec. 28	Texas-El Paso	L 65-78	Canyon, Texas
Dec. 29	West Texas State	W 88-78(OT)	Canyon, Texas
Jan. 4	Wyoming	L 65-67	Albuquerque
Jan. 5	Colorado State (OT)	W 70-62	Albuquerque
Jan. 10	Montana	L 50-68	Missoula, Mont.
Jan. 12	Utah	L 63-90	Salt Lake City, Utah
Jan. 19	Denver	L 55-60	Denver, Colo.
Jan. 29	Oklahoma City (16)	L 86-107	Albuquerque
Feb. 2	Utah State	L 73-84	Albuquerque
Feb. 4	Brigham Young	L 60-73	Albuquerque
Feb. 9	Denver	L 72-77	Albuquerque
Feb. 14	Utah	L 39-57	Albuquerque
Feb. 16	Montana	L 33-36	Albuquerque
Feb. 22	Wyoming	L 42-56	Laramie, Wyo.
Feb. 23	Colorado State	L 54-78	Fort Collins, Colo.
Mar. 1	Brigham Young	L 41-67	Provo, Utah
Mar. 2	Utah State	L 61-69	Logan, Utah

**Coach: Bill Stockton**

**1957-58 (3-21)**

Dec. 6	Western New Mexico	W 68-52	Albuquerque
Dec. 7	Air Force	L 50-68	Albuquerque
Dec. 13	Hamline	W 47-42	Albuquerque
Dec. 14	California Poly-SLO	W 76-59	Albuquerque
Dec. 16	New Mexico State	L 49-60	Albuquerque
Dec. 20	Texas-El Paso	L 54-55	Albuquerque
Dec. 27	Wisconsin	L 59-61	Albuquerque
Dec. 28	Michigan	L 66-78	Albuquerque
Jan. 3	Oklahoma City	L 60-89	Oklahoma City, Okla.
Jan. 4	Wichita State	L 63-81	Wichita, Kan.
Jan. 10	Wyoming	L 61-101	Laramie, Wyo.
Jan. 11	Colorado State	L 58-77	Fort Collins, Colo.
Jan. 16	Utah	L 55-86	Albuquerque
Jan. 18	Montana	L 49-68	Albuquerque
Jan. 25	Colorado State	L 41-48	Albuquerque
Feb. 1	Denver	L 56-84	Denver, Colo.
Feb. 7	Brigham Young	L 53-66	Provo, Utah
Feb. 8	Utah State	L 46-60	Logan, Utah
Feb. 15	Wyoming	L 52-61	Albuquerque
Feb. 20	Montana	L 45-71	Missoula, Mont.
Feb. 22	Utah	L 55-75	Salt Lake City, Utah
Mar. 1	Denver	L 55-72	Albuquerque
Mar. 6	Utah State	L 68-78	Albuquerque
Mar. 8	Brigham Young	L 55-77	Albuquerque

**Coach: Bill Stockton**

**1958-59 (3-19)**

Dec. 3	Northern Arizona	W 76-61	Santa Fe, N.M.
Dec. 6	Western New Mexico	L 75-85	Albuquerque
Dec. 12	Texas-El Paso	L 53-68	El Paso, Texas
Dec. 13	New Mexico State	L 53-67	Las Cruces, N.M.
Dec. 20	Cal-Santa Barbara	W 79-73	Albuquerque
Dec. 22	Rice	L 69-81	Albuquerque
Jan. 3	New Mexico State	L 59-96	Albuquerque
Jan. 10	Wyoming	W 59-56	Albuquerque
Jan. 15	Utah	L 50-76	Salt Lake City, Utah
Jan. 17	Montana	L 44-63	Missoula, Mont.
Jan. 24	Colorado State	L 56-67	Albuquerque
Jan. 31	Denver	L 66-97	Denver, Colo.
Feb. 5	Brigham Young	L 77-85	Albuquerque
Feb. 7	Utah State	L 72-87	Albuquerque
Feb. 13	Colorado State	L 55-74	Fort Collins, Colo.
Feb. 14	Wyoming	L 64-91	Laramie, Wyo.
Feb. 19	Montana	L 59-84	Albuquerque
Feb. 21	Utah (13)	L 65-68	Albuquerque
Feb. 28	Denver	L 61-84	Albuquerque
Mar. 2	Arizona	L 77-80	Albuquerque
Mar. 6	Utah State	L 72-93	Logan, Utah
Mar. 7	Brigham Young	L 62-92	Provo, Utah

**Coach: Bob Sweeney**

**1959-60 (6-19)**

Dec. 1	Texas Tech	L 62-84	Lubbock, Texas
Dec. 7	Colorado	L 60-82	Boulder, Colo.
Dec. 10	Texas-El Paso	L 77-81(OT)	Albuquerque
Dec. 12	New Mexico State	W 68-63	Albuquerque
Dec. 23	U.S. International	W 83-47	Albuquerque
Dec. 26	Xavier	L 76-84	Cincinnati, Ohio
Dec. 28	Detroit (11)	L 64-100	Detroit, Mich.
Dec. 29	Valparaiso	W 80-76	Detroit, Mich.

Jan. 8	Wyoming	L 67-73	Laramie, Wyo.
Jan. 9	Colorado State	L 67-88	Fort Collins, Colo.
Jan. 14	Utah (7)	L 81-112	Albuquerque
Jan. 16	Montana	W 77-69 (OT)	Albuquerque
Jan. 23	Colorado State	L 63-77	Albuquerque
Jan. 29	Air Force	L 66-70	Denver, Colo.
Jan. 30	Denver	L 79-107	Denver, Colo.
Feb. 1	New Mexico State	L 66-78	Las Cruces, N.M.
Feb. 5	Brigham Young	L 67-95	Provo, Utah
Feb. 6	Utah State (9)	L 59-86	Logan, Utah
Feb. 10	Arizona	L 62-64	Tucson, Ariz.
Feb. 13	Wyoming	W 64-51	Albuquerque
Feb. 18	Montana	W 80-79	Missoula, Mont.
Feb. 20	Utah (8)	L 83-91	Salt Lake City, Utah
Feb. 27	Denver	L 83-106	Albuquerque
Mar. 3	Utah State (10)	L 72-103	Albuquerque
Mar. 5	Brigham Young	L 69-75	Albuquerque

**Coach: Bob Sweeney**

**1960-61 (6-17)**

Dec. 1	Air Force	L 73-85	Colorado Springs, Colo.
Dec. 3	Hamline	W 66-53	Albuquerque
Dec. 5	Colorado	L 65-74	Albuquerque
Dec. 9	New Mexico State	L 69-82	Las Cruces, N.M.
Dec. 10	Texas-El Paso	L 75-81	El Paso, Texas
Dec. 12	Kansas State (20)	L 64-81	Albuquerque
Dec. 15	Northern Colorado	W 95-86	Albuquerque
Dec. 16	Arizona	W 79-73	Albuquerque
Dec. 21	Vanderbilt (17)	L 59-66	Albuquerque
Jan. 7	Wyoming	W 71-64	Albuquerque
Jan. 12	Utah	L 66-111	Salt Lake City, Utah
Jan. 14	Montana	L 56-83	Missoula, Mont.
Jan. 21	Colorado State	L 53-60	Albuquerque
Feb. 2	Brigham Young	L 76-97	Albuquerque
Feb. 4	Utah State	W 75-68	Albuquerque
Feb. 10	Colorado State	L 61-90	Fort Collins, Colo.
Feb. 11	Wyoming	L 62-72	Laramie, Wyo.
Feb. 16	Montana	L 53-56	Albuquerque
Feb. 18	Utah (16)	L 63-77	Albuquerque
Feb. 22	Denver	W 69-57	Albuquerque
Feb. 25	Denver	L 64-68	Denver, Colo.
Mar. 3	Utah State	L 78-108	Logan, Utah
Mar. 4	Brigham Young	L 65-70	Provo, Utah

**Coach: Bob Sweeney**

**1961-62 (6-20)**

Dec. 2	Kansas State (6)	L 52-94	Manhattan, Kan.
Dec. 4	Washington-Missouri	L 72-73	St. Louis, Mo.
Dec. 8	Oregon	W 56-46	Albuquerque
Dec. 15	Texas-El Paso	L 66-68	Albuquerque
Dec. 16	Arizona State	L 59-82	Albuquerque
Dec. 19	New Mexico State	L 72-76	Albuquerque
Dec. 21	San Jose State	W 63-51	Albuquerque
Dec. 23	Arizona	L 63-85	Tucson, Ariz.
Dec. 26	New Mexico State	L 62-86	Las Cruces, N.M.
Dec. 28	New Mexico State	W 80-76 (2OT)	El Paso, Texas
Dec. 29	Texas-El Paso	L 55-73	El Paso, Texas
Jan. 5	Colorado State	L 41-67	Fort Collins, Colo.
Jan. 6	Wyoming	W 84-73	Laramie, Wyo.
Jan. 11	Montana	L 79-91	Albuquerque
Jan. 13	Utah (11)	L 65-72	Albuquerque
Jan. 20	Colorado State	L 58-74	Albuquerque
Jan. 27	Denver	L 82-94	Denver, Colo.
Feb. 2	Utah State	L 64-76	Logan, Utah
Feb. 3	Brigham Young	L 74-76	Provo, Utah
Feb. 7	Air Force	L 56-62	Albuquerque
Feb. 10	Wyoming	W 81-74	Albuquerque
Feb. 15	Utah (19)	L 65-90	Salt Lake City, Utah
Feb. 17	Montana	L 47-73	Missoula, Mont.
Feb. 24	Denver	L 81-99	Albuquerque
Mar. 1	Brigham Young	W 80-70	Albuquerque
Mar. 3	Utah State	L 77-88	Albuquerque

**Coach: Bob Sweeney**

**1962-63 (16-9, 4-6 WAC)**

Dec. 1	Fort Hays State	W 66-55	Albuquerque
Dec. 3	Denver	W 63-52	Albuquerque
Dec. 6	Texas Tech	W 90-66	Albuquerque
Dec. 8	New Mexico State	W 71-51	Las Cruces, N.M.
Dec. 10	Texas-El Paso	L 44-67	El Paso, Texas
Dec. 14	Long Beach State	L 44-60	Long Beach, Calif.
Dec. 15	Cal State Los Angeles	W 71-51	Los Angeles, Calif.
Dec. 20	Colorado State	W 56-46	Albuquerque
Dec. 22	Southwest Missouri State	W 78-50	Albuquerque
Dec. 28	Abilene Christian	W 88-64	Abilene, Texas
Jan. 4	Hamline	W 64-37	Albuquerque
Jan. 5	West Texas State	L 58-63	Canyon, Texas
Jan. 7	New Mexico State	W 84-65	Albuquerque
Jan. 11	Wyoming	W 53-49	Laramie, Wyo.
Jan. 12	Denver	W 52-51	Denver, Colo.
Jan. 17	Arizona State (4)	L 47-59	Albuquerque
Jan. 19	Arizona	W 59-48	Albuquerque
Feb. 4	SW Oklahoma State	W 91-53	Albuquerque

Feb. 8	Brigham Young	L 73-76	Provo, Utah
Feb. 9	Utah	L 57-74	Salt Lake City, Utah
Feb. 16	Wyoming	L 54-55	Albuquerque
Feb. 22	Arizona	L 46-49	Tucson, Ariz.
Feb. 23	Arizona State (4)	L 62-76	Tempe, Ariz.
Feb. 28	Utah	W 84-71	Albuquerque
Mar. 2	Brigham Young	W 84-59	Albuquerque

**Coach: Bob King**

**1963-64 (23-6, 7-3 WAC) - WAC CHAMPIONS**

Nov. 30	Texas Tech	W 76-75	Lubbock, Texas
Dec. 2	Abilene Christian	W 79-65	Albuquerque
Dec. 4	Pacific	W 76-48	Albuquerque
Dec. 6	Colorado State	W 55-53	Fort Collins, Colo.
Dec. 12	Denver	W 49-43	Albuquerque
Dec. 14	New Mexico State	W 92-55	Albuquerque
Dec. 19	Kansas	W 59-54	Albuquerque
Dec. 21	Washington-Missouri	L 55-56	St. Louis, Mo.
Dec. 23	Purdue	W 63-61	West Lafayette, Ind.
Jan. 3	Oklahoma Christian	W 92-40	Albuquerque
Jan. 4	West Texas State	W 85-63	Albuquerque
Jan. 10	Brigham Young	W 59-57	Provo, Utah
Jan. 11	Utah	L 65-67	Salt Lake City, Utah
Jan. 16	Arizona	W 59-50	Albuquerque
Jan. 18	Arizona State	W 63-54	Albuquerque
Jan. 27	Eastern Montana	W 88-42	Albuquerque
Feb. 1	Panhandle A&M	W 57-36	Albuquerque
Feb. 8	Texas-El Paso	L 60-62	Albuquerque
Feb. 10	New Mexico State	W 65-53	Las Cruces, N.M.
Feb. 15	Wyoming	W 74-65	Albuquerque
Feb. 21	Arizona State	L 45-47	Tempe, Ariz.
Feb. 22	Arizona	L 46-54	Tucson, Ariz.
Feb. 28	Wyoming	W 64-63	Laramie, Wyo.
Feb. 29	Denver	W 71-41	Denver, Colo.
Mar. 5	Brigham Young	W 84-80	Albuquerque
Mar. 7	Utah	W 93-65	Albuquerque
Mar. 17	Drake	W 65-60	New York City, N.Y. (NIT)
Mar. 19	New York U.	W 72-65	New York City, N.Y. (NIT)
Mar. 21	Bradley	L 54-86	New York City, N.Y. (NIT)

**Coach: Bob King**

**1964-65 (19-8, 5-5 WAC)**

Dec. 1	Colorado College	W 72-30	Albuquerque
Dec. 3	Kansas	L 40-59	Lawrence, Kan.
Dec. 5	Texas Tech	W 72-57	Albuquerque
Dec. 7	Long Beach State	W 72-53	Albuquerque
Dec. 10	New Mexico State	W 86-38	Albuquerque
Dec. 14	Iowa State	W 87-54	Albuquerque
Dec. 18	Cal State Hayward	W 86-36	Albuquerque
Dec. 23	Howard Payne	W 102-32	Albuquerque
Dec. 29	Texas Christian	W 76-58	El Paso, Texas
Dec. 30	Texas-El Paso	W 55-47	El Paso, Texas
Jan. 2	Denver	W 67-45	Albuquerque
Jan. 7	Arizona State	W 49-48	Albuquerque
Jan. 9	Arizona	W 64-42	Albuquerque
Jan. 16	Wyoming	L 74-81	Albuquerque
Jan. 28	Texas-El Paso	W 69-58	El Paso, Texas
Jan. 30	New Mexico State	W 62-37	Las Cruces, N.M.
Feb. 5	Hawai'i	W 76-39	Albuquerque
Feb. 6	Hawai'i	W 89-59	Albuquerque
Feb. 11	Utah	W 65-64	Albuquerque
Feb. 13	Brigham Young	W 89-70	Albuquerque
Feb. 19	Arizona State	L 65-71	Tempe, Ariz.
Feb. 20	Arizona	W 70-66	Tucson, Ariz.
Feb. 26 (10)	Wyoming	L 65-83	Laramie, Wyo.
Feb. 27 (10)	Denver	L 58-68	Denver, Colo.
Mar. 5	Utah	L 76-78	Salt Lake City, Utah
Mar. 6	Brigham Young (10)	L 68-69	Provo, Utah
Mar. 15	St. John's	L 54-61	New York City, N.Y. (NIT)

**Coach: Bob King**

**1965-66 (16-8, 4-6 WAC)**

Dec. 1	Midwestern State	W 95-58	Albuquerque
Dec. 4	Baylor	W 74-64	Albuquerque
Dec. 6	Iowa State	W 56-52	Ames, Iowa
Dec. 11	Texas Tech	L 68-78	Lubbock, Texas
Dec. 13	Cal State Los Angeles	W 77-55	Albuquerque
Dec. 17	Hawai'i	W 72-41	Honolulu, Hawai'i
Dec. 18	Hawai'i	W 99-48	Honolulu, Hawai'i
Dec. 28	Tulane	W 78-56	Albuquerque (LI)
Dec. 29	Idaho	W 99-81	Albuquerque (LI)
Jan. 1	Denver	W 87-66	Albuquerque
Jan. 8	Wyoming	W 69-57	Albuquerque
Jan. 13	Brigham Young (7)	W 81-78	Albuquerque
Jan. 15	Utah	L 55-57	Albuquerque
Jan. 29	New Mexico State	W 81-69	Las Cruces, N.M.
Feb. 4	Arizona	L 77-83(2OT)	Tucson, Ariz.
Feb. 5	Arizona State	L 68-74	Tempe, Ariz.
Feb. 10	New Mexico State	W 74-61	Albuquerque
Feb. 12	Texas-El Paso (4)	L 64-67(OT)	Albuquerque
Feb. 18	Wyoming	L 64-104	Laramie, Wyo.
Feb. 19	Denver	W 86-77	Denver, Colo.
Feb. 25	Brigham Young	L 60-89	Provo, Utah

Feb. 26	Utah	L 85-97	Salt Lake City, Utah
Mar. 3	Arizona	W 83-69	Albuquerque
Mar. 5	Arizona State	W 82-63	Albuquerque

**Coach: Bob King**

**1966-67 (19-8, 5-5 WAC)**

Dec. 1 (6)	Abilene Christian	W 62-53	Albuquerque
Dec. 3 (6)	Santa Clara	W 72-54	Albuquerque
Dec. 7 (6)	Loyola Marymount	W 77-59	Albuquerque
Dec. 10 (6)	Texas Tech	W 80-59	Albuquerque
Dec. 16 (5)	Texas-El Paso (2)	W 71-62	El Paso, Texas
Dec. 17 (5)	New Mexico State	L 61-62(OT)	Las Cruces, N.M.
Dec. 19 (6)	North Dakota	W 84-64	Albuquerque
Dec. 21 (6)	Creighton	W 79-68	Omaha, Neb.
Dec. 29 (5)	Texas A&M	W 85-54	Albuquerque (LI)
Dec. 30 (5)	Colorado State	W 64-49	Albuquerque (LI)
Jan. 2 (4)	Denver	W 65-43	Albuquerque
Jan. 7 (4)	Seattle	W 80-60	Albuquerque
Jan. 13 (3)	Wyoming	L 76-86	Laramie, Wyo.
Jan. 14 (3)	Denver	L 66-71	Denver, Colo.
Jan. 20 (9)	Utah	L 64-66	Salt Lake City, Utah
Jan. 21 (9)	Brigham Young	L 73-89	Provo, Utah
Feb. 2	Arizona State	W 88-48	Albuquerque
Feb. 4	Arizona	W 81-50	Albuquerque
Feb. 9	New Mexico State	W 65-57	Albuquerque
Feb. 11	Air Force	W 73-64(OT)	Colorado Springs, Colo.
Feb. 17	Arizona	L 64-70	Tucson, Ariz.
Feb. 18	Arizona State	W 64-50	Tempe, Ariz.
Feb. 23	Brigham Young	W 97-75	Albuquerque
Feb. 25	Utah	W 64-56	Albuquerque
Mar. 4	Wyoming	L 64-65	Albuquerque
Mar. 11	Syracuse	W 66-64	New York, N.Y. (NIT)
Mar. 14	Rutgers	L 60-65	New York, N.Y. (NIT)

**Coach: Bob King**

**1967-68 (23-5, 8-2 WAC) - WAC CHAMPIONS**

Dec. 1	Oregon	W 64-60	Eugene, Ore.
Dec. 2	Seattle	W 68-63	Seattle, Wash.
Dec. 6	Pepperdine	W 93-58	Albuquerque
Dec. 9	Texas Tech	W 60-58	Lubbock, Texas
Dec. 13	West Texas State	W 94-78	Albuquerque
Dec. 16	Hawai'i	W 84-75	Albuquerque
Dec. 18	Loyola Marymount	W 77-76	Albuquerque
Dec. 22	Creighton	W 82-67	Albuquerque
Dec. 27	San Jose State	W 93-75	Albuquerque (LI)
Dec. 28	Rhode Island	W 75-62	Albuquerque (LI)
Jan. 1 (10)	Denver	W 87-76	Albuquerque
Jan. 3 (10)	Air Force	W 88-60	Albuquerque
Jan. 6 (10)	New Mexico State	W 71-64	Las Cruces, N.M.
Jan. 13 (9)	Wyoming	W 81-65	Albuquerque
Jan. 18 (6)	Utah (5)	W 72-66	Albuquerque
Jan. 20 (6)	Brigham Young	W 84-69	Albuquerque
Feb. 2 (4)	Arizona State	W 68-62	Tempe, Ariz.
Feb. 3 (4)	Arizona	L 68-69	Tucson, Ariz.
Feb. 7 (6)	New Mexico State (10)	W 72-71	Albuquerque
Feb. 10 (6)	Texas-El Paso	W 64-58	Albuquerque
Feb. 16 (5)	Brigham Young	W 76-67	Provo, Utah
Feb. 17 (5)	Utah	L 64-71	Salt Lake City, Utah
Feb. 22 (7)	Arizona	W 102-74	Albuquerque
Feb. 24 (7)	Arizona State	W 105-83	Albuquerque
Mar. 1 (7)	Wyoming	W 75-62	Laramie, Wyo.
Mar. 2 (7)	Denver	L 68-70	Denver, Colo.
Mar. 15 (6)	Santa Clara	L 73-86	Albuquerque (NCAA)
Mar. 16 (6)	New Mexico State	L 58-62	Albuquerque (NCAA)

**Coach: Bob King**

**1968-69 (17-9, 4-6 WAC)**

Nov. 30 (8)	Abilene Christian	W 97-58	Albuquerque
Dec. 5 (9)	Hawai'i	W 63-56	Honolulu, Hawai'i
Dec. 6 (8)	Hawai'i	W 77-62	Honolulu, Hawai'i
Dec. 13 (5)	Occidental	W 100-63	Albuquerque
Dec. 14 (5)	Texas-El Paso	W 65-61	Albuquerque
Dec. 16 (5)	Colorado	L 72-79	Boulder, Colo.
Dec. 17 (5)	St. Mary's (Calif.)	W 77-55	Albuquerque
Dec. 20 (5)	San Francisco	W 82-71	Albuquerque (LI)
Dec. 21 (5)	Temple	W 83-70	Albuquerque (LI)
Dec. 23 (6)	Texas-El Paso	L 67-71	El Paso, Texas
Dec. 30 (18)	Butler	L 80-81(OT)	Indianapolis, Ind.
Jan. 2 (18)	Denver	W 68-64	Albuquerque
Jan. 4 (18)	Brown	W 76-47	Albuquerque
Jan. 10	Wyoming	L 68-70	Laramie, Wyo.
Jan. 11	Denver	W 94-81	Denver, Colo.
Jan. 16	Utah	L 76-77	Salt Lake City, Utah
Jan. 18	Brigham Young	L 65-75	Provo, Utah
Jan. 29	New Mexico State (8)	W 86-66	Las Cruces, N.M.
Feb. 1	New Mexico State (8)	W 68-66	Albuquerque
Feb. 6 (18)	Arizona State	L 73-78	Albuquerque
Feb. 8 (18)	Arizona	W 79-74	Albuquerque
Feb. 15	Wyoming	W 65-63	Albuquerque
Feb. 20	Arizona	L 75-77	Tucson, Ariz.
Feb. 22	Arizona State	W 84-75(OT)	Tempe, Ariz.
Feb. 27	Brigham Young	L 71-77(OT)	Albuquerque
Mar. 1	Utah	W 102-80	Albuquerque

**Coach: Bob King**

Dec. 1	Cal State Northridge	W 99-82	Albuquerque
Dec. 6	Oregon	L 59-61	Albuquerque
Dec. 8	New Mexico State (3)	L 83-90	Albuquerque
Dec. 13	Texas Tech	W 87-65	Albuquerque
Dec. 16	New Mexico State (3)	L 73-91	Las Cruces, N.M.
Dec. 19	St. Joseph's (Pa.)	W 78-77	Albuquerque (LI)
Dec. 20	Washington State	W 85-76	Albuquerque (LI)
Dec. 22	California	L 79-83	Berkeley, Calif.
Dec. 29	South Carolina (3)	L 62-85	New Orleans, La.
Dec. 30	West Virginia	L 91-95	New Orleans, La.
Jan. 3	Denver	W 77-70	Albuquerque
Jan. 8	Wyoming	L 74-92	Laramie, Wyo.
Jan. 10	Colorado State	L 62-79	Fort Collins, Colo.
Jan. 15	Arizona State	W 97-86	Albuquerque
Jan. 17	Arizona	L 72-78	Albuquerque
Jan. 29	Brigham Young	W 90-77	Provo, Utah
Jan. 31	Utah	L 73-99	Salt Lake City, Utah
Feb. 5	Texas-El Paso	L 59-74	El Paso, Tex.
Feb. 7	Air Force	W 64-61	Colorado Springs, Colo.
Feb. 12	Colorado State	L 57-64	Albuquerque
Feb. 14	Wyoming	W 90-85	Albuquerque
Feb. 19	Arizona	L 78-80	Tucson, Ariz.
Feb. 21	Arizona State	W 87-85	Tempe, Ariz.
Feb. 26	Utah	W 93-74	Albuquerque
Feb. 28	Brigham Young	W 82-68	Albuquerque
Mar. 4	Texas-El Paso	W 78-70	Albuquerque

**Coach: Bob King**

**1970-71 (14-12, 4-10 WAC)**

Dec. 1	Colorado	W 66-63	Boulder, Colo.
Dec. 4	Butler	W 94-86	Albuquerque
Dec. 5	California	W 82-62	Albuquerque
Dec. 7	Denver	W 86-78	Denver, Colo.
Dec. 10	Wayland Baptist	W 95-71	Albuquerque
Dec. 12	Northern Colorado	W 72-45	Albuquerque
Dec. 14	Texas Tech	W 73-72(OT)	Lubbock, Texas
Dec. 18	Michigan State	L 69-73	Albuquerque (LI)
Dec. 19	Santa Clara	W 91-62	Albuquerque (LI)
Dec. 22	New Mexico State (20)	W 72-66	Albuquerque
Jan. 2	New Mexico State	L 65-76	Las Cruces, N.M.
Jan. 8	Brigham Young	L 62-72	Albuquerque
Jan. 9	Utah	W 78-77	Albuquerque
Jan. 11	Air Force	W 73-66	Albuquerque
Jan. 16	Texas-El Paso	W 65-53	Albuquerque
Jan. 29	Wyoming	L 59-74	Laramie, Wyo.
Jan. 30	Colorado State	L 71-79	Fort Collins, Colo.
Feb. 4	Arizona	W 81-77	Albuquerque
Feb. 6	Arizona State	L 80-92	Albuquerque
Feb. 11	Utah	L 62-69	Salt Lake City, Utah
Feb. 13	Brigham Young	L 68-70	Provo, Utah
Feb. 20	Texas-El Paso	L 67-68	El Paso, Texas
Feb. 25	Colorado State	L 67-68	Albuquerque
Feb. 27	Wyoming	L 80-91	Albuquerque
Mar. 5	Arizona State	L 63-90	Tempe, Ariz.
Mar. 6	Arizona	W 93-83	Tucson, Ariz.

**Coach: Bob King**

**1971-72 (15-11, 7-7 WAC)**

Dec. 1	Whittier	W 93-76	Albuquerque
Dec. 4	New Mexico State (16)	W 78-76	Albuquerque
Dec. 6	New Mexico State	L 79-94	Las Cruces, N.M.
Dec. 9	Oklahoma Christian	W 88-81(OT)	Albuquerque
Dec. 11	Texas Tech	W 82-63	Albuquerque
Dec. 22	Texas A&M	W 95-73	Albuquerque (LI)
Dec. 23	St. John's (10)	L 92-95	Albuquerque (LI)
Dec. 28	Oregon	W 76-61	Portland, Ore.
Dec. 29	Washington State	L 51-60	Portland, Ore.
Dec. 30	Oregon State	L 69-81	Portland, Ore.
Jan. 7	Colorado State	L 65-93	Fort Collins, Colo.
Jan. 8	Wyoming	L 62-69	Laramie, Wyo.
Jan. 15	Texas-El Paso	W 68-44	Albuquerque
Jan. 19	Doane	W 79-42	Albuquerque
Jan. 22	St. Louis	W 73-67	St. Louis, Mo.
Jan. 28	Arizona State	W 71-63	Albuquerque
Jan. 29	Arizona	W 61-55	Albuquerque
Feb. 3	Brigham Young (10)	L 62-70	Provo, Utah
Feb. 5	Utah	W 80-69	Salt Lake City, Utah
Feb. 10	Wyoming	W 76-64	Albuquerque
Feb. 12	Colorado State	W 77-75 (OT)	Albuquerque
Feb. 19	Texas-El Paso	L 42-65	El Paso, Texas
Feb. 24	Arizona	L 51-53	Tucson, Ariz.
Feb. 26	Arizona State	L 69-82	Tempe, Ariz.
Mar. 3	Utah	W 77-58	Albuquerque
Mar. 4	Brigham Young (7)	L 60-61	Albuquerque

**Coach: Bob King**

**1972-73 (21-6, 9-5 WAC)**

Nov. 29	Cal Poly Pomona	W 83-50	Albuquerque
Dec. 2	Oregon State	W 84-79 (OT)	Corvallis, Ore.
Dec. 5	New Mexico State	W 86-67	Albuquerque



# YEAR-BY-YEAR RESULTS

Dec. 9	Texas Tech	W 72-69 (OT) Lubbock, Texas
Dec. 13	New Mexico State	W 68-67 Las Cruces, N.M.
Dec. 15	Abilene Christian	W 103-74 Albuquerque
Dec. 23	Colorado	W 92-71 Albuquerque
Dec. 29	Dartmouth	W 107-36 Albuquerque (LI)
Dec. 30	Seattle	W 70-54 Albuquerque (LI)
Jan. 5 (16)	Arizona State	L 62-67 Tempe, Ariz.
Jan. 6 (16)	Arizona	L 73-83 Tucson, Ariz.
Jan. 8	St. Louis	W 87-67 Albuquerque
Jan. 11	Brigham Young	W 69-62 Albuquerque
Jan. 13	Utah	W 78-75 Albuquerque
Jan. 19	Hawai'i	W 71-68 Honolulu, Hawai'i
Jan. 20	Hawai'i	W 83-70 Honolulu, Hawai'i
Jan. 26 (19)	Wyoming	W 70-56 Laramie, Wyo.
Jan. 27 (19)	Colorado State	L 67-76 Fort Collins, Colo.
Feb. 3	Texas-El Paso	W 79-64 Albuquerque
Feb. 8 (20)	Arizona	W 93-73 Albuquerque
Feb. 9 (20)	Arizona State	W 98-86 Albuquerque
Feb. 15 (18)	Utah	W 73-70 Salt Lake City, Utah
Feb. 17 (18)	Brigham Young (20)	W 76-66 Provo, Utah
Feb. 22 (15)	Colorado State	W 93-72 Albuquerque
Feb. 23 (15)	Wyoming	L 60-61 Albuquerque
Mar. 3 (15)	Texas-El Paso	L 60-63 El Paso, Texas
Mar. 18	Virginia Tech	L 63-65 New York, N.Y. (NIT)

**Coach: Norm Ellenberger**

## 1973-74 (22-7, 10-4 WAC) - WAC CHAMPIONS

Dec. 1	New Mexico State	W 75-66 Las Cruces, N.M.
Dec. 3	Oregon State	W 89-75 Albuquerque
Dec. 5	Cameron College	W 111-83 Albuquerque
Dec. 8	North Dakota	W 105-61 Albuquerque
Dec. 11	New Mexico State	W 72-71 Albuquerque
Dec. 13	Houston Baptist	W 115-72 Albuquerque
Dec. 15	Abilene Christian	W 98-84 Abilene, Texas
Dec. 21	Texas Tech	W 102-65 Albuquerque
Dec. 28 (17)	Columbia	W 109-56 Albuquerque (LI)
Dec. 29 (17)	Minnesota	W 102-68 Albuquerque (LI)
Jan. 4 (12)	Utah	W 98-91 Albuquerque
Jan. 5 (12)	Brigham Young	W 84-75 Albuquerque
Jan. 11 (8)	Arizona	L 89-97 Tucson, Ariz.
Jan. 12 (8)	Arizona State	L 68-80 Tempe, Ariz.
Jan. 19 (15)	Texas-El Paso	L 71-78 El Paso, Texas
Jan. 25 (19)	Wyoming	W 91-68 Albuquerque
Jan. 26 (19)	Colorado State	W 54-49 Albuquerque
Feb. 1 (17)	Florida State	L 71-90 Tallahassee, Fla.
Feb. 2 (17)	Stetson	L 65-67 DeLand, Fla.
Feb. 7	Brigham Young	W 96-77 Provo, Utah
Feb. 8	Utah	L 76-92 Salt Lake City, Utah
Feb. 14	Arizona State	W 89-72 Albuquerque
Feb. 16	Arizona (20)	W 99-72 Albuquerque
Feb. 22	Colorado State	W 67-65 Fort Collins, Colo.
Feb. 23	Wyoming	W 78-67 Laramie, Wyo.
Mar. 2 (19)	Texas-El Paso	W 67-55 Albuquerque
Mar. 9 (17)	Idaho State	W 73-65 Pocatello, Idaho (NCAA)
Mar. 14 (17)	San Francisco	L 61-64 Tucson, Ariz. (NCAA)
Mar. 16 (17)	Dayton (20)	W 66-61 Tucson, Ariz. (NCAA)

**Coach: Norm Ellenberger**

## 1974-75 (13-13, 4-10 WAC)

Nov. 29	California-Davis	W 79-68 Albuquerque
Dec. 3	New Mexico State	W 69-58 Albuquerque
Dec. 7	New Mexico State	L 59-65 Las Cruces, N.M.
Dec. 9	Stetson	W 90-82 Albuquerque
Dec. 14	Texas Tech	L 50-70 Lubbock, Texas
Dec. 18	Abilene Christian	W 85-63 Albuquerque
Dec. 20	Jacksonville	W 72-64 Los Angeles, Calif.
Dec. 21	Southern California (7)	L 74-84 Los Angeles, Calif.
Dec. 27	Army	W 95-65 Albuquerque (LI)
Dec. 28	Stanford	W 78-63 Albuquerque (LI)
Jan. 10	Wyoming	W 79-62 Albuquerque
Jan. 11	Colorado State	W 85-70 Albuquerque
Jan. 17	Arizona (13)	L 49-67 Tucson, Ariz.
Jan. 18	Arizona State (9)	L 76-93 Tempe, Ariz.
Jan. 24	Utah	W 76-66 Albuquerque
Jan. 25	Brigham Young	L 78-96 Albuquerque
Jan. 27	Florida State	W 84-78(OT) Albuquerque
Feb. 1	Texas-El Paso	L 52-53 Albuquerque
Feb. 10	Cal State Los Angeles	W 79-73 Albuquerque
Feb. 14	Colorado State	L 53-58 Fort Collins, Colo.
Feb. 15	Wyoming	L 59-63 Laramie, Wyo.
Feb. 21	Arizona State (8)	L 69-76 Albuquerque
Feb. 22	Arizona (15)	L 56-58 Albuquerque
Feb. 28	Brigham Young	W 77-72(OT) Provo, Utah
Mar. 1	Utah	L 76-93 Salt Lake City, Utah
Mar. 8	Texas-El Paso (18)	L 59-66 El Paso, Texas

**Coach: Norm Ellenberger**

## 1975-76 (16-11, 8-6 WAC)

Nov. 29	Colorado	W 78-75 Boulder, Colo.
Dec. 1	East Texas State	W 87-56 Albuquerque
Dec. 3	Cal State Los Angeles	W 111-89 Albuquerque
Dec. 6	Illinois	L 66-67 (OT) Champaign, Ill.
Dec. 9	New Mexico State	W 85-70 Albuquerque

Dec. 13	New Mexico State	L 68-82 Las Cruces, N.M.
Dec. 19	Portland State	W 85-82 Albuquerque
Dec. 22	U.S. International	W 85-57 Albuquerque
Dec. 29	West Virginia	L 76-89 Albuquerque (LI)
Dec. 30	Wichita State	W 86-80 Albuquerque (LI)
Jan. 2	San Diego State	L 58-78 San Diego, Calif.
Jan. 5	Cal State Northridge	W 81-73 Albuquerque
Jan. 9	Colorado State	W 80-71 Fort Collins, Colo.
Jan. 10	Wyoming	W 54-53(OT) Laramie, Wyo.
Jan. 17	Nevada-Las Vegas (4)	L 73-80 Albuquerque
Jan. 23	Arizona State	W 65-63 Albuquerque
Jan. 24	Arizona	L 79-80 Albuquerque
Jan. 30	Brigham Young	L 67-81 Provo, Utah
Jan. 31	Utah	L 32-34 Salt Lake City, Utah
Feb. 7	Texas-El Paso	W 69-58 El Paso, Texas
Feb. 13	Wyoming	W 57-51 Albuquerque
Feb. 14	Colorado State	W 84-75 Albuquerque
Feb. 20	Arizona	L 65-67 (OT) Tucson, Ariz.
Feb. 21	Arizona State	L 73-87 Tempe, Ariz.
Feb. 26	Utah	L 69-73 Albuquerque
Feb. 28	Brigham Young	W 79-74 Albuquerque
Mar. 6	Texas-El Paso	W 59-58 Albuquerque

**Coach: Norm Ellenberger**

## 1976-77 (19-11, 8-6 WAC)

Nov. 26	New Mexico Highlands	W 121-82 Albuquerque
Nov. 27	Colorado	W 90-82 Albuquerque
Dec. 1	New Mexico State	L 103-112 Las Cruces, N.M.
Dec. 4	Wisconsin-Parkside	W 82-68 Albuquerque
Dec. 7	Hawai'i-Hilo	L 78-81 Hilo, Hawai'i
Dec. 10	Hawai'i	L 77-78 Honolulu, Hawai'i
Dec. 11	Hawai'i	W 113-84 Honolulu, Hawai'i
Dec. 18	U.S. International	W 94-76 Albuquerque
Dec. 20	San Diego State	W 107-104 Albuquerque
Dec. 22	New Mexico State	L 71-75 Albuquerque
Dec. 29	Iowa	W 96-83 Albuquerque (LI)
Dec. 30	Southern California	W 87-75 Albuquerque (LI)
Jan. 3	Western New Mexico	W 79-66 Albuquerque
Jan. 5	Portland State	W 109-82 Albuquerque
Jan. 7	Nevada Las Vegas (9)	L 96-121 Las Vegas, Nev.
Jan. 13	Arizona (10)	L 87-89 Albuquerque
Jan. 15	Arizona State	W 85-81 Albuquerque
Jan. 18	Eastern New Mexico	W 110-70 Albuquerque
Jan. 22	Texas-El Paso	W 67-59 Albuquerque
Jan. 27	Utah	L 84-94 Salt Lake City, Utah
Jan. 29	Brigham Young	W 73-65 Provo, Utah
Feb. 3	Colorado State	W 73-64 Albuquerque
Feb. 5	Wyoming	W 93-78 Albuquerque
Feb. 11	Arizona State	W 91-84(OT) Tempe, Ariz.
Feb. 12	Arizona (18)	L 84-88 Tucson, Ariz.
Feb. 19	Texas-El Paso	W 59-58 El Paso, Texas
Feb. 25	Brigham Young	L 80-88 Albuquerque
Feb. 26	Utah (20)	W 81-77 Albuquerque
Mar. 3	Wyoming	L 64-82 Laramie, Wyo.
Mar. 5	Colorado State	L 64-78 Fort Collins, Colo.

**Coach: Norm Ellenberger**

## 1977-78 (24-4, 13-1 WAC) - WAC CHAMPIONS

Nov. 25	Idaho	W 120-70 Albuquerque
Nov. 29	New Mexico Highlands	W 125-73 Albuquerque
Dec. 3	New Mexico State	W 94-87 Las Cruces, N.M.
Dec. 5	Kentucky State	W 126-104 Albuquerque
Dec. 9	Southern California	L 80-93 Los Angeles, Calif.
Dec. 17	Alaska-Anchorage	W 127-101 Albuquerque
Dec. 21	New Mexico State	W 106-78 Albuquerque
Dec. 29	Vermont	W 104-81 Albuquerque (LI)
Dec. 30	Syracuse (10)	L 91-96 Albuquerque (LI)
Jan. 4	Puget Sound	W 102-89 Albuquerque
Jan. 7	Nevada-Las Vegas (9)	W 102-98 Las Vegas, Nev.
Jan. 13	Arizona State	W 91-84 Tempe, Ariz.
Jan. 14	Arizona	W 93-81 Tucson, Ariz.
Jan. 17 (20)	Nevada-Las Vegas (16)	W 89-76 Albuquerque
Jan. 21 (20)	Texas-El Paso	W 84-57 El Paso, Texas
Jan. 26 (14)	Brigham Young	W 95-82 Albuquerque
Jan. 28 (14)	Utah	W 113-89 Albuquerque
Feb. 2 (10)	Wyoming	W 94-91 Laramie, Wyo.
Feb. 4 (10)	Colorado State	W 91-82 Fort Collins, Colo.
Feb. 9 (6)	Arizona	W 103-85 Albuquerque
Feb. 11 (6)	Arizona State	W 103-92 Albuquerque
Feb. 14 (5)	Hawai'i	W 87-69 Albuquerque
Feb. 18 (5)	Texas-El Paso	W 59-51 Albuquerque
Feb. 23 (5)	Utah	L 92-95 Salt Lake City, Utah
Feb. 25 (5)	Brigham Young	W 71-66 Provo, Utah
Mar. 2 (8)	Colorado State	W 111-88 Albuquerque
Mar. 4 (8)	Wyoming	W 93-74 Albuquerque
Mar. 11 (5)	Cal State Fullerton	L 85-90 Tempe, Ariz. (NCAA)

**Coach: Norm Ellenberger**

## 1978-79 (19-10, 8-4 WAC)

Nov. 24	New Mexico Highlands	W 122-74 Albuquerque
Nov. 27	New Mexico State	L 93-96 Las Cruces, N.M.
Dec. 1	Wichita State	W 95-81 Tempe, Ariz.
Dec. 2	Arizona State	L 100-104 Tempe, Ariz.

# 2020-21 LOBO BASKETBALL

Dec. 5	Lamar	W 97-84 Albuquerque
Dec. 9	New Mexico State	W 81-74 Albuquerque
Dec. 16	Central Florida	W 124-92 Albuquerque
Dec. 18	Eastern Washington	W 117-94 Albuquerque
Dec. 20	California-Davis	W 86-74 Albuquerque
Dec. 22	Arizona	L 88-107 Tucson, Ariz.
Dec. 29	Davidson	W 92-77 Albuquerque (LI)
Dec. 30	Idaho State	L 67-73 Albuquerque (LI)
Jan. 2	Hawai'i	L 64-66 Honolulu, Hawai'i
Jan. 11	Utah	L 90-101 Salt Lake City, Utah
Jan. 13	Brigham Young	L 83-100 Provo, Utah
Jan. 18	Colorado State	W 94-76 Albuquerque
Jan. 20	Wyoming	W 72-64 Albuquerque
Jan. 25	San Diego State	L 72-78 San Diego, Calif.
Jan. 27	Nevada-Las Vegas	W 102-99 Las Vegas, Nev.
Feb. 3	Texas-El Paso	W 64-59 Albuquerque
Feb. 9	Brigham Young	W 66-55 Albuquerque
Feb. 10	Utah	W 84-68 Albuquerque
Feb. 15	Wyoming	L 66-73 Laramie, Wyo.
Feb. 17	Colorado State	W 69-77 Fort Collins, Colo.
Feb. 23	Nevada-Las Vegas	W 110-100 Albuquerque
Feb. 24	San Diego State	W 84-78 Albuquerque
Feb. 26	Arizona	W 129-98 Albuquerque
Mar. 3	Texas-El Paso	W 83-82 El Paso, Texas
Mar. 8	Texas A&M	L 68-79 Albuquerque (NIT)

**Coach: Norm Ellenberger**

## 1979-80 (6-22, 3-11 WAC)

Dec. 1	Colorado	L 78-86 Boulder, Colo.
Dec. 4	West Texas State	W 112-100 Albuquerque (Forfeit)
Dec. 8	New Mexico State	L 58-68 Las Cruces, N.M.
Dec. 11	Grand Canyon	W 78-68 Albuquerque
Dec. 13	Weber State	L 70-80 Albuquerque
Dec. 15	Houston	L 80-83 (OT) Albuquerque
Dec. 16	Loyola Marymount	L 70-71 Albuquerque
Dec. 19	Southern California	L 79-82 Albuquerque
Dec. 21	Illinois Tech	W 93-72 Albuquerque
Dec. 22	New Mexico State	L 84-103 Albuquerque
Dec. 28	Idaho State	W 91-76 Albuquerque (LI)
Dec. 29	Utah State	L 83-117 Albuquerque (LI)
Jan. 3	Brigham Young (19)	L 63-75 Albuquerque
Jan. 5	Utah	L 70-73 Albuquerque
Jan. 10	Wyoming	L 58-78 Laramie, Wyo.
Jan. 12	Colorado State	L 68-82 Fort Collins, Colo.
Jan. 17	Hawai'i	W 71-67 Albuquerque
Jan. 19	San Diego State	W 73-72 Albuquerque
Jan. 23	Texas-El Paso	L 70-90 El Paso, Texas
Jan. 26	Nevada-Las Vegas	L 78-84 Las Vegas, Nev.
Jan. 31	Utah	L 68-77 Salt Lake City, Utah
Feb. 2	Brigham Young (19)	L 68-89 Provo, Utah
Feb. 7	Colorado State	W 80-79(OT) Albuquerque
Feb. 9	Wyoming	L 54-68 Albuquerque
Feb. 14	San Diego State	L 74-76 San Diego, Calif.
Feb. 16	Hawai'i	L 65-73 Honolulu, Hawai'i
Feb. 22	Nevada-Las Vegas	L 68-84 Albuquerque
Mar. 1	Texas-El Paso	L 67-68 Albuquerque

**Coach: Charlie Harrison**

## 1980-81 (11-15, 6-10 WAC)

Nov. 28	Colorado	L 65-75 Albuquerque
Nov. 29	New Mexico State	W 97-79 Albuquerque
Dec. 6	East Texas State	W 105-85 Albuquerque
Dec. 13	Arizona State (15)	L 83-86 (OT) Albuquerque
Dec. 20	New Mexico State	L 69-73 Las Cruces, N.M.
Dec. 22	Charleston	W 72-60 Albuquerque
Dec. 26	Nevada-Las Vegas	L 75-87 Las Vegas, Nev.
Dec. 29	Texas Christian	W 76-69 Albuquerque (LI)
Dec. 30	Boston U.	W 107-87 Albuquerque (LI)
Jan. 3	Texas-El Paso	L 62-70 Albuquerque
Jan. 9	Colorado State	W 80-75 Fort Collins, Colo.
Jan. 10	Wyoming	L 54-91 Laramie, Wyo.
Jan. 15	Brigham Young (15)	L 87-92 Albuquerque
Jan. 17	Utah (16)	L 76-82 (OT) Albuquerque
Jan. 22	Air Force	W 100-38 Colo. Springs, Colo.
Jan. 30	San Diego State	W 108-98 Albuquerque
Jan. 31	Hawai'i	L 55-56 Albuquerque
Feb. 7	Texas-El Paso	L 70-86 El Paso, Texas
Feb. 12	Wyoming	W 57-56 Albuquerque
Feb. 14	Colorado State	W 68-51 Albuquerque
Feb. 19	Utah (9)	L 73-90 Salt Lake City, Utah
Feb. 21	Brigham Young (17)	L 72-78 Provo, Utah
Feb. 27	Nevada-Las Vegas	L 81-88 Albuquerque
Feb. 28	Air Force	W 79-69 Albuquerque
Mar. 5	Hawai'i	L 80-85 Honolulu, Hawai'i
Mar. 7	San Diego State	L 84-92 San Diego, Calif.

**Coach: Gary Colson**

## 1981-82 (14-14, 7-9 WAC)

Nov. 27	Midwestern State	W 108-59 Albuquerque
Nov. 28	Missouri Baptist	W 104-53 Albuquerque
Dec. 1	East Texas State	W 113-69 Albuquerque
Dec. 4	Southern California	L 71-80 Los Angeles, Calif.
Dec. 7	Northern Arizona	W 60-50 Albuquerque

Dec. 12	New Mexico State	L 81-85	Albuquerque
Dec. 19	Arizona	L 63-67	Tucson, Ariz
Dec. 21	New Mexico State	L 56-59	Las Cruces, N.M.
Dec. 29	Marshall	W 86-70	Albuquerque (LI)
Dec. 30	Fordham	W 51-49	Albuquerque (LI)
Jan. 2	Utah	L 65-71	Salt Lake City, Utah
Jan. 4	Brigham Young	L 58-76	Provo, Utah
Jan. 8	Air Force	W 68-61	Albuquerque
Jan. 9	Nevada-Las Vegas	W 72-70	Albuquerque
Jan. 14	San Diego State	L 62-78	San Diego, Calif.
Jan. 16	Hawai'i	L 58-66	Honolulu, Hawai'i
Jan. 23	Texas-El Paso	L 60-74	El Paso, Texas
Jan. 29	Colorado State	W 67-58	Albuquerque
Jan. 30	Wyoming	L 65-75	Albuquerque
Feb. 6	Texas-El Paso	W 63-49	Albuquerque
Feb. 11	Wyoming	L 45-56	Laramie, Wyo.
Feb. 13	Colorado State	W 64-62	Fort Collins, Colo.
Feb. 18	Hawai'i	W 78-77	(OT) Albuquerque
Feb. 20	San Diego State	L 79-86	Albuquerque
Feb. 26	Nevada-Las Vegas	L 68-100	Las Vegas, Nev.
Feb. 27	Air Force	L 59-64	Colo. Springs, Colo.
Mar. 4	Utah	W 85-71	Albuquerque
Mar. 6	Brigham Young	W 67-65	Albuquerque

Coach: Gary Colson

1982-83 (14-15, 6-10 WAC)

Nov. 26	New Mexico Highlands	W 122-84	Albuquerque
Nov. 30	Southern Colorado	W 97-71	Albuquerque
Dec. 2	Southern California	W 77-74	Albuquerque
Dec. 4	Arizona	W 101-73	Albuquerque
Dec. 11	New Mexico State	L 86-101	Las Cruces, N.M.
Dec. 18	Weber State	L 48-52	Ogden, Utah
Dec. 20	Long Beach State	L 95-98	Long Beach, Calif.
Dec. 23	New Mexico State	W 78-74	(2OT) Albuquerque
Dec. 28	Butler	W 72-61	Albuquerque (LI)
Dec. 29	Princeton	W 52-46	Albuquerque (LI)
Jan. 2	Florida State	L 71-74	Albuquerque
Jan. 4	Grand Canyon	W 76-51	Albuquerque
Jan. 13	Colorado State	W 68-58	Albuquerque
Jan. 15	Wyoming	W 76-71	Albuquerque
Jan. 17	Air Force	W 89-76	Albuquerque
Jan. 22	Texas-El Paso	L 54-65	El Paso, Texas
Jan. 27	Utah	L 67-70	Salt Lake City, Utah
Jan. 29	Brigham Young	L 48-66	Provo, Utah
Feb. 3	San Diego State	L 37-61	Albuquerque
Feb. 5	Hawai'i	W 90-81	Albuquerque
Feb. 10	Air Force	L 52-61	Colo. Springs, Colo.
Feb. 12	Colorado State	L 70-85	Fort Collins, Colo.
Feb. 14	Wyoming	L 58-64	Laramie, Wyo.
Feb. 19	Texas-El Paso	L 51-60	Albuquerque
Feb. 22	Florida State	L 77-79	Tallahassee, Fla.
Feb. 25	Brigham Young	W 71-70	Albuquerque
Feb. 26	Utah	L 61-62	Albuquerque
Mar. 3	Hawai'i	W 83-81	(4OT) Honolulu, Hawai'i
Mar. 5	San Diego State	L 73-77	San Diego, Calif.

Coach: Gary Colson

1983-84 (24-11, 10-6 WAC)

Nov. 25	Santa Clara	L 50-54	Anchorage, Alaska
Nov. 26	Alaska-Anchorage	L 72-79	Anchorage, Alaska
Nov. 27	Southern California	W 74-60	Anchorage, Alaska
Dec. 1	Long Beach State	W 74-54	Albuquerque
Dec. 3	Washington	W 54-53	Albuquerque
Dec. 10	UCLA (7)	W 65-60	Los Angeles, Calif.
Dec. 17	New Mexico State	L 60-67	Las Cruces, N.M.
Dec. 19	Eastern New Mexico	W 74-63	Albuquerque
Dec. 22	New Mexico State	W 57-51	Albuquerque
Dec. 29	Idaho State	W 74-53	Albuquerque (LI)
Dec. 30	Bowling Green	W 86-74	Albuquerque (LI)
Jan. 3	U.S. International	W 82-74	Albuquerque
Jan. 5	Texas-Pan American	W 75-63	Albuquerque
Jan. 7	Loyola Marymount	W 66-58	Albuquerque
Jan. 9	Western New Mexico	W 77-58	Albuquerque
Jan. 12	Hawai'i	W 80-65	Albuquerque
Jan. 14	San Diego State	L 68-74	Albuquerque
Jan. 19	Air Force	W 57-47	Colo. Springs, Colo.
Jan. 21	Colorado State	W 55-47	Fort Collins, Colo.
Jan. 23	Wyoming	W 40-38	Laramie, Wyo.
Jan. 28	Texas-El Paso (7)	L 59-60	Albuquerque
Feb. 2	Brigham Young	L 73-86	Albuquerque
Feb. 4	Utah	W 77-69	Albuquerque
Feb. 9	Hawai'i	W 46-44	(OT) Honolulu, Hawai'i
Feb. 11	San Diego State	L 60-61	San Diego, Calif.
Feb. 16	Wyoming	W 62-54	Albuquerque
Feb. 18	Colorado State	W 61-50	Albuquerque
Feb. 20	Air Force	W 49-48	Albuquerque
Feb. 25	Texas-El Paso (9)	L 66-75	El Paso, Texas
Mar. 1	Utah	W 45-44	(OT) Salt Lake City, Utah
Mar. 3	Brigham Young	L 73-80	Provo, Utah
Mar. 7	Utah	W 56-45	Albuquerque (WT)
Mar. 9	Brigham Young	W 64-55	El Paso, Texas (WT)
Mar. 10	Texas-El Paso (9)	L 38-44	El Paso, Texas (WT)
Mar. 14	Lamar	L 61-64	Albuquerque (NIT)

Coach: Gary Colson

1984-85 (19-13, 9-7 WAC)

Nov. 23	Morgan State	W 103-71	Albuquerque
Nov. 26	Texas Southern	W 64-63	Albuquerque
Nov. 30	Columbia	W 57-54	Albuquerque
Dec. 1	Northern Arizona	L 56-64	Albuquerque
Dec. 4	New Mexico State	L 64-67	Albuquerque
Dec. 17	New Mexico State	W 87-72	Las Cruces, N.M.
Dec. 21	Arizona	W 59-58	Albuquerque
Dec. 22	Georgetown (1)	L 61-69	Albuquerque
Dec. 29	Alaska-Anchorage	W 98-70	Albuquerque (LI)
Dec. 30	Wisconsin	L 74-83	Albuquerque (LI)
Jan. 3	Utah	L 63-68	Salt Lake City, Utah
Jan. 5	Brigham Young	W 76-70	Provo, Utah
Jan. 8	Baptist	W 64-59	Albuquerque
Jan. 10	Wyoming	W 50-37	Albuquerque
Jan. 12	Air Force	W 91-50	Albuquerque
Jan. 18	San Diego State	W 94-85	Albuquerque
Jan. 19	Hawai'i	W 86-60	Albuquerque
Jan. 26	Texas-El Paso	L 69-71	El Paso, Texas
Jan. 28	Colorado State	W 44-42	Albuquerque
Feb. 1	Air Force	W 58-52	Colo. Springs, Colo.
Feb. 2	Colorado State	L 52-61	Fort Collins, Colo.
Feb. 7	Brigham Young	W 76-74	Albuquerque
Feb. 9	Utah	L 58-65	Albuquerque
Feb. 14	Hawai'i	L 68-73	Honolulu, Hawai'i
Feb. 16	San Diego State	L 80-99	San Diego, Calif.
Feb. 23	Texas-El Paso	L 65-79	Albuquerque
Feb. 26	Oregon State	W 72-65	Corvallis, Ore.
Mar. 2	Wyoming	W 83-78	Laramie, Wyo.
Mar. 6	Colorado State	W 62-56	Albuquerque (WT)
Mar. 8	San Diego State	L 84-98	El Paso, Texas (WT)
Mar. 12	Texas A&M	W 80-67	Albuquerque (NIT)
Mar. 19	Fresno State	L 55-66	Fresno, Calif. (NIT)

Coach: Gary Colson

1985-86 (17-14, 8-8 WAC)

Nov. 22	Bucknell	W 71-57	Albuquerque
Nov. 24	San Diego	W 61-46	Albuquerque
Nov. 27	Morgan State	W 66-50	Albuquerque
Nov. 30	Oregon State	W 81-63	Albuquerque
Dec. 3	U.S. International	W 132-95	Albuquerque
Dec. 11	Georgetown (6)	L 51-76	Landover, Md.
Dec. 14	Arizona	L 55-70	Tucson, Ariz.
Dec. 21	Alabama State	W 92-82	Albuquerque
Dec. 23	New Mexico State	W 54-44	Albuquerque
Dec. 27	Kent State	W 52-40	Albuquerque (LI)
Dec. 28	Michigan State	L 61-76	Albuquerque (LI)
Dec. 30	New Mexico State	L 44-53	Las Cruces, N.M.
Jan. 2	Utah	W 71-68	Albuquerque
Jan. 4	Brigham Young	W 60-57	Albuquerque
Jan. 9	Wyoming	W 47-45	Laramie, Wyo.
Jan. 11	Colorado State	L 58-65	Fort Collins, Colo.
Jan. 16	San Diego State	L 68-71	San Diego, Calif.
Jan. 18	Hawai'i	W 93-57	Honolulu, Hawai'i
Jan. 24	Colorado State	W 64-51	Albuquerque
Jan. 25	Texas-El Paso	L 70-71	(OT) Albuquerque
Feb. 1	Texas-El Paso	L 54-68	El Paso, Texas
Feb. 6	Air Force	W 72-70	Albuquerque
Feb. 8	Wyoming	L 65-67	Albuquerque
Feb. 14	Brigham Young	L 67-74	Provo, Utah
Feb. 15	Utah	L 59-60	Salt Lake City, Utah
Feb. 22	Air Force	L 64-66	Colo. Springs, Colo.
Feb. 27	Hawai'i	W 65-64	Albuquerque
Mar. 1	San Diego State	W 95-92	(OT) Albuquerque
Mar. 6	Brigham Young	W 79-68	Laramie, Wyo. (WT)
Mar. 7	Wyoming	L 54-56	Laramie, Wyo. (WT)
Mar. 13	Texas	L 66-69	Albuquerque (NIT)

Coach: Gary Colson

1986-87 (25-10, 11-5 WAC)

Nov. 28	North Carolina Charlotte	W 74-72	Kahalui, Maui, Hawai'i
Nov. 29	Long Beach State	W 92-88	(OT) Kahalui, Maui, Hawai'i
Nov. 30	Vanderbilt	L 71-87	Kahalui, Maui, Hawai'i
Dec. 2	Jackson State	W 75-62	Albuquerque
Dec. 4	New Mexico State	L 62-81	Las Cruces, N.M.
Dec. 6	Texas	W 82-72	Albuquerque
Dec. 8	Idaho	W 74-70	Albuquerque
Dec. 10	New Mexico Highlands	W 106-91	Albuquerque
Dec. 20	New Mexico State	W 64-50	Albuquerque
Dec. 23	Oklahoma State	W 90-74	Albuquerque
Dec. 26	Brown	W 84-68	Albuquerque (LI)
Dec. 27	Drake	L 52-59	Albuquerque (LI)
Dec. 30	Winthrop	W 91-66	Albuquerque
Jan. 3	San Diego State	W 88-84	San Diego, Calif.
Jan. 5	Hawai'i	W 99-86	Honolulu, Hawai'i
Jan. 9	Utah	L 72-80	Albuquerque
Jan. 10	Brigham Young	W 102-89	Albuquerque
Jan. 15	Wyoming	L 66-78	Laramie, Wyo.
Jan. 17	Air Force	W 80-65	Colo. Springs, Colo.
Jan. 24	Colorado State	W 75-54	Albuquerque
Jan. 26	Texas-El Paso	W 75-69	Albuquerque
Jan. 29	Miami (Fla.)	W 87-78	Albuquerque

Jan. 31	Texas-El Paso	L 90-107	El Paso, Texas
Feb. 5	Brigham Young	L 73-98	Provo, Utah
Feb. 7	Utah	L 65-77	Salt Lake City, Utah
Feb. 13	Hawai'i	W 110-92	Albuquerque
Feb. 14	San Diego State	W 76-66	Albuquerque
Feb. 17	Eastern Washington	W 90-81	Albuquerque
Feb. 21	Colorado State	W 62-61	Fort Collins, Colo.
Feb. 26	Wyoming	W 92-89	Albuquerque
Feb. 28	Air Force	W 80-73	Albuquerque
Mar. 5	Colorado State	W 92-77	Albuquerque (WT)
Mar. 6	Brigham Young	W 93-86	Albuquerque (WT)
Mar. 7	Wyoming	L 62-64	Albuquerque (WT)
Mar. 13	Oregon State	L 82-85	Albuquerque (NIT)

Coach: Gary Colson

1987-88 (22-14, 8-8 WAC)

Nov. 20	Weber State	W 88-72	Albuquerque (NIT)
Nov. 23	UCLA	W 77-66	Albuquerque (NIT)
Nov. 27	Seton Hall	L 67-88	New York, N.Y. (NIT)
Nov. 28	Iowa State	L 96-107	New York, N.Y. (NIT)
Nov. 30	Western New Mexico	W 93-70	Albuquerque
Dec. 3	New Mexico State	W 72-71	Albuquerque
Dec. 5	Washington	L 64-77	Seattle, Wash.
Dec. 7	Texas Southern	W 64-61	Albuquerque
Dec. 10	New Mexico State	W 76-72	Las Cruces, N.M.
Dec. 19	Grambling	W 87-61	Albuquerque
Dec. 23	Rider	W 108-84	Albuquerque
Dec. 26	North Texas	W 77-69	Albuquerque (LI)
Dec. 27	Ohio State	W 74-65	Albuquerque (LI)
Dec. 30	Texas	W 86-74	Austin, Texas
Jan. 2	Arizona (1)	W 61-59	Albuquerque
Jan. 8	Air Force	W 80-67	Albuquerque
Jan. 9	Wyoming (5)	W 85-72	Albuquerque
Jan. 14 (19)	San Diego State	L 59-64	San Diego, Calif.
Jan. 16 (19)	Hawai'i	L 76-79	Honolulu, Hawai'i
Jan. 21	Utah	W 55-50	Albuquerque
Jan. 23	Brigham Young (12)	L 82-89	Albuquerque
Jan. 30	Texas-El Paso (18)	W 70-69	El Paso, Texas
Feb. 1	Colorado State	W 60-51	Albuquerque
Feb. 4	Air Force	L 58-65	Colo. Springs, Colo.
Feb. 6	Wyoming	L 72-90	Laramie, Wyo.
Feb. 12	San Diego State	W 93-85	Albuquerque
Feb. 13	Hawai'i	W 71-50	Albuquerque
Feb. 18	Colorado State	L 60-61	Fort Collins, Colo.
Feb. 20	Oklahoma (4)	L 100-120	Norman, Okla.
Feb. 26	Texas-El Paso	W 74-63	Albuquerque
Mar. 3	Brigham Young (15)	L 82-89	Provo, Utah
Mar. 5	Utah	L 67-68	Salt Lake City, Utah
Mar. 10	Texas-El Paso	L 61-74	Provo, Utah (WT)
Mar. 17	Pepperdine	W 86-75	Albuquerque (NIT)
Mar. 22	Oregon	W 78-59	Albuquerque (NIT)
Mar. 25	Ohio State	L 65-68	Albuquerque (NIT)

Coach: Gary Colson

1988-89 (22-11, 11-5 WAC)

Nov. 26	Loyola (Md.)	W 96-71	Albuquerque (LC)
Nov. 27	Univ. of San Diego	L 53-64	Albuquerque (LC)
Nov. 30	Arizona (11)	L 67-88	Tucson, Ariz.
Dec. 3	Prairie View A&M	W 100-75	Albuquerque
Dec. 5	New Mexico State	L 66-70	Las Cruces, N.M.
Dec. 8	Oklahoma (6)	L 96-100	Albuquerque
Dec. 17	New Mexico State	W 64-61	Albuquerque
Dec. 27	George Washington	W 94-73	Albuquerque (LI)
Dec. 28	Wake Forest	W 76-71	Albuquerque (LI)
Jan. 5	Brigham Young	W 88-84	Albuquerque
Jan. 7	Utah	W 85-66	Albuquerque
Jan. 12	Colorado State	L 62-64	Fort Collins, Colo.
Jan. 14	Wyoming	W 106-89	Laramie, Wyo.
Jan. 19	Hawai'i	W 81-63	Honolulu, Hawai'i
Jan. 21	San Diego State	W 83-76	San Diego, Calif.
Jan. 26	Colorado State	W 65-62	(OT) Albuquerque
Jan. 28	Texas-El Paso	W 70-67	Albuquerque
Feb. 1	Miami (Fla.)	W 110-93	Miami, Fla.
Feb. 4	Texas-El Paso	L 60-73	El Paso, Texas
Feb. 9	Wyoming	L 66-68	Albuquerque
Feb. 11	Air Force	W 79-67	Albuquerque
Feb. 12	Georgia	W 80-66	Albuquerque
Feb. 16	Utah	W 79-76	Salt Lake City, Utah
Feb. 18	Brigham Young	L 79-90	Provo, Utah
Feb. 22	Eastern New Mexico	W 100-67	Albuquerque
Feb. 25	Air Force	W 80-73	Colo. Springs, Colo.
Mar. 2	San Diego State	W 102-72	Albuquerque
Mar. 4	Hawai'i	L 70-71	Albuquerque
Mar. 9	Air Force	W 74-60	Salt Lake City, Utah (WT)
Mar. 10	Texas-El Paso	L 57-89	Salt Lake City, Utah (WT)
Mar. 16	Santa Clara	W 91-76	Albuquerque (NIT)
Mar. 21	Pepperdine	W 86-69	Albuquerque (NIT)
Mar. 23	St. Louis	L 65-66	Albuquerque (NIT)

Coach: Dave Bliss

**1989-90 (20-14, 9-7 WAC)**

Nov. 24	Hardin-Simmons	W 91-57	Albuquerque (LC)
Nov. 25	Monmouth	W 69-63	Albuquerque (LC)
Nov. 28	New Mexico Highlands	W 106-53	Albuquerque
Dec. 2	New Mexico State	L 55-60	Las Cruces, N.M.
Dec. 5	Tennessee	L 85-96 (OT)	Knoxville, Tenn.
Dec. 7	New Mexico State	L 73-74	Albuquerque
Dec. 16	Louisville (10)	L 49-78	Louisville, Ky.
Dec. 18	Centenary	W 86-69	Albuquerque
Dec. 22	Maine	W 94-63	Albuquerque (LI)
Dec. 23	Detroit	W 91-64	Albuquerque (LI)
Dec. 27	East Carolina	W 88-51	Albuquerque
Dec. 30	Towson State	W 96-68	Albuquerque
Jan. 4	Wyoming	L 87-89 (OT)	Albuquerque
Jan. 6	Colorado State	W 63-61	Albuquerque
Jan. 11	Utah	L 60-79	Salt Lake City, Utah
Jan. 13	Brigham Young	L 78-79	Provo, Utah
Jan. 18	San Diego State	L 62-78	San Diego, Calif.
Jan. 20	Hawai'i	L 71-74	Honolulu, Hawai'i
Jan. 27	Air Force	W 61-44	Albuquerque
Jan. 30	Texas-El Paso	L 80-82 (OT)	Albuquerque
Feb. 8	Colorado State	L 71-75	Fort Collins, Colo.
Feb. 10	Wyoming	W 82-79	Laramie, Wyo.
Feb. 15	Brigham Young	W 60-51	Albuquerque
Feb. 17	Utah	W 86-66	Albuquerque
Feb. 22	Hawai'i	W 82-71	Albuquerque
Feb. 24	San Diego State	W 91-69	Albuquerque
Feb. 28	Air Force	W 62-54	Colo. Springs, Colo.
Mar. 3	Texas-El Paso	W 61-56	El Paso, Texas
Mar. 8	Texas-El Paso	L 61-78	El Paso, Texas (WT)
Mar. 16	Oregon	W 89-78	Albuquerque (NIT)
Mar. 20	Oklahoma State	W 90-88	Albuquerque (NIT)
Mar. 23	Hawai'i	W 80-58	Albuquerque (NIT)
Mar. 26	St. Louis	L 73-80	New York, N.Y. (NIT)
Mar. 28	Penn State	L 81-83 (OT)	New York, N.Y. (NIT)

**Coach: Dave Bliss**

**1990-91 (20-10, 10-6 WAC)**

Nov. 23	Texas-Arlington	W 136-99	Albuquerque (LC)
Nov. 24	San Francisco	W 94-77	Albuquerque (LC)
Nov. 28	Western New Mexico	W 78-51	Albuquerque
Dec. 1	Texas Tech	W 66-55	Lubbock, Texas
Dec. 3	Maryland-Eastern Shore	W 79-62	Albuquerque
Dec. 5	Arizona State	L 54-59	Tempe, Ariz.
Dec. 7	New Mexico State	W 94-88	Albuquerque
Dec. 15	New Mexico State	L 64-72	Las Cruces, N.M.
Dec. 17	North Texas	W 98-84	Albuquerque
Dec. 20	Tennessee	W 83-80	Albuquerque
Dec. 28	Southwest Texas State	W 99-82	Albuquerque (LI)
Dec. 29	Southern	W 94-83	Albuquerque (LI)
Jan. 3	Colorado State	W 54-46	Albuquerque
Jan. 5	Wyoming	L 79-92	Albuquerque
Jan. 10	Utah	L 53-65	Salt Lake City, Utah
Jan. 12	Brigham Young	L 65-72	Provo, Utah
Jan. 17	San Diego State	L 51-52	San Diego, Calif.
Jan. 19	Hawai'i	W 84-77	Honolulu, Hawai'i
Jan. 24	San Diego State	W 79-68	Albuquerque
Jan. 26	Hawai'i	W 83-67	Albuquerque
Jan. 31	Air Force	W 92-55	Albuquerque
Feb. 2	Utah (13)	W 68-62	Albuquerque
Feb. 7	Colorado State	L 61-66	Fort Collins, Colo.
Feb. 9	Wyoming	W 85-82 (OT)	Laramie, Wyo.
Feb. 14	Brigham Young	L 76-83	Albuquerque
Feb. 23	Texas-El Paso	W 80-73	Albuquerque
Feb. 28	Air Force	W 66-56	Colo. Springs, Colo.
Mar. 2	Texas-El Paso	W 72-70 (OT)	El Paso, Texas
Mar. 7	Hawai'i	L 67-68	Laramie, Wyo. (WT)
Mar. 14	Oklahoma State	L 54-67	College Park, Md. (NCAA)

**Coach: Dave Bliss**

**1991-92 (20-13, 11-5 WAC)**

Nov. 22	Idaho State	W 112-98	Albuquerque (LC)
Nov. 23	Duquesne	W 91-85	Albuquerque (LC)
Nov. 27	Texas Tech	L 56-58	Albuquerque
Nov. 30	New Mexico State	L 73-80	Albuquerque
Dec. 2	Eastern New Mexico	L 76-81	Albuquerque
Dec. 7	Arizona State	L 69-71	Albuquerque
Dec. 10	Texas A&M	W 94-72	College Station, Texas
Dec. 14	Arizona (2)	L 54-66	Albuquerque
Dec. 21	Tennessee State	W 107-59	Albuquerque
Dec. 27	Bucknell	W 70-57	Albuquerque (LI)
Dec. 28	Miami (Ohio)	W 63-55	Albuquerque (LI)
Jan. 3	Utah	W 60-54	Albuquerque
Jan. 6	New Mexico State	L 63-68	Las Cruces, N.M.
Jan. 11	Air Force	W 78-63	Albuquerque
Jan. 16	San Diego State	W 90-68	Albuquerque
Jan. 18	Hawai'i	W 79-67	Albuquerque
Jan. 23	Hawai'i	L 55-58	Honolulu, Hawai'i
Jan. 25	San Diego State	W 71-61	San Diego, Calif.
Jan. 30	Brigham Young	L 65-85	Provo, Utah
Feb. 1	Utah	L 54-61	Salt Lake City, Utah
Feb. 6	Wyoming	W 79-65	Albuquerque
Feb. 8	Colorado State	W 61-47	Albuquerque

Feb. 13	Texas-El Paso	W 68-56	Albuquerque
Feb. 15	Wyoming	L 61-68	Laramie, Wyo.
Feb. 22	Brigham Young	W 95-84 (OT)	Albuquerque
Feb. 27	Colorado State	W 60-56	Fort Collins, Colo.
Feb. 29	Air Force	W 70-55	Colo. Springs, Colo.
Mar. 7	Texas-El Paso	L 54-72	El Paso, Texas
Mar. 12	Wyoming	W 89-83	Fort Collins, Colo. (WT)
Mar. 13	Texas-El Paso	L 72-83	Fort Collins, Colo. (WT)
Mar. 19	Louisiana Tech	W 90-84	Albuquerque (NIT)
Mar. 23	Washington State	W 79-71	Albuquerque (NIT)
Mar. 27	Virginia	L 71-76	Richmond, Va. (NIT)

**Coach: Dave Bliss**

**1992-93 (24-7, 13-5 WAC) - WAC TOURNAMENT CHAMPIONS**

Dec. 1	New Mexico Highlands	W 89-54	Albuquerque
Dec. 3	Texas A&M	W 71-69	Albuquerque
Dec. 8	Arizona (14)	L 70-89	Tucson, Ariz.
Dec. 12	New Mexico State (25)	W 69-62	Las Cruces, N.M.
Dec. 20	Texas Tech	W 96-75	Albuquerque
Dec. 23	New Mexico State (24)	W 71-66	Albuquerque
Dec. 28	William & Mary	W 64-59	Albuquerque (LI)
Dec. 29	Penn	W 54-51	Albuquerque (LI)
Jan. 2	Utah	L 45-78	Salt Lake City, Utah
Jan. 4	Brigham Young (24)	L 56-70	Provo, Utah
Jan. 7	Fresno State	W 85-64	Albuquerque
Jan. 9	Air Force	W 63-43	Albuquerque
Jan. 15	Hawai'i	W 61-58	Honolulu, Hawai'i
Jan. 17	San Diego State	W 77-52	San Diego, Calif.
Jan. 21	Colorado State	L 65-67 (OT)	Albuquerque
Jan. 23	Wyoming	W 77-67	Albuquerque
Jan. 30	Texas-El Paso	W 65-62	El Paso, Texas
Feb. 1	Texas Southern	W 78-61	Albuquerque
Feb. 6	Texas-El Paso	W 60-53	Albuquerque
Feb. 11	Colorado State	L 50-67	Fort Collins, Colo.
Feb. 13	Wyoming	W 76-60	Laramie, Wyo.
Feb. 18	Hawai'i	W 82-58	Albuquerque
Feb. 20	San Diego State	W 71-55	Albuquerque
Feb. 25	Fresno State	L 57-71	Fresno, Calif.
Feb. 27	Air Force	W 80-60	Colo. Springs, Colo.
Mar. 4	Utah (9)	W 69-59	Albuquerque
Mar. 6	Brigham Young (21)	W 79-76	Albuquerque
Mar. 11	Fresno State	W 72-48	Salt Lake City, Utah (WT)
Mar. 12	Brigham Young (25)	W 68-59	Salt Lake City, Utah (WT)
Mar. 13	Texas-El Paso	W 76-65	Salt Lake City, Utah (WT)
Mar. 19 (21)	George Washington	L 68-82	Tucson, Ariz. (NCAA)

**Coach: Dave Bliss**

**1993-94 (23-8, 14-4 WAC) - WAC CHAMPIONS**

Nov. 21	Simon Fraser	W 101-57	Albuquerque
Dec. 1	Western New Mexico	W 83-59	Albuquerque
Dec. 3	Eastern Washington	W 121-62	Albuquerque (LC)
Dec. 4	Centenary	W 85-70	Albuquerque (LC)
Dec. 8	Texas Tech	W 82-76	Lubbock, Texas
Dec. 11	New Mexico State	L 104-112 (20T)	Albuquerque
Dec. 18	Texas-Pan American	W 90-73	Albuquerque
Dec. 20	New Mexico State	L 62-63	Las Cruces, N.M.
Dec. 29	Middle Tennessee State	W 69-56	Albuquerque (LI)
Dec. 30	Rice	W 90-75	Albuquerque (LI)
Jan. 3	Brigham Young	W 74-68	Albuquerque
Jan. 5	Utah	W 64-61	Albuquerque
Jan. 8	Air Force	W 80-54	Colo. Springs, Colo.
Jan. 10	Fresno State	L 65-69	Fresno, Calif.
Jan. 13	San Diego State	W 72-59	Albuquerque
Jan. 15	Hawai'i	W 74-55	Albuquerque
Jan. 20	Colorado State	L 70-72	Fort Collins, Colo.
Jan. 22	Wyoming	W 77-71	Laramie, Wyo.
Jan. 29	Texas-El Paso	W 79-72	El Paso, Texas
Feb. 5	Texas-El Paso	W 80-78 (OT)	Albuquerque
Feb. 10	Wyoming	W 73-64	Albuquerque
Feb. 12	Colorado State	W 82-59	Albuquerque
Feb. 17	San Diego State	W 65-61	San Diego, Calif.
Feb. 19	Hawai'i	L 67-83	Honolulu, Hawai'i
Feb. 24	Air Force	W 90-71	Albuquerque
Feb. 26	Fresno State	W 82-67	Albuquerque
Mar. 3	Brigham Young	W 84-82 (OT)	Provo, Utah
Mar. 5	Utah	L 72-79	Salt Lake City, Utah (WT)
Mar. 10	San Diego State	W 61-46	Salt Lake City, Utah (WT)
Mar. 11	Hawai'i	L 58-61	Salt Lake City, Utah (WT)
Mar. 18	Virginia	L 54-57	Sacramento, Calif. (NCAA)

**Coach: Dave Bliss**

**1994-95 (15-15, 9-9 WAC)**

Nov. 17	San Francisco	L 74-80	Albuquerque (NIT)
Nov. 27	Stephen F. Austin	W 122-105	Albuquerque (LC)
Nov. 28	Texas Southern	L 67-73	Albuquerque (LC)
Dec. 3	Arizona State (12)	W 87-71	Albuquerque
Dec. 6	Eastern New Mexico	W 110-49	Albuquerque
Dec. 9	New Mexico State (22)	L 65-74	Las Cruces, N.M.
Dec. 17	New Mexico State (24)	L 89-96	Albuquerque
Dec. 21	Idaho	W 76-54	Albuquerque
Dec. 28	Cal State Northridge	W 86-73	Albuquerque (LI)
Dec. 29	UNC Charlotte	L 75-78 (OT)	Albuquerque (LI)
Jan. 2	Fresno State	W 74-66	Albuquerque

Jan. 4	Air Force	W 86-72	Albuquerque
Jan. 7	Hawai'i	L 61-62	Honolulu, Hawai'i
Jan. 9	San Diego State	L 69-72 (OT)	San Diego, Calif.
Jan. 12	Colorado State	W 71-68	Albuquerque
Jan. 14	Wyoming	L 61-75	Albuquerque
Jan. 21	Texas-El Paso	W 66-63 (OT)	Albuquerque
Jan. 26	Utah	L 80-85	Salt Lake City, Utah
Jan. 28	Brigham Young	L 63-81	Provo, Utah
Feb. 2	Utah	L 91-95 (OT)	Albuquerque
Feb. 4	Brigham Young	L 72-74	Albuquerque
Feb. 11	Texas-El Paso	L 79-83	El Paso, Texas
Feb. 16	Colorado State	W 91-74	Fort Collins, Colo.
Feb. 18	Wyoming	W 62-61	Laramie, Wyo.
Feb. 23	Hawai'i	W 72-68	Albuquerque
Feb. 25	San Diego State	W 67-42	Albuquerque
Mar. 2	Fresno State	W 72-69	Fresno, Calif.
Mar. 4	Air Force	L 58-59	Colo. Springs, Colo.
Mar. 9	Wyoming	W 63-56	Albuquerque (WT)
Mar. 10	Utah (22)	L 50-86	Albuquerque (WT)

**Coach: Dave Bliss**

**1995-96 (28-5, 14-4 WAC) - WAC TOURNAMENT CHAMPIONS**

Nov. 17	Simon Fraser	W 81-67	Albuquerque
Nov. 24	Texas-Arlington	W 76-56	Albuquerque (LC)
Nov. 25	Mercer	W 107-72	Albuquerque (LC)
Nov. 29	Texas-Pan American	W 80-56	Albuquerque
Dec. 5	Arizona State	W 86-79	Tempe, Ariz.
Dec. 8	New Mexico State	W 91-75	Albuquerque
Dec. 16	New Mexico State	W 69-68	Las Cruces, N.M.
Dec. 19	Southwest Texas	W 72-62	Albuquerque
Dec. 28	Dartmouth	W 91-66	Albuquerque (LI)
Dec. 29	Boston University	W 95-83	Albuquerque (LI)
Jan. 2 (25)	Fresno State	L 75-76	Fresno, Calif.
Jan. 4 (25)	Air Force	W 61-49	Colo. Springs, Colo.
Jan. 8 (25)	San Diego State	W 77-74	Albuquerque
Jan. 10 (25)	Hawai'i	W 78-72	Albuquerque
Jan. 13	Wyoming	L 58-61	Laramie, Wyo.
Jan. 15	Colorado State	W 67-65	Fort Collins, Colo.
Jan. 20	Texas-El Paso	W 64-60	El Paso, Texas
Jan. 25	Brigham Young	W 83-77	Albuquerque
Jan. 27	Utah (10)	L 64-82	Albuquerque
Feb. 1	Brigham Young	W 88-81	Provo, Utah
Feb. 3	Utah (7)	L 58-74	Salt Lake City, Utah
Feb. 10	Texas-El Paso	W 81-52	Albuquerque (WT)
Feb. 17	Wyoming	W 70-69	Albuquerque
Feb. 19	Colorado State	W 78-66	Albuquerque
Feb. 22	San Diego State	W 83-78	San Diego, Calif.
Feb. 24	Hawai'i	W 88-79	Honolulu, Hawai'i
Feb. 29	Air Force	W 67-55	Albuquerque
Mar. 2	Fresno State	W 86-84	Albuquerque
Mar. 7	San Diego State	W 94-75	Albuquerque (WT)
Mar. 8	Fresno State	W 104-99 (30T)	Albuquerque (WT)
Mar. 9	Utah (10)	W 64-60	Albuquerque (WT)
Mar. 15 (23)	Kansas State	W 69-48	Richmond, Va. (NCAA)
Mar. 17 (23)	Georgetown (4)	L 62-73	Richmond, Va. (NCAA)

**Coach: Dave Bliss**

**1996-97 (25-8, 11-5 WAC Mountain)**

Nov. 18 (18)	Simon Fraser	W 107-54	Albuquerque
Nov. 22 (18)	Columbia	W 94-56	Albuquerque (LC)
Nov. 23 (18)	Eastern Washington	W 69-53	Albuquerque (LC)
Nov. 27 (19)	Centenary	W 96-64	Albuquerque
Nov. 30 (19)	Arizona (11)	W 84-77	Albuquerque
Dec. 4 (11)	Texas Tech	L 68-77	Lubbock, Texas
Dec. 7 (11)	New Mexico State	W 86-72	Las Cruces, N.M.
Dec. 13 (15)	New Mexico State	W 84-82 (OT)	Albuquerque
Dec. 21 (15)	San Houston State	W 76-55	Albuquerque
Dec. 23 (14)	Jackson State	W 98-45	Albuquerque
Dec. 27 (16)	Bucknell	W 67-57	Albuquerque
Dec. 28 (16)	Mississippi	W 75-64	Albuquerque
Jan. 4 (16)	Hawai'i	L 62-75	Honolulu, Hawai'i
Jan. 9 (18)	TCU	W 79-64	Albuquerque
Jan. 11 (18)	SMU	W 78-58	Albuquerque
Jan. 16 (12)	Tulsa	L 57-80	Tulsa, Okla.
Jan. 18 (12)	Rice	W 69-61	Houston, Texas
Jan. 25 (15)	Texas-El Paso	W 61-49	Albuquerque
Feb. 1 (13)	Utah (4)	W 87-71	Albuquerque
Feb. 3 (9)	Brigham Young	W 74-32	Albuquerque
Feb. 6 (9)	SMU	W 75-72	Dallas, Texas
Feb. 8 (9)	TCU	L 59-80	Fort Worth, Texas
Feb. 13 (13)	Rice	W 81-64	Albuquerque
Feb. 16 (13)	Tulsa	W 57-51	Albuquerque
Feb. 20 (10)	Texas-El Paso	L 62-71	El Paso, Texas
Feb. 22 (10)	Hawai'i	W 89-69	Albuquerque
Feb. 28 (11)	Brigham Young	W 90-48	Provo, Utah
Mar. 1 (11)	Utah (4)	L 58-78	Salt Lake City, Utah
Mar. 4 (14)	San Jose State	W 103-70	Las Vegas, Nev. (WT)
Mar. 6 (14)	Hawai'i	W 65-57	Las Vegas, Nev. (WT)
Mar. 7 (14)	Utah (3)	L 70-72	Las Vegas, Nev. (WT)
Mar. 14 (11)	Old Dominion	W 59-55	Pittsburgh, Pa. (NCAA)
Mar. 16 (11)	Louisville (25)	L	

1997-98 (24-8, 11-3 WAC Mountain)

Nov. 11 (11) Southern California	W 98-76 Albuquerque (NABC)
Nov. 19 (11) New Mexico State	W 80-79 Albuquerque
Nov. 21 (11) Texas Southern	W 90-67 Albuquerque (LC)
Nov. 22 (11) Arkansas State	W 61-51 Albuquerque (LC)
Nov. 29 (10) San Jose State	W 86-57 Albuquerque
Dec. 6 (8) UCLA (15)	L 58-69 Anaheim, Calif. (JWC)
Dec. 9 (14) New Mexico State	W 62-59 Las Cruces, N.M.
Dec. 20 (14) Texas Tech	W 81-62 Albuquerque
Dec. 29 (12) Holy Cross	W 112-61 Albuquerque (LI)
Dec. 30 (12) Yale	W 69-44 Albuquerque (LI)
Jan. 3 (12) Air Force	W 92-59 Albuquerque
Jan. 5 (12) TCU	W 98-77 Albuquerque
Jan. 10 (12) Wyoming	L 55-58 Laramie, Wyo.
Jan. 12 (T15) Colorado State	W 78-64 Fort Collins, Colo.
Jan. 15 (T15) UNLV	W 79-61 Albuquerque
Jan. 18 (T15) Arizona (5)	L 70-89 Tucson, Ariz.
Jan. 24 (17) UTEP	W 76-69 El Paso, Texas
Jan. 29 (14) Brigham Young	W 72-54 Provo, Utah
Feb. 1 (14) Utah (3)	W 77-74 Albuquerque
Feb. 5 (12) Wyoming	W 89-59 Albuquerque
Feb. 7 (12) Colorado State	W 77-62 Albuquerque
Feb. 14 (11) Air Force	W 96-72 Colo. Springs, Colo.
Feb. 16 (11) UNLV	W 75-66 Las Vegas, Nev.
Feb. 19 (11) UTEP	W 95-71 Albuquerque
Feb. 21 (11) TCU (19)	L 64-95 Fort Worth, Texas
Feb. 26 (16) Brigham Young	L 62-83 Albuquerque
Feb. 28 (16) Utah (5)	L 55-65 Salt Lake City, Utah
Mar. 5 (20) Tulsa	W 60-59 Las Vegas, Nev. (WT)
Mar. 6 (20) TCU (13)	W 80-73 Las Vegas, Nev. (WT)
Mar. 7 (20) UNLV	L 51-56 Las Vegas, Nev. (WT)
Mar. 13 (18) Butler	W 79-62 Lexington, Ky. (NCAA)
Mar. 15 (18) Syracuse (21)	L 46-56 Lexington, Ky. (NCAA)

Coach: Dave Bliss

1998-99 (25-9, 9-5 WAC Pacific)

Nov. 13 (20) DePaul	W 82-81 Albuquerque (BCA)
Nov. 20 (20) Simon Fraser	W 86-73 Albuquerque
Nov. 27 (20) Cornell	W 88-75 Albuquerque (LC)
Nov. 28 (20) Northeastern	W 93-61 Albuquerque (LC)
Dec. 2 (17) Arkansas-Pine Bluff	W 97-72 Albuquerque
Dec. 8 (12) Texas-Pan American	W 101-94 Albuquerque
Dec. 19 (11) Sacramento State	W 102-71 Albuquerque
Dec. 21 (11) McNeese State	W 90-46 Albuquerque
Dec. 24 (11) Washington	L 61-70 Seattle, Wash.
Dec. 28 (15) New Hampshire	W 93-67 Albuquerque (LI)
Dec. 29 (15) Houston	W 84-69 Albuquerque (LI)
Dec. 31 (15) Coppin State	W 67-61 Albuquerque
Jan. 2 (15) New Mexico State	W 77-66 Albuquerque
Jan. 4 (15) Fresno State	L 80-86 Fresno, Calif.
Jan. 7 (15) San Diego State	W 90-60 Albuquerque
Jan. 9 (15) Hawai'i	W 82-59 Albuquerque
Jan. 13 (16) San Jose State	W 82-81 (OT) San Jose, Calif.
Jan. 16 (16) Arizona (7)	W 79-78 Albuquerque
Jan. 19 (12) New Mexico State	L 55-76 Las Cruces, N.M.
Jan. 23 (12) UTEP	L 49-67 El Paso, Texas
Jan. 30 (18) Brigham Young	W 78-68 Albuquerque
Feb. 1 (17) Utah (20)	L 39-57 Albuquerque
Feb. 6 (17) Hawai'i	L 68-72 (OT) Honolulu, Hawai'i
Feb. 8 (25) San Diego State	W 85-60 San Diego, Calif.
Feb. 11 (25) San Jose State	W 82-46 Albuquerque
Feb. 13 (25) Fresno State	W 83-81 Albuquerque
Feb. 20 (24) UTEP	W 81-65 Albuquerque
Feb. 25 (21) Brigham Young	W 85-64 Provo, Utah
Feb. 27 (21) Utah (12)	L 47-77 Salt Lake City, Utah
Mar. 4 (25) Rice	W 51-49 Las Vegas, Nev. (WT)
Mar. 5 (25) SMU	W 57-56 Las Vegas, Nev. (WT)
Mar. 6 (25) Utah (8)	L 45-60 Las Vegas, Nev. (WT)
Mar. 11 (25) Missouri	W 61-59 Denver, Colo. (NCAA)
Mar. 13 (25) Connecticut (3)	L 56-78 Denver, Colo. (NCAA)

Coach: Dave Bliss

1999-00 (18-14, 9-5 Mountain West)

Nov. 16	Simon Fraser	W 85-64 Albuquerque
Nov. 19	Dayton	L 57-70 Albuquerque (CoSIDA)
Nov. 20	St. John's (15)	L 62-70 Albuquerque (CoSIDA)
Nov. 24	Stephen F. Austin	W 98-61 Albuquerque
Nov. 26	Sam Houston State	W 71-61 Albuquerque (LC)
Nov. 27	Alcorn State	W 85-58 Albuquerque (LC)
Dec. 1	UTEP	L 69-84 El Paso, Texas
Dec. 8	New Mexico State	L 57-66 Las Cruces, N.M.
Dec. 11	Southern Utah	W 62-57 Albuquerque
Dec. 18	UTEP	L 66-73 Albuquerque
Dec. 21	Arizona (2)	W 70-68 Tucson, Ariz.
Dec. 23	New Mexico State	L 60-63 Albuquerque
Dec. 29	Alabama State	W 68-47 Albuquerque (LI)
Dec. 30	St. Joseph's (Pa.)	L 76-81 Albuquerque (LI)
Jan. 2	Washington	W 78-52 Albuquerque
Jan. 10	Colorado State	W 71-70 Fort Collins, Colo.
Jan. 13	Wyoming	L 83-88 Laramie, Wyo.
Jan. 17	UNLV	L 73-85 Albuquerque
Jan. 22	Air Force	W 89-72 Albuquerque
Jan. 29	Brigham Young	W 78-69 Albuquerque

Jan. 31	Utah (19)	L 70-82 Salt Lake City, Utah
Feb. 5	San Diego State	W 78-57 San Diego, Calif.
Feb. 12	Air Force	W 81-67 Colo. Springs, Colo.
Feb. 14	Wyoming	L 93-99 Albuquerque
Feb. 17	Brigham Young	W 78-74 Provo, Utah
Feb. 19	Utah (21)	W 72-65 Albuquerque
Feb. 26	San Diego State	W 78-49 Albuquerque
Mar. 2	Colorado State	W 76-68 Albuquerque
Mar. 4	UNLV	L 67-80 Las Vegas, Nev.
Mar. 9	Brigham Young	L 43-55 Las Vegas, Nev. (MWC)
Mar. 15	South Florida	W 64-58 Albuquerque (NIT)
Mar. 21	Wake Forest	L 65-72 Winston-Salem, N.C. (NIT)

Coach: Fran Fraschilla

2000-01 (21-13, 6-8 Mountain West)

Nov. 13	George Mason	W 79-68 Albuquerque (NIT)
Nov. 15	Temple	L 49-61 Philadelphia, Pa. (NIT)
Nov. 27	Alcorn State	W 81-65 Albuquerque
Nov. 29	Eastern New Mexico	W 90-50 Albuquerque
Dec. 2	Western Kentucky	W 75-57 Albuquerque
Dec. 7	New Mexico State	W 68-65 (OT) Las Cruces, N.M.
Dec. 21	Furman	W 68-56 Albuquerque
Dec. 23	Mercer	W 69-62 Albuquerque
Dec. 29	William & Mary	W 68-60 Albuquerque (LI)
Dec. 30	Drexel	W 93-60 Albuquerque (LI)
Jan. 2	Gonzaga	L 81-80 (OT) Spokane, Wash.
Jan. 6	New Mexico State	L 68-79 (OT) Albuquerque
Jan. 8	San Diego State	W 75-67 San Diego, Calif.
Jan. 10	Air Force	W 59-52 Albuquerque
Jan. 23	Stanford (1)	L 44-75 Palo Alto, Calif.
Jan. 22	UNLV	L 72-80 Las Vegas, Nev.
Jan. 27	Colorado State	W 72-71 (OT) Albuquerque
Jan. 29	Wyoming	L 78-82 Albuquerque
Feb. 3	Brigham Young	L 49-65 Provo, Utah
Feb. 5	Utah	L 69-80 Salt Lake City, Utah
Feb. 10	Air Force	L 49-53 Colo. Springs, Colo.
Feb. 12	Georgia State	W 91-78 Albuquerque
Feb. 17	San Diego State	W 72-54 Albuquerque
Feb. 19	UNLV	W 75-56 Albuquerque
Feb. 24	Colorado State	W 54-51 Fort Collins, Colo.
Feb. 26	Wyoming	L 61-81 Laramie, Wyo.
Mar. 1	Brigham Young	L 67-72 Albuquerque
Mar. 3	Utah	L 61-66 Albuquerque
Mar. 8	Colorado State	W 76-65 Las Vegas, Nev. (MWC)
Mar. 9	Utah	W 56-53 Las Vegas, Nev. (MWC)
Mar. 10	Brigham Young	L 65-69 Las Vegas, Nev. (MWC)
Mar. 14	Baylor	W 83-73 Albuquerque (NIT)
Mar. 20	Pepperdine	W 81-78 Albuquerque (NIT)
Mar. 22	Memphis	L 63-81 Memphis, Tenn. (NIT)

Coach: Fran Fraschilla

2001-02 (16-14, 6-8 Mountain West)

Nov. 17	Stanford (13)	L 66-81 Albuquerque
Nov. 19	Texas Southern	W 97-51 Albuquerque
Nov. 23	Pacific	W 85-66 Albuquerque (HCF)
Nov. 24	West Virginia	L 85-88 Albuquerque (HCF)
Nov. 28	at California	L 62-71 Berkeley, Calif.
Dec. 1	Alcorn State	W 87-55 Albuquerque
Dec. 5	New Mexico State	W 66-64 Las Cruces, N.M.
Dec. 8	Tennessee Tech	W 87-80 Albuquerque
Dec. 16	New Mexico State	W 70-49 Albuquerque
Dec. 22	UNC Greensboro	W 83-69 Albuquerque
Dec. 28	St. Mary's College	W 72-62 Albuquerque (LI)
Dec. 29	Dartmouth	W 77-60 Albuquerque (LI)
Jan. 5	Northern Arizona	W 70-57 Albuquerque
Jan. 7	Gonzaga (18)	L 90-95 (OT) Albuquerque
Jan. 14	Air Force	W 50-47 Albuquerque
Jan. 19	BYU	W 73-58 Albuquerque
Jan. 21	Utah	L 51-81 Albuquerque
Jan. 26	Wyoming	L 67-79 Laramie, Wyo.
Jan. 28	Colorado State	W 70-64 Fort Collins, Colo.
Feb. 2	San Diego State	L 65-78 Albuquerque
Feb. 5	UNLV	W 84-81 (OT) Albuquerque
Feb. 9	Air Force	L 44-47 Colo. Springs, Colo.
Feb. 16	BYU	L 62-68 Provo, Utah
Feb. 19	Utah	L 65-66 Salt Lake City, Utah
Feb. 23	Colorado State	W 72-60 Albuquerque
Feb. 25	Wyoming	W 74-65 Albuquerque
Feb. 28	San Diego State	L 71-84 San Diego, Calif.
March 2	UNLV	L 82-91 Las Vegas, Nev.
March 7	UNLV	L 117-120 (2OT) Las Vegas, Nev. (MWC)
March 13	Minnesota	L 62-96 Minneapolis, Minn. (NIT)

Coach: Fran Fraschilla

2002-03 (10-18, 4-10 Mountain West)

Nov. 23	California	L 68-76 Albuquerque
Nov. 25	Northwestern State	W 60-56 Albuquerque
Nov. 30	New Mexico State	L 58-59 Las Cruces, N.M.
Dec. 2	Northeastern	W 90-88 Albuquerque
Dec. 6	IUPFW	W 91-66 Albuquerque
Dec. 15	New Mexico State	L 60-72 Albuquerque
Dec. 18	Texas Tech	L 71-98 Lubbock, Texas
Dec. 21	Southern Utah	L 57-69 Albuquerque

Dec. 28	Portland State	W 69-52 Albuquerque (LI)
Dec. 29	Pepperdine	L 68-88 Albuquerque (LI)
Jan. 4	Tennessee	L 64-71 Knoxville, Tenn.
Jan. 7	Northern Arizona	W 59-57 Albuquerque
Jan. 13	Colorado State	L 54-78 Fort Collins, Colo.
Jan. 18	Wyoming	L 81-85 (OT) Laramie, Wyo.
Jan. 22	Western New Mexico	W 107-49 Albuquerque
Jan. 25	San Diego State	W 66-62 Albuquerque
Jan. 27	UNLV	L 66-75 Albuquerque
Feb. 1	Brigham Young	L 64-80 Provo, Utah
Feb. 3	Utah	L 68-78 Salt Lake City, Utah
Feb. 8	Air Force	W 73-59 Albuquerque
Feb. 15	Wyoming	L 91-103 Albuquerque
Feb. 17	Colorado State	W 82-72 Albuquerque
Feb. 22	UNLV	L 69-74 Las Vegas, Nev.
Feb. 24	San Diego State	L 73-89 San Diego, Calif.
March 1	Utah (22)	W 76-69 Albuquerque
March 3	Brigham Young	L 81-91 Albuquerque
March 8	Air Force	L 60-68 Colo. Springs, Colo.
March 13	Brigham Young	L 56-71 Las Vegas, Nev. (MWC)

Coach: Ritchie McKay

2003-04 (14-14, 5-9 Mountain West)

Nov. 22	San Francisco State	W 95-42 Albuquerque
Nov. 24	New Mexico Highlands	W 86-59 Albuquerque
Dec. 1	Portland	L 71-77 Albuquerque
Dec. 3	New Mexico State	L 48-67 Las Cruces, N.M.
Dec. 6	Texas Tech	L 58-67 Albuquerque
Dec. 8	Sacramento State	W 77-63 Albuquerque
Dec. 21	Coppin State	W 74-56 Albuquerque
Dec. 22	New Mexico State	W 65-49 Albuquerque
Dec. 28	Northwestern State	W 87-51 Albuquerque (LI)
Dec. 29	Penn State	W 82-63 Albuquerque (LI)
Jan. 3	Wake Forest (6)	L 61-70 Winston-Salem, N.C.
Jan. 6	San Diego	W 88-75 Albuquerque
Jan. 9	Cornell	W 74-65 Albuquerque
Jan. 12	Wyoming	L 77-82 Laramie, Wyo.
Jan. 17	Air Force	L 42-68 Albuquerque
Jan. 24	Utah	W 70-54 Albuquerque
Jan. 26	BYU	W 65-63 Albuquerque
Jan. 31	UNLV	L 80-89 Las Vegas, Nev.
Feb. 2	San Diego State	L 68-72 San Diego, Calif.
Feb. 7	Colorado State	W 63-51 Albuquerque
Feb. 9	Wyoming	W 87-75 Albuquerque
Feb. 14	Air Force	L 50-51 Colo. Springs, Colo.
Feb. 21	BYU	L 71-88 Provo, Utah
Feb. 23	Utah	L 43-73 Salt Lake City, Utah
Feb. 28	San Diego State	W 72-60 Albuquerque
March 1	UNLV	L 75-78 Albuquerque
March 6	Colorado State	L 66-76 Fort Collins, Colo.
March 11	UNLV	L 53-55 Denver, Colo. (MWC)

Coach: Ritchie McKay

2004-05 (26-7, 10-4 Mountain West) MWC TOURNAMENT CHAMPIONS

Nov. 12	North Carolina A&T	W 77-59 Albuquerque (NABC)
Nov. 13	Santa Clara	W 93-59 Albuquerque (NABC)
Nov. 14	Duquesne	W 82-74 Albuquerque (NABC)
Nov. 19	Western New Mexico	W 93-53 Albuquerque
Nov. 22	Oregon	L 75-79 Eugene, Ore.
Nov. 27	Northern Arizona	W 81-70 Albuquerque
Dec. 1	New Mexico State	W 99-80 Albuquerque
Dec. 4	New Mexico State	W 84-66 Las Cruces, N.M.
Dec. 9	Northern Colorado	W 86-52 Albuquerque
Dec. 12	Arkansas-Pine Bluff	W 77-53 Albuquerque
Dec. 18	Tennessee	W 77-58 Albuquerque
Dec. 22	Wake Forest (5)	L 64-81 Albuquerque
Dec. 28	Miss. Valley State	W 101-68 Albuquerque (LI)
Dec. 29	Troy	W 88-66 Albuquerque (LI)
Jan. 3	Texas-Arlington	W 64-55 Arlington, Texas
Jan. 8	Wyoming	W 89-75 Albuquerque
Jan. 15	Air Force	L 62-64 Colo. Springs, Colo.
Jan. 22	Utah	L 58-69 Salt Lake City, Utah
Jan. 24	BYU	L 53-68 Provo, Utah
Jan. 29	UNLV	W 62-59 Albuquerque
Jan. 31	San Diego State	W 88-71 Albuquerque
Feb. 5	Colorado State	W 55-47 Fort Collins, Colo.
Feb. 7	Wyoming	L 71-88 Laramie, Wyo.
Feb. 14	Air Force	W 63-52 Albuquerque
Feb. 19	BYU	W 91-72 Albuquerque
Feb. 21	Utah (13)	W 65-54 Albuquerque
Feb. 26	San Diego State	W 78-61 San Diego, Calif.
Feb. 28	UNLV	W 77-66 Las Vegas, Nev.
March 5	Colorado State	W 72-61 Albuquerque
March 10	BYU	W 85-71 Denver, Colo. (MWC)
March 11	San Diego State	W 77-67 Denver, Colo. (MWC)
March 12	Utah (15)	W 60-56 Denver, Colo. (MWC)
March 18	Villanova (22)	L 47-55 Nashville, Tenn. (NCAA)

Coach: Ritchie McKay

2005-06 (17-13, 8-8 Mountain West)

Nov. 18	South Carolina State	W 56-47 Albuquerque (JTC)
Nov. 19	Mississippi	W 95-42 Albuquerque (JTC)
Nov. 20	Southern Utah	W 62-48 Albuquerque (JTC)

# YEAR-BY-YEAR RESULTS

Nov. 23	Kansas State	L 56-68	Manhattan, Kan.
Nov. 26	UTEP	W 76-72	Albuquerque
Dec. 3	New Mexico State	L 61-67	Las Cruces, N.M.
Dec. 10	Washington (13)	L 71-81	Anaheim, Calif. (JWC)
Dec. 13	New Mexico State	W 71-68 (OT)	Albuquerque
Dec. 17	Oregon	W 68-61	Albuquerque
Dec. 20	Alcorn State	W 87-75	Albuquerque
Dec. 22	San Diego	L 56-63	San Diego, Calif.
Dec. 28	Dartmouth	W 66-60	Albuquerque (LI)
Dec. 29	Texas-Arlington	W 63-51	Albuquerque (LI)
Jan. 4	Utah	L 49-64	Salt Lake City, Utah
Jan. 7	Colorado State	W 83-75	Albuquerque
Jan. 11	TCU	W 56-54	Albuquerque
Jan. 14	Wyoming	L 70-77	Laramie, Wyo.
Jan. 21	Air Force	W 62-59	Albuquerque
Jan. 25	San Diego State	L 69-75	San Diego, Calif.
Jan. 28	UNLV	L 56-67	Las Vegas, Nev.
Feb. 1	BYU	L 71-77	Albuquerque
Feb. 4	Utah	W 64-53	Albuquerque
Feb. 8	Colorado State	W 80-78	Fort Collins, Colo.
Feb. 11	TCU	W 53-42	Fort Worth, Texas
Feb. 15	Wyoming	W 47-45	Albuquerque
Feb. 22	Air Force	L 46-51	Colo. Springs, Colo.
Feb. 25	San Diego State	L 66-73	Albuquerque
March 1	UNLV	W 47-39	Albuquerque
March 4	BYU	L 68-76	Provo, Utah
March 9	UNLV	L 64-65	Denver, Colo. (MWC)

**Coach: Ritchie McKay**

## 2006-07 (15-17, 4-12 Mountain West)

Nov. 10	Abilene Christian	W 91-54	Albuquerque
Nov. 12	Sacramento State	W 92-56	Albuquerque
Nov. 14	Colorado	W 106-65	Albuquerque
Nov. 21	Kansas State	W 78-54	Albuquerque
Nov. 28	New Mexico State	W 79-76	Albuquerque
Dec. 3	UTEP	L 63-87	El Paso, Texas
Dec. 5	New Mexico State	L 72-103	Las Cruces, N.M.
Dec. 16	North Carolina A&T	W 86-78	Albuquerque
Dec. 17	Longwood	W 79-60	Albuquerque (LVC)
Dec. 19	Charleston Southern	W 76-69	Albuquerque (LVC)
Dec. 22	Wichita State (8)	W 71-68	Las Vegas, Nev. (LVC)
Dec. 23	Kansas State	L 56-72	Las Vegas, Nev. (LVC)
Dec. 28	Alcorn State	W 91-59	Albuquerque (LI)
Dec. 29	Pepperdine	W 101-96	Albuquerque (LI)
Jan. 1	Texas Tech	L 68-70	Lubbock, Texas
Jan. 3	TCU	L 52-64	Fort Worth, Texas
Jan. 6	Colorado State	L 79-88	Albuquerque
Jan. 9	Air Force (15)	L 57-65	Albuquerque
Jan. 13	Utah	W 86-82 (OT)	Albuquerque
Jan. 17	San Diego State	L 68-73	San Diego, Calif.
Jan. 24	BYU	L 49-70	Albuquerque
Jan. 27	UNLV	L 72-76 (OT)	Las Vegas, Nev.
Jan. 30	Wyoming	W 91-83	Albuquerque
Feb. 3	Colorado State	W 70-66	Fort Collins, Colo.
Feb. 10	Air Force (13)	L 51-60	Colo. Springs, Colo.
Feb. 14	BYU	L 83-96	Provo, Utah
Feb. 17	TCU	W 74-58	Albuquerque
Feb. 20	San Diego State	L 74-81 (OT)	Albuquerque
Feb. 24	Utah	L 91-93 (2OT)	Salt Lake City, Utah
Feb. 28	UNLV	L 83-85	Albuquerque
March 3	Wyoming	L 67-76	Laramie, Wyo.
March 6	TCU	L 54-62	Las Vegas, Nev. (MWC)

**Coach: Ritchie McKay**

## 2007-08 (24-9, 11-5 Mountain West)

Nov. 9	Colorado	W 54-47	Boulder, Colo.
Nov. 12	Eastern Washington	W 92-57	Albuquerque
Nov. 13	Presbyterian	W 88-57	Albuquerque (BTI)
Nov. 14	St. Bonaventure	W 81-54	Albuquerque (BTI)
Nov. 15	Loyola Marymount	W 86-58	Albuquerque (BTI)
Nov. 21	Hawaii	W 89-60	Albuquerque
Nov. 28	Southern Utah	W 57-48	Albuquerque
Dec. 1	Mississippi	L 77-85	Oxford, Miss.
Dec. 4	New Mexico State	L 62-71	Las Cruces, N.M.
Dec. 8	San Diego	W 57-47	Albuquerque
Dec. 15	Texas Tech	W 80-63	Albuquerque
Dec. 19	New Mexico State	W 83-69	Albuquerque
Dec. 23	Weber State	W 62-32	Albuquerque
Dec. 27	Hawaii	W 79-69	Honolulu, Hawaii
Jan. 2	UTEP	W 86-85 (OT)	El Paso, Texas
Jan. 5	Wyoming	W 99-92 (2OT)	Laramie, Wyo.
Jan. 12	San Diego State	L 67-72	Albuquerque
Jan. 15	TCU	L 72-74	Fort Worth, Texas
Jan. 19	Air Force	W 59-44	Albuquerque
Jan. 22	Utah	W 77-67 (OT)	Albuquerque
Jan. 26	BYU	L 66-83	Provo, Utah
Feb. 2	UNLV	L 60-79	Las Vegas, Nev.
Feb. 5	Colorado State	W 91-51	Albuquerque
Feb. 9	Wyoming	W 100-55	Albuquerque
Feb. 13	San Diego State	W 73-63	San Diego, Calif.
Feb. 16	TCU	W 64-48	Albuquerque
Feb. 20	Air Force	W 68-51	Colo. Springs, Colo.
Feb. 23	Utah	W 72-71	Salt Lake City, Utah

Feb. 26	BYU	L 69-70 (OT)	Albuquerque
Mar. 4	UNLV	W 71-52	Albuquerque
Mar. 8	Colorado State	W 71-52	Fort Collins, Colo.
Mar. 13	Utah	L 80-82 (OT)	Las Vegas, Nev. (MWC)
Mar. 19	California	L 66-68	Berkeley, Calif. (NIT)

**Coach: Steve Alford**

## 2008-09 (22-12, 12-4 Mountain West) MW CHAMPIONS

Nov. 14	Southeast Missouri State	W 102-59	Albuquerque
Nov. 16	Craigton	L 75-82	Omaha, Neb.
Nov. 20	Grambling State (CC)	W 96-50	Albuquerque
Nov. 22	Central Florida (CC)	L 71-72	Albuquerque
Nov. 24	Cal State Northridge	W 85-74	Albuquerque
Nov. 29	VCU (CC)	L 55-67	Cancun, Mexico
Nov. 30	Drake (CC)	L 62-68	Cancun, Mexico
Dec. 6	Southern Miss	W 60-58	Albuquerque
Dec. 10	San Diego	W 57-54	San Diego, Calif.
Dec. 13	Ole Miss	W 103-70	Albuquerque
Dec. 17	Oral Roberts	W 66-63	Albuquerque
Dec. 20	Texas Tech	L 78-86	Lubbock, Texas
Dec. 23	New Mexico State	W 76-62	Albuquerque
Dec. 30	New Mexico State	W 68-66	Las Cruces, N.M.
Jan. 3	UNLV	L 58-60	Las Vegas, Nev.
Jan. 6	UTEP	L 60-73	Albuquerque
Jan. 10	Air Force	W 78-53	Albuquerque
Jan. 17	BYU	W 81-62	Albuquerque
Jan. 21	San Diego State	L 76-81	San Diego, Calif.
Jan. 24	TCU	W 69-52	Fort Worth, Texas
Jan. 28	Colorado State	W 68-50	Albuquerque
Jan. 31	Utah	L 68-69	Salt Lake City, Utah
Feb. 3	Wyoming	W 85-57	Albuquerque
Feb. 7	UNLV	W 73-69 (OT)	Albuquerque
Feb. 11	Air Force	W 76-66	Colo. Springs, Colo.
Feb. 17	BYU	L 62-73	Provo, Utah
Feb. 21	San Diego State	W 75-49	Albuquerque
Feb. 24	TCU	W 76-62	Albuquerque
Feb. 28	Colorado State	W 81-79 (2OT)	Fort Collins, Colo.
March 3	Utah	W 77-71	Albuquerque
March 7	Wyoming	W 74-73	Laramie, Wyo.
March 12	Wyoming (MWC)	L 67-75	Las Vegas, Nev.
March 17	Nebraska (NIT)	W 83-71	Albuquerque
March 19	Notre Dame (NIT)	L 68-70	Notre Dame, Ind.

**Coach: Steve Alford**

## 2009-10 (30-5, 14-2 Mountain West) MWC CHAMPIONS

Nov. 14	UC Riverside	W 67-51	Albuquerque
Nov. 17	New Mexico State	W 97-87	Las Cruces, N.M.
Nov. 20	Nicholls State	W 83-59	Albuquerque
Nov. 21	Louisiana Tech	W 81-52	Albuquerque
Nov. 22	Miami (Ohio)	W 85-60	Albuquerque
Nov. 27	Hawai'i	W 83-71	Honolulu, Hawaii
Dec. 2	California (25)	W 86-78	Albuquerque
Dec. 5	New Mexico State	W 75-58	Albuquerque
Dec. 9	San Diego	W 82-78	San Diego, Calif.
Dec. 12	Texas A&M (16)	W 84-81	Houston, Texas
Dec. 16 (19)	Northern Arizona	W 96-57	Albuquerque
Dec. 19 (19)	Craigton	W 66-61	Albuquerque
Dec. 23 (12)	Oral Roberts	L 66-75	Tulsa, Okla.
Dec. 29 (17)	Texas Tech (20)	W 90-75	Albuquerque
Jan. 1	(17) Dayton	W 68-66	Albuquerque
Jan. 5 (14)	San Diego State	L 64-74	San Diego, Calif.
Jan. 9 (14)	UNLV	L 62-74	Albuquerque
Jan. 13	Utah	W 74-57	Albuquerque
Jan. 16	Wyoming	W 70-68	Laramie, Wyo.
Jan. 20	Air Force	W 73-50	Colo. Springs, Colo.
Jan. 23	Colorado State	W 82-64	Albuquerque
Jan. 27 (23)	BYU (10)	W 76-72	Albuquerque
Jan. 30 (23)	TCU	W 73-57	Fort Worth, Texas
Feb. 6 (15)	San Diego State	W 88-86 (OT)	Albuquerque
Feb. 10 (15)	UNLV	W 76-66	Las Vegas, Nev.
Feb. 13 (15)	Utah	W 68-65 (OT)	Salt Lake City, Utah
Feb. 17 (12)	Wyoming	W 83-61	Albuquerque
Feb. 20 (12)	Air Force	W 59-56	Albuquerque
Feb. 23 (10)	Colorado State	W 72-66	Fort Collins, Colo.
Feb. 27 (10)	BYU (11)	W 83-81	Provo, Utah
March 3 (8)	TCU	W 73-66	Albuquerque
March 11 (8)	Air Force	W 75-69	Las Vegas, Nev. (MWC)
March 12 (8)	San Diego State	L 69-72	Las Vegas, Nev. (MWC)
March 18 (8)	Montana	W 62-57	San Jose, Calif. (NCAA)
March 20 (8)	Washington	L 64-82	San Jose Calif. (NCAA)

**Coach: Steve Alford**

## 2010-11 (22-13, 8-8 Mountain West)

Nov. 13	Detroit	W 63-54	Albuquerque
Nov. 16	Arizona State	W 76-62	Albuquerque
Nov. 20	California	L 64-89	Berkeley, Calif.
Nov. 24	Northwood	W 78-56	Albuquerque
Nov. 28	San Diego	W 75-46	Albuquerque
Dec. 1	Southern Illinois	W 74-59	Carbondale, Ill
Dec. 4	New Mexico State	W 84-78 (OT)	Las Cruces, N.M.
Dec. 11	New Mexico State	W 78-62	Albuquerque
Dec. 17	Longwood	W 91-54	Albuquerque (LVC)
Dec. 19	The Citadel	W 84-58	Albuquerque (LVC)

# 2020-21 LOBO BASKETBALL

Dec. 22	Colorado	W 89-76	Las Vegas, Nev. (LVC)
Dec. 23	Northern Iowa	L 60-66	Las Vegas, Nev. (LVC)
Dec. 29	Texas Tech	W 61-60	Lubbock, Texas
Jan. 1	Dayton	L 73-76 (2OT)	Dayton, Ohio
Jan. 5	Cal State Bakersfield	W 102-62	Albuquerque
Jan. 8	Wyoming	L 66-67	Laramie, Wyo.
Jan. 12	Colorado State	W 68-61	Albuquerque
Jan. 15	San Diego State (9)	L 77-87	Albuquerque
Jan. 18	Utah	L 72-82	Salt Lake City, Utah
Jan. 22	UNLV	L 62-63	Las Vegas, Nev.
Jan. 26	TCU	W 71-46	Albuquerque
Jan. 29	BYU (9)	W 86-77	Albuquerque
Feb. 1	Air Force	W 75-61	Colorado Springs, Colo.
Feb. 9	Wyoming	W 68-57	Albuquerque
Feb. 12	Colorado State	L 62-68	Ft. Collins, Colo.
Feb. 16	San Diego State	L 62-68	San Diego, Calif.
Feb. 19	Utah	L 62-64	Albuquerque
Feb. 23	UNLV	L 74-77 (OT)	Albuquerque
Feb. 26	TCU	W 80-70	Ft. Worth, Tex.
March 2	BYU (3)	W 82-64	Provo, Utah
March 5	Air Force	W 66-61	Albuquerque
March 10	Air Force	W 67-61	Las Vegas, Nev. (MW)
March 11	BYU (8)	L 76-87	Las Vegas, Nev. (MW)
March 15	UTEP	W 69-57	Albuquerque (NIT)
March 21	Alabama	L 67-74	Tuscaloosa, Ala. (NIT)

**Coach: Steve Alford**

## 2011-12 (28-7, 10-4 Mountain West)

### MW REGULAR SEASON and TOURNAMENT CHAMPIONS

Nov. 11	New Orleans	W 92-40	Albuquerque
Nov. 16	New Mexico State	L 53-62	Albuquerque
Nov. 18	Arizona State	W 76-71	Tempe, Ariz.
Nov. 24	Santa Clara (76 Classic)	L 76-79 (OT)	Anaheim, Calif.
Nov. 25	Washington State (76 Classic)	W 72-62	Anaheim, Calif.
Nov. 27	Boston College (76 Classic)	W 75-57	Anaheim, Calif.
Nov. 30	Idaho State	W 65-41	Albuquerque
Dec. 3	Missouri State	W 76-60	Albuquerque
Dec. 10	Southern California	W 44-41	Los Angeles
Dec. 17	Oklahoma State	W 66-56	Oklahoma City (ACC)
Dec. 20	Montana State	W 91-46	Albuquerque
Dec. 22	UMKC	W 87-62	Albuquerque
Dec. 28	New Mexico State	W 89-69	Las Cruces, N.M.
Dec. 31	St. Louis	W 84-60	Albuquerque
Jan. 3	Houston Baptist	W 98-61	Albuquerque
Jan. 7	North Dakota	W 85-57	Albuquerque
Jan. 14	Wyoming	W 72-62	Laramie, Wyo.
Jan. 18	San Diego State (16)	L 70-75	Albuquerque
Jan. 21	UNLV (14)	L 63-80	Las Vegas, Nev.
Jan. 25	Colorado State	W 85-52	Albuquerque
Jan. 28	TCU	W 71-54	Albuquerque
Jan. 31	Air Force	W 81-42	Colorado Springs, Colo.
Feb. 4	Boise State	W 65-49	Boise, Idaho
Feb. 11	Wyoming	W 48-38	Albuquerque
Feb. 15	San Diego State (13)	W 77-67	San Diego, Calif.
Feb. 18	UNLV (11)	W 65-45	Albuquerque
Feb. 21 (18)	Colorado State	L 63-71	Fort Collins, Colo.
Feb. 25 (18)	TCU	L 64-83	Fort Worth, Texas
Feb. 29	Air Force	W 79-64	Albuquerque
March 3	Boise State	W 76-61	Albuquerque
March 8	Air Force	W 79-64	Las Vegas, Nev. (MW)
March 9	UNLV (20)	W 72-67	Las Vegas, Nev. (MW)
March 10	San Diego State (18)	W 68-59	Las Vegas, Nev. (MW)
March 15 (21)	Long Beach State	W 75-68	Portland, Ore. (NCAA)
March 17 (21)	Louisville (17)	L 56-59	Portland, Ore. (NCAA)

**Coach: Steve Alford**

## 2012-13 (29-6, 13-3 Mountain West)

### MW REGULAR SEASON and TOURNAMENT CHAMPIONS

Nov. 13	Davidson	W 86-81	Albuquerque
Nov. 16	UIC	W 66-59	St. Thomas, V.I. (PJ)
Nov. 18	George Mason	W 70-69	St. Thomas, V.I. (PJ)
Nov. 19	Connecticut (19)	W 66-60	St. Thomas, V.I. (PJ)
Nov. 23	Idaho	W 73-58	Albuquerque
Nov. 25	Portland	W 69-54	Albuquerque
Nov. 28	Mercer	W 76-58	Albuquerque
Dec. 1	23 Indiana State	W 77-68 (OT)	Terre Haute, Ind.
Dec. 5	18 USC	W 57-67	Albuquerque
Dec. 8	18 Valparaiso	W 65-52	Albuquerque
Dec. 15	17 New Mexico State	W 73-58	Albuquerque
Dec. 19	16 at New Mexico State	W 68-63	Las Cruces
Dec. 22	16 South Dakota State	L 65-70	Albuquerque
Dec. 27	Cincinnati (8)	W 55-54	Cincinnati, Ohio
Dec. 31	20 at Saint Louis	L 44-60	at St. Louis, Mo.
Jan. 9	25 UNLV (20)	W 65-60	Albuquerque
Jan. 12	25 Fresno State	W 72-45	Albuquerque
Jan. 16	19 Boise State	W 79-74 (OT)	Boise, Idaho
Jan. 23	15 Colorado State	W 66-61	Albuquerque
Jan. 26	15 San Diego State (25)	L 34-55	San Diego, Calif.
Jan. 30	20 Wyoming	W 63-59	Laramie, Wyo.
Feb. 2	20 Nevada	W 75-62	Albuquerque
Feb. 6	15 Air Force	W 81-58	Albuquerque
Feb. 9	15 UNLV	L 55-64	Las Vegas, Nev.
Feb. 13	18 Fresno State	W 54-48</	

Feb. 16	18	Boise State	W 60-50	Albuquerque
Feb. 23	16	Colorado State	W 91-82 Ft.	Collins, Colo.
Feb. 27	14	San Diego State	W 70-60	Albuquerque
March 2	14	Wyoming	W 53-42	Albuquerque
March 6	11	Nevada	W 75-62	Reno, Nev.
March 9	11	Air Force	L 88-89	Colo. Springs, Colo.
March 13	14	Wyoming	W 59-46	Las Vegas, Nev. (MW)
March 15	14	San Diego State	W 60-50	Las Vegas, Nev. (MW)
March 16	14	UNLV	W 63-56	Las Vegas, Nev. (MW)
March 21	10	Harvard	L 62-68	Salt Lake City, Utah (NCAA)

**Coach: Steve Alford**

**2013-14 (27-7, 15-3 Mountain West)**  
**MW TOURNAMENT CHAMPIONS**

Nov. 9	20	Alabama A&M	W 88-52	Albuquerque
Nov. 17	21	Charleston Southern	W 109-93	Albuquerque
Nov. 21	19	UAB	W 97-94 (2OT)	Charleston, S.C. (ChC)
Nov. 22	19	UMass	L 65-81	Charleston, S.C. (ChC)
Nov. 24	19	Davidson	W 78-59	Charleston, S.C. (ChC)
Nov. 30		San Diego	W 73-66	Albuquerque
Dec. 4		at New Mexico State	W 79-70	Las Cruces
Dec. 7		Cincinnati	W 63-54	Albuquerque
Dec. 14		at Kansas (13)	L 63-80	Kansas City, Mo.
Dec. 17		New Mexico State	L 61-67	Albuquerque
Dec. 21		vs. Marquette	W 75-68	Las Vegas, Nev.
Dec. 23		Grand Canyon	W 80-68	Albuquerque
Jan. 4		Colorado State	W 80-73	Albuquerque
Jan. 8		at Wyoming	W 72-69 (OT)	Laramie, Wyo.
Jan. 11		at San Jose State	W 69-65	San Jose, Calif.
Jan. 15		UNLV	L 73-76	Albuquerque
Jan. 18		at Fresno State	W 89-78	Fresno, Calif.
Jan. 21		Boise State	W 84-75	Albuquerque
Jan. 25		at Colorado State	W 68-66 Ft.	Collins, Colo.
Jan. 28		at Utah State	W 78-65	Logan, Utah
Feb. 1		San Jose State	W 72-47	Albuquerque
Feb. 5		Wyoming	W 66-61 (OT)	Albuquerque
Feb. 12		at Boise State	L 70-71	Boise, Idaho
Feb. 15		Nevada	W 90-72	Albuquerque
Feb. 19		at UNLV	W 68-56	Las Vegas, Nev.
Feb. 22		San Diego State (6)	W 58-44	Albuquerque
Feb. 25	25	Utah State	W 67-58	Albuquerque
March 2	25	at Nevada	W 72-58	Reno, Nev.
March 5	21	Air Force	W 80-52	Albuquerque
March 8	21	at San Diego State (10)	L 48-51	San Diego, Calif.
March 13	20	vs. Fresno State	W 93-77	Las Vegas, Nev. (MW)
March 14	20	vs. Boise State	W 70-67	Las Vegas, Nev. (MW)
March 15	20	vs. San Diego State (7)	W 64-58	Las Vegas, Nev. (MW)
March 21	17	vs. Stanford	L 53-58	St. Louis, Mo. (NCAA)

**Coach: Craig Neal**

**2014-15 (15-16, 7-11 Mountain West)**

Nov. 14		Idaho State	W 79-55	Albuquerque
Nov. 16		Cal State Fullerton	W 67-59	Albuquerque
Nov. 20		Boston College (PRTO)	L 65-69	San Juan, P.R.
Nov. 21		George Mason (PRTO)	W 69-58	San Juan, P.R.
Nov. 23		Texas A&M (PRTO)	L 51-64	San Juan, P.R.
Nov. 30		USC	L 54-66	Albuquerque
Dec. 3		New Mexico State	W 62-47	Albuquerque
Dec. 6		at Valparaiso	W 63-46	Valparaiso, Ind.
Dec. 13		UL Monroe	W 54-46	Albuquerque
Dec. 17		Central Arkansas	W 76-55	Albuquerque
Dec. 20		at New Mexico State	W 69-67	Las Cruces, N.M.
Dec. 23		at Grand Canyon	L 65-68	Phoenix, Ariz.
Dec. 31		Fresno State	W 76-64	Albuquerque
Jan. 3		Colorado State (24)	W 66-53	Albuquerque
Jan. 6		at San Diego State	L 42-56	San Diego, Calif.
Jan. 10		at Utah State	W 66-60	Logan, Utah
Jan. 14		Air Force	W 60-48	Albuquerque
Jan. 18		Boise State	L 59-69	Albuquerque
Jan. 21		at UNLV	W 71-69	Las Vegas, Nev.
Jan. 24		at Wyoming	L 62-63 (OT)	Laramie, Wyo.
Jan. 31		San Jose State	W 67-41	Albuquerque
Feb. 4		at Air Force	L 49-53	Colorado Springs, Colo.
Feb. 7		Utah State	L 60-63	Albuquerque
Feb. 10		at Colorado State	L 59-70	Fort Collins, Colo.
Feb. 14		at Nevada	L 63-66 (OT)	Reno, Nev.
Feb. 17		San Diego State (25)	L 46-63	Albuquerque
Feb. 21		UNLV	L 68-76	Albuquerque
Feb. 24		at Boise State	L 65-76	Boise, Idaho
Feb. 28		at Fresno State	L 55-59	Fresno, Calif.
March 7		Wyoming	W 52-49 (OT)	Albuquerque
March 11		Air Force	L 61-68	Las Vegas, Nev. (MW)

**Coach: Craig Neal**

**2015-16 (17-15, 10-8 Mountain West)**

Nov. 13		Texas Southern	W 80-69	Albuquerque
Nov. 15		at New Mexico State	W 83-74	Las Cruces, N.M.
Nov. 18		Loyola-Chicago	W 75-51	Albuquerque
Nov. 21		at USC	L 90-82	Los Angeles, Calif.
Nov. 25		Nicholls	W 75-63	Albuquerque
Dec. 1		Oral Roberts	W 91-75	Albuquerque
Dec. 5		at Purdue (11)	L 70-58	West Lafayetteville, Ind.
Dec. 12		Northern Iowa	W 76-57	Albuquerque

Dec. 16		New Mexico State	W 79-61	Albuquerque
Dec. 19		Rice	L 90-89	Albuquerque
Dec. 22		vs. Auburn (HADHC)	L 83-78	Honolulu, Hawaii
Dec. 23		vs. BYU (HADHC)	L 96-66	Honolulu, Hawaii
Dec. 25		vs. Washington State (HADHC)	L 82-59	Honolulu, Hawaii
Dec. 30		Nevada	W 88-76	Albuquerque
Jan. 2		at Fresno State	W 77-62	Fresno, Calif.
Jan. 9		Utah State	W 77-59	Albuquerque
Jan. 12		at UNLV	L 86-74	Las Vegas, Nev.
Jan. 16		Wyoming	L 70-68	Albuquerque
Jan. 23		at San Jose State	W 83-64	San Jose, Calif.
Jan. 27		Air Force	W 84-55	Albuquerque
Jan. 30		at Boise State	W 88-83	Boise, Idaho
Feb. 2		UNLV	W 87-83	Albuquerque
Feb. 6		at San Diego State	L 78-71	San Diego, Calif.
Feb. 9		at Utah State	L 80-72	Logan, Utah
Feb. 13		San Jose State	W 74-58	Albuquerque
Feb. 17		Boise State	W 80-78	Albuquerque
Feb. 20		at Air Force	L 76-72	Colorado Springs, Colo.
Feb. 23		at Colorado State	L 86-69	Fort Collins, Colo.
Feb. 27		Fresno State	L 92-82	Albuquerque
March 1		San Diego State	L 83-56	Albuquerque
March 5		Nevada	W 71-66	Reno, Nev.
March 10		vs. Nevada	L 64-62	Las Vegas, Nev.

**Coach: Craig Neal**

**2016-17 (17-14, 10-8 Mountain West)**

Nov. 11		Idaho State	W 81-70	Albuquerque
Nov. 14		Houston Baptist	W 95-79	Albuquerque
Nov. 18		New Mexico State	W 72-59	Albuquerque
Nov. 24		vs. Virginia Tech (WLC)	L 72-92	Fullerton, Calif.
Nov. 25		vs. CSUN (WLC)	W 105-89	Fullerton, Calif.
Nov. 27		vs. Dayton (WLC)	L 57-64	Anaheim, Calif.
Nov. 30		Ablene Christian	W 64-55	Albuquerque
Dec. 3		at Illinois State	L 74-79	Normal, Ill.
Dec. 7		UTEP	W 78-77	Albuquerque
Dec. 10		at New Mexico State	L 71-84	Las Cruces, N.M.
Dec. 17		Arkansas-Pine Bluff	W 83-43	Albuquerque
Dec. 20		at Arizona	L 46-77	Tucson, Ariz.
Dec. 28		Fresno State	W 78-73	Albuquerque
Jan. 1		at San Diego State	W 68-62	San Diego, Calif.
Jan. 4		at Utah State	L 75-79	Logan, Utah
Jan. 7		Nevada	L 104-105 (OT)	Albuquerque
Jan. 10		UNLV	L 66-71	Albuquerque
Jan. 14		at Colorado State	W 84-71	Fort Collins, Colo.
Jan. 17		at Boise State	W 81-70	Boise, Idaho
Jan. 21		Wyoming	W 78-71	Albuquerque
Jan. 24		Utah State	W 74-61	Albuquerque
Jan. 28		at Nevada	L 65-82	Reno, Nev.
Feb. 1		at UNLV	W 80-77	Las Vegas, Nev.
Feb. 4		San Jose State	L 68-78	Albuquerque
Feb. 8		at Air Force	W 74-67	Colorado Springs, Colo.
Feb. 14		Boise State	W 78-73	Albuquerque
Feb. 18		at Fresno State	L 61-71	Fresno, Calif.
Feb. 21		Colorado State	L 56-68	Albuquerque
Feb. 25		at Wyoming	L 71-82	Laramie, Wyo.
March 4		San Diego State	W 64-59	Albuquerque
March 9		vs. Fresno State	L 60-65	Las Vegas, Nev.

**Coach: Craig Neal**

**2017-18 (19-15, 12-6 Mountain West)**

Nov. 11		Northern New Mexico	W 147-76	Albuquerque
Nov. 14		Nebraska-Omaha	W 103-71	Albuquerque
Nov. 17		at New Mexico State	L 56-75	Las Cruces, N.M.
Nov. 21		Tennessee Tech	L 96-104	Albuquerque
Nov. 24		vs TCU <sup>ECC</sup>	L 67-69	Niceville, Fla.
Nov. 25		vs Maryland <sup>ECC</sup>	L 65-80	Niceville, Fla.
Nov. 29		Evansville	W 78-59	Albuquerque
Dec. 2		at UTEP	L 76-88	El Paso, Texas
Dec. 6		at Colorado	L 57-75	Boulder, Colo.
Dec. 9		New Mexico State	L 62-65	Albuquerque
Dec. 16		Arizona (23)	L 73-89	Albuquerque
Dec. 19		Rice	W 78-69	Albuquerque
Dec. 22		Prairie View A&M	W 87-78	Albuquerque
Dec. 27		Air Force	W 87-58	Albuquerque
Dec. 30		at Nevada	L 74-77	Reno, Nev.
Jan. 3		at Boise State	L 62-90	Boise, Idaho
Jan. 6		San José State	W 80-47	Albuquerque
Jan. 10		Wyoming	W 75-66	Albuquerque
Jan. 13		at Fresno State	L 80-89	Fresno, Calif.
Jan. 17		at UNLV	W 85-81	Las Vegas, Nev.
Jan. 20		San Diego State	W 79-75	Albuquerque
Jan. 27		Colorado State	W 80-65	Albuquerque
Jan. 31		at Utah State	L 80-89	Logan, Utah
Feb. 3		at San José State	L 71-68	San Jose, Calif.
Feb. 6		Boise State	L 71-73	Albuquerque
Feb. 10		at Air Force	L 92-100	USAF Acad., Colo.
Feb. 14		Utah State	W 78-63	Albuquerque
Feb. 20		at Wyoming	W 119-114	Laramie, Wyo.
Feb. 25		UNLV	W 91-90	Albuquerque
Feb. 28		at Colorado State	W 108-87	Fort Collins, Colo.
March 3		Fresno State	W 95-86 (OT)	Albuquerque
March 8		vs Wyoming	W 85-75	Las Vegas, Nev. (MW)

March 9		vs Utah State	W 83-68	Las Vegas, Nev. (MW)
March 10		vs San Diego State	L 75-82	Las Vegas, Nev. (MW)

**Coach: Paul Weir**

**2018-19 (14-18, 7-11 Mountain West)**

Nov. 6		at CSUN	W 87-84	Northridge, Calif.
Nov. 13		Iona	W 90-83	Albuquerque
Nov. 17		NM State	L 94-98	Albuquerque
Nov. 24		UTEP	W 84-78	Albuquerque
Dec. 1		at Bradley	W 85-75	Peoria, Ill.
Dec. 4		at NM State	L 65-100	Las Cruces, N.M.
Dec. 7		vs. Saint Mary's.....	L 60-85	Los Angeles, Calif.
Dec. 11		Colorado	L 75-78	Albuquerque
Dec. 16		Central Arkansas	W 82-70	Albuquerque
Dec. 18		North Texas	L 65-74	Albuquerque
Dec. 22		Penn	L 65-75	Albuquerque
Dec. 30		at Univ. of the SW...	W 103-47	Hobbs, N.M.
Jan. 2		at Air Force	W 65-58	USAF Acad., Colo.
Jan. 5		Nevada	W 85-58	Albuquerque
Jan. 8		UNLV	L 69-80	Albuquerque
Jan. 12		at Colorado State	L 69-91	Fort Collins, Colo.
Jan. 15		at San Diego State	L 77-97	San Diego, Calif.
Jan. 19		Wyoming	W 83-53	Albuquerque
Jan. 22		at UNLV	L 58-74	Las Vegas, Nev.
Jan. 26		Utah State	L 66-68	Albuquerque
Feb. 2		at Fresno State	L 70-82	Fresno, Calif.
Feb. 5		San Diego State	W 83-70	Albuquerque
Feb. 9		at Nevada	L 62-91	Reno, Nev.
Feb. 13		San José State	W 92-60	Albuquerque
Feb. 16		Fresno State	L 73-81	Albuquerque
Feb. 20		at Utah State	L 55-71	Logan, Utah
Feb. 26		at San José State	L 82-89	San Jose, Calif.
March 2		Colorado State	W 77-65	Albuquerque
March 6		Boise State	W 73-72	Albuquerque
March 9		at Wyoming	L 81-88	Laramie, Wyo.
March 13		vs Wyoming	W 78-68	Las Vegas, Nev. (MW)
March 14		vs Utah State	L 83-91	Las Vegas, Nev. (MW)

**Coach: Paul Weir**

**2019-20 (19-14, 7-11 Mountain West)**

Nov. 6		Eastern NM	W 92-71	Albuquerque
Nov. 9		CSUN	W 97-70	Albuquerque
Nov. 13		Green Bay	W 93-78	Albuquerque
Nov. 16		McNeese	W 90-80	Albuquerque
Nov. 19		at UTEP	L 63-66	El Paso, Texas
Nov. 21		at NM State	W 78-77	Las Cruces, NM
Nov. 25		vs Auburn (18/19) <sup>RLC</sup>	L 59-84	Brooklyn, N.Y.
Nov. 26		vs Wisconsin (RV) <sup>RLC</sup>	W 59-50	Brooklyn, N.Y.
Dec. 1		Montana	W 72-63	Albuquerque
Dec. 4		Boise State	W 80-78	Albuquerque
Dec. 7		at Wyoming	W 79-65	Laramie, Wyo.
Dec. 14		NM State	W 69-62	Albuquerque
Dec. 17		Grand Canyon	W 91-71	Albuquerque
Dec. 22		Houston Baptist	W 107-88	Albuquerque
Dec. 29		UC Davis	W 74-69	Albuquerque
Jan. 1		at San José State	L 85-88	San Jose, Calif.
Jan. 7		Fresno State	W 78-64	Albuquerque
Jan. 11		Air Force	W 84-78	Albuquerque
Jan. 15		at Colorado State	L 72-105	Fort Collins, Colo.
Jan. 18		at UNLV	L 78-99	Las Vegas, Nev.
Jan. 21		San José State	W 86-59	Albuquerque
Jan. 25		at Nevada	L 74-96	Reno, Nev.
Jan. 29		San Diego State (4)	L 57-85	Albuquerque
Feb. 1		at Fresno State	L 77-82	Fresno, Calif.
Feb. 8		Wyoming	W 97-68	Albuquerque
Feb. 11		at San Diego State (4)	L 59-82	San Diego, Calif.
Feb. 15		UNLV	L 73-78	Albuquerque
Feb. 18		Nevada	L 74-88	Albuquerque
Feb. 23		at Boise State	L 61-74	Boise, Idaho
Feb. 26		at Air Force	L 58-60	USAF Acad., Colo.
Feb. 29		Utah State (RV)	W 66-64	Albuquerque
March 4		vs San José State	W 79-66	Las Vegas, Nev. (MW)
March 5				

SCHOOL	W	L	FIRST GAME	LAST GAME	SCHOOL	W	L	FIRST GAME	LAST GAME
Abilene Christian	9	0	1948-49	2016-17	East Carolina	1	0	1989-90	1989-90
Air Force	61	24	1957-58	2019-20	East Texas State	3	0	1975-76	1981-82
Alabama	0	1	2010-11	2010-11	Eastern Montana	1	0	1963-64	1963-64
Alabama A&M	1	0	2013-14	2013-14	Eastern New Mexico	16	1	1941-42	2019-20
Alabama State	2	0	1985-86	1999-00	Eastern Washington	5	0	1978-79	2007-08
Alaska-Anchorage	2	1	1977-78	1984-85	Evansville	1	0	2017-18	2017-18
Alcorn State	5	0	1999-00	2006-07					
Arizona	42	85	1916-17	2017-18	Florida State	1	3	1973-74	1982-83
Arizona State	48	37	1930-31	2011-12	Fordham	1	0	1981-82	1981-82
Arkansas-Pine Bluff	3	0	1998-99	2016-17	Fresno State	17	15	1947-48	2019-20
Arkansas State	1	0	1997-98	1997-98	Furman	1	0	2000-01	2000-01
Army	1	0	1974-75	1974-75					
Auburn	0	2	2015-16	2019-20	Georgetown	0	3	1984-85	1995-96
					George Mason	3	0	2000-01	2014-15
Baptist	1	0	1984-85	1984-85	George Washington	1	1	1988-89	1992-93
Baylor	2	0	1965-66	2000-01	Georgia	1	0	1988-89	1988-89
Boise State	12	6	2011-12	2019-20	Georgia State	1	0	2000-01	2000-01
Boston	2	0	1980-81	1995-96	Gonzaga	1	1	2000-01	2001-02
Boston College	1	1	2011-12	2014-15	Grambling	2	0	1987-88	2008-09
Bowling Green	1	0	1983-84	1983-84	Grand Canyon	4	1	1979-80	2019-20
Bradley	1	2	1938-39	2018-19	Green Bay	1	0	2019-20	2019-20
Brigham Young	55	76	1949-50	2015-16					
Bucknell	3	0	1985-86	1996-97	Hardin-Simmons	10	6	1941-42	1989-90
Brown	2	0	1968-69	1986-87	Harvard	0	1	2012-13	2012-13
Butler	3	1	1968-69	1997-98	Hawai'i	41	17	1964-65	2009-10
					Hawai'i Hilo	0	1	1976-77	1976-77
Cal Poly	1	0	1957-58	1957-58	Holy Cross	1	0	1997-98	1997-98
Cal Poly-Pomona	1	0	1972-73	1972-73	Houston	1	1	1979-80	1998-99
Cal State Bakersfield	1	0	2010-11	2010-11	Houston Baptist	3	0	2011-12	2019-20
Cal State Fullerton	1	1	1977-78	2014-15	Howard Payne	1	0	1964-65	1964-65
Cal State Hayward	1	0	1964-65	1964-65					
Cal State Los Angeles	4	0	1962-63	1975-76	Idaho	5	0	1965-66	2012-13
Cal State Northridge	7	0	1968-69	2019-20	Idaho State	6	1	1973-74	2016-17
California	2	5	1969-70	2010-11	Illinois	0	1	1975-76	1975-76
Cameron College	1	0	1973-74	1973-74	Illinois-Chicago	1	0	2012-13	2012-13
Centenary	3	0	1989-90	1996-97	Illinois State	0	1	2016-17	2016-17
Central Arkansas	2	0	2014-15	2018-19	Illinois Tech	1	0	1979-80	1979-80
Central Florida	1	1	1978-79	2008-09	IPFW	1	0	2002-03	2002-03
Central Missouri State	0	1	1941-42	1941-42	Iona	1	1	1949-50	2018-19
Central Oklahoma	1	1	1948-49	1954-55	Iowa	1	0	1976-77	1976-77
Charleston	1	0	1980-81	1980-81	Iowa State	2	1	1964-65	1987-88
Charleston Southern	2	0	2006-07	2013-14					
Charlotte	1	1	1986-87	1994-95	Jackson State	2	0	1986-87	1996-97
The Citadel	1	0	2010-11	2010-11	Jacksonville	1	0	1974-75	1974-75
Cincinnati	2	0	2012-13	2013-14					
Colorado	7	8	1925-26	2018-19	Kansas	1	2	1963-64	2013-14
Colorado College	4	7	1925-26	1943-44	Kansas State	2	4	1960-61	2006-07
Colorado Mines	1	0	1941-42	1941-42	Kent	1	1	1949-50	1985-86
Colorado State	78	48	1940-41	2019-20	Kentucky State	1	0	1977-78	1977-78
Columbia	3	0	1973-74	1996-97	Kentucky Wesleyan	0	2	1955-56	1956-57
Connecticut	1	1	1998-99	2012-13					
Coppin State	2	0	1998-99	2003-04	Lamar	1	1	1978-79	1983-84
Cornell	2	0	1998-99	2003-04	Long Beach State	4	2	1962-63	2011-12
Creighton	3	1	1966-67	2009-10	Longwood	2	0	2006-07	2010-11
					Louisiana Tech	2	0	1991-92	2009-10
Dartmouth	4	0	1972-73	2005-06	Louisville	0	3	1989-90	2011-12
Davidson	3	0	1978-79	2013-14	Loyola Chicago	1	0	2015-16	2015-16
Dayton	2	3	1973-74	2016-17	Loyola Marymount	4	1	1966-67	2007-08
Denver	21	21	1940-41	1970-71	Loyola (Md.)	1	0	1988-89	1988-89
DePaul	2	0	1929-30	1998-99					
Detroit	2	1	1959-60	2010-11	Maine	1	0	1989-90	1989-90
Doane	1	0	1971-72	1971-72	Marquette	1	0	2013-14	2013-14
Drake	1	3	1939-40	2008-09	Marshall	1	0	1981-82	1981-82
Drexel	1	0	2000-01	2000-01	Maryland	0	1	2017-18	2017-18
Duquesne	2	1	1949-50	2004-05	Maryland-Eastern Shore	1	0	1990-91	1990-91
					Massachusetts	0	1	2013-14	2013-14
					McNeese State	2	0	1998-99	2019-20
					Memphis	0	2	1956-57	2000-01
					Me rcer	3	0	1995-96	2012-13
					Miami (Fla.)	2	0	1986-87	1988-89
					Miami (Ohio)	2	0	1991-92	2009-10
					Michigan	0	1	1957-58	1957-58
					Michigan State	0	2	1970-71	1985-86
					Middle Tennessee State	1	0	1993-94	1993-94
					Midwestern State	2	0	1965-66	1981-82
					Minnesota	1	1	1973-74	2001-02
					Missouri	1	0	1998-99	1998-99
					Missouri-Kansas City	1	0	2011-12	2011-12
					Missouri Baptist	1	0	1981-82	1981-82
					Missouri State	2	0	1962-63	2011-12
					Mississippi	3	1	1996-97	2008-09
					Mississippi Valley State	1	0	2004-05	2004-05
					Monmouth	1	0	1989-90	1989-90
					Montana	9	16	1950-51	2019-20

**NEW MEXICO'S OLDEST RIVALRY**

Opponent	Series Started	Games
New Mexico State	1903-04	222
Texas-El Paso	1928-29	144
Wyoming	1950-51	140
Brigham Young	1950-51	131
Utah	1951-52	127
Arizona	1916-17	127
Colorado State	1940-41	124
Texas Tech	1930-31	85
Arizona State	1930-31	85
Northern Arizona	1925-26	83

SCHOOL	W	L	FIRST GAME	LAST GAME	SCHOOL	W	L	FIRST GAME	LAST GAME
Montana State	1	0	2011-12	2011-12	Southwest Texas	2	0	1990-91	1995-96
Morgan State	2	0	1984-85	1985-86	Stanford	1	3	1974-75	2013-14
Murray State	1	0	1956-57	1956-57	Stephen F. Austin	2	0	1994-95	1999-00
Nebraska	1	0	2008-09	2008-09	Stetson	1	1	1973-74	1974-75
Nevada	7	8	2012-13	2019-20	Syracuse	1	2	1966-67	1997-98
New Hampshire	1	0	1998-99	1998-99	TCU	16	7	1964-65	2017-18
New Mexico Highlands	25	4	1909-10	2003-04	Temple	1	1	1968-69	2000-01
New Mexico State	123	101	1904-05	2019-20	Tennessee	2	2	1989-90	2004-05
New Orleans	1	0	2011-12	2011-12	Tennessee State	1	0	1991-92	1991-92
Nicholls State	2	0	2009-10	2015-16	Tennessee Tech	1	1	2001-02	2017-18
NYU	1	0	1963-64	1963-64	Texas	2	1	1985-86	1987-88
North Carolina A&T	2	0	2004-05	2006-07	Texas A&M	6	2	1966-67	2014-15
UNC Greensboro	1	0	2001-02	2001-02	Texas-Arlington	4	0	1990-91	2005-06
North Dakota	3	0	1966-67	2011-12	Texas-El Paso	78	67	1928-29	2019-20
North Texas	2	1	1987-88	2018-19	Texas-Pan American	4	0	1983-84	1998-99
Northeastern	2	0	1998-99	2002-03	Texas Southern	6	1	1984-85	2015-16
Northern Arizona	42	41	1925-26	2009-10	Texas Tech	42	43	1930-31	2010-11
Northern Colorado	4	0	1925-26	2004-05	Towson State	1	0	1989-90	1989-90
Northern Iowa	2	0	2010-11	2015-16	Troy	1	0	2004-05	2004-05
Northern New Mexico	1	0	2017-18	2017-18	Tulane	1	0	1965-66	1965-66
Northwestern (La.) State	2	0	2002-03	2003-04	Tulsa	2	1	1996-97	1997-98
Northwood	1	0	2010-11	2010-11	UAB	1	0	2013-14	2013-14
Notre Dame	0	1	2008-09	2008-09	UCLA	2	2	1954-55	1997-98
Ohio State	1	1	1987-88	1987-88	UC Davis	3	0	1974-75	2019-20
Oklahoma	0	2	1987-88	1988-89	UC Riverside	1	0	2009-10	2009-10
Oklahoma Christian	2	0	1963-64	1971-72	UC Santa Barbara	1	1	1947-48	1958-59
Oklahoma City	1	2	1948-49	1957-58	UL Monroe	1	0	2014-15	2014-15
Oklahoma State	3	1	1986-87	2011-12	University of the Southwest	1	0	2018-19	2018-19
Old Dominion	1	0	1996-97	1996-97	UNLV	25	37	1975-76	2019-20
Omaha	1	0	2017-18	2017-18	U.S. International	5	0	1959-60	1985-86
Oral Roberts	2	1	2008-09	2015-16	Utah	48	80	1951-52	2010-11
Oregon	6	2	1961-62	2005-06	Utah State	12	27	1951-52	2019-20
Oregon State	4	2	1971-72	1986-87	Valparaiso	3	0	1959-60	2014-15
Pacific	2	0	1963-64	2001-02	Vanderbilt	0	3	1956-57	1986-87
Panhandle A&M	1	0	1963-64	1963-64	Vermont	1	0	1977-78	1977-78
Pasadena College	0	1	1953-54	1953-54	Villanova	0	1	2004-05	2004-05
Pepperdine	4	2	1947-48	2006-07	Virginia	0	2	1991-92	1993-94
Penn	1	1	1992-93	2018-19	Virginia Commonwealth	0	1	2008-09	2008-09
Penn State	1	1	1989-90	2003-04	Virginia Tech	0	2	1972-73	2016-17
Phillips University	2	0	1953-54	1953-54	Wake Forest	1	3	1988-89	2004-05
Portland	2	0	2003-04	2012-13	Washington	2	4	1983-84	2009-10
Portland State	3	0	1975-76	2002-03	Washington-Missouri	0	2	1961-62	1963-64
Prairie View A&M	2	0	1988-89	2017-18	Washington State	3	2	1969-70	2015-16
Presbyterian	1	0	2007-08	2007-08	Wayland Baptist	2	0	1929-30	1970-71
Puget Sound	1	0	1977-78	1977-78	Weber State	2	2	1979-80	2007-08
Purdue	1	1	1963-64	2015-16	West Texas State	13	22	1941-42	1979-80
Rhode Island	1	0	1967-68	1967-68	West Virginia	0	4	1949-50	2001-02
Rice	5	2	1958-59	2017-18	Western Kentucky	1	0	2000-01	2000-01
Rider	1	0	1987-88	1987-88	Western New Mexico	19	2	1914-15	2004-05
Rutgers	0	1	1966-67	1966-67	Western State	2	1	1927-28	1950-51
Sacramento State	3	0	1998-99	2006-07	Whittier	1	0	1971-72	1971-72
St. Bonaventure	1	0	2007-08	2007-08	Wichita State	3	2	1951-52	2006-07
St. John's	0	3	1964-65	1999-00	William & Mary	2	0	1992-93	2000-01
St. Joseph's (Pa.)	1	1	1968-69	1999-00	Winthrop	1	0	1986-87	1986-87
Saint Louis	3	3	1971-72	2012-13	Wisconsin	1	2	1957-58	2019-20
St. Mary's (Calif.)	2	1	1968-69	2018-19	Wisconsin-Parkside	1	0	1976-77	1976-77
Sam Houston State	2	0	1996-97	1999-00	Wyoming	75	68	1950-51	2019-20
San Diego	7	2	1985-86	2013-14	Xavier	0	1	1959-60	1959-60
San Diego State	48	42	1975-76	2019-20	Yale	1	0	1997-98	1997-98
San Francisco	2	2	1968-69	1994-95					
San Francisco State	1	0	2003-04	2003-04					
San José State	16	3	1961-62	2019-20					
Santa Clara	4	3	1966-67	2011-12					
Seattle	3	0	1966-67	1972-73					
Seton Hall	0	2	1949-50	1987-88					
Simon Fraser	5	0	1993-94	1999-00					
South Carolina	0	1	1969-70	1969-70					
South Carolina State	1	0	2005-06	2005-06					
South Dakota State	1	0	2012-13	2012-13					
South Florida	1	0	1999-00	1999-00					
Southern	1	0	1990-91	1990-91					
Southern California	6	7	1954-55	2015-16					
Southern Colorado	1	0	1982-83	1982-83					
Southern Illinois	1	0	2010-11	2010-11					
SMU	3	0	1996-97	1998-99					
Southern Mississippi	2	0	1950-51	2008-09					
Southern Utah	3	1	1999-00	2007-08					
Southeast Missouri State	1	0	2008-09	2008-09					
Southwest Oklahoma State	1	0	1962-63	1962-63					

**LOBO RECORD BY DECADE**

Decade	Record	Pct.
1900-10	15-10	.600
1910-20	34-15	.694
1920-30	86-39	.688
1930-40	102-116	.468
1940-50	99-115	.463
1950-60	71-160	.307
1960-70	158-103	.605
1970-80	169-107	.612
1980-90	188-131	.589
1990-00	220-97	.694
2000-10	195-122	.615
2010-20	207-125	.623



**Abilene Christian**  
New Mexico leads 9-0

Home 6-0 (Pit 5-0), Road 2-0, Neutral 0-0

12-20-48	New Mexico	46-44	at Portales, N.M.
12-28-62	New Mexico	88-64	at Abilene
12-2-63	New Mexico	79-65	Albuquerque
12-1-66	New Mexico	62-53	Albuquerque
12-15-72	New Mexico	103-74	Albuquerque
12-15-73	New Mexico	98-84	at Abilene
12-18-74	New Mexico	85-63	Albuquerque
11-10-06	New Mexico	91-54	Albuquerque
11-30-16	New Mexico	64-55	Albuquerque

**Air Force**  
New Mexico leads 61-24

Home 35-4 (Pit 35-2), Road 22-17, Neutral 3-1

12-7-57	Air Force	68-50	Albuquerque
1-29-60	Air Force	70-66	at Denver
12-1-60	Air Force	85-73	at Air Force
2-7-62	Air Force	62-56	Albuquerque
2-11-67	New Mexico	73-64 (OT)	at Air Force
1-3-68	New Mexico	88-60	Albuquerque
2-7-70	New Mexico	64-61	at Air Force
1-11-71	New Mexico	73-66	Albuquerque
1-22-81	New Mexico	38-37	at Air Force
2-28-81	New Mexico	79-69	Albuquerque
1-8-82	New Mexico	68-61	Albuquerque
2-27-82	Air Force	64-59	at Air Force
1-17-83	New Mexico	89-76	Albuquerque
2-10-83	Air Force	61-52	at Air Force
1-19-84	New Mexico	57-47	at Air Force
2-20-84	New Mexico	49-48	Albuquerque
1-12-85	New Mexico	91-50	Albuquerque
2-1-85	New Mexico	58-52	at Air Force
2-6-86	New Mexico	72-70	Albuquerque
2-22-86	Air Force	66-64	at Air Force
1-17-87	New Mexico	80-65	at Air Force
2-28-87	New Mexico	80-73	Albuquerque
1-8-88	New Mexico	80-67	Albuquerque
2-4-88	Air Force	65-58	at Air Force
2-11-89	New Mexico	79-67	Albuquerque
2-25-89	New Mexico	80-73	at Air Force
3-9-89	New Mexico	74-60	at Salt Lake *
1-27-90	New Mexico	61-44	Albuquerque
2-28-90	New Mexico	62-54	at Air Force
1-31-91	New Mexico	92-55	Albuquerque
2-28-91	New Mexico	66-56	at Air Force
1-11-92	New Mexico	78-63	Albuquerque
2-29-92	New Mexico	70-55	at Air Force
1-9-93	New Mexico	63-43	Albuquerque
2-27-93	New Mexico	80-60	at Air Force
1-8-94	New Mexico	80-54	at Air Force
2-24-94	New Mexico	90-71	Albuquerque
1-4-95	New Mexico	86-72	Albuquerque
3-4-95	Air Force	59-58	at Air Force
1-4-96	New Mexico	61-49	at Air Force
2-29-96	New Mexico	67-55	Albuquerque
1-3-98	New Mexico	92-59	Albuquerque
2-14-98	New Mexico	96-72	at Air Force
1-22-00	New Mexico	89-72	Albuquerque
2-12-00	New Mexico	81-67	at Air Force
1-13-01	New Mexico	59-52	Albuquerque
2-10-01	Air Force	53-49	at Air Force
1-14-02	New Mexico	50-47	Albuquerque
2-9-02	Air Force	47-44	at Air Force
2-8-03	New Mexico	73-59	Albuquerque
3-8-03	Air Force	68-60	at Air Force
1-17-04	Air Force	68-42	Albuquerque
2-14-04	Air Force	51-50	at Air Force
1-15-05	Air Force	64-62	at Air Force
2-14-05	New Mexico	63-52	Albuquerque
1-21-06	New Mexico	62-59	Albuquerque
2-22-06	Air Force	51-46	at Air Force
1-9-07	Air Force	65-57	at Air Force
2-10-07	Air Force	60-51	Albuquerque
1-19-08	New Mexico	59-54	Albuquerque
2-20-08	New Mexico	68-51	at Air Force
1-10-09	New Mexico	78-53	Albuquerque
2-11-09	New Mexico	76-66	at Air Force
1-20-10	New Mexico	73-50	at Air Force
2-20-10	New Mexico	59-56	Albuquerque
3-11-10	New Mexico	75-69	at Las Vegas\$
2-1-11	New Mexico	75-61	at Air Force
3-5-11	New Mexico	66-61	Albuquerque
1-31-12	New Mexico	81-42	at Air Force
2-29-12	New Mexico	86-56	Albuquerque
3-8-12	New Mexico	79-64	at Las Vegas\$
2-6-13	New Mexico	81-58	Albuquerque
3-9-13	Air Force	89-88	at Air Force
3-5-14	New Mexico	80-52	Albuquerque
1-14-15	New Mexico	60-48	Albuquerque
2-4-15	Air Force	59-53	at Air Force
3-11-15	Air Force	68-61	Las Vegas \$
1-27-16	New Mexico	84-55	Albuquerque
2-20-16	Air Force	76-72	at Air Force
2-8-17	New Mexico	74-67	at Air Force
12-27-17	New Mexico	87-58	Albuquerque
2-10-18	Air Force	100-92	at Air Force
1-2-19	New Mexico	65-58	at Air Force
1-11-20	New Mexico	84-78	Albuquerque
2-26-20	Air Force	60-58	at Air Force

**Alabama**  
Alabama leads 1-0

Home 0-0 (Pit 0-0), Road 0-1, Neutral 0-0

3-21-11	Alabama	74-67	at Tuscaloosa
---------	---------	-------	---------------

**Alabama A&M**  
New Mexico leads 1-0

Home 1-0 (Pit 1-0), Road 0-0, Neutral 0-0

11-9-13	New Mexico	88-52	Albuquerque
---------	------------	-------	-------------

**Alabama State**  
New Mexico leads 2-0

Home 2-0 (Pit 2-0), Road 0-0, Neutral 0-0

12-21-85	New Mexico	92-82	Albuquerque
12-29-99	New Mexico	68-47	Albuquerque

**Alaska-Anchorage**  
New Mexico leads 2-1

Home 2-0 (Pit 2-0), Road 0-1, Neutral 0-0

12-17-77	New Mexico	127-101	Albuquerque
11-26-83	Alaska-Anchorage	79-72	at Anchorage
12-29-84	New Mexico	98-70	Albuquerque

**Alcorn State**  
New Mexico leads 5-0

Home 5-0 (Pit 5-0), Road 0-0, Neutral 0-0

11-27-99	New Mexico	85-58	Albuquerque
11-27-00	New Mexico	81-65	Albuquerque
12-1-01	New Mexico	87-55	Albuquerque
12-20-05	New Mexico	87-75	Albuquerque
12-28-06	New Mexico	91-59	Albuquerque

**Arizona**  
Arizona leads 85-42

Home 31-35 (Pit 14-6), Road 11-49, Neutral 0-1

2-1-17	New Mexico	28-19	Albuquerque
2-4-20	Arizona	40-21	Albuquerque
2-5-20	Arizona	51-19	Albuquerque
2-1-22	Arizona	58-22	Albuquerque
2-2-22	Arizona	25-21	Albuquerque
2-12-23	Arizona	69-13	at Tucson
2-13-23	Arizona	38-5	at Tucson
2-29-24	Arizona	37-21	Albuquerque
3-1-24	Arizona	34-15	Albuquerque
2-27-25	New Mexico	31-30	at Tucson
2-28-25	Arizona	21-18	at Tucson
2-8-26	New Mexico	34-22	Albuquerque
2-9-26	New Mexico	40-15	Albuquerque
2-18-27	New Mexico	34-29	at Tucson
2-19-27	Arizona	27-26	at Tucson
2-21-28	Arizona	35-30	Albuquerque
2-22-28	Arizona	37-32	Albuquerque
2-22-29	Arizona	40-27	at Tucson
2-23-29	Arizona	33-29	at Tucson
2-21-30	New Mexico	32-28	Albuquerque
2-22-30	Arizona	28-26	Albuquerque
2-20-31	Arizona	31-25	at Tucson
2-21-31	Arizona	27-23	at Tucson
2-19-32	New Mexico	30-28	Albuquerque
2-20-32	New Mexico	40-33	Albuquerque
2-17-33	Arizona	47-25	at Tucson
2-18-33	Arizona	38-29	at Tucson
2-23-34	Arizona	33-32	Albuquerque
2-24-34	Arizona	36-31	Albuquerque
2-4-35	New Mexico	38-15	at Tucson
2-5-35	New Mexico	43-28	at Tucson
2-26-35	Arizona	41-38	Albuquerque
2-27-35	Arizona	38-37	Albuquerque
1-31-36	Arizona	28-25	Albuquerque
2-1-36	New Mexico	25-23	Albuquerque
2-28-36	Arizona	41-25	at Tucson
2-29-36	New Mexico	40-27	at Tucson
2-1-37	Arizona	38-32	at Tucson
2-2-37	New Mexico	32-30 (OT)	at Tucson
2-25-37	Arizona	37-26	Albuquerque
2-26-37	New Mexico	37-32	Albuquerque
2-14-38	Arizona	45-39	Albuquerque
2-15-38	Arizona	43-35	Albuquerque
2-25-38	Arizona	60-49	at Tucson
2-26-38	Arizona	53-47	at Tucson
2-17-39	Arizona	56-40	at Tucson
2-18-39	Arizona	63-40	at Tucson
3-3-39	Arizona	39-37	Albuquerque
3-4-39	Arizona	45-41	Albuquerque
2-23-40	Arizona	62-52	at Tucson
2-24-40	Arizona	59-42	at Tucson
1-31-42	Arizona	47-31	Albuquerque
2-1-41	New Mexico	33-23	Albuquerque
2-15-41	Arizona	62-35	at Tucson
1-31-42	New Mexico	50-41	Albuquerque
2-11-42	New Mexico	53-43	at Tucson
2-17-43	Arizona	55-40	Albuquerque
2-19-43	Arizona	41-37	Albuquerque
12-20-45	New Mexico	42-37	Albuquerque
12-21-45	Arizona	47-38	Albuquerque
2-1-46	Arizona	78-53	at Tucson
2-2-46	Arizona	73-42	at Tucson
1-11-47	Arizona	58-40	Albuquerque
2-7-47	Arizona	67-37	at Tucson
2-5-48	Arizona	58-46	at Tucson
2-12-48	Arizona	62-59	Albuquerque
1-12-49	Arizona	57-53	at Tucson
3-2-49	Arizona	66-57	Albuquerque

12-30-49	Arizona	65-52	at El Paso
2-9-50	Arizona	57-53	Albuquerque
2-22-50	Arizona	71-62	at Tucson
2-12-51	Arizona	77-53	Albuquerque
2-24-51	Arizona	63-58	at Tucson
1-1-55	New Mexico	71-65	Albuquerque
12-13-56	Arizona	74-55	at Tucson
3-2-59	Arizona	80-77	Albuquerque
2-10-60	Arizona	64-62	at Tucson
12-16-60	New Mexico	79-73	Albuquerque
12-23-61	Arizona	85-63	at Tucson
1-19-63	New Mexico	59-48	Albuquerque
2-22-63	Arizona	49-46	at Tucson
1-16-64	New Mexico	59-50	Albuquerque
2-22-64	Arizona	54-46	at Tucson
1-19-65	New Mexico	64-42	Albuquerque
2-20-65	New Mexico	70-66	at Tucson
2-4-66	Arizona	83-77 (2OT)	at Tucson
3-3-66	New Mexico	83-69	Albuquerque
2-4-67	New Mexico	81-50	Albuquerque
2-17-67	Arizona	70-64	at Tucson
2-3-68	Arizona	69-68	at Tucson
2-22-68	New Mexico	102-74	Albuquerque
2-8-69	New Mexico	79-74	Albuquerque
2-20-69	Arizona	77-75	at Tucson
1-17-70	Arizona	78-72	Albuquerque
2-19-70	Arizona	80-78	at Tucson
2-4-71	New Mexico	81-77	Albuquerque
3-6-71	New Mexico	93-83	at Tucson
1-29-72	New Mexico	61-55	Albuquerque
2-24-72	Arizona	53-51	at Tucson
1-6-73	Arizona	83-73	at Tucson
2-8-73	New Mexico	93-73	Albuquerque
1-11-74	Arizona	97-89	at Tucson
2-16-74	New Mexico	99-72	Albuquerque
1-17-75	Arizona	67-49	at Tucson
2-22-75	Arizona	58-56	Albuquerque
1-24-76	Arizona	80-79	Albuquerque
2-20-76	Arizona	67-65 (OT)	at Tucson
1-13-77	Arizona	89-87	Albuquerque
2-12-77	Arizona	88-84	at Tucson
1-14-78	New Mexico	93-81	at Tucson
2-9-78	New Mexico	103-85	Albuquerque
12-22-78	Arizona	107-88	at Tucson
2-26-79	New Mexico	129-98	Albuquerque
12-19-81	Arizona	67-63	at Tucson
12-4-82	New Mexico	101-73	Albuquerque
12-21-84	New Mexico	59-58	Albuquerque
12-14-85	Arizona	70-55	at Tucson
1-2-88	New Mexico	61-59	Albuquerque
11-30-88	Arizona	80-67	at Tucson
12-14-91	Arizona	66-54	Albuquerque
12-8-92	Arizona	89-70	at Tucson
11-30-96	New Mexico	84-77	Albuquerque
1-18-98	Arizona	89-70	at Tucson
1-16-99	New Mexico	79-78	Albuquerque
12-21-99	New Mexico	70-68	at Tucson
12-20-16	Arizona	77-46	at Tucson
12-16-17	Arizona	89-73	Albuquerque

**Arizona State**  
New Mexico leads 48-37

Home 35-13 (Pit 10-6), Road 13-24, Neutral 0-0

2-17-31	New Mexico	29-24	at Tempe
2-18-31	Arizona State	34-26	at Tempe
2-12-32	New Mexico	50-38	Albuquerque
2-13-32	Arizona State	33-31	Albuquerque
2-13-33	New Mexico	36-25	Albuquerque
2-14-33	New Mexico	36-31	Albuquerque
2-20-33	New Mexico	30-23	at Tempe
2-21-33	Arizona State	23-20	at Tempe
2-16-34	New Mexico	47-36	Albuquerque
2-17-34	New Mexico	42-36	Albuquerque
1-4-35	New Mexico	33-24	Albuquerque
1-5-35	New Mexico	27-23	Albuquerque
3-2-36	Arizona State	42-29	at Tempe
3-3-36	New Mexico	53-37	at Tempe
2-22-37	Arizona State	41-30	Albuquerque
2-23-37	New Mexico	38-33	Albuquerque
2-1-38	New Mexico	49-39	Albuquerque
2-2-38	Arizona State	44-27	Albuquerque
2-20-39	New Mexico	64-38	at Tempe
2-21-39	Arizona State	56-52	at Tempe
3-6-39	New Mexico	65-54	Albuquerque
3-7-39	Arizona State	51-42	Albuquerque
2-26-40	Arizona State	62-24	at Tempe
2-27-40	Arizona State	56-45	at Tempe
2-14-40	New Mexico	51-46	at Tempe
2-21-41	Arizona State	54-42	Albuquerque
2-22-41	Arizona State	40-35	Albuquerque
2-5-42	New Mexico	37-27	Albuquerque
2-10-42	Arizona State	40-33	at Tempe
2-18-43	New Mexico	41-34	Albuquerque
2-20-43	Arizona State	50-40	Albuquerque
12-28-45	New Mexico	50-44	Albuquerque
12-29-45	New Mexico	59-39	Albuquerque
2-28-46	New Mexico	34-32	Albuquerque
2-6-47	Arizona State	56-54	at Tempe
2-19-47	New Mexico	73-56	Albuquerque
1-8-48	New Mexico	48-47	Albuquerque
2-6-48	Arizona State	47-27	at Tempe
1-13-49	Arizona State	47-43	at Tempe
2-9-49	New Mexico	41-38	Albuquerque
2-23-50	Arizona State	96-75	at Tempe
2-27-50	New Mexico	77-71	Albuquerque

1-12-51	New Mexico	51-46	Albuquerque
2-23-51	Arizona State	56-53	at Tempe
12-16-61	Arizona State	82-59	Albuquerque
1-17-63	New Mexico	59-47	Albuquerque
2-23-63	Arizona State	76-62	at Tempe
1-18-64	New Mexico	63-54	Albuquerque
2-21-64	Arizona State	47-45	at Tempe
1-7-65	New Mexico	49-48	Albuquerque
2-19-65	Arizona State	71-65	at Tempe
2-5-66	Arizona State	74-68	at Tempe
3-5-66	New Mexico	82-63	Albuquerque
2-2-67	New Mexico	88-48	Albuquerque
2-18-67	New Mexico	64-50	at Tempe
2-2-68	New Mexico	68-62	at Tempe
2-24-68	New Mexico	105-83	Albuquerque
2-6-69	Arizona State	78-73	Albuquerque
2-22-69	New Mexico	84-75 (OT)	at Tempe
1-15-70	New Mexico	97-86	Albuquerque
2-21-70	New Mexico	87-85	at Tempe
2-6-71	Arizona State	92-80	Albuquerque
3-5-71	Arizona State	90-63	at Tempe
1-28-72	New Mexico	71-63	Albuquerque
2-26-72	Arizona State	82-69	at Tempe
1-5-73	Arizona State	67-62	at Tempe
2-9-73	New Mexico	98-86	Albuquerque
1-12-74	Arizona State	80-68	at Tempe
2-14-74	New Mexico	89-72	Albuquerque
1-18-75	Arizona State	93-76	at Tempe
2-21-75	Arizona State	76-69	Albuquerque
1-23-76	New Mexico	65-63	Albuquerque
2-21-76	Arizona State	87-73	at Tempe
1-15-77	New Mexico	85-81	Albuquerque
2-11-77	New Mexico	91-84 (OT)	at Tempe
1-13-78	New Mexico	91-84	at Tempe
2-11-78	New Mexico	103-92	Albuquerque
12-2-78	Arizona State	104-100	at Tempe
12-13-80	Arizona State	86-83 (OT)	Albuquerque
12-5-90	Arizona State	59-54	at Tempe
12-7-91	Arizona State	71-69	Albuquerque
12-3-94	New Mexico	87-71	Albuquerque
12-5-95	New Mexico	86-79	at Tempe
11-16-10	New Mexico	76-62	Albuquerque
11-18-11	New Mexico	76-71	at Tempe

**Arkansas-Pine Bluff**

New Mexico leads 3-0			
Home 3-0 (Pit 3-0), Road 0-0, Neutral 0-0			
12-2-98	New Mexico	97-72	Albuquerque
12-12-04	New Mexico	77-53	Albuquerque
12-17-16	New Mexico	83-43	Albuquerque

**Arkansas State**

New Mexico leads 1-0			
Home 1-0 (Pit 1-0), Road 0-0, Neutral 0-0			
11-22-97	New Mexico	61-51	Albuquerque

**Army**

New Mexico leads 1-0			
Home 1-0 (Pit 1-0), Road 0-0, Neutral 0-0			
11-27-74	New Mexico	95-65	Albuquerque

**Auburn**

Auburn leads 2-0			
Home 0-0 (Pit 0-0), Road 0-0, Neutral 0-2			
12-22-15	Auburn	83-78	Honolulu
11-25-19	Auburn	84-59	Brooklyn, N.Y.

**Baptist**

New Mexico leads 1-0			
Home 1-0 (Pit 1-0), Road 0-0, Neutral 0-0			
1-8-85	New Mexico	64-59	Albuquerque

**Baylor**

New Mexico leads 2-0			
Home 2-0 (Pit 2-0), Road 0-0, Neutral 0-0			
12-4-65	New Mexico	74-64	Albuquerque
3-14-01	New Mexico	83-73	Albuquerque#

**Boise State**

New Mexico leads 12-6			
Home 7-2 (Pit 7-2), Road 4-4, Neutral 1-0			
2-4-12	New Mexico	65-49	at Boise
3-3-12	New Mexico	76-61	Albuquerque
1-16-13	New Mexico	79-74 (OT)	at Boise
2-16-13	New Mexico	60-50	Albuquerque
1-21-14	New Mexico	84-75	Albuquerque
2-12-14	Boise State	70-71	at Boise
3-14-14	New Mexico	70-67	at Las Vegas\$
1-18-15	Boise State	69-59	Albuquerque
2-24-15	Boise State	76-65	at Boise
1-30-16	New Mexico	88-83	at Boise
2-17-16	New Mexico	80-78	Albuquerque
1-17-17	New Mexico	81-70	at Boise
2-14-17	New Mexico	78-73	Albuquerque
1-3-18	Boise State	90-62	at Boise
2-6-18	Boise State	73-71	Albuquerque
3-6-19	New Mexico	73-72	Albuquerque
12-4-19	New Mexico	80-78	Albuquerque
2-23-20	Boise State	74-61	at Boise

**Boston College**

Series Tied 1-1			
Home 0-0 (Pit 0-0), Road 0-0, Neutral 1-1			
11-27-11	New Mexico	75-57	Anaheim, Calif. &
11-20-14	Boston College	69-65	San Juan, P.R./

**Boston U.**

New Mexico leads 2-0			
Home 2-0 (Pit 2-0), Road 0-0, Neutral 0-0			
12-30-80	New Mexico	107-87	Albuquerque
12-29-95	New Mexico	95-83	Albuquerque

**Bowling Green**

New Mexico leads 1-0			
Home 1-0 (Pit 1-0), Road 0-0, Neutral 0-0			
12-30-83	New Mexico	86-74	Albuquerque

**Bradley**

Bradley leads 2-1			
Home 0-1 (Pit 0-0), Road 1-0, Neutral 0-1			
12-19-38	Bradley	55-35	Albuquerque
3-21-64	Bradley	86-54	at New York City#
12-1-18	New Mexico	85-75	at Peoria, Ill.

**Brigham Young**

Brigham Young leads 75-56			
Home 34-27 (Pit 29-17), Road 17-43, Neutral 4-6			
1-29-50	BYU	64-56	at Denver
1-26-52	BYU	72-49	Albuquerque
2-23-52	BYU	90-61	at Provo
1-10-53	BYU	73-57	Albuquerque
3-6-53	BYU	61-43	at Provo
1-9-54	BYU	76-63	at Provo
3-4-54	BYU	84-79	Albuquerque
1-6-55	BYU	92-62	Albuquerque
3-5-55	BYU	74-48	at Provo
2-3-56	BYU	87-53	at Provo
3-1-56	BYU	75-69	Albuquerque
2-4-57	BYU	73-60	Albuquerque
3-1-57	BYU	67-41	at Provo
2-7-58	BYU	66-53	at Provo
3-8-58	BYU	77-55	Albuquerque
2-5-59	BYU	85-77	Albuquerque
3-7-59	BYU	92-62	at Provo
2-5-60	BYU	95-67	at Provo
3-5-60	BYU	75-69	Albuquerque
2-2-61	BYU	97-76	Albuquerque
3-4-61	BYU	70-65	at Provo
2-3-62	BYU	76-74	at Provo
3-1-62	New Mexico	80-70	Albuquerque
2-8-63	BYU	76-73	at Provo
3-2-63	New Mexico	84-59	Albuquerque
1-10-64	New Mexico	59-57	at Provo
3-5-64	New Mexico	84-80	Albuquerque
2-13-65	New Mexico	89-70	Albuquerque
3-6-65	BYU	69-68	at Provo
1-13-66	New Mexico	81-78	Albuquerque
2-25-66	BYU	89-60	at Provo
1-21-67	BYU	89-73	at Provo
2-23-67	New Mexico	97-75	Albuquerque
1-20-68	New Mexico	84-69	Albuquerque
2-16-68	New Mexico	76-67	at Provo
1-18-69	BYU	75-65	at Provo
2-27-69	BYU	77-71 (OT)	Albuquerque
1-29-70	New Mexico	90-77	at Provo
2-28-70	New Mexico	82-68	Albuquerque
1-8-71	BYU	72-62	Albuquerque
2-13-71	BYU	70-68	at Provo
2-3-72	BYU	70-62	at Provo
3-4-72	BYU	61-60	Albuquerque
1-11-73	New Mexico	69-62	Albuquerque
2-17-73	New Mexico	76-66	at Provo
1-5-74	New Mexico	84-75	Albuquerque
2-7-74	New Mexico	96-77	at Provo
1-25-75	BYU	96-78	Albuquerque
2-28-75	New Mexico	77-72 (OT)	at Provo
1-30-76	BYU	81-67	at Provo
2-28-76	New Mexico	79-74	Albuquerque
1-29-77	New Mexico	73-65	at Provo
2-25-77	BYU	88-80	Albuquerque
1-26-78	New Mexico	95-82	Albuquerque
2-25-78	New Mexico	71-66	at Provo
1-13-79	BYU	100-83	at Provo
2-9-79	New Mexico	66-65	Albuquerque
1-3-80	BYU	75-63	Albuquerque
2-2-80	BYU	89-68	at Provo
1-15-81	BYU	92-87	Albuquerque
2-21-81	BYU	78-72	at Provo
1-4-82	BYU	76-58	at Provo
3-6-82	New Mexico	67-65	Albuquerque
1-29-83	BYU	66-48	at Provo
2-25-83	New Mexico	71-70	Albuquerque
2-2-84	BYU	86-73	at Provo
3-3-84	BYU	80-73	at Provo
3-9-84	New Mexico	64-55	at El Paso*
1-5-85	New Mexico	76-70	at Provo
2-7-85	New Mexico	76-74	Albuquerque
1-4-86	New Mexico	60-57	Albuquerque
2-14-86	BYU	74-67	at Provo
3-6-86	New Mexico	79-68	at Laramie*
1-10-87	New Mexico	102-89	Albuquerque
2-5-87	BYU	98-73	at Provo
3-6-87	New Mexico	93-86	Albuquerque*
1-23-88	BYU	89-82	Albuquerque
3-3-88	BYU	89-82	at Provo
1-5-89	New Mexico	88-84	Albuquerque
2-18-89	BYU	90-79	at Provo
1-13-90	BYU	79-78	at Provo
2-15-90	New Mexico	60-51	Albuquerque
1-12-91	BYU	72-65	at Provo

2-14-91	BYU	83-76	Albuquerque
1-30-92	BYU	85-65	at Provo
2-22-92	New Mexico	95-84 (OT)	Albuquerque
1-4-93	BYU	70-56	at Provo
3-6-93	New Mexico	79-76	Albuquerque
3-12-93	New Mexico	68-59	at Salt Lake*
1-3-94	New Mexico	74-68	Albuquerque
3-3-94	New Mexico	84-82 (OT)	at Provo
1-28-95	BYU	81-63	at Provo
2-4-95	BYU	74-72	Albuquerque
1-25-96	New Mexico	83-77	Albuquerque
2-1-96	New Mexico	88-81	at Provo
2-3-97	New Mexico	74-32	Albuquerque
2-27-97	New Mexico	90-48	at Provo
1-29-98	New Mexico	72-54	at Provo
2-26-98	BYU	83-62	Albuquerque
1-30-99	New Mexico	78-68	Albuquerque
2-25-99	New Mexico	85-64	at Provo
1-29-00	New Mexico	78-69	Albuquerque
2-17-00	New Mexico	78-74	at Provo
3-9-00	BYU	55-43	at Las Vegas\$
2-3-01	BYU	65-49	at Provo
3-1-01	BYU	72-67	Albuquerque
3-10-01	BYU	69-65	at Las Vegas\$
1-19-02	New Mexico	73-58	Albuquerque
2-16-02	BYU	68-62	at Provo
2-1-03	BYU	80-64	at Provo
3-3-03	BYU	91-81	Albuquerque
3-13-03	BYU	71-56	at Las Vegas\$
1-26-04	New Mexico	65-63	Albuquerque
2-21-04	BYU	88-71	at Provo
1-24-05	BYU	68-53	at Provo
2-19-05	New Mexico	91-72	Albuquerque
3-10-05	New Mexico	85-71	at Denver\$
2-1-06	BYU	77-71	Albuquerque
3-4-06	BYU	76-68	at Provo
1-24-07	BYU	70-49	Albuquerque
2-14-07	BYU	96-83	at Provo
1-26-08	BYU	83-66	at Provo
2-26-08	BYU	70-69 (OT)	Albuquerque
1-17-09	New Mexico	81-62	Albuquerque
2-17-09	BYU	73-62	at Provo
1-27-10	New Mexico	76-72	Albuquerque
2-27-10	New Mexico	83-81	at Provo
1-29-11	New Mexico	86-77	Albuquerque
3-2-11	New Mexico	82-64	at Provo
3-11-11	BYU	87-76	Las Vegas\$
12-23-15	BYU	96-66	Honolulu

**Brown**

New Mexico leads 2-0			
Home 2-0 (Pit 2-0), Road 0-0, Neutral 0-0			
1-4-69	New Mexico	76-47	Albuquerque
12-26-86	New Mexico	84-68	Albuquerque

**Bucknell**

New Mexico leads 3-0			
Home 3-0 (Pit 3-0), Road 0-0, Neutral 0-0			
11-22-85	New Mexico	71-57	Albuquerque
12-27-91	New Mexico	70-57	Albuquerque
12-27-96	New Mexico	67-57	Albuquerque

**Butler**

New Mexico leads 3-1			
Home 2-0 (Pit 2-0), Road 0-1, Neutral 1-0			
12-30-68	Butler	81-80 (OT)	at Indianapolis
12-4-70	New Mexico	94-86	Albuquerque
12-28-82	New Mexico	72-61	Albuquerque
3-13-98	New Mexico	79-62	Lexington, Ky. @

**Cal Poly**

New Mexico leads 1-0			
Home 1-0 (Pit 0-0), Road 0-0, Neutral 0-0			
12-14-57	New Mexico	76-59	Albuquerque

**Cal Poly - Pomona**

New Mexico leads 1-0			
Home 1-0 (Pit 1-0), Road 0-0, Neutral 0-0			
11-29-72	New Mexico	83-50	Albuquerque

**Cal State Bakersfield**

New Mexico leads 1-0			
Home 1-0 (Pit 1-0), Road 0-0, Neutral 0-0			
1-5-11	New Mexico	102-62	Albuquerque

**Cal State Fullerton**

Series Tied 1-1			
Home 1-0 (Pit 1-0), Road 0-0, Neutral 1-0			
3-11-78	Cal State Fullerton	90-85	at Tempe@
11-16-14	New Mexico	67-59	Albuquerque

**Cal State Hayward**

New Mexico leads 1-0			
Home 1-0 (Pit 0-0), Road 0-0, Neutral 0-0			
12-18-64	New Mexico	86-36	Albuquerque

**Cal State Los Angeles**

New Mexico leads 4-0			
Home 3-0 (Pit 2-0), Road 1			

**Cal State Northridge**  
New Mexico leads 7-0

Home 5-0 (Pit 5-0), Road 2-0, Neutral 1-0

12-1-69	New Mexico	99-82	Albuquerque
1-5-76	New Mexico	81-73	Albuquerque
12-28-94	New Mexico	86-73	Albuquerque
11-24-08	New Mexico	85-74	Albuquerque
11-25-16	New Mexico	105-89	Fullerton, Calif.
11-6-18	New Mexico	87-84	Fullerton, Calif.
11-9-19	New Mexico	97-70	Albuquerque

**California**  
Cal leads 5-2

Home 2-1 (Pit 2-1), Road 0-4, Neutral 0-0

12-22-69	Cal	83-79	at Berkeley
12-5-70	New Mexico	82-62	Albuquerque
11-28-01	Cal	71-62	at Berkeley
11-23-02	Cal	76-68	Albuquerque
3-19-08	Cal	66-68	at Berkeley#
12-2-09	New Mexico	86-78	Albuquerque
11-20-10	Cal	84-69	at Berkeley

**Cameron College**  
New Mexico leads 1-0

Home 1-0 (Pit 1-0), Road 0-0, Neutral 0-0

12-5-73	New Mexico	111-83	Albuquerque
---------	------------	--------	-------------

**Centenary**  
New Mexico leads 3-0

Home 3-0 (Pit 3-0), Road 0-0, Neutral 0-0

12-18-89	New Mexico	86-69	Albuquerque
12-4-93	New Mexico	85-70	Albuquerque
11-27-96	New Mexico	96-64	Albuquerque

**Central Arkansas**  
New Mexico leads 2-0

Home 2-0 (Pit 2-0), Road 0-0, Neutral 0-0

12-17-14	New Mexico	76-55	Albuquerque
12-16-18	New Mexico	82-70	Albuquerque

**Central Florida**  
Series tied at 1-1

Home 1-1 (Pit 1-1), Road 0-0, Neutral 0-0

12-16-78	New Mexico	124-92	Albuquerque
11-22-08	Central Florida	72-71	Albuquerque

**Central Missouri State**  
Central Missouri State leads 1-0

Home 0-0 (Pit 0-0), Road 0-1, Neutral 0-0

12-29-41	Central Mo.	55-31	at Okla. City
----------	-------------	-------	---------------

**Central Oklahoma**  
Series tied 1-1

Home 1-0 (Pit 0-0), Road 0-0, Neutral 0-1

12-30-48	Central Oklahoma	55-44	at Portales, N.M.
12-29-54	New Mexico	83-64	Albuquerque

**College of Charleston**  
New Mexico leads 1-0

Home 1-0 (Pit 1-0), Road 0-0, Neutral 0-0

12-22-80	New Mexico	72-60	Albuquerque
----------	------------	-------	-------------

**Charleston Southern**  
New Mexico leads 2-0

Home 2-0 (Pit 2-0), Road 0-0, Neutral 0-0

12-19-06	New Mexico	76-69	Albuquerque
11-17-13	New Mexico	109-93	Albuquerque

**Charlotte**  
Series tied 1-1

Home 0-1 (Pit 0-1), Road 0-0, Neutral 1-0

11-28-86	New Mexico	74-72	at Kahului, Maui
12-29-94	UNC-Charlotte	78-75 (OT)	Albuquerque

**Cincinnati**  
New Mexico leads 2-0

Home 1-0 (Pit 1-0), Road 1-0, Neutral 0-0

12-27-12	New Mexico	55-54	at Cincinnati
12-7-13	New Mexico	63-54	Albuquerque

**The Citadel**  
New Mexico leads 1-0

Home 1-0 (Pit 1-0), Road 0-0, Neutral 0-0

12-19-10	New Mexico	84-58	Albuquerque
----------	------------	-------	-------------

**Colorado**  
Colorado leads 8-7

Home 3-3 (Pit 3-2), Road 3-5, Neutral 1-0

1-27-26	Colorado	37-17	at Boulder
12-7-59	Colorado	82-60	at Boulder
12-5-60	Colorado	74-65	Albuquerque
12-16-68	Colorado	79-72	at Boulder
12-1-70	New Mexico	66-63	at Boulder
12-23-72	New Mexico	92-71	Albuquerque
11-29-75	New Mexico	78-75	at Boulder
11-27-76	New Mexico	90-82	Albuquerque
12-1-79	Colorado	86-78	at Boulder
11-28-80	Colorado	75-65	Albuquerque
11-14-06	New Mexico	106-65	Albuquerque
11-9-07	New Mexico	54-47	at Boulder
12-22-10	New Mexico	89-76	Las Vegas>
12-6-17	Colorado	75-57	at Boulder
12-11-18	Colorado	78-75	Albuquerque

**Colorado College**  
Colorado College leads 7-4

Home 3-2 (Pit 0-0), Road 1-4, Neutral 0-1

1-23-26	Colo. College	35-27	at Colo. Springs
12-27-35	New Mexico	35-25	Albuquerque
12-28-35	New Mexico	37-36 (OT)	Albuquerque
12-28-36	New Mexico	32-21	at Colo. Springs
12-29-36	Colo. College	33-22	at Colo. Springs
12-16-38	Colo. College	44-37	at Colo. Springs
12-17-38	Colo. College	46-28	at Colo. Springs
12-29-39	New Mexico	44-41	Albuquerque
12-30-39	Colo. College	37-32	Albuquerque
12-21-40	Colo. College	56-39	at Denver
1-8-44	Colo. College	46-45	Albuquerque

**Colorado Mines**  
New Mexico leads 1-0

Home 0-0 (Pit 0-0), Road 0-0, Neutral 1-0

12-27-41	New Mexico	33-30	at Okla. City
----------	------------	-------	---------------

**Colorado State**  
New Mexico leads 78-48

Home 51-13 (Pit 46-6), Road 25-34, Neutral 2-1

12-20-40	Colorado State	53-39	at Denver
1-5-52	New Mexico	64-63	Albuquerque
1-12-52	Colorado State	85-60	at Ft. Collins
1-3-53	Colorado State	85-66	at Ft. Collins
1-16-53	New Mexico	72-56	Albuquerque
1-2-54	Colorado State	77-51	at Ft. Collins
1-16-54	Colorado State	67-62	Albuquerque
1-14-55	Colorado State	81-59	at Ft. Collins
2-19-55	New Mexico	70-65	Albuquerque
1-6-56	Colorado State	67-52	at Ft. Collins
2-24-56	Colorado State	75-67	Albuquerque
1-5-57	New Mexico	70-62	Albuquerque
2-23-57	Colorado State	78-54	at Ft. Collins
1-11-58	Colorado State	77-58	at Ft. Collins
1-25-58	Colorado State	48-41	Albuquerque
1-24-59	Colorado State	67-56	Albuquerque
2-13-59	Colorado State	74-55	at Ft. Collins
1-9-60	Colorado State	88-67	at Ft. Collins
1-23-60	Colorado State	77-63	Albuquerque
1-21-61	Colorado State	60-53	Albuquerque
2-10-61	Colorado State	90-61	at Ft. Collins
1-5-62	Colorado State	67-41	at Ft. Collins
1-20-62	Colorado State	74-58	Albuquerque
12-20-62	New Mexico	56-46	Albuquerque
12-6-63	New Mexico	55-53	Albuquerque
12-30-66	New Mexico	64-49	Albuquerque
1-10-70	Colorado State	79-62	Albuquerque
2-12-70	Colorado State	64-57	Albuquerque
1-30-71	Colorado State	79-71	at Ft. Collins
2-25-71	Colorado State	68-67	Albuquerque
1-7-72	Colorado State	93-65	Albuquerque
2-12-72	New Mexico	77-75 (OT)	Albuquerque
1-27-73	Colorado State	76-67	at Ft. Collins
2-22-73	New Mexico	93-72	Albuquerque
1-26-74	New Mexico	54-49	Albuquerque
2-22-74	New Mexico	67-65	Albuquerque
1-11-75	New Mexico	85-70	Albuquerque
2-14-75	Colorado State	58-53	at Ft. Collins
1-9-76	New Mexico	80-71	at Ft. Collins
2-14-76	New Mexico	84-75	Albuquerque
2-3-77	New Mexico	73-64	Albuquerque
3-5-77	Colorado State	78-64	at Ft. Collins
2-4-78	New Mexico	91-82	at Ft. Collins
3-2-78	New Mexico	111-88	Albuquerque
1-18-79	New Mexico	94-76	Albuquerque
2-17-79	New Mexico	77-69	at Ft. Collins
1-12-80	Colorado State	82-68	at Ft. Collins
2-7-80	New Mexico	80-79 (OT)	Albuquerque
1-9-81	New Mexico	80-75	at Ft. Collins
2-14-81	New Mexico	68-51	Albuquerque
1-29-82	New Mexico	67-58	Albuquerque
2-13-82	New Mexico	64-62	at Ft. Collins
1-13-83	New Mexico	68-58	Albuquerque
2-12-83	Colorado State	85-70	at Ft. Collins
1-21-84	New Mexico	55-47	Albuquerque
2-18-84	New Mexico	61-50	Albuquerque
1-28-85	New Mexico	44-42	Albuquerque
2-2-85	Colorado State	61-52	Albuquerque
3-6-85	New Mexico	62-56	Albuquerque*
1-11-86	Colorado State	65-58	at Ft. Collins
1-24-86	New Mexico	64-51	Albuquerque
1-24-87	New Mexico	75-54	Albuquerque
2-21-87	New Mexico	62-61	at Ft. Collins
3-5-87	New Mexico	92-77	Albuquerque*
2-1-88	New Mexico	60-51	Albuquerque
2-18-88	Colorado State	61-60	at Ft. Collins
1-12-89	Colorado State	64-62	at Ft. Collins
1-26-89	New Mexico	65-62 (OT)	Albuquerque
1-6-90	New Mexico	63-61	Albuquerque
2-8-90	Colorado State	75-71	at Ft. Collins
1-3-91	New Mexico	54-46	Albuquerque
2-7-91	Colorado State	66-61	at Ft. Collins
2-8-92	New Mexico	61-47	Albuquerque
2-27-92	New Mexico	60-56	Albuquerque
1-21-93	Colorado State	67-65 (OT)	Albuquerque
2-11-93	Colorado State	67-50	at Ft. Collins
1-20-94	Colorado State	72-70	at Ft. Collins
2-12-94	New Mexico	82-59	Albuquerque
1-12-95	New Mexico	71-68	Albuquerque
2-16-95	New Mexico	91-74	at Ft. Collins
1-15-96	New Mexico	67-65	at Ft. Collins
2-19-96	New Mexico	78-66	Albuquerque

1-12-98	New Mexico	78-64	at Ft. Collins
2-7-98	New Mexico	77-62	Albuquerque
1-10-00	New Mexico	71-70	at Ft. Collins
3-2-00	New Mexico	76-68	Albuquerque
1-27-01	New Mexico	72-71 (ot)	Albuquerque
2-24-01	New Mexico	54-51	at Ft. Collins
3-8-01	New Mexico	76-65	at Las Vegas\$
1-28-02	New Mexico	70-64	at Fort Collins
2-23-02	New Mexico	72-60	Albuquerque
1-13-03	Colorado State	74-58	at Fort Collins
2-17-03	New Mexico	82-72	Albuquerque
2-7-04	New Mexico	63-51	Albuquerque
3-6-04	Colorado State	76-66	at Fort Collins
2-5-05	New Mexico	55-47	at Fort Collins
3-5-05	New Mexico	72-61	Albuquerque
1-7-06	New Mexico	83-75	Albuquerque
2-8-06	New Mexico	80-78	at Fort Collins
1-6-07	Colorado State	88-79	Albuquerque
2-3-07	New Mexico	70-66	at Fort Collins
2-5-08	New Mexico	91-51	Albuquerque
3-8-08	New Mexico	71-52	at Fort Collins
1-28-09	New Mexico	68-50	Albuquerque
2-28-09	New Mexico	81-79 (TOT)	at Fort Collins
1-23-10	New Mexico	82-64	Albuquerque
2-23-10	New Mexico	72-66	at Fort Collins
1-12-11	New Mexico	68-61	Albuquerque
2-12-11	Colorado State	68-62	at Fort Collins
3-10-11	New Mexico	67-61	at Las Vegas\$
1-25-12	New Mexico	85-52	Albuquerque
2-21-12	Colorado State	71-63	at Fort Collins
1-23-13	New Mexico	66-61	Albuquerque
2-23-13	New Mexico	91-82	at Fort Collins
1-4-14	New Mexico	80-73	Albuquerque
1-25-14	New Mexico	68-66	at Fort Collins
1-3-15	New Mexico	66-53	Albuquerque
2-10-15	Colorado State	70-59	at Fort Collins
2-23-16	Colorado State	86-69	at Fort Collins
1-14-17	New Mexico	84-71	at Fort Collins
2-21-17	Colorado State	68-56	Albuquerque
1-27-18	New Mexico	80-65	Albuquerque
2-28-18	New Mexico	108-87	at Fort Collins
1-12-19	Colorado State	91-76	at Fort Collins
3-2-19	New Mexico	77-65	Albuquerque
1-15-20	Colorado State	105-72	at Fort Collins

**Columbia**  
New Mexico leads 3-0

Home 3-0 (Pit 3-0), Road 0-0, Neutral 0-0

12-28-73	New Mexico	109-56	Albuquerque
11-30-84	New Mexico	57-54	Albuquerque
11-22-96	New Mexico	94-58	Albuquerque

**Connecticut**  
Series tied 1-1

Home 0-0 (Pit 0-0), Road 0-0, Neutral 1-1

3-13-99	Connecticut	78-56	at Denver@
11-19-12	New Mexico	66-60	at St. Thomas~

**Coppin State**  
New Mexico leads 2-0

12-31-98	New Mexico	67-61	Albuquerque
12-21-04	New Mexico	74-56	Albuquerque

**Cornell**  
New Mexico leads 2-0

Home 2-0 (Pit 2-0), Road 0-0, Neutral 0-0

11-27-98	New Mexico	88-75	Albuquerque
1-9-04	New Mexico	74-65	Albuquerque

**Creighton**  
New Mexico leads 3-1

Home 2-0 (Pit 2-0), Road 1-1, Neutral 0-0

12-21-66	New Mexico	79-68	at Omaha
12-28-67	New Mexico	82-67	Albuquerque
11-16-08	Creighton	82-75	at Omaha
12-19-09	New Mexico	66-61	Albuquerque

**Dartmouth**  
New Mexico leads 4-0

Home 4-0 (Pit 4-0), Road 0-0, Neutral 0-0

12-29-72	New Mexico	107-36	Albuquerque
12-28-95	New Mexico	91-66	Albuquerque
12-29-01	New Mexico	77-60	Albuquerque
12-28-05	New Mexico	66-60	Albuquerque

**Davidson**  
New Mexico leads 3-0

Home 2-0 (Pit 2-0), Road 0-0, Neutral 1-0

12-29-78	New Mexico	92-77	Albuquerque
11-13-12	New Mexico	86-81	Albuquerque
11-24-13	New Mexico	79-58	at Charleston, SC+

**Dayton**  
Dayton leads 3-2

Home 1-1 (Pit 1-1), Road 0-1, Neutral 1-1

3-16-74	New Mexico	66-61	at Tempe
11-19-99	Dayton	70-57	Albuquerque~
1-1-10	New Mexico	68-66	Albuquerque
1-1-11	Dayton	76-73 (TOT)	at Dayton
11-27-16	Dayton	64-57	Anaheim, Calif.

**Denver**  
Series tied 21-21

Home 15-6 (Pit 4-0), Road 6-15, Neutral 0-0

12-19-40	Denver	44-32	at Denver
----------	--------	-------	-----------

1-28-44	New Mexico	45-34	Albuquerque	12-19-47	New Mexico	59-37	at Portales
1-29-50	New Mexico	47-29	Albuquerque	12-3-49	New Mexico	54-32	Albuquerque
12-27-50	Denver	59-40	at Denver	2-12-54	New Mexico	72-50	Albuquerque
1-19-52	Denver	72-58	Albuquerque	2-13-54	New Mexico	102-58	Albuquerque
2-16-52	Denver	61-44	at Denver	12-3-54	New Mexico	76-54	at Portales
1-31-53	New Mexico	88-63	Albuquerque	12-4-54	New Mexico	88-66	at Portales
2-28-53	Denver	66-64	at Denver	1-18-77	New Mexico	110-70	Albuquerque
1-30-54	New Mexico	75-61	at Denver	12-19-83	New Mexico	57-51	Albuquerque
2-27-54	New Mexico	58-56	Albuquerque	2-22-89	New Mexico	100-67	Albuquerque
1-22-55	New Mexico	66-56	Albuquerque	12-2-91	Eastern New Mexico	81-76	Albuquerque
1-29-55	Denver	97-56	at Denver	12-6-94	New Mexico	110-49	Albuquerque
1-19-56	New Mexico	69-61	Albuquerque	11-29-00	New Mexico	90-50	Albuquerque
2-11-56	Denver	81-61	at Denver	11-6-19	New Mexico	92-71	Albuquerque
1-19-57	Denver	60-55	at Denver				
2-9-57	Denver	77-72	Albuquerque				
2-1-57	Denver	84-56	at Denver				
3-1-57	Denver	72-55	Albuquerque				
1-31-59	Denver	97-66	at Denver				
2-28-59	Denver	84-61	Albuquerque				
1-30-60	Denver	107-79	at Denver				
2-27-60	Denver	106-83	Albuquerque				
2-22-61	New Mexico	69-57	Albuquerque				
2-25-61	Denver	68-65	at Denver				
1-27-62	Denver	94-82	at Denver				
2-24-62	Denver	99-81	Albuquerque				
12-3-62	New Mexico	63-52	Albuquerque				
1-12-63	New Mexico	52-51	at Denver				
12-12-63	New Mexico	49-43	Albuquerque				
2-29-64	New Mexico	71-41	at Denver				
1-2-65	New Mexico	67-45	Albuquerque				
2-27-65	Denver	68-58	at Denver				
1-1-66	New Mexico	87-66	Albuquerque				
2-19-66	New Mexico	86-77	at Denver				
1-2-67	New Mexico	65-43	Albuquerque				
1-14-67	Denver	71-66	at Denver				
1-1-68	New Mexico	87-76	Albuquerque				
3-2-68	Denver	70-68	at Denver				
1-2-69	New Mexico	68-64	Albuquerque				
1-11-69	New Mexico	94-81	at Denver				
1-3-70	New Mexico	77-70	Albuquerque				
12-7-70	New Mexico	86-78	at Denver				

**DePaul**  
New Mexico leads 2-0

Home 2-0 (Pit 1-0), Road 0-0, Neutral 0-0	
2-12-30	New Mexico 26-23 Albuquerque
11-13-98	New Mexico 82-81 Albuquerque!

**Detroit**  
New Mexico leads 2-1

Home 2-0 (Pit 2-0), Road 0-1, Neutral 0-0	
12-28-59	Detroit 100-64 at Detroit
12-23-89	New Mexico 91-64 Albuquerque
11-13-10	New Mexico 63-54 Albuquerque

**Doane**  
New Mexico leads 1-0

Home 1-0 (Pit 1-0), Road 0-0, Neutral 0-0	
1-19-72	New Mexico 79-42 Albuquerque

**Drake**  
Drake leads 3-1

Home 0-2 (Pit 0-1), Road 0-0, Neutral 1-1	
12-18-39	Drake 47-39 Albuquerque
3-17-64	New Mexico 65-60 at New York City#
12-27-86	Drake 59-52 Albuquerque
11-30-08	Drake 68-62 Cancun, Mexico

**Drexel**  
New Mexico leads 1-0

Home 1-0 (Pit 1-0), Road 0-0, Neutral 0-0	
12-30-00	New Mexico 93-60 Albuquerque

**Duquesne**  
UNM leads 2-1

Home 2-0 (Pit 2-0), Road 0-1, Neutral 0-0	
12-13-49	Duquesne 55-36 at Pittsburgh
11-23-91	New Mexico 91-85 Albuquerque
11-14-04	New Mexico 82-74 Albuquerque

**East Carolina**  
New Mexico leads 1-0

Home 1-0 (Pit 1-0), Road 0-0, Neutral 0-0	
12-27-89	New Mexico 88-51 Albuquerque

**East Texas State**  
New Mexico leads 3-0

Home 3-0 (Pit 3-0), Road 0-0, Neutral 0-0	
12-1-75	New Mexico 87-56 Albuquerque
12-6-80	New Mexico 105-85 Albuquerque
12-1-81	New Mexico 113-69 Albuquerque

**Eastern Montana**  
New Mexico leads 1-0

Home 1-0 (Pit 0-0), Road 0-0, Neutral 0-0	
1-27-64	New Mexico 66-55 Albuquerque

**Eastern New Mexico**  
New Mexico leads 16-1

Home 11-1 (Pit 6-1), Road 5-0, Neutral 0-0	
12-19-41	New Mexico 51-40 at Portales
1-18-45	New Mexico 66-25 Albuquerque
2-9-45	New Mexico 53-50 at Portales
12-2-47	New Mexico 57-24 Albuquerque

12-19-47	New Mexico	59-37	at Portales
12-3-49	New Mexico	54-32	Albuquerque
2-12-54	New Mexico	72-50	Albuquerque
2-13-54	New Mexico	102-58	Albuquerque
12-3-54	New Mexico	76-54	at Portales
12-4-54	New Mexico	88-66	at Portales
1-18-77	New Mexico	110-70	Albuquerque
12-19-83	New Mexico	57-51	Albuquerque
2-22-89	New Mexico	100-67	Albuquerque
12-2-91	Eastern New Mexico	81-76	Albuquerque
12-6-94	New Mexico	110-49	Albuquerque
11-29-00	New Mexico	90-50	Albuquerque
11-6-19	New Mexico	92-71	Albuquerque

**Eastern Washington**  
New Mexico leads 5-0

Home 5-0 (Pit 5-0), Road 0-0, Neutral 0-0			
12-18-78	New Mexico	117-94	Albuquerque
2-17-87	New Mexico	90-81	Albuquerque
12-3-93	New Mexico	121-62	Albuquerque
11-23-96	New Mexico	69-53	Albuquerque
11-12-07	New Mexico	92-57	Albuquerque

**Evansville**  
New Mexico leads 1-0

Home 1-0 (Pit 1-0), Road 0-0, Neutral 0-0			
11-29-17	New Mexico	78-59	Albuquerque

**Florida State**  
Florida State leads 3-1

Home 1-1 (Pit 1-1), Road 0-2, Neutral 0-0			
2-1-74	Florida State	90-71	at Tallahassee
1-27-75	New Mexico	84-78 (OT)	Albuquerque
1-2-83	Florida State	74-71	Albuquerque
2-22-83	Florida State	79-77	at Tallahassee

**Fordham**  
New Mexico leads 1-0

Home 1-0 (Pit 1-0), Road 0-0, Neutral 0-0			
12-30-81	New Mexico	51-49	Albuquerque

**Fresno State**  
New Mexico leads 17-15

Home 12-2 (Pit 12-2), Road 3-12, Neutral 2-1			
12-29-47	Fresno State	57-49	at Fresno
12-30-47	Fresno State	47-43	at Fresno
3-19-85	Fresno State	66-55	at Fresno#
1-7-93	New Mexico	85-64	Albuquerque
2-25-93	Fresno State	71-57	at Fresno
3-11-93	New Mexico	72-48	at Salt Lake*
1-10-94	Fresno State	69-65	at Fresno
2-26-94	New Mexico	82-67	Albuquerque
1-2-95	New Mexico	74-66	Albuquerque
3-2-95	New Mexico	72-69	at Fresno
1-2-96	Fresno State	76-75	at Fresno
3-2-96	New Mexico	86-84	Albuquerque
3-8-96	New Mexico	104-99 (3OT)	Albuquerque*
1-4-99	Fresno State	86-80	at Fresno
2-13-99	New Mexico	83-81	Albuquerque
1-12-13	New Mexico	72-45	Albuquerque
2-13-13	New Mexico	54-48	at Fresno
1-18-14	New Mexico	89-78	at Fresno
3-13-14	New Mexico	93-77	at Las Vegas\$
12-31-14	New Mexico	76-64	Albuquerque
2-28-15	Fresno State	59-55	at Fresno
1-2-16	New Mexico	77-62	at Fresno
2-27-16	Fresno State	92-82	Albuquerque
12-28-16	New Mexico	78-73	Albuquerque
2-18-17	Fresno State	71-61	at Fresno
3-9-17	Fresno State	65-60	at Las Vegas\$
1-13-18	Fresno State	89-80	at Fresno
3-3-18	New Mexico	95-86 (OT)	Albuquerque
2-2-19	Fresno State	82-70	at Fresno
2-16-19	Fresno State	81-73	Albuquerque
1-7-20	New Mexico	78-64	Albuquerque
2-1-20	Fresno State	82-77	at Fresno

**Hamline**  
New Mexico leads 3-1

Home 3-0 (Pit 0-0), Road 0-0, Neutral 0-1			
3-11-47	Hamline	71-49	at Kansas City
12-13-57	New Mexico	47-42	Albuquerque
12-3-60	New Mexico	66-53	Albuquerque
1-4-63	New Mexico	64-37	Albuquerque

**Hardin Simmons**  
New Mexico leads 10-6

Home 7-2 (Pit 1-0), Road 2-4, Neutral 1-0			
1-16-42	Hardin Simmons	45-36	at Abilene
2-26-42	Hardin Simmons	49-46	Albuquerque
12-11-44	New Mexico	78-27	Albuquerque
12-12-44	New Mexico	58-18	Albuquerque
12-12-46	New Mexico	70-27	Albuquerque
2-27-47	New Mexico	65-56	at Abilene
12-18-47	Hardin Simmons	58-57	at Abilene
1-17-48	New Mexico	64-46	Albuquerque
12-31-48	New Mexico	55-39	at Portales, N.M.
2-17-49	Hardin Simmons	55-48	at Abilene
2-23-49	New Mexico	74-58	Albuquerque
1-6-50	Hardin Simmons	52-42	Albuquerque
1-14-50	Hardin Simmons	68-51	at Abilene
1-4-51	New Mexico	57-55	at Abilene
3-1-51	New Mexico	55-54	Albuquerque
11-24-89	New Mexico	91-57	Albuquerque

**Harvard**  
Harvard leads 1-0

Home 0-0 (Pit 0-0), Road 0-0, Neutral 0-1			
3-21-13	Harvard	68-62	Salt Lake City@

**Hawai'i**  
New Mexico leads 41-17

Home 24-2 (Pit 22-2), Road 16-13, Neutral 1-2			
2-5-65	New Mexico	76-39	Albuquerque
2-6-65	New Mexico	89-59	Albuquerque
12-17-65	New Mexico	72-41	at Honolulu
12-18-65	New Mexico	99-48	at Honolulu
12-16-67	New Mexico	84-75	Albuquerque
12-5-68	New Mexico	63-56	at Honolulu
12-6-68	New Mexico	77-62	at Honolulu
1-19-73	New Mexico	71-68	at Honolulu
1-20-73	New Mexico	83-70	at Honolulu
12-10-76	Hawai'i	78-77	at Honolulu
12-11-76	New Mexico	113-84	at Honolulu
2-14-78	New Mexico	87-69	Albuquerque
1-2-79	Hawai'i	66-64	at Honolulu
1-17-80	New Mexico	71-67	Albuquerque
2-16-80	Hawai'i	73-65	at Honolulu
1-31-81	Hawai'i	56-55	Albuquerque
3-5-81	Hawai'i	85-80	at Honolulu
1-16-82	Hawai'i	66-58	at Honolulu
2-18-82	New Mexico	78-77 (OT)	Albuquerque
2-5-83	New Mexico	90-81	Albuquerque
3-3-83	New Mexico	63-61 (4OT)	at Honolulu
1-12-84	New Mexico	80-65	Albuquerque
2-9-84	New Mexico	46-44 (OT)	at Honolulu
1-19-85	New Mexico	86-60	Albuquerque
2-14-85	Hawai'i	73-68	at Honolulu
1-18-86	New Mexico	93-57	at Honolulu

**Fort Bliss**  
New Mexico leads 1-0

Home 1-0 (Pit 0-0), Road 0-0, Neutral 0-0			
1-7-46	New Mexico	53-39	Albuquerque

**Fort Hays**  
New Mexico leads 1-0

Home 1-0 (Pit 0-0), Road 0-0, Neutral 0-0			
12-1-62	New Mexico	66-55	Albuquerque

**Furman**  
New Mexico leads 1-0

Home 1-0 (Pit 1-0), Road 0-0, Neutral 0-0			
12-21-00	New Mexico	68-56	Albuquerque

**Georgetown**  
Georgetown leads 3-0

Home 1-0 (Pit 1-0), Road 0-0, Neutral 2-0			
12-22-84	Georgetown	69-61	Albuquerque
12-11-85	Georgetown	76-51	at Landover, Md.
3-17-96	Georgetown	73-62	at Richmond, Va. @

**George Mason**  
New Mexico leads 2-0

Home 1-0 (Pit 1-0), Road 0-0, Neutral 2-0			
11-13-00	New Mexico	79-63	Albuquerque%
11-18-12	New Mexico	70-69	St. Thomas~
11-21-15	New Mexico	69-58	San Juan, P.R./

**George Washington**  
Series tied 1-1

Home 1-0 (Pit 1-0), Road 0-0, Neutral 0-1			
12-27-88	New Mexico	94-73	Albuquerque
3-19-93	George Washington	82-68	at Tucson@

**Georgia**  
New Mexico leads 1-0

Home 1-0 (Pit 1-0), Road 0-0, Neutral 0-0			
2-12-89	New Mexico	80-66	Albuquerque

**Georgia State**  
New Mexico leads 1-0

Home 1-0 (Pit 1-0), Road 0-0, Neutral 0-0			
2-12-00	New Mexico	91-78	Albuquerque

**Gonzaga**  
Series tied 1-1

Home 0-1 (Pit 0-1), Road 1-0, Neutral 0-0			
1-2-01	New Mexico	81-80 (OT)	at Spokane
1-7-02	Gonzaga	95-90 (OT)	Albuquerque

**Grambling**  
New Mexico leads 2-0

Home 2-0 (Pit 2-0), Road 0-0, Neutral 0-0			
12-19-87	New Mexico	87-61	Albuquerque
11-20-08	New Mexico	96-50	Albuquerque

**Grand Canyon**  
New Mexico leads 4-1

Home 4-0 (Pit 4-0), Road 0-1, Neutral 0-0			
12-11-79	New Mexico	78-68	Albuquerque
1-4-83	New Mexico	76-51	Albuquerque
12-23-13	New Mexico	80-68	Albuquerque
12-23-14	Grand Canyon	68-65	at Phoenix
12-17-19	New Mexico	91-71	Albuquerque

**Green Bay**  
New Mexico leads 1-0

Home 1-0 (Pit 1-0), Road 0-0, Neutral 0-0			
11-13-19	New Mexico	93-78	Albuquerque

**Hamline**  
New Mexico leads 3-1

Home 3-0 (Pit 0-0), Road 0-0, Neutral 0-1			
3-11-47	Hamline	71-49	at Kansas City
12-13-57	New Mexico	47-42	Albuquerque
12-3-60	New Mexico	66-53	Albuquerque
1-4-63	New Mexico	64-37	Albuquerque

**Hardin Simmons**  
New Mexico leads 10-6

Home 7-2 (Pit 1-0), Road 2-4, Neutral 1-0			
1-16-42	Hardin Simmons	45-36	at Abilene
2-26-42	Hardin Simmons	49-46	Albuquerque
12-11-44	New Mexico	78-27	Albuquerque
12-12-44	New Mexico	58-18	Albuquerque
12-12-46	New Mexico	70-27	Albuquerque
2-27-47	New Mexico	65-56	at Abilene
12-18-4			

2-27-86	New Mexico	65-64	Albuquerque
1-5-87	New Mexico	99-86	at Honolulu
2-13-87	New Mexico	110-92	Albuquerque
1-16-88	Hawai'i	79-76	at Honolulu
2-13-88	New Mexico	71-50	Albuquerque
1-19-89	New Mexico	81-63	at Honolulu
3-4-89	Hawai'i	71-70	Albuquerque
1-20-90	Hawai'i	74-71	at Honolulu
2-22-90	New Mexico	82-71	Albuquerque
3-23-90	New Mexico	80-58	Albuquerque#
1-19-91	New Mexico	84-77	at Honolulu
1-26-91	New Mexico	83-67	Albuquerque
3-7-91	Hawai'i	68-67	at Laramie*
1-18-92	New Mexico	79-67	Albuquerque
1-23-92	Hawai'i	58-55	at Honolulu
1-15-93	New Mexico	61-58	at Honolulu
2-18-93	New Mexico	82-58	Albuquerque
1-15-94	New Mexico	74-55	Albuquerque
2-19-94	Hawai'i	83-67	at Honolulu
3-11-94	Hawai'i	61-58	at Salt Lake*
1-7-95	Hawai'i	62-61	at Honolulu
2-23-95	New Mexico	72-68	Albuquerque
1-10-96	New Mexico	78-72	Albuquerque
2-24-96	New Mexico	88-79	at Honolulu
1-4-97	Hawai'i	75-62	at Honolulu
2-22-97	New Mexico	89-69	Albuquerque
3-6-97	New Mexico	65-57	Las Vegas*
1-9-99	New Mexico	82-59	Albuquerque
2-6-99	Hawai'i	72-68 (OT)	at Honolulu
11-21-07	New Mexico	89-60	Albuquerque
12-27-07	New Mexico	79-69	at Honolulu
11-27-09	New Mexico	83-71	at Honolulu

**Hawaii-Hilo**  
Hawaii-Hilo leads 1-0  
Home 0-0 (Pit 0-0), Road 0-1, Neutral 0-0  
12-7-76 Hawaii-Hilo 81-78 at Hilo

**Holy Cross**  
New Mexico leads 1-0  
Home 1-0 (Pit 1-0), Road 0-0, Neutral 0-0  
12-29-97 New Mexico 112-61 Albuquerque

**Houston**  
Series tied 1-1  
Home 1-1 (Pit 1-1), Road 0-0, Neutral 0-0  
12-15-79 Houston 83-80 (OT) Albuquerque  
12-29-98 New Mexico 84-69 Albuquerque

**Houston Baptist**  
New Mexico leads 3-0  
Home 3-0 (Pit 3-0), Road 0-0, Neutral 0-0  
1-3-12 New Mexico 98-61 Albuquerque  
11-14-16 New Mexico 95-79 Albuquerque  
12-22-19 New Mexico 107-88 Albuquerque

**Howard Payne**  
New Mexico leads 1-0  
Home 1-0 (Pit 0-0), Road 0-0, Neutral 0-0  
12-23-64 New Mexico 102-32 Albuquerque

**Idaho**  
New Mexico leads 5-0  
Home 5-0 (Pit 5-0), Road 0-0, Neutral 0-0  
12-29-65 New Mexico 99-81 Albuquerque  
11-25-77 New Mexico 120-70 Albuquerque  
12-8-86 New Mexico 74-70 Albuquerque  
12-21-94 New Mexico 76-54 Albuquerque  
11-23-12 New Mexico 73-58 Albuquerque

**Idaho State**  
New Mexico leads 7-1  
Home 5-1 (Pit 5-1), Road 1-0, Neutral 0-0  
3-9-74 New Mexico 73-65 at Pocatello@  
12-30-78 Idaho State 73-67 Albuquerque  
12-28-79 New Mexico 91-76 Albuquerque  
12-29-83 New Mexico 74-53 Albuquerque  
11-22-91 New Mexico 112-98 Albuquerque  
11-30-11 New Mexico 65-41 Albuquerque  
11-14-14 New Mexico 79-55 Albuquerque  
11-11-16 New Mexico 81-70 Albuquerque

**Indiana State**  
New Mexico leads 1-0  
Home 0-0 (Pit 0-0), Road 1-0, Neutral 0-0  
12-1-12 New Mexico 77-68 (OT) at Terre Haute

**Illinois**  
Illinois leads 1-0  
Home 0-0 (Pit 0-0), Road 0-1, Neutral 0-0  
12-6-75 Illinois 67-66 (OT) at Champaign

**Illinois-Chicago**  
New Mexico leads 1-0  
Home 0-0 (Pit 0-0), Road 0-0, Neutral 1-0  
11-16-12 New Mexico 66-59 at St. Thomas~

**Illinois State**  
Illinois State leads 1-0  
Home 0-0 (Pit 0-0), Road 0-1, Neutral 0-0  
12-3-16 Illinois State 79-74 at Normal

**Illinois Tech**  
New Mexico leads 1-0  
Home 1-0 (Pit 1-0), Road 0-0, Neutral 0-0  
12-21-79 New Mexico 93-72 Albuquerque

**IPFW**  
New Mexico leads 1-0  
Home 1-0 (Pit 1-0), Road 0-0, Neutral 0-0  
12-6-02 New Mexico 91-66 Albuquerque

**Iona**  
Series tied 1-1  
Home 1-0 (Pit 1-0), Road 0-1, Neutral 0-0  
12-21-49 Iona 61-56 at New Rochelle  
11-13-18 New Mexico 90-83 Albuquerque

**Iowa**  
New Mexico leads 1-0  
Home 1-0 (Pit 1-0), Road 0-0, Neutral 0-0  
12-29-76 New Mexico 96-83 Albuquerque

**Iowa State**  
New Mexico leads 2-1  
12-14-64 New Mexico 87-54 Albuquerque  
12-6-65 New Mexico 56-52 at Ames  
11-28-87 Iowa State 107-96 at New York City#

**Jackson State**  
New Mexico leads 2-0  
Home 2-0 (Pit 2-0), Road 0-0, Neutral 0-0  
12-2-86 New Mexico 75-62 Albuquerque  
12-23-96 New Mexico 98-45 Albuquerque

**Jacksonville**  
New Mexico leads 1-0  
Home 0-0 (Pit 0-0), Road 0-0, Neutral 1-0  
12-20-74 New Mexico 72-64 at Los Angeles

**Kansas**  
Kansas leads 1-2  
Home 1-0 (Pit 0-0), Road 0-2, Neutral 0-0  
12-19-63 New Mexico 59-54 Albuquerque  
12-3-64 Kansas 59-40 at Lawrence  
12-14-13 Kansas 63-80 at Kansas City

**Kansas State**  
Kansas State leads 4-2  
Home 1-1 (Pit 1-0), Road 0-20, Neutral 1-1  
12-12-60 Kansas State 81-64 Albuquerque  
12-2-61 Kansas State 94-52 at Manhattan  
3-15-96 New Mexico 69-48 at Richmond, Va. @  
11-23-05 Kansas State 68-56 at Manhattan  
11-21-06 New Mexico 78-54 Albuquerque  
12-23-06 Kansas State 72-56 at Las Vegas>

**Kent State**  
Series tied 1-1  
Home 1-0 (Pit 1-0), Road 0-1, Neutral 0-0  
12-16-49 Kent State 63-53 at Cleveland  
12-27-85 New Mexico 52-40 Albuquerque

**Kentucky State**  
New Mexico leads 1-0  
Home 1-0 (Pit 1-0), Road 0-0, Neutral 0-0  
12-5-77 New Mexico 126-104 Albuquerque

**Kentucky Wesleyan**  
Kentucky Wesleyan leads 2-0  
Home 0-1 (Pit 0-0), Road 0-1, Neutral 0-0  
12-17-55 Ky. Wesleyan 73-69 (OT) Albuquerque  
12-20-56 Ky. Wesleyan 71-66 at Owensboro

**Lamar**  
Series tied 1-1  
Home 2-0 (Pit 2-0), Road 0-0, Neutral 0-0  
12-5-78 New Mexico 97-84 Albuquerque  
3-14-84 Lamar 64-61 Albuquerque#

**Long Beach State**  
New Mexico leads 4-2  
Home 2-0 (Pit 2-0), Road 0-2, Neutral 2-0  
12-14-62 Long Beach 60-44 at Long Beach  
12-7-64 New Mexico 72-53 Albuquerque  
12-20-82 Long Beach 98-95 at Long Beach  
12-1-83 New Mexico 74-54 Albuquerque  
12-29-86 New Mexico 92-88 (OT) at Kahului, Maui  
3-15-12 New Mexico 75-68 at Portland, Ore. @

**Longwood**  
New Mexico leads 2-0  
Home 2-0 (Pit 2-0), Road 0-0, Neutral 0-0  
12-17-06 New Mexico 79-60 Albuquerque>  
12-17-10 New Mexico 91-54 Albuquerque>

**Louisiana Tech**  
New Mexico leads 2-0  
Home 2-0 (Pit 2-0), Road 0-0, Neutral 0-0  
3-19-92 New Mexico 90-84 Albuquerque#  
11-21-09 New Mexico 81-52 Albuquerque?

**Louisville**  
Louisville leads 3-0  
Home 0-0 (Pit 0-0), Road 0-1, Neutral 0-2  
12-16-89 Louisville 78-49 at Louisville  
3-16-97 Louisville 64-63 at Pittsburgh, Pa. @

3-17-12 Louisville 59-56 at Portland, Ore. @

**Loyola Chicago**  
New Mexico leads 1-0  
Home 1-0 (Pit 1-0), Road 0-0, Neutral 0-0  
11-18-15 New Mexico 75-51 Albuquerque

**Loyola Marymount**  
New Mexico leads 4-1  
Home 4-1 (Pit 4-1), Road 0-0, Neutral 0-0  
12-7-66 New Mexico 77-59 Albuquerque  
12-18-67 New Mexico 77-76 Albuquerque  
12-16-79 LMU 71-70 Albuquerque  
1-7-84 New Mexico 66-58 Albuquerque  
11-18-07 New Mexico 86-58 Albuquerque

**Loyola (Md.)**  
New Mexico leads 1-0  
Home 1-0 (Pit 1-0), Road 0-0, Neutral 0-0  
11-26-88 New Mexico 96-71 Albuquerque

**Maine**  
New Mexico leads 1-0  
Home 1-0 (Pit 1-0), Road 0-0, Neutral 0-0  
12-22-89 New Mexico 94-63 Albuquerque

**Massachusetts**  
Massachusetts leads 1-0  
Home 0-0 (Pit 0-0), Road 0-1, Neutral 0-0  
11-22-13 Massachusetts 65-81 at Charleston+

**Marshall**  
New Mexico leads 1-0  
Home 1-0 (Pit 1-0), Road 0-0, Neutral 0-0  
12-29-81 New Mexico 86-70 Albuquerque

**Maryland**  
Maryland leads 1-0  
Home 0-0 (Pit 0-0), Road 0-0, Neutral 0-1  
11-25-17 Maryland 80-65 Niceville, Fla.

**Maryland Eastern Shore**  
New Mexico leads 1-0  
Home 1-0 (Pit 1-0), Road 0-0, Neutral 0-0  
12-3-90 New Mexico 79-62 Albuquerque

**Marquette**  
New Mexico leads 1-0  
Home 0-0 (Pit 0-0), Road 0-0, Neutral 1-0  
11-21-13 New Mexico 75-68 at Las Vegas=

**McNeese State**  
New Mexico leads 2-0  
Home 2-0 (Pit 2-0), Road 0-0, Neutral 0-0  
12-21-98 New Mexico 90-46 Albuquerque  
11-16-19 New Mexico 90-80 Albuquerque

**Memphis**  
Memphis leads 2-0  
Home 0-0 (Pit 0-0), Road 0-2, Neutral 0-0  
12-17-56 Memphis 96-72 at Memphis  
3-22-01 Memphis 81-63 at Memphis#

**Mercer**  
New Mexico leads 3-0  
Home 3-0 (Pit 3-0), Road 0-0, Neutral 0-0  
11-25-95 New Mexico 107-72 Albuquerque  
12-23-00 New Mexico 69-62 Albuquerque  
11-28-12 New Mexico 76-58 Albuquerque

**Miami (Fla.)**  
New Mexico leads 2-0  
Home 1-0 (Pit 1-0), Road 1-0, Neutral 0-0  
1-29-87 New Mexico 87-78 Albuquerque  
2-1-89 New Mexico 110-93 at Miami

**Miami (Ohio)**  
New Mexico leads 2-0  
Home 2-0 (Pit 2-0), Road 0-0, Neutral 0-0  
12-28-91 New Mexico 63-55 Albuquerque  
11-22-09 New Mexico 85-60 Albuquerque?

**Michigan**  
Michigan leads 1-0  
Home 1-0 (Pit 0-0), Road 0-0, Neutral 0-0  
12-28-57 Michigan 78-66 Albuquerque

**Michigan State**  
Michigan State leads 2-0  
Home 2-0 (Pit 2-0), Road 0-0, Neutral 0-0  
12-18-70 Michigan State 73-69 Albuquerque  
12-28-85 Michigan State 76-61 Albuquerque

**Middle Tennessee State**  
New Mexico leads 1-0  
Home 1-0 (Pit 1-0), Road 0-0, Neutral 0-0  
12-29-93 New Mexico 69-56 Albuquerque

**Midwestern State**  
New Mexico leads 2-0  
Home 2-0 (Pit 2-0), Road 0-0, Neutral 0-0  
12-1-65 New Mexico 95-58 Albuquerque  
11-27-81 New Mexico 108-59 Albuquerque

**Minnesota**  
Series tied 1-1  
Home 1-0 (Pit 1-0), Road 0-1, Neutral 0-0  
12-29-73 New Mexico ..... 102-68 Albuquerque  
3-13-02 Minnesota ..... 96-62 Minneapolis#

**Mississippi**  
New Mexico leads 3-1  
Home 3-0 (Pit 3-0), Road 0-1, Neutral 0-0  
12-28-96 New Mexico ..... 75-64 Albuquerque  
11-19-05 New Mexico ..... 95-42 Albuquerque  
12-1-07 Mississippi ..... 85-77 at Oxford  
12-13-09 New Mexico ..... 103-70 Albuquerque

**Mississippi Valley State**  
New Mexico leads 1-0  
Home 1-0 (Pit 1-0), Road 0-0, Neutral 0-0  
12-28-04 New Mexico ..... 101-68 Albuquerque

**Missouri**  
New Mexico leads 1-0  
Home 0-0 (Pit 0-0), Road 0-0, Neutral 1-0  
3-11-99 New Mexico ..... 61-59 at Denver@

**Missouri-Kansas City**  
New Mexico leads 1-0  
Home 1-0 (Pit 1-0), Road 0-0, Neutral 0-0  
12-22-11 New Mexico ..... 87-62 Albuquerque

**Missouri Baptist**  
New Mexico leads 1-0  
Home 1-0 (Pit 1-0), Road 0-0, Neutral 0-0  
11-28-81 New Mexico ..... 104-53 Albuquerque

**Missouri State**  
New Mexico leads 2-0  
Home 2-0 (Pit 1-0), Road 0-0, Neutral 0-0  
12-22-62 New Mexico ..... 78-50 Albuquerque  
12-3-11 New Mexico ..... 76-60 Albuquerque

**Monmouth**  
New Mexico leads 1-0  
Home 1-0 (Pit 1-0), Road 0-0, Neutral 0-0  
11-25-89 New Mexico ..... 69-63 Albuquerque

**Montana**  
Montana leads 16-9  
Home 6-6 (Pit 1-0), Road 1-0, Neutral 2-0  
12-30-50 New Mexico ..... 71-59 at Denver  
1-31-52 Montana ..... 74-64 at Missoula  
2-28-52 Montana ..... 63-59 Albuquerque  
2-9-53 Montana ..... 78-70 at Missoula  
2-19-53 New Mexico ..... 70-63 Albuquerque  
2-8-54 New Mexico ..... 76-67 Albuquerque  
2-22-54 Montana ..... 76-65 at Missoula  
2-5-55 Montana ..... 66-60 at Missoula  
2-7-55 Montana ..... 57-47 at Missoula  
1-11-56 New Mexico ..... 92-79 Albuquerque  
1-12-56 New Mexico ..... 73-50 Albuquerque  
1-10-57 Montana ..... 68-50 at Missoula  
2-16-57 Montana ..... 36-33 Albuquerque  
1-18-58 Montana ..... 68-49 Albuquerque  
2-20-58 Montana ..... 71-45 at Missoula  
1-17-59 Montana ..... 63-44 at Missoula  
2-19-59 Montana ..... 84-59 Albuquerque  
1-16-60 New Mexico ..... 77-69 (OT) Albuquerque  
2-18-60 New Mexico ..... 80-79 at Missoula  
1-14-61 Montana ..... 83-56 at Missoula  
2-16-61 Montana ..... 56-53 Albuquerque  
1-11-62 Montana ..... 91-79 Albuquerque  
2-17-62 Montana ..... 73-47 at Missoula  
3-18-10 New Mexico ..... 62-57 at San Jose@  
12-1-19 New Mexico ..... 72-63 Albuquerque

**Montana State**  
New Mexico leads 1-0  
Home 1-0 (Pit 1-0), Road 0-0, Neutral 0-0  
12-20-11 New Mexico ..... 91-46 Albuquerque

**Morgan State**  
New Mexico leads 2-0  
Home 2-0 (Pit 2-0), Road 0-0, Neutral 0-0  
11-23-84 New Mexico ..... 103-71 Albuquerque  
11-27-85 New Mexico ..... 66-50 Albuquerque

**Murray State**  
New Mexico leads 1-0  
Home 1-0 (Pit 0-0), Road 0-0, Neutral 0-0  
12-15-56 New Mexico ..... 79-72 Albuquerque

**Nebraska**  
New Mexico leads 1-0  
Home 1-0 (Pit 1-0), Road 0-0, Neutral 0-0  
3-17-09 New Mexico ..... 83-71 Albuquerque#

**Nevada**  
Nevada leads 8-7  
Home 4-2 (Pit 4-2), Road 3-5, Neutral 0-1  
2-2-13 New Mexico ..... 75-62 Albuquerque  
3-6-13 New Mexico ..... 75-62 at Reno  
2-15-14 New Mexico ..... 90-72 Albuquerque  
3-2-14 New Mexico ..... 72-58 at Reno  
2-14-15 Nevada ..... 66-63 (OT) at Reno  
12-30-15 New Mexico ..... 88-76 Albuquerque  
3-5-16 New Mexico ..... 71-66 at Reno

3-10-16 Nevada ..... 64-62 at Las Vegas\$  
1-7-17 Nevada ..... 105-104 (OT) Albuquerque  
1-28-17 Nevada ..... 82-65 at Reno  
12-30-17 Nevada ..... 77-74 at Reno  
1-5-19 New Mexico ..... 85-58 Albuquerque  
2-9-19 Nevada ..... 91-62 at Reno  
1-25-20 Nevada ..... 96-74 at Reno  
2-18-20 Nevada ..... 88-74 Albuquerque

**New Hampshire**  
New Mexico leads 1-0  
Home 1-0 (Pit 1-0), Road 0-0, Neutral 0-0  
12-28-98 New Mexico ..... 93-67 Albuquerque

**New Mexico Highlands**  
New Mexico leads 25-4  
Home 18-2 (Pit 8-0), Road 7-2, Neutral 0-0  
1-15-10 New Mexico ..... 40-20 Albuquerque  
2-4-10 New Mexico ..... 36-13 at Las Vegas  
1-6-11 New Mexico ..... 21-19 Albuquerque  
2-10-11 Highlands ..... 26-11 Albuquerque  
1-26-12 Highlands ..... 19-12 at Las Vegas  
2-1-13 New Mexico ..... 24-21 Albuquerque  
3-6-15 New Mexico ..... 44-20 Albuquerque  
2-15-24 New Mexico ..... 25-20 at Las Vegas  
2-9-27 New Mexico ..... 47-25 Albuquerque  
2-14-27 New Mexico ..... 47-20 Albuquerque  
1-21-28 New Mexico ..... 43-32 at Las Vegas  
2-18-28 New Mexico ..... 47-34 Albuquerque  
1-18-29 Highlands ..... 39-27 at Las Vegas  
1-29-29 Highlands ..... 31-30 Albuquerque  
1-30-29 New Mexico ..... 32-31 Albuquerque  
1-25-30 New Mexico ..... 27-19 at Las Vegas  
2-19-30 New Mexico ..... 45-30 Albuquerque  
2-12-34 New Mexico ..... 32-23 at Las Vegas  
2-13-34 New Mexico ..... 21-20 at Las Vegas  
12-31-47 New Mexico ..... 45-44 at Las Vegas  
1-22-48 New Mexico ..... 52-35 Albuquerque  
11-26-76 New Mexico ..... 121-82 Albuquerque  
11-29-77 New Mexico ..... 125-73 Albuquerque  
11-24-78 New Mexico ..... 122-74 Albuquerque  
11-26-82 New Mexico ..... 122-84 Albuquerque  
12-10-86 New Mexico ..... 106-91 Albuquerque  
11-28-89 New Mexico ..... 106-53 Albuquerque  
12-1-92 New Mexico ..... 89-54 Albuquerque  
11-24-03 New Mexico ..... 86-59 Albuquerque

**New Mexico State**  
New Mexico leads 123-101  
Home 75-40 (Pit 39-16), Road 47-61, Neutral 1-0  
12-22-04 New Mexico ..... 21-9 at Las Cruces  
1-26-06 New Mexico ..... 28-16 Albuquerque  
1-31-07 New Mexico ..... 18-17 at Las Cruces  
2-12-08 New Mexico ..... 44-25 Albuquerque  
2-27-11 New Mexico ..... 15-9 at Las Cruces  
2-3-11 New Mexico ..... 18-10 Albuquerque  
2-28-13 New Mexico ..... 28-12 at Las Cruces  
2-15-15 New Mexico ..... 33-29 at Las Cruces  
2-11-16 NMSU ..... 37-34 Albuquerque  
2-23-17 NMSU ..... 30-27 at Las Cruces  
2-21-19 NMSU ..... 57-20 at Las Cruces  
2-22-19 NMSU ..... 40-22 at Las Cruces  
2-28-19 NMSU ..... 39-7 Albuquerque  
3-1-19 NMSU ..... 29-21 Albuquerque  
1-29-23 NMSU ..... 28-20 at Las Cruces  
1-30-23 NMSU ..... 29-21 at Las Cruces  
2-20-23 NMSU ..... 29-26 Albuquerque  
2-21-23 NMSU ..... 38-18 Albuquerque  
2-6-25 New Mexico ..... 29-16 Albuquerque  
2-7-25 New Mexico ..... 19-10 Albuquerque  
2-2-25 New Mexico ..... 34-24 at Las Cruces  
3-3-25 New Mexico ..... 29-19 at Las Cruces  
2-26-26 New Mexico ..... 50-10 Albuquerque  
2-27-26 New Mexico ..... 33-21 Albuquerque  
2-21-27 New Mexico ..... 27-11 at Las Cruces  
2-22-27 New Mexico ..... 46-21 at Las Cruces  
2-28-27 New Mexico ..... 49-18 Albuquerque  
3-1-27 New Mexico ..... 45-39 Albuquerque  
2-9-28 New Mexico ..... 53-51 Albuquerque  
2-10-28 New Mexico ..... 53-32 Albuquerque  
2-15-29 New Mexico ..... 43-26 Albuquerque  
2-16-29 New Mexico ..... 55-28 Albuquerque  
2-14-30 New Mexico ..... 35-15 Albuquerque  
2-15-30 New Mexico ..... 48-16 Albuquerque  
1-30-31 New Mexico ..... 40-36 at Las Cruces  
1-31-31 New Mexico ..... 36-32 at Las Cruces  
2-5-32 New Mexico ..... 44-37 Albuquerque  
2-6-32 NMSU ..... 48-42 Albuquerque  
2-3-33 New Mexico ..... 30-18 at Las Cruces  
2-4-33 New Mexico ..... 46-39 at Las Cruces  
12-1-34 New Mexico ..... 35-22 Albuquerque  
12-2-34 New Mexico ..... 37-36 (OT) Albuquerque  
1-18-35 NMSU ..... 43-39 at Las Cruces  
1-19-35 NMSU ..... 36-35 at Las Cruces  
2-22-35 New Mexico ..... 32-26 Albuquerque  
2-23-35 NMSU ..... 31-28 Albuquerque  
2-14-36 New Mexico ..... 42-36 at Las Cruces  
2-15-36 NMSU ..... 61-39 at Las Cruces  
2-21-36 New Mexico ..... 43-39 Albuquerque  
2-22-36 NMSU ..... 33-25 Albuquerque  
1-8-37 NMSU ..... 31-29 at Las Cruces  
1-9-37 NMSU ..... 39-32 at Las Cruces  
3-1-37 NMSU ..... 49-33 Albuquerque  
3-2-37 NMSU ..... 36-22 Albuquerque  
1-28-38 NMSU ..... 58-32 at Las Cruces

1-29-38 NMSU ..... 60-49 at Las Cruces  
2-28-38 NMSU ..... 69-39 Albuquerque  
3-1-38 NMSU ..... 65-42 Albuquerque  
1-27-39 NMSU ..... 59-41 Albuquerque  
1-28-39 NMSU ..... 67-49 Albuquerque  
2-10-39 NMSU ..... 85-26 at Las Cruces  
2-11-39 NMSU ..... 77-44 at Las Cruces  
2-2-40 NMSU ..... 51-37 Albuquerque  
2-3-40 NMSU ..... 53-44 Albuquerque  
2-29-40 NMSU ..... 74-47 at Las Cruces  
3-1-40 NMSU ..... 55-48 at Las Cruces  
12-10-40 NMSU ..... 40-31 at Las Cruces  
12-11-40 NMSU ..... 28-23 at Las Cruces  
2-18-41 New Mexico ..... 44-29 Albuquerque  
1-10-42 New Mexico ..... 30-25 Albuquerque  
2-19-42 NMSU ..... 38-34 at Las Cruces  
12-16-44 New Mexico ..... 55-27 Albuquerque  
12-14-45 New Mexico ..... 38-31 Albuquerque  
12-15-45 New Mexico ..... 50-23 Albuquerque  
1-25-46 New Mexico ..... 60-39 at Las Cruces  
1-26-46 New Mexico ..... 61-49 at Las Cruces  
1-17-47 New Mexico ..... 68-45 at Las Cruces  
1-24-47 New Mexico ..... 55-30 Albuquerque  
1-14-48 New Mexico ..... 47-43 at Las Cruces  
1-24-48 New Mexico ..... 53-41 Albuquerque  
1-20-49 New Mexico ..... 60-49 Albuquerque  
2-3-49 NMSU ..... 51-32 at Las Cruces  
1-21-50 New Mexico ..... 77-61 Albuquerque  
2-1-50 NMSU ..... 54-53 (OT) Las Cruces  
1-17-51 New Mexico ..... 52-50 Albuquerque  
2-16-51 NMSU ..... 53-45 at Las Cruces  
12-3-51 NMSU ..... 57-47 Albuquerque  
3-3-52 New Mexico ..... 40-38 at Las Cruces  
12-16-52 NMSU ..... 65-61 at Las Cruces  
3-2-53 NMSU ..... 72-69 (OT) Albuquerque  
12-16-53 New Mexico ..... 58-38 Albuquerque  
3-2-54 NMSU ..... 58-51 at Las Cruces  
12-11-54 NMSU ..... 61-60 Albuquerque  
2-2-55 NMSU ..... 64-57 at Las Cruces  
12-5-55 NMSU ..... 66-53 at Las Cruces  
1-18-56 NMSU ..... 58-51 Albuquerque  
11-30-56 New Mexico ..... 64-62 Albuquerque  
12-7-56 New Mexico ..... 73-65 at Las Cruces  
12-16-57 NMSU ..... 60-49 Albuquerque  
12-13-58 NMSU ..... 67-53 at Las Cruces  
1-3-59 NMSU ..... 96-59 Albuquerque  
12-12-59 New Mexico ..... 68-63 Albuquerque  
2-1-60 NMSU ..... 78-66 at Las Cruces  
12-9-60 NMSU ..... 82-69 at Las Cruces  
12-19-61 NMSU ..... 76-72 Albuquerque  
12-26-61 NMSU ..... 86-62 at Las Cruces  
12-28-61 New Mexico ..... 80-76 (2OT) at El Paso  
12-8-62 New Mexico ..... 71-51 at Las Cruces  
1-7-63 New Mexico ..... 84-65 Albuquerque  
12-14-63 New Mexico ..... 92-55 Albuquerque  
2-10-64 New Mexico ..... 65-53 at Las Cruces  
12-10-64 New Mexico ..... 86-38 Albuquerque  
1-30-65 New Mexico ..... 62-37 at Las Cruces  
1-29-66 New Mexico ..... 81-69 at Las Cruces  
2-10-66 New Mexico ..... 74-61 Albuquerque  
12-17-66 NMSU ..... 62-61 (OT) at Las Cruces  
2-9-67 New Mexico ..... 65-57 Albuquerque  
1-6-68 New Mexico ..... 71-64 at Las Cruces  
2-7-68 New Mexico ..... 72-71 Albuquerque  
3-16-68 NMSU ..... 62-58 Albuquerque@  
1-29-69 New Mexico ..... 86-66 at Las Cruces  
2-1-69 New Mexico ..... 68-66 Albuquerque  
12-8-69 NMSU ..... 90-83 Albuquerque  
12-16-69 NMSU ..... 91-73 at Las Cruces  
12-22-70 New Mexico ..... 72-66 Albuquerque  
1-2-71 NMSU ..... 76-65 at Las Cruces  
12-4-71 New Mexico ..... 78-76 Albuquerque  
12-6-71 NMSU ..... 94-79 at Las Cruces  
12-5-72 New Mexico ..... 88-67 Albuquerque  
12-13-72 New Mexico ..... 68-67 at Las Cruces  
12-1-73 New Mexico ..... 75-66 at Las Cruces  
12-11-73 New Mexico ..... 72-71 Albuquerque  
12-3-74 New Mexico ..... 69-58 Albuquerque  
12-7-74 NMSU ..... 65-59 at Las Cruces  
12-9-75 New Mexico ..... 85-70 Albuquerque  
12-13-75 NMSU ..... 82-68 at Las Cruces  
12-1-76 NMSU ..... 112-103 at Las Cruces  
12-22-76 NMSU ..... 75-71 Albuquerque  
12-3-77 New Mexico ..... 94-87 at Las Cruces  
12-21-77 New Mexico ..... 106-78 Albuquerque  
11-27-78 NMSU ..... 96-93 at Las Cruces  
12-9-78 New Mexico ..... 81-74 Albuquerque  
12-8-79 NMSU ..... 68-58 at Las Cruces  
12-12-79 NMSU ..... 103-84 Albuquerque  
11-29-80 New Mexico ..... 97-79 Albuquerque  
12-20-80 NMSU ..... 73-69 at Las Cruces  
12-12-81 NMSU ..... 85-81 Albuquerque  
12-21-81 NMSU ..... 59-56 at Las Cruces  
12-11-82 NMSU ..... 101-86 at Las Cruces  
12-23-82 New Mexico ..... 78-74 (2OT) Albuquerque  
12-17-83 NMSU ..... 67-60 at Las Cruces  
12-22-83 New Mexico ..... 57-51 Albuquerque  
12-4-84 NMSU ..... 67-64 Albuquerque  
12-17-84 New Mexico ..... 87-72 at Las Cruces  
12-23-85 New Mexico ..... 54-44 Albuquerque  
12-30-85 NMSU ..... 53-44 at Las Cruces  
12-4-86 NMSU ..... 81-62 at Las Cruces  
12-20-86 New Mexico ..... 64-50 Albuquerque  
12-3-87 New Mexico ..... 72-71 Albuquerque  
12-10-87 New Mexico ..... 76-72 at Las Cruces

12-5-88	NMSU	70-66	at Las Cruces
12-17-88	New Mexico	64-61	Albuquerque
12-2-89	NMSU	60-55	at Las Cruces
12-7-89	NMSU	74-73	Albuquerque
12-7-90	New Mexico	94-88	Albuquerque
12-15-90	NMSU	72-64	at Las Cruces
11-30-91	NMSU	80-73	Albuquerque
1-6-92	NMSU	68-63	at Las Cruces
12-12-92	New Mexico	69-62	at Las Cruces
12-23-92	New Mexico	71-66	Albuquerque
12-11-93	NMSU	112-104 (2OT)	Albuquerque
12-20-93	NMSU	63-62	at Las Cruces
12-9-94	NMSU	74-65	at Las Cruces
12-17-94	NMSU	96-89	Albuquerque
12-8-95	New Mexico	91-75	Albuquerque
12-16-95	New Mexico	69-68	at Las Cruces
12-7-96	New Mexico	86-72	at Las Cruces
12-13-96	New Mexico	84-82 (OT)	Albuquerque
11-19-97	New Mexico	80-79	Albuquerque
12-9-97	New Mexico	62-59	at Las Cruces
1-2-99	New Mexico	77-66	Albuquerque
1-19-99	NMSU	76-55	at Las Cruces
12-8-99	NMSU	66-57	at Las Cruces
12-23-99	NMSU	63-60	Albuquerque
12-7-00	New Mexico	68-65 (OT)	at Las Cruces
1-6-01	NMSU	79-68 (OT)	Albuquerque
12-5-01	New Mexico	66-64	at Las Cruces
12-16-01	New Mexico	70-49	Albuquerque
11-30-02	NMSU	59-58	at Las Cruces
12-15-02	NMSU	72-60	Albuquerque
12-3-03	NMSU	67-48	at Las Cruces
12-22-03	New Mexico	64-49	Albuquerque
12-1-04	New Mexico	99-80	Albuquerque
12-4-04	New Mexico	84-66	at Las Cruces
12-3-05	NMSU	67-61	at Las Cruces
12-13-05	New Mexico	71-68 (OT)	Albuquerque
11-28-06	New Mexico	79-76	Albuquerque
12-5-06	NMSU	103-72	at Las Cruces
12-4-07	NMSU	71-62	at Las Cruces
12-19-07	New Mexico	83-69	Albuquerque
12-23-08	New Mexico	76-62	Albuquerque
12-30-08	New Mexico	68-66	at Las Cruces
11-17-09	New Mexico	97-87	at Las Cruces
12-5-09	New Mexico	75-58	Albuquerque
12-4-10	New Mexico	84-78 (OT)	at Las Cruces
12-11-10	New Mexico	78-62	Albuquerque
11-16-11	NMSU	62-53	Albuquerque
12-28-11	New Mexico	89-69	at Las Cruces
12-15-12	New Mexico	73-58	Albuquerque
12-19-12	New Mexico	68-63	at Las Cruces
12-4-13	New Mexico	79-70	at Las Cruces
12-17-13	NMSU	61-67	Albuquerque
12-3-14	New Mexico	62-47	Albuquerque
12-20-14	New Mexico	69-67	at Las Cruces
11-15-15	New Mexico	83-74	at Las Cruces
12-16-15	New Mexico	79-61	Albuquerque
11-18-16	New Mexico	72-59	Albuquerque
12-10-16	NMSU	84-71	at Las Cruces
11-17-17	NMSU	75-56	at Las Cruces
12-9-17	NMSU	65-62	Albuquerque
11-17-18	NMSU	98-94	Albuquerque
12-4-18	NMSU	100-65	at Las Cruces
11-21-19	New Mexico	78-77	at Las Cruces
12-14-19	New Mexico	69-62	Albuquerque

**New Orleans**  
New Mexico leads 1-0  
Home 1-0 (Pit 1-0), Road 0-0, Neutral 0-0  
11-11-11 New Mexico 92-40 Albuquerque

**New York University**  
New Mexico leads 1-0  
Home 1-0 (Pit 0-0), Road 0-0, Neutral 0-0  
3-19-64 New Mexico 72-65 at New York City#

**Nicholls State**  
New Mexico leads 1-0  
Home 1-0 (Pit 1-0), Road 0-0, Neutral 0-0  
11-20-09 New Mexico 83-59 Albuquerque?  
11-25-16 New Mexico 75-63 Albuquerque

**North Carolina A&T**  
New Mexico leads 2-0  
Home 2-0 (Pit 2-0), Road 0-0, Neutral 0-0  
11-12-04 New Mexico 75-59 Albuquerque  
12-16-06 New Mexico 86-78 Albuquerque

**North Dakota**  
New Mexico leads 3-0  
Home 3-0 (Pit 3-0), Road 0-0, Neutral 0-0  
12-19-66 New Mexico 84-64 Albuquerque  
12-8-73 New Mexico 105-61 Albuquerque  
1-1-12 New Mexico 85-57 Albuquerque

**North Texas**  
New Mexico leads 2-1  
Home 2-1 (Pit 0-1), Road 2-0, Neutral 0-0  
12-26-87 New Mexico 77-69 Albuquerque  
12-17-90 New Mexico 98-84 Albuquerque  
12-18-18 North Texas 74-65 Albuquerque

**Northeastern**  
New Mexico leads 2-0  
Home 2-0 (Pit 2-0), Road 0-0, Neutral 0-0  
11-28-98 New Mexico 93-61 Albuquerque

12-2-02	New Mexico	90-88	Albuquerque
<b>Northern Arizona</b>			
New Mexico leads 42-41			
Home 25-18 (Pit 5-1), Road 15-22, Neutral 2-1			
2-3-26	New Mexico	40-18	Albuquerque
2-19-26	New Mexico	26-17	at Flagstaff
2-20-26	New Mexico	51-16	at Flagstaff
1-28-27	NAU	31-30	Albuquerque
2-16-27	NAU	36-35	at Flagstaff
1-27-28	NAU	39-36	Albuquerque
1-28-28	NAU	42-35	Albuquerque
21-1-29	NAU	35-27	at Flagstaff
2-2-29	New Mexico	37-24	at Flagstaff
2-27-29	NAU	35-33	Albuquerque
2-28-29	New Mexico	39-37	Albuquerque
1-31-30	NAU	31-19	Albuquerque
2-1-30	New Mexico	27-19	Albuquerque
2-28-30	NAU	35-30	at Flagstaff
3-1-30	New Mexico	32-20	at Flagstaff
2-6-31	New Mexico	36-18	at Flagstaff
2-7-31	New Mexico	29-21	at Flagstaff
1-15-32	NAU	39-32	Albuquerque
1-16-32	New Mexico	38-33	Albuquerque
2-26-32	NAU	41-28	at Flagstaff
2-27-32	NAU	34-26	at Flagstaff
1-13-33	New Mexico	32-22	at Flagstaff
1-14-33	New Mexico	35-28	at Flagstaff
2-24-33	NAU	38-23	Albuquerque
2-25-33	New Mexico	49-31	Albuquerque
1-5-34	New Mexico	45-21	at Flagstaff
1-6-34	NAU	31-29	at Flagstaff
2-2-34	New Mexico	46-33	Albuquerque
2-3-34	NAU	42-31	Albuquerque
1-11-35	NAU	47-35	Albuquerque
1-12-35	NAU	39-27	Albuquerque
2-1-35	New Mexico	32-28	at Flagstaff
2-2-35	NAU	42-36	at Flagstaff
1-10-36	New Mexico	46-27	at Flagstaff
1-11-36	NAU	46-38	at Flagstaff
2-7-36	NAU	45-43	Albuquerque
2-8-36	NAU	33-32	Albuquerque
1-15-37	New Mexico	54-46	Albuquerque
1-16-37	NAU	44-28	Albuquerque
2-17-37	NAU	41-27	at Flagstaff
2-18-37	NAU	37-35	at Flagstaff
1-7-38	NAU	46-45	at Flagstaff
1-8-38	NAU	48-38	at Flagstaff
2-18-38	New Mexico	47-38	Albuquerque
2-19-38	New Mexico	51-38	Albuquerque
1-11-39	New Mexico	47-36	Albuquerque
1-12-39	NAU	38-28	Albuquerque
2-22-39	NAU	55-52	at Flagstaff
2-23-39	NAU	60-43	at Flagstaff
1-12-40	NAU	66-43	at Flagstaff
1-13-40	NAU	46-31	at Flagstaff
2-17-40	NAU	57-28	Albuquerque
2-19-40	New Mexico	29-28	Albuquerque
1-10-41	New Mexico	46-44	Albuquerque
1-11-41	New Mexico	38-36	Albuquerque
2-8-41	NAU	57-55	at Flagstaff
2-3-42	NAU	38-28	Albuquerque
2-9-42	NAU	53-42	at Flagstaff
1-20-45	New Mexico	36-33	at Flagstaff
1-17-46	NAU	54-44	Albuquerque
2-5-47	NAU	65-49	at Flagstaff
2-20-47	New Mexico	63-47	Albuquerque
1-7-48	New Mexico	61-53	Albuquerque
2-7-48	NAU	54-33	at Flagstaff
1-10-49	New Mexico	40-30	at Flagstaff
2-12-49	New Mexico	46-41	Albuquerque
2-24-50	NAU	58-52	at Flagstaff
3-2-50	New Mexico	68-56	Albuquerque
12-9-50	New Mexico	64-62	at Gallup, N.M.
1-10-51	New Mexico	73-41	Albuquerque
2-22-51	New Mexico	77-54	at Flagstaff
2-19-52	NAU	58-56	at Flagstaff
2-13-52	New Mexico	74-55	Albuquerque
12-19-52	New Mexico	83-69	at Flagstaff
2-23-53	NAU	57-50	at Gallup, N.M.
12-19-53	New Mexico	64-50	Albuquerque
12-3-58	New Mexico	76-61	at Santa Fe, N.M.
12-7-81	New Mexico	60-50	Albuquerque
12-1-84	NAU	64-56	Albuquerque
1-5-02	New Mexico	70-57	Albuquerque
1-7-03	New Mexico	59-57	Albuquerque
11-27-04	New Mexico	81-70	Albuquerque
12-16-09	New Mexico	96-57	Albuquerque

**Northern Colorado**  
New Mexico leads 4-0  
Home 3-0 (Pit 2-0), Road 1-0, Neutral 0-0  
1-26-26 New Mexico 29-24 at Greeley  
12-15-60 New Mexico 95-86 Albuquerque  
12-12-70 New Mexico 72-45 Albuquerque  
12-9-04 New Mexico 86-52 Albuquerque

**Northern Iowa**  
Northern Iowa leads 1-0  
Home 0-0 (Pit 0-0), Road 0-0, Neutral 0-1  
12-23-10 Northern Iowa 66-60 Las Vegas>  
12-12-15 New Mexico 76-57 Albuquerque

**Northern New Mexico**  
New Mexico leads 1-0  
Home 1-0 (Pit 1-0), Road 0-0, Neutral 0-0  
11-11-17 New Mexico 147-76 Albuquerque

**Northwestern (La.) State**  
New Mexico leads 2-0  
Home 2-0 (Pit 2-0), Road 0-0, Neutral 0-0  
11-25-02 New Mexico 60-56 Albuquerque  
12-28-03 New Mexico 87-51 Albuquerque

**Northwood**  
New Mexico leads 1-0  
Home 1-0 (Pit 1-0), Road 0-0, Neutral 0-0  
11-24-10 New Mexico 78-56 Albuquerque

**Notre Dame**  
Notre Dame leads 1-0  
Home 0-0 (Pit 0-0), Road 0-1, Neutral 0-0  
3-19-09 Notre Dame 70-68 Notre Dame, Ind.#

**Occidental**  
Series tied 1-1  
Home 1-0 (Pit 1-0), Road 0-0, Neutral 0-1  
12-8-55 Occidental 57-53 at Santa Fe, N.M.  
12-13-68 New Mexico 100-63 Albuquerque

**Ohio State**  
Series tied 1-1  
Home 1-1 (Pit 1-1), Road 0-0, Neutral 0-0  
12-27-87 New Mexico 74-65 Albuquerque  
3-25-88 Ohio State 68-65 Albuquerque#

**Oklahoma**  
Oklahoma leads 2-0  
Home 0-1 (Pit 0-1), Road 0-1, Neutral 0-0  
2-20-88 Oklahoma 120-100 at Norman  
12-8-88 Oklahoma 100-96 Albuquerque

**Oklahoma Christian**  
New Mexico leads 2-0  
Home 2-0 (Pit 1-0), Road 0-0, Neutral 0-0  
1-3-64 New Mexico 92-40 Albuquerque  
12-9-71 New Mexico 88-81 (OT) Albuquerque

**Oklahoma City**  
Oklahoma City leads 2-1  
Home 1-2 (Pit 0-0), Road 0-1, Neutral 0-0  
12-23-48 New Mexico 38-36 Albuquerque  
1-29-57 Oklahoma City 107-86 Albuquerque  
1-3-58 Oklahoma City 89-60 at Oklahoma City

**Oklahoma State**  
New Mexico leads 3-1  
Home 2-0 (Pit 2-0), Road 0-0, Neutral 1-1  
12-23-86 New Mexico 90-74 Albuquerque  
3-20-90 New Mexico 90-88 Albuquerque#  
3-14-91 Oklahoma State 67-54 at College Park, Md. @  
12-17-11 New Mexico 66-56 at Oklahoma City

**Old Dominion**  
New Mexico leads 1-0  
Home 0-0 (Pit 0-0), Road 0-0, Neutral 0-1  
3-14-97 New Mexico 59-55 at Pittsburgh, Pa. @

**Omaha**  
New Mexico leads 1-0  
Home 1-0 (Pit 1-0), Road 0-0, Neutral 0-0  
11-14-17 New Mexico 103-71 Albuquerque

**Oral Roberts**  
Series tied 1-1  
Home 1-0 (Pit 1-0), Road 0-1, Neutral 0-0  
12-17-08 New Mexico 66-63 Albuquerque  
12-23-09 Oral Roberts 66-75 at Tulsa  
12-1-15 New Mexico 91-75 Albuquerque

**Oregon**  
New Mexico leads 6-2  
Home 4-1 (Pit 3-1), Road 1-1, Neutral 1-0  
12-8-61 New Mexico 56-46 Albuquerque  
12-1-67 New Mexico 64-60 at Eugene  
12-6-69 Oregon 61-59 Albuquerque  
12-28-71 New Mexico 76-61 at Portland  
3-22-88 New Mexico 78-59 Albuquerque#  
3-16-90 New Mexico 89-78 Albuquerque#  
11-22-04 Oregon 79-75 at Eugene  
12-17-05 New Mexico 68-61 Albuquerque

**Oregon State**  
New Mexico leads 4-2  
Home 2-1 (Pit 2-1), Road 2-0, Neutral 1-0  
12-30-71 Oregon State 81-69 at Portland  
12-2-72 New Mexico 84-79 (OT) at Corvallis  
12-3-73 New Mexico 89-75 Albuquerque  
2-26-85 New Mexico 72-65 at Corvallis  
11-30-85 New Mexico 81-63 Albuquerque  
3-13-87 Oregon State 85-82 Albuquerque#

**Pacific**  
New Mexico leads 2-0  
Home 2-0 (Pit 1-0), Road 0-0, Neutral 0-0  
12-4-63 New Mexico 76-48 Albuquerque  
11-23-01 New Mexico 85-66 Albuquerque

**Panhandle A & M**  
New Mexico leads 1-0  
Home 1-0 (Pit 0-0), Road 0-0, Neutral 0-0  
2-1-64 New Mexico .....57-36 Albuquerque

**Pasadena College**  
Pasadena College leads 1-0  
Home 1-0 (Pit 0-0), Road 0-0, Neutral 0-0  
12-15-53 Pasadena College .....71-62 Albuquerque

**Pepperdine**  
New Mexico leads 5-2  
Home 5-1 (Pit 5-1), Road 0-1, Neutral 0-0  
1-3-48 Pepperdine .....59-43 at Mailbu, Calif.  
12-6-67 New Mexico .....93-58 Albuquerque  
3-17-88 New Mexico .....86-75 Albuquerque#  
3-21-89 New Mexico .....86-69 Albuquerque#  
3-20-01 New Mexico .....81-78 Albuquerque#  
12-29-02 Pepperdine .....88-68 Albuquerque  
11-29-06 New Mexico .....101-96 Albuquerque

**Pennsylvania**  
Series tied 1-1  
Home 1-1 (Pit 1-1), Road 0-0, Neutral 0-0  
12-29-92 New Mexico .....54-51 Albuquerque  
12-22-18 Penn .....75-65 Albuquerque

**Penn State**  
Series tied 1-1  
Home 1-0 (Pit 1-0), Road 0-0, Neutral 0-1  
3-28-90 Penn State .....83-81 (OT) at New York City#  
12-29-03 New Mexico .....82-63 Albuquerque

**Phillips University**  
New Mexico leads 2-0  
Home 2-0 (Pit 0-0), Road 0-0, Neutral 0-0  
12-29-53 New Mexico .....69-67 Albuquerque  
12-30-53 New Mexico .....64-38 Albuquerque

**Portland**  
Series tied 1-1  
Home 1-1 (Pit 1-1), Road 0-0, Neutral 0-0  
12-1-03 Portland .....77-71 Albuquerque  
11-25-12 New Mexico .....69-54 Albuquerque

**Portland State**  
New Mexico leads 3-0  
Home 3-0 (Pit 3-0), Road 0-0, Neutral 0-0  
12-19-75 New Mexico .....85-82 Albuquerque  
1-5-77 New Mexico .....109-82 Albuquerque  
12-28-02 New Mexico .....69-52 Albuquerque

**Prairie View A & M**  
New Mexico leads 2-0  
Home 2-0 (Pit 2-0), Road 0-0, Neutral 0-0  
12-3-88 New Mexico .....100-75 Albuquerque  
12-22-17 New Mexico .....87-78 Albuquerque

**Presbyterian**  
New Mexico leads 1-0  
Home 1-0 (Pit 1-0), Road 0-0, Neutral 0-0  
11-16-07 New Mexico .....88-57 Albuquerque

**Princeton**  
New Mexico leads 1-0  
Home 1-0 (Pit 1-0), Road 0-0, Neutral 0-0  
12-29-82 New Mexico .....52-46 Albuquerque

**Puget Sound**  
New Mexico leads 1-0  
Home 1-0 (Pit 1-0), Road 0-0, Neutral 0-0  
1-4-78 New Mexico .....102-89 Albuquerque

**Purdue**  
New Mexico leads 1-1  
Home 0-0 (Pit 0-0), Road 0-1, Neutral 1-0  
12-23-63 New Mexico .....63-61 at W. Lafayette  
12-5-16 Purdue .....91-75 at Purdue

**Regis**  
Regis leads 3-0  
Home 0-0 (Pit 0-0), Road 0-2, Neutral 0-1  
2-23-48 Regis .....49-44 at Denver  
1-31-55 Regis .....64-49 at Denver  
12-10-56 Regis .....79-75 at Durango, Colo.

**Rhode Island**  
New Mexico leads 1-0  
Home 1-0 (Pit 1-0), Road 0-0, Neutral 0-0  
12-28-67 New Mexico .....75-62 Albuquerque

**Rice**  
New Mexico leads 5-2  
Home 3-2 (Pit 3-1), Road 1-0, Neutral 1-0  
12-22-58 Rice .....81-69 Albuquerque  
12-30-93 New Mexico .....90-75 Albuquerque  
1-18-97 New Mexico .....69-61 at Houston  
2-13-97 New Mexico .....81-64 Albuquerque  
3-4-99 New Mexico .....51-49 at Las Vegas\*  
12-19-15 Rice .....90-89 Albuquerque  
12-19-17 New Mexico .....78-69 Albuquerque

**Rider**  
New Mexico leads 1-0  
Home 1-0 (Pit 1-0), Road 0-0, Neutral 0-0  
12-23-87 New Mexico .....108-84 Albuquerque

**Rutgers**  
Rutgers leads 1-0  
Home 0-0 (Pit 0-0), Road 0-0, Neutral 0-1  
3-14-67 Rutgers .....65-62 at New York City#

**Sacramento State**  
New Mexico leads 3-0  
Home 3-0 (Pit 3-0), Road 0-0, Neutral 0-0  
12-19-98 New Mexico .....102-71 Albuquerque  
12-8-03 New Mexico .....77-63 Albuquerque  
11-12-06 New Mexico .....92-56 Albuquerque

**St. Bonaventure**  
New Mexico leads 1-0  
Home 1-0 (Pit 1-0), Road 0-0, Neutral 0-0  
11-17-07 New Mexico .....81-54 Albuquerque

**St. John's**  
St. John's leads 3-0  
Home 0-2 (Pit 0-2), Road 0-0, Neutral 0-1  
3-15-65 St. John's .....61-54 at New York City#  
12-23-71 St. John's .....95-92 Albuquerque  
11-20-99 St. John's .....70-62 Albuquerque~

**St. Joseph's**  
Series tied 1-1  
Home 1-1 (Pit 1-1), Road 0-0, Neutral 0-0  
12-19-69 New Mexico .....78-77 Albuquerque  
12-30-99 St. Joseph's .....81-76 Albuquerque

**St. Louis**  
Series tied 3-2  
Home 2-1 (Pit 2-1), Road 1-1, Neutral 0-1  
1-22-72 New Mexico .....73-67 at St. Louis  
1-8-73 New Mexico .....87-67 Albuquerque  
3-23-89 St. Louis .....66-65 Albuquerque#  
3-26-90 St. Louis .....80-73 at New York City#  
12-31-11 New Mexico .....64-60 Albuquerque  
12-31-12 St. Louis .....60-46 at St. Louis

**St. Mary's**  
New Mexico leads 2-1  
Home 2-0 (Pit 2-0), Road 0-0, Neutral 0-1  
12-17-68 New Mexico .....77-55 Albuquerque  
12-28-01 New Mexico .....72-62 Albuquerque  
12-7-18 St. Mary's .....85-60 Los Angeles

**Sam Houston State**  
New Mexico leads 2-0  
Home 2-0 (Pit 2-0), Road 0-0, Neutral 0-0  
12-21-96 New Mexico .....76-55 Albuquerque  
11-26-99 New Mexico .....71-61 Albuquerque

**San Diego**  
New Mexico leads 7-2  
Home 5-1 (Pit 5-1), Road 2-1, Neutral 0-0  
11-24-85 New Mexico .....61-46 Albuquerque  
11-27-88 San Diego .....64-53 Albuquerque  
1-6-04 New Mexico .....88-75 Albuquerque  
12-22-05 San Diego .....63-56 at San Diego  
12-8-07 New Mexico .....57-47 Albuquerque  
12-10-08 New Mexico .....57-54 at San Diego  
12-9-09 New Mexico .....82-78 at San Diego  
11-28-10 New Mexico .....75-46 Albuquerque  
11-30-13 New Mexico .....73-66 Albuquerque

**San Diego State**  
New Mexico leads 48-42  
Home 30-12 (Pit 30-12), Road 13-27, Neutral 5-3  
1-2-76 San Diego State .....78-58 at San Diego  
12-20-76 New Mexico .....107-104 at San Diego  
1-25-79 San Diego State .....78-72 at San Diego  
2-24-79 New Mexico .....84-78 Albuquerque  
1-19-80 New Mexico .....73-72 Albuquerque  
2-14-80 San Diego State .....76-64 at San Diego  
1-30-81 New Mexico .....100-98 Albuquerque  
3-7-81 San Diego State .....92-84 at San Diego  
1-14-82 San Diego State .....78-62 at San Diego  
2-20-82 San Diego State .....86-79 Albuquerque  
2-3-83 San Diego State .....61-37 Albuquerque  
3-5-83 San Diego State .....77-73 at San Diego  
1-14-84 San Diego State .....74-68 Albuquerque  
2-11-84 San Diego State .....61-60 at San Diego  
1-18-85 New Mexico .....94-85 Albuquerque  
2-16-85 San Diego State .....99-80 at San Diego  
3-8-85 San Diego State .....98-84 at El Paso\*  
1-16-86 San Diego State .....71-68 at San Diego  
3-1-86 New Mexico .....95-92 (OT) Albuquerque  
1-3-87 New Mexico .....88-84 at San Diego  
2-14-87 New Mexico .....76-66 Albuquerque  
1-14-88 San Diego State .....64-59 at San Diego  
2-12-88 New Mexico .....93-85 Albuquerque  
1-21-89 New Mexico .....83-76 at San Diego  
3-2-89 New Mexico .....102-72 Albuquerque  
1-18-90 San Diego State .....78-62 at San Diego  
2-24-90 New Mexico .....91-69 Albuquerque  
1-17-91 San Diego State .....52-51 at San Diego  
1-24-91 New Mexico .....79-68 Albuquerque  
1-16-92 New Mexico .....90-68 Albuquerque  
1-25-92 New Mexico .....71-61 at San Diego

1-17-93 New Mexico .....77-52 at San Diego  
2-20-93 New Mexico .....71-55 Albuquerque  
1-13-94 New Mexico .....72-59 Albuquerque  
2-17-94 New Mexico .....65-61 at San Diego  
3-10-94 New Mexico .....61-46 at Salt Lake\*  
1-9-95 San Diego State ..72-69 (OT) at San Diego  
2-25-95 New Mexico .....67-42 Albuquerque  
1-8-96 New Mexico .....77-74 Albuquerque  
2-22-96 New Mexico .....83-78 at San Diego  
3-7-96 New Mexico .....94-75 Albuquerque\*  
1-7-99 New Mexico .....90-60 Albuquerque  
2-8-99 New Mexico .....85-60 at San Diego  
2-5-00 New Mexico .....78-57 at San Diego  
2-26-00 New Mexico .....78-49 Albuquerque  
1-8-01 New Mexico .....75-57 at San Diego  
2-17-01 New Mexico .....72-64 Albuquerque  
2-2-02 San Diego State .....78-65 Albuquerque  
2-28-02 San Diego State .....84-71 at San Diego  
1-25-03 New Mexico .....66-62 Albuquerque  
2-24-03 San Diego State .....89-73 at San Diego  
2-2-04 San Diego State .....72-68 at San Diego  
2-28-04 New Mexico .....72-60 Albuquerque  
1-31-05 New Mexico .....88-71 Albuquerque  
2-26-05 New Mexico .....78-61 at San Diego  
3-11-05 New Mexico .....77-67 at Denver\$  
1-25-06 San Diego State .....75-69 at San Diego  
2-25-06 San Diego State .....73-66 Albuquerque  
1-17-07 San Diego State .....73-68 at San Diego  
2-20-07 San Diego State ..81-74 (OT) Albuquerque  
1-12-08 San Diego State .....72-67 Albuquerque  
2-13-08 New Mexico .....73-63 at San Diego  
1-21-09 San Diego State .....81-76 at San Diego  
2-21-09 New Mexico .....75-49 Albuquerque  
1-5-10 San Diego State .....74-64 at San Diego  
2-6-10 New Mexico .....88-86 (OT) Albuquerque  
3-12-10 San Diego State .....72-69 at Las Vegas\$  
1-15-11 San Diego State .....87-77 Albuquerque  
2-16-11 San Diego State .....68-62 at San Diego  
1-18-12 San Diego State .....75-70 Albuquerque  
2-15-12 New Mexico .....77-67 at San Diego  
3-10-12 New Mexico .....68-59 at Las Vegas\$  
1-26-13 San Diego State .....55-34 at San Diego  
2-27-13 New Mexico .....70-60 Albuquerque  
3-15-13 New Mexico .....60-50 at Las Vegas\$  
2-22-14 New Mexico .....55-44 Albuquerque  
3-8-14 San Diego State .....48-51 at San Diego  
3-15-14 New Mexico .....64-58 at Las Vegas\$  
1-6-15 San Diego State .....56-42 at San Diego  
2-17-15 San Diego State .....63-46 Albuquerque  
2-6-16 San Diego State ..78-71 (OT) at San Diego  
3-1-16 San Diego State .....83-56 Albuquerque  
1-1-17 New Mexico .....68-62 at San Diego  
3-4-17 New Mexico .....64-59 Albuquerque  
1-20-18 New Mexico .....79-75 Albuquerque  
3-10-18 San Diego State .....82-75 at Las Vegas\$  
1-15-19 San Diego State .....97-77 at San Diego  
2-5-19 New Mexico .....83-70 Albuquerque  
1-29-20 San Diego State .....85-57 Albuquerque  
2-11-20 San Diego State .....82-59 at San Diego

**San Francisco**  
Series tied 2-2  
Home 2-1 (Pit 2-1), Road 0-0, Neutral 0-1  
12-20-68 New Mexico .....82-71 Albuquerque  
3-14-74 San Francisco .....64-61 at Tucson@  
11-24-90 New Mexico .....94-77 Albuquerque  
11-17-94 San Francisco .....80-74 Albuquerque%

**San Francisco State**  
New Mexico leads 1-0  
Home 1-0 (Pit 1-0), Road 0-0, Neutral 0-0  
11-22-03 New Mexico .....95-42 Albuquerque

**San José State**  
New Mexico leads 16-3  
Home 9-1 (Pit 9-0), Road 5-2, Neutral 2-0  
12-21-61 New Mexico .....63-51 Albuquerque  
12-27-67 New Mexico .....93-75 Albuquerque  
3-5-97 New Mexico .....103-70Las Vegas, Nev.\*  
11-29-97 New Mexico .....86-57 Albuquerque  
1-13-99 New Mexico .....82-81 (OT) at San Jose  
2-11-99 New Mexico .....82-46 Albuquerque  
1-11-14 New Mexico .....69-65 at San Jose  
2-1-14 New Mexico .....72-47 Albuquerque  
1-31-15 New Mexico .....67-41 at San Jose  
1-23-16 New Mexico .....83-64 at San Jose  
2-13-16 New Mexico .....74-58 Albuquerque  
2-4-17 SJSU .....78-68 Albuquerque  
1-6-18 New Mexico .....80-47 Albuquerque  
2-3-18 New Mexico .....71-68 at San Jose  
2-13-19 New Mexico .....92-60 Albuquerque  
2-26-19 SJSU .....89-82 at San Jose  
1-1-20 SJSU .....88-85 at San Jose  
1-21-20 New Mexico .....86-59 Albuquerque  
3-4-20 New Mexico .....79-66 at Las Vegas\$

**Santa Clara**  
New Mexico leads 4-3  
Home 4-1 (Pit 4-1), Road 0-0, Neutral 0-2  
12-3-66 New Mexico .....72-54 Albuquerque  
3-15-68 Santa Clara .....86-73 Albuquerque@  
12-19-70 New Mexico .....91-62 Albuquerque  
11-25-83 Santa Clara .....54-50 at Anchorage  
3-16-89 New Mexico .....91-76 Albuquerque#  
11-13-04 New Mexico .....93-59 Albuquerque



11-24-11	Santa Clara.....	79-76 (OT)	Anaheim, Calif.&
<b>Seattle</b>			
New Mexico leads 3-0			
Home 2-0 (Pit 2-0), Road 1-0, Neutral 0-0			
1-7-67	New Mexico.....	80-60	Albuquerque
12-2-67	New Mexico.....	68-63	at Seattle
12-30-72	New Mexico.....	70-54	Albuquerque
<b>Seton Hall</b>			
Seton Hall leads 2-0			
Home 0-0 (Pit 0-0), Road 0-0, Neutral 0-2			
12-19-49	Seton Hall.....	62-44	at South Orange, N.J.
11-27-87	Seton Hall.....	88-67	at New York City#
<b>Simon Fraser</b>			
New Mexico leads 5-0			
Home 5-0 (Pit 5-0), Road 0-0, Neutral 0-0			
11-21-93	New Mexico.....	101-57	Albuquerque
11-17-95	New Mexico.....	81-67	Albuquerque
11-18-96	New Mexico.....	107-54	Albuquerque
11-20-98	New Mexico.....	86-73	Albuquerque
11-6-99	New Mexico.....	85-64	Albuquerque
<b>South Carolina</b>			
South Carolina leads 1-0			
Home 0-0 (Pit 0-0), Road 0-0, Neutral 0-1			
12-29-69	South Carolina.....	85-62	at New Orleans
<b>South Carolina State</b>			
New Mexico leads 1-0			
Home 1-0 (Pit 1-0), Road 0-0, Neutral 0-0			
11-18-05	New Mexico.....	56-47	Albuquerque
<b>South Dakota State</b>			
South Dakota State leads 2-0			
Home 0-1 (Pit 0-1), Road 0-0, Neutral 0-0			
12-22-12	South Dakota State.....	70-65	Albuquerque
<b>South Florida</b>			
New Mexico leads 1-0			
Home 1-0 (Pit 1-0), Road 0-0, Neutral 0-0			
3-15-00	New Mexico.....	64-58	Albuquerque#
<b>Southern</b>			
New Mexico leads 1-0			
Home 1-0 (Pit 1-0), Road 0-0, Neutral 0-0			
12-29-90	New Mexico.....	94-83	Albuquerque
<b>Southern California</b>			
Tied 6-7			
Home 4-2 (Pit 4-2), Road 1-5, Neutral 1-0			
12-18-54	USC.....	103-39	at Los Angeles
12-21-74	USC.....	84-74	at Los Angeles
12-30-76	New Mexico.....	87-75	Albuquerque
12-9-77	USC.....	93-80	at Los Angeles
12-19-79	USC.....	82-79	Albuquerque
12-4-81	USC.....	80-71	at Los Angeles
12-2-82	New Mexico.....	77-74	Albuquerque
11-27-83	New Mexico.....	74-60	at Anchorage
11-11-97	New Mexico.....	98-76	Albuquerque
12-10-11	New Mexico.....	44-41	at Los Angeles
12-5-12	New Mexico.....	75-67	Albuquerque
11-30-14	USC.....	66-54	Albuquerque
11-21-15	USC.....	90-82	at Los Angeles
<b>Southern Colorado</b>			
New Mexico leads 1-0			
Home 1-0 (Pit 1-0), Road 0-0, Neutral 0-0			
11-30-82	New Mexico.....	97-71	Albuquerque
<b>Southern Illinois</b>			
New Mexico leads 1-0			
Home 0-0 (Pit 0-0), Road 1-0, Neutral 0-0			
12-1-10	New Mexico.....	74-59	at Carbondale
<b>Southern Methodist (SMU)</b>			
New Mexico leads 3-0			
Home 1-0 (Pit 1-0), Road 1-0, Neutral 1-0			
1-11-97	New Mexico.....	78-58	Albuquerque
2-6-97	New Mexico.....	75-72	at Dallas
3-5-99	New Mexico.....	57-56	at Las Vegas*
<b>Southern Mississippi</b>			
New Mexico leads 2-0			
Home 2-0 (Pit 1-0), Road 0-0, Neutral 0-0			
12-23-50	New Mexico.....	53-51	Albuquerque
12-6-08	New Mexico.....	60-58	Albuquerque
<b>Southern Utah</b>			
New Mexico leads 3-1			
Home 3-1 (Pit 3-1), Road 0-0, Neutral 0-0			
12-11-99	New Mexico.....	62-57	Albuquerque
12-21-02	Southern Utah.....	69-57	Albuquerque
11-20-05	New Mexico.....	62-48	Albuquerque
11-28-07	New Mexico.....	57-48	Albuquerque
<b>Southeast Missouri State</b>			
New Mexico leads 1-0			
Home 1-0 (Pit 1-0), Road 0-0, Neutral 0-0			
11-14-08	New Mexico.....	102-59	Albuquerque

<b>Southwest Oklahoma State</b>			
New Mexico leads 1-0			
Home 1-0 (Pit 0-0), Road 0-0, Neutral 0-0			
2-4-63	New Mexico.....	91-53	Albuquerque
<b>Stanford</b>			
Stanford leads 3-1			
Home 1-1 (Pit 1-1), Road 0-1, Neutral 0-1			
12-28-74	New Mexico.....	78-63	Albuquerque
1-20-01	Stanford.....	75-44	at Stanford
11-17-01	Stanford.....	81-66	Albuquerque
3-21-14	Stanford.....	53-58	at St. Louis@
<b>Stephen F. Austin</b>			
New Mexico leads 2-0			
Home 2-0 (Pit 2-0), Road 0-0, Neutral 0-0			
11-27-94	New Mexico.....	122-105	Albuquerque
11-24-99	New Mexico.....	98-61	Albuquerque
<b>Stetson</b>			
Series tied 1-1			
Home 1-0 (Pit 1-0), Road 0-1, Neutral 0-0			
2-2-74	Stetson.....	67-65	at DeLand, Fla.
12-9-74	New Mexico.....	90-82	Albuquerque
<b>Syracuse</b>			
Syracuse leads 2-1			
Home 0-1 (Pit 0-1), Road 0-0, Neutral 1-1			
3-11-67	New Mexico.....	66-64	at New York City#
12-30-77	Syracuse.....	96-91	Albuquerque
3-15-98	Syracuse.....	56-46	at Lexington, Ky. @
<b>Temple</b>			
Series tied 1-1			
Home 1-0 (Pit 1-0), Road 0-1, Neutral 0-0			
12-21-68	New Mexico.....	83-70	Albuquerque
11-15-00	Temple.....	61-49	at Philadelphia%
<b>Tennessee</b>			
Series tied 2-2			
Home 2-0 (Pit 2-0), Road 0-2, Neutral 0-0			
12-5-89	Tennessee.....	96-85 (OT)	at Knoxville
12-20-90	New Mexico.....	83-80	Albuquerque
1-4-03	Tennessee.....	71-64	at Knoxville
12-18-04	New Mexico.....	77-58	Albuquerque
<b>Tennessee State</b>			
New Mexico leads 1-0			
Home 1-0 (Pit 1-0), Road 0-0, Neutral 0-0			
12-21-91	New Mexico.....	107-59	Albuquerque
<b>Tennessee Tech</b>			
Series Tied 1-1			
Home 1-1 (Pit 1-1), Road 0-0, Neutral 0-0			
12-8-01	New Mexico.....	87-80	Albuquerque
11-21-17	Tennessee Tech.....	104-96	Albuquerque
<b>Texas</b>			
New Mexico leads 2-1			
Home 1-1 (Pit 1-1), Road 1-0, Neutral 0-0			
3-13-86	Texas.....	69-66	Albuquerque#
12-6-86	New Mexico.....	82-72	Albuquerque
12-30-87	New Mexico.....	86-74	at Austin
<b>Texas A&amp;M</b>			
New Mexico leads 6-2			
Home 4-1 (Pit 4-1), Road 1-0, Neutral 1-1			
12-29-66	New Mexico.....	85-54	Albuquerque
12-22-71	New Mexico.....	95-73	Albuquerque
3-8-79	Texas A&M.....	79-68	Albuquerque#
3-12-85	New Mexico.....	80-67	Albuquerque#
12-10-91	New Mexico.....	94-72	at College Station
12-3-92	New Mexico.....	71-69	Albuquerque
12-12-09	New Mexico.....	84-81	at Houston
11-23-14	Texas A&M.....	64-51	San Juan, P.R./
<b>Texas-Arlington</b>			
New Mexico leads 4-0			
Home 4-0 (Pit 4-0), Road 0-0, Neutral 0-0			
11-23-90	New Mexico.....	136-99	Albuquerque
11-24-95	New Mexico.....	76-56	Albuquerque
1-3-05	New Mexico.....	64-55	Albuquerque
12-29-05	New Mexico.....	63-51	Albuquerque
<b>Texas Christian (TCU)</b>			
New Mexico leads 16-7			
Home 10-0 (Pit 10-0), Road 4-5, Neutral 2-2			
12-29-64	New Mexico.....	76-58	at El Paso
12-29-80	New Mexico.....	76-69	Albuquerque
1-9-97	New Mexico.....	79-64	Albuquerque
2-8-97	TCU.....	80-59	at Fort Worth
1-5-98	New Mexico.....	98-77	Albuquerque
2-21-98	TCU.....	95-64	Albuquerque
3-6-98	New Mexico.....	80-73	at Las Vegas*
1-11-06	New Mexico.....	56-54	Albuquerque
2-11-06	New Mexico.....	53-42	at Fort Worth
1-3-07	TCU.....	64-52	at Fort Worth
2-17-07	New Mexico.....	74-58	Albuquerque
3-6-07	TCU.....	62-54	at Las Vegas\$
1-15-08	TCU.....	74-72	at Fort Worth
2-16-08	New Mexico.....	64-48	Albuquerque
1-24-09	New Mexico.....	69-52	at Fort Worth
2-24-09	New Mexico.....	76-62	Albuquerque
1-30-10	New Mexico.....	73-57	at Fort Worth
3-3-10	New Mexico.....	73-66	Albuquerque

1-26-11	New Mexico.....	71-46	Albuquerque
2-26-11	New Mexico.....	80-70	at Fort Worth
1-28-12	New Mexico.....	71-54	Albuquerque
2-25-12	TCU.....	83-64	at Fort Worth
11-24-17	TCU.....	69-67	Niceville, Fla.
<b>Texas-El Paso (UTEP)</b>			
New Mexico leads 78-67			
Home 50-21 (Pit 28-10), Road 27-42, Neutral 1-5			
2-21-29	New Mexico.....	46-27	at El Paso
2-24-30	New Mexico.....	49-26	Albuquerque
1-31-33	New Mexico.....	50-30	at El Paso
2-1-33	New Mexico.....	48-36	at El Paso
1-12-34	New Mexico.....	41-20	Albuquerque
1-13-34	New Mexico.....	30-29	Albuquerque
2-17-36	New Mexico.....	70-23	Albuquerque
2-18-36	New Mexico.....	47-23	Albuquerque
1-29-37	New Mexico.....	56-37	at El Paso
1-30-37	New Mexico.....	50-31	at El Paso
2-8-37	New Mexico.....	42-25	Albuquerque
2-9-37	New Mexico.....	44-29	Albuquerque
2-4-38	New Mexico.....	51-45	Albuquerque
2-5-38	UTEP.....	40-32	Albuquerque
1-8-39	New Mexico.....	45-41	at El Paso
2-9-39	UTEP.....	39-36	at El Paso
1-8-40	UTEP.....	57-49	Albuquerque
1-9-40	UTEP.....	62-55	Albuquerque
2-5-40	UTEP.....	67-37	at El Paso
2-6-40	UTEP.....	62-36	at El Paso
12-12-40	UTEP.....	63-36	at El Paso
1-3-41	UTEP.....	50-27	Albuquerque
1-4-41	UTEP.....	58-36	Albuquerque
1-9-42	New Mexico.....	42-38	Albuquerque
2-20-42	UTEP.....	64-43	at El Paso
1-29-43	UTEP.....	58-48	Albuquerque
1-30-43	UTEP.....	59-32	Albuquerque
2-12-43	UTEP.....	57-53 (OT)	at El Paso
2-13-43	UTEP.....	51-43	at El Paso
1-12-45	New Mexico.....	59-37	Albuquerque
1-13-45	New Mexico.....	66-41	Albuquerque
2-3-45	New Mexico.....	46-43	at El Paso
1-11-46	New Mexico.....	45-36	at El Paso
2-11-46	New Mexico.....	61-27	Albuquerque
2-12-46	New Mexico.....	45-28	Albuquerque
12-17-46	New Mexico.....	67-58	at El Paso
1-15-47	New Mexico.....	68-56	Albuquerque
1-13-48	UTEP.....	72-42	at El Paso
2-10-48	New Mexico.....	44-43	Albuquerque
12-17-48	New Mexico.....	59-43	Albuquerque
2-4-48	UTEP.....	53-51	at El Paso
2-2-50	UTEP.....	69-41	at El Paso
2-13-50	New Mexico.....	63-55	Albuquerque
12-13-50	New Mexico.....	75-65	Albuquerque
2-17-51	New Mexico.....	61-55	at El Paso
12-14-51	New Mexico.....	79-70	Albuquerque
3-1-52	New Mexico.....	73-69	at El Paso
12-12-52	New Mexico.....	76-66	at El Paso
1-28-53	New Mexico.....	83-70	Albuquerque
12-3-55	UTEP.....	67-52	at El Paso
12-30-55	New Mexico.....	93-85 (OT)	Albuquerque
12-5-56	UTEP.....	75-65	at El Paso
12-28-56	UTEP.....	78-65	at Canyon, Tex.
12-20-57	New Mexico.....	55-54	Albuquerque
12-12-58	UTEP.....	68-53	at El Paso
12-10-59	UTEP.....	81-77 (OT)	Albuquerque
12-10-60	UTEP.....	81-75	at El Paso
12-15-61	UTEP.....	68-66	Albuquerque
12-29-61	UTEP.....	73-55	at El Paso
12-10-62	UTEP.....	67-44	at El Paso
2-8-64	UTEP.....	62-60	Albuquerque
12-30-64	New Mexico.....	55-47	at El Paso
1-21-65	New Mexico.....	69-58	at El Paso
2-12-66	UTEP.....	67-64 (OT)	Albuquerque
12-16-66	New Mexico.....	71-62	at El Paso
2-10-68	New Mexico.....	64-58	Albuquerque
12-14-68	New Mexico.....	65-61	Albuquerque
12-23-68	UTEP.....	71-61	at El Paso
2-5-70	UTEP.....	74-59	at El Paso
3-4-70	New Mexico.....	78-70	Albuquerque
1-16-71	New Mexico.....	65-63	Albuquerque
2-20-71	UTEP.....	68-67	at El Paso
1-15-72	New Mexico.....	68-44	Albuquerque
2-19-72	UTEP.....	65-42	at El Paso
2-3-73	New Mexico.....	79-64	Albuquerque
3-3-73	UTEP.....	63-60	at El Paso
1-19-74	UTEP.....	78-71	at El Paso
3-2-74	New Mexico.....	67-55	Albuquerque
2-1-75	UTEP.....	53-52	Albuquerque
3-8-75	UTEP.....	66-59	at El Paso
2-7-76	New Mexico.....	69-58	at El Paso
3-6-76	New Mexico.....	59-58	Albuquerque
1-22-77	New Mexico.....	67-59	Albuquerque
2-19-77	New Mexico.....	59-58	at El Paso
1-21-78	New Mexico.....	84-57	at El Paso
2-18-78	New Mexico.....	59-51	Albuquerque
2-3-79	New Mexico.....	64-59	Albuquerque
3-3-79	New Mexico.....	83-82	at El Paso
1-23-80	UTEP.....	90-70	at El Paso
3-1-80	UTEP.....	68-67	Albuquerque

1-28-84	UTEP	60-59	Albuquerque
2-25-84	UTEP	75-66	at El Paso
3-10-84	UTEP	44-38	at El Paso*
1-26-85	UTEP	71-69	at El Paso
2-23-85	UTEP	79-65	Albuquerque
1-25-86	UTEP	71-70 (OT)	Albuquerque
2-1-86	UTEP	68-54	at El Paso
1-26-87	New Mexico	75-69	Albuquerque
1-31-87	UTEP	107-90	at El Paso
1-30-88	New Mexico	70-69	at El Paso
2-26-88	New Mexico	74-63	Albuquerque
3-10-88	UTEP	74-61	at Provo*
1-28-89	New Mexico	70-67	Albuquerque
2-4-89	UTEP	73-60	at El Paso
3-10-89	UTEP	89-57	at Salt Lake*
1-30-90	UTEP	82-80 (OT)	Albuquerque
3-3-90	New Mexico	61-56	at El Paso
3-8-90	UTEP	78-61	at El Paso*
2-23-91	New Mexico	80-73	Albuquerque
3-2-91	New Mexico	72-70 (OT)	at El Paso
2-13-92	New Mexico	68-56	Albuquerque
3-7-92	UTEP	72-54	at El Paso
3-13-92	UTEP	83-72	at Ft. Collins*
1-30-93	New Mexico	65-62	at El Paso
2-6-93	New Mexico	60-53	Albuquerque
13-93	New Mexico	76-65	at Salt Lake*
1-29-94	New Mexico	79-72	at El Paso
2-5-94	New Mexico	80-78 (OT)	Albuquerque
1-21-95	New Mexico	66-63 (OT)	Albuquerque
1-21-95	UTEP	83-79	at El Paso
1-20-96	New Mexico	64-60	at El Paso
1-20-96	New Mexico	81-52	Albuquerque
1-25-97	New Mexico	61-49	Albuquerque
2-20-97	UTEP	71-62	at El Paso
1-24-98	New Mexico	76-69	at El Paso
2-19-98	New Mexico	95-71	Albuquerque
1-23-99	UTEP	67-49	at El Paso
2-20-99	New Mexico	81-65	Albuquerque
12-1-99	UTEP	84-69	at El Paso
12-18-99	UTEP	73-66	Albuquerque
11-26-05	New Mexico	76-72	Albuquerque
12-3-06	UTEP	87-63	at El Paso
1-2-08	New Mexico	86-85 (OT)	at El Paso
1-6-09	UTEP	73-60	Albuquerque
3-15-11	New Mexico	69-57	Albuquerque#
12-7-16	New Mexico	78-77	Albuquerque
12-2-17	UTEP	88-76	at El Paso
11-24-18	New Mexico	84-78	Albuquerque
11-19-19	UTEP	66-63	at El Paso

**Texas-Pan American**

New Mexico leads 4-0

Home 4-0 (Pit 4-0), Road 0-0, Neutral 0-0

1-5-84	New Mexico	75-63	Albuquerque
12-18-93	New Mexico	90-73	Albuquerque
11-29-95	New Mexico	80-56	Albuquerque
12-8-98	New Mexico	101-94	Albuquerque

**Texas Southern**

New Mexico leads 6-1

Home 6-1 (Pit 6-1), Road 0-0, Neutral 0-0

11-26-84	New Mexico	64-63	Albuquerque
12-7-87	New Mexico	64-61	Albuquerque
2-1-93	New Mexico	78-61	Albuquerque
11-28-94	Texas Southern	73-67	Albuquerque
11-21-97	New Mexico	90-67	Albuquerque
11-19-01	New Mexico	97-51	Albuquerque
11-13-15	New Mexico	86-57	Albuquerque

**Texas State**

New Mexico leads 2-0

Home 2-0 (Pit 2-0), Road 0-0, Neutral 0-0

12-28-90	New Mexico	99-82	Albuquerque
12-19-95	New Mexico	72-62	Albuquerque

**Texas Tech**

Texas Tech leads 43-42

Home 27-18 (Pit 8-2), Road 23-15, Neutral 0-2

2-24-31	New Mexico	32-29	Albuquerque
2-25-31	Texas Tech	29-24	Albuquerque
2-1-32	Texas Tech	39-32	at Lubbock
2-2-32	New Mexico	38-34	at Lubbock
1-31-33	New Mexico	50-30	at Lubbock
2-1-33	New Mexico	48-30	at Lubbock
2-10-33	Texas Tech	14-13	Albuquerque
2-11-33	Texas Tech	28-25	Albuquerque
2-15-35	New Mexico	37-35	Albuquerque
2-16-35	Texas Tech	31-28	Albuquerque
1-3-36	New Mexico	42-40	at Lubbock
1-4-36	Texas Tech	59-27	at Lubbock
2-3-36	New Mexico	43-25	Albuquerque
2-4-36	New Mexico	35-32	Albuquerque
2-12-37	New Mexico	36-35	Albuquerque
2-13-37	New Mexico	38-31	Albuquerque
1-14-38	New Mexico	50-40	at Lubbock
1-15-38	New Mexico	41-31	at Lubbock
2-9-38	Texas Tech	51-39	Albuquerque
2-10-38	Texas Tech	39-26	Albuquerque
2-3-39	Texas Tech	39-29	Albuquerque
2-4-39	Texas Tech	56-37	at Santa Fe, N.M
1-5-40	Texas Tech	43-28	at Lubbock
1-6-40	Texas Tech	40-31	at Lubbock
2-9-40	New Mexico	39-33	Albuquerque
2-10-40	Texas Tech	35-33	Albuquerque
2-3-41	Texas Tech	34-19	at Lubbock

2-4-41	Texas Tech	57-25	at Lubbock
2-24-41	Texas Tech	55-35	Albuquerque
2-25-41	Texas Tech	40-25	Albuquerque
1-15-42	Texas Tech	34-30	at Lubbock
2-25-42	Texas Tech	53-36	Albuquerque
1-8-43	New Mexico	35-28	Albuquerque
1-9-43	Texas Tech	37-29	Albuquerque
2-3-43	Texas Tech	37-31	at Lubbock
2-4-43	Texas Tech	32-30	at Lubbock
1-22-44	New Mexico	56-44	at Lubbock
2-4-44	New Mexico	61-36	Albuquerque
2-5-44	New Mexico	39-30	Albuquerque
1-22-45	New Mexico	47-39	Albuquerque
1-23-45	New Mexico	57-41	Albuquerque
2-10-45	New Mexico	42-38	at Lubbock
1-5-46	Texas Tech	63-55	at Lubbock
2-8-46	New Mexico	47-45	Albuquerque
2-9-46	Texas Tech	55-48	Albuquerque
3-2-46	New Mexico	49-44	Albuquerque
2-15-47	New Mexico	51-49	Albuquerque
2-28-47	Texas Tech	44-40	at Lubbock
12-17-47	Texas Tech	62-46	at Lubbock
2-18-48	New Mexico	50-43	Albuquerque
1-8-49	Texas Tech	58-50	Albuquerque
2-18-49	Texas Tech	53-51	at Lubbock
1-7-50	Texas Tech	48-44	Albuquerque
1-13-50	Texas Tech	59-55	at Lubbock
1-5-51	Texas Tech	59-50	at Lubbock
2-10-51	Texas Tech	62-53	Albuquerque
12-3-51	Texas Tech	57-52	at Lubbock
2-18-52	New Mexico	67-53	Albuquerque
12-29-52	Texas Tech	75-67	at Canyon, Tex.
12-1-59	Texas Tech	84-62	at Lubbock
12-6-62	New Mexico	90-66	Albuquerque
11-30-63	New Mexico	76-75	at Lubbock
12-5-64	New Mexico	72-57	Albuquerque
12-11-65	Texas Tech	78-68	at Lubbock
12-10-66	New Mexico	80-59	Albuquerque
12-9-67	New Mexico	60-58	at Lubbock
12-13-69	New Mexico	87-65	Albuquerque
12-14-70	New Mexico	73-72 (OT)	at Lubbock
12-11-71	New Mexico	82-63	Albuquerque
12-9-72	New Mexico	72-69 (OT)	at Lubbock
12-21-73	New Mexico	102-65	Albuquerque
12-14-74	Texas Tech	70-50	at Lubbock
12-1-90	New Mexico	66-55	at Lubbock
11-27-91	Texas Tech	58-56	Albuquerque
12-20-92	New Mexico	96-75	Albuquerque
12-8-93	New Mexico	82-76	at Lubbock
12-4-96	Texas Tech	77-68	at Lubbock
12-20-97	New Mexico	81-62	Albuquerque
12-18-02	Texas Tech	98-71	at Lubbock
12-6-03	Texas Tech	67-58	Albuquerque
1-1-07	Texas Tech	70-68	at Lubbock
12-15-07	New Mexico	80-63	Albuquerque
12-20-08	Texas Tech	86-78	at Lubbock
12-29-09	New Mexico	90-75	Albuquerque
12-29-10	New Mexico	61-60	at Lubbock

**Towson State**

New Mexico leads 1-0

Home 1-0 (Pit 1-0), Road 0-0, Neutral 0-0

12-30-89	New Mexico	96-68	Albuquerque
----------	------------	-------	-------------

**Troy**

New Mexico leads 1-0

Home 1-0 (Pit 1-0), Road 0-0, Neutral 0-0

12-29-04	New Mexico	88-66	Albuquerque
----------	------------	-------	-------------

**Tulane**

New Mexico leads 1-0

Home 1-0 (Pit 1-0), Road 0-0, Neutral 0-0

12-28-65	New Mexico	78-56	Albuquerque
----------	------------	-------	-------------

**Tulsa**

New Mexico leads 2-1

Home 1-0 (Pit 1-0), Road 0-1, Neutral 1-0

1-16-97	Tulsa	80-57	at Tulsa
2-16-97	New Mexico	57-51	Albuquerque
3-5-98	New Mexico	60-59	at Las Vegas*

**UAB**

New Mexico leads 1-0

Home 0-0 (Pit 0-0), Road 0-0, Neutral 1-0

11-21-13	New Mexico	97-94 (2OT)	at Charleson+
----------	------------	-------------	---------------

**UL Monroe**

New Mexico leads 1-0

Home 1-0 (Pit 1-0), Road 0-0, Neutral 0-0

12-13-14	New Mexico	54-46	Albuquerque
----------	------------	-------	-------------

**UNC Greensboro**

New Mexico leads 1-0

Home 1-0 (Pit 1-0), Road 0-0, Neutral 0-0

12-22-01	New Mexico	83-69	Albuquerque
----------	------------	-------	-------------

**UC Davis**

New Mexico leads 3-0

Home 3-0 (Pit 3-0), Road 0-0, Neutral 0-0

11-29-74	New Mexico	79-68	Albuquerque
12-20-78	New Mexico	86-74	Albuquerque
12-29-19	New Mexico	74-69	Albuquerque

<b>UC Riverside</b>			
New Mexico leads 1-0			
Home 1-0 (Pit 1-0), Road 0-0, Neutral 0-0			
11-14-09	New Mexico	67-51	Albuquerque

<b>UC Santa Barbara</b>			
Series tied 1-1			
Home 1-0 (Pit 0-0), Road 1-0, Neutral 0-0			
1-2-48	UCSB	58-39	at Santa Barbara
12-20-58	New Mexico	79-73	Albuquerque

<b>UCLA</b>			
Series tied 2-2			
Home 1-0 (Pit 1-0), Road 1-1, Neutral 0-1			
12-22-54	UCLA	106-41	at Los Angeles
12-10-83	New Mexico	65-60	at Los Angeles
11-23-87	New Mexico	77-66	Albuquerque*
12-6-97	UCLA	69-58	at Anaheim, Calif. A

<b>University of the South</b>			
New Mexico leads 1-0			
Home 0-0 (Pit 0-0), Road 0-0, Neutral 1-0			
12-30-18	New Mexico	103-47	at Hobbs HS

<b>UNLV</b>			
UNLV leads 37-25			
Home 14-14 (Pit 14-14), Road 9-21, Neutral 2-2			
1-17-76	UNLV	80-73	Albuquerque
1-7-77	UNLV	121-96	at Las Vegas
1-7-78	New Mexico	102-98	at Las Vegas
1-17-78	New Mexico	89-76	Albuquerque
1-27-79	New Mexico	102-99	at Las Vegas
2-23-79	New Mexico	110-100	Albuquerque
1-26-80	UNLV	84-78	at Las Vegas
2-22-80	UNLV	84-68	Albuquerque
12-26-80	UNLV	87-75	at Las Vegas
2-27-81	UNLV	88-81	Albuquerque
1-9-82	New Mexico	72-70	Albuquerque
2-26-82	UNLV	100-68	at Las Vegas
1-15-98	New Mexico	79-61	Albuquerque
2-16-98	New Mexico	75-66	at Las Vegas
3-7-98	UNLV	56-51	at Las Vegas*
1-17-00	UNLV	85-73	Albuquerque
3-4-00	UNLV	80-67	at Las Vegas
1-22-01	UNLV	80-72	at Las Vegas
2-19-01	New Mexico	75-56	Albuquerque
2-5-02	New Mexico	84-81 (OT)	Albuquerque
3-2-02	UNLV	91-82	at Las Vegas
3-7-02	UNLV	120-117 (2OT)	at Las Vegas\$
1-27-03	UNLV	75-66	Albuquerque
2-22-03	UNLV	74-69	at Las Vegas
1-31-04	UNLV	89-80	at Las Vegas
3-1-04	UNLV	78-75	Albuquerque
3-11-04	UNLV	55-53	at Denver, Colo.\$
1-29-05	New Mexico	62-58	Albuquerque
2-28-05	New Mexico	77-66	at Las Vegas
1-28-06	UNLV	67-56	at Las Vegas
3-1-06	New Mexico	47-39	Albuquerque
3-9-06	UNLV	65-64	at Denver, Colo.\$
1-27-07	UNLV	76-72	at Las Vegas
2-28-07	UNLV	85-83	Albuquerque
2-2-08	UNLV	79-60	at Las Vegas
3-4-08	New Mexico	59-45	Albuquerque
1-3-09	UNLV	60-58	at Las Vegas
2-7-09	New Mexico	73-69 (OT)	Albuquerque
1-9-10	UNLV	74-62	Albuquerque
2-10-10	New Mexico	76-66	at Las Vegas
1-22-11	UNLV	63-62	at Las Vegas
2-23-11	UNLV	77-74 (OT)	Albuquerque
1-21-12	UNLV	80-63	at Las Vegas
2-18-12	New Mexico	65-45	Albuquerque
3-9-12	New Mexico	72-67	at Las Vegas\$
1-9-13	New Mexico	65-60	Albuquerque
2-9-13	UNLV	64-55	at Las Vegas
3-16-13	New Mexico	63-56	at Las Vegas\$
1-15-14	UNLV	73-76	Albuquerque
2-19-14	New Mexico	68-56	at Las Vegas
1-21-15	New Mexico	71-69	at Las Vegas
2-21-15	UNLV	76-68	Albuquerque
1-12-16	UNLV	74-86	at Las Vegas
2-2-16	New Mexico	87-83	Albuquerque
1-10-17	UNLV	71-66	Albuquerque
2-1-17	New Mexico	80-77	at Las Vegas
1-17-18	New Mexico	85-81	at Las Vegas
2-25-18	New Mexico	91-90	Albuquerque
1-8-19	UNLV	80-69	Albuquerque
1-22-19			

3-7-53	Utah	96-73	at Salt Lake
1-8-54	New Mexico	65-60	at Salt Lake
3-6-54	Utah	80-76	Albuquerque
1-8-55	Utah	69-59	Albuquerque
3-4-55	Utah	85-42	at Salt Lake
1-14-56	Utah	87-73	Albuquerque
2-16-56	Utah	101-74	at Salt Lake
1-12-57	Utah	90-63	at Salt Lake
2-14-57	Utah	57-39	Albuquerque
1-16-58	Utah	86-55	Albuquerque
2-22-58	Utah	75-55	at Salt Lake
1-15-59	Utah	76-50	at Salt Lake
2-21-59	Utah	68-65	Albuquerque
1-14-60	Utah	112-81	Albuquerque
2-20-60	Utah	91-83	at Salt Lake
1-12-61	Utah	111-66	at Salt Lake
2-18-61	Utah	77-63	Albuquerque
1-13-62	Utah	72-65	Albuquerque
2-15-62	Utah	90-65	at Salt Lake
2-9-63	Utah	74-57	at Salt Lake
2-28-63	New Mexico	84-71	Albuquerque
1-11-64	Utah	67-65	at Salt Lake
3-7-64	New Mexico	93-65	Albuquerque
2-11-65	New Mexico	65-64	Albuquerque
3-5-65	Utah	78-76	at Salt Lake
1-15-66	Utah	57-55	Albuquerque
2-26-66	Utah	97-85	Albuquerque
1-20-67	Utah	66-64	at Salt Lake
2-25-67	New Mexico	64-56	Albuquerque
1-18-68	New Mexico	72-66	Albuquerque
2-17-68	Utah	71-64	at Salt Lake
1-16-69	Utah	77-76	at Salt Lake
3-1-69	New Mexico	102-80	Albuquerque
1-31-70	Utah	99-73	at Salt Lake
2-26-70	New Mexico	93-74	Albuquerque
1-9-71	New Mexico	78-77	Albuquerque
2-11-71	Utah	69-62	at Salt Lake
2-5-72	New Mexico	80-69	at Salt Lake
3-3-72	New Mexico	77-58	Albuquerque
1-13-73	New Mexico	78-75	Albuquerque
2-15-73	New Mexico	73-70	at Salt Lake
1-4-74	New Mexico	98-91	Albuquerque
2-8-74	Utah	92-76	at Salt Lake
1-24-75	New Mexico	76-66	Albuquerque
3-1-75	Utah	93-76	at Salt Lake
1-31-76	Utah	34-32	at Salt Lake
2-26-76	Utah	73-69	Albuquerque
1-27-77	Utah	94-84	at Salt Lake
2-26-77	New Mexico	81-77	Albuquerque
1-28-78	New Mexico	113-89	Albuquerque
2-23-78	Utah	95-92	at Salt Lake
1-11-79	Utah	101-90	at Salt Lake
2-10-79	New Mexico	84-68	Albuquerque
1-5-80	Utah	73-70	Albuquerque
1-31-80	Utah	77-68	at Salt Lake
1-17-81	Utah	82-76 (OT)	Albuquerque
2-19-81	Utah	90-73	at Salt Lake
1-2-82	Utah	71-65	at Salt Lake
3-4-82	New Mexico	85-71	Albuquerque
1-27-83	Utah	70-67	at Salt Lake
2-26-83	Utah	62-61	Albuquerque
2-4-84	New Mexico	77-69	Albuquerque
3-1-84	New Mexico	45-44 (OT)	at Salt Lake
3-7-84	New Mexico	56-45	Albuquerque*
1-3-85	Utah	68-63	at Salt Lake
2-9-85	Utah	65-58	Albuquerque
1-2-86	New Mexico	71-68	Albuquerque
2-15-86	Utah	60-59	at Salt Lake
1-9-87	Utah	80-72	Albuquerque
2-7-87	Utah	77-65	at Salt Lake
1-21-88	New Mexico	55-50	Albuquerque
3-5-88	Utah	68-67	at Salt Lake
1-7-89	New Mexico	85-66	Albuquerque
2-16-89	New Mexico	79-76	at Salt Lake
1-11-90	Utah	79-60	at Salt Lake
2-17-90	New Mexico	86-66	Albuquerque
1-10-91	Utah	65-53	at Salt Lake
2-2-91	New Mexico	68-62	Albuquerque
1-3-92	New Mexico	60-54	Albuquerque
2-1-92	Utah	61-54	at Salt Lake
1-2-93	Utah	78-45	at Salt Lake
3-4-93	New Mexico	69-59	Albuquerque
1-5-94	New Mexico	64-61	Albuquerque
3-5-94	Utah	79-72	at Salt Lake
1-26-95	Utah	85-80	at Salt Lake
2-2-95	Utah	95-91 (OT)	Albuquerque
3-10-95	Utah	86-50	Albuquerque*
1-27-96	Utah	82-64	Albuquerque
2-3-96	Utah	74-58	at Salt Lake
3-9-96	New Mexico	64-60	Albuquerque*
2-1-97	New Mexico	87-71	Albuquerque
3-1-97	Utah	78-58	at Salt Lake
3-7-97	Utah	72-70	at Las Vegas, Nev.*
2-1-98	New Mexico	77-74	Albuquerque
2-28-98	Utah	65-55	at Salt Lake
2-1-99	Utah	57-39	Albuquerque
2-27-99	Utah	77-47	at Salt Lake
3-6-99	Utah	60-45	at Las Vegas*
1-31-00	Utah	82-70	at Salt Lake
2-19-00	New Mexico	72-65	Albuquerque
2-5-01	Utah	88-69	Albuquerque
3-3-01	Utah	66-61	Albuquerque
3-9-01	New Mexico	56-53	at Las Vegas\$
1-21-02	Utah	81-51	Albuquerque
2-18-02	Utah	66-65	at Salt Lake

2-3-03	Utah	78-68	at Salt Lake
3-1-03	New Mexico	76-69	Albuquerque
1-24-04	New Mexico	70-54	Albuquerque
2-23-04	Utah	73-43	at Salt Lake
1-22-05	Utah	58-69	at Salt Lake
2-21-05	New Mexico	65-54	Albuquerque
3-12-05	New Mexico	60-56	at Denver\$
1-4-06	Utah	64-49	at Salt Lake
2-4-06	New Mexico	64-53	Albuquerque
1-13-07	New Mexico	86-82 (OT)	Albuquerque
2-24-07	Utah	93-91 (2OT)	at Salt Lake
1-2-08	New Mexico	77-67 (OT)	Albuquerque
2-23-08	New Mexico	72-71	at Salt Lake
3-13-08	Utah	82-80 (OT)	at Las Vegas\$
1-31-09	Utah	69-68	at Salt Lake
3-3-09	New Mexico	77-71	Albuquerque
1-13-10	New Mexico	74-57	Albuquerque
2-13-10	New Mexico	68-65 (OT)	at Salt Lake
1-19-11	Utah	82-72	at Salt Lake
2-19-11	Utah	62-60	Albuquerque

<b>Utah State</b>			
Utah State leads 27-12			
Home 9-11 (Pit 4-3), Road 2-14, Neutral 1-2			
2-2-52	Utah State	68-52	at Logan
2-7-52	Utah State	62-58	Albuquerque
2-7-53	Utah State	76-70	at Logan
2-21-53	New Mexico	99-91	Albuquerque
2-6-54	New Mexico	97-74	Albuquerque
2-20-54	Utah State	65-55	at Logan
2-3-55	Utah State	89-63	at Logan
2-26-55	Utah State	79-68	Albuquerque
2-4-56	Utah State	75-62	at Logan
3-3-56	New Mexico	74-63	Albuquerque
2-2-57	Utah State	84-73	Albuquerque
3-2-57	Utah State	69-61	at Logan
2-8-58	Utah State	60-46	at Logan
3-6-58	Utah State	78-68	Albuquerque
2-7-59	Utah State	87-72	Albuquerque
3-6-59	Utah State	93-72	Albuquerque
2-6-60	Utah State	86-59	at Logan
3-3-60	Utah State	103-72	Albuquerque
2-4-61	New Mexico	75-68	Albuquerque
3-3-61	Utah State	108-78	at Logan
2-2-62	Utah State	76-64	at Logan
3-3-62	Utah State	88-77	Albuquerque
12-29-79	Utah State	117-83	Albuquerque
1-28-14	New Mexico	78-65	at Logan
2-25-14	New Mexico	67-58	Albuquerque
1-10-15	New Mexico	66-60	at Logan
2-7-15	Utah State	63-60	Albuquerque
1-9-16	New Mexico	77-59	Albuquerque
2-9-16	Utah State	80-72	at Logan
1-4-17	Utah State	79-76	at Logan
1-24-17	New Mexico	74-61	Albuquerque
1-31-18	Utah State	89-80	at Logan
2-14-18	New Mexico	78-63	Albuquerque
3-9-18	New Mexico	83-68	at Las Vegas\$
1-26-19	Utah State	68-66	Albuquerque
2-20-19	Utah State	71-55	at Logan
3-14-19	Utah State	91-83	at Las Vegas\$
2-29-20	New Mexico	66-64	Albuquerque
3-5-20	Utah State	75-70	at Las Vegas\$

<b>Valparaiso</b>			
New Mexico leads 3-0			
Home 1-0 (Pit 1-0), Road 1-0, Neutral 1-0			
12-29-59	New Mexico	80-76	at Detroit
12-8-12	New Mexico	65-52	Albuquerque
12-6-14	New Mexico	63-46	at Valparaiso

<b>Vanderbilt</b>			
Vanderbilt leads 3-0			
Home 0-1 (Pit 0-0), Road 0-1, Neutral 0-1			
12-19-56	Vanderbilt	81-59	at Nashville
12-21-60	Vanderbilt	66-59	Albuquerque
11-30-86	Vanderbilt	87-71	at Kahalui, Maui

<b>Vermont</b>			
New Mexico leads 1-0			
Home 1-0 (Pit 1-0), Road 0-0, Neutral 0-0			
12-29-77	New Mexico	104-81	Albuquerque

<b>Villanova</b>			
Villanova leads 1-0			
Home 0-0 (Pit 0-0), Road 0-1, Neutral 0-0			
3-18-05	Villanova	55-47	at Nashville@

<b>Virginia</b>			
Virginia leads 2-0			
Home 0-0 (Pit 0-0), Road 0-1, Neutral 0-1			
3-27-92	Virginia	76-71	at Richmond#
3-18-94	Virginia	57-54	at Sacramento, Calif. @

<b>Virginia Commonwealth (VCU)</b>			
VCU leads 1-0			
Home 0-0 (Pit 0-0), Road 0-0, Neutral 0-1			
11-29-08	Virginia Commonwealth	67-55	Cancun, Mexico

<b>Virginia Tech</b>			
Virginia Tech leads 2-0			
Home 0-0 (Pit 0-0), Road 0-0, Neutral 0-2			
3-18-73	Virginia Tech	65-63	at New York City#
11-24-16	Virginia Tech	92-72	Fullerton, Calif.

<b>Wake Forest</b>			
Wake Forest leads 3-1			
Home 1-1 (Pit 1-1), Road 0-2, Neutral 0-0			
12-28-88	New Mexico	76-71	Albuquerque
3-21-00	Wake Forest	72-65	at Winston-Salem, N.C.#
1-3-04	Wake Forest	70-61	at Winston-Salem, N.C.
12-22-04	Wake Forest	81-64	Albuquerque

<b>Washington</b>			
Washington leads 4-2			
Home 2-0 (Pit 2-0), Road 0-2, Neutral 0-2			
12-3-83	New Mexico	54-53	Albuquerque
12-5-87	Washington	77-64	at Seattle
12-24-98	Washington	70-61	at Seattle
1-2-00	New Mexico	78-52	Albuquerque
12-10-05	Washington	81-71	at Anaheim, Calif. ^
3-20-10	Washington	82-64	at San Jose@

<b>Washington (Mo.)</b>			
Washington-Missouri leads 2-0			
Home 0-0 (Pit 0-0), Road 0-2, Neutral 0-0			
12-4-61	Washington	73-72	at St. Louis
12-21-63	Washington	56-55	at St. Louis

<b>Washington State</b>			
New Mexico leads 3-2			
Home 2-0 (Pit 2-0), Road 0-0, Neutral 1-2			
12-20-69	New Mexico	85-76	Albuquerque
12-29-71	Washington State	60-51	at Portland
3-23-92	New Mexico	79-71	Albuquerque#
11-25-11	New Mexico	72-62	Anaheim, Calif. &
12-25-15	Washington State	82-59	Honolulu

<b>Wayland Baptist</b>			
New Mexico leads 2-0			
Home 2-0 (Pit 1-0), Road 0-0, Neutral 0-0			
2-5-30	New Mexico	36-28	Albuquerque
12-10-70	New Mexico	95-71	Albuquerque

<b>Weber State</b>			
Series tied 2-2			
Home 2-1 (Pit 2-1), Road 0-1, Neutral 0-0			
12-13-79	Weber State	80-70	Albuquerque
12-18-82	Weber State	52-48	at Ogden
11-20-87	New Mexico	88-72	Albuquerque%
12-23-07	New Mexico	62-32	Albuquerque

<b>West Texas State</b>			
West Texas State leads 22-13			
Home 12-7 (Pit 2-0), Road 1-13, Neutral 0-2			
1-14-42	West Texas State	67-44	at Canyon
2-23-42	West Texas State	75-45	Albuquerque
1-11-43	West Texas State	60-45	Albuquerque
1-12-43	West Texas State	54-46	Albuquerque
2-5-43	West Texas State	48-37	at Canyon
2-6-43	West Texas State	45-38	at Canyon
1-5-45	New Mexico	54-53	Albuquerque
1-6-45	New Mexico	39-34	Albuquerque
1-4-46	West Texas State	59-42	at Canyon
1-18-46	New Mexico	40-36	Albuquerque
1-19-46	West Texas State	47-34	Albuquerque
3-1-46	West Texas State	46-38	Albuquerque
2-14-47	New Mexico	51-47	Albuquerque
3-1-47	West Texas State	62-54	at Canyon
12-16-47	West Texas State	69-54	at Canyon
2-19-48	New Mexico	48-47	Albuquerque
12-10-48	West Texas State	54-41	at Tucuman, N.M.
1-7-49	New Mexico	52-50	Albuquerque
2-19-49	West Texas State	60-48	at Canyon
12-31-49	West Texas State	63-46	at El Paso
1-12-50	West Texas State	37-33	at Canyon
2-16-50	West Texas State	70-61	Albuquerque
1-6-50	West Texas State	69-47	at Canyon
2-27-51	New Mexico	65-54	Albuquerque
12-5-57	West Texas State	69-49	at Canyon
12-10-51	West Texas State	63-43	Albuquerque
12-1-52	New Mexico	62-46	Albuquerque
12-2-52	New Mexico	64-53	Albuquerque
12-30-52	West Texas State	77-75	at Canyon
12-19-55	West Texas State	88-80	at Canyon
12-29-56	New Mexico	88-78 (OT)	at Canyon
1-5-62	West Texas State	63-58	at Canyon
1-4-63	New Mexico	85-63	Albuquerque
12-13-67	New Mexico	94-78	Albuquerque
12-4-79	New Mexico	112-110	Albuquerque

<b>West Virginia</b>			
West Virginia leads 4-0			
Home 0-2 (Pit 0-2), Road 0-1, Neutral 0-1			
12-14-49	West Virginia	53-47	at Morgantown
12-30-69	West Virginia	95-91	at New Orleans
12-29-75	West Virginia	89-76	Albuquerque
11-24-01	West Virginia	88-85	Albuquerque

<b>Western Kentucky</b>			
New Mexico leads 1-0			
Home 1-0 (Pit 1-0), Road 0-0, Neutral 0-0			
12-2-00	New Mexico	75-57	Albuquerque

<b>Western New Mexico</b>			
New Mexico leads 19-2			
Home 18-1 (Pit 7-0), Road 1-1, Neutral 0-0			
2-13-15	Western New Mexico	39-13	at Silver City
2-4-16	New Mexico	32-29	Albuquerque
2-5-16	New Mexico	28-20	Albuquerque

2-19-25	New Mexico	50-19	Albuquerque
1-13-26	New Mexico	50-19	Albuquerque
1-30-28	New Mexico	56-35	Albuquerque
1-24-29	New Mexico	29-27	Albuquerque
2-11-31	Western New Mexico	29-27	Albuquerque
1-9-32	New Mexico	45-34	at Silver City
1-6-33	New Mexico	58-15	Albuquerque
12-12-47	New Mexico	57-32	Albuquerque
12-13-47	New Mexico	64-30	Albuquerque
12-6-57	New Mexico	68-52	Albuquerque
12-6-58	New Mexico	85-75	Albuquerque
1-3-77	New Mexico	79-66	Albuquerque
1-9-84	New Mexico	77-58	Albuquerque
11-30-87	New Mexico	93-70	Albuquerque
11-28-90	New Mexico	78-51	Albuquerque
12-1-93	New Mexico	83-59	Albuquerque
1-22-03	New Mexico	107-49	Albuquerque
11-19-04	New Mexico	93-53	Albuquerque

**Western State**

New Mexico leads 2-1			
Home 2-1 (Pit 0-0), Road 0-0, Neutral 0-0			
12-29-27	New Mexico	35-29	Albuquerque
12-30-27	Western State	29-23	Albuquerque
12-6-50	New Mexico	92-49	Albuquerque

**Whittier**

New Mexico leads 1-0			
Home 1-0 (Pit 1-0), Road 0-0, Neutral 0-0			
12-1-71	New Mexico	93-76	Albuquerque

**Wichita State**

New Mexico leads 3-2			
Home 1-1 (Pit 1-0), Road 0-1, Neutral 2-0			
12-17-51	Wichita State	84-58	Albuquerque
1-4-58	Wichita State	81-63	at Wichita
12-30-75	New Mexico	86-80	Albuquerque
12-1-78	New Mexico	95-81	at Tempe, Ariz.
12-22-07	New Mexico	71-68	at Las Vegas>

**William & Mary**

New Mexico leads 2-0			
Home 2-0 (Pit 2-0), Road 0-0, Neutral 0-0			
12-28-92	New Mexico	64-59	Albuquerque
12-29-00	New Mexico	68-60	Albuquerque

**Winthrop**

New Mexico leads 1-0			
Home 1-0 (Pit 1-0), Road 0-0, Neutral 0-0			
12-30-86	New Mexico	91-66	Albuquerque

**Wisconsin**

Wisconsin leads 2-1			
Home 0-2 (Pit 0-1), Road 0-0, Neutral 1-0			
12-27-57	Wisconsin	61-59	Albuquerque
12-30-84	Wisconsin	83-74	Albuquerque
11-26-19	New Mexico	59-50	Brooklyn, N.Y.

**Wisconsin-Parkside**

New Mexico leads 1-0			
Home 1-0 (Pit 1-0), Road 0-0, Neutral 0-0			
12-4-76	New Mexico	82-68	Albuquerque

**Wyoming**

New Mexico leads 75-68			
Home 45-24 (Pit 39-15), Road 25-42, Neutral 4-3			
12-18-50	Wyoming	74-56	at Casper, Wyo.
12-19-50	Wyoming	58-37	at Green River, Wyo.
1-11-52	Wyoming	85-62	at Laramie
2-9-52	Wyoming	84-48	Albuquerque
1-2-53	Wyoming	77-72	at Laramie
1-17-53	Wyoming	63-59	Albuquerque
1-4-54	Wyoming	81-61	at Laramie
1-18-54	Wyoming	56-53	Albuquerque
1-15-55	Wyoming	72-56	at Laramie
2-17-55	Wyoming	59-52	Albuquerque
1-7-56	New Mexico	80-71	at Laramie
2-25-56	Wyoming	60-36	Albuquerque
1-4-57	Wyoming	67-65	Albuquerque
2-22-57	Wyoming	56-42	at Laramie
1-10-58	Wyoming	101-61	at Laramie
2-15-58	Wyoming	61-52	Albuquerque
1-10-59	New Mexico	59-56	Albuquerque
2-14-59	Wyoming	91-64	at Laramie
1-8-60	Wyoming	73-67	at Laramie
2-13-60	New Mexico	64-51	Albuquerque
1-7-61	New Mexico	71-54	Albuquerque
2-11-61	Wyoming	72-62	at Laramie
1-6-62	New Mexico	84-73	at Laramie
2-10-62	New Mexico	81-74	Albuquerque
1-11-63	New Mexico	53-49	at Laramie
2-16-63	Wyoming	55-54	Albuquerque
2-15-64	New Mexico	74-65	Albuquerque
2-28-64	New Mexico	64-63	at Laramie
1-16-65	Wyoming	81-74	Albuquerque
2-26-65	Wyoming	83-65	at Laramie
1-8-66	New Mexico	69-57	Albuquerque
2-18-66	Wyoming	104-85	at Laramie
1-13-67	Wyoming	86-76	at Laramie
3-4-67	Wyoming	65-64	Albuquerque
1-13-68	New Mexico	81-65	Albuquerque
3-1-68	New Mexico	75-62	at Laramie
1-16-69	Wyoming	70-68	at Laramie
2-15-69	New Mexico	65-63	Albuquerque
1-8-70	Wyoming	92-74	at Laramie

2-14-70	New Mexico	90-85	Albuquerque
1-21-71	Wyoming	74-59	at Laramie
2-27-71	Wyoming	91-80	Albuquerque
1-8-72	Wyoming	69-62	at Laramie
2-10-72	New Mexico	76-64	Albuquerque
1-26-73	New Mexico	70-56	at Laramie
2-23-73	Wyoming	61-60	Albuquerque
1-25-74	New Mexico	91-68	Albuquerque
2-23-74	New Mexico	78-67	at Laramie
1-10-75	New Mexico	79-62	Albuquerque
2-15-75	Wyoming	63-59	at Laramie
1-10-76	New Mexico	54-53 (OT)	at Laramie
2-13-76	New Mexico	57-51	Albuquerque
2-5-77	New Mexico	93-78	Albuquerque
3-3-77	Wyoming	82-64	at Laramie
2-2-78	New Mexico	94-91	at Laramie
3-4-78	New Mexico	93-74	Albuquerque
1-20-79	New Mexico	72-64	Albuquerque
2-15-79	Wyoming	73-66	at Laramie
1-10-80	Wyoming	78-58	at Laramie
2-9-80	Wyoming	68-54	Albuquerque
1-10-81	Wyoming	91-54	at Laramie
2-12-81	New Mexico	57-56	Albuquerque
1-30-82	Wyoming	75-65	Albuquerque
2-11-82	Wyoming	56-45	at Laramie
1-15-83	New Mexico	76-71	Albuquerque
2-14-83	Wyoming	64-58	at Laramie
1-23-84	New Mexico	40-38	at Laramie
2-16-84	New Mexico	62-54	Albuquerque
1-10-85	New Mexico	50-37	Albuquerque
3-2-85	New Mexico	83-78	at Laramie
1-9-86	New Mexico	47-45	at Laramie
2-8-86	Wyoming	67-65	Albuquerque
3-7-86	Wyoming	56-54	at Laramie*
1-15-87	Wyoming	78-66	at Laramie
2-26-87	New Mexico	92-89	Albuquerque
3-7-87	Wyoming	64-62	Albuquerque*
1-9-88	New Mexico	85-72	Albuquerque
2-6-88	Wyoming	90-72	at Laramie
1-14-89	New Mexico	106-89	at Laramie
2-9-89	Wyoming	68-66	Albuquerque
1-4-90	Wyoming	89-87 (OT)	Albuquerque
2-10-90	New Mexico	82-79	at Laramie
1-5-91	Wyoming	92-79	Albuquerque
2-9-91	New Mexico	85-82 (OT)	at Laramie
2-6-92	New Mexico	79-65	Albuquerque
2-15-92	Wyoming	68-61	at Laramie
3-12-92	New Mexico	89-83	at Ft. Collins*
1-23-93	New Mexico	77-67	Albuquerque
2-13-93	New Mexico	76-60	at Laramie
1-22-94	New Mexico	77-71	at Laramie
2-10-94	New Mexico	73-64	Albuquerque
1-14-95	Wyoming	75-61	Albuquerque
2-18-95	New Mexico	62-61	at Laramie
3-9-95	New Mexico	63-56	Albuquerque*
1-13-96	Wyoming	61-58	at Laramie
2-17-96	New Mexico	70-69	Albuquerque
1-10-98	Wyoming	58-55	at Laramie
2-5-98	New Mexico	89-59	Albuquerque
1-13-00	Wyoming	88-83	at Laramie
2-14-00	Wyoming	99-93	Albuquerque
1-29-01	Wyoming	82-78	Albuquerque
2-26-01	Wyoming	81-61	at Laramie
1-26-02	Wyoming	79-67	at Laramie
2-25-02	New Mexico	74-65	Albuquerque
1-18-03	Wyoming	85-81 (OT)	at Laramie
2-15-03	Wyoming	103-91	Albuquerque
1-12-04	Wyoming	82-77	at Laramie
2-9-04	New Mexico	87-75	Albuquerque
1-8-05	New Mexico	89-75	Albuquerque
2-7-05	Wyoming	81-71	at Laramie
1-14-06	Wyoming	77-70	at Laramie
2-15-06	New Mexico	47-45	Albuquerque
1-30-07	New Mexico	91-83	Albuquerque
3-3-07	Wyoming	76-67	at Laramie
1-5-08	New Mexico	99-92 (OT)	at Laramie
2-9-08	New Mexico	100-55	Albuquerque
2-3-09	New Mexico	86-57	Albuquerque
3-7-09	New Mexico	74-73	at Laramie
3-12-09	Wyoming	75-67	at Las Vegas\$
1-16-10	New Mexico	70-68	at Laramie
2-17-10	New Mexico	83-61	Albuquerque
1-8-11	Wyoming	67-66	at Laramie
2-9-11	New Mexico	68-57	Albuquerque
1-14-12	New Mexico	72-62	at Laramie
2-11-12	New Mexico	48-38	Albuquerque
1-30-13	New Mexico	63-59	at Laramie
3-2-13	New Mexico	53-42	Albuquerque
3-13-13	New Mexico	59-46	at Las Vegas@
1-8-14	New Mexico	72-69 (OT)	at Laramie
2-5-14	New Mexico	66-61 (OT)	Albuquerque
1-24-15	Wyoming	63-62 (OT)	at Laramie
3-7-15	New Mexico	52-49 (OT)	Albuquerque
1-21-17	New Mexico	78-71	Albuquerque
2-25-17	Wyoming	82-71	at Laramie
1-10-18	New Mexico	75-66	Albuquerque
2-20-18	New Mexico	119-114	at Laramie
3-8-18	New Mexico	85-75	at Las Vegas\$
1-19-19	New Mexico	83-53	Albuquerque
3-9-19	Wyoming	88-81	at Laramie
3-13-19	New Mexico	78-68	at Las Vegas\$
12-7-19	New Mexico	79-65	at Laramie
2-8-20	New Mexico	97-68	Albuquerque

<b>Xavier</b>			
Xavier leads 1-0			
Home 0-0 (Pit 0-0), Road 0-1, Neutral 0-0			
12-26-59	Xavier	84-76	at Cincinnati

---

<b>Yale</b>			
New Mexico leads 1-0			
Home 1-0 (Pit 1-0), Road 0-0, Neutral 0-0			
12-30-97	New Mexico	69-44	Albuquerque

**Legend:** \$MWC Tournament; \*WAC Tournament; ~CoSIDA Classic; !Black Coaches Association Classic; #NIT; @NCAA Tournament; &76 Classic %Preseason NIT; ^John Wooden Classic; >Las Vegas Holiday Classic; ?World Vision Classic ~Paradise Jam; +Charleston Classic; =MGM Showcase /Puerto Rico Tip-Off





**GARNETT S. STOKES | PRESIDENT**

Garnett S. Stokes was selected as the 23rd president of The University of New Mexico on Nov. 2, 2017, and took office on March 1, 2018.

Stokes has a long history of leadership in public higher education. She has served as interim chancellor, provost and executive vice chancellor for academic affairs at the University of Missouri (MU), as provost and executive vice president for academic affairs and interim president at Florida State University (FSU), and as a faculty member, chair of the department of psychology, and dean of the Franklin College of Arts and Sciences at the University of Georgia (UGA).

Throughout her distinguished career, Stokes has advocated for an aggressive agenda for transforming the student experience and strengthening the ranks of the faculty and the environment that supports them. During her tenure at the University of Missouri, she was praised for building an outstanding and diverse leadership team dedicated to student success. Under her direction, the university established the Office of Civil Rights and Title IX. As interim president at Florida State, Stokes created a task force to address sexual and domestic violence and spearheaded the university's "KNOW MORE" campaign. She also led FSU's Diversity and Inclusion Council committee on Recruitment and Retention while she was Provost.

A first-generation college graduate, Stokes earned a B.A. in psychology from Carson-Newman College in Jefferson City, Tenn., and M.S. and Ph.D. degrees from the University of Georgia in industrial/organizational psychology. Her research has focused on personnel selection and promotion, specifically the use of biographical information in job selection and promotion decisions. As a consultant, Stokes has assisted businesses, government agencies and Fortune 500 companies in the development of their hiring procedures.

Stokes is a fellow of the Association for Psychological Science, the American Psychological Association and the Society for Industrial and Organizational Psychology.

Stokes is the first female president in UNM's 129-year history. Her husband, Dr. Jeff Younggren, is a forensic psychologist and a retired Colonel in the U.S. Army. They have four grandchildren, two boys living in Redondo Beach, Calif. and two girls living in Seattle, Wash. They reside on campus at University House.



**EDDIE NUÑEZ | ATHLETIC DIRECTOR**

Eddie Nuñez enters his fourth year as UNM's Athletic Director, being named to the top post in athletics on August 31, 2017. Nuñez, 42, is UNM's 13th Athletic Director, dating back to 1911 when Ralph L. Hutchinson was named the school's first AD. He is just the third AD in the last 26 years, following Rudy Davalos who served from 1992-2006, and Paul Krebs, who served from 2006 through 2017.

"My number one priority at UNM is always going to be the student-athlete and making sure their experience offers the support and resources they need to achieve great things on and off the field of play. We are going to bring passion, transparency and energy to everything we do here."

UNM has already achieved great successes in his short tenure. The Lobo women's cross country team won just the third national title in university history within his first two months in the Duke City. Additionally, women's soccer and men's basketball made it to the Mountain West title games in his first year.

A fierce proponent of the total student-athlete, Nuñez oversaw a department that had six Google Drive Academic All-America selections, including the Academic All-America of the Year in women's basketball. The Lobos led the Mountain West in both Scholar-Athletes (for a seventh straight year) and Academic All-Conference selections (for a sixth straight year). Two programs, women's cross country and men's golf, earned academic national champion

honors from its respective coaching organizations.

Nuñez came to Albuquerque after a highly-successful 14 years in Baton Rouge, holding a variety of high-level athletic administrative positions with LSU, one of the nation's top athletic departments. Among his most recent specific duties, Nuñez has had sport oversight of LSU men's basketball and men's and women's tennis. He also has served as the department's liaison with LSU Sports Properties, the Tiger Athletic Foundation and University Licensing and Brand Management.

While he held seven positions and titles at LSU, the department has continually flourished. Under his guidance, LSU experienced \$400 million in facility renovations and construction, and Nuñez led the renegotiations of a 10-year multi-media rights agreement with Outfront Media Sports.

Additionally, he oversaw the planning and management of the LSU Athletics Strategic Plan, Marketing and Promotions, Athletic Communications, Social and Digital Media, Creative Services, Video/Network Broadcast Services and all capital projects.

While he has made his mark collegiately at LSU, Nuñez began his career as a collegiate administrator at Vanderbilt University, where he was the Director of Game and Event Management. Additionally, he assisted in construction and planning of numerous facility upgrades.

A former collegiate athlete, Nuñez played four years of basketball, starting at Miami-Dade Community College before transferring to the University of Florida, playing for Billy Donovan. He then spent two seasons as a graduate assistant under Donovan at Florida before being named an administrative assistant at Marquette in the men's basketball program.

A native of Miami, Florida, Nuñez received his Associate Degree in arts and architecture from Miami-Dade Community College, his Bachelor's Degree in Sports Management and Master's Degree in Sports Administration from the University of Florida. He is married to the former Jane Hess and the couple are proud parents of two daughters, Elizabeth Kendall Nuñez and Anna Caldwell Nuñez.

**BOARD OF REGENTS**



**Douglas Brown**  
President



**Kimberly Rael**  
Vice President



**Sandra Begay**  
Treasurer



**Robert Doughty**



**Marron Lee**



**Robert Schwartz**



**Melissa Henry**  
Student Regent

# WWW.GOLOBOS.COM

THE OFFICIAL SITE OF NEW MEXICO ATHLETICS

GoLobos.com is the official web site for New Mexico Athletics and your leading resource for information on Lobo Football. Fans can find everything they need on GoLobos.com, including tickets, schedules and updates on any and everything involving Lobo Basketball. The 2015 season will mark the first in a new partnership with SIDEARM Sports, UNM's new web hosting company, which will allow for better Apple product integration and easier mobile access. Other exciting features on the site include:

- Video Clips on LOBO TV
- Free Live Audio Streaming
- Free Live Video Streaming of Selected Games
- Printable and Downloadable Schedules
- Live and Archived Press Conference Footage
- Archives of the Lobo Coaches TV and Radio Shows
- Purchase and Print Tickets Online
- Lobos Photo Store
- Live Stats
- Media Guide and Game Notes



FACEBOOK.COM/NEWMEXICOLOBOS



TWITTER.COM/UNMLOBOMB  
TWITTER.COM/UNMLOBOS



INSTAGRAM.COM/UNMLOBOMB  
INSTAGRAM.COM/UNMLOBOATHLETICS

## MEDIA

The University of New Mexico men's basketball team gets extensive media coverage on a daily basis from the Albuquerque Journal, Daily Lobo, numerous radio outlets, including flagship station 770 KKOB-AM, and three network television stations covering the beat.

## LOBOS ON THE RADIO

Every New Mexico game is broadcast over the 18-station Lobo Radio Network, spearheaded by flagship 770 KKOB-AM, at 50,000 watts one of the largest stations in America in terms of geographical penetration. Fans outside of KKOB's listening audience can also receive the games over the Internet at [www.GoLobos.com](http://www.GoLobos.com) with UNM's free audio stream.

In addition to 770 KKOB, the Lobos can also be heard state-wide on the Lobo Radio Network. The Lobo Radio Network

currently consists of 18 stations in New Mexico, including:

City	Call Letters	Freq
Albuquerque	KKOB-AM	770
Aztec	KLJH-FM	96.1
Bloomfield	KLJH-2	107.1
Farmington	KLJH-FM	107.1
Farmington	KLJH-FM	96.1
Farmington	KLJH-1	107.1
Gallup	KYVA-AM	1230
Gallup	KYVA-AM	94.9
Grants	KMIN-AM	980
Hobbs	KWMW-FM	105.1
Las Vegas	KBQL-FM	92.7
Mancos, CO	KLJH-FM	107.9
Pagosa Springs, CO	KLJH-FM	98.3
Santa Fe	KVSF-AM	1400
Ruidoso	KWMW-FM	99.1
Ruidoso	KRUI-AM	1490
Socorro	KYRN-FM	102.1
Window Rock, AZ	KLJH-FM	92.3

## LOBOS ON TELEVISION

The Lobos, as of press time, have almost all 30 games televised between the ESPN family of networks, CBS Sports, ROOT Sports and Pac-12 Networks. Games at New Mexico State and Illinois State are still TBA.

Television trucks at UNM park below the West Press Box in the Stadium West parking lot. Workers for TV park in Baseball East or Baseball South lots, where UNM media also park.

The television broadcast center is located in the top level of the West Press Box.

### University of New Mexico Athletics Communications - Men's Basketball Contact




**Chelsea Pitvorec**  
Associate Director of Communications  
(352) 422-2875  
cpitvorec@unm.edu

Chelsea Pitvorec, Associate Director of Communications  
cpitvorec@unm.edu - (352) 422-2875

Chelsea Pitvorec is in her fifth year at The University of New Mexico Lobos and in her fourth as the men's basketball contact. Pitvorec handles all facets of media relations for UNM's nationally prominent men's basketball program. She has also served as the main contact for UNM's softball team, women's basketball team, men and women's golf teams as well as the nationally recognized men's soccer team. She is just the second female to head the publicity efforts for Lobo men's basketball.

Prior to New Mexico, Pitvorec served as the Coordinator for Athletic Communications at Assumption College in Worcester, Mass. where she handled the publicity for 11 of the 24 programs offered and was the secondary contact for football and basketball. She has also spent time at Central Connecticut State and Ohio University. She earned her Bachelor of Arts degree from the University of West Florida in 2010 and her Master of Science degree from Central Connecticut State in 2014. She is currently pursuing a PhD in sport administration from UNM.

PLAYERS



**0**  
Isaiah Marin  
G | 6-5/185 | Fr.  
Phoenix, Ariz.



**1**  
Bayron Matos  
F | 6-9/215 | R-Fr.  
Santo Domingo, D.R.



**2**  
Saquan Singleton  
G | 6-6/190 | Jr.  
Bronx, N.Y.



**3**  
Keith McGee  
PG | 6-3/180 | R-Sr.  
Rochester, N.Y.



**4**  
Emmanuel Kuac  
G | 6-7/200 | So.  
Calgary, Alberta, Canada




**5**  
Rod Brown  
F | 6-7/218 | R-Jr.  
Memphis, Tenn.




**10**  
Makuach Maluach  
G/F | 6-7/190 | Sr.  
Sydney, Australia



**11**  
Jeremiah Francis III  
PG | 6-1/205 | So.  
Columbus, Ohio




**12**  
Daniel Headdings  
G | 6-2/185 | R-Fr.  
Wasilla, Alaska



**13**  
Javonté Johnson  
G | 6-6/190 | Fr.  
Colorado Springs, Colo.



**14**  
Logan Padgett  
F | 6-7/210 | So.  
Homewood, Ala.



**20**  
Clay Patterson  
G | 6-1/180 | R-Jr.  
Rio Rancho, N.M.



**21**  
Nolan Dorsey  
PG | 6-5/185 | Fr.  
Knightdale, N.C.



**22**  
Valdir Manuel  
F | 6-10/225 | Jr.  
Luanda, Angola



**23**  
Eloy Medina  
G | 6-3/180 | Fr.  
Albuquerque, N.M.



**30**  
Kurt Wegscheider  
G | 6-4/185 | So.  
Bangui, Central African Rep.



**33**  
Jordan Arroyo  
F | 6-7/210 | Jr.  
Albuquerque, N.M.



**35**  
Assane Ndiaye  
F | 7-1/240 | Jr.  
Dakar, Senegal

STAFF



**Paul Weir**  
Head Coach



**Dan McHale**  
Assistant Coach



**Scott Padgett**  
Assistant Coach



**Ralph Davis**  
Assistant Coach



**Dave Pilipovich**  
Spec. Asst. to the HC



**Robert Edwards**  
Video Coordinator



**Aki Collins**  
Dir. of Operations



**Sara Works**  
Dir. of Player Development



**Nick Michael**  
Dir. of Strength/Cond.



**Gilchrist Schmidt**  
Athletic Trainer