THE UNIVERSITY OF NEW MEXICO

2020-21 MEN'S BASKETBALL

15 NCAA Tournament Appearances
WAC Champions: 1964, 1968, 1974, 1978, 1993, 1994, 1996
Six Mountain West Tournament Championships:
2005, 2009, 2010, 2012, 2013, 2014

2020-21 SCHEDULE

Date	Opponent	TV	Time (MT)
Dec. 13	at Rice	CUSATV	W, 72-61
Dec. 15	vs. OLLU	YouTube	W, 104,65
Dec. 17	vs. LeTourneau	YouTube	W, 90-58
Dec. 21	at Boise State*	FS1	L, 53-77
Dec. 23	at Boise State*	CBSSN	L, 52-89
Dec. 31	**Nevada***	**FS1**	**L, 54-68**
Jan. 2	**Nevada***	**CBSSN**	**L, 74-84**
Jan. 6	**Utah State***	**CBSSN**	**L, 45-77**
Jan. 8	**Utah State***	**FS1**	**L, 46-82**
Jan. 13	**at Dixie State**	**WDN**	**W, 72-63**
Jan. 16	at UNLV*	CBSSN	3:30 p.m.
Jan. 18	at UNLV*	FS1	7:30 p.m.
Jan. 21	**San José State***	**MWN**	**1 p.m.**
Jan. 23	**San José State***	**MWN**	**1 p.m.**
Jan. 28	at Fresno State*	CBSSN	9 p.m.
Jan. 30	at Fresno State*	MWN	5 p.m.
Feb. 3	**San Diego State***	**FS1**	**TBA**
Feb. 5	**San Diego State***	**CBSSN**	**7 p.m.**
Feb. 9	at Colorado State*	FS1	TBA
Feb. 11	at Colorado State*	CBSSN	TBA
Feb. 17	**Wyoming***	**TBA**	**TBA**
Feb. 19	**Wyoming***	**CBSSN**	**TBA**
Feb. 22	at Air Force*	TBA	TBA
Feb. 24	at Air Force*	TBA	TBA

2021 MW Championship (Hosted by UNLV)

March10	First Round	TBA	TBA
March 11	Quarterfinals	TBA	TBA
March 12	Semifinals	TBA	TBA
March 13	Championship	TBA	TBA

Bold denotes home game at The Pit (15,411)
italics denotes tournament
*denotes Mountain West game
Game times listed are Mountain Time and subject to change

MW Series 4: New Mexico at UNLV

New Mexico Lobos

Record ..... 4-6, 0-6 MW
Conference ..... Mountain West
Head Coach ..... Paul Weir (York, '04)
Record at UNM ..... 56-53 (Fourth Season)
Career Record ..... 84-59 (Fifth Season)

UNLV Runnin' Rebels

Record ..... 2-6, 0-2 MW
Conference ..... Mountain West
Head Coach ..T.J. Otzelberger (Wisc. - Whitewater, '01)
Record at UNLV ..... 19-21 (Second Season)
Career Record ..... 89-54 (Fifth Season)

Media Information

Location: ..... Thomas & Mack Center
..... Las Vegas, Nev.
Capacity: 18,000
Radio: ..... 96.3 KKOB
..... Lobo Radio Network
Play-By-Play ..... Robert Portnoy
Analyst ..... Hunter Greene
Live Stats: ..... https://unlvrebels.com/sidearmstats/mbball/summary

Saturday, Jan. 16
Tipoff: ..... 3:35 p.m. MT / 2:35 p.m. PT
TV: ..... CBS Sports Network
Play-by-Play ..... Carter Blackburn
Analyst ..... Avery Johnson

Monday, Jan. 18
Tipoff: ..... 7:30 p.m. MT / 6:30 p.m. PT
TV: FS1
Play-by-Play ..... TBA
Analyst ..... TBA

Notes last updated: January 14, 2020

About the Matchup

- The Lobos enter the series with UNLV coming off of a nine-point victory over the WAC's Dixie State on Wednesday.
- The game against Dixie State was locked in on short notice as UNM announced the game Monday, just two days before the game and one day before the Lobos headed to Utah.
- UNM's victory over Dixie State snapped a six-loss streak for UNM in what has kicked off as a tough conference season.
- UNLV comes into the series coming off of three recent games in January after most of its December schedule was canceled or postponed.
- The Runnin' Rebels also picked up a non-conference matchup this week and claimed a 95-34 win over St. Katherine in the Thomas & Mack. Prior to that, UNLV dropped its first conference series at Colorado State, both games by three points.
- UNLV leads the all-time series between the teams 37-25 including a 21-9 advantage in the Thomas & Mack.
- The Runnin' Rebels have claimed the last four straight games between the teams including a narrow five-point win in their last meeting, which was in Albuquerque on Feb. 15, 2020.
- New Mexico is led by senior Makuach Maluach who posts 13.6 points per game, 11.5 in MW play.
- Maluach also leads the Lobos in rebounds on the season (5.9) but in conference play the honor goes to redshirt-freshman Bayron Matos (4.0).
- UNLV is led by three players scoring in double figures on the season including junior Bryce Hamilton (21.3), junior David Jenkins Jr. (15.4) and sophomore Caleb Grill (11.4) while senior Cheikh Mbacke Diong leads the squad in rebounds with 8.4 per game.
- In MW play, Hamilton and Jenkins average 25.5 and 20.0 points, respectively, and Mbacke Diong boasts 13.5 rebounds per game.

Possible Starters (Based on Last Game)

Pos.	No.	Name	PPG	RPG	APG
PG	11	Jeremiah Francis III	4.8	2.3	1.9
G	2	Saquan Singleton	8.1	4.2	2.2
G/F	10	Makuach Maluach	13.6	5.9	1.3
F	5	Rod Brown	9.0	5.4	1.4
F	1	Bayron Matos	6.4	4.6	0.5

Francis

Singleton

Maluach

Brown

Matos

Chelsea Pitvorec | Associate Director of Athletic Communications
Email: cpitvorec@unm.edu | Cell: 352-422-2875

BY THE NUMBERS (MW)

Updated as of 1/14/2021

Statistic	All Games - MW	MW Games
Scoring:	66.2 ppg - 10th	54.0 ppg - 11th
Scoring Defense:	72.4 ppg - 8th	79.5 ppg - 9th
Scoring Margin:	-6.2 - 9th	-25.5 - 10th
Field Goal %:	.399 - 10th	.333 - 11th
Def. Field Goal %:	.430 - 7th	.510 - 10th
3-Point FG %:	.275 - 11th	.272 - 10th
Def. 3-Point FG %:	.354 - 10th	.393 - 10th
Free Throw %:	.605 - 11th	.590 - 11th
Rebounding Off.:	40.5 rpg - 3rd	29.8 rpg - 9th
Rebounding Def.:	35.8 rpg - 9th	39.3 rpg - 9th
Reb. Margin:	+4.7 rpg - 4th	-9.5 rpg - 8th
Assists:	11.1 apg - 9th	8.8 apg - 11th
Turnover Margin:	-1.2 - 9th	-1.0 - 8th
Asst/TO Ratio:	0.8 A/TO - 8th	0.6 A/TO - 11th
Steals:	5.2 spg - 10th	5.0 spg - 8th
Blocks:	4.2 bpg - 3rd	2.5 bpg - 8th

KENPOM.COM

Category	Offense	Defense	D-I Avg
Adj. Efficiency	97.4 253	105.4 262	101.6
Adj. Tempo	67.6 258		69.1
Avg. Poss. Length	17.7 243	17.3 216	17.0
Four Factors			
Effective FG%:	39.7 342	53.5 278	50.0
Turnover %:	20.4 220	18.7 199	19.4
Off. Reb. %:	31.8 76	33.2 306	28.0
FTA/FGA:	33.9 143	34.6 219	32.4
Miscellaneous Components			
3P%:	25.8 336	38.0 300	33.5
2P%:	40.1 339	51.4 210	49.8
FT%:	62.0 323	70.9 191	70.1
Block%:	9.0 188	10.1 102	8.8
Steal%:	9.8 237	6.7 306	9.1
Non-Stl TO%:	10.6 194	12.0 63	10.3
Style Components			
3PA/FGA:	28.3 327	37.4 161	37.7
A/FGM:	44.0 305	59.9 306	52.0
Point Distribution (% of total points)			
3-Pointers:	21.8 334	32.4 122	30.9
2-Pointers:	57.3 36	48.9 217	50.6
Free Throws:	20.9 78	18.6 167	18.5
Strength of Schedule			
Components:	105.5 72	97.3 41	101.6
Overall:	+8.21 59		0.00
Non-conference:	-5.70 271		0.00
Personnel			
Bench Minutes:	39.0% 29		31.4%
Experience:	1.48 yrs 260		1.75
Minutes Continuity:	23.8% 305		45.9%
Average Height:	77.9" 51		76.9"
2-Foul Participation:	28.4% 110		22.7%

LAST TIME OUT

The Lobos claimed a nine-point victory at Dixie State in St. George, Utah on Wednesday evening in which three Lobos scored in double figures including junior Saquan Singleton (17), freshman Isaiah Marin (13) and senior Makuach Maluach (12).

The beginning of the game started slow with both teams combining for just 20 points (10-10) nearly halfway through the first half. Dixie State then built an eight-point lead which the Lobos quickly erased with an 8-0 run to tie it 24-24 with 3:01 left in the half.

UNM strung together a 14-0 run in the second half that ultimately gave the Lobos the cushion for the rest of the game.

BACK AND FORTH LINEUPS

The Lobos are still working on settling on a starting point guard as head coach Paul Weir has been alternating sophomore North Carolina transfer Jeremiah Francis III with freshman Isaiah Marin. So far as the season has progressed, the backup point guard outperforms the starter in each game. Coach changes the lineup after the performance and the new backup does it again.

RESUMING REBOUNDING

The Lobos started off the season with an astounding rebounding average (58.7) through the first three games, including a program-record 79 boards in a game. However, when conference play started, the Lobos competed against some of the tallest teams in the country and came up short.

In Wednesday's game, the Lobos, which are ranked 51st in the country in average height by KenPom, posted 50 boards, the second-highest total of the season.

STRUGGLES AT THE STRIPE

The Lobos have struggled so far this season from the free throw line shooting just 60 percent. However, Wednesday's contest displayed some promise, leading fans to wonder: are the Lobo struggles at the stripe close to over?

On Wednesday against Dixie State, UNM was 16-for-23 but finished the game with a near-perfect 13-of-14 from the line over the final 4:32 of the game.

STATS STACK UP

STATISTIC	UNM	UNLV
Scoring Offense	66.2	73.8
Scoring Defense	72.4	72.6
Scoring Margin	-6.2	+1.1
Field Goal Pct.	.399	.449
Field Goal Pct. Def.	.430	.439
3-Point FG Pct.	.275	.354
3-Point FG Pct. Def.	.354	.381
Free Throw Pct.	.605	.686
Rebounds per Game	40.5	35.1
Rebound Margin	+4.7	+2.5
Steals per game	5.2	6.8
Blocks per game	4.2	2.3
Assists per game	11.1	13.1
Turnovers per game	14.1	12.5
Turnover Margin	-1.2	+1.0
Assist/Turnover Ratio	0.8	1.1

A NEW TEMPORARY HOME

Following this week's series at UNLV, the Lobos will return to St. George, Utah to practice and then play San José State at Burns Arena, home of the Dixie State Trailblazers. Wednesday's matchup was part of an agreement that the Lobos could play the home team and then return for a brief stint in which they could reduce travel and stay in one place. The Lobos are expected to stay in St. George, Utah until after the SJSU series which ends Jan. 23.

A CHANCE TO SHINE

The Lobos' performance in Wednesday's game gave new players an opportunity to shine and move forward into the resurrection of conference play with more confidence. Several Lobos hit career highs on the night in points, rebounds, blocks and more.

Saquan Singleton: UNM career-high 17 points. Also posted six rebounds, four assists and four blocks going 7-for-10 from the free throw line and 5-for-8 from the floor.

Freshman Isaiah Marin: career-high 13 points surpassing his previous high of five and tied career-best four rebounds. Went 2-for-2 in his first two shots from behind

the arc (finished 2-for-3). Went 4-for-6 from the floor and 3-for-4 from the stripe.

Redshirt-junior Rod Brown brought down a UNM career-high 12 boards marking his second double-digit rebound game of the season. Half of his 12 rebounds were offensive and he finished just two points shy of his second double-double of the season.

MCGEE OPTING OUT

Redshirt-senior Keith McGee announced via social media this week that he will be opting out of the rest of the 2020-21 season stating in part "What our team has experienced this year has had a major impact on my mental and physical well-being."

McGee has been a member of the Lobo squad for the past three seasons. He has amassed 492 career points for the Lobos with a .387 3FG%. After starting the 2020-21 season slow, he looked to be starting to hit his stride in the last three games with double figures in two of those three contests.

TURQUOISE JERSEYS

Wednesday night's game also marked the first time UNM has worn its iconic turquoise jerseys this season. The color Turquoise is the official alternate color of the Lobos and represents harmony, friendship and fellowship in Native American culture.

HALFTIME TRENDS

The Lobos are now 4-0 when leading at the half after Wednesday night's one-point lead at the break. Conversely, UNM is 0-6 when trailing.

MALUACH IN THE CLUB

Senior Makuach Maluach is officially in the UNM 1,000-point club after hitting his 1,000th and 1,001st career points on a layup and the first basket of the game for UNM against LeTourneau Dec. 17.

So far this season, Maluach has totaled 1,095 career points and moved into 28th in program scoring history. On Wednesday he passed former Lobo great Ike Williams (1,086). So far this season, he has also passed Chad Toppert (1,067), Ira Harge (1,016), Hugh Greenwood (1,006), Ron Becker (1,010), Alex Kirk (1,010) and Rob Loeffel (1,011).

1,000-POINT, 500-REBOUND WATCH

While senior Makuach Maluach is now a member of the exclusive UNM 1,000-point club, he is also on the verge of entering into an even more exclusive club, that of the 1,000-point scorers and 500-rebounders.

Only 18 players in UNM program history have achieved the feat. Maluach currently posts 404 career rebounds and is just 96 away from 500. He has racked up 59 so far this limited season.

66 STRAIGHT STARTS

Senior Makuach Maluach has started 66 straight games heading into the UNLV

USA TODAY COACHES POLL

As of 1/11/2021

No.	School	Record	Pts.	1st	Prev.	Chg.	H/L
1	Gonzaga	12-0	797	29	1	—	1/2
2	Baylor	11-0	771	3	2	—	1/2
3	Villanova	8-1	722	0	3	—	3/6
4	Texas	10-1	703	0	4	—	4/22
5	Michigan	10-0	599	0	9	4	5/NR
6	Creighton	10-2	597	0	5	-1	5/13
7	Kansas	10-2	587	0	6	-1	4/7
8	Iowa	11-2	586	0	7	-1	3/11
9	Wisconsin	10-2	556	0	10	1	7/13
10	Tennessee	9-1	535	0	8	-2	6/16
11	Houston	10-1	496	0	11	—	5/18
12	Clemson	9-1	374	0	18	6	12/NR
13	Illinois	9-4	347	0	12	-1	9/18
14	West Virginia	9-4	272	0	16	2	6/16
15	Texas Tech	10-3	255	0	19	4	13/19
16	Missouri	7-2	243	0	13	-3	12/NR
17	Oregon	9-2	205	0	15	-2	15/NR
18	Louisville	8-1	192	0	25	7	18/NR
19	Minnesota	10-4	166	0	17	-2	17/NR
20	Virginia Tech	9-2	162	0	20	—	15/NR
21	UCLA	9-2	148	0	NR	10	21/NR
22	Virginia	7-2	147	0	21	-1	4/24
23	Duke	5-2	124	0	24	1	8/NR
24	Saint Louis	7-1	114	0	23	-1	23/NR
24	Alabama	9-3	114	0	NR	19	24/NR

Others receiving votes: Ohio St. 112; Connecticut 91; Rutgers 68; Florida State 67; Southern California 44; Colorado 37; Xavier 31; Drake 29; **Boise St. 29**; **San Diego St. 22**; Stanford 18; Oklahoma State 16; Michigan St 13; Arkansas 8; Richmond 2; Seton Hall 1.

ASSOCIATED PRESS POLL

As of 1/11/2021

No.	School	Pts.	Rec.	Prev.
1	Gonzaga (63)	12-0	1,599	1
2	Baylor (1)	11-0	1,536	2
3	Villanova	8-1	1,436	3
4	Texas	10-1	1,422	4
5	Iowa	11-2	1,322	5
6	Kansas	10-2	1,220	6
7	Michigan	10-0	1,161	10
8	Creighton	10-2	1,151	7
9	Wisconsin	10-2	1,110	8
10	Tennessee	9-1	1,093	9
11	Houston	10-1	993	11
12	Clemson	9-1	747	19
13	West Virginia	9-4	701	14
14	Illinois	9-4	694	12
15	Texas Tech	10-3	689	18
16	Louisville	8-1	464	NR
17	Missouri	7-2	436	13
18	Virginia	7-2	403	22
19	Duke	5-2	397	21
20	Virginia Tech	9-2	286	19
21	Ohio State	9-3	280	NR
22	Oregon	9-2	264	17
23	Minnesota	10-4	233	16
24	Saint Louis	7-1	220	23
25	UConn	6-1	181	NR

Others receiving votes: Alabama 173, UCLA 137, Colorado 96, Florida State 74, USC 48, Rutgers 46, Drake 42, Michigan State 34, Oklahoma State 28, Arkansas 24, **San Diego State 10**, **Boise State 8**, Florida 7, Xavier 7, LSU 7, Northwestern 6, Tulsa 5, North Carolina State 5, Indiana 2, Winthrop 2, Belmont 1

MW PRESEASON POLL

Place	School (1st Place Votes)	Points
1.	San Diego State (14)	211
2.	Boise State (4)	188
3.	Utah State (2)	177
4.	UNLV	160
5.	Colorado State	141
6.	Nevada	114
7.	New Mexico	106
8.	Fresno State	93
9.	Wyoming	59
10.	Air Force	39
11.	San José State	32

MOUNTAIN WEST STANDINGS

Through Jan. 14, 2020

Place	School	MW	MW Pct.	Overall	Overall Pct.	Streak
1.	Boise State	8-0	1.000	12-1	0.923	W12
	Utah State	7-0	1.000	10-3	0.769	W9
3.	Colorado State	6-1	0.857	9-2	0.818	W3
4.	San Diego State	3-2	0.600	9-3	0.750	L1
5.	Fresno State	3-3	0.500	5-3	0.625	W3
	Nevada	3-3	0.500	8-5	0.615	L2
7.	Wyoming	1-3	0.250	7-4	0.636	L3
8.	Air Force	1-5	0.167	3-7	0.300	L4
9.	UNLV	0-2	0.000	2-6	0.250	W1
	New Mexico	**0-6**	**0.000**	**4-6**	**0.400**	**W1**
	San José State	0-7	0.000	2-9	0.182	L3

LOBOS RECORD WHEN ...	OVERALL	MW
Overall	4-6	0-6
At home	0-0	0-0
On the road	2-2	0-2
At neutral sites	2-4	0-4
After a win	2-1	0-1
After a loss	1-5	0-5
In overtime	0-0	0-0
vs. ranked opponents	0-0	0-0
In Cherry jerseys	1-1	0-1
In Silver jerseys	0-2	0-2
In White jerseys	2-3	0-3
In Turquoise jerseys	1-0	0-0
In GOLD jerseys	0-0	0-0
In White/Pink	0-0	0-0
Games decided by 1-4 points	0-0	0-0
Games decided by 5-9 points	1-0	0-0
Games decided by 10-19 points	1-2	0-2
Games decided by 20+ points	2-4	0-4
Leading at half	4-0	0-0
Trailing at half	0-6	0-6
Tied at half	0-0	0-0
Shooting 50% or better	1-0	0-0
Shooting between 40-49.9%	3-1	0-1
Shooting less than 40%	0-5	0-5
Opponent shoots 50% or better	0-3	0-3
Opponent shoots b/w 40-49.9%	0-2	0-2
Opponent shoots b/w 30-39.9%	3-1	0-1
Opponent shoots less than 30%	1-0	0-0
UNM higher FG%	4-0	0-0
Opponent higher FG%	0-6	0-6
FG% Tied	0-0	0-0
UNM outrebounds	4-1	0-1
Opponent outrebounds	0-5	0-5
Rebounds tied	0-0	0-0
UNM more made free throws	3-1	0-1
Opponent more made free throws	0-5	0-5
Made free throws tied	1-0	0-0
UNM 3FG% higher	1-0	0-0
Opponent 3FG% higher	3-5	0-5
3FG% tied	0-1	0-1
UNM has more fouls	1-2	0-2
Opponent has more fouls	3-4	0-4
Fouls are tied	0-0	0-0
UNM more turnovers	2-4	0-4
Opponent more turnovers	1-2	0-2
Turnovers tied	1-0	0-0
Scoring less than 50 points	0-2	0-2
Scoring 50-59 points	0-3	0-3
Scoring 60-69 points	0-0	0-0
Scoring 70-79 points	2-1	0-1
Scoring 80-89 points	0-0	0-0
Scoring 90-99 points	1-0	0-0
Scoring 100+ points	1-0	0-0
Allowing 40 points or less	0-0	0-0
Allowing 41-49 points	0-0	0-0
Allowing 50-59 points	1-0	0-0
Allowing 60-69 points	3-1	0-1
Allowing 70-79 points	0-2	0-2
Allowing 80-89 points	0-3	0-3
Allowing 90+ points	0-0	0-0
On Monday	0-1	0-1
On Tuesday	1-0	0-0
On Wednesday	1-2	0-2
On Thursday	1-1	0-1
On Friday	0-1	0-1
On Saturday	0-1	0-1
On Sunday	1-0	0-0
In November	0-0	0-0
In December	3-3	0-3
In January	1-3	0-3
In February	0-0	0-0
In March	0-0	0-0
In 8 p.m. or later tipoffs (local)	0-4	0-4

series. He has also surpassed 100 career games and has now played in 109 games.

DORSEY BREAKS OUT

In a bright spot for UNM in game two against Utah State, freshman Nolan Dorsey had a breakout game in which he scored seven points in just 15 minutes in the second half. Dorsey nailed a three from the corner, the first shot of the second half, for his first career points.

NARROWING THE ROSTER

In the six of UNM's first nine games of the season, UNM had 15 players see the court as the coaching staff assessed the roster and searched for consistency. In the first two MW series', the roster began to narrow as just 11-players saw the floor and now, UNM's travel party has been reduced from 18 players to just 11.

SENIOR STEP-UP

Senior Makuach Maluach has always been a force for the Lobos, but not always as the leading man. So far this season, Maluach has stepped into the spotlight to lead UNM consistently since the start of 2020-21. Maluach has led the Lobos in scoring in six of their 10 games this season after doing so just 10 times in his career prior to this season. In his 109-game career, Maluach has led UNM in scoring in just 16 contests.

In addition, Maluach has posted just four 10+ rebound games in his career, two of which have been this season, while he has also only collected four career double-doubles, two of which came in the Lobos' first five games of 2020-21.

FRANCIS SETTLING IN

After transferring from North Carolina, and receiving an NCAA waiver to play this season, sophomore point guard Jeremiah Francis III seems to be finally settling in on the court. He hit a UNM career-high 10 points on Jan. 2 against Nevada including a near-perfect showing from the free throw line (7-8). Despite scoring just three points Wednesday, Francis followed up his 10-point outing with two straight games of eight points to total 29 points over the last four games.

QUICK TURNAROUND TO PREP FOR MW

The first three Lobo games of the season were scheduled just one day apart in preparation for conference play. Due to the COVID-19 pandemic, the Mountain West has released a new conference schedule that consists of two-game series' played one day apart throughout the rest of the season to cut down on travel.

REBOUND RECORD

UNM broke a 58-year-old rebounding record on Dec. 17 against LeTourneau as the Lobos racked up 79 boards. The previous record of 78 was set on Dec. 15, 1962 against Cal State-Los Angeles.

MALUACH'S 100TH GAME

Senior Makuach Maluach registered his 100th career game on Sunday, Dec. 13 at Rice. Maluach is the only four-year Lobo on the squad and has been a member of the UNM team since HC Paul Weir's first season.

PERSONNEL UPDATE

Lobo seven-footer Assane Ndiaye has yet to play this season. He has been sitting out due to COVID-19-related reasons. His

STARTERS AND RECORDS · (in order of appearance)

1	2	3	4	5	Rec.
Francis III	Singleton	Maluach	Kuac	Brown	1-0
Francis III	Singleton	Maluach	Kuac	Matos	1-0
Francis III	Singleton	Brown	Manuel	Maluach	1-0
Francis III	Singleton	Maluach	Brown	Matos	1-4
Marin	Singleton	Maluach	Brown	Matos	0-2

estimated date of return is not yet known.

ABOUT THE 2020-21 LOBOS

The 2020-21 Lobos return six letterwinners including just one starter in senior Makuach Maluach. Maluach, the only four-year Lobo on the squad, has been a prominent feature for UNM since Head Coach Paul Weir's arrival four seasons ago and finished the 2019-20 season with his 56th consecutive start. The remaining five letterwinners combine for just five starts and an average of 11.0 points throughout last season.

In addition to the six returners, the Lobos welcome 12 newcomers, half of which are transfers. Transfers include sophomore point guard Jeremiah Francis III who comes to UNM out of North Carolina where he played in 16 games and scored in double figures three times. Francis will be eligible to play this season after an NCAA waiver was approved.

Another newcomer expected to make an immediate impact is redshirt-freshman Bayron Matos, who arrived last spring and sat at the end of the bench throughout the remainder of the 2019-20 season in preparation for his first full season in 2020-21.

BY THE NUMBERS

Here is what is returning and missing for the 2020-21 Lobos.

Stat	Returning	Lost	% Returning
Points	579	1,952	**23%**
Rebounds	249	910	**21%**
Assists	78	416	**16%**
Blocks	24	71	**25%**
Steals	48	219	**18%**
3-Pointers	64	166	**28%**
Free Throws	77	440	**15%**

RACKING UP THOSE EXPERIENCED HEAD COACHES

Based on a poll of NCAA Division I SIDs, the 2020-21 Lobos are tied for the most former head coaches (at any level) on staff for an NCAA DI team in with four, two of which were with the Lobos last season: Assistant Coach Dan McHale (Eastern Kentucky) and Assistant Coach Ralph Davis (New Mexico Military Institute). Two other former head coaches have been added to the staff this season in Assistant Coach Scott Padgett (Samford) and Special Assistant to the Head Coach Dave Pilipovich (Air Force).

TRANSFERS ON THE COURT

The Lobos have a pair of NCAA Division I transfers that have been cleared by the NCAA to play this season, despite competing for their former teams in 2019-20. Jeremiah Francis III (UNC) and Logan Padgett (Samford) are both eligible to play this season.

AND AWAY WE GO!

UNM is one of just two teams in NCAA Division I that have relocated indefinitely due to Covid-19 restrictions. Both New Mexico and New Mexico State, due to local health guidelines in the State of New Mexico, have relocated to allow for the teams to conduct full practice. The Lobos found Levelland, Texas as their home-away-from-home prior to the start of the season where they resided and practiced leading up to the 2020-21 opener.

UNM was only able to hold a handful of practices in Albuquerque as local guidelines continued to change prior to moving to Texas on Nov. 13, which means the Lobos got a much later start than usual in 5-on-5 practice.

A DIVERSE ROSTER

This year, the Lobos are tied for second in the nation for most foreign countries and states represented with 15 (9 states and 6 countries, excluding the US). UT Martin leads the country with 17 while the Lobos tie Penn with 15.

The six countries represented by the 2020-21 Lobo squad include Angola, Australia, Canada, Central African Republic, Dominican Republic and Senegal. UNM's nine states represented include Alabama, Alaska, Arizona, Colorado, New Mexico, New York, North Carolina, Ohio and Tennessee.

SERIES HISTORY VS UNLV

UNLV leads 37-25

Home 14-14 (Pit 14-14, Road 9-21, Neutral 2-2

1-17-76	UNLV	80-73	Albuquerque
1-7-77	UNLV	121-96	at Las Vegas
1-7-78	New Mexico	102-98	at Las Vegas
1-17-78	New Mexico	89-76	Albuquerque
1-27-79	New Mexico	102-99	at Las Vegas
2-23-79	New Mexico	110-100	Albuquerque
1-26-80	UNLV	84-78	at Las Vegas
2-22-80	UNLV	84-68	Albuquerque
12-26-80	UNLV	87-75	at Las Vegas
2-27-81	UNLV	88-81	Albuquerque
1-9-82	New Mexico	72-70	Albuquerque
2-26-82	UNLV	100-68	at Las Vegas
1-15-98	New Mexico	79-61	Albuquerque
2-16-98	New Mexico	75-66	at Las Vegas
3-7-98	UNLV	56-51	at Las Vegas*
1-17-00	UNLV	85-73	Albuquerque
3-4-00	UNLV	80-67	at Las Vegas
1-22-01	UNLV	80-72	at Las Vegas
2-19-01	New Mexico	75-56	Albuquerque
2-5-02	New Mexico	84-81 (OT)	Albuquerque
3-2-02	UNLV	91-82	at Las Vegas
3-7-02	UNLV	120-117 (2OT)	at Las Vegas$
1-27-03	UNLV	75-66	Albuquerque
2-22-03	UNLV	74-69	at Las Vegas
1-31-04	UNLV	89-80	at Las Vegas
3-1-04	UNLV	78-75	Albuquerque
3-11-04	UNLV	55-53	at Denver, Colo.$
1-29-05	New Mexico	62-58	Albuquerque
2-28-05	New Mexico	77-66	at Las Vegas
1-28-06	UNLV	67-56	at Las Vegas
3-1-06	New Mexico	47-39	Albuquerque
3-9-06	UNLV	65-64	at Denver, Colo.$
1-27-07	UNLV	76-72	at Las Vegas
2-28-07	UNLV	85-83	Albuquerque
2-2-08	UNLV	79-60	at Las Vegas
3-4-08	New Mexico	59-45	Albuquerque
1-3-09	UNLV	60-58	at Las Vegas
2-7-09	New Mexico	73-69 (OT)	Albuquerque
1-9-10	UNLV	74-62	Albuquerque
2-10-10	New Mexico	76-66	at Las Vegas
1-22-11	UNLV	63-62	at Las Vegas
2-23-11	UNLV	77-74 (OT)	Albuquerque
1-21-12	UNLV	80-63	at Las Vegas
2-18-12	New Mexico	65-45	Albuquerque
3-9-12	New Mexico	72-67	at Las Vegas$
1-9-13	New Mexico	65-60	Albuquerque
2-9-13	UNLV	64-55	at Las Vegas
3-16-13	New Mexico	63-56	at Las Vegas$
1-15-14	UNLV	73-76	Albuquerque
2-19-14	New Mexico	68-56	at Las Vegas
1-21-15	New Mexico	71-69	at Las Vegas
2-21-15	UNLV	76-68	Albuquerque
1-12-16	UNLV	74-86	at Las Vegas
2-2-16	New Mexico	87-83	Albuquerque
1-10-17	UNLV	71-66	Albuquerque
2-1-17	New Mexico	80-77	at Las Vegas
1-17-18	New Mexico	85-81	at Las Vegas
2-25-18	New Mexico	91-90	Albuquerque
1-8-19	UNLV	80-69	Albuquerque
1-22-19	UNLV	74-58	at Las Vegas
1-18-20	UNLV	99-78	at Las Vegas
2-15-20	UNLV	78-73	Albuquerque

PRONOUNCIATION GUIDE

0 Isaiah MARIN ..... MARE-in
1 BAYRON MATOS ..... BYE-run MAT-ohs
2 SAQUAN Singleton ..... SAY-qwan
4 Emmanuel KUAC ..... KWATCH
10 MAKUACH MALUACH ...muh-KWATCH mal-a-WATCH
13 JAVONTÉ Johnson ..... Juh-VAHN-tay
14 Logan PADGETT ..... PAD-jet
22 VALDIR Manuel ..... val-DEER MAN-well
23 ELOY MEDINA ..... EE-loy muh-DEE-nuh
30 Kurt WEGSCHEIDER ..... VEG-shy-der
35 ASSANE NDIAYE ..... uh-SAHN en-jie

BY ELIGIBILITY

Seniors (2)
3 Keith McGee ..... G
10 Makuach Maluach ..... G/F
Juniors (6)
2 Saquan Singleton ..... G
5 Rod Brown ..... F
20 Clay Patterson ..... G
22 Valdir Manuel ..... F
33 Jordan Arroyo ..... F
35 Assane Ndiaye ..... F
Sophomores (4)
4 Emmanuel Kuac ..... G
11 Jeremiah Francis III ..... PG
14 Logan Padgett ..... F
30 Kurt Wegscheider ..... G
Freshmen (6)
0 Isaiah Marin ..... G
1 Bayron Matos ..... F
12 Daniel Headdings ..... G
13 Javonté Johnson ..... G
21 Nolan Dorsey ..... PG
23 Eloy Medina ..... G

HOME STATE/COUNTRY

Alabama (1)
14 Logan Padgett ..... F
Alaska (1)
12 Daniel Headdings ..... G
Arizona (1)
0 Isaiah Marin ..... G
Colorado (1)
13 Javonté Johnson ..... G
New Mexico (3)
20 Clay Patterson ..... G
23 Eloy Medina ..... G
33 Jordan Arroyo ..... F
New York (2)
2 Saquan Singleton ..... G
3 Keith McGee ..... G
North Carolina (1)
21 Nolan Dorsey ..... PG
Ohio (1)
11 Jeremiah Francis III ..... PG
Tennessee (1)
5 Rod Brown ..... F

Angola (1)
22 Valdir Manuel ..... F
Australia (1)
10 Makuach Maluach ..... G/F
Canada (1)
4 Emmanuel Kuac ..... G
Central African Republic (1)
30 Kurt Wegscheider ..... G
Dominican Republic (1)
1 Bayron Matos ..... F
Senegal (1)
35 Assane Ndiaye ..... F

NUMERICAL ROSTER

#	NAME	HT	POS	YR	EXP @ UNM	HOMETOWN (LAST SCHOOL/TEAM)
0	Isaiah Marin	6-5	G	Fr.	HS	Phoenix, Ariz (College Prep Academy)
1	Bayron Matos	6-9	F	R-Fr.	HS	Santo Domingo D.R. (Hamilton Heights C. Acad.)
2	Saquan Singleton	6-6	G	Jr.	TR	Bronx, N.Y. (Hutchinson CC)
3	Keith McGee	6-3	PG	R-Sr.	2L	Rochester, N.Y. (South Plains College)
4	Emmanuel Kuac	6-7	G	So.	1L	Calgary, Alberta, Canada (Kearns HS (Utah))
5	Rod Brown	6-8	F	R-Jr.	TR	Memphis, Tenn. (Pearl River CC/Wichita State)
10	Makuach Maluach	6-7	G/F	Sr.	3L	Sydney, Australia (Newington College)
11	Jeremiah Francis III	6-1	PG	So.	TR	Columbus, Ohio (North Carolina)
12	Daniel Headdings	6-2	G	R-Fr.	HS	Wasilla, Alaska (Wasilla HS)
13	Javonté Johnson	6-6	G	Fr.	HS	Colorado Springs, Colo. (Cheyenne Mtn. HS)
14	Logan Padgett	6-7	F	So.	TR	Homewood, Ala. (Samford)
20	Clay Patterson	6-1	G	R-Jr.	2L	Rio Rancho, N.M. (Fort Lewis)
21	Nolan Dorsey	6-5	PG	Fr.	HS	Knightdale, N.C. (Milbrook HS)
22	Valdir Manuel	6-10	F	Jr.	TR	Luanda, Angola (Harcum College)
23	Eloy Medina	6-3	G	Fr.	HS	Albuquerque, N.M. (West Mesa HS)
30	Kurt Wegscheider	6-4	G	So.	1L	Bangui, Central African Republic (NBA Academy Africa)
33	Jordan Arroyo	6-7	F	Jr.	2L	Albuquerque, N.M. (Atrisco Heritage Acad.)
35	Assane Ndiaye	7-1	F	Jr.	TR	Dakar, Senegal (Kilgore College)

ALPHABETICAL ROSTER

#	NAME	HT	POS	YR	EXP. @ UNM	HOMETOWN (LAST SCHOOL/TEAM)
33	Jordan Arroyo	6-7	F	Jr.	2L	Albuquerque, N.M. (Atrisco Heritage Acad.)
5	Rod Brown	6-8	F	R-Jr.	TR	Memphis, Tenn. (Pearl River CC/Wichita State)
21	Nolan Dorsey	6-5	PG	Fr.	HS	Knightdale, N.C. (Milbrook HS)
11	Jeremiah Francis III	6-1	PG	So.	TR	Columbus, Ohio (North Carolina)
12	Daniel Headdings	6-2	G	R-Fr.	HS	Wasilla, Alaska (Wasilla HS)
13	Javonté Johnson	6-6	G	Fr.	HS	Colorado Springs, Colo. (Cheyenne Mtn. HS)
4	Emmanuel Kuac	6-7	G	So.	1L	Calgary, Alberta, Canada (Kearns HS (Utah))
10	Makuach Maluach	6-7	G/F	Sr.	3L	Sydney, Australia (Newington College)
22	Valdir Manuel	6-10	F	Jr.	TR	Luanda, Angola (Harcum College)
0	Isaiah Marin	6-5	G	Fr.	HS	Phoenix, Ariz (College Prep Academy)
1	Bayron Matos	6-9	F	R-Fr.	HS	Santo Domingo D.R. (Hamilton Heights C. Acad.)
3	Keith McGee	6-3	PG	R-Sr.	2L	Rochester, N.Y. (South Plains College)
23	Eloy Medina	6-3	G	Fr.	HS	Albuquerque, N.M. (West Mesa HS)
35	Assane Ndiaye	7-1	F	Jr.	TR	Dakar, Senegal (Kilgore College)
14	Logan Padgett	6-7	F	So.	TR	Homewood, Ala. (Samford)
20	Clay Patterson	6-1	G	R-Jr.	2L	Rio Rancho, N.M. (Fort Lewis)
2	Saquan Singleton	6-6	G	Jr.	TR	Bronx, N.Y. (Hutchinson CC)
30	Kurt Wegscheider	6-4	G	So.	1L	Bangui, Central African Republic (NBA Academy Africa)

STARTERS RETURNING (1)

No.	Name	Pos.	GP-GS	Pts.	Reb.	Ast.	FG%	FT%
10	Makuach Maluach	G/F	33-33	9.6	4.0	1.2	48.0%	72.6%

OTHER LETTERWINNERS RETURNING (5)

No.	Name	Pos.	GP-GS	Pts.	Reb.	Ast.	FG%	FT%
3	Keith McGee	G	31-2	5.9	1.6	0.8	47.3	60.0
4	Emmanuel Kuac	G	19-0	1.5	1.3	0.5	52.2	16.7
20	Clay Patterson	G	9-0	0.7	0.3	0.3	00.0	100.0
30	Kurt Wegscheider	G	17-2	1.9	1.3	0.4	56.0	57.1
33	Jordan Arroyo	F	14-1	1.0	1.2	0.1	41.7	66.7

STARTERS LOST (4)

No.	Name	Pos.	GP-GS	Pts.	Reb.	Ast.	FG%	FT%
0	Zane Martin	G	33-18	10.1	2.9	3.1	41.5	70.5
1	Corey Manigault	F	33-20	12.5	4.5	0.7	54.5	69.8
2	Vance Jackson	G/F	28-28	11.1	5.3	1.3	41.4	71.4
5	JaQuan Lyle	G	29-28	14.9	4.2	4.6	43.0	74.6

OTHER LETTERWINNERS LOST (4)

No.	Name	Pos.
4	Tavian Percy	G
11	JJ Caldwell	G
14	Vante Hendrix	G
15	Carlton Bragg	F

NEWCOMERS (12)

No.	Name	Pos.	Exp.
0	Isaiah Marin	G	HS
1	Bayron Matos	F	HS
2	Saquan Singleton	G	TR
5	Rod Brown	F	TR
11	Jeremiah Francis III	PG	TR
12	Daniel Headdings	G	HS
13	Javonté Johnson	G	HS
14	Logan Padgett	F	TR
21	Nolan Dorsey	PG	HS
22	Valdir Manuel	F	TR
23	Eloy Medina	G	HS
35	Assane Ndiaye	F	TR

Paul Weir

21st Head Coach in UNM Program History
Career Record: 84-59

NOTEWORTHY :

- Named the 21st head coach in program history on April 11, 2017
- First basketball coach to serve as head coach for both New Mexico DI Institutions
- Led 2017-18 Lobos to third in the MW after the team was picked ninth
- Led NMSU to WAC Tournament Championship and NCAA Appearance
- Married to Alma Weir and has two sons, Theodore and Noah

COACHING EXPERIENCE

Head Coach:

New Mexico (2017-present) (55-51)

New Mexico State (2016-17) (28-6)

Associate Head Coach:

New Mexico State (2007-16)

Director of Basketball Operations:

University of Iowa (2005-07)

Assistant Coach:

Northwestern State (La.) (2004-05)

ALMA MATER

York (2004)

MORE NOTES ON COACH WEIR

- Weir's 28-6 record as a first-year head coach in 2016-17 at NMSU tied for the 10th-most wins by a Division I head coach in NCAA history
- His 28 wins in 2016-17 were the most in Division I for first-year head coaches
- Among those 28 wins was an NMSU school record 20-game win streak that was at the time the longest in the nation
- Has three master's degrees in health and human performance, sports psychology and business administration. Recently completed his doctorate
- Played at York University and became starting point-guard for the Lions as a freshman
- Weir arrived at NM State in 2007 after two seasons as the director of basketball operations at Iowa, where he served under former Lobo head coach Steve Alford

WHAT THEY ARE SAYING ABOUT PAUL WEIR

"New Mexico got a guy in Paul Weir that has paid his dues, and immediately showed he can get things done as the head coach. This hire makes sense because Weir knows the landscape and the expectations at UNM. He's a guy who can coach, recruit and connect with players. That's rare these days." **- Jeff Goodman, ESPN**

"Paul Weir handled the transition from assistant coach to head coach about as smoothly as it can be handled -- winning 28 games in his first year after being promoted at New Mexico State. It was similar to what Brad Stevens did immediately after being promoted at Butler. So the Lobos have hired an accomplished coach with a great reputation." **- Gary Parrish, CBS Sports**

2020-21 SEASON STATISTICS

Overall record: 4-6 Conf: 0-6 Home: 0-0 Away: 2-2 Neutral: 2-4

					Total		3-Point		F-Throw		Rebounds											
##	Player	gp-gs	min	avg	fg-fga	fg%	3fg-fga	3fg%	ft-fta	ft%	off	def	tot	avg	pf	dq	a	to	blk	stl	pts	avg
10	MALUACH, Makuach	10-10	267	26.7	52-110	.473	10-27	.370	22-36	.611	16	43	59	5.9	18	0	13	26	7	10	136	13.6
05	BROWN, Rod	10-9	235	23.5	33-69	.478	0-0	.000	24-36	.667	24	30	54	5.4	21	0	14	17	6	3	90	9.0
02	SINGLETON, Saquan	10-10	229	22.9	25-61	.410	0-4	.000	31-52	.596	16	26	42	4.2	16	0	22	13	6	9	81	8.1
01	MATOS, Bayron	10-8	201	20.1	27-58	.466	0-0	.000	10-24	.417	26	20	46	4.6	19	0	5	13	6	2	64	6.4
22	MANUEL, Valdir	10-1	154	15.4	28-70	.400	2-11	.182	4-7	.571	13	23	36	3.6	14	0	4	9	11	1	62	6.2
03	MCGEE, Keith	8-0	120	15.0	18-42	.429	11-29	.379	0-0	.000	5	12	17	2.1	8	0	5	9	1	2	47	5.9
11	FRANCIS III,Jeremiah	10-8	211	21.1	15-68	.221	5-31	.161	13-17	.765	2	21	23	2.3	8	0	19	17	0	6	48	4.8
04	KUAC, Emmanuel	9-2	137	15.2	13-34	.382	7-20	.350	1-3	.333	6	23	29	3.2	19	0	4	13	4	5	34	3.8
13	JOHNSON, Javonte	10-0	111	11.1	9-29	.310	2-13	.154	9-13	.692	4	8	12	1.2	10	0	4	1	0	3	29	2.9
00	MARIN, Isaiah	9-2	101	11.2	9-25	.360	5-11	.455	3-6	.500	5	15	20	2.2	23	2	9	7	0	1	26	2.9
30	WEGSCHEIDER, Kurt	9-0	99	11.0	8-18	.444	0-2	.000	5-8	.625	9	8	17	1.9	7	0	5	5	0	6	21	2.3
12	HEADDINGS, Daniel	4-0	6	1.5	2-2	1.000	1-1	1.000	1-1	1.000	0	1	1	0.3	1	0	1	0	0	0	6	1.5
14	PADGETT, Logan	6-0	36	6.0	3-10	.300	1-4	.250	0-0	.000	4	5	9	1.5	0	0	2	2	1	2	7	1.2
21	DORSEY, Nolan	7-0	58	8.3	3-10	.300	1-5	.200	0-0	.000	1	4	5	0.7	1	0	2	4	0	1	7	1.0
20	PATTERSON, Clay	6-0	25	4.2	1-7	.143	1-6	.167	1-2	.500	0	3	3	0.5	3	0	2	1	0	1	4	0.7
33	ARROYO, Jordan	2-0	4	2.0	0-0	.000	0-0	.000	0-0	.000	1	0	1	0.5	0	0	0	0	0	0	0	0.0
23	MEDINA, Eloy	3-0	6	2.0	0-3	.000	0-3	.000	0-0	.000	0	1	1	0.3	0	0	0	0	0	0	0	0.0
	Team										15	15	30					4				
	Total.....	0	2000		246-616	.399	46-167	.275	124-205	.605	147	258	405	0.0	168	2	111	141	42	52	662	0.0
	Opponents.....	0	2000		257-598	.430	86-243	.354	124-174	.713	105	253	358	0.0	187	-	150	129	39	70	724	0.0

TEAM STATISTICS	NM	OPP
SCORING	662	724
Points per game	66.2	72.4
Scoring margin	-6.2	-
FIELD GOALS-ATT	246-616	257-598
Field goal pct	.399	.430
3 POINT FG-ATT	46-167	86-243
3-point FG pct	.275	.354
3-pt FG made per game	4.6	8.6
FREE THROWS-ATT	124-205	124-174
Free throw pct	.605	.713
F-Throws made per game	12.4	12.4
REBOUNDS	405	358
Rebounds per game	40.5	35.8
Rebounding margin	+4.7	-
ASSISTS	111	150
Assists per game	11.1	15.0
TURNOVERS	141	129
Turnovers per game	14.1	12.9
Turnover margin	-1.2	-
Assist/turnover ratio	0.8	1.2
STEALS	52	70
Steals per game	5.2	7.0
BLOCKS	42	39
Blocks per game	4.2	3.9
ATTENDANCE	0	771
Home games-Avg/Game	0-0	4-193
Neutral site-Avg/Game	-	6-0

Score by Periods	1st	2nd	Totals
New Mexico	298	364	662
Opponents	352	372	724

	Date	Opponent		Score	Att.
	12/13/20	at Rice	W	72-61	0
	12/15/20	vs Our Lady of the Lake	W	104-65	0
	12/17/20	vs LeTourneau	W	90-58	0
*	12/21/20	at Boise St.	L	53-77	0
*	12/23/20	at Boise St.	L	52-89	0
*	12/31/20	vs Nevada	L	54-68	0
*	01/02/21	vs Nevada	L	74-84	0
*	01/06/21	vs Utah State	L	45-77	0
*	01/08/21	vs Utah State	L	46-82	0
	01/13/21	at Dixie St.	W	72-63	771
*	1/16/21	at UNLV	3:30 p.m. MT		
*	1/18/21	at UNLV	TBA		
*	1/21/21	SAN JOSé STATE	TBA		
*	1/23/21	SAN JOSé STATE	TBA		
*	1/28/21	at Fresno State	9 p.m. MT		
*	1/30/21	at Fresno State	5 p.m. MT		
*	2/3/21	SAN DIEGO STATE	TBA		
*	2/5/21	SAN DIEGO STATE	7 p.m. MT		
*	2/9/21	at Colorado State	TBA		
*	2/11/21	at Colorado State	TBA		
*	2/17/21	WYOMING	TBA		
*	2/19/20	WYOMING	TBA		
*	2/22/21	at Air Force	TBA		
*	2/24/21	at Air Force	TBA		

* - MW game

Overall record: 0-6 Conf: 0-6 Home: 0-0 Away: 0-2 Neutral: 0-4

					Total		3-Point		F-Throw		Rebounds											
##	Player	gp-gs	min	avg	fg-fga	fg%	3fg-fga	3fg%	ft-fta	ft%	off	def	tot	avg	pf	dq	a	to	blk	stl	pts	avg
10	MALUACH, Makuach	6-6	163	27.2	27-66	.409	6-21	.286	9-16	.563	4	19	23	3.8	11	0	7	21	3	7	69	11.5
03	MCGEE, Keith	5-0	77	15.4	14-28	.500	10-21	.476	0-0	.000	2	6	8	1.6	5	0	2	3	0	2	38	7.6
05	BROWN, Rod	6-6	141	23.5	12-37	.324	0-0	.000	18-28	.643	10	13	23	3.8	16	0	9	13	2	3	42	7.0
02	SINGLETON, Saquan	6-6	128	21.3	11-36	.306	0-3	.000	18-31	.581	6	7	13	2.2	8	0	8	8	1	8	40	6.7
11	FRANCIS III,Jeremiah	6-4	129	21.5	10-36	.278	4-14	.286	8-10	.800	1	11	12	2.0	4	0	11	11	0	1	32	5.3
22	MANUEL, Valdir	6-0	85	14.2	11-34	.324	1-6	.167	3-5	.600	3	9	12	2.0	8	0	0	3	5	0	26	4.3
01	MATOS, Bayron	6-6	123	20.5	9-24	.375	0-0	.000	6-15	.400	13	11	24	4.0	15	0	1	4	1	1	24	4.0
13	JOHNSON, Javonte	6-0	62	10.3	3-16	.188	1-8	.125	6-7	.857	2	3	5	0.8	8	0	1	1	0	0	13	2.2
30	WEGSCHEIDER, Kurt	6-0	64	10.7	5-10	.500	0-1	.000	3-5	.600	6	3	9	1.5	5	0	4	2	0	1	13	2.2
04	KUAC, Emmanuel	6-0	83	13.8	4-16	.250	3-11	.273	0-1	.000	2	11	13	2.2	14	0	1	9	2	3	11	1.8
21	DORSEY, Nolan	4-0	37	9.3	3-7	.429	1-4	.250	0-0	.000	1	1	2	0.5	1	0	1	3	0	1	7	1.8
12	HEADDINGS, Daniel	2-0	1	0.5	1-1	1.000	1-1	1.000	0-0	.000	0	0	0	0.0	0	0	0	0	0	0	3	1.5
00	MARIN, Isaiah	6-2	70	11.7	2-16	.125	1-6	.167	0-2	.000	4	9	13	2.2	16	1	7	4	0	1	5	0.8
20	PATTERSON, Clay	3-0	9	3.0	0-3	.000	0-3	.000	1-2	.500	0	1	1	0.3	0	0	0	0	0	1	1	0.3
14	PADGETT, Logan	4-0	23	5.8	0-5	.000	0-3	.000	0-0	.000	2	4	6	1.5	0	0	1	2	1	1	0	0.0
23	MEDINA, Eloy	1-0	1	1.0	0-1	.000	0-1	.000	0-0	.000	0	0	0	0.0	0	0	0	0	0	0	0	0.0
33	ARROYO, Jordan	2-0	4	2.0	0-0	.000	0-0	.000	0-0	.000	1	0	1	0.5	0	0	0	0	0	0	0	0.0
	Team										8	6	14					3				
	Total.....	6	1200		112-336	.333	28-103	.272	72-122	.590	65	114	179	29.8	111	1	53	87	15	30	324	54.0
	Opponents.....	6	1200		171-335	.510	44-112	.393	91-123	.740	63	173	236	39.3	114	-	100	81	29	43	477	79.5

TEAM STATISTICS	NM	OPP
SCORING	324	477
Points per game	54.0	79.5
Scoring margin	-25.5	-
FIELD GOALS-ATT	112-336	171-335
Field goal pct	.333	.510
3 POINT FG-ATT	28-103	44-112
3-point FG pct	.272	.393
3-pt FG made per game	4.7	7.3
FREE THROWS-ATT	72-122	91-123
Free throw pct	.590	.740
F-Throws made per game	12.0	15.2
REBOUNDS	179	236
Rebounds per game	29.8	39.3
Rebounding margin	-9.5	-
ASSISTS	53	100
Assists per game	8.8	16.7
TURNOVERS	87	81
Turnovers per game	14.5	13.5
Turnover margin	-1.0	-
Assist/turnover ratio	0.6	1.2
STEALS	30	43
Steals per game	5.0	7.2
BLOCKS	15	29
Blocks per game	2.5	4.8
ATTENDANCE	0	0
Home games-Avg/Game	0-0	2-0
Neutral site-Avg/Game	-	4-0

Score by Periods	1st	2nd	Totals
New Mexico	148	176	324
Opponents	245	232	477

	Date	Opponent		Score	Att.
*	12/21/20	at Boise St.	L	53-77	0
*	12/23/20	at Boise St.	L	52-89	0
*	12/31/20	vs Nevada	L	54-68	0
*	01/02/21	vs Nevada	L	74-84	0
*	01/06/21	vs Utah State	L	45-77	0
*	01/08/21	vs Utah State	L	46-82	0
*	1/16/21	at UNLV	3:30 p.m. MT		
*	1/18/21	at UNLV	TBA		
*	1/21/21	SAN JOSé STATE	TBA		
*	1/23/21	SAN JOSé STATE	TBA		
*	1/28/21	at Fresno State	9 p.m. MT		
*	1/30/21	at Fresno State	5 p.m. MT		
*	2/3/21	SAN DIEGO STATE	TBA		
*	2/5/21	SAN DIEGO STATE	7 p.m. MT		
*	2/9/21	at Colorado State	TBA		
*	2/11/21	at Colorado State	TBA		
*	2/17/21	WYOMING	TBA		
*	2/19/20	WYOMING	TBA		
*	2/22/21	at Air Force	TBA		
*	2/24/21	at Air Force	TBA		

* - MW game

2020-21 Extended Season Statistics - All Games

RECORD:	OVERALL	HOME	AWAY	NEUTRAL
ALL GAMES	4-6	0-0	2-2	2-4
CONFERENCE	0-6	0-0	0-2	0-4
NON-CONFERENCE	4-0	0-0	2-0	2-0

					Total		3-Point		F-Throw		Rebounds																	
##	Player	gp-gs	min	avg	fg-fga	fg%	3fg-fga	3fg%	ft-fta	ft%	off	def	tot	avg	pf	dq	a	a/g	to	to/g	a/to	blk	blk/g	stl	stl/g	pts	avg
10	MALUACH, Makuach	10-10	267	26.7	52-110	.473	10-27	.370	22-36	.611	16	43	59	5.9	18	0	13	1.30	26	2.60	0.50	7	0.70	10	1.00	136	13.6
05	BROWN, Rod	10-9	235	23.5	33-69	.478	0-0	.000	24-36	.667	24	30	54	5.4	21	0	14	1.40	17	1.70	0.82	6	0.60	3	0.30	90	9.0
02	SINGLETON, Saquan	10-10	229	22.9	25-61	.410	0-4	.000	31-52	.596	16	26	42	4.2	16	0	22	2.20	13	1.30	1.69	6	0.60	9	0.90	81	8.1
01	MATOS, Bayron	10-8	201	20.1	27-58	.466	0-0	.000	10-24	.417	26	20	46	4.6	19	0	5	0.50	13	1.30	0.38	6	0.60	2	0.20	64	6.4
22	MANUEL, Valdir	10-1	154	15.4	28-70	.400	2-11	.182	4-7	.571	13	23	36	3.6	14	0	4	0.40	9	0.90	0.44	11	1.10	1	0.10	62	6.2
03	MCGEE, Keith	8-0	120	15.0	18-42	.429	11-29	.379	0-0	.000	5	12	17	2.1	8	0	5	0.63	9	1.13	0.56	1	0.13	2	0.25	47	5.9
11	FRANCIS III,Jeremiah	10-8	211	21.1	15-68	.221	5-31	.161	13-17	.765	2	21	23	2.3	8	0	19	1.90	17	1.70	1.12	0	0.00	6	0.60	48	4.8
04	KUAC, Emmanuel	9-2	137	15.2	13-34	.382	7-20	.350	1-3	.333	6	23	29	3.2	19	0	4	0.44	13	1.44	0.31	4	0.44	5	0.56	34	3.8
13	JOHNSON, Javonte	10-0	111	11.1	9-29	.310	2-13	.154	9-13	.692	4	8	12	1.2	10	0	4	0.40	1	0.10	4.00	0	0.00	3	0.30	29	2.9
00	MARIN, Isaiah	9-2	101	11.2	9-25	.360	5-11	.455	3-6	.500	5	15	20	2.2	23	2	9	1.00	7	0.78	1.29	0	0.00	1	0.11	26	2.9
30	WEGSCHEIDER, Kurt	9-0	99	11.0	8-18	.444	0-2	.000	5-8	.625	9	8	17	1.9	7	0	5	0.56	5	0.56	1.00	0	0.00	6	0.67	21	2.3
12	HEADDINGS, Daniel	4-0	6	1.5	2-2	1.000	1-1	1.000	1-1	1.000	0	1	1	0.3	1	0	1	0.25	0	0.00	99.00	0	0.00	0	0.00	6	1.5
14	PADGETT, Logan	6-0	36	6.0	3-10	.300	1-4	.250	0-0	.000	4	5	9	1.5	0	0	2	0.33	2	0.33	1.00	1	0.17	2	0.33	7	1.2
21	DORSEY, Nolan	7-0	58	8.3	3-10	.300	1-5	.200	0-0	.000	1	4	5	0.7	1	0	2	0.29	4	0.57	0.50	0	0.00	1	0.14	7	1.0
20	PATTERSON, Clay	6-0	25	4.2	1-7	.143	1-6	.167	1-2	.500	0	3	3	0.5	3	0	2	0.33	1	0.17	2.00	0	0.00	1	0.17	4	0.7
23	MEDINA, Eloy	3-0	6	2.0	0-3	.000	0-3	.000	0-0	.000	0	1	1	0.3	0	0	0	0.00	0	0.00	0.00	0	0.00	0	0.00	0	0.0
33	ARROYO, Jordan	2-0	4	2.0	0-0	.000	0-0	.000	0-0	.000	1	0	1	0.5	0	0	0	0.00	0	0.00	0.00	0	0.00	0	0.00	0	0.0
	Total.....	10	2000		246-616	.399	46-167	.275	124-205	.605	147	258	405	40.5	168	2	111	11.10	141	14.10	0.79	42	4.20	52	5.20	662	66.2
	Opponents.....	10	2000		257-598	.430	86-243	.354	124-174	.713	105	253	358	35.8	187	-	150	15.00	129	12.90	1.16	39	3.90	70	7.00	724	72.4

2020-21 Season Metrics

##	Player	Min	AST%	EFG%	TS%	Usg%	DRB%	ORB%	TRB%
33	ARROYO, Jordan	4	0.0	.000	.000	0.0	0.0	25.0	13.1
05	BROWN, Rod	235	12.6	.478	.530	20.5	14.1	10.2	12.0
21	DORSEY, Nolan	58	6.1	.350	.350	11.4	7.6	1.7	4.5
11	FRANCIS III,Jeremiah	211	16.6	.257	.318	20.7	11.0	0.9	5.7
12	HEADDINGS, Daniel	6	59.2	1.250	1.230	19.2	18.4	0.0	8.7
13	JOHNSON, Javonte	111	6.7	.345	.418	15.2	7.9	3.6	5.7
04	KUAC, Emmanuel	137	5.6	.485	.481	16.7	18.5	4.4	11.1
10	MALUACH, Makuach	267	11.6	.518	.540	26.9	17.7	6.0	11.6
22	MANUEL, Valdir	154	6.0	.414	.424	25.2	16.5	8.4	12.3
00	MARIN, Isaiah	101	16.9	.460	.470	16.2	16.4	5.0	10.4
01	MATOS, Bayron	201	5.2	.466	.467	19.2	11.0	12.9	12.0
03	MCGEE, Keith	120	9.0	.560	.560	20.1	11.0	4.2	7.4
23	MEDINA, Eloy	6	0.0	.000	.000	23.6	18.4	0.0	8.7
14	PADGETT, Logan	36	10.4	.350	.350	15.7	15.3	11.1	13.1
20	PATTERSON, Clay	25	13.9	.214	.254	16.8	13.2	0.0	6.3
02	SINGLETON, Saquan	229	19.0	.410	.483	20.0	12.5	7.0	9.6
30	WEGSCHEIDER, Kurt	99	9.5	.444	.488	12.6	8.9	9.1	9.0

Estimated possessions: 706.5
Team offensive rating (ORtg): 93.7
Team defensive rating (DRtg): 102.5

AST% - An estimate of the pct of teammate field goals assisted while on the floor
EFG% - Effective FG% (adjusts to include additional points from 3FGs)
TS% - True Shooting% (takes into account field goals, 3-point field goals, and free throws
Usg% - An estimate of the pct of team plays used while on the floor
DRB% - An estimate of the pct of available defensive rebounds grabbed while on the floor

2020-21 UNM Team Game-by-Game

				Total		3-Pointers		Free throws		Rebounds										
Opponent	Date	Score		fg-fga	pct	3fg-fga	pct	ft-fta	pct	off	def	tot	avg	pf	a	t/o	blk	stl	pts	avg
at Rice	12/13/20	72-61	W	29-66	.439	4-17	.235	10-13	.769	19	30	49	49.0	16	12	15	3	6	72	72.0
vs Our Lady of the Lake	12/15/20	104-65	W	40-67	.597	10-23	.435	14-23	.609	14	34	48	48.5	12	21	14	9	10	104	88.0
vs LeTourneau	12/17/20	90-58	W	38-83	.458	2-12	.167	12-24	.500	32	47	79	58.7	10	16	15	4	5	90	88.7
at Boise St.	12/21/20	53-77	L	19-56	.339	5-15	.333	10-19	.526	11	18	29	51.2	18	8	13	1	3	53	79.8
at Boise St.	12/23/20	52-89	L	18-54	.333	1-9	.111	15-21	.714	10	16	26	46.2	13	3	18	2	4	52	74.2
vs Nevada	12/31/20	54-68	L	18-58	.310	3-14	.214	15-35	.429	18	27	45	46.0	23	13	16	3	6	54	70.8
vs Nevada	01/02/21	74-84	L	23-51	.451	9-23	.391	19-29	.655	11	17	28	43.4	23	16	8	0	4	74	71.3
vs Utah State	01/06/21	45-77	L	15-56	.268	5-21	.238	10-14	.714	9	20	29	41.6	17	5	18	5	7	45	68.0
vs Utah State	01/08/21	46-82	L	19-61	.311	5-21	.238	3-4	.750	6	16	22	39.4	17	8	14	4	6	46	65.6
at Dixie St.	01/13/21	72-63	W	27-64	.422	2-12	.167	16-23	.696	17	33	50	40.5	19	9	10	11	1	72	66.2
New Mexico		662		246-616	.399	46-167	.275	124-205	.605	147	258	405	40.5	168	111	141	42	52	662	66.2
Opponents		724		257-598	.430	86-243	.354	124-174	.713	105	253	358	35.8	187	150	129	39	70	724	72.4

Games played: 10
Points/game: 66.2
FG Pct: 39.9
3FG Pct: 27.5
FT Pct: 60.5

Rebounds/game: 40.5
Assists/game: 11.1
Turnovers/game: 14.1
Assist/turnover ratio: 0.8
Steals/game: 5.2
Blocks/game: 4.2

2020-21 Opponent Game-by-Game

				Total		3-Pointers		Free throws		Rebounds										
Opponent	Date	Score		fg-fga	pct	3fg-fga	pct	ft-fta	pct	off	def	tot	avg	pf	a	t/o	blk	stl	pts	avg
at Rice	12/13/20	72-61	W	19-56	.339	13-35	.371	10-16	.625	10	20	30	30.0	15	11	15	0	5	61	61.0
vs Our Lady of the Lake	12/15/20	104-65	W	23-62	.371	10-28	.357	9-11	.818	6	15	21	25.5	19	13	18	4	7	65	63.0
vs LeTourneau	12/17/20	90-58	W	22-79	.278	11-44	.250	3-5	.600	11	21	32	27.7	19	10	8	5	9	58	61.3
at Boise St.	12/21/20	53-77	L	30-52	.577	5-15	.333	12-20	.600	8	27	35	29.5	20	19	12	5	10	77	65.2
at Boise St.	12/23/20	52-89	L	36-60	.600	11-22	.500	6-9	.667	8	28	36	30.8	20	23	13	4	8	89	70.0
vs Nevada	12/31/20	54-68	L	20-52	.385	4-18	.222	24-31	.774	10	32	42	32.7	28	5	15	4	7	68	69.7
vs Nevada	01/02/21	74-84	L	25-51	.490	13-25	.520	21-25	.840	8	21	29	32.1	26	17	9	1	5	84	71.7
vs Utah State	01/06/21	45-77	L	28-57	.491	4-16	.250	17-21	.810	11	30	41	33.2	12	16	15	10	7	77	72.4
vs Utah State	01/08/21	46-82	L	32-63	.508	7-16	.438	11-17	.647	18	35	53	35.4	8	20	17	5	6	82	73.4
at Dixie St.	01/13/21	72-63	W	22-66	.333	8-24	.333	11-19	.579	15	24	39	35.8	20	16	7	1	6	63	72.4
Opponents		724		257-598	.430	86-243	.354	124-174	.713	105	253	358	35.8	187	150	129	39	70	724	72.4
New Mexico		662		246-616	.399	46-167	.275	124-205	.605	147	258	405	40.5	168	111	141	42	52	662	66.2

Games played: 10
Points/game: 72.4
FG Pct: 43.0
3FG Pct: 35.4
FT Pct: 71.3

Rebounds/game: 35.8
Assists/game: 15.0
Turnovers/game: 12.9
Assist/turnover ratio: 1.2
Steals/game: 7.0
Blocks/game: 3.9

2020-21 Game-by-Game Highs

Opponent	Date	Score	Points	Rebounds	Assists	Steals	Blocked shots
at Rice	12/13/20	72-61	23-MALUACH, Makua	12-MALUACH, Makua	4-SINGLETON, Saqu	3-FRANCIS III,Jeremi	1-SINGLETON, Saqu MCGEE, Keith MATOS, Bayron
vs Our Lady of the Lake	12/15/20	104-65	17-MALUACH, Makua	10-SINGLETON, Saq	4-SINGLETON, Saqu FRANCIS III,Jeremi	3-MALUACH, Makua	3-MATOS, Bayron
vs LeTourneau	12/17/20	90-58	16-MATOS, Bayron	12-MALUACH, Makua	3-MALUACH, Makua	3-WEGSCHEIDER, K	1-MANUEL, Valdir MALUACH, Makuac BROWN, Rod MATOS, Bayron
at Boise St.	12/21/20	53-77	13-MALUACH, Makua	4-KUAC, Emmanuel SINGLETON, Saqua	3-SINGLETON, Saqu	1-MCGEE, Keith WEGSCHEIDER, K KUAC, Emmanuel	1-MANUEL, Valdir
at Boise St.	12/23/20	52-89	8-SINGLETON, Saqu MALUACH, Makuac BROWN, Rod	5-WEGSCHEIDER, K	1-BROWN, Rod MARIN, Isaiah WEGSCHEIDER, K	2-MALUACH, Makua SINGLETON, Saqua	1-MALUACH, Makua KUAC, Emmanuel
vs Nevada	12/31/20	54-68	15-MALUACH, Makua	11-BROWN, Rod	4-BROWN, Rod SINGLETON, Saqua	3-SINGLETON, Saqu	1-SINGLETON, Saqu KUAC, Emmanuel BROWN, Rod
vs Nevada	01/02/21	74-84	14-MCGEE, Keith	6-MALUACH, Makua	5-MALUACH, Makua	1-FRANCIS III,Jeremi SINGLETON, Saqua MALUACH, Makuac MCGEE, Keith	None
vs Utah State	01/06/21	45-77	10-MCGEE, Keith	5-MALUACH, Makua	2-FRANCIS III,Jeremi	2-BROWN, Rod MALUACH, Makuac	3-MANUEL, Valdir
vs Utah State	01/08/21	46-82	13-MALUACH, Makua	4-MANUEL, Valdir	3-FRANCIS III,Jeremi	2-MALUACH, Makua	2-MALUACH, Makua
at Dixie St.	01/13/21	72-63	17-SINGLETON, Saq	12-BROWN, Rod	4-SINGLETON, Saqu	1-SINGLETON, Saqu	4-MANUEL, Valdir SINGLETON, Saqua

JAN. 13, 2021 · NEW MEXICO 72, DIXIE STATE 63 · St. George, Utah

Lobos Snap Streak With 72-63 Win at Dixie State

ST. GEORGE, Utah — The University of New Mexico men's basketball team snapped a six-loss streak on Wednesday night with a 72-63 victory over Dixie State on the road. The Lobos were led by junior Saquan Singleton who racked up a UNM career-high 17 points to go along with six rebounds, four assists and four blocks.

Singleton led all scorers on the evening and was one of three Lobos to score in double figures. Freshman Isaiah Marin posted a career-high 13 points followed by senior Makuach Maluach who collected 12. Redshirt-junior Rod Brown finished just two points shy of his second double-double of the season with 12 boards, six of which were offensive, and eight points.

UNM (4-6, 0-6 MW) shot 42.2 percent from the floor and went on a 14-0 run with 10:44 left in the second half to help seal the win. The largest Lobo lead, 16 points, came with 9:55 left after Dixie State (4-3, 0-0 WAC) led for 11:55 early.

Despite making just a pair of threes on the night, the Lobos dominated in the paint 46-22 points and outscored the Trailblazers 45-37 in the second half.

Official Basketball Box Score -- Game Totals -- Final Statistics
New Mexico vs Dixie St.
01/13/21 7:00 pm at St. George, Utah

New Mexico 72 • 4-6, 0-6 MW

##	Player		Total FG-FGA	3-Ptr FG-FGA	FT-FTA	Rebounds Off	Def	Tot	PF	TP	A	TO	Blk	Stl	Min
01	MATOS, Bayron	f	4-9	0-0	0-1	2	2	4	1	8	0	1	0	0	16
05	BROWN, Rod	f	4-10	0-0	0-0	6	6	12	1	8	2	0	2	0	33
02	SINGLETON, Saquan	g	5-8	0-0	7-10	2	4	6	3	17	4	1	4	1	36
10	MALUACH, Makuach	g	5-12	0-1	2-2	1	5	6	4	12	2	2	1	0	30
11	FRANCIS III,Jeremiah	g	0-8	0-6	3-4	1	3	4	1	3	0	3	0	0	20
00	MARIN, Isaiah		4-6	2-3	3-4	1	3	4	5	13	0	1	0	0	15
13	JOHNSON, Javonte		1-3	0-1	1-2	0	3	3	1	3	0	0	0	0	18
21	DORSEY, Nolan		0-1	0-0	0-0	0	2	2	0	0	0	0	0	0	8
22	MANUEL, Valdir		4-7	0-1	0-0	2	3	5	3	8	1	1	4	0	24
	Team					2	2	4				1			
	Totals		27-64	2-12	16-23	17	33	50	19	72	9	10	11	1	200

FG % 1st Half:	13-36	36.1%	2nd half:	14-28	50.0%	Game:	27-64	42.2%
3FG % 1st Half:	0-4	0.0%	2nd half:	2-8	25.0%	Game:	2-12	16.7%
FT % 1st Half:	1-4	25.0%	2nd half:	15-19	78.9%	Game:	16-23	69.6%

Deadball Rebounds 4

Dixie St. 63 • 4-3, 0-0 WAC

##	Player		Total FG-FGA	3-Ptr FG-FGA	FT-FTA	Rebounds Off	Def	Tot	PF	TP	A	TO	Blk	Stl	Min
22	Frank Staine	f	4-14	1-7	4-4	3	5	8	4	13	2	2	0	1	35
24	Jacob Nicolds	f	5-7	2-2	0-0	0	2	2	2	12	2	1	0	1	35
50	Jarod Greene	f	1-6	0-0	3-4	3	6	9	1	5	1	1	1	0	18
12	Cameron Gooden	g	0-8	0-4	2-6	0	1	1	0	2	5	0	0	3	34
54	Isaiah Pope	g	2-8	1-4	0-1	0	4	4	4	5	1	2	0	0	27
10	Brock Gilbert		0-0	0-0	0-0	0	1	1	2	0	2	0	0	1	6
30	Andre Mulibea		6-12	3-4	0-0	2	2	4	2	15	2	0	0	0	19
32	Lleyton Parker		0-1	0-1	0-0	0	0	0	1	0	0	0	0	0	2
44	Hunter Schofield		4-10	1-2	2-4	3	2	5	4	11	1	1	0	0	24
	Team					4	1	5							
	Totals		22-66	8-24	11-19	15	24	39	20	63	16	7	1	6	200

FG % 1st Half:	9-28	32.1%	2nd half:	13-38	34.2%	Game:	22-66	33.3%
3FG % 1st Half:	4-10	40.0%	2nd half:	4-14	28.6%	Game:	8-24	33.3%
FT % 1st Half:	4-8	50.0%	2nd half:	7-11	63.6%	Game:	11-19	57.9%

Deadball Rebounds 3

Officials: Shawn Lehigh,Crystal Hogan,Mike Reed
Technical fouls: New Mexico-None. Dixie St.-None.
Attendance: 771
2020-21 Men's Basketball. Round: 0. Dixie St. vs New Mexico. Played at Burns.

Score by periods	1st	2nd	Total
New Mexico	27	45	**72**
Dixie St.	26	37	**63**

Points	In Paint	Off T/O	2nd Chance	Fast Break	Bench
NM	46	2	15	4	24
DIXIE	22	8	13	14	26

Last FG - NM 2nd-02:08, DIXIE 2nd-00:00.
Largest lead - NM by 16 2nd-09:55, DIXIE by 8 1st-06:03.
NM led for 24:38. DIXIE led for 11:55. Game was tied for 03:06.

Score tied - 4 times.
Lead changed - 14 times.

In a very defensive-minded first half, the Lobos and the Trailblazers combined for just 20 points, 10-10, over nearly half of the first half (8:49). Over the next two and a half minutes, Dixie State built an eight-point lead, it's largest of the night, with 6:03 left before the Lobos went on an 8-0 run to tie it with four points from Maluach, two from Brown and another two from Singleton on a fastbreak layup to knot the score 24-24 with 3:01 left in the half.

With 59 seconds left on the clock, Maluach again tied the score at 26 points apiece and the Lobos took a one-point lead just 26 seconds before halftime, 27-26, on a free throw from freshman Javonté Johnson.

The game had seen 10 lead changes and three ties over the first half including 10:59 in the lead for Dixie State to just 5:56 for UNM.

Five minutes into the second half, the Lobos remained ahead by just one, 33-32, when junior Valdir Manuel hit a jumper and sparked a 14-0 run that was bookended by Manuel jumpers and included four points from Singleton and back-to-back threes from freshman Marin within 37 seconds.

The Lobos led by a more comfortable 15, 57-32, with 10:44 left to play.

UNM kept the double-digit lead nearly the rest of the contest and as the Trailblazers fouled and attempted to gain on the Lobos, New Mexico hit 13 of their last 14 free throws over the final 4:32 to finish with the nine-point victory.

On the night, the Lobos outshot the Trailblazers 42.2-33.3 percent and outrebounded 50-39. New Mexico also accumulated a season-high 11 blocks on the night including four each from Singleton and Manuel.

The Lobos are scheduled to return to action on Saturday, Jan. 16 when they travel to Las Vegas, Nev. to resume conference play with a pair of contests against UNLV at the Thomas & Mack Center. Saturday's game is scheduled to tip at 3:30 p.m. MT on CBS Sports Network.

UNLV 2020-21 ROSTER

No.	Name	Pos.	Ht.	Wt.	Cl.	Hometown / Previous School
0	Donavan Yap	G	6-3	175	Fr.	Las Vegas, Nevada / Arbor View HS
1	Moses Wood	F	6-8	210	So.	Reno, Nevada / Tulane
2	Trey Hurlburt	G	5-11	175	Jr.	Las Vegas, Nevada / Cal
3	Caleb Grill	G	6-3	195	So.	Wichita, Kansas / Iowa State
5	David Jenkins Jr.	G	6-2	195	Jr.	Tacoma, Wash. / South Dakota State
10	Edoardo Del Cadia	F	6-7	235	Jr.	Senigallia, Italy / College of Central Florida
12	Jhaylon Martinez	C	6-11	260	Fr.	Vallejo, Calif. / Dream City Christian
13	Bryce Hamilton	G	6-4	205	Jr.	Pasadena, Calif. / Pasadena HS
14	Isaac Lindsey	G	6-4	190	Fr.	Mineral Point, Wis. / Mineral Point HS
15	Reece Brown	F	6-9	200	Fr.	Albany, N.Y. / Loomis Chaffee School
22	Nicquel "Nick" Blake	G	6-6	200	Fr.	Las Vegas, Nev. / IMG Academy
24	Kendrick Gilbert	F	6-5	190	Fr.	Las Vegas, Nev. / Durango HS
30	Devin Tillis	F	6-6	215	Fr.	Los Angeles, Calif. / Windward HS
31	Marvin Coleman	G	6-3	200	Jr.	Las Vegas, Nev. / Foothill HS
34	Cheikh Mbacke Diong	F	6-11	235	Sr.	Dakar, Senegal / Florida Prep

UNLV 2020-21 STATISTICS

Game Records

Record	Overall	Home	Away	Neutral
ALL GAMES	2-6	1-1	1-2	0-3
CONFERENCE	0-2	0-0	0-2	0-0
NON-CONFERENCE	2-4	1-1	1-0	0-3

Score by Periods

Team	1st	2nd	OT	TOT
UNLV	279	311	0	590
Opponents	288	293	0	581

Team Box Score

No.	Player				Total		3-Point		F-Throw		Rebounds											
		GP-GS	MIN	AVG	FG-FGA	FG%	3FG-FGA	3FG%	FT-FTA	FT%	OFF	DEF	TOT	AVG	PF	DQ	A	TO	BLK	STL	PTS	AVG
13	HAMILTON, Bryce	8-8	264:43	33.1	67-147	.456	16-48	.333	20-27	.741	6	35	41	5.1	21	1	26	19	0	9	170	21.3
5	JENKINS JR., David	8-8	224:56	28.1	43-106	.406	23-62	.371	14-20	.700	2	13	15	1.9	22	2	13	15	0	4	123	15.4
3	GRILL, Caleb	8-8	252:13	31.5	32-72	.444	22-57	.386	5-11	.455	4	20	24	3.0	18	0	15	9	0	15	91	11.4
34	MBACKE DIONG, Cheikh	8-8	205:59	25.7	24-34	.706	0-0	.000	6-11	.545	23	44	67	8.4	15	1	2	7	6	5	54	6.8
31	COLEMAN, Marvin	6-5	185:20	30.9	15-36	.417	3-12	.250	7-12	.583	3	12	15	2.5	22	1	24	11	0	5	40	6.7
22	BLAKE, Nick	8-0	127:25	15.9	16-39	.410	7-21	.333	9-12	.750	5	15	20	2.5	13	1	16	14	1	4	48	6.0
1	WOOD, Moses	8-0	145:25	18.2	11-29	.379	6-17	.353	4-4	1.000	7	21	28	3.5	11	0	4	7	7	5	32	4.0
2	HURLBURT, Trey	1-0	02:26	2.4	1-1	1.000	1-1	1.000	0-0	.000	1	0	1	1.0	0	0	0	0	0	0	3	3.0
10	DEL CADIA, Edoardo	7-3	75:17	10.8	6-7	.857	0-0	.000	2-3	.667	12	14	26	3.7	11	1	4	6	0	1	14	2.0
30	TILLIS, Devin	5-0	51:59	10.4	2-9	.222	2-7	.286	3-3	1.000	1	2	3	0.6	14	1	0	4	0	5	9	1.8
15	BROWN, Reece	4-0	55:29	13.9	2-4	.500	0-0	.000	2-2	1.000	8	6	14	3.5	15	0	0	3	4	1	6	1.5
0	YAP, Donavan	2-0	08:48	4.4	0-4	.000	0-1	.000	0-0	.000	1	2	3	1.5	0	0	1	0	0	0	0	0.0
Team											11	13	24					5				
Total		**8**	**1600**		**219-488**	**.449**	**80-226**	**.354**	**72-105**	**.686**	**84**	**197**	**281**	**35.1**	**162**	**8**	**105**	**100**	**18**	**54**	**590**	**73.8**
Opponents		**8**	**1600**		**189-431**	**.439**	**77-202**	**.381**	**126-166**	**.759**	**64**	**197**	**261**	**32.6**	**119**	**0**	**113**	**108**	**23**	**34**	**581**	**72.6**

Team Statistics

	UNLV	OPP
Scoring	**590**	**581**
Points per game	73.8	72.6
Scoring margin	+1.1	-
Field goals-att	**219-488**	**189-431**
Field goal pct	.449	.439
3 point fg-att	**80-226**	**77-202**
3-point FG pct	.354	.381
3-pt FG made per game	10.0	9.6
Free throws-att	**72-105**	**126-166**
Free throw pct	.686	.759
F-Throws made per game	9.0	15.8
Rebounds	**281**	**261**
Rebounds per game	35.1	32.6
Rebounding margin	+2.5	-
Assists	**105**	**113**
Assists per game	13.1	14.1
Turnovers	**100**	**108**
Turnovers per game	12.5	13.5
Turnover margin	+1.0	-
Assist/turnover ratio	1.1	1.0
Steals	**54**	**34**
Steals per game	6.8	4.3
Blocks	**18**	**23**
Blocks per game	2.3	2.9
Winning streak	**1**	**-**
Home win streak	1	-
Attendance	**0**	**0**
Home games-Avg/Game	2-0	3-0
Neutral site-Avg/Game	-	3-0

Team Results

Date	Opponent		Score	Att.
11/25/2020	Montana St.	L	78-91	0
11/30/2020	vs North Carolina	L	51-78	0
12/01/2020	vs Alabama	L	74-86	0
12/02/2020	vs Davidson	L	73-77	0
12/05/2020	at Kansas St.	W	68-58	0
01/07/2021	at Colorado St.	L	71-74	0
01/09/2021	at Colorado St.	L	80-83	0
01/12/2021	St. Katherine	W	95-34	0

2020-21 UNLV Men's Basketball
Combined Team Statistics
In Conference games

Game Records

Record	Overall	Home	Away	Neutral
ALL GAMES	0-2	0-0	0-2	0-0
CONFERENCE	0-2	0-0	0-2	0-0
NON-CONFERENCE	0-0	0-0	0-0	0-0

Score by Periods

Team	1st	2nd	OT	TOT
UNLV	71	80	0	151
Opponents	73	84	0	157

Team Box Score

No.	Player				Total		3-Point		F-Throw		Rebounds											
		GP-GS	MIN	AVG	FG-FGA	FG%	3FG-FGA	3FG%	FT-FTA	FT%	OFF	DEF	TOT	AVG	PF	DQ	A	TO	BLK	STL	PTS	AVG
13	HAMILTON, Bryce	2-2	70:52	35.4	20-48	.417	5-18	.278	6-8	.750	1	8	9	4.5	7	0	3	1	0	4	51	25.5
5	JENKINS JR., David	2-2	64:12	32.1	15-30	.500	3-10	.300	7-10	.700	0	5	5	2.5	3	0	4	3	0	3	40	20.0
34	MBACKE DIONG, Cheikh	2-2	63:37	31.8	8-13	.615	0-0	.000	2-4	.500	10	17	27	13.5	2	0	1	2	2	3	18	9.0
3	GRILL, Caleb	2-2	62:55	31.5	5-15	.333	4-13	.308	0-1	.000	1	1	2	1.0	3	0	4	2	0	2	14	7.0
22	BLAKE, Nick	2-0	40:43	20.4	5-14	.357	1-6	.167	3-4	.750	1	5	6	3.0	7	1	5	7	0	1	14	7.0
10	DEL CADIA, Edoardo	2-2	36:47	18.4	4-4	1.000	0-0	.000	0-0	.000	4	6	10	5.0	8	1	3	4	0	0	8	4.0
15	BROWN, Reece	2-0	30:49	15.4	2-3	.667	0-0	.000	0-0	.000	5	3	8	4.0	7	0	0	1	1	0	4	2.0
1	WOOD, Moses	2-0	30:06	15.0	0-2	.000	0-1	.000	2-2	1.000	0	6	6	3.0	5	0	2	2	2	0	2	1.0
Team											2	4	6					1				
Total		**2**	**400**		**59-129**	**.457**	**13-48**	**.271**	**20-29**	**.690**	**24**	**55**	**79**	**39.5**	**42**	**2**	**22**	**23**	**5**	**13**	**151**	**75.5**
Opponents		**2**	**400**		**52-109**	**.477**	**28-59**	**.475**	**25-35**	**.714**	**9**	**48**	**57**	**28.5**	**31**	**0**	**32**	**23**	**9**	**6**	**157**	**78.5**

Team Statistics

	UNLV	OPP
Scoring	**151**	**157**
Points per game	75.5	78.5
Scoring margin	-3.0	-
Field goals-att	**59-129**	**52-109**
Field goal pct	.457	.477
3 point fg-att	**13-48**	**28-59**
3-point FG pct	.271	.475
3-pt FG made per game	6.5	14.0
Free throws-att	**20-29**	**25-35**
Free throw pct	.690	.714
F-Throws made per game	10.0	12.5
Rebounds	**79**	**57**
Rebounds per game	39.5	28.5
Rebounding margin	+11.0	-
Assists	**22**	**32**
Assists per game	11.0	16.0
Turnovers	**23**	**23**
Turnovers per game	11.5	11.5
Turnover margin	0.0	-
Assist/turnover ratio	1.0	1.4
Steals	**13**	**6**
Steals per game	6.5	3.0
Blocks	**5**	**9**
Blocks per game	2.5	4.5
Winning streak	**0**	**-**
Home win streak	0	-
Attendance	**0**	**0**
Home games-Avg/Game	0-0	2-0
Neutral site-Avg/Game	-	0-0

Team Results

Date	Opponent		Score	Att.
01/07/2021	at Colorado St.	L	71-74	0
01/09/2021	at Colorado St.	L	80-83	0

JAN. 12, 2021 · UNLV 95, ST. KATHERINE 34 · Las Vegas, Nev.

Runnin' Rebels Run Past Saint Katherine, 95-34

LAS VEGAS (UNLVRebels.com) - The UNLV men's basketball team defeated Saint Katherine 95-34 Tuesday afternoon as it played its first home game in 48 days.

UNLV (2-6) had four players score in double figures, led by Mbacke Diong's double-double of 18 points and 10 rebounds. David Jenkins Jr. and Moses Wood each scored 17, while Bryce Hamilton added 15.

Saint Katherine was led by Zach Rhodes' 10 points and Jacob Durham's five rebounds.

STAT OF THE GAME: UNLV out-rebounded the Firebirds 46-16.

PULLED AWAY: UNLV used a 21-0 run over about eight minutes in the first half to take a 28-point lead at 43-15 with 2:56 remaining until halftime. The Runnin' Rebels led 49-20 at the break and outscored the Firebirds 46-14 in the second half.

QUOTABLE: "We were excited to get back in the Thomas & Mack Center for our guys to have an opportunity to play on our court. It gave us a chance to give some other guys looks and get our conditioning better, in addition to working on things we need to work on. Overall, I thought it was a good opportunity for us as we continue to head forward in conference play." - UNLV head coach T.J. Otzelberger

NOTES:
- The game counted in UNLV's season record and stats, however was an exhibition for Saint Katherine.
- UNLV recorded 23 assists and forced 18 turnovers.
- The Runnin' Rebels held SKU to 1 of 20 on 3-pointers in the second half. The Firebirds shot 21.4% (9 of 42) from the field for the game and 10.5% (2 of 19) on 3-pointers.
- Diong shot 9 of 12 from the field, Wood was 7 of 8 and Hamilton was 6 of 8. As a team, UNLV shot 58.5% (38 of 65) from the field and 50.0% (12 of 24) on 3-pointers.
- Hamilton, Jenkins Jr., and Wood all made three 3-pointers apiece.
- Nick Blake led the team in assists with six, while Jenkins Jr. dished out five.
- UNLV led in points off turnovers 24-6 and points in the paint 44-10.
- Hamilton has scored in double figures in 27 straight games, while Jenkins Jr. has scored 10 or more in six straight outings.
- It was Diong's and Wood's first game this season scoring in double figures.
- No fans were permitted to attend the game.
- UNLV has made at least one 3-pointer in a NCAA-record 1,110 straight games.

NEXT FOR THE RUNNIN' REBELS: UNLV will continue its six-game homestand with a two-game Mountain West series against New Mexico, Saturday, January 16 and Monday, January 18. Saturday's game is scheduled for 2:30 p.m. and will be televised on CBS Sports Network with the radio call available on ESPN Radio 1100 in Las Vegas.

Official Basketball Box Score - Final
St. Katherine at UNLV
01/12/21 Thomas & Mack Center, Las Vegas
2020-21 Men's Basketball

Game Time: 2:00 PM
Game Duration: 1:40

Officials: Mike Reed, Crystal Hogan, Shawn Lehigh

St. Katherine - 34 **Record: 0-6**

NO.	Name		Min	FG M-A	3P M-A	FT M-A	Rebounds OR	DR	TOT	Fouls PF	FD	TP	AS	TO	ST	Blocks BS	BA	+/-
5	Darius Jackson	G	40:00	2-9	0-2	5-6	0	3	3	2	4	9	3	4	0	0	0	-61
12	Trevor Funk	G	25:34	1-1	0-0	3-3	0	2	2	2	3	5	0	1	0	0	0	-34
23	Jesus Hernandez Jr.	G	34:19	0-8	0-5	0-0	0	1	1	0	1	0	1	1	1	0	0	-54
24	Zach Rhodes	G	28:20	3-12	2-9	2-2	1	1	2	2	3	10	1	4	1	0	1	-43
42	Jacob Durham	G	26:37	1-4	0-0	0-0	2	3	5	4	0	2	1	3	2	0	0	-42
22	Oliver Penn		21:25	2-3	0-0	3-3	0	0	0	1	2	7	0	0	0	0	0	-35
14	Ken Fukuda		13:26	0-3	0-1	0-0	1	0	1	2	1	0	0	2	0	0	2	-17
1	Kamron Fleming		07:53	0-2	0-2	0-0	0	0	0	2	1	0	0	0	0	0	0	-17
15	Kurtis Vu		02:26	0-0	0-0	1-2	0	0	0	0	1	1	0	0	0	0	0	-2
Team							1	1	2			0		3				
Totals				9-42	2-19	14-16	5	11	16	15	16	34	6	18	4	0	3	-61

Technical Fouls::NONE

Shooting By Period		
1st FG%	8-22	36.4%
3PT%	2-12	16.7%
FT%	2-2	100%
2nd FG%	1-20	5.0%
3PT%	0-7	0.0%
FT%	12-14	85.7%
GM FG%	9-42	21.4%
3PT%	2-19	10.5%
FT%	14-16	87.5%

Dead Ball Rebounds: 2, 0

UNLV - 95 **Record: 2-6**

NO.	Name		Min	FG M-A	3P M-A	FT M-A	Rebounds OR	DR	TOT	Fouls PF	FD	TP	AS	TO	ST	Blocks BS	BA	+/-
10	Edoardo Del Cadia	F	17:31	2-3	0-0	0-0	4	4	8	0	3	4	1	0	1	0	0	27
34	Cheikh Mbacke Diong	F	22:01	9-12	0-0	0-0	5	5	10	0	0	18	0	0	2	0	0	35
3	Caleb Grill	G	23:17	4-6	1-3	0-2	0	2	2	0	2	9	2	0	2	0	0	36
5	David Jenkins Jr.	G	24:22	6-14	3-8	2-2	0	1	1	2	4	17	5	1	1	0	0	42
13	Bryce Hamilton	G	20:34	6-8	3-4	0-0	0	1	1	2	0	15	3	1	0	0	0	37
1	Moses Wood		22:10	7-8	3-4	0-0	1	2	3	0	0	17	0	1	0	1	0	28
22	Nick Blake		26:14	1-8	0-3	2-4	2	4	6	4	2	4	6	4	0	0	0	40
31	Marvin Coleman		20:26	2-2	1-1	1-2	1	1	2	4	3	6	6	0	1	0	0	30
15	Reece Brown		15:59	0-1	0-0	2-2	2	3	5	4	1	2	0	1	0	2	0	23
0	Donavan Yap		05:00	0-2	0-0	0-0	1	2	3	0	0	0	0	0	0	0	0	5
2	Trey Hurlburt		02:26	1-1	1-1	0-0	1	0	1	0	0	3	0	0	0	0	0	2
Team							1	3	4			0		0				
Totals				38-65	12-24	7-12	18	28	46	16	15	95	23	8	7	3	0	61

Technical Fouls::NONE

Shooting By Period		
1st FG%	20-34	58.8%
3PT%	4-10	40.0%
FT%	5-6	83.3%
2nd FG%	18-31	58.1%
3PT%	8-14	57.1%
FT%	2-6	33.3%
GM FG%	38-65	58.5%
3PT%	12-24	50.0%
FT%	7-12	58.3%

Dead Ball Rebounds: 3, 0

	SKU	UNLV
Biggest lead	1 (1st 19:21)	62 (2nd 0:17)
Best Scoring Run	4(2nd 4:34)	21(1st 2:56)
Lead Changes	2	
Times Tied	1	
Time with Lead	00:18	39:14

Points from	SKU	UNLV
Turnovers	6	24
Paint	10	44
Second Chance	3	18
Fast Breaks	3	17
Bench	8	32

Period by Period Scoring	1st	2nd	TOT
SKU	20	14	34
UNLV	49	46	95

LIVESTATS BY GENIUS SPORTS

CHARTING THE NUMBERS

	Season	Career at UNM
Double-Digit Scoring Games		
Makuach Maluach	8	52 (32-20)
Keith McGee	2	25 (11-14)
Rod Brown	4	4 (3-1)
Bayron Matos	2	2 (2-0)
Saquan Singleton	3	3 (2-1)
Valdir Manuel	1	1 (1-0)
Jeremiah Francis III	1	1 (0-1)
Isaiah Marin	1	1 (1-0)
40-Point Games		
30-Point Games		
20-Point Games		
Makuach Maluach	1	6 (4-2)
Keith McGee	0	2 (1-1)
Scoring Leaders		
Makuach Maluach	6	16 (7-9)
Keith McGee	2	7 (2-5)
Bayron Matos	1	1 (1-0)
Rod Brown	1	1 (0-1)
Saquan Singleton	2	2 (1-1)
10+ Rebound Games		
Makuach Maluach	2	4 (4-0)
Saquan Singleton	1	1 (1-0)
Bayron Matos	1	1 (1-0)
Rod Brown	2	2 (1-1)
Rebounding Leaders		
Keith McGee	0	1 (0-1)
Makuach Maluach	4	12 (7-5)
Jordan Arroyo	0	1 (0-1)
Kurt Wegscheider	1	2 (1-1)
Saquan Singleton	2	2 (1-1)
Emmanuel Kuac	1	1 (0-1)
Rod Brown	2	2 (1-1)
Valdir Manuel	1	1 (0-1)
Double-Doubles		
Makuach Maluach	2	4 (4-0)
Saquan Singleton	1	1 (1-0)
Bayron Matos	1	1 (1-0)
Rod Brown	1	1 (0-1)

Assist Leaders		
Keith McGee	0	4 (0-4)
Makuach Maluach	2	11 (1-10)
Saquan Singleton	5	5 (3-2)
Jeremiah Francis III	3	3 (1-2)
Rod Brown	2	2 (0-1)
Isaiah Marin	1	1 (0-1)
Kurt Wegscheider	1	1 (0-1)

( ) Team's record in those games

2020-21 DUNK TRACKER

Player	Overall	MW
Keith McGee	1	-
Bayron Matos	4	-
Emmanuel Kuac	1	1
Valdir Manuel	2	1
Saquan Singleton	1	1
Rod Brown	2	2

SCORING MARGIN BREAKDOWN

Total	1	2	3	4	5	6	7	8	9	10	11-15	16-20	21+
Win	0	0	0	0	0	0	0	0	1	0	1	0	2
Loss	0	0	0	0	0	0	0	0	0	1	1	0	4

UNM INDIVIDUAL GAME HIGHS

Points	23		MALUACH, Makuach at Rice (12/13/20)
	17		SINGLETON, Saquan at Dixie St. (01/13/21)
	17		MALUACH, Makuach vs Our Lady of the Lake (12/15/20)
	16		MATOS, Bayron vs LeTourneau (12/17/20)
	16		Rod Brown vs Our Lady of the Lake (12/15/20)
Field Goals Made	8		MALUACH, Makuach at Rice (12/13/20)
	7		MATOS, Bayron vs LeTourneau (12/17/20)
Field Goal Att.	14		MALUACH, Makuach vs Nevada (12/31/20)
	14		MATOS, Bayron vs LeTourneau (12/17/20)
	14		MALUACH, Makuach at Rice (12/13/20)
FG Pct (min 5 made)	1.000	(6-6)	Rod Brown vs Our Lady of the Lake (12/15/20)
	1.000	(5-5)	MANUEL, Valdir vs Our Lady of the Lake (12/15/20)
3-Point FG Made	4		MCGEE, Keith vs Nevada (01/02/21)
	3		KUAC, Emmanuel vs Our Lady of the Lake (12/15/20)
3-Point FG Att.	10		MCGEE, Keith vs Nevada (01/02/21)
	7		FRANCIS III,Jeremiah vs Our Lady of the Lake (12/15/20)
3-Pt FG Pct (min 2 made)	1.000	(2-2)	FRANCIS III,Jeremiah vs Utah State (01/08/21)
	1.000	(2-2)	MALUACH, Makuach at Rice (12/13/20)
Free Throws Made	8		BROWN, Rod vs Nevada (12/31/20)
	7		SINGLETON, Saquan at Dixie St. (01/13/21)
	7		FRANCIS III,Jeremiah vs Nevada (01/02/21)
Free Throw Att.	14		BROWN, Rod vs Nevada (12/31/20)
	10		SINGLETON, Saquan at Dixie St. (01/13/21)
	10		SINGLETON, Saquan vs Nevada (01/02/21)
FT Pct (min 3 made)	1.000	(4-4)	MALUACH, Makuach at Boise St. (12/23/20)
	1.000	(3-3)	JOHNSON, Javonte at Boise St. (12/23/20)
Rebounds	12		BROWN, Rod at Dixie St. (01/13/21)
	12		MALUACH, Makuach vs LeTourneau (12/17/20)
	12		MALUACH, Makuach at Rice (12/13/20)
Assists	5		MALUACH, Makuach vs Nevada (01/02/21)
	4		SINGLETON, Saquan at Dixie St. (01/13/21)
	4		MARIN, Isaiah vs Nevada (01/02/21)
	4		SINGLETON, Saquan vs Nevada (12/31/20)
	4		BROWN, Rod vs Nevada (12/31/20)
	4		SINGLETON, Saquan vs Our Lady of the Lake (12/15/20)
	4		FRANCIS III,Jeremiah vs Our Lady of the Lake (12/15/20)
	4		SINGLETON, Saquan at Rice (12/13/20)
Steals	3		SINGLETON, Saquan vs Nevada (12/31/20)
	3		WEGSCHEIDER, Kurt vs LeTourneau (12/17/20)
	3		MALUACH, Makuach vs Our Lady of the Lake (12/15/20)
	3		FRANCIS III,Jeremiah at Rice (12/13/20)
Blocked Shots	4		SINGLETON, Saquan at Dixie St. (01/13/21)
	4		MANUEL, Valdir at Dixie St. (01/13/21)
Turnovers	6		MALUACH, Makuach vs Nevada (01/02/21)
	6		MALUACH, Makuach at Boise St. (12/23/20)
Fouls	5		MARIN, Isaiah at Dixie St. (01/13/21)
	5		MARIN, Isaiah vs Utah State (01/08/21)
Minutes	36		SINGLETON, Saquan at Dixie St. (01/13/21)
	35		MALUACH, Makuach vs Nevada (01/02/21)
	33		BROWN, Rod at Dixie St. (01/13/21)
	30		MALUACH, Makuach at Dixie St. (01/13/21)
	30		SINGLETON, Saquan vs Nevada (01/02/21)
	30		FRANCIS III,Jeremiah at Rice (12/13/20)

New Mexico - Team Game Highs

POINTS	104		vs Our Lady of the Lake (12/15/20)
	90		vs LeTourneau (12/17/20)
	74		vs Nevada (01/02/21)
	72		at Dixie St. (01/13/21)
	72		at Rice (12/13/20)
FIELD GOALS MADE	40		vs Our Lady of the Lake (12/15/20)
	38		vs LeTourneau (12/17/20)
FIELD GOAL ATTEMPTS	83		vs LeTourneau (12/17/20)
	67		vs Our Lady of the Lake (12/15/20)
FIELD GOAL PERCENTAGE	.597	(40-67)	vs Our Lady of the Lake (12/15/20)
	.458	(38-83)	vs LeTourneau (12/17/20)
3 PT FIELD GOALS MADE	10		vs Our Lady of the Lake (12/15/20)
	9		vs Nevada (01/02/21)
3 PT FG ATTEMPTS	23		vs Nevada (01/02/21)
	23		vs Our Lady of the Lake (12/15/20)
3 PT FG PERCENTAGE	.435	(10-23)	vs Our Lady of the Lake (12/15/20)
	.391	(9-23)	vs Nevada (01/02/21)
FREE THROWS MADE	19		vs Nevada (01/02/21)
	16		at Dixie St. (01/13/21)
FREE THROW ATTEMPTS	35		vs Nevada (12/31/20)
	29		vs Nevada (01/02/21)
FREE THROW PERCENTAGE	.769	(10-13)	at Rice (12/13/20)
	.750	(3-4)	vs Utah State (01/08/21)
REBOUNDS	79		vs LeTourneau (12/17/20)
	50		at Dixie St. (01/13/21)
ASSISTS	21		vs Our Lady of the Lake (12/15/20)
	16		vs Nevada (01/02/21)
	16		vs LeTourneau (12/17/20)
STEALS	10		vs Our Lady of the Lake (12/15/20)
	7		vs Utah State (01/06/21)
BLOCKED SHOTS	11		at Dixie St. (01/13/21)
	9		vs Our Lady of the Lake (12/15/20)
TURNOVERS	18		vs Utah State (01/06/21)
	18		at Boise St. (12/23/20)
FOULS	23		vs Nevada (01/02/21)
	23		vs Nevada (12/31/20)

Opponent - Team Game Highs

POINTS	89		at Boise St. (12/23/20)
	84		vs Nevada (01/02/21)
	82		vs Utah State (01/08/21)
	77		vs Utah State (01/06/21)
	77		at Boise St. (12/21/20)
FIELD GOALS MADE	36		at Boise St. (12/23/20)
	32		vs Utah State (01/08/21)
FIELD GOAL ATTEMPTS	79		vs LeTourneau (12/17/20)
	66		at Dixie St. (01/13/21)
FIELD GOAL PERCENTAGE	.600	(36-60)	at Boise St. (12/23/20)
	.577	(30-52)	at Boise St. (12/21/20)
3 PT FIELD GOALS MADE	13		vs Nevada (01/02/21)
	13		at Rice (12/13/20)
3 PT FG ATTEMPTS	44		vs LeTourneau (12/17/20)
	35		at Rice (12/13/20)
3 PT FG PERCENTAGE	.520	(13-25)	vs Nevada (01/02/21)
	.500	(11-22)	at Boise St. (12/23/20)
FREE THROWS MADE	24		vs Nevada (12/31/20)
	21		vs Nevada (01/02/21)
FREE THROW ATTEMPTS	31		vs Nevada (12/31/20)
	25		vs Nevada (01/02/21)
FREE THROW PERCENTAGE	.840	(21-25)	vs Nevada (01/02/21)
	.818	(9-11)	vs Our Lady of the Lake (12/15/20)
REBOUNDS	53		vs Utah State (01/08/21)
	42		vs Nevada (12/31/20)
ASSISTS	23		at Boise St. (12/23/20)
	20		vs Utah State (01/08/21)
STEALS	10		at Boise St. (12/21/20)
	9		vs LeTourneau (12/17/20)
BLOCKED SHOTS	10		vs Utah State (01/06/21)
	5		vs Utah State (01/08/21)
	5		at Boise St. (12/21/20)
	5		vs LeTourneau (12/17/20)
TURNOVERS	18		vs Our Lady of the Lake (12/15/20)
	17		vs Utah State (01/08/21)
FOULS	28		vs Nevada (12/31/20)
	26		vs Nevada (01/02/21)

New Mexico - Team Game Lows

POINTS	45		vs Utah State (01/06/21)
	46		vs Utah State (01/08/21)
	52		at Boise St. (12/23/20)
	53		at Boise St. (12/21/20)
	54		vs Nevada (12/31/20)
FIELD GOALS MADE	15		vs Utah State (01/06/21)
	18		at Boise St. (12/23/20)
	18		vs Nevada (12/31/20)
FIELD GOAL ATTEMPTS	51		vs Nevada (01/02/21)
	54		at Boise St. (12/23/20)
FIELD GOAL PERCENTAGE	.268	(15-56)	vs Utah State (01/06/21)
	.310	(18-58)	vs Nevada (12/31/20)
3 PT FIELD GOALS MADE	1		at Boise St. (12/23/20)
	2		vs LeTourneau (12/17/20)
	2		at Dixie St. (01/13/21)
3 PT FG ATTEMPTS	9		at Boise St. (12/23/20)
	12		vs LeTourneau (12/17/20)
	12		at Dixie St. (01/13/21)
3 PT FG PERCENTAGE	.111	(1-9)	at Boise St. (12/23/20)
	.167	(2-12)	vs LeTourneau (12/17/20)
	.167	(2-12)	at Dixie St. (01/13/21)
FREE THROWS MADE	3		vs Utah State (01/08/21)
	10		at Rice (12/13/20)
	10		at Boise St. (12/21/20)
	10		vs Utah State (01/06/21)
FREE THROW ATTEMPTS	4		vs Utah State (01/08/21)
	13		at Rice (12/13/20)
FREE THROW PERCENTAGE	.429	(15-35)	vs Nevada (12/31/20)
	.500	(12-24)	vs LeTourneau (12/17/20)
REBOUNDS	22		vs Utah State (01/08/21)
	26		at Boise St. (12/23/20)
ASSISTS	3		at Boise St. (12/23/20)
	5		vs Utah State (01/06/21)
STEALS	1		at Dixie St. (01/13/21)
	3		at Boise St. (12/21/20)
BLOCKED SHOTS	0		vs Nevada (01/02/21)
	1		at Boise St. (12/21/20)
TURNOVERS	8		vs Nevada (01/02/21)
	10		at Dixie St. (01/13/21)
FOULS	10		vs LeTourneau (12/17/20)
	12		vs Our Lady of the Lake (12/15/20)

Opponent - Team Game Lows

POINTS	58		vs LeTourneau (12/17/20)
	61		at Rice (12/13/20)
	63		at Dixie St. (01/13/21)
	65		vs Our Lady of the Lake (12/15/20)
	68		vs Nevada (12/31/20)
FIELD GOALS MADE	19		at Rice (12/13/20)
	20		vs Nevada (12/31/20)
FIELD GOAL ATTEMPTS	51		vs Nevada (01/02/21)
	52		at Boise St. (12/21/20)
	52		vs Nevada (12/31/20)
FIELD GOAL PERCENTAGE	.278	(22-79)	vs LeTourneau (12/17/20)
	.333	(22-66)	at Dixie St. (01/13/21)
3 PT FIELD GOALS MADE	4		vs Nevada (12/31/20)
	4		vs Utah State (01/06/21)
3 PT FG ATTEMPTS	15		at Boise St. (12/21/20)
	16		vs Utah State (01/06/21)
	16		vs Utah State (01/08/21)
3 PT FG PERCENTAGE	.222	(4-18)	vs Nevada (12/31/20)
	.250	(4-16)	vs Utah State (01/06/21)
	.250	(11-44)	vs LeTourneau (12/17/20)
FREE THROWS MADE	3		vs LeTourneau (12/17/20)
	6		at Boise St. (12/23/20)
FREE THROW ATTEMPTS	5		vs LeTourneau (12/17/20)
	9		at Boise St. (12/23/20)
FREE THROW PERCENTAGE	.579	(11-19)	at Dixie St. (01/13/21)
	.600	(3-5)	vs LeTourneau (12/17/20)
	.600	(12-20)	at Boise St. (12/21/20)
REBOUNDS	21		vs Our Lady of the Lake (12/15/20)
	29		vs Nevada (01/02/21)
ASSISTS	5		vs Nevada (12/31/20)
	10		vs LeTourneau (12/17/20)
STEALS	5		at Rice (12/13/20)
	5		vs Nevada (01/02/21)
BLOCKED SHOTS	0		at Rice (12/13/20)
	1		vs Nevada (01/02/21)
	1		at Dixie St. (01/13/21)
TURNOVERS	7		at Dixie St. (01/13/21)
	8		vs LeTourneau (12/17/20)
FOULS	8		vs Utah State (01/08/21)
	12		vs Utah State (01/06/21)

NEW MEXICO

As A Team:

Scored 100 Points:	104 - vs Our Lady of the Lake (12-15-20)
Scored 90-99 Points:	90 - vs LeTourneau (12-17-20)
Scored 80-89 Points:	86 - vs San José State (1-21-20)
Scored Less Than 50 Points:	46 - vs Utah State (1-8-21)
Scored Less Than 40 Points:	34 - at #25 San Diego State (1-26-13)
Won By 40 Points:	W, 103-47 - vs Southwest (12-30-18)
Won By 30 Points:	W, 90-58 - vs LeTourneau (12-17-20)
Won By 20 Points:	W, 97-68 - vs Wyoming (2-8-20)
Lost By 20-29 Points:	L, 77-53 - at Boise State (12-21-20)
Lost By 30 Points:	L, 82-46 - vs Utah State (1-8-21)
Shot 65% Or Better:	69.2% (27-39) - at Air Force (1-15-05)
Shot 60% Or Better:	64.1% (41-64) - vs Houston Baptist (12-22-19)
Shot Less Than 35%:	31.1% (19-61) - vs Utah State (1-8-21)
Shot Less Than 30%:	26.8% (15-56) - vs Utah State (1-6-21)
Shot 60% 3FG Or Better:	61.1% (11-18) - vs UTEP (11-24-18)
Shot Less Than 30% 3FG:	16.7% (2-12) - at Dixie State (1-13-21)
Made 10 Three-Pointers:	10 (10-23) - vs Our Lady of the Lake (12-15-20)
Shot 100% on Free Throws:	100% (14-14) - vs San José State (3-4-20)
Shot 95% On Free Throws:	95.5% (21-22) - at Boise State (1-17-17)
Shot 85% On Free Throws:	93.8 (15-16) - vs Grand Canyon (12-17-19)
Shot Less Than 50% On FTs:	42.9% (15-35) - vs Nevada (12-31-20)
Had 50 Rebounds:	50 - at Dixie State (1-13-21)
Had 20 Offensive Rebounds:	32 - vs LeTourneau (12-17-20)
Had 40 Assists:	40 - Northern N.M. (11-11-17)
Had 20 Assists:	23 - vs Grand Canyon (12-17-19)
Had 20 Turnovers:	21 - vs San José State (3-4-20)
Had Less Than 10 Turnovers:	7 - vs Utah State (3-5-20)
Had 10 Steals:	10 - vs Our Lady of the Lake (12-15-20)
Had 15 Steals:	17 - vs McNeese (11-16-19)
Had 10 Blocks:	11 - at Dixie State (1-13-21)
Had Two or More 20-Point Scorers:	vs San José State (3-4-20) Vance Jackson (26) & Makuach Maluach (22)
Had 7 Double-Digit Scorers:	(7) - at Colorado State (2-28-18)
Had 6 Double-Digit Scorers:	(6) - vs Wyoming (1-19-19)
Had 5 Double-Digit Scorers:	(5) - at UNLV (1-18-20)
Had No Double-Digit Scorers:	at Boise State (12-23-20)
Had Two 10+ Rebounders:	vs LeTourneau (12-17-20) Makuach Maluach (12) & Bayron Matos (10)
Had Three 10+ Rebounders:	vs Colorado State (3-2-19) Carlton Bragg (14), Corey Manigault (11), Makuach Maluach (10)
Scored 50 Points In 1st Half:	52 - vs Our Lady of the Lake (12-15-20)
Scored 50 Points In 2nd Half:	50 - vs LeTourneau (12-17-20)
Scored 60 Points In 2nd Half:	61 - vs Houston Baptist (12-22-19)
Scored 20 Or Fewer Points In 1st Half:	18 - vs Utah State (1-8-21)
Scored 20 Or Fewer Points In 2nd Half:	15 - at #25 San Diego State (1-26-13)
Failed To Make a 3FG:	(0-10) - vs. Washington State (12-25-15)
Defeated a Ranked Team:	W, 85-58 - vs No. 5/6 Nevada (1-5-19)
Lost To a Ranked Team:	L, 85-57 - vs No. 4 San Diego State (1-29-20)
Won an OT Game:	W, 95-86 vs Fresno State (3-3-18)
Lost an OT Game:	L, 105-104 vs. Nevada (1-7-17)
Won a 2OT Game:	W, 97-94 vs. UAB (11-21-13)
Lost a 2OT Game:	L, 73-76 at Dayton (1-1-10)
Won a 3OT Game:	W, 104-99, Fresno State (3-8-96)
Lost a 3OT Game:	Never

As An Individual:

Had a Triple-Double:	Luc Longley (17 pts, 14 rebs, 10 assts) vs. Penn State (3-28-90)
Had a Double-Double (Pts/Reb):	vs Nevada (12-31-20) Rod Brown (14 pts., 11 rebs.)
Had a Double-Double (Pts/Asst):	JaQuan Lyle (14 pts & 10 asts) vs Fresno State (1-7-20)
Scored 20+ Pts with 10+ Rebs:	Makuach Maluach (23 pts & 12 rebs) at Rice (12-13-20)
Scored 20+ Pts with 20+ Rebs:	Carlton Bragg (22 pts & 20 rebs) at Wyoming (3-9-19)
Scored 30 Points:	JaQuan Lyle (31) vs Green Bay (11-13-19)
Scored 30 Points (MW Only):	JaQuan Lyle (31) vs Boise State (12-4-19)
Scored 20 Points:	at Rice (12-13-20) Makuach Maluach (23)
Scored 20 Points (MW Only):	at No. 4 San Diego State (2-11-20) Vante Hendrix (20)
Had 20 Rebounds:	Carlton Bragg (20) at Wyoming (3-9-19)
Had 15 Rebounds:	Carlton Bragg (17) - vs NM State (12-14-19)
Had 10 Assists:	JaQuan Lyle (10) - vs (RV) Utah State (2-29-20)
Had 5 Steals:	Carlton Bragg (5) - vs McNeese (11-16-19)
Had 5 Blocks:	Joe Furstinger (5) - vs Boise State (2-6-18)

VERSUS NEW MEXICO

As A Team:

Scored 100 Points:	105 - at Colorado State (1-15-20)
Scored 90 Points:	96 - at Nevada (1-25-20)
Scored 80-89 Points:	82 - vs Utah State (1-8-21)
Scored Less Than 50 Points:	47 - vs Southwest (12-30-18)
Scored Less Than 40 Points:	38 - Wyoming (2-11-12)
Shot 50% Or Better:	50.8% (32-63) - vs Utah State (1-8-21)
Shot Less Than 35%:	33.3% (22-66) - at Dixie State (1-13-21)
Shot Less Than 30%:	27.8% (22-79) - vs LeTourneau (12-17-20)
Shot 60% 3FG Or Better:	67.9% (19-28) - at Colorado State (1-15-20)
Shot 50% 3FG Or Better:	52.0% (13-25) - vs Nevada (1-2-21)
Shot Less Than 20% 3FG:	19.0% (4-21) - vs Wyoming (2-8-20)
Made 15 Three-Pointers	15 (15-33) - vs No. 4 San Diego State (1-29-20)
Made 10 Three-Pointers:	11 (11-22) - at Boise State (12-23-20)
Shot 75% On Free Throws:	81.0% (17-21) - vs Utah State (1-6-21)
Shot Less Than 50% On FTs:	40.0% (4-10) - vs NM State (12-14-19)
Had 50 Rebounds:	53 - vs Utah State (1-8-21)
Had 20 Offensive Rebounds:	25 - at New Mexico State (11-17-17)
Had 20 Assists:	20 - vs Utah State (1-8-21)
Had 20 Turnovers:	20 - vs UC Davis (12-29-19)
Had Less Than 10 Turnovers:	7 - at Dixie State (1-13-21)
Had 10 Steals:	10 - at Boise State (12-21-20)
Had 10 Blocks:	10 - vs Utah State (1-6-21)
Had 40-Point and 20-Point Scorers:	Nevada (1-7-17) Jordan Caroline (45) & Marcus Marshall (26)
Had 30-Point and 20-Point Scorers:	vs NM State (11-17-18) AJ Harris (31) & Terrell Brown (20)
Had Two or More 20-Point Scorers:	vs Nevada (12-31-20) Desmond Cambridge (24) & Grant Sherfield (20)
Had 6 Double-Digit Scorers:	(6) - at Nevada (1-25-20)
Had 5 Double-Digit Scorers:	(5) - vs Nevada (1-2-21)
Had No Double-Digit Scorers:	ULM (12-13-14)
Had Two 10+ Rebounders:	vs Utah State (1-8-21) Justin Bean (13) & Neemias Queta (13)
Scored 50+ Points In 1st Half:	52 - at Boise State (12-23-20)
Scored 50+ Points In 2nd Half:	56 - at UNLV (1-18-20)
Scored 20 Or Less Points In 1st Half:	20 - vs Wisconsin (11-26-19)
Scored 20 Or Less In 2nd Half:	19 - New Mexico State (12-3-14)
Scored 15 Or Less Points In 1st Half:	11 - UAPB (12-17-16)
Failed To Make a 3FG:	(0-7) - New Mexico State (12-16-15)

As An Individual:

Had a Triple-Double:	Marvin Coleman (11 pts, 12 rebs, 11 assts) at UNLV (1-18-20)
Had a Double-Double (Pts/Reb):	vs Utah State (1-8-21) Justin Bean (13 pts, 13 rebs), Neemias Queta (11 pts, 13 rebs.)
Had a Double-Double (Pts/Asst):	Dominic Artis (13 pts & 12 Assists) UTEP (12-7-16)
Had 20+ Points & 10+ Rebounds:	RJ Williams (27 pts, 17 rebs) at Boise State (2-23-20)
Scored 30+ Points in Back-to-Back Games Vs. UNM:	Derrick Marks Boise State 31 points (1-18-15) & 30 points (2-24-15)
Scored 40 Points:	Jordan Caroline (45) - Nevada (1-7-17)
Scored 40 Points (MW Only):	Jordan Caroline (45) - Nevada (1-7-17)
Scored 30 Points:	Bryce Hamilton (35) - at UNLV (1-18-20)
Scored 30 Points (MW Only):	Bryce Hamilton (35) - at UNLV (1-18-20)
Scored 20 Points:	vs Our Lady of the Lake (12-15-20) Ethan White (25)
Scored 20 Points (MW Only):	vs Nevada (1-2-21) Grant Sherfield (28)
Had 20 Rebounds:	Ryan Watkins (22) - Boise State (1-21-14)
Had 15 Rebounds:	Justin Bean (15) - vs Utah State (3-5-20)
Had 10 Assists:	Marivn Coleman (11) - at UNLV (1-18-20)
Had 5 Steals:	Omari Moore (8) - vs San José State (3-4-20)
Had 5 Blocks:	Neemias Queta (5) - vs Utah State (1-6-21)

WELCOME TO THE PIT, A MILE HIGH AND LOUDER THAN...

WHAT THEY ARE SAYING ABOUT THE PIT

"What a terrific atmosphere for college basketball. Great building... Great history... 18,000 screaming fans. It's big time college hoops, baby!"
- Dick Vitale, ESPN

"I consider the game we played in Albuquerque in 1978 one of the most exiciting of my career. The Pit is the toughest place to play because of their tremendous atmosphere."
-Jim Boeheim, Syracuse head coach

"When you go into a place like The Pit, there will be challenge different from a regular road game. The crowd can dictate the tempo and momentum. The Pit crowd forces you to be patient."
-Lute Olsen, former Arizona head coach

"A mile high but 37 feet underground, the Pit in Albuquerque has been the site of many mind-blowing college basketball games, including North Carolina State's upset of Houston in '83 and just about any New Mexico home game. The noise created by fans, which has been measured at 125 decibels -- the pain threshold for the human ear is 130 -- is a palpable force."
-Sports Illustrated

- Voted one of "The Top Five Loudest, Most Intimidating Places to Play" by NCAA.com
- Ranked in the top 20 sporting venues of the 20th century by Sports Illustrated
- USA Today ranked The Pit in its "Ten Great Places to Get Pumped for NCAA Action"
- According to Fox Sports, it's one of the top ten "old school" college basketball arenas in the country

THE GREATEST GAME EVER PLAYED

The Pit was the site of one of the greatest college basketball games ever played. It hosted the 1983 national championship game that saw the NC State Wolfpack upset Hakeem Olajuwon, Clyde Drexler and the Houston Cougars. Coach Jimmy Valvano and the Wolfpack downed the Cougars on a last-second put back by Lorenzo Charles. The iconic shot of the late Valvano running onto the court looking for a hug is one of the lasting images in college basketball history.

- Built in 1966 ($1.4 million)
- Capacity of 15,411 (previously 18,018)
- $60 million renovation was completed in 2010
- New floor installed before the 2017-18 season
- Seating includes 40 suites and a club area
- Less than 30 of 345 NCAA Division I basketball programs play in a college-only arena named after a business or organization founded or headquartered in its home state.
- The Lobos have averaged an astounding 15,410 fans the past 49 years, an amazing 95% of capacity
- The Pit has ranked in the top 25 in attendance nationally nearly every season since the 1966-67 season with 35 seasons in the top ten in the NCAA in attendance
- Led the Mountain West in attendance in 10 of the conference's 15 years of existence
- The floor is named Bob King Court in honor of the former head coach who led the Lobos from 1963 to 1972.

THE 2020-21 LOBO MEN'S BASKETBALL RADIO/TV ROSTER

PLAYERS



Isaiah Marin
G | 6-5/185 | Fr.
Phoenix, Ariz.

Bayron Matos
F | 6-9/215 | R.-Fr.
Santo Domingo, D.R.

Saquan Singleton
G | 6-6/190 | Jr.
Bronx, N.Y.

Keith McGee
PG | 6-3/180 | R-Sr.
Rochester, N.Y.

Emmanuel Kuac
G | 6-7/200 | So.
Calgary, Alberta, Canada

Rod Brown
F | 6-7/218 | R-Jr.
Memphis, Tenn.

Makuach Maluach
G/F | 6-7/190 | Sr.
Sydney, Australia



Jeremiah Francis III
PG | 6-1/205 | So.
Columbus, Ohio



Daniel Headdings
G | 6-2/185 | R-Fr.
Wasilla, Alaska

Javonté Johnson
G | 6-6/190 | Fr.
Colorado Springs, Colo.

Logan Padgett
F | 6-7/210 | So.
Homewood, Ala.

Clay Patterson
G | 6-1/180 | R-Jr.
Rio Rancho, N.M.



Nolan Dorsey
PG | 6-5/185 | Fr.
Knightdale, N.C.

Valdir Manuel
F | 6-10/225 | Jr.
Luanda, Angola

Eloy Medina
G | 6-3/180 | Fr.
Albuquerque, N.M.

Kurt Wegscheider
G | 6-4/185 | So.
Bangui, Central African Rep.

Jordan Arroyo
F | 6-7/210 | Jr.
Albuquerque, N.M.

Assane Ndiaye
F | 7-1/240 | Jr.
Dakar, Senegal

STAFF

Paul Weir
Head Coach

Dan McHale
Assistant Coach

Scott Padgett
Assistant Coach

Ralph Davis
Assistant Coach

Dave Pilipovich
Spec. Asst. to the HC

Robert Edwards
Video Coordinator

Aki Collins
Dir. of Operations

Sara Works
Dir. of Player Development

Nick Michael
Dir. of Strength/Cond.

Gilchrist Schmidt
Athletic Trainer

Isaiah Marin

0

6’5” | 190 - Freshman - Guard

Phoenix, Ariz. (College Prep Acad.)

NOTEWORTHY :

- Averaged 17.0 points, 6.0 assists and 4.0 rebounds per game at College Prep Acad.
- Three-time All-Region First Team honoree at Buckeye Union HS in Phoenix
- Averaged 18.0 points, 6.0 assists and 5.0 rebounds per game as a point guard

2020-21 GAME-BY-GAME STATISTICS

				Total		3-Pointers		Free throws		Rebounds											
Opponent	Date	gs	min	fg-fga	pct	3fg-fga	pct	ft-fta	pct	off	def	tot	avg	pf	a	t/o	blk	stl	pts	avg
vs Our Lady of the Lake	12/15/20		5	1-1	1.000	1-1	1.000	0-0	.000	0	1	1	1.0	1	0	2	0	0	3	3.0
vs LeTourneau	12/17/20		11	2-2	1.000	1-1	1.000	0-0	.000	0	2	2	1.5	1	2	0	0	0	5	4.0
at Boise St.	12/21/20		4	0-2	.000	0-1	.000	0-2	.000	0	0	0	1.0	1	0	0	0	0	0	2.7
at Boise St.	12/23/20		3	0-0	.000	0-0	.000	0-0	.000	0	0	0	0.8	2	1	0	0	0	0	2.0
vs Nevada	12/31/20		7	1-1	1.000	0-0	.000	0-0	.000	0	2	2	1.0	2	0	0	0	0	2	2.0
vs Nevada	01/02/21		24	1-4	.250	1-2	.500	0-0	.000	3	1	4	1.5	3	4	0	0	0	3	2.2
vs Utah State	01/06/21	*	16	0-6	.000	0-1	.000	0-0	.000	1	3	4	1.9	3	1	3	0	0	0	1.9
vs Utah State	01/08/21	*	16	0-3	.000	0-2	.000	0-0	.000	0	3	3	2.0	5	1	1	0	1	0	1.6
at Dixie St.	01/13/21		15	4-6	.667	2-3	.667	3-4	.750	1	3	4	2.2	5	0	1	0	0	13	2.9
at UNLV	1/16/21		dnp	-	-	-	-	-	-	-	-	-	-	-	-	-	-	-	-	-
at UNLV	1/18/21		dnp	-	-	-	-	-	-	-	-	-	-	-	-	-	-	-	-	-
SAN JOSé STATE	1/21/21		dnp	-	-	-	-	-	-	-	-	-	-	-	-	-	-	-	-	-
SAN JOSé STATE	1/23/21		dnp	-	-	-	-	-	-	-	-	-	-	-	-	-	-	-	-	-
at Fresno State	1/28/21		dnp	-	-	-	-	-	-	-	-	-	-	-	-	-	-	-	-	-
at Fresno State	1/30/21		dnp	-	-	-	-	-	-	-	-	-	-	-	-	-	-	-	-	-
SAN DIEGO STATE	2/3/21		dnp	-	-	-	-	-	-	-	-	-	-	-	-	-	-	-	-	-
SAN DIEGO STATE	2/5/21		dnp	-	-	-	-	-	-	-	-	-	-	-	-	-	-	-	-	-
at Colorado State	2/9/21		dnp	-	-	-	-	-	-	-	-	-	-	-	-	-	-	-	-	-
at Colorado State	2/11/21		dnp	-	-	-	-	-	-	-	-	-	-	-	-	-	-	-	-	-
WYOMING	2/17/21		dnp	-	-	-	-	-	-	-	-	-	-	-	-	-	-	-	-	-
WYOMING	2/19/20		dnp	-	-	-	-	-	-	-	-	-	-	-	-	-	-	-	-	-
at Air Force	2/22/21		dnp	-	-	-	-	-	-	-	-	-	-	-	-	-	-	-	-	-
at Air Force	2/24/21		dnp	-	-	-	-	-	-	-	-	-	-	-	-	-	-	-	-	-
Totals		2	101	9-25	.360	5-11	.455	3-6	.500	5	15	20	2.2	23	9	7	0	1	26	2.9

Games played: 9
Minutes/game: 11.2
Points/game: 2.9
FG Pct: 36.0
3FG Pct: 45.5
FT Pct: 50.0

Rebounds/game: 2.2
Assists/game: 1.0
Turnovers/game: 0.8
Assist/turnover ratio: 1.3
Steals/game: 0.1

SEASON HIGHS

Points: ..... 13 at Dixie State (1-13-21)
FG: ..... 4 at Dixie State (1-13-21)
FGA: ..... 6 (2x) Last time at Dixie State (1-13-21)
3FG: ..... 2 at Dixie State (1-13-21)
3FGA: ..... 3 at Dixie State (1-13-21)
FT: ..... 3 at Dixie State (1-13-21)
FTA: ..... 4 at Dixie State (1-13-21)
Rebounds: ..... 4 (3x) Last time at Dixie State (1-13-21)
Assists: ..... 4 vs Nevada (1-2-21)
Blocks: ..... N/A
Steals: ..... 1 vs Utah State (1-8-21)
Minutes Played: ..... 24 vs Nevada (1-2-21)

CAREER HIGHS AT UNM

Points: ..... 13 at Dixie State (1-13-21)
FG: ..... 4 at Dixie State (1-13-21)
FGA: ..... 6 (2x) Last time at Dixie State (1-13-21)
3FG: ..... 2 at Dixie State (1-13-21)
3FGA: ..... 3 at Dixie State (1-13-21)
FT: ..... 3 at Dixie State (1-13-21)
FTA: ..... 4 at Dixie State (1-13-21)
Rebounds: ..... 4 (3x) Last time at Dixie State (1-13-21)
Assists: ..... 4 vs Nevada (1-2-21)
Blocks: ..... N/A
Steals: ..... 1 vs Utah State (1-8-21)
Minutes Played: ..... 24 vs Nevada (1-2-21)

CAREER STATISTICS

			Total		3-Point		F-Throws		Rebounds										Scoring	
Season	gp-gs	min/avg	fg-fga	pct	fg-fga	pct	ft-fta	pct	off	def	tot	avg	pf	fo	ast	to	blk	stl	pts	avg
2020-21	9-2	101/11.2	9-25	.360	5-11	.455	3-6	.500	5	15	20	2.2	23	2	9	7	0	1	26	2.9
TOTAL	9-2	101/11.2	9-25	.360	5-11	.455	3-6	.500	5	15	20	2.2	23	2	9	7	0	1	26	2.9

Bayron Matos

1

6’9” | 215 - Redshirt-Freshman - Forward

Santo Domingo, Dominican Rep. (Hamilton Heights Christian Acad. (Tenn))

NOTEWORTHY :

- Ranked No. 3 in the State of Tennessee and No. 16 in the nation after posting the most rebounds in the State of Tennessee.
- Registered the most double-doubles in Tenn. while leading his team to the State Championship in 2018.
- Arrived to UNM in Spring 2020 and redshirted

2020-21 GAME-BY-GAME STATISTICS

				Total		3-Pointers		Free throws		Rebounds										
Opponent	Date	gs	min	fg-fga	pct	3fg-fga	pct	ft-fta	pct	off	def	tot	avg	pf	a	t/o	blk	stl	pts	avg
at Rice	12/13/20		22	5-9	.556	0-0	.000	0-0	.000	3	2	5	5.0	1	2	4	1	1	10	10.0
vs Our Lady of the Lake	12/15/20	*	21	2-2	1.000	0-0	.000	2-2	1.000	2	1	3	4.0	2	2	2	3	0	6	8.0
vs LeTourneau	12/17/20		19	7-14	.500	0-0	.000	2-6	.333	6	4	10	6.0	0	0	2	1	0	16	10.7
at Boise St.	12/21/20	*	18	2-5	.400	0-0	.000	0-0	.000	0	2	2	5.0	4	0	0	0	0	4	9.0
at Boise St.	12/23/20	*	23	2-6	.333	0-0	.000	1-4	.250	4	0	4	4.8	2	0	0	0	0	5	8.2
vs Nevada	12/31/20	*	20	1-4	.250	0-0	.000	3-7	.429	5	3	8	5.3	3	0	3	0	1	5	7.7
vs Nevada	01/02/21	*	24	3-4	.750	0-0	.000	1-2	.500	2	1	3	5.0	1	1	0	0	0	7	7.6
vs Utah State	01/06/21	*	22	0-1	.000	0-0	.000	1-2	.500	1	3	4	4.9	2	0	1	1	0	1	6.8
vs Utah State	01/08/21	*	16	1-4	.250	0-0	.000	0-0	.000	1	2	3	4.7	3	0	0	0	0	2	6.2
at Dixie St.	01/13/21	*	16	4-9	.444	0-0	.000	0-1	.000	2	2	4	4.6	1	0	1	0	0	8	6.4
at UNLV	1/16/21		dnp	-	-	-	-	-	-	-	-	-	-	-	-	-	-	-	-	-
at UNLV	1/18/21		dnp	-	-	-	-	-	-	-	-	-	-	-	-	-	-	-	-	-
SAN JOSé STATE	1/21/21		dnp	-	-	-	-	-	-	-	-	-	-	-	-	-	-	-	-	-
SAN JOSé STATE	1/23/21		dnp	-	-	-	-	-	-	-	-	-	-	-	-	-	-	-	-	-
at Fresno State	1/28/21		dnp	-	-	-	-	-	-	-	-	-	-	-	-	-	-	-	-	-
at Fresno State	1/30/21		dnp	-	-	-	-	-	-	-	-	-	-	-	-	-	-	-	-	-
SAN DIEGO STATE	2/3/21		dnp	-	-	-	-	-	-	-	-	-	-	-	-	-	-	-	-	-
SAN DIEGO STATE	2/5/21		dnp	-	-	-	-	-	-	-	-	-	-	-	-	-	-	-	-	-
at Colorado State	2/9/21		dnp	-	-	-	-	-	-	-	-	-	-	-	-	-	-	-	-	-
at Colorado State	2/11/21		dnp	-	-	-	-	-	-	-	-	-	-	-	-	-	-	-	-	-
WYOMING	2/17/21		dnp	-	-	-	-	-	-	-	-	-	-	-	-	-	-	-	-	-
WYOMING	2/19/20		dnp	-	-	-	-	-	-	-	-	-	-	-	-	-	-	-	-	-
at Air Force	2/22/21		dnp	-	-	-	-	-	-	-	-	-	-	-	-	-	-	-	-	-
at Air Force	2/24/21		dnp	-	-	-	-	-	-	-	-	-	-	-	-	-	-	-	-	-
Totals		8	201	27-58	.466	0-0	.000	10-24	.417	26	20	46	4.6	19	5	13	6	2	64	6.4

Games played: 10
Minutes/game: 20.1
Points/game: 6.4
FG Pct: 46.6
FT Pct: 41.7

Rebounds/game: 4.6
Assists/game: 0.5
Turnovers/game: 1.3
Assist/turnover ratio: 0.4
Steals/game: 0.2

SEASON HIGHS

Points: ..... 16 vs LeTourneau (12-17-20)
FG: ..... 7 vs LeTourneau (12-17-20)
FGA: ..... 14 vs LeTourneau (12-17-20)
3FG: ..... N/A
3FGA: ..... N/A
FT: ..... 3 vs Nevada (12-31-20)
FTA: ..... 7 vs Nevada (12-31-20)
Rebounds: ..... 10 vs LeTourneau (12-17-20)
Assists: ..... 2 (2x) Last time vs Our Lady of the Lake (12-15-20)
Blocks: ..... 3 vs Our Lady of the Lake (12-15-20)
Steals: ..... 1 (2x) Last time vs Nevada (12-31-20)
Minutes Played: ..... 24 vs Nevada (1-2-21)

CAREER HIGHS AT UNM

Points: ..... 16 vs LeTourneau (12-17-20)
FG: ..... 7 vs LeTourneau (12-17-20)
FGA: ..... 14 vs LeTourneau (12-17-20)
3FG: ..... N/A
3FGA: ..... N/A
FT: ..... 3 vs Nevada (12-31-20)
FTA: ..... 7 vs Nevada (12-31-20)
Rebounds: ..... 10 vs LeTourneau (12-17-20)
Assists: ..... 2 (2x) Last time vs Our Lady of the Lake (12-15-20)
Blocks: ..... 3 vs Our Lady of the Lake (12-15-20)
Steals: ..... 1 (2x) Last time vs Nevada (12-31-20)
Minutes Played: ..... 24 vs Nevada (1-2-21)

CAREER STATISTICS

			Total		3-Point		F-Throws		Rebounds										Scoring	
Season	gp-gs	min/avg	fg-fga	pct	fg-fga	pct	ft-fta	pct	off	def	tot	avg	pf	fo	ast	to	blk	stl	pts	avg
2020-21	10-8	201/20.1	27-58	.466	0-0	.000	10-24	.417	26	20	46	4.6	19	0	5	13	6	2	64	6.4
TOTAL	10-8	201/20.1	27-58	.466	0-0	.000	10-24	.417	26	20	46	4.6	19	0	5	13	6	2	64	6.4

Saquan Singleton

2

6’6” | 190 - Junior - Guard

Bronx, N.Y. (Hutchinson CC)

NOTEWORTHY :

- Named 2020 All-Region VI Second Team;
- Named 2020 All-Jayhawk West First Team
- Finished sophomore season as Hutchinson’s leading rebounder, assist and steals leader
- Averaged 11.8 points, 7.2 boards, 4.9 assists and 1.5 steals in 2019-20
- Posted a triple-double of 14 points, 13 rebounds and 11 assists at Hutchinson CC
- 1,000-point, All-League scorer in HS with 15 points per game

2020-21 GAME-BY-GAME STATISTICS

				Total		3-Pointers		Free throws		Rebounds											
Opponent	Date	gs	min	fg-fga	pct	3fg-fga	pct	ft-fta	pct	off	def	tot	avg	pf	a	t/o	blk	stl	pts	avg
at Rice	12/13/20	*	24	1-3	.333	0-0	.000	2-2	1.000	1	4	5	5.0	2	4	1	1	0	4	4.0
vs Our Lady of the Lake	12/15/20	*	22	6-9	.667	0-0	.000	1-2	.500	4	6	10	7.5	2	4	2	0	0	13	8.5
vs LeTourneau	12/17/20	*	19	2-5	.400	0-1	.000	3-7	.429	3	5	8	7.7	1	2	1	0	0	7	8.0
at Boise St.	12/21/20	*	22	2-3	.667	0-0	.000	1-5	.200	3	1	4	6.8	0	3	2	0	0	5	7.3
at Boise St.	12/23/20	*	21	1-8	.125	0-0	.000	6-7	.857	0	0	0	5.4	1	0	2	0	2	8	7.4
vs Nevada	12/31/20	*	29	3-9	.333	0-1	.000	2-5	.400	2	3	5	5.3	2	4	1	1	3	8	7.5
vs Nevada	01/02/21	*	30	2-5	.400	0-1	.000	6-10	.600	0	2	2	4.9	1	1	0	0	1	10	7.9
vs Utah State	01/06/21	*	19	3-8	.375	0-0	.000	3-4	.750	1	1	2	4.5	3	0	2	0	1	9	8.0
vs Utah State	01/08/21	*	7	0-3	.000	0-1	.000	0-0	.000	0	0	0	4.0	1	0	1	0	1	0	7.1
at Dixie St.	01/13/21	*	36	5-8	.625	0-0	.000	7-10	.700	2	4	6	4.2	3	4	1	4	1	17	8.1
at UNLV	1/16/21		dnp	-	-	-	-	-	-	-	-	-	-	-	-	-	-	-	-	-
at UNLV	1/18/21		dnp	-	-	-	-	-	-	-	-	-	-	-	-	-	-	-	-	-
SAN JOSé STATE	1/21/21		dnp	-	-	-	-	-	-	-	-	-	-	-	-	-	-	-	-	-
SAN JOSé STATE	1/23/21		dnp	-	-	-	-	-	-	-	-	-	-	-	-	-	-	-	-	-
at Fresno State	1/28/21		dnp	-	-	-	-	-	-	-	-	-	-	-	-	-	-	-	-	-
at Fresno State	1/30/21		dnp	-	-	-	-	-	-	-	-	-	-	-	-	-	-	-	-	-
SAN DIEGO STATE	2/3/21		dnp	-	-	-	-	-	-	-	-	-	-	-	-	-	-	-	-	-
SAN DIEGO STATE	2/5/21		dnp	-	-	-	-	-	-	-	-	-	-	-	-	-	-	-	-	-
at Colorado State	2/9/21		dnp	-	-	-	-	-	-	-	-	-	-	-	-	-	-	-	-	-
at Colorado State	2/11/21		dnp	-	-	-	-	-	-	-	-	-	-	-	-	-	-	-	-	-
WYOMING	2/17/21		dnp	-	-	-	-	-	-	-	-	-	-	-	-	-	-	-	-	-
WYOMING	2/19/20		dnp	-	-	-	-	-	-	-	-	-	-	-	-	-	-	-	-	-
at Air Force	2/22/21		dnp	-	-	-	-	-	-	-	-	-	-	-	-	-	-	-	-	-
at Air Force	2/24/21		dnp	-	-	-	-	-	-	-	-	-	-	-	-	-	-	-	-	-
Totals		10	229	25-61	.410	0-4	.000	31-52	.596	16	26	42	4.2	16	22	13	6	9	81	8.1

Games played: 10
Minutes/game: 22.9
Points/game: 8.1
FG Pct: 41.0
3FG Pct: 0.0
FT Pct: 59.6

Rebounds/game: 4.2
Assists/game: 2.2
Turnovers/game: 1.3
Assist/turnover ratio: 1.7
Steals/game: 0.9
Blocks/game: 0.6

SEASON HIGHS

Points: ..... 17 at Dixie State (1-13-21)
FG: ..... 6 vs Our Lady of the Lake (12-15-20)
FGA: ..... 9 (2x) Last time vs Nevada (12-31-20)
3FG: 0
3FGA: ..... 1 (4x) Last time vs Utah State (1-8-21)
FT: ..... 7 at Dixie State (1-13-21)
FTA: ..... 10 (2x) Last time at Dixie State (1-13-21)
Rebounds: ..... 10 vs Our Lady of the Lake (12-15-20)
Assists: ..... 4 (4x) Last time at Dixie State (1-13-21)
Blocks: ..... 4 at Dixie State (1-13-21)
Steals: ..... 3 vs Nevada (12-31-20)
Minutes Played: ..... 36 at Dixie State (1-13-21)

CAREER HIGHS AT UNM

Points: ..... 17 at Dixie State (1-13-21)
FG: ..... 6 vs Our Lady of the Lake (12-15-20)
FGA: ..... 9 (2x) Last time vs Nevada (12-31-20)
3FG: 0
3FGA: ..... 1 (4x) Last time vs Utah State (1-8-21)
FT: ..... 7 at Dixie State (1-13-21)
FTA: ..... 10 (2x) Last time at Dixie State (1-13-21)
Rebounds: ..... 10 vs Our Lady of the Lake (12-15-20)
Assists: ..... 4 (4x) Last time at Dixie State (1-13-21)
Blocks: ..... 4 at Dixie State (1-13-21)
Steals: ..... 3 vs Nevada (12-31-20)
Minutes Played: ..... 36 at Dixie State (1-13-21)

CAREER STATISTICS

			Total		3-Point		F-Throws		Rebounds										Scoring	
Season	gp-gs	min/avg	fg-fga	pct	fg-fga	pct	ft-fta	pct	off	def	tot	avg	pf	fo	ast	to	blk	stl	pts	avg
2020-21	10-10	229/22.9	25-61	.410	0-4	.000	31-52	.596	16	26	42	4.2	16	0	22	13	6	9	81	8.1
TOTAL	10-10	229/22.9	25-61	.410	0-4	.000	31-52	.596	16	26	42	4.2	16	0	22	13	6	9	81	8.1

Keith McGee

6’3” | 180 - Redshirt-Senior - Guard
Rochester, N.Y. (South Plains College)

3

NOTEWORTHY :

- Averaged 9.1 ppg in 2018-19 shooting 44 percent from the floor
- Named 2018 NJCAA Tournament MVP with 20 points, 5 FG, 3-4 3FG, 7-12 FT
- Led South Plains to the 2018 NJCAA Men’s National Championship
- Finished 2017-18 shooting 48.6 percent from the field, 44.7 percent from behind the arc while averaging 2.7 assists per game

2020-21 GAME-BY-GAME STATISTICS

				Total		3-Pointers		Free throws		Rebounds											
Opponent	Date	gs	min	fg-fga	pct	3fg-fga	pct	ft-fta	pct	off	def	tot	avg	pf	a	t/o	blk	stl	pts	avg
at Rice	12/13/20		15	0-3	.000	0-2	.000	0-0	.000	1	2	3	3.0	0	0	1	1	0	0	0.0
vs Our Lady of the Lake	12/15/20		16	4-7	.571	1-3	.333	0-0	.000	0	3	3	3.0	2	1	1	0	0	9	4.5
vs LeTourneau	12/17/20		12	0-4	.000	0-3	.000	0-0	.000	2	1	3	3.0	1	2	4	0	0	0	3.0
at Boise St.	12/21/20		12	2-4	.500	2-3	.667	0-0	.000	1	2	3	3.0	0	0	0	0	1	6	3.8
vs Nevada	12/31/20		12	1-1	1.000	1-1	1.000	0-0	.000	0	1	1	2.6	1	0	0	0	0	3	3.6
vs Nevada	01/02/21		17	5-11	.455	4-10	.400	0-0	.000	0	1	1	2.3	2	0	1	0	1	14	5.3
vs Utah State	01/06/21		20	4-7	.571	2-5	.400	0-0	.000	1	1	2	2.3	2	1	1	0	0	10	6.0
vs Utah State	01/08/21		16	2-5	.400	1-2	.500	0-0	.000	0	1	1	2.1	0	1	1	0	0	5	5.9
at UNLV	1/16/21		dnp	-	-	-	-	-	-	-	-	-	-	-	-	-	-	-	-	-
at UNLV	1/18/21		dnp	-	-	-	-	-	-	-	-	-	-	-	-	-	-	-	-	-
SAN JOSé STATE	1/21/21		dnp	-	-	-	-	-	-	-	-	-	-	-	-	-	-	-	-	-
SAN JOSé STATE	1/23/21		dnp	-	-	-	-	-	-	-	-	-	-	-	-	-	-	-	-	-
at Fresno State	1/28/21		dnp	-	-	-	-	-	-	-	-	-	-	-	-	-	-	-	-	-
at Fresno State	1/30/21		dnp	-	-	-	-	-	-	-	-	-	-	-	-	-	-	-	-	-
SAN DIEGO STATE	2/3/21		dnp	-	-	-	-	-	-	-	-	-	-	-	-	-	-	-	-	-
SAN DIEGO STATE	2/5/21		dnp	-	-	-	-	-	-	-	-	-	-	-	-	-	-	-	-	-
at Colorado State	2/9/21		dnp	-	-	-	-	-	-	-	-	-	-	-	-	-	-	-	-	-
at Colorado State	2/11/21		dnp	-	-	-	-	-	-	-	-	-	-	-	-	-	-	-	-	-
WYOMING	2/17/21		dnp	-	-	-	-	-	-	-	-	-	-	-	-	-	-	-	-	-
WYOMING	2/19/20		dnp	-	-	-	-	-	-	-	-	-	-	-	-	-	-	-	-	-
at Air Force	2/22/21		dnp	-	-	-	-	-	-	-	-	-	-	-	-	-	-	-	-	-
at Air Force	2/24/21		dnp	-	-	-	-	-	-	-	-	-	-	-	-	-	-	-	-	-
Totals		0	120	18-42	.429	11-29	.379	0-0	.000	5	12	17	2.1	8	5	9	1	2	47	5.9

Games played: 8
Minutes/game: 15.0
Points/game: 5.9
FG Pct: 42.9
3FG Pct: 37.9

Rebounds/game: 2.1
Assists/game: 0.6
Turnovers/game: 1.1
Assist/turnover ratio: 0.6
Steals/game: 0.3
Blocks/game: 0.1

SEASON HIGHS

Points: ..... 14 vs Nevada (1-2-21)
FG: ..... 5 vs Nevada (1-2-21)
FGA: ..... 11 vs Nevada (1-2-21)
3FG: ..... 4 vs Nevada (1-2-21)
3FGA: ..... 10 vs Nevada (1-2-21)
FT: ..... N/A
FTA: ..... N/A
Rebounds: ..... 3 (4x) Last time at Boise State (12-21-20)
Assists: ..... 2 vs LeTourneau (12-17-20)
Blocks: ..... 1 at Rice (12-13-20)
Steals: ..... 1 (2x) Last time vs Nevada (1-2-21)
Minutes Played: ..... 20 vs Utah State (1-6-21)

CAREER HIGHS AT UNM

Points: ..... 25 at San José State (2-26-19)
FG: ..... 10 at San José State (2-26-19)
FGA: ..... 19 at San José State (2-26-19)
3FG: ..... 6 at Fresno State (2-1-20)
3FGA: ..... 11 at San José State (2-26-19)
FT: ..... 5 at Fresno State (2-2-19)
FTA: ..... 6 at Fresno State (2-2-19)
Rebounds: ..... 6 vs Wyoming (2-8-20)
Assists: ..... 5 (2x) Last time at San José State (2-26-19)
Blocks: ..... 1 (7x) Last time at Rice (12-13-20)
Steals: ..... 3 (3x) Last time at Fresno State (2-1-20)
Minutes Played: ..... 34 vs Nevada (2-18-20)

CAREER STATISTICS

			Total		3-Point		F-Throws		Rebounds										Scoring	
Season	gp-gs	min/avg	fg-fga	pct	fg-fga	pct	ft-fta	pct	off	def	tot	avg	pf	fo	ast	to	blk	stl	pts	avg
2018-19	29-12	587/20.2	93-209	.445	42-103	.408	35-44	.795	9	31	40	1.4	53	1	52	51	3	23	263	9.1
2019-20	31-2	495/16.0	71-150	.473	31-85	.365	9-15	.600	17	32	49	1.6	36	1	24	23	3	11	182	5.9
2020-21	8-0	120/15.0	18-42	.429	11-29	.379	0-0	.000	5	12	17	2.1	8	0	5	9	1	2	47	5.9
TOTAL	68-14	1202/17.7	182-401	.454	84-217	.387	44-59	.746	31	75	106	1.6	97	2	81	83	7	36	492	7.2

Emmanuel Kuac

6’7” | 200 - Sophomore - Guard

Calgary, Alberta, Canada (Kearns HS)

4

NOTEWORTHY :

- Signed his NLI as the 147th-ranked prospect in the nation as a wing
- Ranked a top-five player in Canada
- Captain of his high school squad as a senior
- Competed with Exum Elite and Gold Gauntlet 17U league
- Cherry & Silver Event Dunk Competition winner

2020-21 GAME-BY-GAME STATISTICS

				Total		3-Pointers		Free throws		Rebounds											
Opponent	Date	gs	min	fg-fga	pct	3fg-fga	pct	ft-fta	pct	off	def	tot	avg	pf	a	t/o	blk	stl	pts	avg
at Rice	12/13/20	*	20	3-6	.500	1-4	.250	1-2	.500	1	6	7	7.0	4	0	2	0	0	8	8.0
vs Our Lady of the Lake	12/15/20	*	18	3-5	.600	3-4	.750	0-0	.000	1	3	4	5.5	0	2	1	2	2	9	8.5
vs LeTourneau	12/17/20		16	3-7	.429	0-1	.000	0-0	.000	2	3	5	5.3	1	1	1	0	0	6	7.7
at Boise St.	12/21/20		16	1-5	.200	0-2	.000	0-0	.000	1	3	4	5.0	2	0	3	0	1	2	6.3
at Boise St.	12/23/20		13	1-1	1.000	1-1	1.000	0-0	.000	0	2	2	4.4	3	0	1	1	0	3	5.6
vs Nevada	12/31/20		19	0-4	.000	0-2	.000	0-0	.000	0	2	2	4.0	2	1	0	1	1	0	4.7
vs Nevada	01/02/21		8	1-1	1.000	1-1	1.000	0-1	.000	1	0	1	3.6	4	0	1	0	0	3	4.4
vs Utah State	01/06/21		12	1-3	.333	1-3	.333	0-0	.000	0	2	2	3.4	2	0	1	0	0	3	4.3
vs Utah State	01/08/21		15	0-2	.000	0-2	.000	0-0	.000	0	2	2	3.2	1	0	3	0	1	0	3.8
at UNLV	1/16/21		dnp	-	-	-	-	-	-	-	-	-	-	-	-	-	-	-	-	-
at UNLV	1/18/21		dnp	-	-	-	-	-	-	-	-	-	-	-	-	-	-	-	-	-
SAN JOSé STATE	1/21/21		dnp	-	-	-	-	-	-	-	-	-	-	-	-	-	-	-	-	-
SAN JOSé STATE	1/23/21		dnp	-	-	-	-	-	-	-	-	-	-	-	-	-	-	-	-	-
at Fresno State	1/28/21		dnp	-	-	-	-	-	-	-	-	-	-	-	-	-	-	-	-	-
at Fresno State	1/30/21		dnp	-	-	-	-	-	-	-	-	-	-	-	-	-	-	-	-	-
SAN DIEGO STATE	2/3/21		dnp	-	-	-	-	-	-	-	-	-	-	-	-	-	-	-	-	-
SAN DIEGO STATE	2/5/21		dnp	-	-	-	-	-	-	-	-	-	-	-	-	-	-	-	-	-
at Colorado State	2/9/21		dnp	-	-	-	-	-	-	-	-	-	-	-	-	-	-	-	-	-
at Colorado State	2/11/21		dnp	-	-	-	-	-	-	-	-	-	-	-	-	-	-	-	-	-
WYOMING	2/17/21		dnp	-	-	-	-	-	-	-	-	-	-	-	-	-	-	-	-	-
WYOMING	2/19/20		dnp	-	-	-	-	-	-	-	-	-	-	-	-	-	-	-	-	-
at Air Force	2/22/21		dnp	-	-	-	-	-	-	-	-	-	-	-	-	-	-	-	-	-
at Air Force	2/24/21		dnp	-	-	-	-	-	-	-	-	-	-	-	-	-	-	-	-	-
Totals		2	137	13-34	.382	7-20	.350	1-3	.333	6	23	29	3.2	19	4	13	4	5	34	3.8

Games played: 9
Minutes/game: 15.2
Points/game: 3.8
FG Pct: 38.2
3FG Pct: 35.0
FT Pct: 33.3

Rebounds/game: 3.2
Assists/game: 0.4
Turnovers/game: 1.4
Assist/turnover ratio: 0.3
Steals/game: 0.6
Blocks/game: 0.4

SEASON HIGHS

Points: ..... 9 vs Our Lady of the Lake (12-15-20)
FG: ..... 3 (3x) Last time vs LeTourneau (12-17-20)
FGA: ..... 7 vs LeTourneau (12-17-20)
3FG: ..... 3 vs Our Lady of the Lake (12-15-20)
3FGA: ..... 4 (2x) Last time vs Our Lady of the Lake (12-15-20)
FT: ..... 1 at Rice (12-13-20)
FTA: ..... 2 at Rice (12-13-20)
Rebounds: ..... 7 at Rice (12-13-20)
Assists: ..... 2 vs Our Lady of the Lake (12-15-20)
Blocks: ..... 2 vs Our Lady of the Lake (12-15-20)
Steals: ..... 2 vs Our Lady of the Lake (12-15-20)
Minutes Played: ..... 20 at Rice (12-13-20)

CAREER HIGHS AT UNM

Points: ..... 9 vs Our Lady of the Lake (12-15-20)
FG: ..... 3 (5x) Last time vs LeTourneau (12-17-20)
FGA: ..... 7 vs LeTourneau (12-17-20)
3FG: ..... 3 vs Our Lady of the Lake (12-15-20)
3FGA: ..... 4 (2x) Last time vs Our Lady of the Lake (12-15-20)
FT: ..... 1 (2x) Last time at Rice (12-13-20)
FTA: ..... 4 vs San José State (1-21-20)
Rebounds: ..... 7 at Rice (12-13-20)
Assists: ..... 2 (2x) Last time vs Our Lady of the Lake (12-15-20)
Blocks: ..... 2 vs Our Lady of the Lake (12-15-20)
Steals: ..... 2 (2x) Last time vs Our Lady of the Lake (12-15-20)
Minutes Played: ..... 20 at Rice (12-13-20)

CAREER STATISTICS

			Total		3-Point		F-Throws		Rebounds										Scoring	
Season	gp-gs	min/avg	fg-fga	pct	fg-fga	pct	ft-fta	pct	off	def	tot	avg	pf	fo	ast	to	blk	stl	pts	avg
2019-20	19-0	118/6.2	12-23	.522	3-9	.333	1-6	.167	8	17	25	1.3	17	0	5	4	4	3	28	1.5
2020-21	9-2	137/15.2	13-34	.382	7-20	.350	1-3	.333	6	23	29	3.2	19	0	4	13	4	5	34	3.8
TOTAL	28-2	255/9.1	25-57	.439	10-29	.345	2-9	.222	14	40	54	1.9	36	0	9	17	8	8	62	2.2

Rod Brown

6’8” | 218 - Redshirt-Junior - Forward

Memphis, Tenn. (Pearl River CC/Wichita State)

5

NOTEWORTHY :

- Helped Pearl River CC to the only NJCAA DI Undefeated season, the No. 1 seed in the national tournament and its second-straight Region XXIII Championship as a sophomore in 2019-20
- Averaged 13.1 points, 6.5 rebounds and 1.3 assists shooting 56.4 percent
- Voted MVP at the 2017 district and regional tournament in high school
- Two-time UAA All-American on the summer hoops circuit

2020-21 GAME-BY-GAME STATISTICS

				Total		3-Pointers		Free throws		Rebounds										
Opponent	Date	gs	min	fg-fga	pct	3fg-fga	pct	ft-fta	pct	off	def	tot	avg	pf	a	t/o	blk	stl	pts	avg
at Rice	12/13/20	*	25	5-9	.556	0-0	.000	1-1	1.000	4	3	7	7.0	3	3	2	0	0	11	11.0
vs Our Lady of the Lake	12/15/20		18	6-6	1.000	0-0	.000	4-5	.800	1	3	4	5.5	0	0	2	1	0	16	13.5
vs LeTourneau	12/17/20	*	18	6-7	.857	0-0	.000	1-2	.500	3	5	8	6.3	1	0	0	1	0	13	13.3
at Boise St.	12/21/20	*	19	0-3	.000	0-0	.000	2-2	1.000	1	1	2	5.3	3	1	1	0	0	2	10.5
at Boise St.	12/23/20	*	21	4-7	.571	0-0	.000	0-0	.000	0	3	3	4.8	2	1	3	0	0	8	10.0
vs Nevada	12/31/20	*	29	3-10	.300	0-0	.000	8-14	.571	5	6	11	5.8	4	4	5	1	1	14	10.7
vs Nevada	01/02/21	*	22	2-4	.500	0-0	.000	5-8	.625	2	1	3	5.4	4	2	0	0	0	9	10.4
vs Utah State	01/06/21	*	23	1-5	.200	0-0	.000	3-4	.750	1	2	3	5.1	1	1	2	1	2	5	9.8
vs Utah State	01/08/21	*	27	2-8	.250	0-0	.000	0-0	.000	1	0	1	4.7	2	0	2	0	0	4	9.1
at Dixie St.	01/13/21	*	33	4-10	.400	0-0	.000	0-0	.000	6	6	12	5.4	1	2	0	2	0	8	9.0
at UNLV	1/16/21		dnp	-	-	-	-	-	-	-	-	-	-	-	-	-	-	-	-	-
at UNLV	1/18/21		dnp	-	-	-	-	-	-	-	-	-	-	-	-	-	-	-	-	-
SAN JOSé STATE	1/21/21		dnp	-	-	-	-	-	-	-	-	-	-	-	-	-	-	-	-	-
SAN JOSé STATE	1/23/21		dnp	-	-	-	-	-	-	-	-	-	-	-	-	-	-	-	-	-
at Fresno State	1/28/21		dnp	-	-	-	-	-	-	-	-	-	-	-	-	-	-	-	-	-
at Fresno State	1/30/21		dnp	-	-	-	-	-	-	-	-	-	-	-	-	-	-	-	-	-
SAN DIEGO STATE	2/3/21		dnp	-	-	-	-	-	-	-	-	-	-	-	-	-	-	-	-	-
SAN DIEGO STATE	2/5/21		dnp	-	-	-	-	-	-	-	-	-	-	-	-	-	-	-	-	-
at Colorado State	2/9/21		dnp	-	-	-	-	-	-	-	-	-	-	-	-	-	-	-	-	-
at Colorado State	2/11/21		dnp	-	-	-	-	-	-	-	-	-	-	-	-	-	-	-	-	-
WYOMING	2/17/21		dnp	-	-	-	-	-	-	-	-	-	-	-	-	-	-	-	-	-
WYOMING	2/19/20		dnp	-	-	-	-	-	-	-	-	-	-	-	-	-	-	-	-	-
at Air Force	2/22/21		dnp	-	-	-	-	-	-	-	-	-	-	-	-	-	-	-	-	-
at Air Force	2/24/21		dnp	-	-	-	-	-	-	-	-	-	-	-	-	-	-	-	-	-
Totals		9	235	33-69	.478	0-0	.000	24-36	.667	24	30	54	5.4	21	14	17	6	3	90	9.0

Games played: 10
Minutes/game: 23.5
Points/game: 9.0
FG Pct: 47.8
FT Pct: 66.7

Rebounds/game: 5.4
Assists/game: 1.4
Turnovers/game: 1.7
Assist/turnover ratio: 0.8
Steals/game: 0.3

SEASON HIGHS

Points: ..... 16 vs Our Lady of the Lake (12-15-20)
FG: ..... 6 (2x) Last time vs LeTourneau (12-17-20)
FGA: ..... 10 (2x) Last time at Dixie State (1-13-21)
3FG: ..... N/A
3FGA: ..... N/A
FT: ..... 8 vs Nevada (12-31-20)
FTA: ..... 14 vs Nevada (12-31-20)
Rebounds: ..... 12 at Dixie State (1-13-21)
Assists: ..... 4 vs Nevada (12-31-20)
Blocks: ..... 2 at Dixie State (1-13-21)
Steals: ..... 2 vs Utah State (1-6-21)
Minutes Played: ..... 33 at Dixie State (1-13-21)

CAREER HIGHS AT UNM

Points: ..... 16 vs Our Lady of the Lake (12-15-20)
FG: ..... 6 (2x) Last time vs LeTourneau (12-17-20)
FGA: ..... 10 (2x) Last time at Dixie State (1-13-21)
3FG: ..... N/A
3FGA: ..... N/A
FT: ..... 8 vs Nevada (12-31-20)
FTA: ..... 14 vs Nevada (12-31-20)
Rebounds: ..... 12 at Dixie State (1-13-21)
Assists: ..... 4 vs Nevada (12-31-20)
Blocks: ..... 2 at Dixie State (1-13-21)
Steals: ..... 2 vs Utah State (1-6-21)
Minutes Played: ..... 33 at Dixie State (1-13-21)

CAREER STATISTICS

			Total		3-Point		F-Throws		Rebounds										Scoring	
Season	gp-gs	min/avg	fg-fga	pct	fg-fga	pct	ft-fta	pct	off	def	tot	avg	pf	fo	ast	to	blk	stl	pts	avg
2020-21	10-9	235/23.5	33-69	.478	0-0	.000	24-36	.667	24	30	54	5.4	21	0	14	17	6	3	90	9.0
TOTAL	10-9	235/23.5	33-69	.478	0-0	.000	24-36	.667	24	30	54	5.4	21	0	14	17	6	3	90	9.0

Makuach Maluach

10

6’5” | 190 - Senior - Guard/Forward

Sydney, Australia (Newington College)

NOTEWORTHY :

- Scored a career-high 26 points at Air Force on 2-10-18.
- Ranks 4th all-time in Lobo freshman scoring with 327 points in 2016-17.
- Played prep ball at Newington College in Stanmore, NSW, Australia
- Graduated in 2017
- Member of Australian Junior National Team in the FIBA U18 Oceania Championships.

2020-21 GAME-BY-GAME STATISTICS

				Total		3-Pointers		Free throws		Rebounds										
Opponent	Date	gs	min	fg-fga	pct	3fg-fga	pct	ft-fta	pct	off	def	tot	avg	pf	a	t/o	blk	stl	pts	avg
at Rice	12/13/20	*	29	8-14	.571	2-2	1.000	5-6	.833	6	6	12	12.0	1	1	2	0	0	23	23.0
vs Our Lady of the Lake	12/15/20	*	24	6-10	.600	2-3	.667	3-8	.375	1	5	6	9.0	1	0	0	2	3	17	20.0
vs LeTourneau	12/17/20	*	21	6-8	.750	0-0	.000	3-4	.750	4	8	12	10.0	1	3	1	1	0	15	18.3
at Boise St.	12/21/20	*	27	5-12	.417	1-2	.500	2-3	.667	0	3	3	8.3	3	1	2	0	0	13	17.0
at Boise St.	12/23/20	*	25	2-10	.200	0-3	.000	4-4	1.000	0	4	4	7.4	1	0	6	1	2	8	15.2
vs Nevada	12/31/20	*	25	6-14	.429	2-6	.333	1-7	.143	1	2	3	6.7	3	1	2	0	0	15	15.2
vs Nevada	01/02/21	*	35	6-12	.500	1-5	.200	0-0	.000	2	4	6	6.6	3	5	6	0	1	13	14.9
vs Utah State	01/06/21	*	26	3-7	.429	1-1	1.000	0-0	.000	1	4	5	6.4	0	0	3	0	2	7	13.9
vs Utah State	01/08/21	*	25	5-11	.455	1-4	.250	2-2	1.000	0	2	2	5.9	1	0	2	2	2	13	13.8
at Dixie St.	01/13/21	*	30	5-12	.417	0-1	.000	2-2	1.000	1	5	6	5.9	4	2	2	1	0	12	13.6
at UNLV	1/16/21		dnp	-	-	-	-	-	-	-	-	-	-	-	-	-	-	-	-	-
at UNLV	1/18/21		dnp	-	-	-	-	-	-	-	-	-	-	-	-	-	-	-	-	-
SAN JOSé STATE	1/21/21		dnp	-	-	-	-	-	-	-	-	-	-	-	-	-	-	-	-	-
SAN JOSé STATE	1/23/21		dnp	-	-	-	-	-	-	-	-	-	-	-	-	-	-	-	-	-
at Fresno State	1/28/21		dnp	-	-	-	-	-	-	-	-	-	-	-	-	-	-	-	-	-
at Fresno State	1/30/21		dnp	-	-	-	-	-	-	-	-	-	-	-	-	-	-	-	-	-
SAN DIEGO STATE	2/3/21		dnp	-	-	-	-	-	-	-	-	-	-	-	-	-	-	-	-	-
SAN DIEGO STATE	2/5/21		dnp	-	-	-	-	-	-	-	-	-	-	-	-	-	-	-	-	-
at Colorado State	2/9/21		dnp	-	-	-	-	-	-	-	-	-	-	-	-	-	-	-	-	-
at Colorado State	2/11/21		dnp	-	-	-	-	-	-	-	-	-	-	-	-	-	-	-	-	-
WYOMING	2/17/21		dnp	-	-	-	-	-	-	-	-	-	-	-	-	-	-	-	-	-
WYOMING	2/19/20		dnp	-	-	-	-	-	-	-	-	-	-	-	-	-	-	-	-	-
at Air Force	2/22/21		dnp	-	-	-	-	-	-	-	-	-	-	-	-	-	-	-	-	-
at Air Force	2/24/21		dnp	-	-	-	-	-	-	-	-	-	-	-	-	-	-	-	-	-
Totals		10	267	52-110	.473	10-27	.370	22-36	.611	16	43	59	5.9	18	13	26	7	10	136	13.6

Games played: 10
Minutes/game: 26.7
Points/game: 13.6
FG Pct: 47.3
3FG Pct: 37.0

Rebounds/game: 5.9
Assists/game: 1.3
Turnovers/game: 2.6
Assist/turnover ratio: 0.5
Steals/game: 1.0

SEASON HIGHS

Points: ..... 23 at Rice (12-13-20)
FG: ..... 8 at Rice (12-13-20)
FGA: ..... 14 (2x) Last time vs Nevada (12-31-20)
3FG: ..... 2 (3x) Last time vs Nevada (12-31-20)
3FGA: ..... 6 vs Nevada (12-31-20)
FT: ..... 5 at Rice (12-13-20)
FTA: ..... 8 vs Our Lady of the Lake (12-15-20)
Rebounds: ..... 12 (2x) Last time vs LeTourneau (12-17-20)
Assists: ..... 5 vs Nevada (1-2-21)
Blocks: ..... 2 (2x) Last time vs Utah State (1-8-21)
Steals: ..... 3 vs Our Lady of the Lake (12-15-20)
Minutes Played: ..... 35 vs Nevada (1-2-21)

CAREER HIGHS AT UNM

Points: ..... 26 at Air Force (2-10-18)
FG: ..... 10 at Air Force (2-10-18)
FGA: ..... 15 at Fresno State (1-13-18)
3FG: ..... 6 at Air Force (2-10-18)
3FGA: ..... 7 (4x) Last time vs Wyoming (3-13-19)
FT: ..... 12 at Wyoming (2-20-18)
FTA: ..... 15 at Wyoming (2-20-18)
Rebounds: ..... 13 vs San José State (1-21-20)
Assists: ..... 5 (3x) Last time vs Nevada (1-2-21)
Blocks: ..... 3 (2x) Last time vs San Diego State (2-5-19)
Steals: ..... 3 (4x) Last time vs Our Lady of the Lake (2-15-20)
Minutes Played: ..... 38 at Air Force (2-10-18)

CAREER STATISTICS

			Total		3-Point		F-Throws		Rebounds										Scoring	
Season	gp-gs	min/avg	fg-fga	pct	fg-fga	pct	ft-fta	pct	off	def	tot	avg	pf	fo	ast	to	blk	stl	pts	avg
2017-18	34-15	669/19.7	117-211	.555	29-63	.460	64-79	.810	37	48	85	2.5	82	3	33	43	8	19	327	9.6
2018-19	32-28	846/26.4	105-274	.383	44-134	.328	62-89	.697	33	94	127	4.0	71	2	60	60	16	21	316	9.9
2019-20	33-33	895/27.1	117-244	.480	29-93	.312	53-73	.726	41	92	133	4.0	58	0	38	46	13	27	316	9.6
2020-21	10-10	267/26.7	52-110	.473	10-27	.370	22-36	.611	16	43	59	5.9	18	0	13	26	7	10	136	13.6
TOTAL	109-86	2677/24.6	391-839	.466	112-317	.353	201-277	.726	127	277	404	3.7	229	5	144	175	44	77	1095	10.0

Jeremiah Francis III

6'1" | 205 - Sophomore - Point Guard
Columbus, Ohio (North Carolina)

11

NOTEWORTHY :

- Saw action in 16 games for the Tar Heels including three starts
- Scored in double figures twice while at UNC
- Named OCC Player of the Year in high school
- Named First Team All-OCC, First Team All-District, First Team All-Ohio
- Named to the Pickerington HS Honor Roll twice

2020-21 GAME-BY-GAME STATISTICS

				Total		3-Pointers		Free throws		Rebounds										
Opponent	Date	gs	min	fg-fga	pct	3fg-fga	pct	ft-fta	pct	off	def	tot	avg	pf	a	t/o	blk	stl	pts	avg
at Rice	12/13/20	*	30	2-8	.250	0-4	.000	1-2	.500	0	2	2	2.0	2	2	0	0	3	5	5.0
vs Our Lady of the Lake	12/15/20	*	19	2-13	.154	1-7	.143	1-1	1.000	0	2	2	2.0	1	4	1	0	1	6	5.5
vs LeTourneau	12/17/20	*	13	1-3	.333	0-0	.000	0-0	.000	0	3	3	2.3	0	2	2	0	1	2	4.3
at Boise St.	12/21/20	*	26	0-5	.000	0-3	.000	0-0	.000	0	2	2	2.3	0	2	4	0	0	0	3.3
at Boise St.	12/23/20	*	21	3-8	.375	0-1	.000	0-0	.000	0	1	1	2.0	0	0	0	0	0	6	3.8
vs Nevada	12/31/20	*	26	0-5	.000	0-3	.000	0-0	.000	1	4	5	2.5	2	2	3	0	0	0	3.2
vs Nevada	01/02/21	*	19	1-6	.167	1-3	.333	7-8	.875	0	3	3	2.6	2	2	0	0	1	10	4.1
vs Utah State	01/06/21		18	3-5	.600	1-2	.500	1-2	.500	0	1	1	2.4	0	2	2	0	0	8	4.6
vs Utah State	01/08/21		19	3-7	.429	2-2	1.000	0-0	.000	0	0	0	2.1	0	3	2	0	0	8	5.0
at Dixie St.	01/13/21	*	20	0-8	.000	0-6	.000	3-4	.750	1	3	4	2.3	1	0	3	0	0	3	4.8
at UNLV	1/16/21		dnp	-	-	-	-	-	-	-	-	-	-	-	-	-	-	-	-	-
at UNLV	1/18/21		dnp	-	-	-	-	-	-	-	-	-	-	-	-	-	-	-	-	-
SAN JOSé STATE	1/21/21		dnp	-	-	-	-	-	-	-	-	-	-	-	-	-	-	-	-	-
SAN JOSé STATE	1/23/21		dnp	-	-	-	-	-	-	-	-	-	-	-	-	-	-	-	-	-
at Fresno State	1/28/21		dnp	-	-	-	-	-	-	-	-	-	-	-	-	-	-	-	-	-
at Fresno State	1/30/21		dnp	-	-	-	-	-	-	-	-	-	-	-	-	-	-	-	-	-
SAN DIEGO STATE	2/3/21		dnp	-	-	-	-	-	-	-	-	-	-	-	-	-	-	-	-	-
SAN DIEGO STATE	2/5/21		dnp	-	-	-	-	-	-	-	-	-	-	-	-	-	-	-	-	-
at Colorado State	2/9/21		dnp	-	-	-	-	-	-	-	-	-	-	-	-	-	-	-	-	-
at Colorado State	2/11/21		dnp	-	-	-	-	-	-	-	-	-	-	-	-	-	-	-	-	-
WYOMING	2/17/21		dnp	-	-	-	-	-	-	-	-	-	-	-	-	-	-	-	-	-
WYOMING	2/19/20		dnp	-	-	-	-	-	-	-	-	-	-	-	-	-	-	-	-	-
at Air Force	2/22/21		dnp	-	-	-	-	-	-	-	-	-	-	-	-	-	-	-	-	-
at Air Force	2/24/21		dnp	-	-	-	-	-	-	-	-	-	-	-	-	-	-	-	-	-
Totals		8	211	15-68	.221	5-31	.161	13-17	.765	2	21	23	2.3	8	19	17	0	6	48	4.8

Games played: 10
Minutes/game: 21.1
Points/game: 4.8
FG Pct: 22.1
3FG Pct: 16.1
FT Pct: 76.5

Rebounds/game: 2.3
Assists/game: 1.9
Turnovers/game: 1.7
Assist/turnover ratio: 1.1
Steals/game: 0.6

SEASON HIGHS

Points: ..... 10 vs Nevada (1-2-21)
FG: ..... 3 (3x) Last time vs Utah State (1-8-21)
FGA: ..... 13 vs Our Lady of the Lake (12-15-20)
3FG: ..... 2 vs Utah State (1-8-21)
3FGA: ..... 7 vs Our Lady of the Lake (12-15-20)
FT: ..... 7 vs Nevada (1-2-21)
FTA: ..... 8 vs Nevada (1-2-21)
Rebounds: ..... 5 vs Nevada (12-31-20)
Assists: ..... 4 vs Our Lady of the Lake (12-15-20)
Blocks: ..... N/A
Steals: ..... 3 at Rice (12-13-20)
Minutes Played: ..... 30 at Rice (12-13-20)

CAREER HIGHS AT UNM

Points: ..... 10 vs Nevada (1-2-21)
FG: ..... 3 (3x) Last time vs Utah State (1-8-21)
FGA: ..... 13 vs Our Lady of the Lake (12-15-20)
3FG: ..... 2 vs Utah State (1-8-21)
3FGA: ..... 7 vs Our Lady of the Lake (12-15-20)
FT: ..... 7 vs Nevada (1-2-21)
FTA: ..... 8 vs Nevada (1-2-21)
Rebounds: ..... 5 vs Nevada (12-31-20)
Assists: ..... 4 vs Our Lady of the Lake (12-15-20)
Blocks: ..... N/A
Steals: ..... 3 at Rice (12-13-20)
Minutes Played: ..... 30 at Rice (12-13-20)

CAREER STATISTICS

			Total		3-Point		F-Throws		Rebounds										Scoring	
Season	gp-gs	min/avg	fg-fga	pct	fg-fga	pct	ft-fta	pct	off	def	tot	avg	pf	fo	ast	to	blk	stl	pts	avg
2020-21	10-8	211/21.1	15-68	.221	5-31	.161	13-17	.765	2	21	23	2.3	8	0	19	17	0	6	48	4.8
TOTAL	10-8	211/21.1	15-68	.221	5-31	.161	13-17	.765	2	21	23	2.3	8	0	19	17	0	6	48	4.8

Daniel Headdings

6’2” | 185 - Redshirt-Freshman - Guard

Wasilla, Alaska (Wasilla HS)

12

NOTEWORTHY :

- Averaged 20.4 points, 3.0 assists and 3.0 rebounds per game as a senior in HS
- Helped lead his squad to a pair of regional championships and a state championship
- Has 11 siblings
- Hails from the same hometown as recent graduate and four-year Lobo Dane Kuiper
- Redshirted in 2019-20

2020-21 GAME-BY-GAME STATISTICS

				Total		3-Pointers		Free throws		Rebounds											
Opponent	Date	gs	min	fg-fga	pct	3fg-fga	pct	ft-fta	pct	off	def	tot	avg	pf	a	t/o	blk	stl	pts	avg
vs Our Lady of the Lake	12/15/20		2	0-0	.000	0-0	.000	0-0	.000	0	0	0	0.0	0	1	0	0	0	0	0.0
vs LeTourneau	12/17/20		3	1-1	1.000	0-0	.000	1-1	1.000	0	1	1	0.5	1	0	0	0	0	3	1.5
at Boise St.	12/21/20		0	1-1	1.000	1-1	1.000	0-0	.000	0	0	0	0.3	0	0	0	0	0	3	2.0
at Boise St.	12/23/20		1	0-0	.000	0-0	.000	0-0	.000	0	0	0	0.3	0	0	0	0	0	0	1.5
at UNLV	1/16/21		dnp	-	-	-	-	-	-	-	-	-	-	-	-	-	-	-	-	-
at UNLV	1/18/21		dnp	-	-	-	-	-	-	-	-	-	-	-	-	-	-	-	-	-
SAN JOSé STATE	1/21/21		dnp	-	-	-	-	-	-	-	-	-	-	-	-	-	-	-	-	-
SAN JOSé STATE	1/23/21		dnp	-	-	-	-	-	-	-	-	-	-	-	-	-	-	-	-	-
at Fresno State	1/28/21		dnp	-	-	-	-	-	-	-	-	-	-	-	-	-	-	-	-	-
at Fresno State	1/30/21		dnp	-	-	-	-	-	-	-	-	-	-	-	-	-	-	-	-	-
SAN DIEGO STATE	2/3/21		dnp	-	-	-	-	-	-	-	-	-	-	-	-	-	-	-	-	-
SAN DIEGO STATE	2/5/21		dnp	-	-	-	-	-	-	-	-	-	-	-	-	-	-	-	-	-
at Colorado State	2/9/21		dnp	-	-	-	-	-	-	-	-	-	-	-	-	-	-	-	-	-
at Colorado State	2/11/21		dnp	-	-	-	-	-	-	-	-	-	-	-	-	-	-	-	-	-
WYOMING	2/17/21		dnp	-	-	-	-	-	-	-	-	-	-	-	-	-	-	-	-	-
WYOMING	2/19/20		dnp	-	-	-	-	-	-	-	-	-	-	-	-	-	-	-	-	-
at Air Force	2/22/21		dnp	-	-	-	-	-	-	-	-	-	-	-	-	-	-	-	-	-
at Air Force	2/24/21		dnp	-	-	-	-	-	-	-	-	-	-	-	-	-	-	-	-	-
Totals		0	6	2-2	1.000	1-1	1.000	1-1	1.000	0	1	1	0.3	1	1	0	0	0	6	1.5

Games played: 4
Minutes/game: 1.5
Points/game: 1.5
FG Pct: 100.0
3FG Pct: 100.0
FT Pct: 100.0

Rebounds/game: 0.3
Assists/game: 0.3
Assist/turnover ratio: 99.9

SEASON HIGHS

Points: ..... 3 (2x) Last time at Boise State (12-21-20)
FG: ..... 1 (2x) Last time at Boise State (12-21-20)
FGA: ..... 1 (2x) Last time at Boise State (12-21-20)
3FG: ..... 1 at Boise State (12-21-20)
3FGA: ..... 1 at Boise State (12-21-20)
FT: ..... 1 vs LeTourneau (12-17-20)
FTA: ..... 1 vs LeTourneau (12-17-20)
Rebounds: ..... 1 vs LeTourneau (12-17-20)
Assists: ..... 1 vs Our Lady of the Lake (12-15-20)
Blocks: ..... N/A
Steals: ..... N/A
Minutes Played: ..... 3 vs LeTourneau (12-17-20)

CAREER HIGHS AT UNM

Points: ..... 3 (2x) Last time at Boise State (12-21-20)
FG: ..... 1 (2x) Last time at Boise State (12-21-20)
FGA: ..... 1 (2x) Last time at Boise State (12-21-20)
3FG: ..... 1 at Boise State (12-21-20)
3FGA: ..... 1 at Boise State (12-21-20)
FT: ..... 1 vs LeTourneau (12-17-20)
FTA: ..... 1 vs LeTourneau (12-17-20)
Rebounds: ..... 1 vs LeTourneau (12-17-20)
Assists: ..... 1 vs Our Lady of the Lake (12-15-20)
Blocks: ..... N/A
Steals: ..... N/A
Minutes Played: ..... 3 vs LeTourneau (12-17-20)

CAREER STATISTICS

			Total		3-Point		F-Throws		Rebounds										Scoring	
Season	gp-gs	min/avg	fg-fga	pct	fg-fga	pct	ft-fta	pct	off	def	tot	avg	pf	fo	ast	to	blk	stl	pts	avg
2020-21	4-0	6/1.5	2-2	1.000	1-1	1.000	1-1	1.000	0	1	1	0.3	1	0	1	0	0	0	6	1.5
TOTAL	4-0	6/1.5	2-2	1.000	1-1	1.000	1-1	1.000	0	1	1	0.3	1	0	1	0	0	0	6	1.5

Javonté Johnson

6’6” | 190 - Freshman - Guard

Colorado Springs, Colo. (Cheyenne Mountain HS)

13

NOTEWORTHY :

- Named First Team All-State at Cheyenne Mountain HS
- Adidas National Qualifier
- Averaged 22.4 points, 9.6 rebounds and 1.8 steals per game as a junior

2020-21 GAME-BY-GAME STATISTICS

				Total		3-Pointers		Free throws		Rebounds										
Opponent	Date	gs	min	fg-fga	pct	3fg-fga	pct	ft-fta	pct	off	def	tot	avg	pf	a	t/o	blk	stl	pts	avg
at Rice	12/13/20		9	1-3	.333	0-2	.000	0-0	.000	0	0	0	0.0	1	0	0	0	1	2	2.0
vs Our Lady of the Lake	12/15/20		12	3-3	1.000	1-1	1.000	0-0	.000	0	1	1	0.5	0	2	0	0	1	7	4.5
vs LeTourneau	12/17/20		10	1-4	.250	0-1	.000	2-4	.500	2	1	3	1.3	0	1	0	0	1	4	4.3
at Boise St.	12/21/20		9	1-4	.250	1-1	1.000	0-0	.000	0	0	0	1.0	3	0	0	0	0	3	4.0
at Boise St.	12/23/20		14	2-4	.500	0-1	.000	3-3	1.000	0	1	1	1.0	0	0	1	0	0	7	4.6
vs Nevada	12/31/20		7	0-1	.000	0-1	.000	1-2	.500	1	0	1	1.0	0	0	0	0	0	1	4.0
vs Nevada	01/02/21		3	0-0	.000	0-0	.000	0-0	.000	0	1	1	1.0	1	0	0	0	0	0	3.4
vs Utah State	01/06/21		9	0-3	.000	0-2	.000	2-2	1.000	1	0	1	1.0	2	0	0	0	0	2	3.3
vs Utah State	01/08/21		20	0-4	.000	0-3	.000	0-0	.000	0	1	1	1.0	2	1	0	0	0	0	2.9
at Dixie St.	01/13/21		18	1-3	.333	0-1	.000	1-2	.500	0	3	3	1.2	1	0	0	0	0	3	2.9
at UNLV	1/16/21		dnp	-	-	-	-	-	-	-	-	-	-	-	-	-	-	-	-	-
at UNLV	1/18/21		dnp	-	-	-	-	-	-	-	-	-	-	-	-	-	-	-	-	-
SAN JOSé STATE	1/21/21		dnp	-	-	-	-	-	-	-	-	-	-	-	-	-	-	-	-	-
SAN JOSé STATE	1/23/21		dnp	-	-	-	-	-	-	-	-	-	-	-	-	-	-	-	-	-
at Fresno State	1/28/21		dnp	-	-	-	-	-	-	-	-	-	-	-	-	-	-	-	-	-
at Fresno State	1/30/21		dnp	-	-	-	-	-	-	-	-	-	-	-	-	-	-	-	-	-
SAN DIEGO STATE	2/3/21		dnp	-	-	-	-	-	-	-	-	-	-	-	-	-	-	-	-	-
SAN DIEGO STATE	2/5/21		dnp	-	-	-	-	-	-	-	-	-	-	-	-	-	-	-	-	-
at Colorado State	2/9/21		dnp	-	-	-	-	-	-	-	-	-	-	-	-	-	-	-	-	-
at Colorado State	2/11/21		dnp	-	-	-	-	-	-	-	-	-	-	-	-	-	-	-	-	-
WYOMING	2/17/21		dnp	-	-	-	-	-	-	-	-	-	-	-	-	-	-	-	-	-
WYOMING	2/19/20		dnp	-	-	-	-	-	-	-	-	-	-	-	-	-	-	-	-	-
at Air Force	2/22/21		dnp	-	-	-	-	-	-	-	-	-	-	-	-	-	-	-	-	-
at Air Force	2/24/21		dnp	-	-	-	-	-	-	-	-	-	-	-	-	-	-	-	-	-
Totals		0	111	9-29	.310	2-13	.154	9-13	.692	4	8	12	1.2	10	4	1	0	3	29	2.9

Games played: 10
Minutes/game: 11.1
Points/game: 2.9
FG Pct: 31.0
3FG Pct: 15.4

Rebounds/game: 1.2
Assists/game: 0.4
Turnovers/game: 0.1
Assist/turnover ratio: 4.0
Steals/game: 0.3

SEASON HIGHS

Points: ..... 7 (2x) Last time at Boise State (12-23-20)
FG: ..... 3 vs Our Lady of the Lake (12-15-20)
FGA: ..... 4 (4x) Last time vs Utah State (1-8-21)
3FG: ..... 1 (2x) Last time at Boise State (12-21-20)
3FGA: ..... 3 vs Utah State (1-8-21)
FT: ..... 3 at Boise State (12-23-20)
FTA: ..... 4 vs LeTourneau (12-17-20)
Rebounds: ..... 3 (2x) Last time at Dixie State (1-13-21)
Assists: ..... 2 vs Our Lady of the Lake (12-15-20)
Blocks: ..... N/A
Steals: ..... 1 (3x) Last time vs LeTourneau (12-17-20)
Minutes Played: ..... 20 vs Utah State (1-8-21)

CAREER HIGHS AT UNM

Points: ..... 7 (2x) Last time at Boise State (12-23-20)
FG: ..... 3 vs Our Lady of the Lake (12-15-20)
FGA: ..... 4 (4x) Last time vs Utah State (1-8-21)
3FG: ..... 1 (2x) Last time at Boise State (12-21-20)
3FGA: ..... 3 vs Utah State (1-8-21)
FT: ..... 3 at Boise State (12-23-20)
FTA: ..... 4 vs LeTourneau (12-17-20)
Rebounds: ..... 3 (2x) Last time at Dixie State (1-13-21)
Assists: ..... 2 vs Our Lady of the Lake (12-15-20)
Blocks: ..... N/A
Steals: ..... 1 (3x) Last time vs LeTourneau (12-17-20)
Minutes Played: ..... 20 vs Utah State (1-8-21)

CAREER STATISTICS

			Total		3-Point		F-Throws		Rebounds										Scoring	
Season	gp-gs	min/avg	fg-fga	pct	fg-fga	pct	ft-fta	pct	off	def	tot	avg	pf	fo	ast	to	blk	stl	pts	avg
2020-21	10-0	111/11.1	9-29	.310	2-13	.154	9-13	.692	4	8	12	1.2	10	0	4	1	0	3	29	2.9
TOTAL	10-0	111/11.1	9-29	.310	2-13	.154	9-13	.692	4	8	12	1.2	10	0	4	1	0	3	29	2.9

Logan Padgett

6’7” | 210 - Sophomore - Forward

Homewood, Ala. (Samford)

14

NOTEWORTHY :

- Competed in 33 games as a freshman at Samford, starting eight
- Averaged 17.6 minutes posting 3.3 rebounds and 2.4 points per game
- Helped his HS team to area, regional and state championships in 2016
- Averaged 18.0 points, 11.0 rebounds and 2.0 assists per game as a senior
- Averaged 14.0 points, 2.0 assists and 10.0 rebounds in his HS career
- 2x All-Area, 2x All-Area Tournament
- Also lettered in football

2020-21 GAME-BY-GAME STATISTICS

				Total		3-Pointers		Free throws		Rebounds										
Opponent	Date	gs	min	fg-fga	pct	3fg-fga	pct	ft-fta	pct	off	def	tot	avg	pf	a	t/o	blk	stl	pts	avg
vs Our Lady of the Lake	12/15/20		4	0-1	.000	0-0	.000	0-0	.000	1	0	1	1.0	0	1	0	0	1	0	0.0
vs LeTourneau	12/17/20		9	3-4	.750	1-1	1.000	0-0	.000	1	1	2	1.5	0	0	0	0	0	7	3.5
at Boise St.	12/21/20		5	0-1	.000	0-0	.000	0-0	.000	2	0	2	1.7	0	0	0	0	0	0	2.3
at Boise St.	12/23/20		10	0-1	.000	0-1	.000	0-0	.000	0	2	2	1.8	0	0	1	0	0	0	1.8
vs Utah State	01/06/21		5	0-3	.000	0-2	.000	0-0	.000	0	1	1	1.6	0	0	0	0	1	0	1.4
vs Utah State	01/08/21		3	0-0	.000	0-0	.000	0-0	.000	0	1	1	1.5	0	1	1	1	0	0	1.2
at UNLV	1/16/21		dnp	-	-	-	-	-	-	-	-	-	-	-	-	-	-	-	-	-
at UNLV	1/18/21		dnp	-	-	-	-	-	-	-	-	-	-	-	-	-	-	-	-	-
SAN JOSé STATE	1/21/21		dnp	-	-	-	-	-	-	-	-	-	-	-	-	-	-	-	-	-
SAN JOSé STATE	1/23/21		dnp	-	-	-	-	-	-	-	-	-	-	-	-	-	-	-	-	-
at Fresno State	1/28/21		dnp	-	-	-	-	-	-	-	-	-	-	-	-	-	-	-	-	-
at Fresno State	1/30/21		dnp	-	-	-	-	-	-	-	-	-	-	-	-	-	-	-	-	-
SAN DIEGO STATE	2/3/21		dnp	-	-	-	-	-	-	-	-	-	-	-	-	-	-	-	-	-
SAN DIEGO STATE	2/5/21		dnp	-	-	-	-	-	-	-	-	-	-	-	-	-	-	-	-	-
at Colorado State	2/9/21		dnp	-	-	-	-	-	-	-	-	-	-	-	-	-	-	-	-	-
at Colorado State	2/11/21		dnp	-	-	-	-	-	-	-	-	-	-	-	-	-	-	-	-	-
WYOMING	2/17/21		dnp	-	-	-	-	-	-	-	-	-	-	-	-	-	-	-	-	-
WYOMING	2/19/20		dnp	-	-	-	-	-	-	-	-	-	-	-	-	-	-	-	-	-
at Air Force	2/22/21		dnp	-	-	-	-	-	-	-	-	-	-	-	-	-	-	-	-	-
at Air Force	2/24/21		dnp	-	-	-	-	-	-	-	-	-	-	-	-	-	-	-	-	-
Totals		0	36	3-10	.300	1-4	.250	0-0	.000	4	5	9	1.5	0	2	2	1	2	7	1.2

Games played: 6
Minutes/game: 6.0
Points/game: 1.2
FG Pct: 30.0
3FG Pct: 25.0

Rebounds/game: 1.5
Assists/game: 0.3
Turnovers/game: 0.3
Assist/turnover ratio: 1.0
Steals/game: 0.3
Blocks/game: 0.2

SEASON HIGHS

Points: ..... 7 vs LeTourneau (12-17-20)
FG: ..... 3 vs LeTourneau (12-17-20)
FGA: ..... 4 vs LeTourneau (12-17-20)
3FG: ..... 2 vs Utah State (1-6-21)
3FGA: ..... 1 (2x) Last time at Boise State (12-23-20)
FT: ..... N/A
FTA: ..... N/A
Rebounds: ..... 2 (3x) Last time at Boise State (12-23-20)
Assists: ..... 1 (2x) Last time vs Utah State (1-8-21)
Blocks: ..... 1 vs Utah State (1-8-21)
Steals: ..... 1 (2x) Last time vs Utah State (1-6-21)
Minutes Played: ..... 10 at Boise State (12-23-20)

CAREER HIGHS AT UNM

Points: ..... 7 vs LeTourneau (12-17-20)
FG: ..... 3 vs LeTourneau (12-17-20)
FGA: ..... 4 vs LeTourneau (12-17-20)
3FG: ..... 2 vs Utah State (1-6-21)
3FGA: ..... 1 (2x) Last time at Boise State (12-23-20)
FT: ..... N/A
FTA: ..... N/A
Rebounds: ..... 2 (3x) Last time at Boise State (12-23-20)
Assists: ..... 1 (2x) Last time vs Utah State (1-8-21)
Blocks: ..... 1 vs Utah State (1-8-21)
Steals: ..... 1 (2x) Last time vs Utah State (1-6-21)
Minutes Played: ..... 10 at Boise State (12-23-20)

CAREER STATISTICS

			Total		3-Point		F-Throws		Rebounds										Scoring	
Season	gp-gs	min/avg	fg-fga	pct	fg-fga	pct	ft-fta	pct	off	def	tot	avg	pf	fo	ast	to	blk	stl	pts	avg
2020-21	6-0	36/6.0	3-10	.300	1-4	.250	0-0	.000	4	5	9	1.5	0	0	2	2	1	2	7	1.2
TOTAL	6-0	36/6.0	3-10	.300	1-4	.250	0-0	.000	4	5	9	1.5	0	0	2	2	1	2	7	1.2

Clay Patterson

20

6'1" | 180 - Redshirt-Junior - Guard

Rio Rancho, N.M. (Rio Rancho HS/Fort Lewis)

NOTEWORTHY :

- 2016 New Mexico Gatorade Player of the Year while at Rio Rancho
- Mr. Basketball 2016
- Helped Rio Rancho to New Mexico State Championship in 2016
- New Mexico State Tournament MVP in 2016
- USA Today New Mexico First Team
- Three-time All-District Academic Team honoree

2020-21 GAME-BY-GAME STATISTICS

				Total		3-Pointers		Free throws		Rebounds											
Opponent	Date	gs	min	fg-fga	pct	3fg-fga	pct	ft-fta	pct	off	def	tot	avg	pf	a	t/o	blk	stl	pts	avg
at Rice	12/13/20		2	0-0	.000	0-0	.000	0-0	.000	0	0	0	0.0	0	0	0	0	0	0	0.0
vs Our Lady of the Lake	12/15/20		7	1-1	1.000	1-1	1.000	0-0	.000	0	0	0	0.0	1	1	0	0	0	3	1.5
vs LeTourneau	12/17/20		7	0-3	.000	0-2	.000	0-0	.000	0	2	2	0.7	2	1	1	0	0	0	1.0
at Boise St.	12/21/20		4	0-1	.000	0-1	.000	1-2	.500	0	1	1	0.8	0	0	0	0	0	1	1.0
at Boise St.	12/23/20		2	0-1	.000	0-1	.000	0-0	.000	0	0	0	0.6	0	0	0	0	0	0	0.8
vs Utah State	01/06/21		3	0-1	.000	0-1	.000	0-0	.000	0	0	0	0.5	0	0	0	0	1	0	0.7
at UNLV	1/16/21		dnp	-	-	-	-	-	-	-	-	-	-	-	-	-	-	-	-	-
at UNLV	1/18/21		dnp	-	-	-	-	-	-	-	-	-	-	-	-	-	-	-	-	-
SAN JOSé STATE	1/21/21		dnp	-	-	-	-	-	-	-	-	-	-	-	-	-	-	-	-	-
SAN JOSé STATE	1/23/21		dnp	-	-	-	-	-	-	-	-	-	-	-	-	-	-	-	-	-
at Fresno State	1/28/21		dnp	-	-	-	-	-	-	-	-	-	-	-	-	-	-	-	-	-
at Fresno State	1/30/21		dnp	-	-	-	-	-	-	-	-	-	-	-	-	-	-	-	-	-
SAN DIEGO STATE	2/3/21		dnp	-	-	-	-	-	-	-	-	-	-	-	-	-	-	-	-	-
SAN DIEGO STATE	2/5/21		dnp	-	-	-	-	-	-	-	-	-	-	-	-	-	-	-	-	-
at Colorado State	2/9/21		dnp	-	-	-	-	-	-	-	-	-	-	-	-	-	-	-	-	-
at Colorado State	2/11/21		dnp	-	-	-	-	-	-	-	-	-	-	-	-	-	-	-	-	-
WYOMING	2/17/21		dnp	-	-	-	-	-	-	-	-	-	-	-	-	-	-	-	-	-
WYOMING	2/19/20		dnp	-	-	-	-	-	-	-	-	-	-	-	-	-	-	-	-	-
at Air Force	2/22/21		dnp	-	-	-	-	-	-	-	-	-	-	-	-	-	-	-	-	-
at Air Force	2/24/21		dnp	-	-	-	-	-	-	-	-	-	-	-	-	-	-	-	-	-
Totals		0	25	1-7	.143	1-6	.167	1-2	.500	0	3	3	0.5	3	2	1	0	1	4	0.7

Games played: 6
Minutes/game: 4.2
Points/game: 0.7
FG Pct: 14.3
3FG Pct: 16.7
FT Pct: 50.0

Rebounds/game: 0.5
Assists/game: 0.3
Turnovers/game: 0.2
Assist/turnover ratio: 2.0
Steals/game: 0.2

SEASON HIGHS

Points: ..... 3 vs Our Lady of the Lake (12-15-20)
FG: ..... 1 vs Our Lady of the Lake (12-15-20)
FGA: ..... 3 vs LeTourneau (12-17-20)
3FG: ..... 1 vs Our Lady of the Lake (12-15-20)
3FGA: ..... 2 vs LeTourneau (12-17-20)
FT: ..... 1 at Boise State (12-21-20)
FTA: ..... 2 at Boise State (12-21-20)
Rebounds: ..... 2 vs LeTourneau (12-17-20)
Assists: ..... 1 (2x) Last time vs LeTourneau (12-17-20)
Blocks: ..... N/A
Steals: ..... 1 vs Utah State (1-6-21)
Minutes Played: ..... 7 (2x) Last time vs LeTourneau (12-17-20)

CAREER HIGHS AT UNM

Points: ..... 4 vs San José State (1-21-20)
FG: ..... 1 vs Our Lady of the Lake (12-15-20)
FGA: ..... 3 (2x) Last time vs LeTourneau (12-17-20)
3FG: ..... 1 vs Our Lady of the Lake (12-15-20)
3FGA: ..... 2 (2x) Last time vs LeTourneau (12-17-20)
FT: ..... 4 vs San José State (1-21-20)
FTA: ..... 4 vs San José State (1-21-20)
Rebounds: ..... 2 (2x) Last time vs LeTourneau (12-17-20)
Assists: ..... 1 (6x) Last time vs LeTourneau (12-17-20)
Blocks: ..... N/A
Steals: ..... 1 vs Utah State (1-6-21)
Minutes Played: ..... 7 vs LeTourneau (12-17-20)

CAREER STATISTICS

			Total		3-Point		F-Throws		Rebounds										Scoring	
Season	gp-gs	min/avg	fg-fga	pct	fg-fga	pct	ft-fta	pct	off	def	tot	avg	pf	fo	ast	to	blk	stl	pts	avg
2018-19	3-0	13/4.3	0-4	.000	0-3	.000	2-2	1.000	1	2	3	1.0	0	0	1	0	0	0	2	0.7
2019-20	9-0	21/2.3	0-2	.000	0-2	.000	6-6	1.000	0	3	3	0.3	1	0	3	1	0	1	6	0.7
2020-21	6-0	25/4.2	1-7	.143	1-6	.167	1-2	.500	0	3	3	0.5	3	0	2	1	0	1	4	0.7
TOTAL	18-0	59/3.3	1-13	.077	1-11	.091	9-10	.900	1	8	9	0.5	4	0	6	2	0	2	12	0.7

Nolan Dorsey

21

6’5” | 185 - Freshman - Point Guard

Knightdale, N.C., (Milbrook HS)

NOTEWORTHY :

- Helped his Milbrook HS squad to the conference championship in 2018
- Named All-Conference as a junior
- Averaged over 10 assists per game in the summer of 2019 for Big Shots Elite NC
- Honor Roll recipient at Milbrook HS

2020-21 GAME-BY-GAME STATISTICS

				Total		3-Pointers		Free throws		Rebounds										
Opponent	Date	gs	min	fg-fga	pct	3fg-fga	pct	ft-fta	pct	off	def	tot	avg	pf	a	t/o	blk	stl	pts	avg
vs Our Lady of the Lake	12/15/20		3	0-0	.000	0-0	.000	0-0	.000	0	0	0	0.0	0	0	1	0	0	0	0.0
vs LeTourneau	12/17/20		10	0-2	.000	0-1	.000	0-0	.000	0	1	1	0.5	0	1	0	0	0	0	0.0
at Boise St.	12/21/20		2	0-0	.000	0-0	.000	0-0	.000	0	0	0	0.3	0	1	0	0	0	0	0.0
at Boise St.	12/23/20		14	0-0	.000	0-0	.000	0-0	.000	0	0	0	0.3	0	0	3	0	0	0	0.0
vs Utah State	01/06/21		6	0-1	.000	0-1	.000	0-0	.000	0	0	0	0.2	0	0	0	0	0	0	0.0
vs Utah State	01/08/21		15	3-6	.500	1-3	.333	0-0	.000	1	1	2	0.5	1	0	0	0	1	7	1.2
at Dixie St.	01/13/21		8	0-1	.000	0-0	.000	0-0	.000	0	2	2	0.7	0	0	0	0	0	0	1.0
at UNLV	1/16/21		dnp	-	-	-	-	-	-	-	-	-	-	-	-	-	-	-	-	-
at UNLV	1/18/21		dnp	-	-	-	-	-	-	-	-	-	-	-	-	-	-	-	-	-
SAN JOSé STATE	1/21/21		dnp	-	-	-	-	-	-	-	-	-	-	-	-	-	-	-	-	-
SAN JOSé STATE	1/23/21		dnp	-	-	-	-	-	-	-	-	-	-	-	-	-	-	-	-	-
at Fresno State	1/28/21		dnp	-	-	-	-	-	-	-	-	-	-	-	-	-	-	-	-	-
at Fresno State	1/30/21		dnp	-	-	-	-	-	-	-	-	-	-	-	-	-	-	-	-	-
SAN DIEGO STATE	2/3/21		dnp	-	-	-	-	-	-	-	-	-	-	-	-	-	-	-	-	-
SAN DIEGO STATE	2/5/21		dnp	-	-	-	-	-	-	-	-	-	-	-	-	-	-	-	-	-
at Colorado State	2/9/21		dnp	-	-	-	-	-	-	-	-	-	-	-	-	-	-	-	-	-
at Colorado State	2/11/21		dnp	-	-	-	-	-	-	-	-	-	-	-	-	-	-	-	-	-
WYOMING	2/17/21		dnp	-	-	-	-	-	-	-	-	-	-	-	-	-	-	-	-	-
WYOMING	2/19/20		dnp	-	-	-	-	-	-	-	-	-	-	-	-	-	-	-	-	-
at Air Force	2/22/21		dnp	-	-	-	-	-	-	-	-	-	-	-	-	-	-	-	-	-
at Air Force	2/24/21		dnp	-	-	-	-	-	-	-	-	-	-	-	-	-	-	-	-	-
Totals		0	58	3-10	.300	1-5	.200	0-0	.000	1	4	5	0.7	1	2	4	0	1	7	1.0

Games played: 7
Minutes/game: 8.3
Points/game: 1.0
FG Pct: 30.0
3FG Pct: 20.0

Rebounds/game: 0.7
Assists/game: 0.3
Turnovers/game: 0.6
Assist/turnover ratio: 0.5
Steals/game: 0.1

SEASON HIGHS

Points: ..... 7 vs Utah State (1-8-21)
FG: ..... 3 vs Utah State (1-8-21)
FGA: ..... 6 vs Utah State (1-8-21)
3FG: ..... 1 vs Utah State (1-8-21)
3FGA: ..... 3 vs Utah State (1-8-21)
FT: ..... N/A
FTA: ..... N/A
Rebounds: ..... 2 (2x) Last time at Dixie State (1-13-21)
Assists: ..... 1 (2x) Last time at Boise State (12-21-20)
Blocks: ..... N/A
Steals: ..... 1 vs Utah State (1-8-21)
Minutes Played: ..... 15 vs Utah State (1-8-21)

CAREER HIGHS AT UNM

Points: ..... 7 vs Utah State (1-8-21)
FG: ..... 3 vs Utah State (1-8-21)
FGA: ..... 6 vs Utah State (1-8-21)
3FG: ..... 1 vs Utah State (1-8-21)
3FGA: ..... 3 vs Utah State (1-8-21)
FT: ..... N/A
FTA: ..... N/A
Rebounds: ..... 2 (2x) Last time at Dixie State (1-13-21)
Assists: ..... 1 (2x) Last time at Boise State (12-21-20)
Blocks: ..... N/A
Steals: ..... 1 vs Utah State (1-8-21)
Minutes Played: ..... 15 vs Utah State (1-8-21)

CAREER STATISTICS

			Total		3-Point		F-Throws		Rebounds										Scoring	
Season	gp-gs	min/avg	fg-fga	pct	fg-fga	pct	ft-fta	pct	off	def	tot	avg	pf	fo	ast	to	blk	stl	pts	avg
2020-21	7-0	58/8.3	3-10	.300	1-5	.200	0-0	.000	1	4	5	0.7	1	0	2	4	0	1	7	1.0
TOTAL	7-0	58/8.3	3-10	.300	1-5	.200	0-0	.000	1	4	5	0.7	1	0	2	4	0	1	7	1.0

Valdir Manuel

22

6’10” | 225 - Junior - Forward

Luanda, Angola (Harcum College)

NOTEWORTHY :

- Named to the 2018-19 NCJAA All-American Second Team
- Averaged 21.0 points and 11.0 rebounds per contest in 2019-20
- Finished at Harcum 12th all-time in scoring with 769 points, third in rebounds (504), fourth in career blocked shots (107)
- Helped The Patrick School to the 2017 State Tournament of Champions title
- Competed in the U17 FIBA World Cup
- Helped his U20 Angola National Team to a gold medal in the Afrobasket Championsip

2020-21 GAME-BY-GAME STATISTICS

				Total		3-Pointers		Free throws		Rebounds											
Opponent	Date	gs	min	fg-fga	pct	3fg-fga	pct	ft-fta	pct	off	def	tot	avg	pf	a	t/o	blk	stl	pts	avg
at Rice	12/13/20		13	4-11	.364	1-3	.333	0-0	.000	3	3	6	6.0	2	0	2	0	1	9	9.0
vs Our Lady of the Lake	12/15/20		17	5-5	1.000	0-0	.000	1-2	.500	1	5	6	6.0	1	2	1	1	0	11	10.0
vs LeTourneau	12/17/20	*	15	4-13	.308	0-1	.000	0-0	.000	4	3	7	6.3	0	1	2	1	0	8	9.3
at Boise St.	12/21/20		21	2-6	.333	0-1	.000	2-2	1.000	0	2	2	5.3	2	0	1	1	0	6	8.5
at Boise St.	12/23/20		10	2-5	.400	0-0	.000	0-1	.000	0	1	1	4.4	0	0	0	0	0	4	7.6
vs Nevada	12/31/20		12	2-6	.333	0-0	.000	0-0	.000	1	1	2	4.0	1	0	1	0	0	4	7.0
vs Nevada	01/02/21		12	2-4	.500	1-1	1.000	0-0	.000	0	1	1	3.6	2	0	0	0	0	5	6.7
vs Utah State	01/06/21		15	0-6	.000	0-3	.000	0-0	.000	0	2	2	3.4	2	0	1	3	0	0	5.9
vs Utah State	01/08/21		15	3-7	.429	0-1	.000	1-2	.500	2	2	4	3.4	1	0	0	1	0	7	6.0
at Dixie St.	01/13/21		24	4-7	.571	0-1	.000	0-0	.000	2	3	5	3.6	3	1	1	4	0	8	6.2
at UNLV	1/16/21		dnp	-	-	-	-	-	-	-	-	-	-	-	-	-	-	-	-	-
at UNLV	1/18/21		dnp	-	-	-	-	-	-	-	-	-	-	-	-	-	-	-	-	-
SAN JOSé STATE	1/21/21		dnp	-	-	-	-	-	-	-	-	-	-	-	-	-	-	-	-	-
SAN JOSé STATE	1/23/21		dnp	-	-	-	-	-	-	-	-	-	-	-	-	-	-	-	-	-
at Fresno State	1/28/21		dnp	-	-	-	-	-	-	-	-	-	-	-	-	-	-	-	-	-
at Fresno State	1/30/21		dnp	-	-	-	-	-	-	-	-	-	-	-	-	-	-	-	-	-
SAN DIEGO STATE	2/3/21		dnp	-	-	-	-	-	-	-	-	-	-	-	-	-	-	-	-	-
SAN DIEGO STATE	2/5/21		dnp	-	-	-	-	-	-	-	-	-	-	-	-	-	-	-	-	-
at Colorado State	2/9/21		dnp	-	-	-	-	-	-	-	-	-	-	-	-	-	-	-	-	-
at Colorado State	2/11/21		dnp	-	-	-	-	-	-	-	-	-	-	-	-	-	-	-	-	-
WYOMING	2/17/21		dnp	-	-	-	-	-	-	-	-	-	-	-	-	-	-	-	-	-
WYOMING	2/19/20		dnp	-	-	-	-	-	-	-	-	-	-	-	-	-	-	-	-	-
at Air Force	2/22/21		dnp	-	-	-	-	-	-	-	-	-	-	-	-	-	-	-	-	-
at Air Force	2/24/21		dnp	-	-	-	-	-	-	-	-	-	-	-	-	-	-	-	-	-
Totals		1	154	28-70	.400	2-11	.182	4-7	.571	13	23	36	3.6	14	4	9	11	1	62	6.2

Games played: 10
Minutes/game: 15.4
Points/game: 6.2
FG Pct: 40.0
3FG Pct: 18.2

Rebounds/game: 3.6
Assists/game: 0.4
Turnovers/game: 0.9
Assist/turnover ratio: 0.4
Steals/game: 0.1

SEASON HIGHS

Points: ..... 11 vs Our Lady of the Lake (12-15-20)
FG: ..... 5 vs Our Lady of the Lake (12-15-20)
FGA: ..... 13 vs LeTourneau (12-17-20)
3FG: ..... 1 (2x) Last time vs Nevada (1-2-21)
3FGA: ..... 3 (2x) Last time vs Utah State (1-6-21)
FT: ..... 2 at Boise State (12-21-20)
FTA: ..... 2 (3x) Last time vs Utah State (1-8-21)
Rebounds: ..... 7 vs LeTourneau (12-17-20)
Assists: ..... 1 vs Our Lady of the Lake (12-15-20)
Blocks: ..... 4 at Dixie State (1-13-21)
Steals: ..... 1 at Rice (12-13-20)
Minutes Played: ..... 24 at Dixie State (1-13-21)

CAREER HIGHS AT UNM

Points: ..... 11 vs Our Lady of the Lake (12-15-20)
FG: ..... 5 vs Our Lady of the Lake (12-15-20)
FGA: ..... 13 vs LeTourneau (12-17-20)
3FG: ..... 1 (2x) Last time vs Nevada (1-2-21)
3FGA: ..... 3 (2x) Last time vs Utah State (1-6-21)
FT: ..... 2 at Boise State (12-21-20)
FTA: ..... 2 (3x) Last time vs Utah State (1-8-21)
Rebounds: ..... 7 vs LeTourneau (12-17-20)
Assists: ..... 1 vs Our Lady of the Lake (12-15-20)
Blocks: ..... 4 at Dixie State (1-13-21)
Steals: ..... 1 at Rice (12-13-20)
Minutes Played: ..... 24 at Dixie State (1-13-21)

CAREER STATISTICS

			Total		3-Point		F-Throws		Rebounds										Scoring	
Season	gp-gs	min/avg	fg-fga	pct	fg-fga	pct	ft-fta	pct	off	def	tot	avg	pf	fo	ast	to	blk	stl	pts	avg
2020-21	10-1	154/15.4	28-70	.400	2-11	.182	4-7	.571	13	23	36	3.6	14	0	4	9	11	1	62	6.2
TOTAL	10-1	154/15.4	28-70	.400	2-11	.182	4-7	.571	13	23	36	3.6	14	0	4	9	11	1	62	6.2

Eloy Medina

23

6’3” | 180 - Freshman - Guard

Albuquerque, N.M. (West Mesa HS)

NOTEWORTHY :

- Averaged 20.7 points, 5.6 rebounds and 1.5 assists at West Mesa HS
- 4x First Team All-District honoree
- Named to the All-Metro Third Team
- Also competed for NM Slam and PB Nation where he helped his squad to a national championship

2020-21 GAME-BY-GAME STATISTICS

				Total		3-Pointers		Free throws		Rebounds											
Opponent	Date	gs	min	fg-fga	pct	3fg-fga	pct	ft-fta	pct	off	def	tot	avg	pf	a	t/o	blk	stl	pts	avg
vs Our Lady of the Lake	12/15/20		3	0-2	.000	0-2	.000	0-0	.000	0	1	1	1.0	0	0	0	0	0	0	0.0
vs LeTourneau	12/17/20		2	0-0	.000	0-0	.000	0-0	.000	0	0	0	0.5	0	0	0	0	0	0	0.0
at Boise St.	12/23/20		1	0-1	.000	0-1	.000	0-0	.000	0	0	0	0.3	0	0	0	0	0	0	0.0
at UNLV	1/16/21		dnp	-	-	-	-	-	-	-	-	-	-	-	-	-	-	-	-	-
at UNLV	1/18/21		dnp	-	-	-	-	-	-	-	-	-	-	-	-	-	-	-	-	-
SAN JOSé STATE	1/21/21		dnp	-	-	-	-	-	-	-	-	-	-	-	-	-	-	-	-	-
SAN JOSé STATE	1/23/21		dnp	-	-	-	-	-	-	-	-	-	-	-	-	-	-	-	-	-
at Fresno State	1/28/21		dnp	-	-	-	-	-	-	-	-	-	-	-	-	-	-	-	-	-
at Fresno State	1/30/21		dnp	-	-	-	-	-	-	-	-	-	-	-	-	-	-	-	-	-
SAN DIEGO STATE	2/3/21		dnp	-	-	-	-	-	-	-	-	-	-	-	-	-	-	-	-	-
SAN DIEGO STATE	2/5/21		dnp	-	-	-	-	-	-	-	-	-	-	-	-	-	-	-	-	-
at Colorado State	2/9/21		dnp	-	-	-	-	-	-	-	-	-	-	-	-	-	-	-	-	-
at Colorado State	2/11/21		dnp	-	-	-	-	-	-	-	-	-	-	-	-	-	-	-	-	-
WYOMING	2/17/21		dnp	-	-	-	-	-	-	-	-	-	-	-	-	-	-	-	-	-
WYOMING	2/19/20		dnp	-	-	-	-	-	-	-	-	-	-	-	-	-	-	-	-	-
at Air Force	2/22/21		dnp	-	-	-	-	-	-	-	-	-	-	-	-	-	-	-	-	-
at Air Force	2/24/21		dnp	-	-	-	-	-	-	-	-	-	-	-	-	-	-	-	-	-
Totals		0	6	0-3	.000	0-3	.000	0-0	.000	0	1	1	0.3	0	0	0	0	0	0	0.0

Games played: 3
Minutes/game: 2.0
FG Pct: 0.0
3FG Pct: 0.0

Rebounds/game: 0.3

SEASON HIGHS

Points: ..... N/A
FG: 0
FGA: ..... 2 vs Our Lady of the Lake (12-15-20)
3FG: 0
3FGA: ..... 2 vs Our Lady of the Lake (12-15-20)
FT: ..... N/A
FTA: ..... N/A
Rebounds: ..... 1 vs Our Lady of the Lake (12-15-20)
Assists: ..... N/A
Blocks: ..... N/A
Steals: ..... N/A
Minutes Played: ..... 3 vs Our Lady of the Lake (12-15-20)

CAREER HIGHS AT UNM

Points: ..... N/A
FG: 0
FGA: ..... 2 vs Our Lady of the Lake (12-15-20)
3FG: 0
3FGA: ..... 2 vs Our Lady of the Lake (12-15-20)
FT: ..... N/A
FTA: ..... N/A
Rebounds: ..... 1 vs Our Lady of the Lake (12-15-20)
Assists: ..... N/A
Blocks: ..... N/A
Steals: ..... N/A
Minutes Played: ..... 3 vs Our Lady of the Lake (12-15-20)

CAREER STATISTICS

			Total		3-Point		F-Throws		Rebounds										Scoring	
Season	gp-gs	min/avg	fg-fga	pct	fg-fga	pct	ft-fta	pct	off	def	tot	avg	pf	fo	ast	to	blk	stl	pts	avg
2020-21	3-0	6/2.0	0-3	.000	0-3	.000	0-0	.000	0	1	1	0.3	0	0	0	0	0	0	0	0.0
TOTAL	3-0	6/2.0	0-3	.000	0-3	.000	0-0	.000	0	1	1	0.3	0	0	0	0	0	0	0	0.0

Kurt Wegscheider

30

6'4" | 185 - Sophomore - Guard

Bangui, Central African Republic (NBA Acad. Africa)

NOTEWORTHY :

- Enrolled in the NBA Academy Africa since 2017
- Named MVP of the BWB Africa All Star Games
- Participated in the NBA Global Camp in Treviso, Italy
- Participated in three stages of the European Youth Basketball League in Hungary; helped his team to win the tournament and remain unbeaten
- Participant in NCAA's Next Generation Sunday event at the 2019 Final Four

2020-21 GAME-BY-GAME STATISTICS

				Total		3-Pointers		Free throws		Rebounds										
Opponent	Date	gs	min	fg-fga	pct	3fg-fga	pct	ft-fta	pct	off	def	tot	avg	pf	a	t/o	blk	stl	pts	avg
at Rice	12/13/20		11	0-0	.000	0-0	.000	0-0	.000	0	0	0	0.0	0	0	1	0	0	0	0.0
vs Our Lady of the Lake	12/15/20		9	1-2	.500	0-1	.000	2-3	.667	0	2	2	1.0	1	1	1	0	2	4	2.0
vs LeTourneau	12/17/20		15	2-6	.333	0-0	.000	0-0	.000	3	3	6	2.7	1	0	1	0	3	4	2.7
at Boise St.	12/21/20		15	3-4	.750	0-0	.000	2-3	.667	2	0	2	2.5	0	0	0	0	1	8	4.0
at Boise St.	12/23/20		19	1-2	.500	0-0	.000	1-2	.500	3	2	5	3.0	2	1	1	0	0	3	3.8
vs Nevada	12/31/20		14	1-3	.333	0-0	.000	0-0	.000	1	1	2	2.8	3	1	1	0	0	2	3.5
vs Nevada	01/02/21		6	0-0	.000	0-0	.000	0-0	.000	0	0	0	2.4	0	1	0	0	0	0	3.0
vs Utah State	01/06/21		4	0-0	.000	0-0	.000	0-0	.000	0	0	0	2.1	0	0	0	0	0	0	2.6
vs Utah State	01/08/21		6	0-1	.000	0-1	.000	0-0	.000	0	0	0	1.9	0	1	0	0	0	0	2.3
at UNLV	1/16/21		dnp	-	-	-	-	-	-	-	-	-	-	-	-	-	-	-	-	-
at UNLV	1/18/21		dnp	-	-	-	-	-	-	-	-	-	-	-	-	-	-	-	-	-
SAN JOSé STATE	1/21/21		dnp	-	-	-	-	-	-	-	-	-	-	-	-	-	-	-	-	-
SAN JOSé STATE	1/23/21		dnp	-	-	-	-	-	-	-	-	-	-	-	-	-	-	-	-	-
at Fresno State	1/28/21		dnp	-	-	-	-	-	-	-	-	-	-	-	-	-	-	-	-	-
at Fresno State	1/30/21		dnp	-	-	-	-	-	-	-	-	-	-	-	-	-	-	-	-	-
SAN DIEGO STATE	2/3/21		dnp	-	-	-	-	-	-	-	-	-	-	-	-	-	-	-	-	-
SAN DIEGO STATE	2/5/21		dnp	-	-	-	-	-	-	-	-	-	-	-	-	-	-	-	-	-
at Colorado State	2/9/21		dnp	-	-	-	-	-	-	-	-	-	-	-	-	-	-	-	-	-
at Colorado State	2/11/21		dnp	-	-	-	-	-	-	-	-	-	-	-	-	-	-	-	-	-
WYOMING	2/17/21		dnp	-	-	-	-	-	-	-	-	-	-	-	-	-	-	-	-	-
WYOMING	2/19/20		dnp	-	-	-	-	-	-	-	-	-	-	-	-	-	-	-	-	-
at Air Force	2/22/21		dnp	-	-	-	-	-	-	-	-	-	-	-	-	-	-	-	-	-
at Air Force	2/24/21		dnp	-	-	-	-	-	-	-	-	-	-	-	-	-	-	-	-	-
Totals		0	99	8-18	.444	0-2	.000	5-8	.625	9	8	17	1.9	7	5	5	0	6	21	2.3

Games played: 9
Minutes/game: 11.0
Points/game: 2.3
FG Pct: 44.4
3FG Pct: 0.0
FT Pct: 62.5

Rebounds/game: 1.9
Assists/game: 0.6
Turnovers/game: 0.6
Assist/turnover ratio: 1.0
Steals/game: 0.7

SEASON HIGHS

Points: ..... 8 at Boise State (12-21-20)
FG: ..... 3 at Boise State (12-21-20)
FGA: ..... 6 vs LeTourneau (12-17-20)
3FG: 0
3FGA: ..... 1 (2x) Last time vs Utah State (1-8-21)
FT: ..... 2 (2x) Last time at Boise State (12-21-20)
FTA: ..... 3 (2x) Last time at Boise State (12-21-20)
Rebounds: ..... 6 vs LeTourneau (12-17-20)
Assists: ..... 1 (4x) Last time vs Nevada (1-2-21)
Blocks: ..... N/A
Steals: ..... 3 vs LeTourneau (12-17-20)
Minutes Played: ..... 19 at Boise State (12-23-20)

CAREER HIGHS AT UNM

Points: ..... 8 at Boise State (12-21-20)
FG: ..... 3 (2x) Last time at Boise State (12-21-20)
FGA: ..... 6 vs LeTourneau (12-17-20)
3FG: ..... 1 vs. No. 18/19 Auburn (11-25-19)
3FGA: ..... 3 vs San José State (3-4-20)
FT: ..... 2 (5x) Last time at Boise State (12-21-20)
FTA: ..... 3 (2x) Last time at Boise State (12-21-20)
Rebounds: ..... 6 (2x) Last time vs LeTourneau (12-17-20)
Assists: ..... 1 (10x) Last time vs Nevada (1-2-21)
Blocks: ..... N/A
Steals: ..... 3 vs LeTourneau (12-17-20)
Minutes Played: ..... 26 vs San José State (3-4-20)

CAREER STATISTICS

			Total		3-Point		F-Throws		Rebounds										Scoring	
Season	gp-gs	min/avg	fg-fga	pct	fg-fga	pct	ft-fta	pct	off	def	tot	avg	pf	fo	ast	to	blk	stl	pts	avg
2019-20	17-2	139/8.2	14-25	.560	1-7	.143	4-7	.571	8	14	22	1.3	9	1	7	4	0	5	33	1.9
2020-21	9-0	99/11.0	8-18	.444	0-2	.000	5-8	.625	9	8	17	1.9	7	0	5	5	0	6	21	2.3
TOTAL	26-2	238/9.2	22-43	.512	1-9	.111	9-15	.600	17	22	39	1.5	16	1	12	9	0	11	54	2.1

Jordan Arroyo

33

6’7” | 210 - Junior - Forward

Albuquerque, N.M. (Atrisco Heritage Academy)

NOTEWORTHY :

- Helped lead Atrisco Heritage to the 6A State Championship in 2018
- First Team All-State, First Team All-Metro and First Team All-District
- New Mexico State Tournament MVP
- All-Metro Defensive Player of the Year
- Shot 63 percent from the floor with 13 double-doubles on the season
- National Hispanic Scholar, Four-Year Honor Roll recipient and academic letterman

2020-21 GAME-BY-GAME STATISTICS

				Total		3-Pointers		Free throws		Rebounds										
Opponent	Date	gs	min	fg-fga	pct	3fg-fga	pct	ft-fta	pct	off	def	tot	avg	pf	a	t/o	blk	stl	pts	avg
at Boise St.	12/23/20		2	0-0	.000	0-0	.000	0-0	.000	0	0	0	0.0	0	0	0	0	0	0	0.0
vs Utah State	01/06/21		2	0-0	.000	0-0	.000	0-0	.000	1	0	1	0.5	0	0	0	0	0	0	0.0
at UNLV	1/16/21		dnp	-	-	-	-	-	-	-	-	-	-	-	-	-	-	-	-	-
at UNLV	1/18/21		dnp	-	-	-	-	-	-	-	-	-	-	-	-	-	-	-	-	-
SAN JOSé STATE	1/21/21		dnp	-	-	-	-	-	-	-	-	-	-	-	-	-	-	-	-	-
SAN JOSé STATE	1/23/21		dnp	-	-	-	-	-	-	-	-	-	-	-	-	-	-	-	-	-
at Fresno State	1/28/21		dnp	-	-	-	-	-	-	-	-	-	-	-	-	-	-	-	-	-
at Fresno State	1/30/21		dnp	-	-	-	-	-	-	-	-	-	-	-	-	-	-	-	-	-
SAN DIEGO STATE	2/3/21		dnp	-	-	-	-	-	-	-	-	-	-	-	-	-	-	-	-	-
SAN DIEGO STATE	2/5/21		dnp	-	-	-	-	-	-	-	-	-	-	-	-	-	-	-	-	-
at Colorado State	2/9/21		dnp	-	-	-	-	-	-	-	-	-	-	-	-	-	-	-	-	-
at Colorado State	2/11/21		dnp	-	-	-	-	-	-	-	-	-	-	-	-	-	-	-	-	-
WYOMING	2/17/21		dnp	-	-	-	-	-	-	-	-	-	-	-	-	-	-	-	-	-
WYOMING	2/19/20		dnp	-	-	-	-	-	-	-	-	-	-	-	-	-	-	-	-	-
at Air Force	2/22/21		dnp	-	-	-	-	-	-	-	-	-	-	-	-	-	-	-	-	-
at Air Force	2/24/21		dnp	-	-	-	-	-	-	-	-	-	-	-	-	-	-	-	-	-
Totals		0	4	0-0	.000	0-0	.000	0-0	.000	1	0	1	0.5	0	0	0	0	0	0	0.0

Games played: 2
Minutes/game: 2.0

Rebounds/game: 0.5

SEASON HIGHS

Points: ..... N/A
FG: ..... N/A
FGA: ..... N/A
3FG: ..... N/A
3FGA: ..... N/A
FT: ..... N/A
FTA: ..... N/A
Rebounds: ..... N/A
Assists: ..... N/A
Blocks: ..... N/A
Steals: ..... N/A
Minutes Played: ..... 2 at Boise State (12-23-20)

CAREER HIGHS AT UNM

Points: ..... 6 vs Southwest (12-30-18)
FG: ..... 3 vs Southwest (12-30-18)
FGA: ..... 4 vs No. 4 San Diego State (1-29-20)
3FG: ..... N/A
3FGA: ..... 1 vs Wyoming (2-8-20)
FT: ..... 2 (3x) Last time vs Wyoming (2-8-20)
FTA: ..... 4 at NMSU (12-4-18)
Rebounds: ..... 7 vs No. 4 San Diego State (1-29-20)
Assists: ..... 1 vs No. 4 San Diego State (1-29-20)
Blocks: ..... 2 at Nevada (1-25-20)
Steals: ..... 1 (3x) Last time at Air Force (2-26-20)
Minutes Played: ..... 22 at Air Force (2-26-20)

CAREER STATISTICS

			Total		3-Point		F-Throws		Rebounds										Scoring	
Season	gp-gs	min/avg	fg-fga	pct	fg-fga	pct	ft-fta	pct	off	def	tot	avg	pf	fo	ast	to	blk	stl	pts	avg
2018-19	12-2	71/5.9	7-9	.778	0-0	.000	3-9	.333	7	6	13	1.1	8	0	0	2	3	2	17	1.4
2019-20	14-1	105/7.5	5-12	.417	0-1	.000	4-6	.667	7	10	17	1.2	10	0	1	3	4	1	14	1.0
2020-21	2-0	4/2.0	0-0	.000	0-0	.000	0-0	.000	1	0	1	0.5	0	0	0	0	0	0	0	0.0
TOTAL	28-3	180/6.4	12-21	.571	0-1	.000	7-15	.467	15	16	31	1.1	18	0	1	5	7	3	31	1.1

Assane Ndiaye

35

7'1" | 240 - Junior - Forward

Dakar, Senegal (Kilgore College)

NOTEWORTHY :

- Shot 67.4 percent from the floor as a sophomore at Kilgore College
- Scored 66 points on the season over 26 contests at 8.4 minutes per game
- Averaged 2.5 points, 2.4 rebounds, 0.4 assists per game as a sophomore
- Saw action in 23 games as a freshman after missing much of the first season due to injury

2020-21 GAME-BY-GAME STATISTICS

SEASON HIGHS

Points:	N/A
FG:	N/A
FGA:	N/A
3FG:	N/A
3FGA:	N/A
FT:	N/A
FTA:	N/A
Rebounds:	N/A
Assists:	N/A
Blocks:	N/A
Steals:	N/A
Minutes Played:	N/A

CAREER HIGHS AT UNM

Points:	N/A
FG:	N/A
FGA:	N/A
3FG:	N/A
3FGA:	N/A
FT:	N/A
FTA:	N/A
Rebounds:	N/A
Assists:	N/A
Blocks:	N/A
Steals:	N/A
Minutes Played:	N/A

CAREER STATISTICS

Game 1 - New Mexico 72, Rice 61
Dec. 13, 2020 | Tudor Fieldhouse

Maluach Double-Double Paces Lobos Past Undefeated Rice

HOUSTON, TEXAS — Overcoming early nerves and as much as a five-point deficit in the first half, The University of New Mexico men's basketball team topped the previously-undefeated Rice University Owls on Sunday afternoon by a score of 72-61.

The Lobos open the 2020-21 season 1-0 while Rice falls to 4-1.

Senior Makuach Maluach, who is the lone returning starter for the Lobos and started his 57th consecutive contest on Sunday, kicked off his senior year with his third career double-double. He led the Lobos with 23 points and 12 rebounds including six offensive boards. Sunday also marked his 100th career contest.

Rebounding was the story of the game as New Mexico pulled down 49 rebounds compared to 30 for Rice, including 19 offensive. The last time the Lobos had 20 or more offensive rebounds was in the 2018-19 season.

Maluach was one of three Lobos to score in double figures and was joined by junior Rod Brown who posted 11 points and seven rebounds as well as redshirt-freshman Bayron Matos who collected 10 points and five boards.

Both Matos and Brown were two of six players to make their Lobo debuts on Sunday along with junior Saquan Singleton, junior Valdir Manuel, sophomore Jeremiah Francis III and freshman Javonté Johnson.

The Lobos, an almost entirely new squad battling first-game jitters against a 4-0 team, went down by five, 15-10 with 9:54 left in the first half after a 7-0 Owl run that was capped by back-to-back threes for the home team.

UNM tied it up on a layup from Singleton and a three from sophomore Emmanuel Kuac, 15-15, before continuing on a 17-3 run over 7:06 to take a nine-point lead, 27-18.

The Lobos' run was an even scoring effort featuring two points each from Singleton, Kuac, Brown, Francis III and Maluach, capped by back-to-back jumpers from Manuel.

Rice closed the gap to six, 31-25 at the half.

It was Manuel who put the Lobos up by double digits in the second half with a triple with 13:16 left on the clock to put UNM up 45-35.

Rice worked to battle back with a free throw and a layup to make it a seven-point game with 10:17 left, but Maluach quickly shut down any thought of a comeback with a jumper followed by a three at the top of the circle just 24 seconds apart. With the play, UNM went back up by double digits, 50-38, and Rice called a timeout to regroup.

The UNM defense held tough while its offense pushed forward as the Lobos ultimately stretched the lead to 13 on a jumper by Francis III at 3:45. UNM was up by 13 with 21 seconds left before a three from Rice sophomore Quincy Olivari knocked it down to 10.

Maluach and Olivari finished the game with free throws for the 72-61 final.

Additional standout moments for the Lobos include a career-tying eight points from Kuac, nine points and six rebounds from Manuel and an early appearance for junior walk-on Clay Patterson.

Rice was led by Olivari, who notched 21 points, followed by sophomore Travis Evee who posted 15.

The Lobos are scheduled to return to action on Tuesday, Dec. 15 against Our Lady of the Lake at 5 p.m. MT / 6 p.m. CT in a neutral contest at Rice.

Game 2 - New Mexico 104, OLLU 63
Dec. 15, 2020 | Tudor Fieldhouse

Lobos Down OLLU 104-65 Tuesday Night

HOUSTON, Texas — In the battle of Patterson Brother vs Patterson brother on Tuesday night, Lobo junior Clay Patterson registered his first career 3-pointer against his brother's team as the UNM men's basketball team routed NAIA Our Lady of the Lake, 104-65. The Saints entered the game coming off of an upset over NCAA DI Texas State and drained 10 from behind the arc as a team, but they were no match for the Lobos' 59.7 percent shooting from the floor.

With the win, UNM is now 2-0 on the season while the Saints, which competed in exhibition play Tuesday, remain 1-1.

All 16 members of the Lobo squad in attendance entered the game on Tuesday including UNM debuts for sophomore Logan Padgett, redshirt-freshman Daniel Headdings and freshmen Isaiah Marin, Nolan Dorsey and Eloy Medina.

The Lobos hit 100 points for the eighth time in head coach Paul Weir's tenure and now average 88.0 points on the season, second in the Mountain West behind Colorado State (90.0).

The Saints got out to their largest and only lead of the game two minutes in with a 9-5 advantage on a three by junior Ruben Monzon. The Lobos followed with a 13-0 run to make it a nine-point game, 18-9, and the Saints came marching back to cut it to five, 28-23, with 8:37 left in the first half. UNM immediately exploded for a 15-0 run to take a 20-point lead, 43-23, and never looked back as the game never closed to less than double digits again.

Four Lobos scored in double figures on the night including senior Makuach Maluach who led the squad with 17 points and finished just one point shy of 1,000 career points. OLLU was led by Ethan White who scored 25 points on 8-for-13 from the floor including three 3-pointers and also a 6-for-7 mark from the line.

Lobo newcomer Saquan Singleton registered his first double-double as a Lobo with 13 points and 10 rebounds while junior Rod Brown registered 16 points and junior Valdir Manuel collected 11, both for their first double-digit game as a Lobo.

The Lobos collected 48 rebounds on the night nearly matching their opening total of 49 on Sunday. UNM outrebounded 48-21 including 14 offensive boards and boasts the highest rebound average in the Mountain West with 48.5.

The Lobos scored 52 points in each half for their 104-point total. The last time UNM scored 50 points in the first half was on Dec. 30, 2018 against University of the Southwest and on Feb. 8, 2020, UNM registered 57 points in the second half against Wyoming.

The last time UNM scored 100 points was on Dec. 22, 2019 against Houston Baptist.

The Lobos dominated in the paint with 54 points to OLLU's 20 while 53 points came off of the UNM bench. New Mexico led for 36:15.

UNM is set to return to action on Thursday, Dec. 17 against LeTourneau University in neutral competition at Rice. LeTourneau also competed Tuesday and came away with a 100-63 victory over Howard Payne University.

Game 3 - New Mexico 90, LeTourneau 58
Dec. 19, 2020 | Tudor Fieldhouse

Maluach Hits 1,000; Lobos Break Program Rebound Record

HOUSTON, Texas — The University of New Mexico men's basketball team outrebounded the LeTourneau YellowJackets 79-32 on Thursday, setting a new program record for rebounds in a game and improving to 3-0 on the season. UNM claimed a 90-58 final with senior Makuach Maluach and redshirt-freshman Bayron Matos leading the Lobos with double-doubles on the day.

The 79 rebounds breaks the UNM program-record 78 that was set against Cal State-Los Angeles on Dec. 15, 1962.

Maluach scored his 1,000th career point with the first bucket of the game at the 19:40 mark. He went on to register his fourth career double-double with 15 points and a team-high 12 rebounds. The double-double marks his second of the season, as well as his third straight double-figure scoring game.

Matos led the Lobos with 16 points and contributed 10 rebounds for his first career double-double. Junior Rod Brown helped pace UNM with 13 points and eight boards.

The Lobos won the tip and came out of the gate strong, holding LeTourneau scoreless over the first four minutes and jumping out to a 9-0 lead over the first 3:10. Despite several early Lobo turnovers, UNM pressed on and went up by 13, 34-21, with 2:34 left in the first half.

The Lobos closed the first half on a 6-0 run for a 40-21 score at halftime, the largest lead of the first half (19).

At the break, UNM was outrebounding 42-15 and outshooting 42.9-24.3 percent from the floor. Brown racked up 10 of his eventual 13 points to lead UNM through the first half.

The YellowJackets racked up eight team fouls in the first three and a half minutes of the second half, putting the Lobos in the bonus for 16:30. UNM shot 13 free throws in the second half, making eight, including 3-for-4 from Maluach who struggled from the line on Tuesday.

New Mexico went on its longest run of the game, 10-0, over 2:55 midway through the half that included eight points from Maluach to put UNM up by 23, 59-36. Maluach started the run with a pair of free throws followed by a jumper from sophomore Emmanuel Kuac before Maluach finished it with three straight buckets.

UNM increased the lead to 30 at the 5:34 mark on a second-chance layup by sophomore Kurt Wegscheider and pushed it to a 33-point lead, 79-46, on a Padgett jumper. Padgett scored seven points on the day.

As the clock ticked down, redshirt-sophomore Daniel Headdings registered his first points as a Lobo at the 1:38 mark with a layup and an and-one. The Lobos finished outscoring the YellowJackets 9-5 over the final minutes including back-to-back threes from Padgett and freshman Isaiah Marin.

The Lobos will kick off conference play on Monday, Dec. 21 at Boise State at 7:30 p.m. on FS1. UNM will play game two against the Broncos on Dec. 23 on CBS Sports Network.

Game #1

New Mexico 72 • 1-0, 0-0 MW

##	Player		Total FG-FGA	3-Ptr FG-FGA	FT-FTA	Rebounds Off	Def	Tot	PF	TP	A	TO	Blk	Stl	Min
05	BROWN, Rod	f	5-9	0-0	1-1	4	3	7	3	11	3	2	0	0	25
02	SINGLETON, Saquan	g	1-3	0-0	2-2	1	4	5	2	4	4	1	1	0	24
04	KUAC, Emmanuel	g	3-6	1-4	1-2	1	6	7	4	8	0	2	0	0	20
10	MALUACH, Makuach	g	8-14	2-2	5-6	6	6	12	1	23	1	2	0	0	29
11	FRANCIS III,Jeremiah	g	2-8	0-4	1-2	0	2	2	2	5	2	0	0	3	30
01	MATOS, Bayron		5-9	0-0	0-0	3	2	5	1	10	2	4	1	1	22
03	MCGEE, Keith		0-3	0-2	0-0	1	2	3	0	0	0	1	1	0	15
13	JOHNSON, Javonte		1-3	0-2	0-0	0	0	0	1	2	0	0	0	1	9
20	PATTERSON, Clay		0-0	0-0	0-0	0	0	0	0	0	0	0	0	0	2
22	MANUEL, Valdir		4-11	1-3	0-0	3	3	6	2	9	0	2	0	1	13
30	WEGSCHEIDER, Kurt		0-0	0-0	0-0	0	0	0	0	0	0	1	0	0	11
	Team					0	2	2							
	Totals		29-66	4-17	10-13	19	30	49	16	72	12	15	3	6	200

FG % 1st Half:	15-36	41.7%	2nd half:	14-30	46.7%	Game:	29-66	43.9%
3FG % 1st Half:	1-9	11.1%	2nd half:	3-8	37.5%	Game:	4-17	23.5%
FT % 1st Half:	0-0	0.0%	2nd half:	10-13	76.9%	Game:	10-13	76.9%

Deadball Rebounds 1

Rice 61 • 4-1, 0-0 C-USA

##	Player		Total FG-FGA	3-Ptr FG-FGA	FT-FTA	Rebounds Off	Def	Tot	PF	TP	A	TO	Blk	Stl	Min
15	Max Fiedler	f	1-5	0-1	0-0	2	4	6	1	2	2	3	0	0	29
22	Tre Clark	f	0-1	0-1	1-2	0	4	4	3	1	0	2	0	2	26
03	Travis Evee	g	5-13	3-10	2-2	0	1	1	2	15	1	2	0	2	34
24	Chris Mullins	g	0-5	0-3	3-4	2	0	2	5	3	3	3	0	0	23
55	Cavit Ege Havsa	g	1-6	0-1	1-2	0	1	1	1	3	3	1	0	1	19
00	Payton Moore		2-4	1-3	2-4	2	1	3	2	7	2	3	0	0	15
04	Quincy Olivari		7-14	6-10	1-2	1	3	4	0	21	0	0	0	0	31
05	Cameron Sheffield		0-0	0-0	0-0	0	0	0	0	0	0	0	0	0	2
11	Riley Abercrombie		3-8	3-6	0-0	2	2	4	1	9	0	0	0	0	21
	Team					1	4	5				1			
	Totals		19-56	13-35	10-16	10	20	30	15	61	11	15	0	5	200

FG % 1st Half:	8-24	33.3%	2nd half:	11-32	34.4%	Game:	19-56	33.9%
3FG % 1st Half:	6-13	46.2%	2nd half:	7-22	31.8%	Game:	13-35	37.1%
FT % 1st Half:	3-6	50.0%	2nd half:	7-10	70.0%	Game:	10-16	62.5%

Deadball Rebounds 3

Officials: Olandis Poole,Bert Smith,Antinio Petty
Technical fouls: New Mexico-None. Rice-None.
Attendance:
2020-21 Men's Basketball. Round: 0. New Mexico vs Rice. Played at Tudor Fieldh

Score by periods	1st	2nd	Total
New Mexico	31	41	**72**
Rice	25	36	**61**

Game #2

Our Lady of the Lake 65 • 1-4

##	Player		Total FG-FGA	3-Ptr FG-FGA	FT-FTA	Rebounds Off	Def	Tot	PF	TP	A	TO	Blk	Stl	Min
01	Jordan EMBRY	*	3-7	0-1	0-0	1	2	3	1	6	2	0	1	0	32
05	Ruben MONZON	*	3-10	2-3	0-0	0	3	3	1	8	0	4	0	2	30
10	Darin MINNIFIELD	*	0-3	0-1	0-0	0	0	0	4	0	0	3	0	0	16
22	David PATTERSON	*	1-7	1-6	0-0	1	0	1	1	3	2	1	1	2	21
24	Ethan WHITE	*	8-13	3-7	6-7	1	4	5	1	25	3	3	0	0	28
00	Quentorri COLEMAN		1-6	0-1	2-2	0	0	0	2	4	2	2	0	1	19
04	Estefan TREVINO		2-5	2-3	0-0	1	0	1	1	6	2	1	0	2	18
12	Xavier WOODINGTON		0-0	0-0	0-0	0	0	0	0	0	0	0	0	0	0+
13	Josh WILLIAMS		1-4	1-4	0-0	1	1	2	4	3	1	2	0	0	9
14	Edvin TEDESJO		1-1	1-1	0-0	0	1	1	3	3	0	0	2	0	15
15	Carlson Goode		0-1	0-1	0-0	0	1	1	0	0	0	0	0	0	3
21	Calvin KINTU		3-5	0-0	1-2	0	1	1	1	7	1	2	0	0	9
	Team					1	2	3							
	Totals		23-62	10-28	9-11	6	15	21	19	65	13	18	4	7	200

FG % 1st Half:	10-27	37.0%	2nd half:	13-35	37.1%	Game:	23-62	37.1%
3FG % 1st Half:	7-16	43.8%	2nd half:	3-12	25.0%	Game:	10-28	35.7%
FT % 1st Half:	8-8	100.0%	2nd half:	1-3	33.3%	Game:	9-11	81.8%

Deadball Rebounds 1

New Mexico 104 • 2-0, 0-0 MW

##	Player		Total FG-FGA	3-Ptr FG-FGA	FT-FTA	Rebounds Off	Def	Tot	PF	TP	A	TO	Blk	Stl	Min
01	MATOS, Bayron	f	2-2	0-0	2-2	2	1	3	2	6	2	2	3	0	21
02	SINGLETON, Saquan	g	6-9	0-0	1-2	4	6	10	2	13	4	2	0	0	22
04	KUAC, Emmanuel	g	3-5	3-4	0-0	1	3	4	0	9	2	1	2	2	18
10	MALUACH, Makuach	g	6-10	2-3	3-8	1	5	6	1	17	0	0	2	3	24
11	FRANCIS III,Jeremiah	g	2-13	1-7	1-1	0	2	2	1	6	4	1	0	1	19
00	MARIN, Isaiah		1-1	1-1	0-0	0	1	1	1	3	0	2	0	0	5
03	MCGEE, Keith		4-7	1-3	0-0	0	3	3	2	9	1	1	0	0	16
12	HEADDINGS, Daniel		0-0	0-0	0-0	0	0	0	0	0	1	0	0	0	2
13	JOHNSON, Javonte		3-3	1-1	0-0	0	1	1	0	7	2	0	0	1	12
14	PADGETT, Logan		0-1	0-0	0-0	1	0	1	0	0	1	0	0	1	4
15	Rod Brown		6-6	0-0	4-5	1	3	4	0	16	0	2	1	0	18
20	PATTERSON, Clay		1-1	1-1	0-0	0	0	0	1	3	1	0	0	0	7
21	DORSEY, Nolan		0-0	0-0	0-0	0	0	0	0	0	0	1	0	0	3
22	MANUEL, Valdir		5-5	0-0	1-2	1	5	6	1	11	2	1	1	0	17
23	MEDINA, Eloy		0-2	0-2	0-0	0	1	1	0	0	0	0	0	0	3
30	WEGSCHEIDER, Kurt		1-2	0-1	2-3	0	2	2	1	4	1	1	0	2	9
	Team					3	1	4							
	Totals		40-67	10-23	14-23	14	34	48	12	104	21	14	9	10	200

FG % 1st Half:	20-36	55.6%	2nd half:	20-31	64.5%	Game:	40-67	59.7%
3FG % 1st Half:	4-11	36.4%	2nd half:	6-12	50.0%	Game:	10-23	43.5%
FT % 1st Half:	8-14	57.1%	2nd half:	6-9	66.7%	Game:	14-23	60.9%

Deadball Rebounds 7

Officials:
Technical fouls: Our Lady of the Lake-None. New Mexico-None.
Attendance:
2020-21 Men's Basketball. Round: 0. New Mexico vs Our Lady of the Lake. Played

Score by periods	1st	2nd	Total
Our Lady of the Lake	35	30	**65**
New Mexico	52	52	**104**

Game #3

LeTourneau 58 • 1-1,0-0 ASC

##	Player		Total FG-FGA	3-Ptr FG-FGA	FT-FTA	Rebounds Off	Def	Tot	PF	TP	A	TO	Blk	Stl	Min
33	Elijah Gerber	f	1-3	0-2	0-0	0	1	1	4	2	0	0	0	1	11
02	Jordan Pride	g	3-9	0-2	1-2	2	3	5	3	7	1	3	1	2	20
04	Andrew Eberhardt	g	7-20	5-16	0-0	0	3	3	1	19	0	0	0	1	36
05	Kyle Matthews	g	1-3	1-1	0-0	3	5	8	3	3	2	0	1	0	16
15	Deonte Jackson	g	5-19	2-10	2-3	1	4	5	2	14	5	0	1	2	36
00	Demarcus Hester		0-0	0-0	0-0	0	0	0	0	0	0	0	0	0	4
01	Kyce Wilson		3-10	2-9	0-0	1	0	1	1	8	1	1	0	2	21
11	Warren Richardson		1-9	0-2	0-0	1	1	2	1	2	0	0	2	1	17
13	Taye Carter		0-0	0-0	0-0	1	2	3	3	0	1	1	0	0	12
20	Isaac Stolzenburg		1-2	1-1	0-0	0	0	0	0	3	0	3	0	0	5
24	Walker Blaine		0-3	0-1	0-0	1	0	1	1	0	0	0	0	0	13
30	Chermane Sims		0-0	0-0	0-0	0	0	0	0	0	0	0	0	0	4
45	Rashard Johnson		0-1	0-0	0-0	0	0	0	0	0	0	0	0	0	5
	Team					1	2	3							
	Totals		22-79	11-44	3-5	11	21	32	19	58	10	8	5	9	200

FG % 1st Half:	9-37	24.3%	2nd half:	13-42	31.0%	Game:	22-79	27.8%
3FG % 1st Half:	2-19	10.5%	2nd half:	9-25	36.0%	Game:	11-44	25.0%
FT % 1st Half:	1-1	100.0%	2nd half:	2-4	50.0%	Game:	3-5	60.0%

Deadball Rebounds 1

New Mexico 90 • 3-0, 0-0 MW

##	Player		Total FG-FGA	3-Ptr FG-FGA	FT-FTA	Rebounds Off	Def	Tot	PF	TP	A	TO	Blk	Stl	Min
05	BROWN, Rod	f	6-7	0-0	1-2	3	5	8	1	13	0	0	1	0	18
22	MANUEL, Valdir	f	4-13	0-1	0-0	4	3	7	0	8	1	2	1	0	15
02	SINGLETON, Saquan	g	2-5	0-1	3-7	3	5	8	1	7	2	1	0	0	19
10	MALUACH, Makuach	g	6-8	0-0	3-4	4	8	12	1	15	3	1	1	0	21
11	FRANCIS III,Jeremiah	g	1-3	0-0	0-0	0	3	3	0	2	2	2	0	1	13
00	MARIN, Isaiah		2-2	1-1	0-0	0	2	2	1	5	2	0	0	0	11
01	MATOS, Bayron		7-14	0-0	2-6	6	4	10	0	16	0	2	1	0	19
03	MCGEE, Keith		0-4	0-3	0-0	2	1	3	1	0	2	4	0	0	12
04	KUAC, Emmanuel		3-7	0-1	0-0	2	3	5	1	6	1	1	0	0	16
12	HEADDINGS, Daniel		1-1	0-0	1-1	0	1	1	3	0	0	0	0	0	3
13	JOHNSON, Javonte		1-4	0-1	2-4	2	1	3	0	4	1	0	0	1	10
14	PADGETT, Logan		3-4	1-1	0-0	1	1	2	0	7	0	0	0	0	9
20	PATTERSON, Clay		0-3	0-2	0-0	0	2	2	2	0	1	1	0	0	7
21	DORSEY, Nolan		0-2	0-1	0-0	0	1	1	0	0	1	0	0	0	10
23	MEDINA, Eloy		0-0	0-0	0-0	0	0	0	0	0	0	0	0	0	2
30	WEGSCHEIDER, Kurt		2-6	0-0	0-0	3	3	6	1	4	0	1	0	3	15
	Team					2	4	6							
	Totals		38-83	2-12	12-24	32	47	79	10	90	16	15	4	5	200

FG % 1st Half:	18-42	42.9%	2nd half:	20-41	48.8%	Game:	38-83	45.8%
3FG % 1st Half:	0-4	0.0%	2nd half:	2-8	25.0%	Game:	2-12	16.7%
FT % 1st Half:	4-11	36.4%	2nd half:	8-13	61.5%	Game:	12-24	50.0%

Deadball Rebounds 4

Officials: Brad Fowler,Rick O'Neill,Brad Gaston
Technical fouls: LeTourneau-None. New Mexico-None.
Attendance:
2020-21 Men's Basketball. Round: 0. LeTourneau vs New Mexico. Played at Tudor

Score by periods	1st	2nd	Total
LeTourneau	21	37	**58**
New Mexico	40	50	**90**

Game 4 - New Mexico 53, Boise State 77
Dec. 21, 2020 | ExtraMile Arena

Lobos Drop MW Opener at Boise State

BOISE, Idaho — The University of New Mexico men's basketball team dropped its first Mountain West contest of the season on Monday night by a score of 77-53 against Boise State, the team picked in the league's preseason poll to finish second in the MW. The contest marks the first of a two-game series played across three days.

The Lobos (3-1, 0-1 MW), who have now played four games over a span of nine days, will get a second shot at the Broncos (5-1, 1-0 MW) on Wednesday night at 8 p.m. MT on CBS Sports Network.

Overall, UNM was outshot 57.7-33.9 percent despite an even 33.3 percent (5-15) shooting from behind the arc for both teams. The Lobos, who entered the contest averaging 58.7 rebounds per game, were also outrebounded 35-29 on the night.

The Lobos opened the game on a three from Maluach just 40 seconds in, but the Broncos quickly tied it up, took control and never looked back.

Boise State was up by 10 at the break, 36-26, after UNM had cut a nine-point game back to six. The Broncos ended the half on a dunk off of a fastbreak turnover at the 52-second mark followed by a layup with four seconds left on the clock.

A bright spot for the Lobos in the first half was redshirt-senior Keith McGee, who has been known as a 3-point specialist prior to this season, registered a pair of triples for UNM after having gone just 1-for-8 from behind the arc so far this season.

McGee's fire was extinguished however when he left the game after just 11 minutes on the court due to injury. Maluach and McGee led the Lobos through the first half. Maluach posted seven points on 3-for-7 from the floor and a perfect 1-for-1 from three.

The Lobos tried to close the gap in the second half and even cut the score back to six, 40-34, on a layup from sophomore Kurt Wegscheider, who ultimately registered a career-high eight points on the night.

Six points was as close as UNM would get as Boise State then turned in a 25-5 run over 7:59 to take a commanding 65-39 lead with 6:37 left to play en route to the 24-point final.

Boise State was led by four players to score in double figures including 2020-21 Preseason All-MW Team selection and MW Preseason Player of the Year Alston who racked up 20 with six boards.

While Monday night marked the first game of the season that UNM did not have a player reach a double-double, senior Makuach Maluach did register his fourth straight game scoring in double figures.

Maluach, who has led UNM in scoring in three of its four games so far this season, also now posts 1,027 career points and ranks 30th in UNM program history. He surpassed former Lobo great Ira Harge (1,016) on Monday night.

Game 5 - New Mexico 52, Boise State 89
Dec. 23, 2020 | ExtraMile Arena

Broncos Sweep Lobos in First MW Series

BOISE, Idaho — The University of New Mexico men's basketball team endured a rough one on Wednesday night as it fell by a score of 89-52 in game two of the conference series against Boise State in Boise. Bronco and MW Preseason Player of the Year Derrick Alston, Jr. was one of two players to score 22 points against New Mexico en route to the win.

The Lobos (3-2, 0-2 MW) were outshot 33.3-60.0 from the floor and went just 11.1 percent from behind the arc, going 1-for-7 from deep. Boise State (6-1, 2-0 MW) went 11-for-22 (50 percent) from 3-point range.

Not only did Alston collect 22 points, but the redshirt-senior was unstoppable, going a perfect 9-for-9 from the floor including 3-for-3 from three and 1-for-1 from the stripe. The other scoring leader on the floor was Max Rice, son of Boise State head coach Leon Rice, who registered 22 points and a game-high seven rebounds.

The Lobos were led by three players with eight points apiece including senior Makuach Maluach, junior Saquan Singleton and sophomore Jeremiah Francis III. The game marked the fourth time in five games that Maluach has led UNM in scoring while Francis, who did not score against the Broncos in 26 minutes on Monday, registered a new UNM career high.

The Lobos kicked off the matchup with energy, getting out to a three-point lead, 5-2, on a 5-0 run that included a jumper and a free throw from redshirt-freshman Bayron Matos and a jumper by Francis. The home team tied it up, however, and took off on a 28-5 run that never let up.

The Broncos led 52-28 at the break going 6-for-11 from three compared to 0-for-2 from behind the arc for UNM. Boise State dominated in the paint 26-16 while forcing 11 Lobo turnovers, committing seven.

In the second half, Boise State continued to pile on the points and increase its lead however, a disciplined UNM posted just five fouls in the second half compared to 11 for the Broncos. UNM converted the fouls to seven points going 7-for-11 from the stripe.

The Lobos are scheduled to resume conference play on New Year's Eve, Dec. 31, in a home contest hosted at Lubbock Christian University against Nevada. UNM will play the Wolf Pack on Dec. 31 on FS1 at 7 p.m. MT followed by Jan. 2 on CBS Sports Network at 8 p.m.

Game 6 - New Mexico 54, Nevada 68
Dec. 31, 2020 | Rip Griffin Center

Brown Double-Double Not Enough as Lobos Fall vs Nevada

LUBBOCK, Texas — Free throw shooting ultimately doomed the Lobos on New Year's Eve Thursday as the UNM men's basketball team fell to Nevada 68-54 inside Rip Griffin Center in Lubbock, Texas. Junior Rod Brown registered his first double-double as a Lobo with 14 points and 11 rebounds, but it wasn't enough for a New Mexico win.

UNM (3-3, 0-3 MW) shot just 42.9 percent from the stripe (15-for-35) leaving 20 points on the floor in a 14-point game. Nevada (7-3, 2-1 MW) went 24-for-31 from the line (77.4 percent) but both defenses were on their game on the night. Each team limited the other to less than 40 percent shooting from the floor as Nevada outshot the Lobos 38.5-31.0 percent.

In addition to Brown's 14 points, senior Makuach Maluach led UNM in scoring for the fifth time in six games this season with 15 points. Nevada was led by a pair of players scoring 20+ points.

The Lobos started out with energy as Maluach hit a three for the first basket of the game just 30 seconds into the contest. It took 1:45 seconds and four turnovers before the Wolf Pack put its first points on the board with a pair of free throws at the 17:43 mark.

The UNM defense held tough and Nevada did not score its first bucket until sophomore Warren Washington slammed a dunk 6:55 into the contest. By that time, the Lobos had amassed a seven-point lead, 9-2, on a 6-0 run.

Nevada tied it up quickly however on a 7-0 run that leveled the game at 9-9. UNM got back out by five on a 3-pointer by senior Keith McGee to lead 14-9 with 10:24 left in the first half.

After a 2:02 scoring drought by both teams, Nevada went on am 8-0 run to get ahead by three, 17-14 that the squad never relinquished.

The Lobos ultimately fell behind by 10 at the half, 32-22, marking the third straight game that UNM went into the break down by double figures.

Nevada built on the lead and ran away with the game through the second half.

The Lobos and the Wolf Pack will face off once more this season after a day's break. The teams will compete on Saturday, Jan. 2 at 8 p.m. MT / 9 p.m. CT on CBS Sports Network in Lubbock, Texas.

Game #4

New Mexico 53 • 3-1, 0-1 MW

##	Player		Total FG-FGA	3-Ptr FG-FGA	FT-FTA	Rebounds Off	Def	Tot	PF	TP	A	TO	Blk	Stl	Min
01	MATOS, Bayron	f	2-5	0-0	0-0	0	2	2	4	4	0	0	0	0	18
05	BROWN, Rod	f	0-3	0-0	2-2	1	1	2	3	2	1	1	0	0	19
02	SINGLETON, Saquan	g	2-3	0-0	1-5	3	1	4	0	5	3	2	0	0	22
10	MALUACH, Makuach	g	5-12	1-2	2-3	0	3	3	3	13	1	2	0	0	27
11	FRANCIS III,Jeremiah	g	0-5	0-3	0-0	0	2	2	0	0	2	4	0	0	26
00	MARIN, Isaiah		0-2	0-1	0-2	0	0	0	1	0	0	0	0	0	4
03	MCGEE, Keith		2-4	2-3	0-0	1	2	3	0	6	0	0	0	1	12
04	KUAC, Emmanuel		1-5	0-2	0-0	1	3	4	2	2	0	3	0	1	16
12	HEADDINGS, Daniel		1-1	1-1	0-0	0	0	0	0	3	0	0	0	0	0+
13	JOHNSON, Javonte		1-4	1-1	0-0	0	0	0	3	3	0	0	0	0	9
14	PADGETT, Logan		0-1	0-0	0-0	2	0	2	0	0	0	0	0	0	5
20	PATTERSON, Clay		0-1	0-1	1-2	0	1	1	0	1	0	0	0	0	4
21	DORSEY, Nolan		0-0	0-0	0-0	0	0	0	0	0	1	0	0	0	2
22	MANUEL, Valdir		2-6	0-1	2-2	0	2	2	2	6	0	1	1	0	21
30	WEGSCHEIDER, Kurt		3-4	0-0	2-3	2	0	2	0	8	0	0	0	1	15
	Team					1	1	2							
	Totals		19-56	5-15	10-19	11	18	29	18	53	8	13	1	3	200

FG % 1st Half: 11-26 42.3% 2nd half: 8-30 26.7% Game: 19-56 33.9%
3FG % 1st Half: 3-9 33.3% 2nd half: 2-6 33.3% Game: 5-15 33.3%
FT % 1st Half: 1-4 25.0% 2nd half: 9-15 60.0% Game: 10-19 52.6%
Deadball Rebounds 5

Boise St. 77 • 5-1, 1-0 MW

##	Player		Total FG-FGA	3-Ptr FG-FGA	FT-FTA	Rebounds Off	Def	Tot	PF	TP	A	TO	Blk	Stl	Min
24	Abu Kigab	f	4-7	0-1	4-6	0	5	5	4	12	3	2	0	2	26
33	Mladen Armus	f	1-3	0-0	1-2	1	4	5	2	3	1	3	2	0	26
10	RayJ Dennis	g	7-11	1-3	1-1	1	2	3	2	16	5	1	0	3	36
14	Emmanuel Akot	g	4-8	0-2	4-6	2	6	8	3	12	4	4	2	1	33
21	Derrick Alston	g	8-13	3-5	1-3	2	4	6	2	20	3	2	0	2	32
01	Kasean Pryor		0-1	0-1	0-0	0	0	0	1	0	0	0	0	0	2
12	Max Rice		3-5	1-3	0-0	0	1	1	3	7	3	0	0	0	21
13	Pavle Kuzmanovic		1-1	0-0	0-0	0	0	0	1	2	0	0	0	0	2
15	Donovan Ivory		0-0	0-0	0-0	0	0	0	0	0	0	0	0	0	1
23	Naje Smith		0-1	0-0	0-0	0	1	1	2	0	0	0	0	1	9
25	Lukas Milner		2-2	0-0	1-2	1	3	4	0	5	0	0	1	1	12
	Team					1	1	2							
	Totals		30-52	5-15	12-20	8	27	35	20	77	19	12	5	10	200

FG % 1st Half: 16-26 61.5% 2nd half: 14-26 53.8% Game: 30-52 57.7%
3FG % 1st Half: 3-8 37.5% 2nd half: 2-7 28.6% Game: 5-15 33.3%
FT % 1st Half: 1-3 33.3% 2nd half: 11-17 64.7% Game: 12-20 60.0%
Deadball Rebounds 4,3

Officials: Kevin Brill,Gregory Nixon,Eric Curry
Technical fouls: New Mexico-None. Boise St.-None.
Attendance:
2020-21 Men's Basketball. Round: 0. Boise St. vs New Mexico. Played at ExtraMi

Score by periods	1st	2nd	Total
New Mexico	26	27	**53**
Boise St.	36	41	**77**

Game #5

New Mexico 52 • 3-2, 0-2 MW

##	Player		Total FG-FGA	3-Ptr FG-FGA	FT-FTA	Rebounds Off	Def	Tot	PF	TP	A	TO	Blk	Stl	Min
01	MATOS, Bayron	f	2-6	0-0	1-4	4	0	4	2	5	0	0	0	0	23
05	BROWN, Rod	f	4-7	0-0	0-0	0	3	3	2	8	1	3	0	0	21
02	SINGLETON, Saquan	g	1-8	0-0	6-7	0	0	0	1	8	0	2	0	2	21
10	MALUACH, Makuach	g	2-10	0-3	4-4	0	4	4	1	8	0	6	1	2	25
11	FRANCIS III,Jeremiah	g	3-8	0-1	0-0	0	1	1	0	6	0	0	0	0	21
00	MARIN, Isaiah		0-0	0-0	0-0	0	0	0	2	0	1	0	0	0	3
04	KUAC, Emmanuel		1-1	1-1	0-0	0	2	2	3	3	0	1	1	0	13
12	HEADDINGS, Daniel		0-0	0-0	0-0	0	0	0	0	0	0	0	0	0	1
13	JOHNSON, Javonte		2-4	0-1	3-3	0	1	1	0	7	0	1	0	0	14
14	PADGETT, Logan		0-1	0-1	0-0	0	2	2	0	0	0	1	0	0	10
20	PATTERSON, Clay		0-1	0-1	0-0	0	0	0	0	0	0	0	0	0	2
21	DORSEY, Nolan		0-0	0-0	0-0	0	0	0	0	0	0	3	0	0	14
22	MANUEL, Valdir		2-5	0-0	0-1	0	1	1	0	4	0	0	0	0	10
23	MEDINA, Eloy		0-1	0-1	0-0	0	0	0	0	0	0	0	0	0	1
30	WEGSCHEIDER, Kurt		1-2	0-0	1-2	3	2	5	2	3	1	1	0	0	19
33	ARROYO, Jordan		0-0	0-0	0-0	0	0	0	0	0	0	0	0	0	2
	Team					3	0	3							
	Totals		18-54	1-9	15-21	10	16	26	13	52	3	18	2	4	200

FG % 1st Half: 10-29 34.5% 2nd half: 8-25 32.0% Game: 18-54 33.3%
3FG % 1st Half: 0-2 0.0% 2nd half: 1-7 14.3% Game: 1-9 11.1%
FT % 1st Half: 8-10 80.0% 2nd half: 7-11 63.6% Game: 15-21 71.4%
Deadball Rebounds 4,1

Boise St. 89 • 6-1, 2-0 MW

##	Player		Total FG-FGA	3-Ptr FG-FGA	FT-FTA	Rebounds Off	Def	Tot	PF	TP	A	TO	Blk	Stl	Min
24	Abu Kigab	f	2-3	0-0	2-2	2	3	5	4	6	2	2	0	2	21
33	Mladen Armus	f	2-4	0-0	1-2	2	1	3	2	5	0	1	0	1	24
10	RayJ Dennis	g	2-7	1-4	0-0	0	2	2	4	5	6	2	0	3	30
14	Emmanuel Akot	g	3-11	0-5	1-2	0	4	4	2	7	6	3	1	0	25
21	Derrick Alston	g	9-9	3-3	1-1	0	4	4	1	22	6	3	1	2	29
00	Marcus Shaver Jr.		5-7	3-3	0-0	0	5	5	2	13	1	1	0	0	20
01	Kasean Pryor		0-0	0-0	1-2	0	1	1	1	1	0	1	0	0	3
04	Burke Smith		1-1	0-0	0-0	0	0	0	1	2	0	0	0	0	4
12	Max Rice		9-13	4-7	0-0	1	6	7	2	22	1	0	0	0	24
13	Pavle Kuzmanovic		0-2	0-0	0-0	0	0	0	0	0	0	0	0	0	4
15	Donovan Ivory		0-0	0-0	0-0	0	0	0	0	0	0	0	0	0	3
23	Naje Smith		0-0	0-0	0-0	1	1	2	0	0	1	0	0	0	4
25	Lukas Milner		3-3	0-0	0-0	0	1	1	1	6	0	0	2	0	9
	Team					2	0	2							
	Totals		36-60	11-22	6-9	8	28	36	20	89	23	13	4	8	200

FG % 1st Half: 21-32 65.6% 2nd half: 15-28 53.6% Game: 36-60 60.0%
3FG % 1st Half: 6-11 54.5% 2nd half: 5-11 45.5% Game: 11-22 50.0%
FT % 1st Half: 4-5 80.0% 2nd half: 2-4 50.0% Game: 6-9 66.7%
Deadball Rebounds 2

Officials: Casey McClellan,Chris Rastatter,Tommy Nunez
Technical fouls: New Mexico-None. Boise St.-None.
Attendance:
2020-21 Men's Basketball. Round: 0. Boise St. vs New Mexico. Played at ExtraMi

Score by periods	1st	2nd	Total
New Mexico	28	24	**52**
Boise St.	52	37	**89**

Game #6

Nevada 68 • 7-3, 2-1 MW

##	Player		Total FG-FGA	3-Ptr FG-FGA	FT-FTA	Rebounds Off	Def	Tot	PF	TP	A	TO	Blk	Stl	Min
05	Warren Washington	f	3-4	0-0	4-7	2	4	6	5	10	0	3	1	0	18
14	TrÃ© Coleman	f	0-1	0-1	8-8	0	4	4	4	8	1	2	0	2	26
15	Zane Meeks	f	1-8	0-3	1-2	2	8	10	2	3	0	2	0	1	30
04	Desmond Cambridge	g	8-18	3-9	5-6	1	2	3	3	24	0	2	1	1	35
25	Grant Sherfield	g	7-15	1-3	5-6	1	3	4	1	20	2	2	0	2	38
01	Robby Robinson		0-1	0-0	0-0	1	1	2	2	0	1	2	0	0	7
11	Kane Milling		0-2	0-1	0-0	0	3	3	3	0	0	1	0	1	20
23	DeAndre Henry		0-0	0-0	1-2	0	2	2	3	1	1	0	0	0	11
42	K.J. Hymes		1-3	0-1	0-0	0	2	2	5	2	0	1	2	0	15
	Team					3	3	6							
	Totals		20-52	4-18	24-31	10	32	42	28	68	5	15	4	7	200

FG % 1st Half: 10-26 38.5% 2nd half: 10-26 38.5% Game: 20-52 38.5%
3FG % 1st Half: 0-10 0.0% 2nd half: 4-8 50.0% Game: 4-18 22.2%
FT % 1st Half: 12-15 80.0% 2nd half: 12-16 75.0% Game: 24-31 77.4%
Deadball Rebounds 2

New Mexico 54 • 3-3, 0-3 MW

##	Player		Total FG-FGA	3-Ptr FG-FGA	FT-FTA	Rebounds Off	Def	Tot	PF	TP	A	TO	Blk	Stl	Min
01	MATOS, Bayron	f	1-4	0-0	3-7	5	3	8	3	5	0	3	0	1	20
05	BROWN, Rod	f	3-10	0-0	8-14	5	6	11	4	14	4	5	1	1	29
02	SINGLETON, Saquan	g	3-9	0-1	2-5	2	3	5	2	8	4	1	1	3	29
10	MALUACH, Makuach	g	6-14	2-6	1-7	1	2	3	3	15	1	2	0	0	25
11	FRANCIS III,Jeremiah	g	0-5	0-3	0-0	1	4	5	2	0	2	3	0	0	26
00	MARIN, Isaiah		1-1	0-0	0-0	0	2	2	2	2	0	0	0	0	7
03	MCGEE, Keith		1-1	1-1	0-0	0	1	1	1	3	0	0	0	0	12
04	KUAC, Emmanuel		0-4	0-2	0-0	0	2	2	2	0	1	0	1	1	19
13	JOHNSON, Javonte		0-1	0-1	1-2	1	0	1	0	1	0	0	0	0	7
22	MANUEL, Valdir		2-6	0-0	0-0	1	1	2	1	4	0	1	0	0	12
30	WEGSCHEIDER, Kurt		1-3	0-0	0-0	1	1	2	3	2	1	1	0	0	14
	Team					1	2	3							
	Totals		18-58	3-14	15-35	18	27	45	23	54	13	16	3	6	200

FG % 1st Half: 7-28 25.0% 2nd half: 11-30 36.7% Game: 18-58 31.0%
3FG % 1st Half: 2-5 40.0% 2nd half: 1-9 11.1% Game: 3-14 21.4%
FT % 1st Half: 6-12 50.0% 2nd half: 9-23 39.1% Game: 15-35 42.9%
Deadball Rebounds 10

Officials: Brad Gaston,Brent Meaux,Deldre Carr
Technical fouls: Nevada-None. New Mexico-None.
Attendance:
2020-21 Men's Basketball. Round: 0. Nevada vs New Mexico. Played at Rip Griffi

Score by periods	1st	2nd	Total
Nevada	32	36	**68**
New Mexico	22	32	**54**

Game 7 - New Mexico 74, Nevada 84
Jan. 2, 2021 | Rip Griffin Center

Lobos Make it Close, Nevada Runs Away in Final Minutes

LUBBOCK, Texas — With a one-point lead with just 4:50 left to play, the University of New Mexico men's basketball team made it a close one against the Nevada Wolf Pack on Saturday night, but a 15-4 final run by Nevada clinched its victory in an 84-74 final.

The Lobos (3-4, 0-4 MW) showed resilience, stringing together the largest scoring run of the game, 14-0, in the second half, followed later by a 10-0 run for yet another comeback, but Nevada (8-3, 3-1 MW) pulled away with 2:20 left for the win.

UNM had four players score in double figures on the night including redshirt-senior Keith McGee (14), senior Makuach Maluach (13), junior Saquan Singleton (10) and sophomore Jeremiah Francis (10).

The Lobos built a seven-point lead early before Nevada chipped away and took a commanding 13-point lead of its own (35-22) with just 3:25 left in the first half. UNM however, fought back and narrowed the 13-point gap to just three on a 12-2 run over 2:41.

The run was the first of many on the night and was sparked by back-to-back threes from McGee and junior Valdir Manuel. Manuel's triple was his third of the season.

Nevada opened the second half on a 7-1 run until the Wolf Pack's momentum was halted by a Maluach three. Maluach scored five straight points to spark UNM's longest run of the game, 14-0 and the Lobos took a five-point lead (51-46) with 13:20 left. The run included the three from Maluach as well as triples from McGee and freshman Isaiah Marin and three points from junior Saquan Singleton.

The overwhelming 14-0 Lobo run caused Nevada head coach (and former Lobo head coach) Steve Alford to call a timeout.

Out of the huddle, the Wolf Pack's Kane Milling hit back-to-back threes over a span of 46 seconds to reclaim a one-point lead.

The teams battled over the next two and a half minutes with neither getting a significant advantage but Nevada slowly built another near-double figure lead, nine points (69-60) on yet another Milling three at the 7:33 mark.

UNM once again battled back and went on a 10-0 run over 2:43 to take a one-point lead with 4:50 left on the clock.

Nevada quickly responded with 11 straight points to make it 80-70 with 2:20 left and the Lobos were not able to overcome the deficit.

Nevada just outshot the Lobos 49.0-45.1 percent from the floor and narrowly outrebounded UNM 29-28. The Wolf Pack was led by Grant Sherfield who posted 28 points on the night.

The Lobos remain in Lubbock and will be back in action on Wednesday, Jan. 6 when they host Utah State at Rip Griffin Center on CBS Sports Network at 7 p.m. MT / 8 p.m. CT.

The Lobos and the Broncos will face off once more on Wednesday at 8 p.m. MT on CBS Sports Network.

Game 8 - New Mexico 45, Utah State 77
Jan. 6, 2021 | Rip Griffin Center

Lobos Overpowered by Utah State Wednesday

LUBBOCK, Texas — The University of New Mexico men's basketball team dropped its fifth straight game on Wednesday night as the Utah State Aggies continued their win streak, putting together an 18-0 run in the final minutes of the game for a commanding 77-45 victory.

The Lobos (3-5, 0-5 MW) were led for the sixth time this season in scoring by senior Makuach Maluach who was the only Lobo to register double figures with 10 points. He also led UNM in rebounds with five.

Utah State (8-3, 5-0 MW) collected its seventh straight victory on the night and remained undefeated in Mountain West play. The Aggies were led by three players in double figures including Neemias Queta who scored 18 points, going 9-for-10 from the field, while posting a team-best six boards.

Both teams started out strong on defense, neither allowing the other to score until the 16:48 mark when Utah State registered its first points for a 2-0 lead. The Aggies were up 4-0 before junior Rod Brown scored the first Lobo points at the 15:45 mark on a pair of free throws to again make it a two-point game.

UNM went on a 9-0 run shortly thereafter when sophomore Jeremiah Francis III sparked back-to-back-to-back Lobo three pointers. He was followed by a pair from behind the arc from senior Keith McGee and the duo combined for nine points in just 1:38 to take an 11-6 lead at the 13:15 mark.

The five-point lead marked the largest of the night for UNM as Utah State immediately responded with a 5-0 run that tied the score at 11-11. The Aggies didn't stop there.

The 5-0 run evolved into a 35-7 run to close out the half with New Mexico trailing by 23 points (41-18).

The Lobos matched the Aggies for three quarters of the second half but could not make headway on the deficit as Utah State led by 24 points with 5:11 left. Utah State finished with an 18-0 run, ended by a pair of free throws by Lobo freshman Javonté Johnson with 26 seconds left.

The Lobos were outshot on the night 49.1-26.8 percent from the floor and a much more narrow 25.0-23.8 percent from behind the arc. Utah State, which has outrebounded all of its opponents so far this season, outrebounded the Lobos 41-29.

Utah State dominated the paint with 46 points to UNM's 12.

After a day of rest and some brief time to regroup, the teams are scheduled to rematch on Friday, Jan. 8 in Lubbock, Texas at 7 p.m. MT / 8 p.m. CT. Fans will be able to watch the game on FS1.

Game 9 - New Mexico 46, Utah State 82
Jan. 8, 2021 | Rip Griffin Center

New Lobos Break Out in Loss to Utah State

LUBBOCK, Texas — Despite a disappointing performance in UNM men's basketball's 82-46 loss to Utah State on Friday night, the squad's fifth straight, freshman Nolan Dorsey had a breakout night with seven points in 15 minutes in the second half.

The Lobos (3-6, 0-6 MW) scored just nine points less than the Aggies (9-3, 6-0 MW) in the second half as UNM started four freshmen and a junior after heading into the locker room down by a season-most 27 points.

Utah State jumped out to a 14-point lead in the first 5:38 of the game as UNM went just 1-for-11 to from the floor to open the contest. Utah State hit eight of its first nine shots, including a pair of game-opening, back-to-back threes that set the tone en route to a 20-5 lead at the 11:33 mark.

The Aggies led by 27 at the half (45-18) with redshirt-junior Marco Anthony leading all scorers with 11 points. While the Lobos struggled shooting from the floor (7-29), defensively they did hold Aggie leading-scorer Neemias Queta to just three points in the first half after Queta put up 18 points against the Lobos in game one. He finished with 11 on the night.

The unexpected second-half Lobo starters, which included freshmen Dorsey, Isaiah Marin, Javonté Johnson and Bayron Matos as well as redshirt-junior Rod Brown started the second half with a bang as Dorsey nailed the first shot of the half, a three from the corner, for his first career points.

UNM went 3-for-4 to open the second half but failed to stop the Aggies on the other end as Utah State remained ahead by 23.

The brief flash of Lobo energy was not enough as the Aggies finished the night shooting 50.8 percent (32-63) from the field to UNM's 31.1 percent (19-61). UNM was outrebounded 53-22 overall while Utah State also outperformed the Lobos from behind the arc (43.8-23.8 percent) and in the paint (38-22 points).

Senior Makuach Malauch and Utah State junior Justin Bean led all scorers on the night with 13 points. It marked the sixth time this season that Maluach has led the Lobos in scoring and the seventh time in nine games that he has scored in double figures.

A pair of Aggies posted double-doubles on the night as Bean finished with 13 points and 13 rebounds while Queta finished with 11 points and 13 boards.

Sophomore Jeremiah Francis III was UNM's second-highest scorer as he worked his way out of a shooting slump. Francis went a perfect 2-for-2 from 3-point range and 3-for-7 from the floor for eight points.

The Lobos are set to return to action on Jan. 16 when they travel to UNLV. UNM will take on the Runnin' Rebels at 3:30 p.m. MT on CBS Sports Network.

Game #7

Nevada 84 • 8-3, 3-1 MW

##	Player		Total FG-FGA	3-Ptr FG-FGA	FT-FTA	Rebounds Off	Def	Tot	PF	TP	A	TO	Blk	Stl	Min
05	Warren Washington	f	4-6	0-0	2-4	2	4	6	5	10	0	0	1	1	27
14	TRÃO Coleman	f	2-3	0-1	1-1	1	1	2	4	5	0	0	0	0	13
15	Zane Meeks	f	3-4	1-2	3-4	3	1	4	2	10	1	3	0	0	24
04	Desmond Cambridge	g	5-17	3-9	2-2	1	5	6	4	15	4	0	0	2	34
25	Grant Sherfield	g	6-13	5-8	11-12	0	4	4	1	28	8	3	0	1	39
03	Alem Huseinovic		0-1	0-1	0-0	0	1	1	1	0	2	0	0	0	13
11	Kane Milling		4-5	4-4	2-2	0	1	1	3	14	0	0	0	1	23
23	DeAndre Henry		0-1	0-0	0-0	0	1	1	1	0	0	0	0	0	10
42	K.J. Hymes		1-1	0-0	0-0	1	3	4	5	2	2	2	0	0	17
	Team					0	0	0			1				
	Totals		25-51	13-25	21-25	8	21	29	26	84	17	9	1	5	200

FG % 1st Half: 11-26 42.3% 2nd half: 14-25 56.0% Game: 25-51 49.0%
3FG % 1st Half: 4-13 30.8% 2nd half: 9-12 75.0% Game: 13-25 52.0%
FT % 1st Half: 13-17 76.5% 2nd half: 8-8 100.0% Game: 21-25 84.0%

Deadball Rebounds 4

New Mexico 74 • 3-4, 0-4 MW

##	Player		Total FG-FGA	3-Ptr FG-FGA	FT-FTA	Rebounds Off	Def	Tot	PF	TP	A	TO	Blk	Stl	Min
01	MATOS, Bayron	f	3-4	0-0	1-2	2	1	3	1	7	1	0	0	0	24
05	BROWN, Rod	f	2-4	0-0	5-8	2	1	3	4	9	2	0	0	0	22
02	SINGLETON, Saquan	g	2-5	0-1	6-10	0	2	2	1	10	1	0	0	1	30
10	MALUACH, Makuach	g	6-12	1-5	0-0	2	4	6	3	13	5	6	0	1	35
11	FRANCIS III,Jeremiah	g	1-6	1-3	7-8	0	3	3	2	10	2	0	0	1	19
00	MARIN, Isaiah		1-4	1-2	0-0	3	1	4	3	3	4	0	0	0	24
03	MCGEE, Keith		5-11	4-10	0-0	0	1	1	2	14	0	1	0	1	17
04	KUAC, Emmanuel		1-1	1-1	0-1	1	0	1	4	3	0	1	0	0	8
13	JOHNSON, Javonte		0-0	0-0	0-0	0	1	1	1	0	0	0	0	0	3
22	MANUEL, Valdir		2-4	1-1	0-0	0	1	1	2	5	0	0	0	0	12
30	WEGSCHEIDER, Kurt		0-0	0-0	0-0	0	0	0	0	0	1	0	0	0	6
	Team					1	2	3							
	Totals		23-51	9-23	19-29	11	17	28	23	74	16	8	0	4	200

FG % 1st Half: 12-29 41.4% 2nd half: 11-22 50.0% Game: 23-51 45.1%
3FG % 1st Half: 5-12 41.7% 2nd half: 4-11 36.4% Game: 9-23 39.1%
FT % 1st Half: 7-9 77.8% 2nd half: 12-20 60.0% Game: 19-29 65.5%

Deadball Rebounds 6,1

Officials: Jon Sligliano,Shawn Lehigh,Michael Irving
Technical fouls: Nevada-None. New Mexico-None.
Attendance:
2020-21 Men's Basketball. Round: 0. Nevada vs New Mexico. Played at Rip Griffi

Score by periods	1st	2nd	Total
Nevada	39	45	**84**
New Mexico	36	38	**74**

Points	In Paint	Off T/O	2nd Chance	Fast Break	Bench
NEVADA	22	10	12	12	16
NM	22	14	12	15	25

Last FG - NEVADA 2nd-00:42, NM 2nd-01:10.
Largest lead - NEVADA by 13 1st-03:25, NM by 7 1st-16:28.
NEVADA led for 28:18. NM led for 09:01. Game was tied for 02:41.

Score tied - 4 times.
Lead changed - 5 times.

Game #8

Utah State 77 • 8-3, 5-0 MW

##	Player		Total FG-FGA	3-Ptr FG-FGA	FT-FTA	Rebounds Off	Def	Tot	PF	TP	A	TO	Blk	Stl	Min
34	Justin Bean	f	2-5	0-0	1-1	1	0	1	1	5	4	1	3	0	26
23	Neemias Queta	c	9-10	0-0	0-2	1	5	6	3	18	1	4	5	1	30
22	Brock Miller	g	1-5	1-5	3-3	0	0	0	2	6	1	1	0	2	21
24	Rollie Worster	g	1-2	0-1	0-0	2	4	6	2	2	1	3	0	1	20
44	Marco Anthony	g	6-11	1-1	2-2	1	4	5	0	15	3	1	0	0	35
02	Sean Bairstow		3-6	1-3	2-2	0	3	3	0	9	1	0	0	1	15
03	Steven Ashworth		0-6	0-3	4-4	0	3	3	0	4	2	0	0	1	20
10	Alphonso Anderson		4-7	1-1	5-6	2	3	5	2	14	1	1	1	0	13
11	Max Shulga		0-1	0-1	0-0	1	0	1	1	0	0	1	0	0	4
12	Szymon Zapala		0-0	0-0	0-0	0	0	0	0	0	0	0	0	0	1
21	Karson Stastny		0-0	0-0	0-0	0	0	0	0	0	0	0	0	0	1
30	Zahar Vedischev		0-1	0-1	0-0	0	1	1	0	0	0	1	0	0	3
32	Trevin Dorius		2-3	0-0	0-0	2	4	6	1	4	2	0	1	1	10
35	Matthew Wickizer		0-0	0-0	0-1	0	1	1	0	0	0	0	0	0	1
	Team					1	2	3			2				
	Totals		28-57	4-16	17-21	11	30	41	12	77	16	15	10	7	200

FG % 1st Half: 14-29 48.3% 2nd half: 14-28 50.0% Game: 28-57 49.1%
3FG % 1st Half: 2-8 25.0% 2nd half: 2-8 25.0% Game: 4-16 25.0%
FT % 1st Half: 11-13 84.6% 2nd half: 6-8 75.0% Game: 17-21 81.0%

Deadball Rebounds 2,1

New Mexico 45 • 3-5, 0-5 MW

##	Player		Total FG-FGA	3-Ptr FG-FGA	FT-FTA	Rebounds Off	Def	Tot	PF	TP	A	TO	Blk	Stl	Min
01	MATOS, Bayron	f	0-1	0-0	1-2	1	3	4	2	1	0	1	1	0	22
05	BROWN, Rod	f	1-5	0-0	3-4	1	2	3	1	5	1	2	1	2	23
00	MARIN, Isaiah	g	0-6	0-1	0-0	1	3	4	3	0	1	3	0	0	16
02	SINGLETON, Saquan	g	3-8	0-0	3-4	1	1	2	3	9	0	2	0	1	19
10	MALUACH, Makuach	g	3-7	1-1	0-0	1	4	5	0	7	0	3	0	2	26
03	MCGEE, Keith		4-7	2-5	0-0	1	1	2	2	10	1	1	0	0	20
04	KUAC, Emmanuel		1-3	1-3	0-0	1	2	2	2	3	0	1	0	0	12
11	FRANCIS III,Jeremiah		3-5	1-2	1-2	0	1	1	0	8	2	2	0	0	18
13	JOHNSON, Javonte		0-3	0-2	2-2	1	0	1	2	2	0	0	0	0	9
14	PADGETT, Logan		0-3	0-2	0-0	0	1	1	0	0	0	0	0	1	5
20	PATTERSON, Clay		0-1	0-1	0-0	0	0	0	0	0	0	0	0	1	3
21	DORSEY, Nolan		0-1	0-1	0-0	0	0	0	0	0	0	0	0	0	6
22	MANUEL, Valdir		0-6	0-3	0-0	0	2	2	2	0	0	1	3	0	15
30	WEGSCHEIDER, Kurt		0-0	0-0	0-0	0	0	0	0	0	0	0	0	0	4
33	ARROYO, Jordan		0-0	0-0	0-0	1	0	1	0	0	0	0	0	0	2
	Team					1	0	1			2				
	Totals		15-56	5-21	10-14	9	20	29	17	45	5	18	5	7	200

FG % 1st Half: 5-26 19.2% 2nd half: 10-30 33.3% Game: 15-56 26.8%
3FG % 1st Half: 4-9 44.4% 2nd half: 1-12 8.3% Game: 5-21 23.8%
FT % 1st Half: 4-6 66.7% 2nd half: 6-8 75.0% Game: 10-14 71.4%

Deadball Rebounds 5

Officials: Tommy Nunez,Tony Padilla,David Hall
Technical fouls: Utah State-None. New Mexico-None.
Attendance:
2020-21 Men's Basketball. Round: 0. New Mexico vs Utah St.. Played at Rip Grif

Score by periods	1st	2nd	Total
Utah State	41	36	**77**
New Mexico	18	27	**45**

Points	In Paint	Off T/O	2nd Chance	Fast Break	Bench
USU	46	19	12	3	31
NM	12	13	6	10	23

Last FG - USU 2nd-01:15, NM 2nd-09:11.
Largest lead - USU by 34 2nd-01:15, NM by 5 1st-13:15.
USU led for 33:42. NM led for 02:35. Game was tied for 03:43.

Score tied - 1 time.
Lead changed - 2 times.

Game #9

Utah State 82 • 9-3, 6-0 MW

##	Player		Total FG-FGA	3-Ptr FG-FGA	FT-FTA	Rebounds Off	Def	Tot	PF	TP	A	TO	Blk	Stl	Min
34	Justin Bean	f	6-9	1-2	0-0	8	5	13	1	13	2	2	0	0	25
23	Neemias Queta	c	5-10	0-0	1-3	3	10	13	1	11	1	2	3	2	27
22	Brock Miller	g	1-6	1-5	0-0	1	1	2	0	3	3	0	0	0	21
24	Rollie Worster	g	4-7	0-1	0-0	0	4	4	2	8	2	3	0	0	22
44	Marco Anthony	g	5-10	1-1	1-2	3	5	8	1	12	4	3	0	1	31
02	Sean Bairstow		2-4	0-1	3-4	0	2	2	1	7	0	0	1	0	17
03	Steven Ashworth		3-7	2-4	2-2	0	0	0	1	10	5	2	0	1	24
10	Alphonso Anderson		2-4	1-1	2-2	0	1	1	0	7	1	0	0	1	16
11	Max Shulga		0-0	0-0	2-2	0	1	1	0	2	1	1	0	0	3
12	Szymon Zapala		0-1	0-0	0-0	0	0	0	0	0	0	0	0	0	3
21	Karson Stastny		1-1	1-1	0-0	0	0	0	0	3	0	0	0	0	1
32	Trevin Dorius		3-4	0-0	0-2	2	3	5	1	6	1	2	1	1	10
	Team					1	3	4			2				
	Totals		32-63	7-16	11-17	18	35	53	8	82	20	17	5	6	200

FG % 1st Half: 17-30 56.7% 2nd half: 15-33 45.5% Game: 32-63 50.8%
3FG % 1st Half: 6-10 60.0% 2nd half: 1-6 16.7% Game: 7-16 43.8%
FT % 1st Half: 5-6 83.3% 2nd half: 6-11 54.5% Game: 11-17 64.7%

Deadball Rebounds 3

New Mexico 46 • 3-6, 0-6 MW

##	Player		Total FG-FGA	3-Ptr FG-FGA	FT-FTA	Rebounds Off	Def	Tot	PF	TP	A	TO	Blk	Stl	Min
01	MATOS, Bayron	f	1-4	0-0	0-0	1	2	3	3	2	0	0	0	0	16
05	BROWN, Rod	f	2-8	0-0	0-0	1	0	1	2	4	0	2	0	0	27
00	MARIN, Isaiah	g	0-3	0-2	0-0	0	3	3	5	0	1	1	0	1	16
02	SINGLETON, Saquan	g	0-3	0-1	0-0	0	0	0	1	0	0	1	0	1	7
10	MALUACH, Makuach	g	5-11	1-4	2-2	0	2	2	1	13	0	2	2	2	25
03	MCGEE, Keith		2-5	1-2	0-0	0	1	1	0	5	1	1	0	0	16
04	KUAC, Emmanuel		0-2	0-2	0-0	0	2	2	1	0	0	3	0	1	15
11	FRANCIS III,Jeremiah		3-7	2-2	0-0	0	0	0	0	8	3	2	0	0	19
13	JOHNSON, Javonte		0-4	0-3	0-0	0	1	1	2	0	1	0	0	0	20
14	PADGETT, Logan		0-0	0-0	0-0	0	1	1	0	0	1	1	1	0	3
21	DORSEY, Nolan		3-6	1-3	0-0	1	1	2	1	7	0	0	0	1	15
22	MANUEL, Valdir		3-7	0-1	1-2	2	2	4	1	7	0	0	1	0	15
30	WEGSCHEIDER, Kurt		0-1	0-1	0-0	0	0	0	0	0	1	0	0	0	6
	Team					1	1	2			1				
	Totals		19-61	5-21	3-4	6	16	22	17	46	8	14	4	6	200

FG % 1st Half: 7-29 24.1% 2nd half: 12-32 37.5% Game: 19-61 31.1%
3FG % 1st Half: 3-11 27.3% 2nd half: 2-10 20.0% Game: 5-21 23.8%
FT % 1st Half: 1-2 50.0% 2nd half: 2-2 100.0% Game: 3-4 75.0%

Deadball Rebounds 2

Officials: Kevin Brill,John Higgins,Randy McCall
Technical fouls: Utah State-None. New Mexico-None.
Attendance:
2020-21 Men's Basketball. Round: 0. New Mexico vs Utah St.. Played at Rip Grif

Score by periods	1st	2nd	Total
Utah State	45	37	**82**
New Mexico	18	28	**46**

Points	In Paint	Off T/O	2nd Chance	Fast Break	Bench
USU	38	14	16	6	35
NM	22	14	9	2	27

Last FG - USU 2nd-00:25, NM 2nd-01:41.
Largest lead - USU by 36 2nd-00:25, NM None.
USU led for 39:25. NM led for 00:00. Game was tied for 00:35.

Score tied - 0 times.
Lead changed - 0 times.

Game 10 - New Mexico 72, Dixie State 63
Jan. 14, 2021 | Burns Arena

Lobos Snap Streak With 72-63 Win at Dixie State

ST. GEORGE, Utah — The University of New Mexico men's basketball team snapped a six-loss streak on Wednesday night with a 72-63 victory over Dixie State on the road. The Lobos were led by junior Saquan Singleton who racked up a UNM career-high 17 points to go along with six rebounds, four assists and four blocks.

Singleton led all scorers on the evening and was one of three Lobos to score in double figures. Freshman Isaiah Marin posted a career-high 13 points followed by senior Makuach Maluach who collected 12. Redshirt-junior Rod Brown finished just two points shy of his second double-double of the season with 12 boards, six of which were offensive, and eight points.

UNM (4-6, 0-6 MW) shot 42.2 percent from the floor and went on a 14-0 run with 10:44 left in the second half to help seal the win. The largest Lobo lead, 16 points, came with 9:55 left after Dixie State (4-3, 0-0 WAC) led for 11:55 early.

Despite making just a pair of threes on the night, the Lobos dominated in the paint 46-22 points and outscored the Trailblazers 45-37 in the second half.

In a very defensive-minded first half, the Lobos and the Trailblazers combined for just 20 points, 10-10, over nearly half of the first half (8:49). Over the next two and a half minutes, Dixie State built an eight-point lead, it's largest of the night, with 6:03 left before the Lobos went on an 8-0 run to tie it with four points from Maluach, two from Brown and another two from Singleton on a fastbreak layup to knot the score 24-24 with 3:01 left in the half.

With 59 seconds left on the clock, Maluach again tied the score at 26 points apiece and the Lobos took a one-point lead just 26 seconds before halftime, 27-26, on a free throw from freshman Javonté Johnson.

The game had seen 10 lead changes and three ties over the first half including 10:59 in the lead for Dixie State to just 5:56 for UNM.

Five minutes into the second half, the Lobos remained ahead by just one, 33-32, when junior Valdir Manuel hit a jumper and sparked a 14-0 run that was bookended by Manuel jumpers and included four points from Singleton and back-to-back threes from freshman Marin within 37 seconds.

The Lobos led by a more comfortable 15, 57-32, with 10:44 left to play.

UNM kept the double-digit lead nearly the rest of the contest and as the Trailblazers fouled and attempted to gain on the Lobos, New Mexico hit 13 of their last 14 free throws over the final 4:32 to finish with the nine-point victory.

On the night, the Lobos outshot the Trailblazers 42.2-33.3 percent and outrebounded 50-39. New Mexico also accumulated a season-high 11 blocks on the night including four each from Singleton and Manuel.

The Lobos are scheduled to return to action on Saturday, Jan. 16 when they travel to Las Vegas, Nev. to resume conference play with a pair of contests against UNLV at the Thomas & Mack Center. Saturday's game is scheduled to tip at 3:30 p.m. MT on CBS Sports Network.

The Lobos and the Broncos will face off once more on Wednesday at 8 p.m. MT on CBS Sports Network.

Game #10

New Mexico 72 • 4-6, 0-6 MW

			Total	3-Ptr		Rebounds									
##	Player		FG-FGA	FG-FGA	FT-FTA	Off	Def	Tot	PF	TP	A	TO	Blk	Stl	Min
01	MATOS, Bayron	f	4-9	0-0	0-1	2	2	4	1	8	0	1	0	0	16
05	BROWN, Rod	f	4-10	0-0	0-0	6	6	12	1	8	2	0	2	0	33
02	SINGLETON, Saquan	g	5-8	0-0	7-10	2	4	6	3	17	4	1	4	1	36
10	MALUACH, Makuach	g	5-12	0-1	2-2	1	5	6	4	12	2	2	1	0	30
11	FRANCIS III,Jeremiah	g	0-8	0-6	3-4	1	3	4	1	3	0	3	0	0	20
00	MARIN, Isaiah		4-6	2-3	3-4	1	3	4	5	13	0	1	0	0	15
13	JOHNSON, Javonte		1-3	0-1	1-2	0	3	3	1	3	0	0	0	0	18
21	DORSEY, Nolan		0-1	0-0	0-0	0	2	2	0	0	0	0	0	0	8
22	MANUEL, Valdir		4-7	0-1	0-0	2	3	5	3	8	1	1	4	0	24
	Team					2	2	4				1			
	Totals		27-64	2-12	16-23	17	33	50	19	72	9	10	11	1	200

FG % 1st Half:	13-36	36.1%	2nd half:	14-28	50.0%	Game:	27-64	42.2%
3FG % 1st Half:	0-4	0.0%	2nd half:	2-8	25.0%	Game:	2-12	16.7%
FT % 1st Half:	1-4	25.0%	2nd half:	15-19	78.9%	Game:	16-23	69.6%

Deadball Rebounds
4

Dixie St. 63 • 4-3, 0-0 WAC

			Total	3-Ptr		Rebounds									
##	Player		FG-FGA	FG-FGA	FT-FTA	Off	Def	Tot	PF	TP	A	TO	Blk	Stl	Min
22	Frank Staine	f	4-14	1-7	4-4	3	5	8	4	13	2	2	0	1	35
24	Jacob Nicolds	f	5-7	2-2	0-0	0	2	2	2	12	2	1	0	1	35
50	Jarod Greene	f	1-6	0-0	3-4	3	6	9	1	5	1	1	1	0	18
12	Cameron Gooden	g	0-8	0-4	2-6	0	1	1	0	2	5	0	0	3	34
54	Isaiah Pope	g	2-8	1-4	0-1	0	4	4	4	5	1	2	0	0	27
10	Brock Gilbert		0-0	0-0	0-0	0	1	1	2	0	2	0	0	1	6
30	Andre Mulibea		6-12	3-4	0-0	2	2	4	2	15	2	0	0	0	19
32	Lleyton Parker		0-1	0-1	0-0	0	0	0	1	0	0	0	0	0	2
44	Hunter Schofield		4-10	1-2	2-4	3	2	5	4	11	1	1	0	0	24
	Team					4	1	5							
	Totals		22-66	8-24	11-19	15	24	39	20	63	16	7	1	6	200

FG % 1st Half:	9-28	32.1%	2nd half:	13-38	34.2%	Game:	22-66	33.3%
3FG % 1st Half:	4-10	40.0%	2nd half:	4-14	28.6%	Game:	8-24	33.3%
FT % 1st Half:	4-8	50.0%	2nd half:	7-11	63.6%	Game:	11-19	57.9%

Deadball Rebounds
3

Officials: Shawn Lehigh,Crystal Hogan,Mike Reed
Technical fouls: New Mexico-None. Dixie St.-None.
Attendance: 771
2020-21 Men's Basketball. Round: 0. Dixie St. vs New Mexico. Played at Burns.

Score by periods	1st	2nd	Total
New Mexico	27	45	**72**
Dixie St.	26	37	**63**

Points	In Paint	Off T/O	2nd Chance	Fast Break	Bench
NM	46	2	15	4	24
DIXIE	22	8	13	14	26

Last FG - NM 2nd-02:08, DIXIE 2nd-00:00.
Largest lead - NM by 16 2nd-09:55, DIXIE by 8 1st-06:03.
NM led for 24:38. DIXIE led for 11:55. Game was tied for 03:06.

Score tied - 4 times.
Lead changed - 14 times.

Game #11

Game #12