

2020-21 MEDIA NOTES



ANDY GROSSMAN • ASSOCIATE ATHLETICS DIRECTOR/STRATEGIC COMMUNICATIONS • 4505 MARYLAND PARKWAY • LAS VEGAS • NV • 89154-0004
OFFICE: 702-895-3995 • CELL: 702-630-3949 • EMAIL: ANDY.GROSSMAN@UNLV.EDU • TWITTER: @UNLVSID

FRIDAY, JANUARY 15, 2021

2020-21 SCHEDULE/RESULTS

Record: 2-6 Home: 1-1
 MW: 0-2 Away: 1-2
 vs. Top 25: 0-1 Neutral: 0-3

Date	Opponent	Time/Res.	TV
11/25	MONTANA STATE	L, 91-78	COX YURVIEW
11/30	vs. No. 14 North Carolina ~	L, 78-51	ESPN2
12/1	vs. Alabama ~	L, 86-74	ESPN2
12/2	vs. Davidson ~	L, 77-73	ESPN2
12/5	at Kansas State	W, 68-58	Big 12 Now/ESPN+
12/9	EASTERN WASHINGTON	CXLD	COX YURVIEW
12/14	PEPPERDINE	CXLD	COX YURVIEW
12/20	at Wyoming *	Postponed	MW Network
12/22	at Wyoming *	Postponed	MW Network
1/2	SAN DIEGO STATE *	Postponed	CBS
1/4	SAN DIEGO STATE *	Postponed	FS1
1/7	at Colorado State *	L, 74-71	CBS Sports Network
1/9	at Colorado State *	L, 83-80	FS1
1/12	SAINT KATHERINE	W, 95-34	COX YURVIEW
1/16	NEW MEXICO *	2:30 PM	CBS Sports Network
1/18	NEW MEXICO *	6:30 PM	FS1
1/21	BENEDICTINE MESA	5:00 PM	COX YURVIEW
1/25	UTAH STATE *	6:00 PM	CBS Sports Network
1/27	UTAH STATE *	8:00 PM	FS1
1/31	at UNR *	6:30 PM	FS1
2/2	at UNR *	6:00 PM	CBS Sports Network
2/6	AIR FORCE *	TBD	CBS Sports Network
2/8	AIR FORCE *	TBD	CBS Sports Network
2/11	at Boise State *	TBD	CBS Sports Network
2/13	at Boise State *	TBD	FS1
2/19	at San Jose State *	6:30 PM	Stadium
2/21	at San Jose State *	TBD	CBS Sports Network
2/24	FRESNO STATE *	TBD	FS1
2/26	FRESNO STATE *	TBD	CBS Sports Network
3/10-13	TBD %	TBD	TBD

Home games in BOLD CAPS






~ Camping World Maui Invitational, Harrah's Cherokee Center, Asheville, North Carolina
 * Mountain West game
 % Mountain West Tournament, Thomas & Mack Center, Las Vegas
 All times Pacific

QUICK FACTS

Location: Las Vegas, NV 89154
 Founded: 1957
 Enrollment: 31,142
 Nickname: Runnin' Rebels
 Colors: Scarlet & Gray
 President: Dr. Keith E. Whitfield
 Director of Athletics: Desiree Reed-Francois
 Conference: Mountain West
 Arena: Thomas & Mack Center
 Capacity: 18,000
 Record in Arena: 501-133 (.790)/38th season
 All-Time Record: 1,307-588 (.690)/63rd season
 All-Time vs. Current MW: 372-185 (.668)
 Head Coach: T.J. Otzelberger
 UNLV Record: 19-21 (.475)/2nd season
 Career Record: 89-54 (.622)/5th season
 UNLV's 2019-20 Record: 17-15/12-6 MW (T-2nd)
 2020 Postseason: None

RUNNIN' REBELS TO HOST NEW MEXICO JAN. 16 & 18

UNLV returns to Mountain West action against the Lobos at the Thomas & Mack Center








UNLVREBELS.COM

NEW MEXICO (4-6, 0-6 MOUNTAIN WEST)

at

UNLV (2-6, 0-2 MOUNTAIN WEST)

DATE: Saturday, January 16 / Monday, January 18
TIME: 2:30 p.m. / 6:30 p.m.
SITE: Tarkanian Court (18,000), Las Vegas
TV: CBS Sports Network (Carter Blackburn, Avery Johnson) / FS1 (Daron Sutton, Doug Gottlieb)
RADIO: ESPN Radio 1100 AM (Jon Sandler, Curtis Terry)
AUDIO: UNLV Gameday App/TuneIn & UNLVRebels.com
STATS: Live Stats at Gameday App & UNLVRebels.com

After returning to the Thomas & Mack Center for a home game for the first time in 48 days with a victory against Saint Katherine on Tuesday, the UNLV men's basketball team will resume Mountain West action this Saturday and Monday, January 16 and 18, as it hosts New Mexico in a two-game series. Saturday's contest is scheduled for 2:30 p.m., while the series finale on Monday will tip at 6:30 p.m.

Because of COVID-19 issues, the Runnin' Rebels went 33 days without a game before playing at Colorado State on January 7 for its first MW series of the season. UNLV lost those two games by a combined six points after returning to competition for the first time since a win on December 5 at Big 12 Conference-member Kansas State. UNLV's subsequent scheduled games vs. Eastern Washington and Pepperdine were canceled and its series' with Wyoming and San Diego State were postponed.

In the series finale against the Rams, junior guards David Jenkins Jr. and Bryce Hamilton combined to score 57 points as they each recorded season highs of 29 and 28 points, respectively. Senior forward Mbacke Diong set his season-high in rebounds with 15 in that contest. Diong led the Runnin' Rebels in their 61-point victory over SKU on Tuesday with his first double-double of the season (18 points, 10 rebounds). A total of four UNLV players scored in double figures against the Firebirds.

Coming off a tie for second place in the Mountain West standings last season, UNLV has an entirely new look this year as 10 of its 13 scholarship players had yet to play in a game for the Runnin' Rebels as the 2020-21 season began.

UNLV's returners include Diong, and junior guards Marvin Coleman and Hamilton. Other returners from last year's roster include Jenkins Jr., a transfer, sophomore transfer forward Moses Wood, and walk-on junior guard Trey Hurlburt. Of the nine newcomers added to this year's roster, seven are freshmen.

Hamilton was the team's leading scorer last season. The Runnin' Rebels' first First-Team All-Mountain West recipient in seven seasons, he averaged 16.0 points per game as a sophomore. Diong led UNLV in rebounding at 7.9 per contest as a junior. Hamilton was also named a Preseason All-MW honoree in November, while Jenkins Jr. was selected as the league's Preseason Newcomer of the Year and freshman guard Nick Blake was named the conference's Preseason Freshman of the Year.

Hamilton is the team's leading scorer this season and is second in the MW at 21.3 ppg. Diong is the team's rebounding leader (8.4 rpg, 4th in MW), while Coleman is tops in assists (4.0 apg, 4th in MW). Jenkins Jr., is also averaging in double figures in scoring with 15.4 ppg, as is Caleb Grill, a sophomore guard and transfer from Iowa State, with 11.4 ppg.

New Mexico is 4-6 overall this season and 0-6 in Mountain West play. The Lobos are coming off a 72-63 win at Dixie State on Wednesday.

Saturday's game will be televised by CBS Sports Network with Carter Blackburn and Avery Johnson calling the action, while Monday's contest will be on FS1 with Daron Sutton and Doug Gottlieb. Jon Sandler and former Runnin' Rebel Curtis Terry will handle the UNLV radio call, which may be heard live on ESPN Radio 1100 in Las Vegas. All streaming links and live stats are available at UNLVRebels.com.

UNLVREBELS.COM

ASSOCIATED PRESS POLL

Week 8 - Monday, January 11

RANK	TEAM	RECORD	VOTES
1	Gonzaga (63)	12-0	1599
2	Baylor (1)	11-0	1536
3	Villanova	8-1	1436
4	Texas	10-1	1422
5	Iowa	11-2	1322
6	Kansas	10-2	1220
7	Michigan	10-0	1161
8	Creighton	10-2	1151
9	Wisconsin	10-2	1110
10	Tennessee	9-1	1093
11	Houston	10-1	993
12	Clemson	9-1	747
13	West Virginia	9-4	701
14	Illinois	9-4	694
15	Texas Tech	10-3	689
16	Louisville	8-1	464
17	Missouri	7-2	436
18	Virginia	7-2	403
19	Duke	5-2	397
20	Virginia Tech	9-2	286
21	Ohio State	9-3	280
22	Oregon	9-2	264
23	Minnesota	10-4	233
24	Saint Louis	7-1	220
25	UConn	6-1	181

OTHERS RECEIVING VOTES: Alabama 173, UCLA 137, Colorado 96, Florida State 74, USC 48, Rutgers 46, Drake 42, Michigan State 34, Oklahoma State 28, Arkansas 24, San Diego State 10, Boise State 8, Xavier 7, LSU 7, Florida 7, Northwestern 6, Tulsa 5, NC State 5, Winthrop 2, Indiana 2, Belmont 1

DROPPED: Rutgers 15, Michigan State 23, Florida State 25

ESPN/USA TODAY COACHES' POLL

Week 8 - Monday, January 11

RANK	TEAM	RECORD	VOTES
1	Gonzaga (29)	12-0	797
2	Baylor (3)	11-0	771
3	Villanova	8-1	722
4	Texas	10-1	703
5	Michigan	10-0	599
6	Creighton	10-2	597
7	Kansas	10-2	587
8	Iowa	11-2	586
9	Wisconsin	10-2	556
10	Tennessee	9-1	535
11	Houston	10-1	496
12	Clemson	9-1	374
13	Illinois	9-4	347
14	West Virginia	9-4	272
15	Texas Tech	10-3	255
16	Missouri	7-2	243
17	Oregon	9-2	205
18	Louisville	8-1	192
19	Minnesota	10-4	166
20	Virginia Tech	9-2	162
21	UCLA	9-2	148
22	Virginia	7-2	147
23	Duke	5-2	124
24	Alabama	9-3	114
	Saint Louis	7-1	114

OTHERS RECEIVING VOTES: Ohio State 112, UConn 91, Rutgers 68, Florida State 67, USC 44, Colorado 37, Xavier 31, Drake 29, Boise State 29, San Diego State 22, Stanford 18, Oklahoma State 16, Michigan State 13, Arkansas 8, Richmond 2, Seton Hall 1

DROPPED: Rutgers 14, Florida State 22

FOLLOW THE RUNNIN' REBELS ON SOCIAL MEDIA



/UNLVRunninRebelBasketball
/UNLVAthletics



/RunninRebels
/UNLVAthletics



@TheRunninRebels
@UNLVAthletics



/RunninRebels
/UNLVAthletics

THE UNLV RUNNIN' REBELS (2-6, 0-0 MOUNTAIN WEST)

- The 2020-21 season marks the second at UNLV for head coach T.J. Otzelberger.
- The Runnin' Rebels went 17-15 overall last season and finished tied for second in the Mountain West with a 12-6 league mark. It was UNLV's best league finish in 12 years and marked its most wins during a conference season since 2007-08, also 12 years.
- Otzelberger was hired in 2019 after an extremely successful three-year tenure as head coach at South Dakota State. He led the Jackrabbits to a 70-33 record at the helm of their program, making three straight postseason appearances (two in the NCAA Tournament). He took the SDSU program to new heights, clinching the outright regular-season Summit League title his last two seasons there (2017-18, 2018-19) and earned the conference's Coach of the Year honor.
- Otzelberger's five-year career record stands at 89-54 (.622).
- The UNLV coaching staff also includes Tim Buckley, Kevin Kruger and DeMarlo Slocum. All three brought experience at the highest levels to UNLV, including at Power 5 institutions and in the NBA, with a proven track record of developing student-athletes and advancing in the NCAA Tournament.
- UNLV has an entirely new look this year as 10 of its 13 scholarship players had yet to play in a game for the Runnin' Rebels as the 2020-21 season began.
- The Runnin' Rebels returned a total of four letterwinners, which include three starters. The fourth returning letterwinner is a walk-on.
- The returners include senior forward Mbacke Diong, and junior guards Marvin Coleman and Bryce Hamilton. Other returners from last year's roster include junior transfer guard David Jenkins Jr., sophomore transfer forward Moses Wood, and walk-on junior guard Trey Hurlburt.
- Of the nine newcomers added to this year's roster, seven are freshmen.
- Hamilton was the team's leading scorer last season. The Runnin' Rebels first First-Team All-Mountain West recipient in seven seasons, he averaged 16.0 points per game as a sophomore. Diong led UNLV in rebounding at 7.9 per contest as a junior.
- Hamilton was also named a Preseason All-MW honoree earlier this month, while Jenkins Jr. was selected as the league's Preseason Newcomer of the Year and freshman guard Nick Blake was named the conference's Preseason Freshman of the Year.
- Hamilton is the team's leading scorer this season and is second in the MW at 21.3 ppg. Diong is the team's rebounding leader (8.4 rpg, 4th in MW), while Coleman is tops in assists (4.0 apg, 4th in MW). Jenkins Jr., is also averaging in double figures in scoring with 15.4 ppg, as is Caleb Grill, a sophomore guard and transfer from Iowa State, with 11.4 ppg.
- UNLV was picked to finish fourth in this year's Mountain West race by the media.

THE NEW MEXICO LOBOS (4-6, 0-6 MOUNTAIN WEST)

- New Mexico is coming off a 19-14 overall record, including 7-11 (7-7th) in the MW last season.
- The Lobos are 4-6 overall this season and 0-6 in MW play.
- UNM is coming off a 72-63 win at Dixie State on Wednesday.
- It snapped a six-game losing streak for the Lobos, who were led by Saquan Singleton's UNM career-high 17 points. He also had six rebounds, four assists and four blocks. Isaiah Marin scored a career-high 13 points, while Makuach Maluach chipped in 12.
- Maluach is the only Lobo averaging in double figures in scoring (13.6 ppg). He also is the team's leading rebounder (5.9 rpg), while Singleton is the team's leader in assists (2.2 apg).
- UNM's season ended last year with a quarterfinal loss in the MW Tournament to Utah State.
- The Rams returned six letterwinners from last season's team, including one starter.
- New Mexico was picked to finish seventh in the MW Preseason Poll.
- Head Coach Paul Weir is in his fourth season at New Mexico with a mark of 56-53 (.514). He has a five-year career collegiate head coaching record of 84-59 (.587).

SERIES HISTORY

- These will mark the 63rd and 64th all-time meetings between UNLV and New Mexico in men's basketball.
- UNLV leads the all-time series 37-25.
- UNLV is 21-11 all-time against the Lobos at home.
- UNLV has won each of the last four meetings vs. New Mexico, including two straight at the Thomas & Mack Center.
- The series started back in 1976.
- UNLV is 372-185 (.668) all-time against teams that currently make up the Mountain West.

**2020-21 MOUNTAIN WEST STANDINGS**

Through Wednesday, Jan. 13

	MW Games			All Games		
(AP/USA Rank)	W	L	Pct.	W	L	Pct.
Boise State (RV/RV)	8	0	1.000	12	1	.923
Utah State	6	0	1.000	9	3	.750
Colorado State	5	1	.833	8	2	.800
San Diego St. (RV/RV)	3	1	.750	9	2	.818
Fresno State	3	3	.500	5	3	.625
UNR	3	3	.500	8	5	.615
Wyoming	1	3	.250	7	4	.636
Air Force	1	5	.167	3	7	.300
UNLV	0	2	.000	2	6	.250
New Mexico	0	6	.000	4	6	.400
San Jose State	0	6	.000	2	8	.200

UNLV'S 2020-21 RECORD WHEN IT...

plays at home	1-1
plays on the road	1-2
plays at a neutral site	0-3
plays a conference game	0-2
plays a home conference game	0-0
plays a road conference game	0-2
plays during the morning	0-0
plays during the afternoon	1-1
plays at night	1-5
plays vs. a non-conference opponent	2-4
leads at halftime	2-1
trails at halftime	0-4
is tied at halftime	0-1
is in an overtime game	0-0
shoots a higher FG% than opponent	2-0
shoots a lower FG% than opponent	0-5
shoots the same FG% as opponent	0-1
takes more shots than opponent	1-6
takes less shots than opponent	1-0
takes the same number of shots as opponent	0-0
shoots 50% or better from field	2-1
shoots less than 50% from field	0-5
shoots a higher 3pt% than opponent	2-1
shoots a lower 3pt% than opponent	0-5
shoots the same 3pt% as opponent	0-0
takes more 3pters than opponent	2-3
takes less 3pters than opponent	0-3
takes the same number of 3pters as opponent	0-0
shoots a higher FT% than opponent	0-2
shoots a lower FT% than opponent	2-4
shoots the same FT% as opponent	0-0
takes more FTs than opponent	0-1
takes less FTs than opponent	2-5
takes the same number of FTs as opponent	0-0
has more rebounds than opponent	1-3
has less rebounds than opponent	1-3
has the same number of rebounds as opponent	0-0
has more assists than opponent	2-0
has less assists than opponent	0-6
has the same number of assists as opponent	0-0
has more turnovers than opponent	1-2
has less turnovers than opponent	1-2
has the same number of turnovers as opponent	0-2
has more fouls than opponent	1-6
has less fouls than opponent	1-0
has the same number of fouls as opponent	0-0
has more blocks than opponent	2-1
has less blocks than opponent	0-4
has the same number of blocks as opponent	0-1
has more steals than opponent	2-5
has less steals than opponent	0-1
has the same number of steals as opponent	0-0
scores 100 or more points	0-0
scores 90-99 points	1-0
scores 80-89 points	0-1
scores 70-79 points	0-4
scores 60-69 points	1-0
scores 59 or fewer points	0-1
allows 100 or more points	0-0
allows 90-99 points	0-1
allows 80-89 points	0-2
allows 70-79 points	0-3
allows 60-69 points	0-0
allows 59 or fewer points	2-0
has a game decided by 1 point	0-0
has a game decided by 2 or 3 points	0-2
has a game decided by 4-9 points	0-1
has a game decided by 10-19 points	1-2
has a game decided by 20-29 points	0-1
has a game decided by 30 or more points	1-0

UP NEXT

After the New Mexico series, UNLV will continue its six-game homestand with a game on Thursday, January 21 against Benedictine Mesa at 5 p.m. The Runnin' Rebels will then host Utah State for a two-game series on Monday, January 25 at 6 p.m. and Wednesday, January 27 at 8 p.m.

33 DAYS WITHOUT A GAME, 48 BETWEEN HOME GAMES

Because of COVID-19 issues within the program, UNLV's scheduled home games vs. Eastern Washington and Pepperdine for Dec. 9 and 14 were canceled. The program then announced the pausing of all in-person activities on Dec. 15, which caused a postponement of its Wyoming series, originally scheduled for Dec. 20 and 22, and its San Diego State series, originally scheduled for Jan. 2 and 4. The program returned to full practice on Jan. 4 and went 33 days without a game from its win at Kansas State on December 5 and returning to competition at Colorado State on January 7. In addition, UNLV went 48 days without a home game (November 25 vs. Montana State to January 12 vs. Saint Katherine).

OVER 50 PERCENT FROM THE FIELD

In UNLV's win at K-State on December 5, the Runnin' Rebels shot over 50 percent from the field for the first time this season. UNLV was 26 of 50 for 52%. The Runnin' Rebels have now shot 50 percent or better from the field on three occasions this season (also at CSU on Jan. 9 and vs. Saint Katherine on Jan. 12).

UNLV FROM DEEP

UNLV has made at least 10 3-pointers in a game in five of its eight games this season. 46% of the Runnin' Rebels' shot attempts have come from behind the arc and the team ranks No. 1 in the MW in 3-pointers made per game at 10.0 per contest.

UNLV AT THE MAUI INVITATIONAL IN ASHEVILLE, NORTH CAROLINA

UNLV played in this season's Maui Invitational, which was moved to Asheville, North Carolina, because of the pandemic. The Runnin' Rebels lost all three games in the event, to then-No. 14 North Carolina, Alabama and Davidson. It was UNLV's fourth time playing in the Maui Invite.

STARTING 2020-21 WHERE HE LEFT OFF

Junior guard Bryce Hamilton has started the 2020-21 season where he left off last season. In his first eight games of the campaign, he has scored 27, 15, 17, 27, 18, 23, 28 and 15 points, respectively. He leads the team and is second in the MW in scoring average at 21.3 ppg and has scored in double figures in 27 straight contests. He has tallied 20 or more points in a game 14 times in his career.

GRILL FROM LONG-RANGE

Sophomore guard Caleb Grill, who transferred to UNLV from Iowa State, has turned heads early this season with his long-range sharp shooting. He made at least three 3-pointers in each of his first three games as a Runnin' Rebel, including a career-high seven vs. Alabama in the Maui Invitational. He scored a career-high 27 points in that game, shooting 10 of 17 from the field, including 7 of 12 on 3-pointers. For the season he has made at least three 3-pointers in six games and is scoring 11.4 ppg so far this season, which ranks third on the team. He has made 38.6% of his 3-point attempts, which ranks second in the Mountain West.

JENKINS JR. HEATING UP

After a slow start to the season, junior guard David Jenkins Jr. started to heat up. He was a combined 2 of 13 from 3-point range in his first two games, but since he has shot 21 of 49 on 3-pointers (.429), scoring 12, 18, 25, 11, 29 and 17 in his six three games, respectively. On the season, he is averaging 15.4 ppg (2nd on the team) and has shot 37.1 percent on 3-pointers, which ranks second on the team and third in the Mountain West.

MBACKE DIONG COMING ON AS OF LATE

Senior forward Mbacke Diong has recorded double figures in rebounding in three straight games (12, 15 and 10, respectively) and recorded his first double-double of the season on Tuesday vs. Saint Katherine with 18 points and 10 rebounds. For the season, he is scoring 6.8 ppg and leads the team in rebounding at 8.4 rpg (4th in MW).

STRONG DEBUTS

Two Runnin' Rebels stood out with strong performances in their UNLV debuts on November 30 vs. Montana State. Freshman guard Nick Blake, who was named the Mountain West's Preseason Freshman of the Year, scored 16 points in his collegiate debut, shooting 5 of 7 from the field, including 4 of 6 on 3-pointers. He also dished out three assists while committing just one turnover. Iowa State transfer and sophomore guard Caleb Grill made three 3-pointers, scoring a then-career-high 13 points.

"3-POINT GOAL..." - UNLV HOLDS NCAA RECORD

UNLV holds the NCAA record for most consecutive games scoring at least one 3-pointer. Since the 3-point field goal was adopted by the NCAA in 1986-87, UNLV has converted at least one 3-pointer in all 1,110 games played. With Vanderbilt failing to make one in a game last season, UNLV and Princeton are the only schools left that have made at least one 3-pointer in every game played since the shot was introduced.



UNLV IN THE 2020-21 MOUNTAIN WEST STATISTICS

Through Wednesday, January 13

Team		All Games MW Games			
Category	Rank	Stat.	Rank	Stat.	
Scoring Offense	5	73.75	3	75.50	
Scoring Defense	9	72.63	8	78.50	
Scoring Margin	8	+1.13	7	-3.00	
FT Percentage	8	.686	8	.690	
FG Percentage	6	.449	5	.457	
FG Pct. Defense	8	.439	8	.477	
3FG Percentage	4	.354	11	.271	
3FG Pct. Defense	11	.381	11	.475	
Reb. Offense	7	35.13	2	39.50	
Reb. Defense	3	32.63	2	28.50	
3FG Made	1	10.0	9	6.50	
Reb. Margin	6	+2.50	3	+11.00	
Blocks	10	2.25	8	2.50	
Assists	7	13.13	7	11.00	
Steals	5	6.75	2	6.50	
Turnover Margin	6	+1.0	5	0.00	
Assist/TO Ratio	6	1.05	7	0.96	
Offensive Rebounds	5	10.50	3	12.00	
Defensive Rebounds	10	24.63	3	27.50	

Individual *		All Games		MW Games	
Category	Player	Rank	Stat.	Rank	Stat.
Scoring	Hamilton	2	21.25	1	25.50
	Jenkins Jr.	11	15.38	2	20.00
Rebounding	Diong	4	8.38	1	13.50
	Hamilton	19	5.13	-	-
	Del Cadia	-	-	18	5.00
FG Pct.	Hamilton	9	.456	11	.417
	Jenkins Jr.	13	.406	8	.500
Assists	Coleman	4	4.00	-	-
	Hamilton	8	3.25	-	-
FT Pct.	Hamilton	9	.741	10	.750
	Jenkins Jr.	-	-	14	.700
Steals	Grill	2	1.88	-	-
	Hamilton	15	1.13	2	2.00
	Jenkins Jr.	-	-	4	1.50
	Diong	-	-	4	1.50
3FG Pct.	Grill	2	.386	-	-
	Jenkins Jr.	3	.371	-	-
	Hamilton	-	-	7	.278
3FG Made	Jenkins Jr.	1	2.88	-	-
	Grill	5	2.75	11	2.00
	Hamilton	8	2.00	5	2.50
Blocks	Wood	8	0.88	7	1.00
	Diong	13	0.75	7	1.00
Ass/TO Ratio	Coleman	5	2.18	-	-
	Hamilton	9	1.37	-	-
Off. Reb.	Diong	3	2.88	1	5.00
	Del Cadia	13	1.71	11	2.00
	Brown	-	-	5	2.50
Def. Reb.	Diong	4	5.50	1	8.50
	Hamilton	14	4.38	14	4.00
Min. Played	Hamilton	7	33.09	4	35.44
	Grill	11	31.53	-	-
	Coleman	15	30.89	-	-
	Jenkins Jr.	-	-	15	32.10

* Must appear in at least 75% of team's games to be ranked

UNLV IN THE 2020-21 NCAA STATISTICS

Through Wednesday, January 13

Team (Top 150)		Rank	Stat.
Category			
Three-Point Field Goals Per Game		19	10.0
Fewest Turnovers		60	100
Turnovers Per Game		82	12.5
Three-Point Field-Goal Percentage		105	35.4
Fewest Fouls		113	162
Rebound Margin		131	2.5
Assist Turnover Ratio		132	1.05
Total 3-point Field Goals Made		136	80
Turnover Margin		139	1.0
Scoring Offense		148	73.8
Offensive Rebounds Per Game		148	10.50
Field-Goal Percentage		149	44.9

Individual (Top 150)		Rank	Stat.
Category	Player		
Points Per Game	Bryce Hamilton	17	21.2
Offensive REbounds Per Game	Mbacke Diong	70	2.88
3-Point Field Goals Per Game	David Jenkins Jr.	54	2.88
	Caleb Grill	70	2.75
3-Point Field-Goal Percentage	Caleb Grill	73	38.6
	David Jenkins Jr.	82	37.1
Rebounds Per Game	Mbacke Diong	79	8.4
Total Field Goal Attempts	Bryce Hamilton	86	147
Steals Per Game	Caleb Grill	97	1.88
Total Field Goals Made	Bryce Hamilton	99	67
Assist Turnover Ratio	Marvin Coleman	101	2.18
Defensive Rebounds per Game	Mbacke Diong	126	5.50
Assists Per Game	Marvin Coleman	141	4.0

THE T.J. OTZELBERGER ERA AT UNLV

UNLV head coach T.J. Otzelberger is in his second season at the helm of the program. During his first season in 2019-20, he guided the Runnin' Rebels to a tie for second place in the Mountain West, which marked their best league finish in 12 years. UNLV also sent shockwaves through the college basketball world with its victory at then-No. 4 and previously undefeated San Diego State, which was the Runnin' Rebels' best true road win since 1991 (a span of 29 seasons). Under Otzelberger's guidance, sophomore guard Bryce Hamilton became the program's first first-team all-conference honoree in seven seasons as he averaged 20 points per game in MW play - also a first for a UNLV player in 10 seasons. Otzelberger came to Las Vegas in 2019 after serving as head coach at South Dakota State, leading the Jackrabbits to two NCAA Tournaments and one NIT appearance in his three years in Brookings. At SDSU, he compiled an overall record of 70-33, led the team to three straight postseason appearances, clinched the outright regular-season Summit League title each of his last two seasons, and earned the conference's Coach of the Year honors. His career record is 89-54 (.622).

ROSTER MAKEUP

UNLV has an entirely new look this year as 10 of its 13 scholarship players had yet to play in a game for the Runnin' Rebels as the 2020-21 season began. The returners include senior forward Mbacke Diong, and junior guards Marvin Coleman and Bryce Hamilton. Other returners from last year's roster include junior transfer guard David Jenkins Jr., sophomore transfer forward Moses Wood, and walk-on junior guard Trey Hurlburt. Of the nine newcomers added to this year's roster, seven are freshmen. Hamilton was the team's leading scorer last season. The Runnin' Rebels first First-Team All-Mountain West recipient in seven seasons, he averaged 16.0 points per game as a sophomore. Diong led UNLV in rebounding at 7.9 per contest as a junior. Hamilton was also named a Preseason All-MW honoree earlier this month, while Jenkins Jr. was selected as the league's Preseason Newcomer of the Year and freshman guard Nick Blake was named the conference's Preseason Freshman of the Year.

THREE RUNNIN' REBELS EARN PRESEASON MOUNTAIN WEST RECOGNITION

Three UNLV men's basketball players were singled out as the Mountain West announced its preseason honors for the 2020-21 season. Junior guard Bryce Hamilton was named Preseason All-Mountain West, junior guard David Jenkins Jr. was selected as the Preseason Newcomer of the Year and guard Nick Blake was honored as the Preseason Freshman of the Year. The team has been picked to finish fourth in the 2020-21 Mountain West standings by a select panel of league media.

MULTIPLE ACADEMIC RECORDS SET

The UNLV men's basketball program had a record-setting 2020 fall semester as it achieved numerous academic highs. The Runnin' Rebels turned in a semester grade point average of 3.57 for fall 2020, which is the program's highest ever. It marked the third-straight record-setting semester GPA for the team as it previously turned in a 3.25 for fall 2019 and a 3.40 for spring 2020. In addition, the team holds a cumulative GPA of 3.32, also a record, while an all-time program-high nine student-athletes earned spots on the Dean's Honor List.

"I am proud of the effort of our entire team and their focus on academics," UNLV men's basketball head coach T.J. Otzelberger said. "It is a high priority in our program and it is gratifying to see all of the hard work pay off with these achievements. We are fortunate to have outstanding academic support in our program, led by Connor Robinson and we appreciate the work that he has put in holding our guys accountable and pushing them to be their best in the classroom."

All 15 student-athletes on the Runnin' Rebel roster earned at least a 3.27 semester GPA during fall 2020 and Cheickna Dembele, who played for the team from 2016-20 and is currently a student assistant coach, graduated on during the 2020 winter commencement, earning a B.S.B.A. in international business.

AT THE THOMAS & MACK CENTER

The 2020-21 season marks the 38th year of Runnin' Rebel basketball in the Thomas & Mack Center. UNLV has posted an all-time record of 501-133 (.790) in the arena since it opened in 1983.

63RD YEAR OF RUNNIN' REBEL BASKETBALL

The 2020-21 season marks the 63rd year of Runnin' Rebel basketball at UNLV. Since the program's inception in 1958-59, the Runnin' Rebels have posted an all-time record of 1,307-588 (.690).

FIFTH-WINNINGEST PROGRAM EVER

With an all-time record of 1,279-572 (.691) against four-year American institutions (entering the 2020-21 season), UNLV ranks as the fifth-winningest program by percentage in NCAA Division I history (min. 25 years in Div. I). The only schools ahead of UNLV are Kentucky, North Carolina, Kansas and Duke.

A WINNING PROGRAM

UNLV has finished the season with a winning percentage above .500, 57 times in its 62-year history.

**FAN CUTOUTS AVAILABLE FOR FANS**

With UNLV Athletics' announcement that home men's and women's basketball games would begin this season without fans because of the COVID-19 pandemic, the Department launched a drive to fill each Lower Bowl seat in the Thomas & Mack Center with fan cutouts. The Momentum Fund Pack the Mack Fan Cutout Drive aims to occupy each lower bowl seat with a fan cutout while generating essential scholarship support for UNLV's community of student-athletes. The strain of the pandemic can be felt across UNLV Athletics with lost ticket revenue impacting all areas of the department, including scholarship support. Cutouts for UNLV basketball start at \$59.00 and range up to \$79.00 for a premium option that includes a signed cutout and picture with Coach Otzelberger. Discounts will be activated for fans who purchase a minimum of two. To join this important campaign, visit the Rebel Athletic Fund website at RebelAthleticFund.com.

NBA DRAFT PICKS

UNLV had a total of four NBA Draft picks over a four-year span from 2013-16: Anthony Bennett (No. 1 overall in 2013 by the Cleveland Cavaliers), Rashad Vaughn (No. 17 overall in 2015 by the Milwaukee Bucks), Patrick McCaw (No. 38 overall in 2016 by the Golden State Warriors) and Stephen Zimmerman Jr. (No. 41 overall in 2016 by the Orlando Magic).

RUNNIN' REBELS IN THE NBA

There are four former Runnin' Rebels on NBA rosters. They are Khem Birch (Orlando Magic), Derrick Jones Jr. (Portland Trail Blazers), Patrick McCaw (Toronto Raptors) and Christian Wood (Houston Rockets). Birch, Jones Jr., and Wood all went undrafted, while McCaw was a second-round selection in 2016 (Golden State Warriors). Jones Jr. just won the Slam Dunk Contest over Aaron Gordon during the 2020 NBA All-Star Weekend in Chicago on Feb. 15, 2020.

REBZONE TV SHOW ON FOX 5

Now in its eighth season, KVVU Fox 5 is the home of the official UNLV television coach's show. Sports Reporter Paloma Villicana joins UNLV head coach T.J. Otzelberger Sundays during the season for a unique half-hour of game reviews, previews and program features. The award-winning "RebZone Sports Show" airs Sundays nights at 11 p.m. exclusively on Fox 5 following Fox 5 News at 10 p.m. Weekend Edition and Fox 5 Sports Plus. The show is also available on an archived basis on UNLV Athletics' YouTube channel.

THE T.J. OTZELBERGER RADIO SHOW

The T.J. Otzelberger Radio Show airs in Las Vegas from 6-7 p.m. on selected weekdays throughout the entire season. Hosted by Jon Sandler, UNLV Sports Properties' play-by-play voice of the Runnin' Rebels, the show features UNLV men's basketball head coach T.J. Otzelberger. Also joining the show is UNLV men's basketball radio analyst and former Runnin' Rebel Curtis Terry. Guests will be featured frequently throughout the season, including UNLV men's basketball assistant coaches and student-athletes. The show may also be heard live online through TuneIn. Questions to be asked on air may be Tweeted to [@UNLVonTheRadio](https://twitter.com/UNLVonTheRadio). The next show's air date will be Wednesday, January 20. All shows are archived on LVSportsNetwork.com.



22

NICQUEL "NICK" BLAKE

G, 6-6, 200, Fr.
Las Vegas, Nevada
Major: Exploring


15

REECE BROWN

F, 6-8, 200, Fr.
Albany, New York
Major: Exploring


31

MARVIN COLEMAN

G, 6-2, 200, Jr.
Las Vegas, Nevada
Major: Human Services


10

EDOARDO DEL CADIA

F, 6-7, 235, Sr.
Senigallia, Italy
Major: Human Services


34

CHEIKH MBACKE DIONG

F, 6-11, 235, Sr.
Dakar, Senegal
Major: Human Services


24

KENDRICK GILBERT

F, 6-5, 190, Fr.
Las Vegas, Nevada
Major: Exploring


3

CALEB GRILL

G, 6-3, 195, So.
Wichita, Kansas
Major: History


13

BRYCE HAMILTON

G, 6-4, 205, Jr.
Pasadena, California
Major: Sociology


2

TREY HURLBURT

G, 5-11, 175, Jr.
Las Vegas, Nevada
Major: Comm. Studies


5

DAVID JENKINS JR.

G, 6-2, 195, Jr.
Tacoma, Washington
Major: Comm. Studies


14

ISAAC LINDSEY

G, 6-4, 190, Fr.
Mineral Point, Wisconsin
Major: Public Health


12

JHAYLON MARTINEZ

C, 6-11, 260, Fr.
Vallejo, California
Major: Exploring


30

DEVIN TILLIS

F, 6-6, 215, Fr.
Los Angeles, California
Major: Exploring


1

MOSES WOOD

F, 6-8, 210, So.
Reno, Nevada
Major: Human Services


0

DONAVAN YAP

G, 6-3, 175, Fr.
Las Vegas, Nevada
Major: Exploring

T.J. OTZELBERGER

Head Coach
2nd Season

TIM BUCKLEY

Assistant Coach
2nd Season

KEVIN KRUGER

Assistant Coach
2nd Season

DEMARLO SLOCUM

Assistant Coach
2nd Season

DESHAWN HENRY

Dir. of Basketball Oper.
2nd Season



2020-21 UNLV RUNNIN' REBEL ROSTER

No.	Name	Pos.	Ht.	Wt.	Cl.	Exp.	Hometown (Previous School)
22	Nicquel "Nick" Blake	G	6-6	200	Fr.	HS	Las Vegas, Nevada (IMG Academy)
15	Reece Brown	F	6-8	200	Fr.	HS	Albany, New York (Loomis Chaffee School)
31	Marvin Coleman	G	6-2	200	Jr.	2L	Las Vegas, Nevada (Foothill HS)
10	Edoardo Del Cadia	F	6-7	235	Jr.	JC	Senigallia, Italy (College of Central Florida)
34	Cheikh Mbacke Diong	F	6-11	235	Sr.	3L	Dakar, Senegal (Florida Prep)
24	Kendrick Gilbert	F	6-5	190	Fr.	HS	Las Vegas, Nevada (Durango High School)
3	Caleb Grill	G	6-3	195	So.	TR	Wichita, Kansas (Iowa State)
13	Bryce Hamilton	G	6-4	205	Jr.	2L	Pasadena, California (Pasadena HS)
2	Trey Hurlburt	G	5-11	175	Jr.	1L	Las Vegas, Nevada (Cal State San Marcos)
5	David Jenkins Jr.	G	6-2	195	Jr.	RS	Tacoma, Washington (South Dakota State)
14	Isaac Lindsey	G	6-4	190	Fr.	HS	Mineral Point, Wisconsin (Mineral Point HS)
12	Jhaylon Martinez	C	6-11	260	Fr.	HS	Vallejo, California (Dream City Christian)
30	Devin Tillis	F	6-6	215	Fr.	HS	Los Angeles, California (Windward High School)
1	Moses Wood	F	6-8	210	So.	RS	Reno, Nevada (Tulane)
0	Donavan Yap	G	6-3	175	Fr.	HS	Las Vegas, Nevada (Arbor View HS)

Head Coach:T.J. Otzelberger (Wisconsin-Whitewater '01, 2nd season)

Assistant Coaches:Tim Buckley (Bemidji State '86, 2nd season)
Kevin Kruger (Arizona State '06, 2nd season)
DeMarlo Slocum (Georgia Southern '01, 2nd season)

Director of Basketball Operations:DeShawn Henry (UNLV '98, 2nd season)

Director of Player Development/Video Coordinator:Nate Schmidt (Denison '14, 1st season)

Sr. Director of Basketball Admin. & Alumni Relations:Christin Hinton (UNLV '10, 12th season)

Head M. Basketball Strength & Conditioning Coach:Pete Link (Iowa State '07, 1st season)

Athletic Trainer:Bryan Lindl (Wisconsin '12, 4th season)

Academic Support Counselor:Connor Robinson (UNLV '16, 5th season)

Sports Dietitian:Nicole Kiley (Long Beach State '13, 4th season)

Graduate Assistant Manager:Trevor Smith (Iowa '19, 2nd season)

Graduate Assistant Manager:Jimmie Daly (UNLV '20, 5th season)

Student Assistant Coach:Cheickna Dembele

SQUAD BREAKDOWN

Letterwinners Returning (4): Coleman, Diong, Hamilton, Hurlburt

Letterwinners Lost (8): Jonah Antonio, Nick Blair, Cheickna Dembele, Jay Green, Amauri Hardy, Elijah Mitrou-Long, Vitaliy Shibel, Donnie Tillman

Starters Returning (3): Coleman, Diong, Hamilton

Starters Lost (2): Hardy, Blair

Newcomers (11): Blake, Brown, Del Cadia, Gilbert, Grill, Jenkins Jr., Lindsey, Martinez, Tillis, Wood, Yap

Seniors (1): Diong

Juniors (5): Coleman, Del Cadia, Hamilton, Hurlburt, Jenkins Jr.

Sophomores (2): Grill, Wood

Freshmen (7): Blake, Brown, Gilbert, Lindsey, Martinez, Tillis, Yap

Guards (8): Blake, Coleman, Grill, Hamilton, Hurlburt, Jenkins Jr., Lindsey, Yap

Forwards (6): Brown, Del Cadia, Diong, Gilbert, Tillis, Wood

Center (1): Martinez

NUMERICAL ROSTER

NUMERICAL ROSTER	PRONOUNCED
0 Donavan Yap	
1 Moses Wood	
2 Trey Hurlburt	
3 Caleb Grill	KAY-leb
5 David Jenkins Jr.	
10 Edoardo Del Cadia	ed-OH-ardoe del KAH-dee-ya
12 Jhaylon Martinez	JAY-lon
13 Bryce Hamilton	
14 Isaac Lindsey	
15 Reece Brown	
22 Nicquel "Nick" Blake	
24 Kendrick Gilbert	
30 Devin Tillis	
31 Marvin Coleman	
34 Cheikh Mbacke Diong	SHEH em-BOCK-ay jong

BY STATE/COUNTRY

CALIFORNIA (3)	NEVADA (6)	SENEGAL (1)
Hamilton	Blake	Diong
Martinez	Coleman	
Tillis	Gilbert	WASHINGTON (1)
	Hurlburt	Jenkins Jr.
ITALY (1)	Wood	
Del Cadia	Yap	WISCONSIN (1)
		Lindsey
KANSAS (1)	NEW YORK (1)	
Grill	Brown	

BY HEIGHT

5-11: Hurlburt	6-7: Del Cadia
6-2: Coleman, Jenkins Jr.	6-8: Brown, Wood
6-3: Grill, Yap	6-11: Diong, Martinez
6-4: Hamilton, Lindsey	
6-5: Gilbert	
6-6: Blake, Tillis	



2020-21 UNLV RUNNIN' REBEL BASKETBALL

Official Basketball Box Score - Final
Montana St. at UNLV
11/25/20 Thomas & Mack Center, Las Vegas
2020-21 Men's Basketball

Game Time: 6:30 PM
Game Duration: 1:56

Officials: Brent Meaux, Wilson Holland, John Paul Guerrero



Official Basketball Box Score - Final
North Carolina at UNLV
11/30/20 Harrah's Cherokee Center, Asheville
2020-21 Men's Basketball

Game Time: 7:00 PM
Game Duration: 1:56

Officials: Brent Hampton, Keith Feghman, Tony Crisp

Montana St. - 91

Record: 1-0

NO.	Name	Min	FG M-A	3P M-A	FT M-A	Rebounds OR DR	Fouls PF	TP	AS	TO	ST	Blocks BS	+/-				
13	Jubril Belo	F 32:19	4-10	0-1	6-6	2	6	8	1	7	14	1	4	0	1	18	
23	Borja Fernandez	F 25:41	3-6	0-1	1-2	1	5	6	1	1	7	2	2	0	0	19	
1	Xavier Bishop	G 26:41	6-9	2-4	8-8	0	5	5	2	8	22	4	1	1	0	5	
5	Amin Adamu	G 30:56	4-7	1-1	5-6	0	1	1	2	5	14	6	2	2	0	10	
11	Tyler Patterson	G 20:30	3-3	3-3	0-0	0	2	2	2	0	9	0	0	2	0	8	
0	Abdul Mohamed	G 13:12	4-5	0-0	0-0	0	0	0	4	1	8	0	0	0	0	-5	
3	Finn Floute	07:41	0-0	0-0	1-2	1	1	2	1	1	1	2	0	0	0	-5	
2	Nick Gazelas	21:51	4-8	3-5	0-0	0	1	1	0	1	11	1	0	1	0	9	
12	Mike Hood	07:00	0-2	0-1	0-0	0	1	1	4	0	1	1	1	0	0	0	
24	Kellen Tynes	14:09	2-4	1-2	0-0	0	1	1	1	0	5	3	1	0	0	6	
Team						2	1	3		0	2						
Totals			30-54	10-18	21-24	6	24	30	18	24	91	19	15	6	1	1	13

Technical Fouls: NONE

Shooting By Period		
1st FG%	18-29	62.1%
3PT%	7-11	63.6%
FT%	6-6	100%
2nd FG%	12-25	48.0%
3PT%	3-7	42.9%
FT%	15-18	83.3%
GM FG%	30-54	55.6%
3PT%	10-18	55.6%
FT%	21-24	87.5%
Dead Ball Rebounds: 1.0		

UNLV - 78

Record: 0-1

NO.	Name	Min	FG M-A	3P M-A	FT M-A	Rebounds OR DR TOT	Fouls Fouls Pk	TP	AS	TO	ST	Blocks BS	+/-			
34	Cheikh Mbacke Diong	F 30:11	1-1	0-0	0-0	2	3	5	2	0	2	1	1	0	-13	
3	Caleb Grill	G 33:59	3-8	3-8	4-5	0	2	2	3	4	13	2	3	1	0	-8
5	David Jenkins Jr.	G 29:24	2-9	1-5	2-3	1	3	4	5	2	7	3	1	0	0	-15
13	Bryce Hamilton	G 38:30	10-19	1-3	6-8	3	5	8	3	7	27	4	6	0	0	-17
31	Marvin Coleman	G 31:56	3-8	1-1	1-1	0	3	3	5	2	8	5	4	1	0	-13
22	Nick Blake	22:27	5-7	4-6	2-2	1	3	4	1	1	16	3	1	1	0	6
30	Devin Tillis	04:25	0-1	0-1	0-0	0	0	0	4	0	0	2	0	0	0	0
1	Moses Wood	08:00	1-2	1-1	2-2	0	0	0	1	2	5	0	0	1	0	2
10	Edoardo Del Cadia	01:08	0-0	0-0	0-0	0	0	0	0	0	0	0	0	0	0	-7
Team						2	1	3			0		0			
Totals			25-55	11-25	17-21	9	20	29	24	18	78	18	4	1	1	-13
Technical Fouls: None																

Technical Fouls: NONE

Shooting By Period		
1st FG%	10-30	33.3%
3PT%	3-12	25.0%
FT%	8-11	72.7%
2nd FG%	15-25	60.0%
3PT%	8-13	61.5%
FT%	9-10	90%
GM FG%	25-55	45.5%
3PT%	11-25	44.0%
FT%	17-21	81.0%
Dead Ball Rebounds: 1.0		

MSU			UNLV		
Biggest lead	22	(2nd 14:09)	3	(1st 18:39)	
Best Scoring Run	9	(1st 4:41)	7	(2nd 0:13)	
Lead Changes	3				
Times Tied	3				
Time with Lead	34:56		01:35		
Turnovers			MSU/UNLV		
Turnovers	15	12			
Points			MSU		
Points	38	18			
Second Chance			UNLV		
Second Chance	3	4			
Fast Breaks			UNLV		
Fast Breaks	8	12			
Bench			UNLV		
Bench	25	21			

North Carolina - 78

Record: 2-0

NO.	Name	Min	FG	3P	FT	Reb	OR	DR	TOT	FF	FD	TP	AS	TO	ST	Blocks	BS	BA	+/-
5	Armando Bacot	F 19:43	4-4	0-0	4-4	2	3	5	3	3	12	1	3	0	0	0	0	0	21
15	Garrison Brooks	F 23:25	5-13	0-0	4-8	3	4	7	1	6	14	1	1	3	0	1	1	0	13
1	Leaky Brooks	G 24:28	1-9	1-3	2-2	4	6	10	1	2	5	2	0	2	1	0	0	0	26
2	Caleb Love	G 27:42	2-9	0-5	2-4	0	3	3	1	2	6	4	3	1	3	1	1	0	21
4	RJ Davis	G 27:47	5-9	3-4	3-3	2	4	6	1	2	16	1	1	0	0	0	0	14	
3	Andrew Platek	15:30	4-6	2-4	1-2	1	2	3	3	3	11	0	2	0	0	0	0	12	
11	Day'Ron Sharpe	16:17	0-0	0-0	1-4	1	5	6	1	3	1	1	4	0	1	0	1	0	16
13	Walker Kessler	14:10	3-3	0-0	1-1	4	2	6	0	2	7	0	0	1	0	0	1	0	13
24	Kerwin Walton	12:49	1-2	1-2	0-0	0	2	2	0	0	3	1	0	0	0	0	0	0	16
14	Puff Johnson	03:10	0-1	0-1	0-0	0	1	1	2	0	0	0	1	0	0	0	0	1	1
22	Walker Miller	04:46	0-1	0-0	2-2	1	0	1	2	1	2	0	0	0	0	0	0	0	-6
35	Ryan McAdoo	03:48	0-1	0-0	0-0	0	0	0	0	0	0	0	1	0	0	0	0	0	-4
30	K.J. Smith	03:07	0-1	0-0	1-2	0	1	1	0	1	1	0	0	0	0	0	1	0	-2
25	Creighton Lebo	01:39	0-1	0-1	0-0	0	0	0	0	0	0	0	0	0	0	0	0	0	-3
34	Duwe Farris	01:39	0-0	0-0	0-0	0	1	1	0	0	0	0	0	0	0	0	0	0	-3
Team						1	1	2	0	0	0	0							
Totals			25-60	7-20	21-32	19	35	54	15	25	78	11	16	7	5	3	27		

Technical Fouls: NONE

UNLV - 51

Record: 0-2

NO.	Name	Min	FG M-A	3P M-A	FT M-A	Rebounds OR DR TOT	Fouls PF F	TP	AS	TO	ST	Blocks BS BA	+/-				
34	Cheikh Mbacke Diong	F 20:45	2-2	0-0	0-0	2	3	5	4	0	0	0	1	-9			
3	Caleb Grill	G 31:00	3-10	3-9	1-3	0	4	4	2	1	10	1	2	4	0	-20	
5	David Jenkins Jr.	G 20:08	1-9	1-8	1-2	1	1	2	2	2	4	0	3	0	0	1	-15
13	Bryce Hamilton	G 30:01	7-19	1-6	0-1	0	4	4	1	4	15	2	3	1	0	1	-30
31	Marvin Coleman	G 29:09	2-4	1-3	1-4	0	0	0	4	5	6	3	1	2	0	0	-18
1	Moses Wood	21:14	1-8	1-5	0-0	3	3	6	2	0	3	0	1	0	0	0	-23
30	Devin Tillis	15:31	0-3	0-2	0-0	1	0	1	5	0	0	0	1	2	0	1	-14
22	Nick Blake	13:56	2-5	1-3	2-2	1	2	3	1	7	0	2	0	1	1	0	-10
15	Peace Brown	08:41	0-0	0-0	0-0	1	0	1	4	0	0	0	1	1	0	0	-2
10	Edoardo Del Cadia	05:47	0-0	0-0	2-3	2	1	3	0	2	2	0	1	0	0	0	2
0	Donavan Yap	03:48	0-2	0-1	0-0	0	0	0	0	0	0	0	1	0	0	0	-4
Team						3	3	6				0				2	
Totals			18-62	8-37	7-15	14	21	35	25	15	51	7	17	10	3	5	-27
Technical Fouls: NONE																	

Technical Fouls: NONE

UNC			UNLV		
Biggest lead	33	(2nd 5:03)	13	(1st 16:24)	
Best Scoring Run	11	(1st 1:58)	13	(1st 16:24)	
Lead Changes	1				
Times Tied	2				
Time with Lead	23:24		14:17		
Turnovers			UNC/UNLV		
Turnovers	21	13			
Points			UNC		
Points	32	18			
Second Chance			UNLV		
Second Chance	21	9			
Fast Breaks			UNLV		
Fast Breaks	11	10			
Bench			UNLV		
Bench	25	12			

RUNNIN' REBELS FALL IN MAUI INVITATIONAL OPENER TO NO. 14 NORTH CAROLINA, 78-51

UNLV raced out to 13-0 lead to start the game, but Tar Heels proved to be too much in Asheville, North Carolina

ASHEVILLE, N.C. (UNLVRebels.com) - The UNLV men's basketball team raced out to a 13-0 lead over No. 14 North Carolina in the opening round of the Maui Invitational, November 30 at Harrah's Cherokee Center - Asheville, but the Tar Heels ended up winning going away, 78-51.

The Tar Heels (2-0) had four players score in double figures, led by RJ Davis' 16. North Carolina's Leaky Black pulled down a game-high 10 rebounds.

Runnin' Rebel junior guard Bryce Hamilton led the team in scoring with 15 points, marking his 21st straight game with double-figure points. Sophomore guard Caleb Grill added 10 points for UNLV (0-2).

UNLV started the contest making all five of its field-goal attempts, including three 3-pointers, while North Carolina went scoreless for the first 6:16 of the game (0 of 8 from the field).

THE TURNING POINT: After starting the game 0 of 8, North Carolina made 7 of 9 from the field and used a 19-7 run to cut its deficit to one. The Tar Heels closed the first half on a 15-3 spurt to lead 37-30 at the break. North Carolina then started the second half outscoring UNLV 13-1 to take a 50-31 lead.

STAT OF THE GAME: UNLV made just 3 of 21 3-point attempts in the second half, finishing the game 8 of 37 (21.6 percent) from deep.

QUOTABLE: "We were building our confidence offensively by the great job we started doing defensively. We were very intentional, our guys were in the right spots and we were able to play with a little more pace and flow to our offense. As the game wore on, they picked up the pressure, brought some presses, some traps, denied entries more on the wings and we didn't do the job we needed to do to be stubborn to get open. We didn't cut well enough to put ourselves in great position and eventually it pushed us out on the floor and we were running our offense at 35-40 feet, which is a challenge. We have got to do a better job using our competitive spirit on every cut, every catch, every pass, especially against a team with the size and length of North Carolina." - UNLV head coach T.J. Otzelberger

NOTES:

- The tournament was moved to the mainland because of the COVID-19 pandemic and was played with no fans in attendance.
- Grill led UNLV in made 3-pointers, making three for the second straight game.
- North Carolina more than doubled UNLV's free-throw attempts (32-15). UNLV made just 7 of 15 from the free-throw line, while the Tar Heels went 21 of 32.
- North Carolina shot 41.7 percent from the field (25 of 60), while UNLV was at 29.0 percent (18 of 62).
- North Carolina outscored UNLV 32-18 in points in the paint and 21-9 on second-chance points. The Tar Heels' bench outscored UNLV's 25-12.
- This marked the sixth all-time meeting between the two schools in men's basketball. North Carolina now leads the all-time series 5-1.
- This is UNLV's fourth all-time Maui Invitational appearance and the loss dropped the Runnin' Rebels' to 5-5 in the event.
- UNLV has made at least one 3-pointer in a NCAA-record 1,104 straight games.

RUNNIN' REBELS DROP SEASON OPENER TO MONTANA STATE, 91-78

Bobcats shot 62.1 percent in the first half November 25 at the Thomas & Mack Center

LAS VEGAS (UNLVRebels.com) - The UNLV men's basketball team (0-1) lost its season opener against Montana State, 91-78, November 25 at the Thomas & Mack Center.

The Bobcats (1-0) had three players score in double figures, led by Xavier Bishop's 22 points on 6 of 9 shooting and 8 of 8 from the free-throw line.

The Runnin' Rebels also had three in double figures, with junior guard Bryce Hamilton leading all scorers with a game-high 27 points.

THE TURNING POINT: Montana State used a 26-8 run to take a 17-point lead at 35-18 with 4:41 left in the first half. The Bobcats led 49-31 at the break.

STAT OF THE GAME: Montana State shot 62.1 percent from the field in the first half (18 of



Official Basketball Box Score - Final
UNLV at Alabama
12/01/20 Harrah's Cherokee Center, Asheville
2020-21 Men's Basketball

Game Time: 9:30 PM
Game Duration: 1:49

Officials: Jeff Clark, Tim Kelly, Keith Fogleman

UNLV - 74		Record: 0-3														
NO. Name	Min	FG	3P	FT	Rebounds	Fouls	TP	AS	TO	ST	Blocks	+/-	Shooting By Period			
34 Cheikh Mbacke Diong	34:18	1-1	0-0	0-0	1 8 9	1 4	2	0	1	0	1	0	-10	1ST	FG	16-36 44.4%
3 Caleb Grill	35:57	10-17	7-12	0-0	1 5 6	3 0	27	2	2	3	0	0	-7	2ND	FG	6-17 35.3%
5 David Jenkins Jr.	24:22	4-14	4-10	0-0	0 0 0	4 2	12	1	2	0	0	0	-8	3RD	FG	13-33 39.4%
13 Bryce Hamilton	37:53	7-21	1-5	2-2	1 6 7	5 2	17	4	2	2	0	3	-10	4TH	FG	7-16 43.8%
31 Marvin Coleman	35:48	5-11	0-3	1-2	2 3 3	3 2	11	5	1	0	0	0	-7	FT	%	34 79.5%
1 Moses Wood	22:01	1-4	0-2	0-0	2 6 8	2 0	2	1	1	1	0	0	-9	GM FG	%	29-69 42.0%
22 Nick Blake	03:24	0-0	0-0	0-0	0 1 1	0 0	0	0	0	0	0	0	-4	FT	%	33-39 84.6%
30 Devin Tillis	06:17	1-1	1-1	0-0	0 1 1	1 0	3	0	0	0	0	0	-5	FT	%	3-4 75.0%
Team					1 1 2	0		1						Dead Ball Rebounds: 3.0		
Totals	29:69	13-33	3-4	7	30	37	19	10	74	13	10	6	2 4 -12			

Technical Fouls: NONE

Alabama - 86		Record: 2-1																	
NO. Name	Min	FG	3P	FT	Rebounds	Fouls	TP	AS	TO	ST	Blocks	+/-	Shooting By Period						
		M	A	M	A	O	R	TOT	FF	FD	B	S	A	1st	FG	12-30	40.0%		
2 Jordan Bruner	16:16	0-1	0-1	2-2	1	6	7	2	2	4	4	2	0	3PT	M	A	83.3%		
1 Herbert Jones	34:34	7-9	1-3	1-3	1	3	4	3	5	16	2	2	1	FT	M	A	75%		
5 Jaden Shackelford	28:06	4-10	3-7	2-5	0	5	5	0	5	13	4	0	1	2nd FG	M	A	56.7%		
13 Jahvon Quinerly	30:05	6-11	1-4	6-6	1	3	4	2	3	19	4	2	0	3PT	M	A	71.7		
22 John Petty Jr.	33:25	7-12	6-10	2-3	0	4	4	0	3	22	6	1	0	1	FG	M	A	61.8%	
11 Joshua Primo	16:33	4-8	3-6	0-0	1	2	3	1	0	11	0	0	0	GM	M	A	46.3%		
3 Alex Reese	14:54	1-6	1-6	0-0	0	5	5	1	1	3	0	0	0	3PT	M	A	15.0		
33 James Rojas	16:07	0-3	0-3	0-0	0	3	3	1	0	0	1	1	0	FT	M	A	33.3%		
Team					1	0	1	0	0	0	0			Dead Ball Rebounds: 2.0					
Totals		29-60		15-40		13-19		5	31	36	10	19	86	21	11	4	4	2	12

Technical Fouls: NONE

UNLV		ALA	
Biggest lead	7 (1 st 11:00)	14 (2 nd 5:45)	
Best Scoring Run	12 (1 st 15:24)	8 (2 nd 18:33)	
Lead Changes	4		
Times Tied	5		
Time with Lead	13:48	23:56	
Points from	UNLV	ALA	
Turnovers	17	7	
Paint	26	28	
Second Chance	9	5	
Fast Breaks	9	16	
Bench	5	14	
Period by Period Scoring	1st	2nd	TOT
UNLV	38	36	74
ALA	38	48	86

ALABAMA GETS PAST RUNNIN' REBELS 86-74 IN ASHEVILLE

UNLV sophomore guard Caleb Grill scored a career-high 27 points with seven 3-pointers during second day of Maui Invitational

ASHEVILLE, N.C. (UNLVRebels.com) - UNLV sophomore guard Caleb Grill scored a career-high 27 points, shooting 7 of 12 from 3-point range, but the UNLV men's basketball team lost 86-74 to Alabama on the second day of the Maui Invitational December 1 at Harrah's Cherokee Center - Asheville.

Alabama (2-1) had five players score in double figures, led by John Petty Jr.'s 22 points. He was 6 of 10 on 3-pointers and also dished out six assists.

UNLV (0-3) had four players score 11 or more, including 17 from Bryce Hamilton, 12 from David Jenkins Jr. and 11 from Marvin Coleman.

THE TURNING POINT: With the game tied at 53 with about 14 minutes to play, Alabama outscored the Runnin' Rebels by 14 over an eight-minute stretch to take a 74-60 lead - its largest of the game - with 5:45 to go.

STAT OF THE GAME: There were a total of 73 3-pointers attempted combined. UNLV went 13 of 33 (39.4%), while Alabama was 15 of 40 (37.5%).

QUOTABLE: "For long stretches today our guys played really well, but we had some key moments where our focus and our effort wasn't quite as good as it needed to be. Overall, I thought there were 30-32 minutes of really good basketball and something to build on, but for us to get to where we need to be as a team and to be successful in a game like this we can't have those lapses and stretches where we let them get going. I thought there was one to start the game, one to start the second half and then another one in the balance there just around that eight minute media. So those three stretches got the best of us and we have to continue to work and build and put together a 40-minute game." - UNLV head coach T.J. Otzelberger

NOTES:

- The tournament was moved to the mainland because of the COVID-19 pandemic and was played with no fans in attendance.
- Grill was 10 of 17 from the field and grabbed six rebounds. He also recorded three steals and two assists.
- It marked the third straight game that Grill has scored in double figures and he has made at least three 3-pointers in each contest this season.
- Grill's seven 3-pointers were the most by a UNLV player since Jovan Mooring made 7 vs. Air Force during the 2016-17 season.
- UNLV's Mbacke Diong led all players with nine rebounds, while Moses Wood collected eight.
- Alabama recorded 21 assists on 29 made field goals.
- The game was tied at the half, 38-38.
- There were four lead changes and five ties throughout the game.
- UNLV outscored Alabama 17-7 on points off turnovers, while Alabama's bench outscored UNLV's 14-5.
- This marked the first meeting all-time between the two schools in men's basketball.
- This is UNLV's fourth all-time Maui Invitational appearance and the loss dropped the Runnin' Rebels' to 5-6 in the event.
- UNLV has made at least one 3-pointer in a NCAA-record 1,105 straight games.



Official Basketball Box Score - Final
Davidson at UNLV
12/02/20 Harrah's Cherokee Center, Asheville
2020-21 Men's Basketball

Game Time: 9:30 PM
Game Duration: 2:06

Officials: Nate Harris, Tony Crisp, Tim Kelly

Davidson - 77		Record: 2-2													
NO. Name	Min	FG M-A	3P M-A	FT M-A	Rebounds OR DR TOT	Fouls PF FF	TP	AS	TO	ST	Blocks BS BA	+/-	Shooting By Period		
3 Sam Mennenga	18:48	1-5	0-1	0-0	1 4 5	1 1	2	1	2	0	0	5	1st FG% 13.23	56.3%	
35 Luka Brakjovic	F 25:28	3-5	2-3	2-3	2 3 5	3 2	10	1	1	0	1	0	FT% 12-12	100%	
1 Hyunjung Lee	G 35:15	7-13	3-8	4-4	0 6 6	1 4	21	1	4	0	0	4	2nd FG% 9.22	40.0%	
24 Carter Collins	G 23:28	3-5	2-3	10-11	0 2 2	2 6	18	2	0	1	0	-8	3PT% 5-13	38.8%	
31 Kellan Grady	G 37:50	7-12	1-4	7-11	0 5 5	3 7	22	3	2	0	1	0	FT% 13-19	68.4%	
13 Michael Jones	B 26:29	0-4	0-3	0-0	0 2 2	3 0	0	1	1	1	1	5	GM FG% 22-45	49%	
32 Nelson Boschie-Yiadom	B 16:58	1-1	0-0	0-0	0 3 3	1 1	2	1	1	0	0	-4	3PT% 2-22	9.1%	
25 Bates Jones	B 08:46	0-0	0-0	2-2	1 3 4	3 1	2	0	0	1	0	7	FT% 25-31	80.6%	
5 Grant Huffman	B 03:43	0-0	0-0	0-0	1 1 2	0 1	0	1	0	0	0	0	Dead Ball Rebounds: 3.0		
12 David Kristensen	B 03:13	0-0	0-0	0-0	0 0 0	0 1	0	0	0	0	0	5			

Technical Fouls: NONE

UNLV - 73		Record: 0-4		Technical Fouls: NONE									
NO. Name	Min	FG	3P	FT	Rebounds	Fouls	TP	AS	TO	ST	Blocks	+/-	
		MA	MA	MA	OR	OT					SS		
34 Cheikh Mbacke Diong	22:17	2-3	0-0	0-1	5	6	1	4	0	1	0	-8	
3 Caleb Grill	36:00	2-8	2-7	0-0	2	2	4	6	2	0	1	-3	
5 David Jenkins Jr.	32:02	6-13	4-8	2-3	0	1	5	2	0	1	0	-1	
13 Bryce Hamilton	31:25	9-17	3-7	6-8	0	4	4	3	7	27	4	5	
1 Marvin Coleman	33:28	2-7	0-3	3-3	0	2	2	4	2	7	1	-8	
1 Moses Wood	18:02	1-4	1-3	0-0	1	2	3	1	3	0	1	-3	
30 Devin Tillis	13:31	1-4	1-3	3-3	0	1	1	3	2	0	2	7	
22 Nick Blake	06:46	1-2	0-1	0-0	0	0	0	1	2	0	1	-8	
10 Edoardo Del Cadia	06:29	0-0	0-0	0-0	0	2	2	3	1	0	0	-1	
Team					2	0	2	0					
Totals	24:58	11-32	14-18	6	19	25	24	17	73	7	8	7 2 3 -4	
Shooting By Period													
#1 FG: 9-28 33.3%													
3PT%: 5-15 33.3%													
FT%: 6-8 75.0%													
2nd FG: 15-30 50.0%													
3PT%: 6-17 35.3%													
FT%: 8-10 80.0%													
GM FG%: 24-58 41.4%													
3PT%: 11-32 34.4%													
FT%: 14-18 77.8%													
Dead Ball Rebounds: 21													

Technical Fouls: NONE

DAV		UNLV	
Biggest lead	14 (2 nd 15:50)	3 (1 st 19:32)	
Best Scoring Run	10 (1 st 3:09)	6 (2 nd 5:35)	
Lead Changes	5		
Times Tied	5		
Time with Lead	34:03	02:16	
Points from	DAV	UNLV	
Turnovers	9	19	
Paint	16	18	
Second Chance	8	0	
Fast Breaks	0	8	
Bench	4	11	
Period by Period Scoring	1st	2nd	TOT
DAV	41	36	77
UNLV	29	44	73

UNLV BATTLES BACK BUT COMES UP SHORT IN 77-73 LOSS TO DAVIDSON IN ASHEVILLE

Junior guards Bryce Hamilton and David Jenkins Jr. led UNLV with season highs of 27 and 18 points, respectively

ASHEVILLE, N.C. (UNLVRebels.com) - UNLV junior guards Bryce Hamilton and David Jenkins Jr. both scored season highs and the Runnin' Rebels fought back to cut their deficit to just two points late, but the UNLV men's basketball team came up short in a 77-73 loss to Davidson in the Maui Invitational finale December 2 at Harrah's Cherokee Center - Asheville.

Davidson (2-2) had four players score in double figures and was led by Kellan Grady's 22 points and Hyunjung Lee's 21 points.

Hamilton tied his season-high with 27 points, while Jenkins Jr. added 18 points for UNLV (0-4). Jenkins Jr. shot 4 of 8 on 3-pointers.

BATTILING BACK: After trailing by as many as 14 points (51-37) with 13 minutes left in the game, the Runnin' Rebels fought back to cut the deficit to just three points at 60-57 with five minutes to go, then two points late.

STAT OF THE GAME: Davidson shot 56.5% in the first half (13 of 23), finishing the game at 48.9% (22 of 45).

QUOTEABLE: "I was proud of the competitive spirit that we had as the game wore on, our guys kept fighting. They really wanted to win that game, and they were highly disappointed in that locker room - there's a lot of care factor. I know that we're getting better. I feel like each night out there's been improvement. We've minimized some of the mistakes that has caused challenges in each game. When we can put together 40 minutes with the tremendous sense of urgency that we had down the stretch in this game in particular defensively, I know we're going to be a really good team. We want to win every game, but we're getting better and look forward to getting back on the practice floor with our guys, and really getting to work." - UNLV head coach T.J. Otzelberger

NOTES:

- The tournament was moved to the mainland because of the COVID-19 pandemic and was played with no fans in attendance.
- Hamilton also dished out a game-high four assists and recorded two steals. He scored 11 of his points in the final 1:30 of the game.
- Hamilton has scored in double figures in 23 straight games and this marked his 12th-career 20-point scoring game.
- UNLV shot 50% in the second half (15 of 30) after just 32.1% during the first 20 minutes (9 of 28).
- Davidson shot 31 free throws to UNLV's 18.
- UNLV scored 19 points off 13 Davidson turnovers, while Davidson scored nine points off eight UNLV miscues.
- Davidson out-rebounded UNLV 36-25.
- Davidson led 41-29 at the half.
- There were five lead changes and five ties throughout the game.
- This marked the first meeting all-time between the two schools in men's basketball.
- This is UNLV's fourth all-time Maui Invitational appearance and the loss dropped the Runnin' Rebels' to 5-7 all-time in the event.
- UNLV has made at least one 3-pointer in a NCAA-record 1,106 straight games.



Official Basketball Box Score - Final
UNLV at Kansas St.
12/05/20 Bramlage Coliseum, Manhattan
2020-21 Men's Basketball

Game Time: 7:00 PM
Game Duration: 1:59

Officials: Kipp Kissinger, Kelly Self, Marques Pettigrew

UNLV - 68		Record: 1-4												
NO.	Name	Min	FG	3P	FT	Rebounds	Fouls	TP	AS	TO	ST	Blocks	BA	+/-
34	Cheikh Mbakke Diong	F 12:51	1-2	0-0	4-6	2 3 5	5 3	6	0	2	0	0	0	11
3	Caleb Grill	G 29:05	5-8	2-5	0-0	0 4 4	3 0	12	2	0	2	0	0	25
5	David Jenkins Jr.	G 30:26	9-17	7-13	0-0	2 2 1	1 3	25	0	4	0	0	0	1
13	Bryce Hamilton	G 35:28	8-15	2-5	0-0	1 7 8	0 1	18	6	4	0	0	1	12
31	Marvin Coleman	G 34:33	1-4	0-1	0-0	1 4 5	2 4	2	4	2	1	0	0	8
1	Moses Wood	23:52	0-1	0-1	0-0	0 2 2	0 2	0	1	1	2	2	0	-1
30	Devin Tillis	12:14	0-0	0-0	0-0	0 0 0	1 0	0	0	1	1	0	0	-8
22	Nick Blake	13:55	2-3	1-2	0-0	0 0 0	0 0	5	2	0	1	0	0	4
10	Edoardo Del Cadia	07:36	0-0	0-0	0-0	2 1 3	0 0	0	0	1	0	0	0	-2
Team						0 1 1		0	1					
Totals			26-50	12-27	4-6	6 24 30	12 13	68	15	16	7	2	1	10
Technical Fouls: NONE														

Kansas St. - 58		Record: 1-3												
NO.	Name	Min	FG	3P	FT	Rebounds	Fouls	TP	AS	TO	ST	Blocks	BA	+/-
1	Kaposi Ezeagu	F 17:55	1-2	0-0	0-0	1 2 3	3 1	2	0	3	0	0	0	-13
11	Antonio Gordon	F 29:00	2-9	0-4	0-0	5 4 9	1 2	4	1	3	1	0	0	-10
00	Mike McGuiri	G 32:39	5-13	2-5	5-6	0 3 3	2 3	17	1	2	2	0	0	-7
3	Daljuan Gordon	G 34:31	3-9	2-4	1-2	1 1 2	1 1	9	2	1	0	0	0	-15
24	Nijel Pack	G 35:08	4-11	1-4	0-0	2 3 5	1 1	9	7	0	0	0	0	-11
2	Selton Miguel	21:00	2-7	1-5	0-0	1 0 1	2 0	5	0	2	0	0	0	-3
4	Sereyee Lewis	01:27	0-0	0-0	0-0	0 0 0	1 0	0	0	0	0	0	0	-3
5	Rudi Williams	16:02	3-7	1-2	0-0	1 4 5	0 1	7	2	1	1	0	1	0
21	Davion Bradford	12:18	2-3	0-0	1-1	1 1 2	2 3	5	0	0	0	0	0	6
Team						2 0 2		0	0					
Totals			22-61	7-24	7-9	14 18 32	13 12	58	13	12	4	1	2	-10
Technical Fouls: NONE														

	UNLV	KState
Biggest lead	13 (2 nd 0:13)	0 (1 st 20:00)
Best Scoring Run	8 (2 nd 3:10)	8 (1 st 8:33)
Lead Changes	0	
Times Tied	3	
Time with Lead	38:00	00:00

Points from Turnovers	UNLV	KState
Paint	18	26
Second Chance	7	14
Fast Breaks	11	2
Bench	5	17

Period by Period Scoring	1st	2nd	TOT
UNLV	31	37	68
KState	30	28	58

RUNNIN' REBELS WIN AT KANSAS STATE, 68-58

David Jenkins Jr.'s seven 3-pointers power Runnin' Rebels to season's first victory in Manhattan, Kansas

MANHATTAN, Kan. (UNLVRebels.com) - Powered by UNLV junior guard David Jenkins Jr.'s seven 3-pointers and season-high 25 points, the UNLV men's basketball team notched its first victory of the season with a 68-58 win over Kansas State at Bramlage Coliseum on Dec. 5.

The Runnin' Rebels (1-4) had three players score in double figures as junior guard Bryce Hamilton added 18 points with team-highs of eight rebounds and six assists (career high), and sophomore guard Caleb Grill, a Wichita, Kansas, native, playing in front of family and friends, contributed 12 points.

K-State (1-3) was led by Mike McGuiri's 17 points.

UNLV'S BIG THREE: Jenkins Jr., Hamilton and Grill combined to score 55 of UNLV's 68 total points on 22 of 40 shooting, including 11 of 23 on 3-pointers.

STAT OF THE GAME: It marked UNLV's first game of the season shooting 50 percent or better from the field. The Runnin' Rebels were 26 of 50 for 52%.

QUOTABLE: "I'm proud of our guys as we continue to improve, and we continue to have more intent, desperation. We don't have enough margin for error on our ball club to be complacent or comfortable at any point in the game. We've got to be the team that plays the hardest and the most together, and tonight, that was the case. I'm really proud because I felt like across the board we had contributions in a positive way from everybody - that's what you're going to need especially to win a game on the road against a power five team." - UNLV Head Coach T.J. Otzelberger

NOTES:

- The game was played in front of a small crowd as K-State allowed fans at 15 percent of its arena's capacity.
- It marked UNLV's first win in a true road game against a Big 12 opponent since defeating Texas Tech (74-66) in Lubbock on Dec. 28, 2006.
- Hamilton has scored in double figures in 24 straight games.
- Jenkins Jr.'s has now scored in double figures in three straight contests after starting the season with 11 total points in his first two games.
- UNLV was 12 of 27 from 3-point range (44.4%) and it marked the Runnin' Rebels' fourth game of the season with 10 or more 3-pointers made.
- Jenkins Jr. is UNLV's second player with seven 3-pointers in a game this season. Grill also made seven vs. Alabama on Tuesday in Asheville, North Carolina at the Maui Invitational.
- UNLV held Kansas State to just 36.1% on field goals and 29.2% on 3-pointers.
- The Runnin' Rebels led in fast-break points, 11-2.
- UNLV held a one-point halftime lead (31-30). It was its first lead at the break this season.
- It was UNLV's eighth all-time meeting with Kansas State and its first in Manhattan since 1982. The Runnin' Rebels improved to 5-3 all-time vs. the Wildcats.
- UNLV has made at least one 3-pointer in a NCAA-record 1,107 straight games.



Official Basketball Box Score - Final
UNLV at Colorado St.
01/07/21 Moby Arena, Fort Collins
2020-21 Men's Basketball

Game Time: 6:00 PM
Game Duration: 1:54

Officials: D.G. Nelson, Eric Anderson, Wilson Holland

UNLV - 71		Record: 1-5 (0-1)												
NO.	Name	Min	FG	3P	FT	Rebounds	Fouls	TP	AS	TO	ST	Blocks	BA	+/-
10	Edoardo Del Cadia	F 19:05	4-4	0-0	0-0	2 5 7	5 0	8	2	2	0	0	0	-1
34	Cheikh Mbakke Diong	F 30:38	4-7	0-0	1-2	5 7 12	2 5	9	1	0	1	1	1	3
3	Caleb Grill	G 33:49	4-10	3-8	0-1	1 1 2	2 1	11	3	1	1	0	1	-12
5	David Jenkins Jr.	G 32:45	2-11	1-4	6-9	0 5 5	1 7	11	3	2	2	0	1	-5
13	Bryce Hamilton	G 35:56	10-26	2-10	1-2	0 6 6	3 2	23	0	0	0	3	4	-3
1	Moses Wood	16:15	0-1	0-0	0-0	0 3 3	3 0	0	2	1	0	0	0	-14
22	Nick Blake	16:52	3-7	1-3	0-0	0 3 3	5 0	7	1	3	1	0	0	12
15	Rreece Brown	14:40	1-1	0-0	0-0	3 2 5	3 0	2	0	1	0	0	0	5
Team						1 1 2		0						
Totals			28-67	7-25	8-14	12 33 45	24 15	71	12	10	8	1	7	3
Technical Fouls: NONE														

Colorado St. - 74		Record: 7-2 (4-1)												
NO.	Name	Min	FG	3P	FT	Rebounds	Fouls	TP	AS	TO	ST	Blocks	BA	+/-
10	James Moors	F 15:49	0-1	0-0	2-6	0 0 0	1 3	2	2	2	0	1	0	-6
21	David Roddy	F 32:40	6-12	3-7	5-5	1 4 5	1 4	18	1	0	0	2	1	2
31	Adam Thislewood	F 31:32	1-5	0-3	0-0	0 6 6	2 0	2	0	0	0	2	0	2
3	Kendle Moore	G 31:39	5-9	5-8	0-0	0 2 2	4 4	15	3	2	0	0	0	2
4	Isaiah Stevens	G 35:59	8-15	3-6	6-7	0 6 6	1 9	25	4	3	0	0	0	5
1	John Tonje	18:00	0-5	0-5	0-0	2 2 4	1 2	0	1	1	0	0	0	3
5	P.J. Byrd	14:30	1-2	0-0	0-0	0 2 2	1 1	2	2	0	1	1	0	1
11	Dischon Thomas	14:20	3-5	1-1	3-4	1 5 6	3 3	10	0	1	0	1	0	5
23	Isaiah Rivera	05:31	0-1	0-0	0-0	0 1 1	1 0	0	0	0	0	0	0	3
Team						0 1 1		0	0					
Totals			23-55	12-30	16-22	4 29 33	15 24	74	13	10	3	7	1	3
Technical Fouls: NONE														

	UNLV	CSU
Biggest lead	13 (2 nd 8:52)	5 (1 st 9:26)
Best Scoring Run	8 (1 st 4:38)	11 (2 nd 7:09)
Lead Changes	12	
Times Tied	3	
Time with Lead	28:54	09:25

Points from Turnovers	UNLV	CSU
Paint	30	22
Second Chance	8	9
Fast Breaks	10	23
Bench	9	12

Period by Period Scoring	1st	2nd	TOT
UNLV	35	36	71
CSU	34	40	74

RUNNIN' REBELS RETURN AFTER LONG LAYOFF BUT FALL SHORT AT CSU, 74-71

After 33 days between games, UNLV drops Mountain West opener despite Bryce Hamilton's 23 points

FORT COLLINS, Colo. (UNLVRebels.com) - After 33 days between games, the UNLV men's basketball team returned to action but lost its Mountain West opener at Colorado State, 74-71, January 7 at Moby Arena.

UNLV (1-5, 0-1) had three players score in double figures, led by Bryce Hamilton's 23 points, while Caleb Grill and David Jenkins Jr. each contributed 11 points. Mbakke Diong was just shy of his first double-double of the season with nine points and a game-high 12 rebounds.

CSU (7-2, 4-1) also had four players in double-figure scoring, led by Isaiah Stevens' 25 points on 8 of 15 shooting.

TURNING POINT: UNLV held its largest lead of the game at 59-46 with 8:52 to play, but Colorado State used a 14-2 run over the next 1:43 to cut its deficit to just a point at 61-60 with 7:09 to go.

BACK AND FORTH: There were 12 lead changes and three ties throughout the contest.

QUOTABLE: "I was proud of the effort that our guys brought. Certainly, we've had some challenges. At the same time, we didn't come here for a moral victory or a pat on the back or a good try. We came here to win the game and we didn't get the job done. So, everything that we do between now and Saturday is going to be to be very intentional with our effort, our preparation, our focus, our physicality and our toughness because we need to win that game on Saturday." - UNLV head coach T.J. Otzelberger

NOTES:

- UNLV's Marvin Coleman and Devin Tillis both did not travel to Fort Collins. Coleman was out due to medical reasons and Tillis is in concussion protocol.
- Edoardo Del Cadia made his first start as a Runnin' Rebel in Coleman's place, recording career highs of eight points and seven rebounds, while shooting 4 of 4 from the field.
- Hamilton, who has now scored in double figures in 25 straight games and has scored 20 or more points 13 times in his career, also collected six rebounds and recorded three steals.
- UNLV outrebounded CSU 45-33.
- CSU blocked a UNLV-opponent season-high seven shots.
- The Rams made 12 3-pointers to UNLV's seven.
- UNLV led in points in the paint 30-22, but CSU outscored UNLV in fast-break points 23-10.
- No fans were permitted to attend the game.
- UNLV held a one-point lead at the half, 35-34.
- UNLV has made at least one 3-pointer in a NCAA-record 1,108 straight games.



	Official Basketball Box Score - Final										Game Time: 2:00 PM
	UNLV at Colorado St.										Game Duration: 2:00
	01/09/21 Moby Arena, Fort Collins 2020-21 Men's Basketball										

	Official Basketball Box Score - Final										Game Time: 2:00 PM
	St. Katherine at UNLV										Game Duration: 1:40
	01/12/21 Thomas & Mack Center, Las Vegas 2020-21 Men's Basketball										

UNLV - 80										Record: 1-6 (0-2)										Opponent: Duke (0-0)									
-----------	--	--	--	--	--	--	--	--	--	-------------------	--	--	--	--	--	--	--	--	--	--	--	--	--	--	--	--	--	--	--

Colorado St. - 83										Record: 8-2 (5-1)									
NO.	Name	Min	FG M-A	3P M-A	FT M-A	Rebounds OR DR TOT	Fouls PF FT	TP	AS	TO	ST	Blocks BS BA	+/-	Shooting By Period					
10	James Moors	F 24:36	3-5	0-1	2-4	1 0 1	1 3	8	1	2	0	0	-1	1st	FG	15-26	57.7%		
31	Adam Thistlewood	F 30:03	3-7	3-6	0-0	0 4 4	2 2	9	0	1	0	0	-2	3PT	7-12	58.3%			
1	John Tonje	G 19:40	6-9	3-5	0-0	1 1 2	1 0	15	2	1	0	0	-2	2nd	FG	14-28	50.0%		
3	Kendle Moore	G 33:28	1-3	1-1	0-0	0 5 5	1 1	3	1	2	1	0	-1	3PT	9-17	52.9%			
4	Isaiah Stevens	G 36:43	6-13	6-8	4-5	2 4 6	3 6	22	8	5	1	1	2	FT	7-7	100%			
5	P.J. Byrd	G 10:02	1-1	1-1	0-0	0 0 0	2 2	3	0	0	0	0	3	GM FG	29-54	53.7%			
11	Dischon Thomas	G 09:20	0-0	0-0	2-2	0 0 0	4 1	2	1	0	0	0	6	3PT	16-29	55.2%			
21	David Roddy	G 31:40	8-14	1-5	1-2	1 4 5	1 3	18	6	1	0	2	5	FT%	9-13	69.2%			
23	Isaiah Rivera	G 04:28	1-2	1-2	0-0	0 0 0	1 0	3	0	0	1	0	3	Dead Ball Rebounds: 1, 1					
Team						0 1 1	0	0	1	0	0	0	0						
Totals			29-54	16-29	9-13	5 19 24	16 18	83	19	13	3	2	4	3					
Technical Fouls: NONE																			

UNLV		CSU		Points from		UNLV		CSU		Period by Period Scoring	
Biggest lead		3 (1st 15:10)		8 (1st 10:22)		12		13		1st 2nd TOT	
Best Scoring Run		7 (2nd 3:14)		6 (1st 11:04)		34		26		UNLV 36 44 80	
Lead Changes		18		Second Chance		11		9		CSU 39 44 83	
Times Tied		12		Fast Breaks		6		7			
Time with Lead		05:17		Bench		11		26			

RUNNIN' REBELS FALL JUST SHORT AGAIN AT COLORADO STATE, 83-80

Bryce Hamilton and David Jenkins Jr. combined to score 57 in Mountain West-opening series finale vs. Rams

FORT COLLINS, Colo. (UNLVRebels.com) - The UNLV men's basketball team lost its second consecutive game to Colorado State by three points, 83-80, January 9 at Moby Arena. It was the Runnin' Rebels' first Mountain West series of the season.

UNLV (1-6, 0-2) was led by David Jenkins Jr. and Bryce Hamilton, who scored 29 and 28 points, respectively, which were both season highs. Mbacke Diong recorded a game-high and season-high 15 rebounds.

CSU (8-2, 5-1) had three players score in double figures. Isaiah Stevens led the Rams with 22 points after making a game-high six 3-pointers.

STAT OF THE GAME: Colorado State made a season-high 16 3-pointers, the most made by a UNLV opponent this season. CSU finished the game 16 of 29 from behind the arc (55.2%), while the Runnin' Rebels were 6 of 23 (26.1%).

BACK AND FORTH: There were 18 lead changes and 12 ties throughout the contest.

HOW IT ENDED: With the score tied 78 apiece, UNLV committed a shot-clock violation with 41 seconds to go. Stevens made a 3-pointer after a timeout with 27 seconds left, then Hamilton's floater in the lane cut the deficit to one point with 16 seconds remaining. Stevens was fouled, made both free throws, and Hamilton missed a potential game-tying 3-pointer with six seconds left.

QUOTABLE: "I thought our guys came out again today and fought hard and competed. As much as people look at the end of the game and a shot made or not, to me, as we're building our habits on the practice court, those need to show up throughout the course of the game. I know they're a good offensive team, but we needed to do a better job on the glass than we did to win. We needed to do a better job valuing the basketball than we did to win, and we needed to do a better job guarding the 3-point line. Those are things that are every day habits that we work on, and I think if we can practice the way we need to every single day and build those habits, eventually they'll come out in the game. Unfortunately right now, we are not at that point." - UNLV head coach T.J. Otzelberger

NOTES:

- Hamilton has scored in double figures in 26 straight games and has scored 20 or more points 14 times in his career.
- Jenkins Jr. has scored in double figures in five straight games and has scored 20 or more in two of his last three contests.
- UNLV shot 50 percent from the field for the second time this season. It finished the game at 50.0% (31 of 62). CSU was 29 of 54 from the field for the game (53.7%).
- UNLV out-rebounded the Rams, 34-24, but was outscored on bench points, 26-11.
- UNLV committed only four turnovers in the second half, after recording 10 in the first 20 minutes.
- No fans were permitted to attend the game.
- UNLV trailed by three at the half, 39-36.
- UNLV has made at least one 3-pointer in a NCAA-record 1,109 straight games.

	Official Basketball Box Score - Final										Game Time: 2:00 PM
	St. Katherine at UNLV										Game Duration: 1:40
	01/12/21 Thomas & Mack Center, Las Vegas 2020-21 Men's Basketball										

St. Katherine - 34										Record: 0-6										GameLog: Home Record: Opp Record: Home Record: Opp									
--------------------	--	--	--	--	--	--	--	--	--	-------------	--	--	--	--	--	--	--	--	--	--	--	--	--	--	--	--	--	--	--

NICQUEL "NICK" BLAKE

G | 6-6 | 200 | FR
LAS VEGAS, NEVADA

22

2020-20 SEASON HIGHS

PTS - 16 - Montana State (Nov. 25)
RBS - 6 - Saint Katherine (Jan. 12)
AST - 6 - Saint Katherine (Jan. 12)
BLK - 1 - vs. North Carolina (Nov. 30)
STL - 1 - Four times - last at Colorado State (Jan. 7)
DOUBLE-DOUBLES - 0

CAREER HIGHS

PTS - 16 - Montana State (Nov. 25, 2020)
RBS - 6 - Saint Katherine (Jan. 12, 2021)
AST - 6 - Saint Katherine (Jan. 12, 2021)
BLK - 1 - vs. North Carolina (Nov. 30, 2020)
STL - 1 - Four times - last at Colorado State (Jan. 7, 2021)
DOUBLE-DOUBLES - 0

BLAKE'S CAREER STATISTICS

YEAR	GP	GS	MIN	AVG	FG	FGA	PCT	3FG	3FGA	PCT	FT	FTA	PCT	OR	DR	TOT	AVG	PF	FO	AST	TO	BLK	ST	PTS	AVG
2020-21	8	0	129	16.1	16	39	.410	7	21	.333	9	12	.750	5	15	20	2.5	13	1	16	14	1	4	48	6.0
TOTAL	8	0	129	16.1	16	39	.410	7	21	.333	9	12	.750	5	15	20	2.5	13	1	16	14	1	4	48	6.0

BLAKE'S 2020-21 SEASON GAME-BY-GAME STATISTICS

OPPONENT	DATE	GS	MIN	FG	FGA	PCT	3FG	3FGA	PCT	FT	FTA	PCT	OR	DR	TOT	AVG	PF	FO	AST	TO	BLK	ST	PTS	AVG
MONTANA ST.	11/25/20		23	5	7	.714	4	6	.667	2	2	1.000	1	3	4	4.0	1	0	3	1	0	1	16	16.0
vs North Carolina	11/30/20		14	2	5	.400	1	3	.333	2	2	1.000	1	2	3	3.5	1	0	0	2	1	0	7	11.5
vs Alabama	12/01/20		3	0	0	.000	0	0	.000	0	0	.000	0	1	1	2.7	0	0	0	0	0	0	0	7.7
vs Davidson	12/02/20		7	1	2	.500	0	1	.000	0	0	.000	0	0	0	2.0	0	0	0	0	0	1	2	6.3
at Kansas St.	12/05/20		14	2	3	.667	1	2	.500	0	0	.000	0	0	0	1.6	0	0	2	0	0	1	5	6.0
at Colorado St.	01/07/21		17	3	7	.429	1	3	.333	0	0	.000	0	3	3	1.8	5	1	1	3	0	1	7	6.2
at Colorado St.	01/09/21		24	2	7	.286	0	3	.000	3	4	.750	1	2	3	2.0	2	0	4	4	0	0	7	6.3
ST. KATHERINE	01/12/21		27	1	8	.125	0	3	.000	2	4	.500	2	4	6	2.5	4	0	6	4	0	0	4	6.0
Totals		0	129	16	39	.410	7	21	.333	9	12	.750	5	15	20	2.5	13	1	16	14	1	4	48	6.0

REECE BROWN

F | 6-8 | 200 | FR
ALBANY, NEW YORK

15

2020-20 SEASON HIGHS

PTS - 2 - Three times - last - Saint Katherine (Jan. 12)
RBS - 5 - Twice - last - Saint Katherine (Jan. 12)
AST - 0
BLK - 2 - Saint Katherine (Jan. 12)
STL - 1 - vs. North Carolina (Nov. 30)
DOUBLE-DOUBLES - 0

CAREER HIGHS

PTS - 2 - Three times - last - Saint Katherine (Jan. 12, 2021)
RBS - 5 - Twice - last - Saint Katherine (Jan. 12, 2021)
AST - 0
BLK - 2 - Saint Katherine (Jan. 12, 2021)
STL - 1 - vs. North Carolina (Nov. 30, 2020)
DOUBLE-DOUBLES - 0

BROWN'S CAREER STATISTICS

YEAR	GP	GS	MIN	AVG	FG	FGA	PCT	3FG	3FGA	PCT	FT	FTA	PCT	OR	DR	TOT	AVG	PF	FO	AST	TO	BLK	ST	PTS	AVG
2020-21	4	0	55	13.8	2	4	.500	0	0	.000	2	2	1.000	8	6	14	3.5	15	0	0	3	4	1	6	1.5
TOTAL	4	0	55	13.8	2	4	.500	0	0	.000	2	2	1.000	8	6	14	3.5	15	0	0	3	4	1	6	1.5

BROWN'S 2020-21 SEASON GAME-BY-GAME STATISTICS

OPPONENT	DATE	GS	MIN	FG	FGA	PCT	3FG	3FGA	PCT	FT	FTA	PCT	OR	DR	TOT	AVG	PF	FO	AST	TO	BLK	ST	PTS	AVG
vs North Carolina	11/30/20		8	0	0	.000	0	0	.000	0	0	.000	1	0	1	1.0	4	0	0	1	1	1	0	0.0
at Colorado St.	01/07/21		15	1	1	1.000	0	0	.000	0	0	.000	3	2	5	3.0	3	0	0	1	0	0	2	1.0
at Colorado St.	01/09/21		16	1	2	.500	0	0	.000	0	0	.000	2	1	3	3.0	4	0	0	0	1	0	2	1.3
ST. KATHERINE	01/12/21		16	0	1	.000	0	0	.000	2	2	1.000	2	3	5	3.5	4	0	0	1	2	0	2	1.5
Totals		0	55	2	4	.500	0	0	.000	2	2	1.000	8	6	14	3.5	15	0	0	3	4	1	6	1.5

**MARVIN
COLEMAN**
G | 6-2 | 200 | JR
LAS VEGAS, NEVADA
31

2020-20 SEASON HIGHS

PTS - 11 - vs. Alabama (Dec. 1)
RBS - 5 - at Kansas State (Dec. 5)
AST - 6 - Saint Katherine (Jan. 12)
BLK - 0
STL - 2 - vs. North Carolina (Nov. 30)
DOUBLE-DOUBLES - 0

CAREER HIGHS

PTS - 17 - San Jose State (Jan. 15, 2020)
RBS - 12 - New Mexico (Jan. 18, 2020)
AST - 11 - New Mexico (Jan. 18, 2020)
BLK - 2 - UNR (Feb. 12, 2020)
STL - 6 - New Mexico (Jan. 18, 2020)
DOUBLE-DOUBLES - 1 - New Mexico (11 pts, 12 rebs, 11 ast) - Jan. 18, 2020
TRIPLE-DOUBLES - 1 - New Mexico (11 pts, 12 rebs, 11 ast) - Jan. 18, 2020

COLEMAN'S CAREER STATISTICS

YEAR	GP	GS	MIN	AVG	FG	FGA	PCT	3FG	3FGA	PCT	FT	FTA	PCT	OR	DR	TOT	AVG	PF	FO	AST	TO	BLK	ST	PTS	AVG
2018-19	11	0	46	4.2	5	10	.500	1	2	.500	6	6	1.000	1	2	3	0.3	9	0	5	2	0	3	17	1.5
2019-20	28	20	754	26.9	61	148	.412	24	74	.324	46	57	.807	25	108	133	4.8	76	2	65	50	2	37	192	6.9
2020-21	6	5	186	31.0	15	36	.417	3	12	.250	7	12	.583	3	12	15	2.5	22	1	24	11	0	5	40	6.7
TOTAL	45	25	986	21.9	81	194	.418	28	88	.318	59	75	.787	29	122	151	3.4	107	3	94	63	2	45	249	5.5

COLEMAN'S 2020-21 SEASON GAME-BY-GAME STATISTICS

OPPONENT	DATE	GS	MIN	FG	FGA	PCT	3FG	3FGA	PCT	FT	FTA	PCT	OR	DR	TOT	AVG	PF	FO	AST	TO	BLK	ST	PTS	AVG
MONTANA ST.	11/25/20	*	32	3	8	.375	1	1	1.000	1	1	1.000	0	3	3	3.0	5	1	5	4	0	1	8	8.0
vs North Carolina	11/30/20	*	29	2	4	.500	1	3	.333	1	4	.250	0	0	0	1.5	4	0	3	1	0	2	6	7.0
vs Alabama	12/01/20	*	36	5	11	.455	0	3	.000	1	2	.500	1	2	3	2.0	3	0	5	1	0	0	11	8.3
vs Davidson	12/02/20	*	33	2	7	.286	0	3	.000	3	3	1.000	0	2	2	2.0	4	0	1	3	0	0	7	8.0
at Kansas St.	12/05/20	*	35	1	4	.250	0	1	.000	0	0	.000	1	4	5	2.6	2	0	4	2	0	1	2	6.8
ST. KATHERINE	01/12/21		21	2	2	1.000	1	1	1.000	1	2	.500	1	1	2	2.5	4	0	6	0	0	1	6	6.7
Totals		5	186	15	36	.417	3	12	.250	7	12	.583	3	12	15	2.5	22	1	24	11	0	5	40	6.7

**EDOARDO
DEL CADIA**
F | 6-7 | 235 | JR
SENIGALLIA, ITALY
10

2020-20 SEASON HIGHS

PTS - 8 - at Colorado State (Jan. 7)
RBS - 8 - Saint Katherine (Jan. 12)
AST - 2 - at Colorado State (Jan. 7)
BLK - 0
STL - 1 - Saint Katherine (Jan. 12)
DOUBLE-DOUBLES - 0

CAREER HIGHS

PTS - 8 - at Colorado State (Jan. 7, 2021)
RBS - 8 - Saint Katherine (Jan. 12, 2021)
AST - 2 - at Colorado State (Jan. 7, 2021)
BLK - 0
STL - 1 - Saint Katherine (Jan. 12, 2021)
DOUBLE-DOUBLES - 0

DEL CADIA'S CAREER STATISTICS

YEAR	GP	GS	MIN	AVG	FG	FGA	PCT	3FG	3FGA	PCT	FT	FTA	PCT	OR	DR	TOT	AVG	PF	FO	AST	TO	BLK	ST	PTS	AVG
2020-21	7	3	76	10.9	6	7	.857	0	0	.000	2	3	.667	12	14	26	3.7	11	1	4	6	0	1	14	2.0
TOTAL	7	3	76	10.9	6	7	.857	0	0	.000	2	3	.667	12	14	26	3.7	11	1	4	6	0	1	14	2.0

DEL CADIA'S 2020-21 SEASON GAME-BY-GAME STATISTICS

OPPONENT	DATE	GS	MIN	FG	FGA	PCT	3FG	3FGA	PCT	FT	FTA	PCT	OR	DR	TOT	AVG	PF	FO	AST	TO	BLK	ST	PTS	AVG
MONTANA ST.	11/25/20		1	0	0	.000	0	0	.000	0	0	.000	0	0	0	0.0	0	0	0	0	0	0	0	0.0
vs North Carolina	11/30/20		6	0	0	.000	0	0	.000	2	3	.667	2	1	3	1.5	0	0	0	1	0	0	2	1.0
vs Davidson	12/02/20		7	0	0	.000	0	0	.000	0	0	.000	0	2	2	1.7	3	0	0	0	0	0	0	0.7
at Kansas St.	12/05/20		8	0	0	.000	0	0	.000	0	0	.000	2	1	3	2.0	0	0	0	1	0	0	0	0.5
at Colorado St.	01/07/21	*	19	4	4	1.000	0	0	.000	0	0	.000	2	5	7	3.0	5	1	2	2	0	0	8	2.0
at Colorado St.	01/09/21	*	17	0	0	.000	0	0	.000	0	0	.000	2	1	3	3.0	3	0	1	2	0	0	0	1.7
ST. KATHERINE	01/12/21	*	18	2	3	.667	0	0	.000	0	0	.000	4	4	8	3.7	0	0	1	0	0	1	4	2.0
Totals		3	76	6	7	.857	0	0	.000	2	3	.667	12	14	26	3.7	11	1	4	6	0	1	14	2.0



**CHEIKH MBACKE
DIONG**

**F | 6-11 | 235 | SR
DAKAR, SENEGAL**

34

2020-20 SEASON HIGHS

PTS - 18 - Saint Katherine (Jan. 12)
RBS - 15 - at Colorado State (Jan. 9)
AST - 1 - Twice - last - at Colorado State (Jan. 7)
BLK - 1 - Six times - last - at Colorado State (Jan. 9)
STL - 2 - Twice - last - Saint Katherine (Jan. 12)
DOUBLE-DOUBLES - 1 - Saint Katherine (Jan. 12) - 18 pts, 10 rebs

CAREER HIGHS

PTS - 19 - Twice (last at San Jose State - Feb. 29, 2020)
RBS - 17 - Purdue Fort Wayne (Nov. 5, 2019)
AST - 2 - Five times (last at New Mexico - Feb. 15, 2020)
BLK - 5 - Loyola Marymount (Nov. 10, 2018)
STL - 4 - Colorado State (Feb. 18, 2020)
DOUBLE-DOUBLES - 7 - last - St. Katherine (Jan. 12, 2021) - 18 pts, 10 reb

DIONG'S CAREER STATISTICS

YEAR	GP	GS	MIN	AVG	FG	FGA	PCT	3FG	3FGA	PCT	FT	FTA	PCT	OR	DR	TOT	AVG	PF	FO	AST	TO	BLK	ST	PTS	AVG
2017-18	30	0	276	9.2	22	40	.550	0	0	.000	18	29	.621	20	54	74	2.5	59	0	6	21	21	13	62	2.1
2018-19	27	22	654	24.2	75	127	.591	0	2	.000	37	71	.521	71	112	183	6.8	90	4	8	35	41	20	187	6.9
2019-20	32	27	810	25.3	93	171	.544	1	10	.100	60	93	.645	95	157	252	7.9	93	4	15	52	37	33	247	7.7
2020-21	8	8	205	25.6	24	34	.706	0	0	.000	6	11	.545	23	44	67	8.4	15	1	2	7	6	5	54	6.8
TOTAL	97	57	1945	20.1	214	372	.575	1	12	.083	121	204	.593	209	367	576	5.9	257	9	31	115	105	71	550	5.7

DIONG'S 2020-21 SEASON GAME-BY-GAME STATISTICS

OPPONENT	DATE	GS	MIN	FG	FGA	PCT	3FG	3FGA	PCT	FT	FTA	PCT	OR	DR	TOT	AVG	PF	FO	AST	TO	BLK	ST	PTS	AVG
MONTANA ST.	11/25/20	*	30	1	1	1.000	0	0	.000	0	0	.000	2	3	5	5.0	2	0	1	1	1	0	2	2.0
vs North Carolina	11/30/20	*	21	2	2	1.000	0	0	.000	0	0	.000	2	3	5	5.0	4	0	0	0	1	0	4	3.0
vs Alabama	12/01/20	*	34	1	1	1.000	0	0	.000	0	0	.000	1	8	9	6.3	1	0	0	1	1	0	2	2.7
vs Davidson	12/02/20	*	22	2	3	.667	0	0	.000	0	1	.000	1	5	6	6.3	1	0	0	1	1	0	4	3.0
at Kansas St.	12/05/20	*	13	1	2	.500	0	0	.000	4	6	.667	2	3	5	6.0	5	1	0	2	0	0	6	3.6
at Colorado St.	01/07/21	*	30	4	7	.571	0	0	.000	1	2	.500	5	7	12	7.0	2	0	1	0	1	1	9	4.5
at Colorado St.	01/09/21	*	33	4	6	.667	0	0	.000	1	2	.500	5	10	15	8.1	0	0	0	2	1	2	9	5.1
ST. KATHERINE	01/12/21	*	22	9	12	.750	0	0	.000	0	0	.000	5	5	10	8.4	0	0	0	0	0	2	18	6.8
Totals		8	205	24	34	.706	0	0	.000	6	11	.545	23	44	67	8.4	15	1	2	7	6	5	54	6.8



**KENDRICK
GILBERT**

**F | 6-5 | 190 | FR
LAS VEGAS, NEVADA**

24

2020-20 SEASON HIGHS

PTS - 0
RBS - 0
AST - 0
BLK - 0
STL - 0
DOUBLE-DOUBLES - 0

CAREER HIGHS

PTS - 0
RBS - 0
AST - 0
BLK - 0
STL - 0
DOUBLE-DOUBLES - 0

GILBERT'S CAREER STATISTICS

YEAR	GP	GS	MIN	AVG	FG	FGA	PCT	3FG	3FGA	PCT	FT	FTA	PCT	OR	DR	TOT	AVG	PF	FO	AST	TO	BLK	ST	PTS	AVG
2020-21	0	0	0	0.0	0	0	.000	0	0	.000	0	0	.000	0	0	0	0.0	0	0	0	0	0	0	0	0.0
TOTAL	0	0	0	0.0	0	0	.000	0	0	.000	0	0	.000	0	0	0	0.0	0	0	0	0	0	0	0	0.0

GILBERT'S 2020-21 SEASON GAME-BY-GAME STATISTICS

OPPONENT	DATE	GS	MIN	FG	FGA	PCT	3FG	3FGA	PCT	FT	FTA	PCT	OR	DR	TOT	AVG	PF	FO	AST	TO	BLK	ST	PTS	AVG
----------	------	----	-----	----	-----	-----	-----	------	-----	----	-----	-----	----	----	-----	-----	----	----	-----	----	-----	----	-----	-----



2020-20 SEASON HIGHS

PTS - 27 - vs. Alabama (Dec. 1)
RBS - 6 - vs. Alabama (Dec. 1)
AST - 3 - at Colorado State (Jan. 7)
BLK - 0
STL - 4 - vs. North Carolina (Nov. 30)
DOUBLE-DOUBLES - 0

CAREER HIGHS

PTS - 27 - vs. Alabama (Dec. 1, 2020)
RBS - 8 - vs. Oklahoma State (March 11, 2020)
AST - 3 - Three times - last - at Colorado State (Jan. 7, 2021)
BLK - 1 - Twice (last vs. TCU - Feb. 25, 2020)
STL - 4 - vs. North Carolina (Nov. 30, 2020)
DOUBLE-DOUBLES - 0

GRILL'S CAREER STATISTICS (AT IOWA STATE)

YEAR	GP	GS	MIN	AVG	FG	FGA	PCT	3FG	3FGA	PCT	FT	FTA	PCT	OR	DR	TOT	AVG	PF	FO	AST	TO	BLK	ST	PTS	AVG
2019-20	29	2	401	13.8	22	70	.314	13	52	.250	4	7	.571	8	40	48	1.7	35	0	17	16	2	14	61	2.1
TOTAL	29	2	401	13.8	22	70	.314	13	52	.250	4	7	.571	8	40	48	1.7	35	0	17	16	2	14	61	2.1

GRILL'S CAREER STATISTICS (AT UNLV)

YEAR	GP	GS	MIN	AVG	FG	FGA	PCT	3FG	3FGA	PCT	FT	FTA	PCT	OR	DR	TOT	AVG	PF	FO	AST	TO	BLK	ST	PTS	AVG
2020-21	8	8	251	31.4	32	72	.444	22	57	.386	5	11	.455	4	20	24	3.0	18	0	15	9	0	15	91	11.4
TOTAL	8	8	251	31.4	32	72	.444	22	57	.386	5	11	.455	4	20	24	3.0	18	0	15	9	0	15	91	11.4

GRILL'S 2020-21 SEASON GAME-BY-GAME STATISTICS

OPPONENT	DATE	GS	MIN	FG	FGA	PCT	3FG	3FGA	PCT	FT	FTA	PCT	OR	DR	TOT	AVG	PF	FO	AST	TO	BLK	ST	PTS	AVG
MONTANA ST.	11/25/20	*	34	3	8	.375	3	8	.375	4	5	.800	0	2	2	2.0	3	0	2	3	0	1	13	13.0
vs North Carolina	11/30/20	*	31	3	10	.300	3	9	.333	1	3	.333	0	4	4	3.0	2	0	1	2	0	4	10	11.5
vs Alabama	12/01/20	*	36	10	17	.588	7	12	.583	0	0	.000	1	5	6	4.0	3	0	2	2	0	3	27	16.7
vs Davidson	12/02/20	*	36	2	8	.250	2	7	.286	0	0	.000	2	2	4	4.0	4	0	2	0	0	1	6	14.0
at Kansas St.	12/05/20	*	29	5	8	.625	2	5	.400	0	0	.000	0	4	4	4.0	3	0	2	0	0	2	12	13.6
at Colorado St.	01/07/21	*	33	4	10	.400	3	8	.375	0	1	.000	1	1	2	3.7	2	0	3	1	0	1	11	13.2
at Colorado St.	01/09/21	*	29	1	5	.200	1	5	.200	0	0	.000	0	0	0	3.1	1	0	1	1	0	1	3	11.7
ST. KATHERINE	01/12/21	*	23	4	6	.667	1	3	.333	0	2	.000	0	2	2	3.0	0	0	2	0	0	2	9	11.4
Totals		8	251	32	72	.444	22	57	.386	5	11	.455	4	20	24	3.0	18	0	15	9	0	15	91	11.4

BRYCE HAMILTON

G | 6-4 | 205 | JR
PASADENA, CALIFORNIA

13

2020-20 SEASON HIGHS

PTS - 28 - at Colorado State (Jan. 9)
RBS - 8 - Twice - last at Kansas State (Dec. 5)
AST - 6 - at Kansas State (Dec. 5)
BLK - 0
STL - 3 - at Colorado State (Jan. 7)
DOUBLE-DOUBLES - 0

CAREER HIGHS

PTS - 35 - New Mexico (Jan. 18, 2020)
RBS - 14 - at Fresno State (Dec. 4, 2019)
AST - 6 - at Kansas State (Dec. 5, 2020)
BLK - 2 - Eastern Michigan (Dec. 28, 2019)
STL - 3 - Three times - last - at Colorado State (Jan. 7, 2021)
DOUBLE-DOUBLES - 4 - last at San Diego State - 2/22/20 (11 pts, 10 rebs)

HAMILTON'S CAREER STATISTICS

YEAR	GP	GS	MIN	AVG	FG	FGA	PCT	3FG	3FGA	PCT	FT	FTA	PCT	OR	DR	TOT	AVG	PF	FO	AST	TO	BLK	ST	PTS	AVG
2018-19	31	0	402	13.0	48	136	.353	21	71	.296	17	27	.630	8	41	49	1.6	38	0	19	16	5	10	134	4.3
2019-20	32	14	872	27.3	192	424	.453	38	112	.339	91	134	.679	53	123	176	5.5	78	2	45	69	5	23	513	16.0
2020-21	8	8	265	33.1	67	147	.456	16	48	.333	20	27	.741	6	35	41	5.1	21	1	26	19	0	9	170	21.3
TOTAL	71	22	1539	21.7	307	707	.434	75	231	.325	128	188	.681	67	199	266	3.7	137	3	90	104	10	42	817	11.5

HAMILTON'S 2020-21 SEASON GAME-BY-GAME STATISTICS

OPPONENT	DATE	GS	MIN	FG	FGA	PCT	3FG	3FGA	PCT	FT	FTA	PCT	OR	DR	TOT	AVG	PF	FO	AST	TO	BLK	ST	PTS	AVG
MONTANA ST.	11/25/20	*	39	10	19	.526	1	3	.333	6	8	.750	3	5	8	8.0	3	0	4	6	0	0	27	27.0
vs North Carolina	11/30/20	*	30	7	19	.368	1	6	.167	0	1	.000	0	4	4	6.0	1	0	2	3	0	1	15	21.0
vs Alabama	12/01/20	*	38	7	21	.333	1	5	.200	2	2	1.000	1	6	7	6.3	5	1	4	2	0	2	17	19.7
vs Davidson	12/02/20	*	32	9	17	.529	3	7	.429	6	8	.750	0	4	4	5.8	3	0	4	2	0	2	27	21.5
at Kansas St.	12/05/20	*	35	8	15	.533	2	5	.400	0	0	.000	1	7	8	6.2	0	0	6	4	0	0	18	20.8
at Colorado St.	01/07/21	*	36	10	26	.385	2	10	.200	1	2	.500	0	6	6	6.2	3	0	0	0	0	3	23	21.2
at Colorado St.	01/09/21	*	35	10	22	.455	3	8	.375	5	6	.833	1	2	3	5.7	4	0	3	1	0	1	28	22.1
ST. KATHERINE	01/12/21	*	20	6	8	.750	3	4	.750	0	0	.000	0	1	1	5.1	2	0	3	1	0	0	15	21.3
Totals		8	265	67	147	.456	16	48	.333	20	27	.741	6	35	41	5.1	21	1	26	19	0	9	170	21.3

TREY HURLBURT

G | 5-11 | 175 | JR
LAS VEGAS, NEVADA

2

2020-20 SEASON HIGHS

PTS - 3 - Saint Katherine (Jan. 12)
RBS - 1 - Saint Katherine (Jan. 12)
AST - 0
BLK - 0
STL - 0
DOUBLE-DOUBLES - 0

CAREER HIGHS

PTS - 3 - Saint Katherine (Jan. 12, 2021)
RBS - 1 - Saint Katherine (Jan. 12, 2021)
AST - 1 - at San Jose State (Feb. 29, 2020)
BLK - 0
STL - 0
DOUBLE-DOUBLES - 0

HURLBURT'S CAREER STATISTICS

YEAR	GP	GS	MIN	AVG	FG	FGA	PCT	3FG	3FGA	PCT	FT	FTA	PCT	OR	DR	TOT	AVG	PF	FO	AST	TO	BLK	ST	PTS	AVG
2019-20	3	0	7	2.3	0	3	.000	0	1	.000	0	0	.000	0	0	0	0.0	1	0	1	0	0	0	0	0.0
2020-21	1	0	2	2.0	1	1	1.000	1	1	1.000	0	0	.000	1	0	1	1.0	0	0	0	0	0	0	3	3.0
TOTAL	4	0	9	2.3	1	4	.250	1	2	.500	0	0	.000	1	0	1	0.3	1	0	1	0	0	0	3	0.8

HURLBURT'S 2020-21 SEASON GAME-BY-GAME STATISTICS

OPPONENT	DATE	GS	MIN	FG	FGA	PCT	3FG	3FGA	PCT	FT	FTA	PCT	OR	DR	TOT	AVG	PF	FO	AST	TO	BLK	ST	PTS	AVG
ST. KATHERINE	01/12/21		2	1	1	1.000	1	1	1.000	0	0	.000	1	0	1	1.0	0	0	0	0	0	0	3	3.0
Totals		0	2	1	1	1.000	1	1	1.000	0	0	.000	1	0	1	1.0	0	0	0	0	0	0	3	3.0

DAVID JENKINS JR.

G | 6-2 | 195 | JR
TACOMA, WASHINGTON

5

2020-20 SEASON HIGHS

PTS - 29 - at Colorado State (Jan. 9)
RBS - 5 - at Colorado State (Jan. 7)
AST - 5 - Saint Katherine (Jan. 12)
BLK - 0
STL - 2 - at Colorado State (Jan. 7)
DOUBLE-DOUBLES - 0

CAREER HIGHS

PTS - 35 - at Memphis (Dec. 4, 2018)
RBS - 8 - Twice (last vs. Oral Roberts - Jan. 12, 2019)
AST - 6 - at North Dakota State (Feb. 16, 2019)
BLK - 0
STL - 3 - vs. North Dakota State (Jan. 24, 2019)
DOUBLE-DOUBLES - 0

JENKINS JR.'S CAREER STATISTICS (AT SOUTH DAKOTA STATE)

YEAR	GP	GS	MIN	AVG	FG	FGA	PCT	3FG	3FGA	PCT	FT	FTA	PCT	OR	DR	TOT	AVG	PF	FO	AST	TO	BLK	ST	PTS	AVG
2017-18	35	22	1,032	29.5	183	424	.432	84	220	.382	115	144	.799	10	103	113	3.2	68	0	57	59	0	13	565	16.1
2018-19	32	32	1,057	33.0	205	448	.458	112	247	.453	107	135	.793	14	94	108	3.4	88	2	49	84	0	15	629	19.7
Totals	67	54	2,089	31.2	388	872	.445	196	467	.420	222	279	.796	24	197	221	3.3	156	2	106	143	0	28	1,185	17.7

JENKINS JR.'S CAREER STATISTICS (AT UNLV)

YEAR	GP	GS	MIN	AVG	FG	FGA	PCT	3FG	3FGA	PCT	FT	FTA	PCT	OR	DR	TOT	AVG	PF	FO	AST	TO	BLK	ST	PTS	AVG
2020-21	8	8	225	28.1	43	106	.406	23	62	.371	14	20	.700	2	13	15	1.9	22	2	13	15	0	4	123	15.4
TOTAL	8	8	225	28.1	43	106	.406	23	62	.371	14	20	.700	2	13	15	1.9	22	2	13	15	0	4	123	15.4

JENKINS JR.'S 2020-21 SEASON GAME-BY-GAME STATISTICS

OPPONENT	DATE	GS	MIN	FG	FGA	PCT	3FG	3FGA	PCT	FT	FTA	PCT	OR	DR	TOT	AVG	PF	FO	AST	TO	BLK	ST	PTS	AVG
MONTANA ST.	11/25/20	*	29	2	9	.222	1	5	.200	2	3	.667	1	3	4	4.0	5	1	3	1	0	0	7	7.0
vs North Carolina	11/30/20	*	20	1	9	.111	1	8	.125	1	2	.500	1	1	2	3.0	2	0	0	3	0	0	4	5.5
vs Alabama	12/01/20	*	25	4	14	.286	4	10	.400	0	0	.000	0	0	0	2.0	4	0	1	2	0	0	12	7.7
vs Davidson	12/02/20	*	32	6	13	.462	4	8	.500	2	3	.667	0	1	1	1.8	5	1	0	1	0	0	18	10.3
at Kansas St.	12/05/20	*	30	9	17	.529	7	13	.538	0	0	.000	0	2	2	1.8	1	0	0	4	0	0	25	13.2
at Colorado St.	01/07/21	*	33	2	11	.182	1	4	.250	6	9	.667	0	5	5	2.3	1	0	3	2	0	2	11	12.8
at Colorado St.	01/09/21	*	32	13	19	.684	2	6	.333	1	1	1.000	0	0	0	2.0	2	0	1	1	0	1	29	15.1
ST. KATHERINE	01/12/21	*	24	6	14	.429	3	8	.375	2	2	1.000	0	1	1	1.9	2	0	5	1	0	1	17	15.4
Totals		8	225	43	106	.406	23	62	.371	14	20	.700	2	13	15	1.9	22	2	13	15	0	4	123	15.4

ISAAC LINDSEY

G | 6-4 | 190 | FR
MINERAL POINT, WISCONSIN

14

2020-20 SEASON HIGHS

PTS - 0
RBS - 0
AST - 0
BLK - 0
STL - 0
DOUBLE-DOUBLES - 0

CAREER HIGHS

PTS - 0
RBS - 0
AST - 0
BLK - 0
STL - 0
DOUBLE-DOUBLES - 0

LINDSEY'S CAREER STATISTICS

YEAR	GP	GS	MIN	AVG	FG	FGA	PCT	3FG	3FGA	PCT	FT	FTA	PCT	OR	DR	TOT	AVG	PF	FO	AST	TO	BLK	ST	PTS	AVG
2020-21	0	0	0	0.0	0	0	.000	0	0	.000	0	0	.000	0	0	0	0.0	0	0	0	0	0	0	0	0.0
TOTAL	0	0	0	0.0	0	0	.000	0	0	.000	0	0	.000	0	0	0	0.0	0	0	0	0	0	0	0	0.0

LINDSEY'S 2020-21 SEASON GAME-BY-GAME STATISTICS

OPPONENT	DATE	GS	MIN	FG	FGA	PCT	3FG	3FGA	PCT	FT	FTA	PCT	OR	DR	TOT	AVG	PF	FO	AST	TO	BLK	ST	PTS	AVG
----------	------	----	-----	----	-----	-----	-----	------	-----	----	-----	-----	----	----	-----	-----	----	----	-----	----	-----	----	-----	-----

**JHAYLON
MARTINEZ**

C | 6-11 | 260 | FR
VALLEJO, CALIFORNIA

12

2020-20 SEASON HIGHS

PTS - 0
RBS - 0
AST - 0
BLK - 0
STL - 0
DOUBLE-DOUBLES - 0

CAREER HIGHS

PTS - 0
RBS - 0
AST - 0
BLK - 0
STL - 0
DOUBLE-DOUBLES - 0

MARTINEZ'S CAREER STATISTICS

YEAR	GP	GS	MIN	AVG	FG	FGA	PCT	3FG	3FGA	PCT	FT	FTA	PCT	OR	DR	TOT	AVG	PF	FO	AST	TO	BLK	ST	PTS	AVG
2020-21	0	0	0	0.0	0	0	.000	0	0	.000	0	0	.000	0	0	0	0.0	0	0	0	0	0	0	0	0.0
TOTAL	0	0	0	0.0	0	0	.000	0	0	.000	0	0	.000	0	0	0	0.0	0	0	0	0	0	0	0	0.0

MARTINEZ'S 2020-21 SEASON GAME-BY-GAME STATISTICS

OPPONENT	DATE	GS	MIN	FG	FGA	PCT	3FG	3FGA	PCT	FT	FTA	PCT	OR	DR	TOT	AVG	PF	FO	AST	TO	BLK	ST	PTS	AVG
----------	------	----	-----	----	-----	-----	-----	------	-----	----	-----	-----	----	----	-----	-----	----	----	-----	----	-----	----	-----	-----

**DEVIN
TILLIS**

F | 6-6 | 215 | FR
LOS ANGELES, CALIFORNIA

30

2020-20 SEASON HIGHS

PTS - 6 - vs. Davidson (Dec. 2)
RBS - 1 - Three times - last vs. Davidson (Dec. 2)
AST - 0
BLK - 0
STL - 2 - Twice - vs. North Carolina (Nov. 30)/vs. Davidson (Dec. 2)
DOUBLE-DOUBLES - 0

CAREER HIGHS

PTS - 6 - vs. Davidson (Dec. 2, 2020)
RBS - 1 - Three times - last vs. Davidson (Dec. 2, 2020)
AST - 0
BLK - 0
STL - 2 - Twice - vs. N. Carolina (Nov. 30, 2020)/vs. Davidson (Dec. 2, 2020)
DOUBLE-DOUBLES - 0

TILLIS' CAREER STATISTICS

YEAR	GP	GS	MIN	AVG	FG	FGA	PCT	3FG	3FGA	PCT	FT	FTA	PCT	OR	DR	TOT	AVG	PF	FO	AST	TO	BLK	ST	PTS	AVG
2020-21	5	0	51	10.2	2	9	.222	2	7	.286	3	3	1.000	1	2	3	0.6	14	1	0	4	0	5	9	1.8
TOTAL	5	0	51	10.2	2	9	.222	2	7	.286	3	3	1.000	1	2	3	0.6	14	1	0	4	0	5	9	1.8

TILLIS' 2020-21 SEASON GAME-BY-GAME STATISTICS

OPPONENT	DATE	GS	MIN	FG	FGA	PCT	3FG	3FGA	PCT	FT	FTA	PCT	OR	DR	TOT	AVG	PF	FO	AST	TO	BLK	ST	PTS	AVG
MONTANA ST.	11/25/20	4	0	1	.000	0	1	.000	0	0	.000	0	0	0	0	0.0	4	0	0	2	0	0	0	0.0
vs North Carolina	11/30/20	15	0	3	.000	0	2	.000	0	0	.000	1	0	1	0.5	5	1	0	1	0	2	0	0	0.0
vs Alabama	12/01/20	7	1	1	1.000	1	1	1.000	0	0	.000	0	1	1	0.7	1	0	0	0	0	0	3	1.0	
vs Davidson	12/02/20	13	1	4	.250	1	3	.333	3	3	1.000	0	1	1	0.8	3	0	0	0	0	2	6	2.3	
at Kansas St.	12/05/20	12	0	0	.000	0	0	.000	0	0	.000	0	0	0	0.6	1	0	0	1	0	1	0	1.8	
Totals		0	51	2	9	.222	2	7	.286	3	3	1.000	1	2	3	0.6	14	1	0	4	0	5	9	1.8

**MOSES
WOOD**
F | 6-8 | 210 | SO
RENO, NEVADA

2020-20 SEASON HIGHS

PTS - 17 - Saint Katherine (Jan. 12)
RBS - 8 - vs. Alabama (Dec. 1)
AST - 2 - at Colorado State (Jan. 7)
BLK - 2 - Twice - last - at Colorado State (Jan. 9)
STL - 2 - at Kansas State (Dec. 5)
DOUBLE-DOUBLES - 0

CAREER HIGHS

PTS - 17 - Twice - last - Saint Katherine (Jan. 12, 2021)
RBS - 12 - vs. East Carolina (Feb. 23, 2019)
AST - 4 - at Tulsa (Feb. 28, 2019)
BLK - 3 - at Memphis (Feb. 20, 2019)
STL - 3 - vs. UCF (Jan. 23, 2019)
DOUBLE-DOUBLES - 1 - East Carolina - 2/23/19 (15 pts, 12 rebs)

WOOD'S CAREER STATISTICS (AT TULANE)

YEAR	GP	GS	MIN	AVG	FG	FGA	PCT	3FG	3FGA	PCT	FT	FTA	PCT	OR	DR	TOT	AVG	PF	FO	AST	TO	BLK	ST	PTS	AVG
2018-19	31	2	560	18.1	45	115	.391	19	51	.373	29	37	.784	26	69	95	3.1	67	3	29	27	16	16	138	4.5
TOTAL	31	2	560	18.1	45	115	.391	19	51	.373	29	37	.784	26	69	95	3.1	67	3	29	27	16	16	138	4.5

WOOD'S CAREER STATISTICS (AT UNLV)

YEAR	GP	GS	MIN	AVG	FG	FGA	PCT	3FG	3FGA	PCT	FT	FTA	PCT	OR	DR	TOT	AVG	PF	FO	AST	TO	BLK	ST	PTS	AVG
2020-21	8	0	146	18.3	11	29	.379	6	17	.353	4	4	1.000	7	21	28	3.5	11	0	4	7	7	5	32	4.0
TOTAL	8	0	146	18.3	11	29	.379	6	17	.353	4	4	1.000	7	21	28	3.5	11	0	4	7	7	5	32	4.0

WOOD'S 2020-21 SEASON GAME-BY-GAME STATISTICS

OPPONENT	DATE	GS	MIN	FG	FGA	PCT	3FG	3FGA	PCT	FT	FTA	PCT	OR	DR	TOT	AVG	PF	FO	AST	TO	BLK	ST	PTS	AVG
MONTANA ST.	11/25/20		8	1	2	.500	1	1	1.000	2	2	1.000	0	0	0	0.0	1	0	0	0	0	1	5	5.0
vs North Carolina	11/30/20		22	1	8	.125	1	5	.200	0	0	.000	3	3	6	3.0	2	0	0	1	0	0	3	4.0
vs Alabama	12/01/20		21	1	4	.250	0	2	.000	0	0	.000	2	6	8	4.7	2	0	1	1	1	1	2	3.3
vs Davidson	12/02/20		18	1	4	.250	1	3	.333	0	0	.000	1	2	3	4.3	1	0	0	1	1	1	3	3.3
at Kansas St.	12/05/20		24	0	1	.000	0	1	.000	0	0	.000	0	2	2	3.8	0	0	1	1	2	2	0	2.6
at Colorado St.	01/07/21		17	0	1	.000	0	0	.000	0	0	.000	0	3	3	3.7	3	0	2	1	0	0	0	2.2
at Colorado St.	01/09/21		14	0	1	.000	0	1	.000	2	2	1.000	0	3	3	3.6	2	0	0	1	2	0	2	2.1
ST. KATHERINE	01/12/21		22	7	8	.875	3	4	.750	0	0	.000	1	2	3	3.5	0	0	0	1	1	0	17	4.0
Totals		0	146	11	29	.379	6	17	.353	4	4	1.000	7	21	28	3.5	11	0	4	7	7	5	32	4.0

**DONAVAN
YAP**
G | 6-3 | 175 | FR
LAS VEGAS, NEVADA

2020-20 SEASON HIGHS

PTS - 0
RBS - 3 - Saint Katherine (Jan. 12)
AST - 1 - vs. North Carolina (Nov. 30)
BLK - 0
STL - 0
DOUBLE-DOUBLES - 0

CAREER HIGHS

PTS - 0
RBS - 3 - Saint Katherine (Jan. 12, 2021)
AST - 1 - vs. North Carolina (Nov. 30, 2020)
BLK - 0
STL - 0
DOUBLE-DOUBLES - 0

YAP'S CAREER STATISTICS

YEAR	GP	GS	MIN	AVG	FG	FGA	PCT	3FG	3FGA	PCT	FT	FTA	PCT	OR	DR	TOT	AVG	PF	FO	AST	TO	BLK	ST	PTS	AVG
2020-21	2	0	9	4.5	0	4	.000	0	1	.000	0	0	.000	1	2	3	1.5	0	0	1	0	0	0	0	0.0
TOTAL	2	0	9	4.5	0	4	.000	0	1	.000	0	0	.000	1	2	3	1.5	0	0	1	0	0	0	0	0.0

YAP'S 2020-21 SEASON GAME-BY-GAME STATISTICS

OPPONENT	DATE	GS	MIN	FG	FGA	PCT	3FG	3FGA	PCT	FT	FTA	PCT	OR	DR	TOT	AVG	PF	FO	AST	TO	BLK	ST	PTS	AVG
vs North Carolina	11/30/20	4	0	2	.000	0	1	.000	0	0	.000	0	0	0	0.0	0	0	1	0	0	0	0	0	0.0
ST. KATHERINE	01/12/21	5	0	2	.000	0	0	.000	0	0	.000	1	2	3	1.5	0	0	0	0	0	0	0	0	0.0
Totals		0	9	0	4	.000	0	1	.000	0	0	.000	1	2	3	1.5	0	0	1	0	0	0	0	0.0



2020-21 UNLV STATISTICS (ALL GAMES)

Record	Overall	Home	Away	Neutral
ALL GAMES	2-6	1-1	1-2	0-3
CONFERENCE	0-2	0-0	0-2	0-0
NON-CONFERENCE	2-4	1-1	1-0	0-3

Team Box Score

No.	Player				Total		3-Point		F-Throw		Rebounds														
		GP-GS	MIN	AVG	FG-FGA	FG%	3FG-FGA	3FG%	FT-FTA	FT%	OFF	DEF	TOT	AVG	PF	DQ	A	TO	BLK	STL	PTS	AVG			
13	HAMILTON, Bryce	8-8	264:43	33.1	67-147	.456	16-48	.333	20-27	.741	6	35	41	5.1	21	1	26	19	0	9	170	21.3			
5	JENKINS JR., David	8-8	224:56	28.1	43-106	.406	23-62	.371	14-20	.700	2	13	15	1.9	22	2	13	15	0	4	123	15.4			
3	GRILL, Caleb	8-8	252:13	31.5	32-72	.444	22-57	.386	5-11	.455	4	20	24	3.0	18	0	15	9	0	15	91	11.4			
34	MBACKE DIONG, Cheikh	8-8	205:59	25.7	24-34	.706	0-0	.000	6-11	.545	23	44	67	8.4	15	1	2	7	6	5	54	6.8			
31	COLEMAN, Marvin	6-5	185:20	30.9	15-36	.417	3-12	.250	7-12	.583	3	12	15	2.5	22	1	24	11	0	5	40	6.7			
22	BLAKE, Nick	8-0	127:25	15.9	16-39	.410	7-21	.333	9-12	.750	5	15	20	2.5	13	1	16	14	1	4	48	6.0			
1	WOOD, Moses	8-0	145:25	18.2	11-29	.379	6-17	.353	4-4	1.000	7	21	28	3.5	11	0	4	7	7	5	32	4.0			
2	HURLBURT, Trey	1-0	02:26	2.4	1-1	1.000	1-1	1.000	0-0	.000	1	0	1	1.0	0	0	0	0	0	0	3	3.0			
10	DEL CADIA, Edoardo	7-3	75:17	10.8	6-7	.857	0-0	.000	2-3	.667	12	14	26	3.7	11	1	4	6	0	1	14	2.0			
30	TILLIS, Devin	5-0	51:59	10.4	2-9	.222	2-7	.286	3-3	1.000	1	2	3	0.6	14	1	0	4	0	5	9	1.8			
15	BROWN, Reece	4-0	55:29	13.9	2-4	.500	0-0	.000	2-2	1.000	8	6	14	3.5	15	0	0	3	4	1	6	1.5			
0	YAP, Donovan	2-0	08:48	4.4	0-4	.000	0-1	.000	0-0	.000	1	2	3	1.5	0	0	1	0	0	0	0	0.0			
Team											11	13	24					5							
Total		8	1600		219-488	.449	80-226	.354	72-105	.686	84	197	281	35.1	162	8	105	100	18	54	590	73.8			
Opponents		8	1600		189-431	.439	77-202	.381	126-166	.759	64	197	261	32.6	119	0	113	108	23	34	581	72.6			

Score by Periods

Team	1st	2nd	OT	TOT
UNLV	279	311	0	590
Opponents	288	293	0	581

2020-21 UNLV STATISTICS (MOUNTAIN WEST GAMES)

Record	Overall	Home	Away	Neutral
ALL GAMES	0-2	0-0	0-2	0-0
CONFERENCE	0-2	0-0	0-2	0-0
NON-CONFERENCE	0-0	0-0	0-0	0-0

Team Box Score

No.	Player				Total		3-Point		F-Throw		Rebounds														
		GP-GS	MIN	AVG	FG-FGA	FG%	3FG-FGA	3FG%	FT-FTA	FT%	OFF	DEF	TOT	AVG	PF	DQ	A	TO	BLK	STL	PTS	AVG			
13	HAMILTON, Bryce	2-2	70:52	35.4	20-48	.417	5-18	.278	6-8	.750	1	8	9	4.5	7	0	3	1	0	4	51	25.5			
5	JENKINS JR., David	2-2	64:12	32.1	15-30	.500	3-10	.300	7-10	.700	0	5	5	2.5	3	0	4	3	0	3	40	20.0			
34	MBACKE DIONG, Cheikh	2-2	63:37	31.8	8-13	.615	0-0	.000	2-4	.500	10	17	27	13.5	2	0	1	2	2	3	18	9.0			
3	GRILL, Caleb	2-2	62:55	31.5	5-15	.333	4-13	.308	0-1	.000	1	1	2	1.0	3	0	4	2	0	2	14	7.0			
22	BLAKE, Nick	2-0	40:43	20.4	5-14	.357	1-6	.167	3-4	.750	1	5	6	3.0	7	1	5	7	0	1	14	7.0			
10	DEL CADIA, Edoardo	2-2	36:47	18.4	4-4	1.000	0-0	.000	0-0	.000	4	6	10	5.0	8	1	3	4	0	0	8	4.0			
15	BROWN, Reece	2-0	30:49	15.4	2-3	.667	0-0	.000	0-0	.000	5	3	8	4.0	7	0	0	1	1	0	4	2.0			
1	WOOD, Moses	2-0	30:06	15.0	0-2	.000	0-1	.000	2-2	1.000	0	6	6	3.0	5	0	2	2	2	0	2	1.0			
Team											2	4	6				1								
Total		2	400		59-129	.457	13-48	.271	20-29	.690	24	55	79	39.5	42	2	22	23	5	13	151	75.5			
Opponents		2	400		52-109	.477	28-59	.475	25-35	.714	9	48	57	28.5	31	0	32	23	9	6	157	78.5			

Score by Periods

Team	1st	2nd	OT	TOT
UNLV	71	80	0	151
Opponents	73	84	0	157



2020-21 UNLV RESULTS

Record	Overall	Home	Away	Neutral
ALL GAMES	2-6	1-1	1-2	0-3
CONFERENCE	0-2	0-0	0-2	0-0
NON-CONFERENCE	2-4	1-1	1-0	0-3

Team Results

Date	Opponent	Score	Att.	High Points	High Rebounds
11/25/2020	Montana St.	L 78-91	0	(27) HAMILTON, Bryce	(8) HAMILTON, Bryce
11/30/2020	vs North Carolina	L 51-78	0	(15) HAMILTON, Bryce	(6) WOOD, Moses
12/01/2020	vs Alabama	L 74-86	0	(27) GRILL, Caleb	(9) MBACKE DIONG, Cheikh
12/02/2020	vs Davidson	L 73-77	0	(27) HAMILTON, Bryce	(6) MBACKE DIONG, Cheikh
12/05/2020	at Kansas St.	W 68-58	0	(25) JENKINS JR., David	(8) HAMILTON, Bryce
01/07/2021	at Colorado St.	L 71-74	0	(23) HAMILTON, Bryce	(12) MBACKE DIONG, Cheikh
01/09/2021	at Colorado St.	L 80-83	0	(29) JENKINS JR., David	(15) MBACKE DIONG, Cheikh
01/12/2021	St. Katherine	W 95-34	0	(18) MBACKE DIONG, Cheikh	(10) MBACKE DIONG, Cheikh

Attendance Summary

	Games	Attend	Avg/Game
Home	2	0	0
Away	3	0	0
Neutral	3	0	0
Total	8	0	0

[illegible]

Montana State (11/25).....	None
vs. North Carolina (11/30)	None
vs. Alabama (12/1)	None
vs. Davidson (12/2)	None
at Kansas State (12/5)	None
at Colorado State (1/7)	None
at Colorado State (1/9)	None
Saint Katherine (1/12)	Mbacke Diona (18 points, 10 rebounds)



2020-21 UNLV GAME-BY-GAME STATS

	FG-FGA	PCT	3FG-FGA	PCT	FT-FTA	PCT	REB	PF-D	AST	TO	STL	BLK	1ST	2ND	OT1	OT2	TOT
Montana State at UNLV (11/25)	30-54 25-55	.556 .455	10-18 11-25	.556 .440	21-24 17-21	.875 .810	30 29	18-0 24-2	19 18	15 18	6 4	1 1	49 31	42 47	0 0	0 0	91 78
North Carolina vs. UNLV (11/30)	25-60 18-62	.417 .290	7-20 8-37	.350 .216	21-32 7-15	.656 .467	54 35	15-0 25-1	11 7	16 17	7 10	5 3	37 30	41 21	0 0	0 0	78 51
vs. UNLV (12/1) Alabama	29-69 29-60	.420 .483	13-33 15-40	.394 .375	3-4 13-19	.750 .684	37 36	19-1 10-0	13 21	10 11	6 4	2 4	38 38	36 48	0 0	0 0	74 86
Davidson vs. UNLV (12/2)	22-45 24-58	.489 .414	8-22 11-32	.364 .344	25-31 14-18	.806 .778	36 25	17-0 24-1	11 7	13 8	3 7	3 2	41 29	36 44	0 0	0 0	77 73
UNLV (12/5) at Kansas State	26-50 22-61	.520 .361	12-27 7-24	.444 .292	4-6 7-9	.667 .778	30 32	12-1 13-0	15 13	16 12	7 4	2 1	31 30	37 28	0 0	0 0	68 58
UNLV (1/7) at Colorado State	28-67 23-55	.418 .418	7-25 12-30	.280 .400	8-14 16-22	.571 .727	45 33	24-2 15-0	12 13	10 10	8 3	1 7	35 34	36 40	0 0	0 0	71 74
UNLV (1/9) at Colorado State	31-62 29-54	.500 .537	6-23 16-29	.261 .552	12-15 9-13	.800 .692	34 24	18-0 16-0	10 19	13 13	5 3	4 2	36 39	44 44	0 0	0 0	80 83
Saint Katherine at UNLV (1/12)	9-42 38-65	.214 .585	2-19 12-24	.105 .500	14-16 7-12	.875 .583	16 46	15-0 16-0	6 23	18 8	4 7	0 3	20 49	14 46	0 0	0 0	34 95



2020-21 UNLV AND OPPONENT HIGHS & LOWS

	UNLV HIGHS	OPPONENT HIGHS
Points Scored/Game:	95 Saint Katherine (1/12)	91 Montana State (11/25)
Points Scored/Half:	49 1st, Saint Katherine (1/12)	49 1st, Montana State (11/25)
Field Goals Made:	38 Saint Katherine (1/12)	30 Montana State (11/25)
Field Goals Attempted:	69 vs. Alabama (12/1)	61 at Kansas State (12/5)
Field Goal Percentage:	.585 Saint Katherine (1/12)	.556 Montana State (11/25)
3-Pt. FG Made:	13 vs. Alabama (12/1)	16 at Colorado State (1/9)
3-Pt. Field Goals Att.:	37 vs. North Carolina (11/30)	40 vs. Alabama (12/1)
3-Pt. Field Goal Pct.:	.500 Saint Katherine (1/12)	.556 Montana State (11/25)
Free Throws Made:	17 Montana State (11/25)	25 vs. Davidson (12/2)
Free Throws Attempted:	21 Montana State (11/25)	32 vs. North Carolina (11/30)
Free Throw Pct.:	.810 Montana State (11/25)	.875 Twice - last - Saint Katherine (1/12)
Rebounds:	46 Saint Katherine (1/12)	54 vs. North Carolina (11/30)
Offensive Rebounds:	18 Saint Katherine (1/12)	19 vs. North Carolina (11/30)
Defensive Rebounds:	33 at Colorado State (1/7)	35 vs. North Carolina (11/30)
Assists:	23 Saint Katherine (1/12)	21 vs. Alabama (12/1)
Turnovers:	18 Montana State (11/30)	18 Saint Katherine (1/12)
Blocked Shots:	4 at Colorado State (1/9)	7 at Colorado State (1/7)
Steals:	10 vs. North Carolina (11/30)	7 vs. North Carolina (11/30)
Fouls:	25 vs. North Carolina (11/30)	18 Montana State (11/25)
	UNLV LOWS	OPPONENT LOWS
Points Scored/Game:	51 vs. North Carolina (11/30)	34 Saint Katherine (1/12)
Points Scored/Half:	21 2nd, vs. North Carolina (11/30)	14 2nd, Saint Katherine (1/12)
Field Goals Made:	18 vs. North Carolina (11/30)	9 Saint Katherine (1/12)
Field Goals Attempted:	50 at Kansas State (12/5)	42 Saint Katherine (1/12)
Field Goal Percentage:	.290 vs. North Carolina (11/30)	.214 Saint Katherine (1/12)
3-Pt. FG Made:	6 at Colorado State (1/9)	2 Saint Katherine (1/12)
3-Pt. Field Goals Att.:	23 at Colorado State (1/9)	18 Montana State (11/30)
3-Pt. Field Goal Pct.:	.216 vs. North Carolina (11/30)	.105 Saint Katherine (1/12)
Free Throws Made:	3 vs. Alabama (12/1)	7 at Kansas State (12/5)
Free Throws Attempted:	4 vs. Alabama (12/1)	9 at Kansas State (12/5)
Free Throw Pct.:	.467 vs. North Carolina (11/30)	.656 vs. North Carolina (11/30)
Rebounds:	25 vs. Davidson (12/2)	16 Saint Katherine (1/12)
Offensive Rebounds:	6 Twice - last at Kansas State (12/5)	4 at Colorado State (1/7)
Defensive Rebounds:	19 vs. Davidson (12/2)	11 Saint Katherine (1/12)
Assists:	7 Twice - last vs. North Carolina (11/30)	6 Saint Katherine (1/12)
Turnovers:	8 Twice - last - Saint Katherine (1/12)	10 at Colorado State (1/7)
Blocked Shots:	1 Twice - last at Colorado State (1/7)	0 Saint Katherine (1/12)
Steals:	4 Montana State (11/30)	3 Three times - last at Colorado St. (1/9)
Fouls:	12 at Kansas State (12/5)	10 vs. Alabama (12/1)

2020-21 UNLV & OPPONENT INDIVIDUAL STATISTICAL HIGHS

	UNLV INDIVIDUAL HIGHS
Points Scored:	29, Jenkins Jr., at Colorado State (1/9)
Field Goals Made:	13, Jenkins Jr., at Colorado State (1/9)
Field Goals Attempted:	26, Hamilton, at Colorado State (1/7)
Field Goal Percentage:	.875* (7-8), Wood, Saint Katherine (1/12)
3-Pt. FG Made:	7, Twice - Grill vs. Alabama (12/1)/Jenkins Jr. at Kansas St. (12/5)
3-Pt. Field Goals Att.	13, Jenkins Jr. at Kansas State (12/5)
3-Pt. Field Goal Pct.:	.750** (3-4), Twice - Hamilton/Wood, Saint Katherine (1/12)
Free Throws Made:	6, Three times - last - Jenkins Jr., at Colorado State (1/7)
Free Throws Attempted:	9, Jenkins Jr., at Colorado State (1/7)
Free Throw Pct.:	.833*** (5-6), Hamilton, at Colorado State (1/9)
Rebounds:	15, Diong, at Colorado State (1/9)
Offensive Rebounds:	5, Three times - last - Diong, Saint Katherine (1/12)
Defensive Rebounds:	10, Diong, at Colorado State (1/9)
Assists:	6, Three times - last - Blake/Coleman, Saint Katherine (1/12)
Turnovers:	6, Hamilton vs. Montana State (11/25)
Blocked Shots:	2, Three times - last - Brown, Saint Katherine (1/12)
Steals:	4, Grill vs. North Carolina (11/30)

* min. 5 fg made ** min. 3 3fg made *** min. 5 ft made

	OPPONENT INDIVIDUAL HIGHS
Points Scored:	25, Stevens, at Colorado State (1/7)
Field Goals Made:	8, Twice - last - Roddy, at Colorado State (1/9)
Field Goals Attempted:	15, Stevens, at Colorado State (1/7)
Field Goal Percentage:	.778* (7-9), Jones, Alabama (12/1)
3-Pt. FG Made:	6, Twice - last - Stevens, at Colorado State (1/9)
3-Pt. Field Goals Att.	10, Petty Jr., Alabama (12/1)
3-Pt. Field Goal Pct.:	1.000** (3-3), Patterson, Montana State (11/25)
Free Throws Made:	10, Collins, Davidson (12/2)
Free Throws Attempted:	11, Twice, last Collins/Grady, Davidson (12/2)
Free Throw Pct.:	1.000*** (8-8), Bishop, Montana State (11/25)
Rebounds:	10, Black, North Carolina (11/30)
Offensive Rebounds:	5, Gordon at Kansas State (12/5)
Defensive Rebounds:	6, Six times - last - Stevens/Thistlewood, at Colorado State (1/7)
Assists:	8, Stevens, at Colorado State (1/9)
Turnovers:	5, Stevens, at Colorado State (1/9)
Blocked Shots:	3, Love, North Carolina (11/30)
Steals:	3, Brooks, North Carolina (11/30)

* min. 5 fg made ** min. 3 3fg made *** min. 5 ft made