



THE UNIVERSITY OF NEW MEXICO

2020-21 MEN'S BASKETBALL

15 NCAA Tournament Appearances
WAC Champions: 1964, 1968, 1974, 1978, 1993, 1994, 1996
Six Mountain West Tournament Championships:
2005, 2009, 2010, 2012, 2013, 2014

2020-21 SCHEDULE

DATE	OPPONENT	TV	TIME (MT)
Dec. 13	at Rice	CUSATV	W, 72-61
Dec. 15	vs. OLLU	YouTube	W, 104-65
Dec. 17	vs. LeTourneau	YouTube	W, 90-58
Dec. 21	at Boise State*	FS1	L, 53-77
Dec. 23	at Boise State*	CBSSN	L, 52-89
Dec. 31	Nevada*	FS1	L, 54-68
Jan. 2	Nevada*	CBSSN	L, 74-84
Jan. 6	Utah State*	CBSSN	L, 45-77
Jan. 8	Utah State*	FS1	L, 46-82
Jan. 13	at Dixie State	WDN	W, 72-63
Jan. 16	at UNLV*	CBSSN	L, 54-77
Jan. 18	at UNLV*	FS1	L, 46-53
Jan. 21	San José State*	MWN	1 p.m.
Jan. 23	San José State*	MWN	1 p.m.
Jan. 28	at Fresno State*	CBSSN	9 p.m.
Jan. 30	at Fresno State*	MWN	5 p.m.
Feb. 3	San Diego State*	FS1	TBA
Feb. 5	San Diego State*	CBSSN	7 p.m.
Feb. 9	at Colorado State*	FS1	TBA
Feb. 11	at Colorado State*	CBSSN	TBA
Feb. 17	Wyoming*	TBA	TBA
Feb. 19	Wyoming*	CBSSN	TBA
Feb. 22	at Air Force*	TBA	TBA
Feb. 24	at Air Force*	TBA	TBA

2021 MW Championship (Hosted by UNLV)

March 10	First Round	TBA	TBA
March 11	Quarterfinals	TBA	TBA
March 12	Semifinals	TBA	TBA
March 13	Championship	TBA	TBA

Bold denotes home game at The Pit (15,411)

italics denotes tournament

*denotes Mountain West game

Game times listed are Mountain Time and subject to change

MW Series 5: New Mexico vs San José State



New Mexico Lobos

Record 4-8, 0-8 MW
Conference Mountain West
Head Coach Paul Weir (York, '04)
Record at UNM 56-55 (Fourth Season)
Career Record 84-61 (Fifth Season)



San José State Spartans

Record 2-10, 0-8 MW
Conference Mountain West
Head Coach Jean Prioleau (Fordham, '92)
Record at SJSU 17-85 (Fourth Season)
Career Record 341-342 (21st Season)

Media Information

Location: Burns Arena
..... St. George, Utah
Capacity: 4,779
Radio: 96.3 KKOB
..... Lobo Radio Network
Play-By-Play: Robert Portnoy
Analyst: Hunter Greene
Live Stats: StatBroadcast (GoLobos.com)

THURSDAY, JAN. 21

Tipoff: 1 p.m. MT
TV: Mountain West Network
Play-by-Play: Chris Sylvester
Analyst: J.P. Hiraoka

SATURDAY, JAN. 23

Tipoff: 12 p.m. MT
TV: Mountain West Network
Play-by-Play: TBA
Analyst: TBA

Notes last updated: January 19, 2020

ABOUT THE MATCHUP

- Both the Lobos and the Spartans enter this week's series coming off of 0-8 Mountain West records.
- Four of both teams' conference losses came against the same opponents in Boise State and Utah State.
- SJSU fell by 52 points to Boise State in game one of their series, 106-54, but dropped game two by just one point, 87-86.
- New Mexico enters Thursday's game coming off of a near upset over UNLV. The Lobos led for 24 minutes and the teams were tied with 5:43 to play before the Runnin' Rebels ran away with the game.
- The Lobos lead the series against SJSU 16-3 overall including a 9-0 advantage inside The Pit.
- This series will be played at Dixie State in St. George, Utah which will be classified as a "neutral" contest by the NCAA. The Lobos are 2-0 over the Spartans in neutral competition.
- The teams' last meeting was on March 4, 2020 as UNM claimed a 79-66 victory in the first round of the 2020 Mountain West Tournament.
- UNM is 2-2 over the last four matchups including the last two straight victories. The Lobos are 5-2 over the last seven games between the teams.
- The Lobos are led on the season by senior Makuach Maluach who posts 13.2 points and 5.7 rebounds per game.
- In Mountain West play, Maluach leads all scorers with 11.4 points per game while redshirt-freshman Bayron Matos leads in rebounds with 4.4 per contest.
- San José State is led by two players scoring in double figures including senior Richard Washington (22.2) and junior Jalen Dalcourt (12.0). SJSU's leading rebounder, Seneca Knight (7.3) has opted out for the remainder of the season.
- In conference competition, Washington boasts a 21.3 scoring average followed by Dalcourt with 10.8.

POSSIBLE STARTERS (BASED ON LAST GAME)

Pos.	No.	Name	PPG	RPG	APG
G	2	Saquan Singleton	8.3	4.4	2.6
G/F	10	Makuach Maluach	13.2	5.7	1.3
G	13	Javonté Johnson	2.9	1.2	0.3
F	22	Valdir Manuel	6.8	3.8	0.3
F	1	Bayron Matos	6.3	4.8	0.4



Singleton



Maluach



Johnson



Manuel



Matos

Chelsea Pitvorec | Associate Director of Athletic Communications
Email: cpitvorec@unm.edu | Cell: 352-422-2875

BY THE NUMBERS (MW)

Updated as of 1/19/2021

Statistic	All Games - MW	MW Games
Scoring:	63.5 ppg - 10th	53.0 ppg - 11th
Scoring Defense:	71.2 ppg - 9th	75.9 ppg - 9th
Scoring Margin:	-7.7 - 9th	-22.9 - 10th
Field Goal %:	.391 - 10th	.335 - 11th
Def. Field Goal %:	.432 - 8th	.494 - 9th
3-Point FG %:	.267 - 11th	.261 - 11th
Def. 3-Point FG %:	.352 - 9th	.377 - 10th
Free Throw %:	.613 - 11th	.605 - 11th
Rebounding Off.:	39.3 rpg - 3rd	30.8 rpg - 9th
Rebounding Def.:	35.8 rpg - 9th	38.5 rpg - 10th
Reb. Margin:	+3.5 rpg - 4th	-7.8 rpg - 9th
Assists:	11.2 apg - 9th	9.5 apg - 10th
Turnover Margin:	-1.6 - 9th	-1.6 - 9th
Asst/TO Ratio:	0.8 A/TO - 9th	0.6 A/TO - 10th
Steals:	5.4 spg - 8th	5.4 spg - 8th
Blocks:	3.8 bpg - 3rd	2.4 bpg - 9th

KENPOM.COM

Category	Offense	Defense	D-I Avg
Adj. Efficiency	95.4 297	104.3 222	101.7
Adj. Tempo	66.4 299		69.1
Avg. Poss. Length	18.2 284	17.1 180	17.1
Four Factors			
Effective FG%	39.5 344	53.2 277	50.0
Turnover %:	21.5 270	19.2 178	19.3
Off. Reb. %:	31.1 86	32.4 303	28.0
FTA/FGA:	34.1 137	33.0 201	32.3
Miscellaneous Components			
3P%:	25.1 343	37.2 289	33.6
2P%:	40.3 342	51.6 226	49.8
FT%:	62.7 321	71.0 191	70.3
Block%:	8.9 182	9.6 127	8.8
Steal%:	10.3 273	7.4 277	9.1
Non-Stl TO%:	11.2 247	11.8 64	10.2
Style Components			
3PA/FGA:	30.2 313	38.7 203	37.7
A/FGM:	48.0 249	59.1 300	52.0
Point Distribution (% of total points)			
3-Pointers:	22.7 332	33.2 105	30.9
2-Pointers:	56.0 44	48.7 232	50.5
Free Throws:	21.3 70	18.1 189	18.5
Strength of Schedule			
Components:	105.8 66	97.4 42	101.7
Overall:	+8.33 55		0.00
Non-conference:	-5.89 272		0.00
Personnel			
Bench Minutes:	39.4% 27		31.4%
Experience:	1.46 yrs 262		1.75
Minutes Continuity:	22.6% 312		45.9%
Average Height:	78.0" 39		76.9"
2-Foul Participation:	34.6% 78		22.9%

LAST TIME OUT

After falling by 23 points in game one, the University of New Mexico men's basketball team nearly pulled off the upset over UNLV on Monday night in game two as the teams were tied with 5:43 left to play.

The Lobos led for nearly 25 minutes compared to 9:33 for UNLV. New Mexico led by one point at halftime, marking the first time UNM has led at the break against a conference team this season.

TRYING OUT POINT GUARDS

The Lobos have been trying out some starting lineup options and chose a new lineup in the last contest against UNLV. UNM's new starting five consisted of junior Saquan Singleton at the point along with senior Makuach Maluach, freshman Javonté Johnson, junior Valdir Manuel and redshirt-freshman Bayron Matos.

The new group got the Lobos out to a 13-3 advantage and helped UNM to the first Lobo halftime lead in conference play this season.

STATS STACK UP

STATISTIC	UNM	SJSU
Scoring Offense	63.5	66.7
Scoring Defense	71.2	86.2
Scoring Margin	-7.7	-19.5
Field Goal Pct.	.391	.374
Field Goal Pct. Def.	.432	.458
3-Point FG Pct.	.267	.305
3-Point FG Pct. Def.	.352	.330
Free Throw Pct.	.613	.668
Rebounds per Game	39.3	36.2
Rebound Margin	+3.5	-10.5
Steals per game	5.4	4.5
Blocks per game	3.8	3.6
Assists per game	11.2	9.3
Turnovers per game	14.6	13.3
Turnover Margin	-1.6	-2.8
Assist/Turnover Ratio	0.8	0.7

A NEW TEMPORARY HOME

Following UNM's most recent series at UNLV, the Lobos have returned to St. George, Utah to practice and then play San José State at Burns Arena, home of the Dixie State Trailblazers. Last Wednesday's matchup against Dixie State was part of an agreement that the

Lobos could play the home team and then return for a brief stint in which they could reduce travel and stay in one place. The Lobos are expected to stay in St. George, Utah until after the SJSU series.

LOBOS BACK TO ALBUQUERQUE

Following this week's series against SJSU, the Lobos have been cleared to practice at home. UNM will fly back to Albuquerque after playing SJSU.

A CHANCE TO SHINE - LAST TIME IN BURNS ARENA

In UNM's last visit to Burns Arena, new players an opportunity to shine and build confidence heading into the remainder of the conference season. Several Lobos hit career highs on the night in points, rebounds, blocks and more.

Saquan Singleton: UNM career-high 17 points. Also posted six rebounds, four assists and four blocks going 7-for-10 from the free throw line and 5-for-8 from the floor.

Freshman Isaiah Marin: career-high 13 points surpassing his previous high of five and tied career-best four rebounds. Went 2-for-2 in his first two shots from behind the arc (finished 2-for-3). Went 4-for-6 from the floor and 3-for-4 from the stripe.

Redshirt-junior Rod Brown brought down a UNM career-high 12 boards marking his second double-digit rebound game of the season. Half of his 12 rebounds were offensive and he finished just two points shy of his second double-double of the season.

MC GEE OPTING OUT

Redshirt-senior Keith McGee announced via social media this week that he will be opting out of the rest of the 2020-21 season stating in part "What our team has experienced this year has had a major impact on my mental and physical well-being."

McGee has been a member of the Lobo squad for the past three seasons. He has amassed 492 career points for the Lobos with a .387 3FG%. After starting the 2020-21 season slow, he

looked to be starting to hit his stride in the last three games with double figures in two of those three contests.

TURQUOISE JERSEYS

Wednesday night's game against Dixie State marked the first time UNM has worn its iconic turquoise jerseys this season and the Lobos followed it up in game one against UNLV on Saturday. The color Turquoise is the official alternate color of the Lobos and represents harmony, friendship and fellowship in Native American culture.

HALFTIME TRENDS

The Lobos entered the UNLV series 4-0 when leading at the half. On Monday night, UNM lost its first game of the season when leading at the break making the Lobos now 4-1 when they have the advantage at halftime. UNM is 0-7 when trailing.

MALUACH IN THE CLUB

Senior Makuach Maluach is officially in the UNM 1,000-point club after hitting his 1,000th and 1,001st career points on a layup and the first basket of the game for UNM against LeTourneau Dec. 17.

So far this season, Maluach has totaled 1,117 career points is 28th in program scoring history. So far this season, he has passed former Lobo great Ike Williams (1,086), Chad Toppert (1,067), Ira Harge (1,016), Hugh Greenwood (1,006), Ron Becker (1,010), Alex Kirk (1,010) and Rob Loeffel (1,011).

THE STUDENT BECOMES THE MASTER

Senior Makuach is just 28 points away from passing former Lobo great David Chiotti (1,145) in UNM's career scoring history. Chiotti was on Weir's staff as UNM's director of player development when Maluach was a freshman.

1,000-POINT, 500-REBOUND WATCH

While senior Makuach Maluach is now a member of the exclusive UNM 1,000-point club, he is also on the verge of entering into an even more exclusive club, that of the 1,000-point scorers and 500-rebounders.

Only 18 players in UNM program history have achieved the feat. Maluach currently posts 413 career rebounds and is just 87 away from 500. He has racked up 68 so far this limited season.

68 STRAIGHT STARTS

Senior Makuach Maluach has started 68 straight games heading into the SJSU series. He has also surpassed 100 career games and has now played in 111 games.

NARROWING THE ROSTER

In the six of UNM's first nine games of the season, UNM had 15 players see the court as the coaching staff assessed the roster and searched for consistency. In the first two MW series', the roster began to narrow as just 11-players saw the floor and now, UNM's travel party has been reduced from 18 players to just 12.

SENIOR STEP-UP

Senior Makuach Maluach has always

USA TODAY COACHES POLL

		As of 1/18/2021				
No.	School	Record	Pts.	1st	Prev.	Chg.
1	Gonzaga	14-0	772	28	1	—
2	Baylor	12-0	747	3	2	—
3	Villanova	8-1	708	0	3	—
4	Iowa	12-2	659	0	8	4
5	Texas	11-2	612	0	4	-1
6	Tennessee	10-1	598	0	10	4
7	Michigan	11-1	587	0	5	-2
8	Houston	11-1	550	0	11	3
9	Kansas	10-3	490	0	7	-2
10	Wisconsin	11-3	424	0	9	-1
11	Creighton	10-3	372	0	6	-5
12	Virginia	9-2	362	0	22	10
13	Texas Tech	11-4	327	0	15	2
14	Virginia Tech	11-2	274	0	20	6
15	West Virginia	9-4	272	0	14	-1
16	Alabama	11-3	264	0	24	8
17	Minnesota	11-4	257	0	19	2
18	Ohio St.	11-3	234	0	NR	8
19	Missouri	8-2	228	0	16	-3
20	UCLA	11-2	210	0	21	1
21	Oregon	9-2	189	0	17	-4
22	Clemson	9-2	154	0	12	-10
23	Colorado	11-3	111	0	NR	8
24	Illinois	9-5	110	0	13	-11
25	Florida State	7-2	85	0	NR	4

Others receiving votes: Louisville 84; Connecticut 82; Saint Louis 66; Southern California 58; Oklahoma State 53; Duke 36; Boise St. 28; Drake 20; Xavier 16; Louisiana State 14; Richmond 9; Michigan St. 4; San Diego St. 3; Toledo 2; Belmont 2; Tulsa 1; Rutgers 1.

ASSOCIATED PRESS POLL

		As of 1/18/2021		
No.	School	Pts.	Rec.	Prev.
1	Gonzaga (62)	14-0	1,598	1
2	Baylor (2)	12-0	1,538	2
3	Villanova	8-1	1,445	3
4	Iowa	12-2	1,420	5
5	Texas	11-2	1,289	4
6	Tennessee	10-1	1,242	10
7	Michigan	11-1	1,197	7
8	Houston	11-1	1,155	11
9	Kansas	10-3	1,072	6
10	Wisconsin	11-3	939	9
11	Creighton	10-3	833	8
12	Texas Tech	11-4	792	15
13	Virginia	9-2	778	18
14	West Virginia	9-4	732	13
15	Ohio State	11-3	631	21
16	Virginia Tech	11-2	536	20
17	Minnesota	11-4	507	23
18	Alabama	11-3	487	NR
19	Missouri	8-2	462	17
20	Clemson	9-2	354	12
21	Oregon	9-2	235	22
22	Illinois	9-5	232	14
23	Connecticut	7-1	209	25
24	UCLA	11-2	195	NR
25	Saint Louis	7-1	172	24

Others receiving votes: Louisville 155, Colorado 148, Oklahoma St. 119, Florida St. 112, Southern Cal 74, Duke 43, Drake 42, LSU 20, Boise St. 15, Xavier 7, Belmont 5, Michigan St. 3, Winthrop 3, Toledo 2, Utah St. 1, Purdue 1.

MW PRESEASON POLL

Place	School (1st Place Votes)	Points
1.	San Diego State (14)	211
2.	Boise State (4)	188
3.	Utah State (2)	177
4.	UNLV	160
5.	Colorado State	141
6.	Nevada	114
7.	New Mexico	106
8.	Fresno State	93
9.	Wyoming	59
10.	Air Force	39
11.	San José State	32

MOUNTAIN WEST STANDINGS

Through Jan. 18, 2020

Place	School	MW	MW Pct.	Overall	Overall Pct.	Streak
1.	Boise State	8-0	1.000	12-1	0.923	W12
	Utah State	8-0	1.000	11-3	0.786	W10
3.	Colorado State	7-1	0.875	10-2	0.833	W4
4.	Nevada	5-3	0.625	10-5	0.667	W2
5.	San Diego State	3-3	0.500	9-4	0.692	L2
	UNLV	2-2	0.500	4-6	0.400	W3
7.	Fresno State	3-5	0.375	5-5	0.500	L2
8.	Wyoming	2-4	0.333	8-5	0.615	W1
9.	Air Force	2-6	0.250	4-8	0.333	L1
10.	New Mexico	0-8	0.000	4-8	0.333	L2
	San José State	0-8	0.000	2-10	0.167	L4

LOBOS RECORD WHEN ...	OVERALL	MW
Overall	4-8.....	0-8
At home	0-0.....	0-0
On the road	2-2.....	0-2
At neutral sites	2-6.....	0-6
After a win	2-2.....	0-2
After a loss	1-6.....	0-6
In overtime	0-0.....	0-0
vs. ranked opponents	0-0.....	0-0
In Cherry jerseys	1-2.....	0-2
In Silver jerseys	0-2.....	0-2
In White jerseys	2-3.....	0-3
In Turquoise jerseys	1-1.....	0-1
In GOLD jerseys	0-0.....	0-0
In White/Pink	0-0.....	0-0
Games decided by 1-4 points	0-0.....	0-0
Games decided by 5-9 points	1-1.....	0-1
Games decided by 10-19 points	1-2.....	0-2
Games decided by 20+ points	2-5.....	0-5
Leading at half	4-1.....	0-1
Trailing at half	0-7.....	0-7
Tied at half	0-0.....	0-0
Shooting 50% or better	1-0.....	0-0
Shooting between 40-49.9%	3-1.....	0-1
Shooting less than 40%	0-7.....	0-7
Opponent shoots 50% or better	0-4.....	0-4
Opponent shoots b/w 40-49.9%	0-2.....	0-2
Opponent shoots b/w 30-39.9%	3-2.....	0-2
Opponent shoots less than 30%	1-0.....	0-0
UNM higher FG%	4-0.....	0-0
Opponent higher FG%	0-8.....	0-8
FG% Tied	0-0.....	0-0
UNM outrebounds	4-1.....	0-1
Opponent outrebounds	0-6.....	0-6
Rebounds tied	0-1.....	0-1
UNM more made free throws	3-2.....	0-2
Opponent more made free throws	0-6.....	0-6
Made free throws tied	1-0.....	0-0
UNM 3FG% higher	1-0.....	0-0
Opponent 3FG% higher	3-7.....	0-7
3FG% tied	0-1.....	0-1
UNM has more fouls	1-3.....	0-3
Opponent has more fouls	3-4.....	0-4
Fouls are tied	0-1.....	0-1
UNM more turnovers	2-6.....	0-6
Opponent more turnovers	1-2.....	0-2
Turnovers tied	1-0.....	0-0
Scoring less than 50 points	0-3.....	0-3
Scoring 50-59 points	0-4.....	0-4
Scoring 60-69 points	0-0.....	0-0
Scoring 70-79 points	2-1.....	0-1
Scoring 80-89 points	0-0.....	0-0
Scoring 90-99 points	1-0.....	0-0
Scoring 100+ points	1-0.....	0-0
Allowing 40 points or less	0-0.....	0-0
Allowing 41-49 points	0-0.....	0-0
Allowing 50-59 points	1-1.....	0-1
Allowing 60-69 points	3-1.....	0-1
Allowing 70-79 points	0-3.....	0-3
Allowing 80-89 points	0-3.....	0-3
Allowing 90+ points	0-0.....	0-0
On Monday	0-2.....	0-2
On Tuesday	1-0.....	0-0
On Wednesday	1-2.....	0-2
On Thursday	1-1.....	0-1
On Friday	0-1.....	0-1
On Saturday	0-2.....	0-2
On Sunday	1-0.....	0-0
In November	0-0.....	0-0
In December	3-3.....	0-3
In January	1-5.....	0-5
In February	0-0.....	0-0
In March	0-0.....	0-0
In 8 p.m. or later tipoffs (local)	0-4.....	0-4

been a force for the Lobos, but not always as the leading man. So far this season, Maluach has stepped into the spotlight to lead UNM consistently since the start of 2020-21. Maluach has led the Lobos in scoring in seven of their 12 games this season after doing so just 10 times in his career prior to this season. In his 111-game career, Maluach has led UNM in scoring in just 17 contests.

In addition, Maluach has posted just four 10+ rebound games in his career, two of which have been this season, while he has also only collected four career double-doubles, two of which came in the Lobos' first five games of 2020-21.

QUICK TURNAROUND TO PREP FOR MW

The first three Lobo games of the season were scheduled just one day apart in preparation for conference play. Due to the COVID-19 pandemic, the Mountain West has released a new conference schedule that consists of two games series' played one day apart throughout the rest of the season to cut down on travel.

REBOUND RECORD

UNM broke a 58-year-old rebounding record on Dec. 17 against LeTourneau as the Lobos racked up 79 boards. The previous record of 78 was set on Dec. 15, 1962 against Cal State-Los Angeles.

MALUACH'S 100TH GAME

Senior Makuach Maluach registered his 100th career game on Sunday, Dec. 13 at Rice. Maluach is the only four-year Lobo on the squad and has been a member of the UNM team since HC Paul Weir's first season.

PERSONNEL UPDATE

Lobo seven-footer Assane Ndiaye has yet to play this season. He has been sitting out due to COVID-19-related reasons. His estimated date of return is not yet known.

ABOUT THE 2020-21 LOBOS

The 2020-21 Lobos return six letterwinners including just one starter in senior Makuach Maluach. Maluach, the only four-year Lobo on the squad, has been a prominent feature for UNM since Head Coach Paul Weir's arrival four seasons ago and finished the 2019-20 season with his 56th consecutive start. The remaining five letterwinners combine for just five starts and an average of 11.0 points throughout last season.

In addition to the six returners, the Lobos welcome 12 newcomers, half of which are transfers. Transfers include sophomore point guard Jeremiah Francis III who comes to UNM out of North Carolina where he played in 16 games and scored in double figures three times. Francis will be eligible to play this season after an NCAA waiver was approved.

Another newcomer expected to make an immediate impact is redshirt-freshman Bayron Matos, who arrived last spring and sat at the end of the bench throughout the remainder of the 2019-20 season in preparation for his first full season in 2020-21.

BY THE NUMBERS

Here is what is returning and missing for the 2020-21 Lobos.

Stat Returning...Lost. % Returning
Points.....5791,952 23%

STARTERS AND RECORDS - (in order of appearance)

1	2	3	4	5	Rec.
Francis III	Singleton	Maluach	Kuac	Brown	1-0
Francis III	Singleton	Maluach	Kuac	Matos	1-0
Francis III	Singleton	Brown	Manuel	Maluach	1-0
Francis III	Singleton	Maluach	Brown	Matos	1-4
Marin	Singleton	Maluach	Brown	Matos	0-2
Singleton	Maluach	Johnson	Manuel	Matos	0-1

Rebounds.....249 910.....**21%**
 Assists.....78 416.....**16%**
 Blocks24 71.....**25%**
 Steals48 219.....**18%**
 3-Pointers64 166.....**28%**
 Free Throws..77 440.....**15%**

RACKING UP THOSE EXPERIENCED HEAD COACHES

Based on a poll of NCAA Division I SIDs, the 2020-21 Lobos are tied for the most former head coaches (at any level) on staff for an NCAA DI team in with four, two of which were with the Lobos last season: Assistant Coach Dan McHale (Eastern Kentucky) and Assistant Coach Ralph Davis (New Mexico Military Institute). Two other former head coaches have been added to the staff this season in Assistant Coach Scott Padgett (Samford) and Special Assistant to the Head Coach Dave Pilipovich (Air Force).

TRANSFERS ON THE COURT

The Lobos have a pair of NCAA Division I transfers that have been cleared by the NCAA to play this season, despite competing for their former teams in 2019-20. Jeremiah Francis III (UNC) and Logan Padgett (Samford) are both eligible to play this season.

AND AWAY WE GO!

UNM is one of just two teams in NCAA Division I that have relocated indefinitely due to Covid-19 restrictions. Both New Mexico and New Mexico State, due to local health guidelines in the State of New Mexico, have relocated to allow for the teams to conduct full practice. The Lobos found Levelland, Texas as their home-away-from-home prior to the start of the season where they resided and practiced leading up to the 2020-21 opener.

UNM was only able to hold a handful of practices in Albuquerque as local guidelines continued to change prior to moving to Texas on Nov. 13, which means the Lobos got a much later start than usual in 5-on-5 practice.

A DIVERSE ROSTER

This year, the Lobos are tied for second in the nation for most foreign countries

and states represented with 15 (9 states and 6 countries, excluding the US). UT Martin leads the country with 17 while the Lobos tie Penn with 15.

The six countries represented by the 2020-21 Lobo squad include Angola, Australia, Canada, Central African Republic, Dominican Republic and Senegal. UNM's nine states represented include Alabama, Alaska, Arizona, Colorado, New Mexico, New York, North Carolina, Ohio and Tennessee.

SERIES HISTORY VS SJSU

New Mexico leads 16-3

Home 9-1 (Pit 9-0), Road 5-2, Neutral 2-0

12-21-61	New Mexico	63-51	Albuquerque
12-27-67	New Mexico	93-75	Albuquerque
3-5-97	New Mexico	103-70	Las Vegas, Nev.*
11-29-97	New Mexico	86-57	Albuquerque
1-13-99	New Mexico	82-81 (OT)	at San Jose
2-11-99	New Mexico	82-46	Albuquerque
1-11-14	New Mexico	69-65	at San Jose
2-1-14	New Mexico	72-47	Albuquerque
1-31-15	New Mexico	67-41	at San Jose
1-23-16	New Mexico	83-64	at San Jose
2-13-16	New Mexico	74-58	Albuquerque
2-4-17	SJSU	78-68	Albuquerque
1-6-18	New Mexico	80-47	Albuquerque
2-3-18	New Mexico	71-68	at San Jose
2-13-19	New Mexico	92-60	Albuquerque
2-26-19	SJSU	89-82	at San Jose
1-1-20	SJSU	88-85	at San Jose
1-21-20	New Mexico	86-59	Albuquerque
3-4-20	New Mexico	79-66	at Las Vegas\$

THE 2020-21 NEW MEXICO LOBOS

PRONUNCIATION GUIDE

0	Isaiah MARIN.....	Muhr-IN
1	BAYRON MATOS.....	BYE-run MAT-ohs
2	SAQUAN Singleton.....	SAY-qwan
4	Emmanuel KUAC.....	KWATCH
10	MAKUACH MALUACH	muh-KWATCH mal-a-WATCH
13	JAVONTÉ Johnson.....	Juh-VAHN-tay
14	Logan PADGETT.....	PAD-jet
22	VALDIR Manuel.....	val-DEER MAN-well
23	ELOY MEDINA	EE-loy muh-DEE-nuh
30	Kurt WEGSCHEIDER	VEG-shy-der
35	ASSANE NDIAYE	uh-SAHN en-jie

BY ELIGIBILITY

Seniors (2)

3	Keith McGee.....	G
10	Makuach Maluach	G/F

Juniors (6)

2	Saquan Singleton.....	G
5	Rod Brown	F
20	Clay Patterson.....	G
22	Valdir Manuel	F
33	Jordan Arroyo	F
35	Assane Ndiaye	F

Sophomores (4)

4	Emmanuel Kuac.....	G
11	Jeremiah Francis III	PG
14	Logan Padgett.....	F
30	Kurt Wegscheider	G

Freshmen (6)

0	Isaiah Marin.....	G
1	Bayron Matos	F
12	Daniel Headdings.....	G
13	Javonté Johnson	G
21	Nolan Dorsey	PG
23	Eloy Medina.....	G

HOME STATE/COUNTRY

Alabama (1)

14	Logan Padgett.....	F
----	--------------------	---

Alaska (1)

12	Daniel Headdings.....	G
----	-----------------------	---

Arizona (1)

0	Isaiah Marin.....	G
---	-------------------	---

Colorado (1)

13	Javonté Johnson	G
----	-----------------------	---

New Mexico (3)

20	Clay Patterson.....	G
23	Eloy Medina.....	G
33	Jordan Arroyo	F

New York (2)

2	Saquan Singleton.....	G
3	Keith McGee.....	G

North Carolina (1)

21	Nolan Dorsey	PG
----	--------------------	----

Ohio (1)

11	Jeremiah Francis III	PG
----	----------------------------	----

Tennessee (1)

5	Rod Brown	F
---	-----------------	---

Angola (1)

22	Valdir Manuel	F
----	---------------------	---

Australia (1)

10	Makuach Maluach	G/F
----	-----------------------	-----

Canada (1)

4	Emmanuel Kuac.....	G
---	--------------------	---

Central African Republic (1)

30	Kurt Wegscheider	G
----	------------------------	---

Dominican Republic (1)

1	Bayron Matos	F
---	--------------------	---

Senegal (1)

35	Assane Ndiaye	F
----	---------------------	---

NUMERICAL ROSTER

#	NAME	HT	POS	YR	EXP @ UNM	HOMETOWN (LAST SCHOOL/TEAM)
0	Isaiah Marin	6-5	G	Fr.	HS	Phoenix, Ariz (College Prep Academy)
1	Bayron Matos	6-9	F	R-Fr.	HS	Santo Domingo D.R. (Hamilton Heights C. Acad.)
2	Saquan Singleton	6-6	G	Jr.	TR	Bronx, N.Y. (Hutchinson CC)
3	Keith McGee	6-3	PG	R-Sr.	2L	Rochester, N.Y. (South Plains College)
4	Emmanuel Kuac	6-7	G	So.	1L	Calgary, Alberta, Canada (Kearns HS (Utah))
5	Rod Brown	6-8	F	R-Jr.	TR	Memphis, Tenn. (Pearl River CC/Wichita State)
10	Makuach Maluach	6-7	G/F	Sr.	3L	Sydney, Australia (Newington College)
11	Jeremiah Francis III	6-1	PG	So.	TR	Columbus, Ohio (North Carolina)
12	Daniel Headdings	6-2	G	R-Fr.	HS	Wasilla, Alaska (Wasilla HS)
13	Javonté Johnson	6-6	G	Fr.	HS	Colorado Springs, Colo. (Cheyenne Mtn. HS)
14	Logan Padgett	6-7	F	So.	TR	Homewood, Ala. (Samford)
20	Clay Patterson	6-1	G	R-Jr.	2L	Rio Rancho, N.M. (Fort Lewis)
21	Nolan Dorsey	6-5	PG	Fr.	HS	Knightdale, N.C. (Milbrook HS)
22	Valdir Manuel	6-10	F	Jr.	TR	Luanda, Angola (Harcum College)
23	Eloy Medina	6-3	G	Fr.	HS	Albuquerque, N.M. (West Mesa HS)
30	Kurt Wegscheider	6-4	G	So.	1L	Bangui, Central African Republic (NBA Academy Africa)
33	Jordan Arroyo	6-7	F	Jr.	2L	Albuquerque, N.M. (Atrisco Heritage Acad.)
35	Assane Ndiaye	7-1	F	Jr.	TR	Dakar, Senegal (Kilgore College)

ALPHABETICAL ROSTER

#	NAME	HT	POS	YR	EXP. @ UNM	HOMETOWN (LAST SCHOOL/TEAM)
33	Jordan Arroyo	6-7	F	Jr.	2L	Albuquerque, N.M. (Atrisco Heritage Acad.)
5	Rod Brown	6-8	F	R-Jr.	TR	Memphis, Tenn. (Pearl River CC/Wichita State)
21	Nolan Dorsey	6-5	PG	Fr.	HS	Knightdale, N.C. (Milbrook HS)
11	Jeremiah Francis III	6-1	PG	So.	TR	Columbus, Ohio (North Carolina)
12	Daniel Headdings	6-2	G	R-Fr.	HS	Wasilla, Alaska (Wasilla HS)
13	Javonté Johnson	6-6	G	Fr.	HS	Colorado Springs, Colo. (Cheyenne Mtn. HS)
4	Emmanuel Kuac	6-7	G	So.	1L	Calgary, Alberta, Canada (Kearns HS (Utah))
10	Makuach Maluach	6-7	G/F	Sr.	3L	Sydney, Australia (Newington College)
22	Valdir Manuel	6-10	F	Jr.	TR	Luanda, Angola (Harcum College)
0	Isaiah Marin	6-5	G	Fr.	HS	Phoenix, Ariz (College Prep Academy)
1	Bayron Matos	6-9	F	R-Fr.	HS	Santo Domingo D.R. (Hamilton Heights C. Acad.)
3	Keith McGee	6-3	PG	R-Sr.	2L	Rochester, N.Y. (South Plains College)
23	Eloy Medina	6-3	G	Fr.	HS	Albuquerque, N.M. (West Mesa HS)
35	Assane Ndiaye	7-1	F	Jr.	TR	Dakar, Senegal (Kilgore College)
14	Logan Padgett	6-7	F	So.	TR	Homewood, Ala. (Samford)
20	Clay Patterson	6-1	G	R-Jr.	2L	Rio Rancho, N.M. (Fort Lewis)
2	Saquan Singleton	6-6	G	Jr.	TR	Bronx, N.Y. (Hutchinson CC)
30	Kurt Wegscheider	6-4	G	So.	1L	Bangui, Central African Republic (NBA Academy Africa)

STARTERS RETURNING (1)

No.	Name	Pos.	GP-GS	Pts.	Reb.	Ast.	FG%	FT%
10	Makuach Maluach	G/F	33-33	9.6	4.0	1.2	48.0%	72.6%

OTHER LETTERWINNERS RETURNING (5)

No.	Name	Pos.	GP-GS	Pts.	Reb.	Ast.	FG%	FT%
3	Keith McGee	G	31-2	5.9	1.6	0.8	47.3	60.0
4	Emmanuel Kuac	G	19-0	1.5	1.3	0.5	52.2	16.7
20	Clay Patterson	G	9-0	0.7	0.3	0.3	00.0	100.0
30	Kurt Wegscheider	G	17-2	1.9	1.3	0.4	56.0	57.1
33	Jordan Arroyo	F	14-1	1.0	1.2	0.1	41.7	66.7

STARTERS LOST (4)

No.	Name	Pos.	GP-GS	Pts.	Reb.	Ast.	FG%	FT%
0	Zane Martin	G	33-18	10.1	2.9	3.1	41.5	70.5
1	Corey Manigault	F	33-20	12.5	4.5	0.7	54.5	69.8
2	Vance Jackson	G/F	28-28	11.1	5.3	1.3	41.4	71.4
5	JaQuan Lyle	G	29-28	14.9	4.2	4.6	43.0	74.6

OTHER LETTERWINNERS LOST (4) NEWCOMERS (12)

No.	Name	Pos.	No.	Name	Pos.	Exp.
4	Tavian Percy	G	0	Isaiah Marin	G	HS
11	JJ Caldwell	G	1	Bayron Matos	F	HS
14	Vante Hendrix	G	2	Saquan Singleton	G	TR
15	Carlton Bragg	F	5	Rod Brown	F	TR
			11	Jeremiah Francis III	PG	TR
			12	Daniel Headdings	G	HS
			13	Javonté Johnson	G	HS
			14	Logan Padgett	F	TR
			21	Nolan Dorsey	PG	HS
			22	Valdir Manuel	F	TR
			23	Eloy Medina	G	HS
			35	Assane Ndiaye	F	TR



Paul Weir

21st Head Coach in UNM Program History
Career Record: 84-61

NOTEWORTHY :

- Named the 21st head coach in program history on April 11, 2017
- First basketball coach to serve as head coach for both New Mexico DI Institutions
- Led 2017-18 Lobos to third in the MW after the team was picked ninth
- Led NMSU to WAC Tournament Championship and NCAA Appearance
- Married to Alma Weir and has two sons, Theodore and Noah

COACHING EXPERIENCE

Head Coach:

New Mexico (2017-present) (55-53)

New Mexico State (2016-17) (28-6)

Associate Head Coach:

New Mexico State (2007-16)

Director of Basketball Operations:

University of Iowa (2005-07)

Assistant Coach:

Northwestern State (La.) (2004-05)

MORE NOTES ON COACH WEIR

- Weir's 28-6 record as a first-year head coach in 2016-17 at NMSU tied for the 10th-most wins by a Division I head coach in NCAA history
- His 28 wins in 2016-17 were the most in Division I for first-year head coaches
- Among those 28 wins was an NMSU school record 20-game win streak that was at the time the longest in the nation
- Has three master's degrees in health and human performance, sports psychology and business administration. Recently completed his doctorate
- Played at York University and became starting point-guard for the Lions as a freshman
- Weir arrived at NM State in 2007 after two seasons as the director of basketball operations at Iowa, where he served under former Lobo head coach Steve Alford

ALMA MATER

York (2004)

WHAT THEY ARE SAYING ABOUT PAUL WEIR

"New Mexico got a guy in Paul Weir that has paid his dues, and immediately showed he can get things done as the head coach. This hire makes sense because Weir knows the landscape and the expectations at UNM. He's a guy who can coach, recruit and connect with players. That's rare these days." - **Jeff Goodman, ESPN**

"Paul Weir handled the transition from assistant coach to head coach about as smoothly as it can be handled -- winning 28 games in his first year after being promoted at New Mexico State. It was similar to what Brad Stevens did immediately after being promoted at Butler. So the Lobos have hired an accomplished coach with a great reputation." - **Gary Parrish, CBS Sports**

2020-21 SEASON STATISTICS

Overall record: 4-8 Conf: 0-8 Home: 0-0 Away: 2-4 Neutral: 2-4

#	Player	gp-gs	min	avg	Total		3-Point		F-Throw		Rebounds				pf	dq	a	to	blk	stl	pts	avg
					fg-fga	fg%	3fg-fga	3fg%	ft-fa	ft%	off	def	tot	avg								
10	MALUACH, Makua	12-12	329	27.4	59-137	.43	13-39	.33	27-42	.64	16	52	68	5.7	24	0	16	31	7	11	158	13.2
02	SINGLETON, Saq	12-12	287	23.9	29-70	.41	0-4	.00	41-67	.61	18	35	53	4.4	22	0	31	20	7	13	99	8.3
05	BROWN, Rod	12-10	272	22.7	36-78	.46	0-0	.00	25-38	.65	27	32	59	4.9	23	0	16	19	6	4	97	8.1
22	MANUEL, Valdir	12-2	205	17.1	37-86	.43	4-16	.25	4-7	.57	17	28	45	3.8	18	0	4	12	14	1	82	6.8
01	MATOS, Bayron	12-10	245	20.4	31-64	.48	0-0	.00	14-32	.43	30	27	57	4.8	22	0	5	13	6	2	76	6.3
03	MCGEE, Keith	8-0	120	15.0	18-42	.42	11-29	.37	0-0	.00	5	12	17	2.1	8	0	5	9	1	2	47	5.9
11	FRANCIS III, Jere	12-8	246	20.5	18-79	.22	5-37	.13	14-19	.73	2	23	25	2.1	10	0	24	21	0	7	55	4.6
04	KUAC, Emmanuel	11-2	168	15.3	15-42	.35	9-27	.33	1-3	.33	9	29	38	3.5	23	0	5	15	4	6	40	3.6
13	JOHNSON, Javont	12-1	142	11.8	11-36	.30	4-17	.23	9-13	.69	5	9	14	1.2	14	0	4	3	0	4	35	2.9
00	MARIN, Isaiah	11-3	128	11.6	9-32	.28	5-16	.31	3-6	.50	5	16	21	1.9	27	2	12	12	0	4	26	2.4
30	WEGSCHEIDER, Dan	11-0	116	10.5	8-18	.44	0-2	.00	7-10	.70	11	9	20	1.8	9	0	5	5	0	6	23	2.1
12	HEADINGS, Logan	4-0	6	1.5	2-2	1.000	1-1	1.000	1-1	1.000	0	1	1	0.3	1	0	1	0	0	0	6	1.5
14	PADGETT, Logan	6-0	36	6.0	3-10	.30	1-4	.25	0-0	.00	4	5	9	1.5	0	0	2	2	1	2	7	1.2
21	DORSEY, Nolan	8-0	65	8.1	3-10	.30	1-5	.20	0-0	.00	1	4	5	0.6	1	0	2	4	0	2	7	0.9
20	PATTERSON, Cla	6-0	25	4.2	1-7	.14	1-6	.16	1-2	.50	0	3	3	0.5	3	0	2	1	0	1	4	0.7
23	MEDINA, Eloy	3-0	6	2.0	0-3	.00	0-3	.00	0-0	.00	0	1	1	0.3	0	0	0	0	0	0	0	0.0
33	ARROYO, Jordan	2-0	4	2.0	0-0	.00	0-0	.00	0-0	.00	1	0	1	0.5	0	0	0	0	0	0	0	0.0
Team											17	18	35				8					
Total.....		12	2400		280-716	.39	55-206	.26	147-240	.61	168	304	472	39.3	205	2	134	175	46	65	762	63.5
Opponents.....		12	2400		304-704	.43	102-290	.35	144-202	.71	124	306	430	35.8	223	-	176	156	44	86	854	71.2

TEAM STATISTICS	NM	OPP	Date	Opponent	Score	Att.
SCORING	762	854	12/13/20	at Rice	w 72-61	0
Points per game	63.5	71.2	12/15/20	vs Our Lady of the Lake	w 104-65	0
Scoring margin	-7.7	-	12/17/20	vs LeTourneau	w 90-58	0
FIELD GOALS-ATT	280-716	304-704	* 12/21/20	at Boise St.	L 53-77	0
Field goal pct	.391	.432	* 12/23/20	at Boise St.	L 52-89	0
3 POINT FG-ATT	55-206	102-290	* 12/31/20	vs Nevada	L 54-68	0
3-point FG pct	.267	.352	* 01/02/21	vs Nevada	L 74-84	0
3-pt FG made per gam	4.6	8.5	* 01/06/21	vs Utah State	L 45-77	0
FREE THROWS-ATT	147-240	144-202	* 01/08/21	vs Utah State	L 46-82	0
Free throw pct	.613	.713	01/13/21	at Dixie St.	w 72-63	771
F-Throws made per ga	12.3	12.0	* 01/16/21	at UNLV	L 54-77	0
REBOUNDS	472	430	* 01/18/21	at UNLV	L 46-53	0
Rebounds per game	39.3	35.8	* 1/21/21	SAN JOSÉ STATE	TBA	
Rebounding margin	+3.5	-	* 1/23/21	SAN JOSÉ STATE	TBA	
ASSISTS	134	176	* 1/28/21	at Fresno State	9 p.m. MT	
Assists per game	11.2	14.7	* 1/30/21	at Fresno State	5 p.m. MT	
TURNOVERS	175	156	* 2/3/21	SAN DIEGO STATE	TBA	
Turnovers per game	14.6	13.0	* 2/5/21	SAN DIEGO STATE	7 p.m. MT	
Turnover margin	-1.6	-	* 2/9/21	at Colorado State	TBA	
Assist/turnover ratio	0.8	1.1	* 2/11/21	at Colorado State	TBA	
STEALS	65	86	* 2/17/21	WYOMING	TBA	
Steals per game	5.4	7.2	* 2/19/20	WYOMING	TBA	
BLOCKS	46	44	* 2/22/21	at Air Force	TBA	
Blocks per game	3.8	3.7	* 2/24/21	at Air Force	TBA	
ATTENDANCE	0	771	* - MW game			
Home games-Avg/Gam	0-0	6-128				
Neutral site-Avg/Game	-	6-0				

Score by Periods	1st	2nd	Totals
New Mexico	352	410	762
Opponents	416	438	854

2020-21 MOUNTAIN WEST STATISTICS

Overall record: 0-8 Conf: 0-8 Home: 0-0 Away: 0-4 Neutral: 0-4

##	Player	gp-gs	min	avg	Total		3-Point		F-Throw		Rebounds				pf	dq	a	to	blk	stl	pts	avg
					fg-fga	fg%	3fg-fga	3fg%	ft-fga	ft%	off	def	tot	avg								
10	MALUACH, Makua	8-8	225	28.1	34-93	.36	9-33	.27	14-22	.63	4	28	32	4.0	17	0	10	26	3	8	91	11.4
03	MC GEE, Keith	5-0	77	15.4	14-28	.50	10-21	.47	0-0	.00	2	6	8	1.6	5	0	2	3	0	2	38	7.6
02	SINGLETON, Saq	8-8	186	23.3	15-45	.33	0-3	.00	28-46	.60	8	16	24	3.0	14	0	17	15	2	12	58	7.3
05	BROWN, Rod	8-7	178	22.3	15-46	.32	0-0	.00	19-30	.63	13	15	28	3.5	18	0	11	15	2	4	49	6.1
22	MANUEL, Valdir	8-1	136	17.0	20-50	.40	3-11	.27	3-5	.60	7	14	21	2.6	12	0	0	6	8	0	46	5.8
11	FRANCIS III, Jere	8-4	164	20.5	13-47	.27	4-20	.20	9-12	.75	1	13	14	1.8	6	0	16	15	0	2	39	4.9
01	MATOS, Bayron	8-8	167	20.9	13-30	.43	0-0	.00	10-23	.43	17	18	35	4.4	18	0	1	4	1	1	36	4.5
13	JOHNSON, Javont	8-1	93	11.6	5-23	.21	3-12	.25	6-7	.85	3	4	7	0.9	12	0	1	3	0	1	19	2.4
04	KUAC, Emmanuel	8-0	114	14.3	6-24	.25	5-18	.27	0-1	.00	5	17	22	2.8	18	0	2	11	2	4	17	2.1
30	WEGSCHEIDER,	8-0	81	10.1	5-10	.50	0-1	.00	5-7	.71	8	4	12	1.5	7	0	4	2	0	1	15	1.9
12	HEADINGS, Dan	2-0	1	0.5	1-1	1.000	1-1	1.000	0-0	.00	0	0	0	0.0	0	0	0	0	0	0	3	1.5
21	DORSEY, Nolan	5-0	44	8.8	3-7	.42	1-4	.25	0-0	.00	1	1	2	0.4	1	0	1	3	0	2	7	1.4
00	MARIN, Isaiah	8-3	97	12.1	2-23	.08	1-11	.09	0-2	.00	4	10	14	1.8	20	1	10	9	0	4	5	0.6
20	PATTERSON, Cla	3-0	9	3.0	0-3	.00	0-3	.00	1-2	.50	0	1	1	0.3	0	0	0	0	0	1	1	0.3
14	PADGETT, Logan	4-0	23	5.8	0-5	.00	0-3	.00	0-0	.00	2	4	6	1.5	0	0	1	2	1	1	0	0.0
23	MEDINA, Eloy	1-0	1	1.0	0-1	.00	0-1	.00	0-0	.00	0	0	0	0.0	0	0	0	0	0	0	0	0.0
33	ARROYO, Jordan	2-0	4	2.0	0-0	.00	0-0	.00	0-0	.00	1	0	1	0.5	0	0	0	0	0	0	0	0.0
Team											10	9	19					7				
Total.....		8	1600		146-436	.33	37-142	.26	95-157	.60	86	160	246	30.8	148	1	76	121	19	43	424	53.0
Opponents.....		8	1600		218-441	.49	60-159	.37	111-151	.73	82	226	308	38.5	150	-	126	108	34	59	607	75.9

TEAM STATISTICS	NM	OPP	Date	Opponent	Score	Att.
SCORING	424	607	* 12/21/20	at Boise St.	L 53-77	0
Points per game	53.0	75.9	* 12/23/20	at Boise St.	L 52-89	0
Scoring margin	-22.9	-	* 12/31/20	vs Nevada	L 54-68	0
FIELD GOALS-ATT	146-436	218-441	* 01/02/21	vs Nevada	L 74-84	0
Field goal pct	.335	.494	* 01/06/21	vs Utah State	L 45-77	0
3 POINT FG-ATT	37-142	60-159	* 01/08/21	vs Utah State	L 46-82	0
3-point FG pct	.261	.377	* 01/16/21	at UNLV	L 54-77	0
3-pt FG made per gam	4.6	7.5	* 01/18/21	at UNLV	L 46-53	0
FREE THROWS-ATT	95-157	111-151	* 1/21/21	SAN JOSÉ STATE	TBA	
Free throw pct	.605	.735	* 1/23/21	SAN JOSÉ STATE	TBA	
F-Throws made per ga	11.9	13.9	* 1/28/21	at Fresno State	9 p.m. MT	
REBOUNDS	246	308	* 1/30/21	at Fresno State	5 p.m. MT	
Rebounds per game	30.8	38.5	* 2/3/21	SAN DIEGO STATE	TBA	
Rebounding margin	-7.7	-	* 2/5/21	SAN DIEGO STATE	7 p.m. MT	
ASSISTS	76	126	* 2/9/21	at Colorado State	TBA	
Assists per game	9.5	15.8	* 2/11/21	at Colorado State	TBA	
TURNOVERS	121	108	* 2/17/21	WYOMING	TBA	
Turnovers per game	15.1	13.5	* 2/19/20	WYOMING	TBA	
Turnover margin	-1.6	-	* 2/22/21	at Air Force	TBA	
Assist/turnover ratio	0.6	1.2	* 2/24/21	at Air Force	TBA	
STEALS	43	59				
Steals per game	5.4	7.4				
BLOCKS	19	34				
Blocks per game	2.4	4.3				
ATTENDANCE	0	0				
Home games-Avg/Gam	0-0	4-0				
Neutral site-Avg/Game	-	4-0				

* - MW game

Score by Periods	1st	2nd	Totals
New Mexico	202	222	424
Opponents	309	298	607

2020-21 Extended Season Statistics - All Games

RECORD:	OVERALL	HOME	AWAY	NEUTRAL
ALL GAMES	4-8	0-0	2-4	2-4
CONFERENCE	0-8	0-0	0-4	0-4
NON-CONFERENCE	4-0	0-0	2-0	2-0

#	Player	gp-gs	min	avg	Total		3-Point		F-Throw		Rebounds				pf	dq	a	a/g	to	to/g	a/to	blk	blk/g	stl	stl/g	pts	avg
					fg-fga	fg%	3fg-fga	3fg%	ft-fga	ft%	off	def	tot	avg													
10	MALUACH, Makuach	12-12	329	27.4	59-137	.43	13-39	.33	27-42	.64	16	52	68	5.7	24	0	16	1.33	31	2.58	0.52	7	0.58	110.92	158	13.2	
02	SINGLETON, Saqua	12-12	287	23.9	29-70	.41	0-4	.00	41-67	.61	18	35	53	4.4	22	0	31	2.58	20	1.67	1.55	7	0.58	131.08	99	8.3	
05	BROWN, Rod	12-10	272	22.7	36-78	.46	0-0	.00	25-38	.65	27	32	59	4.9	23	0	16	1.33	19	1.58	0.84	6	0.50	40.33	97	8.1	
22	MANUEL, Valdir	12-2	205	17.1	37-86	.43	4-16	.25	4-7	.57	17	28	45	3.8	18	0	4	0.33	12	1.00	0.33	14	1.17	10.08	82	6.8	
01	MATOS, Bayron	12-10	245	20.4	31-64	.48	0-0	.00	14-32	.43	30	27	57	4.8	22	0	5	0.42	13	1.08	0.38	6	0.50	20.17	76	6.3	
03	MC GEE, Keith	8-0	120	15.0	18-42	.42	11-29	.37	0-0	.00	5	12	17	2.1	8	0	5	0.63	9	1.13	0.56	1	0.13	20.25	47	5.9	
11	FRANCIS III,Jeremia	12-8	246	20.5	18-79	.22	5-37	.13	14-19	.73	2	23	25	2.1	10	0	24	2.00	21	1.75	1.14	0	0.00	70.58	55	4.6	
04	KUAC, Emmanuel	11-2	168	15.3	15-42	.35	9-27	.33	1-3	.33	9	29	38	3.5	23	0	5	0.45	15	1.36	0.33	4	0.36	60.55	40	3.6	
13	JOHNSON, Javonte	12-1	142	11.8	11-36	.30	4-17	.23	9-13	.69	5	9	14	1.2	14	0	4	0.33	3	0.25	1.33	0	0.00	40.33	35	2.9	
00	MARIN, Isaiah	11-3	128	11.6	9-32	.28	5-16	.31	3-6	.50	5	16	21	1.9	27	2	12	1.09	12	1.09	1.00	0	0.00	40.36	26	2.4	
30	WEGSCHEIDER, Ku	11-0	116	10.5	8-18	.44	0-2	.00	7-10	.70	11	9	20	1.8	9	0	5	0.45	5	0.45	1.00	0	0.00	60.55	23	2.1	
12	HEADINGS, Daniel	4-0	6	1.5	2-2	1.000	1-1	1.000	1-1	1.000	0	1	1	0.3	1	0	1	0.25	0	0.00	99.00	0	0.00	0.00	6	1.5	
14	PADGETT, Logan	6-0	36	6.0	3-10	.30	1-4	.25	0-0	.00	4	5	9	1.5	0	0	2	0.33	2	0.33	1.00	1	0.17	20.33	7	1.2	
21	DORSEY, Nolan	8-0	65	8.1	3-10	.30	1-5	.20	0-0	.00	1	4	5	0.6	1	0	2	0.25	4	0.50	0.50	0	0.00	20.25	7	0.9	
20	PATTERSON, Clay	6-0	25	4.2	1-7	.14	1-6	.16	1-2	.50	0	3	3	0.5	3	0	2	0.33	1	0.17	2.00	0	0.00	10.17	4	0.7	
23	MEDINA, Eloy	3-0	6	2.0	0-3	.00	0-3	.00	0-0	.00	0	1	1	0.3	0	0	0	0.00	0	0.00	0.00	0	0.00	0.00	0	0.0	
33	ARROYO, Jordan	2-0	4	2.0	0-0	.00	0-0	.00	0-0	.00	1	0	1	0.5	0	0	0	0.00	0	0.00	0.00	0	0.00	0.00	0	0.0	
Total.....		12	2400		280-716	.39	55-206	.26	147-240	.61	168	304	472	39.3	205	2	134	11.17	175	14.58	0.77	46	3.83	655.42	762	63.5	
Opponents.....		12	2400		304-704	.43	102-290	.35	144-202	.71	124	306	430	35.8	223	-	176	14.67	156	13.00	1.13	44	3.67	867.17	854	71.2	

2020-21 Season Metrics

#	Player	Min	AST%	EFG%	TS%	Usg%	DRB%	ORB%	TRB%
33	ARROYO, Jordan	4	0.0	.000	.000	0.0	0.0	25.3	13.3
05	BROWN, Rod	272	13.0	.462	.512	20.1	13.2	10.1	11.5
21	DORSEY, Nolan	65	5.7	.350	.350	10.4	6.9	1.6	4.1
11	FRANCIS III, Jeremiah	246	19.1	.259	.315	21.2	10.5	0.8	5.4
12	HEADINGS, Daniel	6	66.7	1.250	1.230	19.6	18.7	0.0	8.9
13	JOHNSON, Javonte	142	5.6	.361	.419	15.2	7.1	3.6	5.2
04	KUAC, Emmanuel	168	6.0	.464	.462	16.7	19.4	5.4	12.0
10	MALUACH, Makuach	329	12.0	.478	.508	27.3	17.7	4.9	11.0
22	MANUEL, Valdir	205	4.8	.453	.460	23.7	15.3	8.4	11.7
00	MARIN, Isaiah	128	18.3	.359	.375	17.5	14.0	4.0	8.7
01	MATOS, Bayron	245	4.5	.484	.487	17.9	12.4	12.4	12.4
03	MC GEE, Keith	120	9.6	.560	.560	20.5	11.2	4.2	7.5
23	MEDINA, Eloy	6	0.0	.000	.000	24.1	18.7	0.0	8.9
14	PADGETT, Logan	36	11.1	.350	.350	16.1	15.6	11.3	13.3
20	PATTERSON, Clay	25	14.7	.214	.254	17.1	13.5	0.0	6.4
02	SINGLETON, Saquan	287	22.4	.414	.498	20.1	13.7	6.4	9.8
30	WEGSCHEIDER, Kurt	116	8.4	.444	.513	11.4	8.7	9.6	9.2

Estimated possessions: 835.8

Team offensive rating (ORTg): 91.2

Team defensive rating (DRtg): 102.2

AST% - An estimate of the pct of teammate field goals assisted while on the floor

EFG% - Effective FG% (adjusts to include additional points from 3FGs)

TS% - True Shooting% (takes into account field goals, 3-point field goals, and free throws)

Usg% - An estimate of the pct of team plays used while on the floor

DRB% - An estimate of the pct of available defensive rebounds grabbed while on the floor

2020-21 SEASON STATISTICS

2020-21 UNM Team Game-by-Game

Opponent	Date	Score		Total		3-Pointers		Free throws		Rebounds				pf	a	t/o	blk	stl	pts	avg
				fg-fga	pct	3fg-fga	pct	ft-fa	pct	off	def	tot	avg							
at Rice	12/13/	72-61	W	29-66	.43	4-17	.23	10-13	.76	19	30	49	49.0	16	12	15	3	6	72	72.0
vs Our Lady of the Lak	12/15/	104-65	W	40-67	.59	10-23	.43	14-23	.60	14	34	48	48.5	12	21	14	9	10	104	88.0
vs LeTourneau	12/17/	90-58	W	38-83	.45	2-12	.16	12-24	.50	32	47	79	58.7	10	16	15	4	5	90	88.7
at Boise St.	12/21/	53-77	L	19-56	.33	5-15	.33	10-19	.52	11	18	29	51.2	18	8	13	1	3	53	79.8
at Boise St.	12/23/	52-89	L	18-54	.33	1-9	.11	15-21	.71	10	16	26	46.2	13	3	18	2	4	52	74.2
vs Nevada	12/31/	54-68	L	18-58	.31	3-14	.21	15-35	.42	18	27	45	46.0	23	13	16	3	6	54	70.8
vs Nevada	01/02/	74-84	L	23-51	.45	9-23	.39	19-29	.65	11	17	28	43.4	23	16	8	0	4	74	71.3
vs Utah State	01/06/	45-77	L	15-56	.26	5-21	.23	10-14	.71	9	20	29	41.6	17	5	18	5	7	45	68.0
vs Utah State	01/08/	46-82	L	19-61	.31	5-21	.23	3-4	.75	6	16	22	39.4	17	8	14	4	6	46	65.6
at Dixie St.	01/13/	72-63	W	27-64	.42	2-12	.16	16-23	.69	17	33	50	40.5	19	9	10	11	1	72	66.2
at UNLV	01/16/	54-77	L	17-51	.33	3-18	.16	17-23	.73	11	20	31	39.6	18	13	14	1	4	54	65.1
at UNLV	01/18/	46-53	L	17-49	.34	6-21	.28	6-12	.50	10	26	36	39.3	19	10	20	3	9	46	63.5
New Mexico		762		280-716	.391	55-206	.267	147-240	.613	168	304	472	39.3	205	134	175	46	65	762	63.5
Opponents		854		304-704	.432	102-290	.352	144-202	.713	124	306	430	35.8	223	176	156	44	86	854	71.2

Games played: 12

Points/game: 63.5

FG Pct: 39.1

3FG Pct: 26.7

FT Pct: 61.3

Rebounds/game: 39.3

Assists/game: 11.2

Turnovers/game: 14.6

Assist/turnover ratio: 0.8

Steals/game: 5.4

Blocks/game: 3.8

2020-21 Opponent Game-by-Game

Opponent	Date	Score		Total		3-Pointers		Free throws		Rebounds				pf	a	t/o	blk	stl	pts	avg
				fg-fga	pct	3fg-fga	pct	ft-fa	pct	off	def	tot	avg							
at Rice	12/13/	72-61	W	19-56	.33	13-35	.37	10-16	.62	10	20	30	30.0	15	11	15	0	5	61	61.0
vs Our Lady of the Lak	12/15/	104-65	W	23-62	.37	10-28	.35	9-11	.81	6	15	21	25.5	19	13	18	4	7	65	63.0
vs LeTourneau	12/17/	90-58	W	22-79	.27	11-44	.25	3-5	.60	11	21	32	27.7	19	10	8	5	9	58	61.3
at Boise St.	12/21/	53-77	L	30-52	.57	5-15	.33	12-20	.60	8	27	35	29.5	20	19	12	5	10	77	65.2
at Boise St.	12/23/	52-89	L	36-60	.60	11-22	.50	6-9	.66	8	28	36	30.8	20	23	13	4	8	89	70.0
vs Nevada	12/31/	54-68	L	20-52	.38	4-18	.22	24-31	.77	10	32	42	32.7	28	5	15	4	7	68	69.7
vs Nevada	01/02/	74-84	L	25-51	.49	13-25	.52	21-25	.84	8	21	29	32.1	26	17	9	1	5	84	71.7
vs Utah State	01/06/	45-77	L	28-57	.49	4-16	.25	17-21	.81	11	30	41	33.2	12	16	15	10	7	77	72.4
vs Utah State	01/08/	46-82	L	32-63	.50	7-16	.43	11-17	.64	18	35	53	35.4	8	20	17	5	6	82	73.4
at Dixie St.	01/13/	72-63	W	22-66	.33	8-24	.33	11-19	.57	15	24	39	35.8	20	16	7	1	6	63	72.4
at UNLV	01/16/	54-77	L	29-57	.50	10-27	.37	9-12	.75	10	26	36	35.8	18	18	12	2	8	77	72.8
at UNLV	01/18/	46-53	L	18-49	.36	6-20	.30	11-16	.68	9	27	36	35.8	18	8	15	3	8	53	71.2
Opponents		854		304-704	.432	102-290	.352	144-202	.713	124	306	430	35.8	223	176	156	44	86	854	71.2
New Mexico		762		280-716	.391	55-206	.267	147-240	.613	168	304	472	39.3	205	134	175	46	65	762	63.5

Games played: 12

Points/game: 71.2

FG Pct: 43.2

3FG Pct: 35.2

FT Pct: 71.3

Rebounds/game: 35.8

Assists/game: 14.7

Turnovers/game: 13.0

Assist/turnover ratio: 1.1

Steals/game: 7.2

Blocks/game: 3.7

2020-21 SEASON STATISTICS

2020-21 Game-by-Game Highs

Opponent	Date	Score	Points	Rebounds	Assists	Steals	Blocked shots
at Rice	12/13/2	72-61	23-MALUACH, M	12-MALUACH, M	4-SINGLETON, S	3-FRANCIS III, Je	1-SINGLETON, S MCGEE, Keith MATOS, Bayron
vs Our Lady of the Lak	12/15/2	104-6	17-MALUACH, M	10-SINGLETON,	4-SINGLETON, S FRANCIS III, Jer	3-MALUACH, Ma	3-MATOS, Bayro
vs LeTourneau	12/17/2	90-58	16-MATOS, Bayro	12-MALUACH, M	3-MALUACH, Ma	3-WEGSCHEIDE	1-MANUEL, Valdi MALUACH, Mak BROWN, Rod MATOS, Bayron
at Boise St.	12/21/2	53-77	13-MALUACH, M	4-KUAC, Emman SINGLETON, S	3-SINGLETON, S	1-MCGEE, Keith WEGSCHEIDE KUAC, Emmanu	1-MANUEL, Valdi
at Boise St.	12/23/2	52-89	8-SINGLETON, S MALUACH, Mak BROWN, Rod	5-WEGSCHEIDE	1-BROWN, Rod MARIN, Isaiah WEGSCHEIDE	2-MALUACH, Ma SINGLETON, S	1-MALUACH, Ma KUAC, Emmanu
vs Nevada	12/31/2	54-68	15-MALUACH, M	11-BROWN, Rod	4-BROWN, Rod SINGLETON, S	3-SINGLETON, S	1-SINGLETON, S KUAC, Emmanu BROWN, Rod
vs Nevada	01/02/2	74-84	14-MCGEE, Keith	6-MALUACH, Ma	5-MALUACH, Ma	1-FRANCIS III, Je SINGLETON, S MALUACH, Mak MCGEE, Keith	None
vs Utah State	01/06/2	45-77	10-MCGEE, Keith	5-MALUACH, Ma	2-FRANCIS III, Je	2-BROWN, Rod MALUACH, Mak	3-MANUEL, Valdi
vs Utah State	01/08/2	46-82	13-MALUACH, M	4-MANUEL, Valdi	3-FRANCIS III, Je	2-MALUACH, Ma	2-MALUACH, Ma
at Dixie St.	01/13/2	72-63	17-SINGLETON,	12-BROWN, Rod	4-SINGLETON, S	1-SINGLETON, S	4-MANUEL, Valdi SINGLETON, S
at UNLV	01/16/2	54-77	13-MALUACH, M	7-MATOS, Bayro	4-FRANCIS III, Je	1-DORSEY, Nola MALUACH, Mak MARIN, Isaiah FRANCIS III, Jer	1-MANUEL, Valdi
at UNLV	01/18/2	46-53	11-SINGLETON,	8-MALUACH, Ma	6-SINGLETON, S	4-SINGLETON, S	2-MANUEL, Valdi

JAN. 18, 2021 • NEW MEXICO 46, UNLV 53 • Las Vegas, Nev.

Strong Defense Leads Lobos to Near Upset of Runnin' Rebels Monday

LAS VEGAS, Nev — After falling by 23 points in game one, the University of New Mexico men's basketball team nearly pulled off the upset over UNLV on Monday night as the teams were tied with 5:43 left to play.

The Lobos (4-8, 0-8 MW) led for nearly 25 minutes compared to 9:33 for UNLV (4-6, 2-2 MW). New Mexico led by one point at halftime, marking the first time UNM has led at the break against a conference team this season. With the 53-46 win, UNLV sweeps the series for the third straight season.

After allowing four double-digit scorers in game one including 20 points from UNLV senior Cheikh Mbacke Diong, the Lobo defense stepped up Monday night. UNM limited the Runnin' Rebels to just two double-figure scorers as UNLV was led by junior Bryce Hamilton with 14 points, 12 of which he scored in the second half.

The Lobos held Mbacke Diong to just six points on the night, all in the final 10 minutes of the game, while also limiting freshman Nick Blake to 10 points after he posted 18 Saturday.

New Mexico was also led by a pair of scorers in double figures in juniors Saquan Singleton and Valdir Manuel. Singleton posted his fourth double-digit game of the season with 11 points and has done so in two of his last three games. He also racked up a game-high and UNM career-most six assists to go along with six rebounds, four steals and a block.

Manuel scored 10 points for his second straight game scoring in double digits while adding five rebounds and two blocks.

In the game that saw seven lead changes and three ties, UNM started strong and built a 10-point lead on an 8-0 run with 12:23 on the clock in the first half.

UNM's run put the Lobos up 13-3 and included four points from redshirt-freshman Bayron Matos.

The Lobos held the lead until UNLV tied it with 3:14 left, 19-19, and the Runnin' Rebels took a four-point lead over the next 2:34, 27-23, with 40 seconds left.

UNM scored the next five points starting with a layup from Singleton.

With one second left on the clock, sophomore Emmanuel Kuac hit a buzzer-beating three to take the narrow one-point advantage, 28-27 at the break.

After UNLV opened the second half with a jumper to reclaim a one-point lead, Lobo senior Makuach Maluach and Manuel hit back-to-back threes within 54 seconds to get ahead again by five, which UNM would do just once more before the Runnin' Rebels finished the game on an 11-4 run for the win.

After the teams tied it 42-42 with 5:43 left, UNLV built its largest lead of the game of five, 48-43, with just 2:43 left to play and increased it to seven just less than a minute later before finishing with the seven-point final advantage.

Both UNLV and UNM hit six threes on the night. The Runnin' Rebels scored five in the first half before the Lobos held them to just 1-for-10 from behind the arc in the second half.

The Lobos are set to return to action on Thursday, Jan. 21 when they take on San José State in St. George, Utah. The teams will tip off at Dixie State at 1 p.m. on the Mountain West Network.

Official Basketball Box Score - Game Totals - Final Statistics

New Mexico vs UNLV

01/18/21 6:30 pm at Las Vegas, NV

New Mexico 46 • 4-8, 0-8 MW

#	Player	Total		3-Ptr		Rebounds		PF	TP	A	TO	Blk	Stl	Min
		FG-FGA	FG-FGA	FT-FTA	FT-FTA	Off	Def							
01	MATOS, Bayron	f	2-2	0-0	0-2	1	3	4	1	4	0	0	0	22
22	MANUEL, Valdir	f	4-6	2-4	0-0	3	2	5	2	10	0	2	2	0
02	SINGLETON, Saquan	g	4-9	0-0	3-6	2	4	6	3	11	6	4	1	4
10	MALUACH, Makuach	g	3-12	2-7	1-2	0	8	8	3	9	1	0	0	32
13	JOHNSON, Javonte	g	0-3	0-1	0-0	0	0	2	0	2	0	2	0	14
04	MARIN, Issiah		0-4	0-3	0-0	0	0	1	0	3	0	3	0	21
04	KUAC, Emmanuel		2-5	2-5	0-0	1	4	5	4	6	0	1	0	22
05	BROWN, Rod		0-4	0-0	0-0	1	2	3	1	0	2	1	0	15
11	FRANCIS III, Jeremiah		2-4	0-1	0-0	0	1	1	2	4	1	2	0	0
30	WEGSCHEIDER, Kurt		0-0	0-0	2-2	1	1	2	0	2	0	0	0	13
	Team					1	1	2			1			
Totals			17-49	6-21	6-12	10	26	36	19	46	10	20	3	9

FG % 1st Half: 12-24 50.0%

3FG % 1st Half: 2-7 28.6%

FT % 1st Half: 2-5 40.0%

2nd half: 5-25 20.0%

2nd half: 4-14 28.6%

2nd half: 4-7 57.1%

Game: 17-49 34.7%

Game: 6-21 28.6%

Game: 6-12 50.0%

Deadball

Rebounds

1

UNLV 53 • 4-6, 2-2 MW

#	Player	Total		3-Ptr		Rebounds		PF	TP	A	TO	Blk	Stl	Min
		FG-FGA	FG-FGA	FT-FTA	FT-FTA	Off	Def							
10	Edoardo Del Cadia	f	1-5	0-0	2-2	3	1	4	1	4	0	0	0	16
34	Cheikh Mbacke Diong	f	1-1	0-0	4-5	4	6	10	2	6	0	3	0	1
03	Caleb Grill	g	1-5	1-4	0-1	0	3	3	2	3	0	0	0	30
15	Dave Jenkins Jr.	g	3-10	2-6	0-0	0	4	4	3	8	2	3	0	31
03	Bryce Hamilton	g	7-15	0-3	0-0	1	4	5	3	14	3	5	0	1
16	Moses Wood		2-4	2-3	2-3	0	3	4	8	1	3	0	0	16
25	Reece Brown		0-1	0-0	0-0	0	1	1	2	0	0	0	0	5
22	Nick Blake		3-7	1-3	3-5	1	3	4	0	10	2	1	1	22
30	Devin Tillis		0-1	0-1	0-0	0	2	2	1	0	0	0	0	14
	Team					0	0	0						
Totals			18-49	6-20	11-16	9	27	36	18	53	8	15	3	8

FG % 1st Half: 9-27 33.3%

3FG % 1st Half: 5-10 50.0%

OPPONENT NUMERICAL ROSTER/STATS

SAN JOSÉ STATE 2020-21 ROSTER

No.	Name	Pos.	Ht.	Wt.	Cl.	Hometown (Previous School)
1	Caleb Simmons	G	6-6	205	JR	Vallejo, Calif. (Desert Vista HS)
2	Jalen Dalcourt	G	6-2	170	JR	Lafayette, La. (Iowa Western CC)
4	Sebastian Mendoza	G	6-3	195	FR	Riverside, Calif. (Hillcrest HS)
5	Hugo Clarkin	C	7-0	215	FR	Las Flores, Calif. (JSerra Catholic HS)
10	Omari Moore	G	6-6	190	SO	Pasadena, Calif. (Middlebrooks Academy)
11	Richard Washington	G	6-6	200	SR	Newport News, Va. (Tallahassee CC/Wake Forest)
12	Eduardo Lane	C	6-11	240	SR	Aquidauana, Brazil (Marshalltown CC)
21	Kaison Hammonds	G	6-4	180	JR	Highlands Ranch, Colo. (ThunderRidge HS)
22	Nate Lacewell	F	6-9	195	FR	Missouri City, Texas (Legacy HS)
24	Michael Ofoegbu	F	6-7	205	FR	Lakewood, Calif. (Golden State Prep)
35	Ralph Agee	F/C	6-8	235	SR	Victorville, Calif. (East Los Angeles College)
40	Chase Courtney	F	6-10	230	FR	Scottsdale, Ariz. (Golden State Prep)
44	Trey Smith	G	6-3	195	JR	Cyprus, Calif. (Saddleback Valley Christian HS)
50	Harminder Dhaliwal	C	6-10	235	SO	Laguna Niguel, Calif. (Aliso Niguel HS)

SAN JOSÉ STATE 2020-21 STATISTICS

RECORD:	OVERALL	HOME	AWAY	NEUTRAL
ALL GAMES	2-10	2-3	0-6	0-1
CONFERENCE	0-8	0-3	0-4	0-1
NON-CONFERENCE	2-2	2-0	0-2	0-0

#	Player	gp-gs	min	avg	Total		3-Point		F-Throw		Rebounds								a	to	blk	stl	pts	avg
					fg-fga	fg%	3fg-fga	3fg%	ft-fa	ft%	off	def	tot	avg	pf	dq								
11	WASHINGTON, Richar	12-11	398	33.2	93-219	.425	35-97	.361	45-57	.789	16	48	64	5.3	20	0	22	26	2	5	266	22.2		
02	Jalen Dalcourt	6-3	149	24.8	26-64	.406	14-33	.424	6-8	.750	1	15	16	2.7	12	0	5	9	2	5	72	12.0		
35	AGEE, Ralph	12-10	283	23.6	46-89	.517	0-0	.000	24-38	.632	13	40	53	4.4	31	1	6	27	2	2	116	9.7		
13	KNIGHT, Seneca	4-4	114	28.5	11-45	.244	2-11	.182	13-20	.650	6	23	29	7.3	11	0	8	10	0	5	37	9.3		
10	MOORE, Omari	12-12	315	26.3	31-75	.413	4-19	.211	9-16	.563	8	55	63	5.3	24	0	31	24	18	14	75	6.3		
04	Sebastian Mendoza	12-1	204	17.0	19-70	.271	10-35	.286	7-14	.500	6	13	19	1.6	21	0	7	18	4	6	55	4.6		
44	SMITH, Trey	12-5	288	24.0	17-72	.236	9-44	.205	11-19	.579	6	19	25	2.1	8	0	15	2	1	4	54	4.5		
01	Caleb Simmons	10-0	132	13.2	11-31	.355	9-24	.375	5-6	.833	6	19	25	2.5	15	0	7	9	1	4	36	3.6		
22	LACEWELL, Nate	11-6	180	16.4	10-41	.244	3-14	.214	9-13	.692	11	27	38	3.5	12	0	3	8	4	0	32	2.9		
40	COURTNEY, Chase	8-1	89	11.1	5-24	.208	0-0	.000	5-9	.556	7	10	17	2.1	18	0	0	7	1	0	15	1.9		
05	Hugo Clarkin	11-6	166	15.1	10-17	.588	0-1	.000	0-1	.000	9	22	31	2.8	23	0	4	11	8	5	20	1.8		
21	Hammonds, Kaison	4-0	43	10.8	1-7	.143	1-6	.167	4-4	1.000	0	1	1	0.3	6	0	2	2	0	2	7	1.8		
50	DHALIWAL, Harminder	9-0	38	4.2	6-10	.600	0-1	.000	3-6	.500	9	6	15	1.7	7	0	2	2	0	2	15	1.7		
24	OFOEGBU, Michael	1-1	3	3.0	0-0	.000	0-0	.000	0-0	.000	0	1	1	1.0	0	0	0	0	0	0	0	0.0		
Team											17	21	38				5							
Total.....		0	2402		286-764	.374	87-285	.305	141-211	.668	115	320	435	0.0	208	1	112	160	43	54	800	0.0		
Opponents.....		0	2401		373-815	.458	107-324	.330	181-241	.751	154	407	561	0.0	208	-	177	126	45	68	1034	0.0		

TEAM STATISTICS	SJ	OPP
SCORING	800	1034
Points per game	66.7	86.2
Scoring margin	-19.5	-
FIELD GOALS-ATT	286-764	373-815
Field goal pct	.374	.458
3 POINT FG-ATT	87-285	107-324
3-point FG pct	.305	.330
3-pt FG made per game	7.3	8.9
FREE THROWS-ATT	141-211	181-241
Free throw pct	.668	.751
F-Throws made per game	11.8	15.1
REBOUNDS	435	561
Rebounds per game	36.2	46.8
Rebounding margin	-10.5	-
ASSISTS	112	177
Assists per game	9.3	14.8
TURNOVERS	160	126
Turnovers per game	13.3	10.5
Turnover margin	-2.8	-
Assist/turnover ratio	0.7	1.4
STEALS	54	68
Steals per game	4.5	5.7
BLOCKS	43	45
Blocks per game	3.6	3.8
ATTENDANCE	0	2505
Home games-Avg/Game	5-0	6-418
Neutral site-Avg/Game	-	1-0

Date	Opponent	Score	Att.
12/09/20	FRESNO PACIFIC	w 87-79	0
12/11/20	at Saint Mary's (CA)	L 61-96	0
12/13/20	at Cal Poly	L 71-73	0
* 12/21/20	at Utah State	L 62-107	1354
* 12/23/20	at Utah State	L 52-85	1151
* 12/31/20	BOISE ST.	L 54-106	0
* 01/02/21	BOISE ST.	L 86-87	0
01/04/21	BENEDICTINE MESA	w 80-64	0
* 01/08/21	at Fresno State	L 64-79	0
* 01/10/21	at Fresno State	L 65-80	0
* 01/14/21	COLORADO ST.	L 57-90	0
* 01/16/21	vs Colorado St.	L 61-88	0

* - Conference game

Score by Periods	1st	2nd	Totals
San Jose State	400	400	800
Opponents	505	529	1034

2020-21 OPPONENT MOUNTAIN WEST STATISTICS

2020-21 San Jose State Men's Basketball San Jose State Combined Team Statistics (as of Jan 16, 2021) Conference games only

RECORD:	OVERALL	HOME	AWAY	NEUTRAL
ALL GAMES	0-8	0-3	0-4	0-1
CONFERENCE	0-8	0-3	0-4	0-1
NON-CONFERENCE	0-0	0-0	0-0	0-0

##	Player	gp-gs	min	avg	Total		3-Point		F-Throw		Rebounds				pf	dq	a	to	blk	stl	pts	avg
					fg-fga	fg%	3fg-fga	3fg%	ft-fa	ft%	off	def	tot	avg								
11	WASHINGTON, Richar	8-7	264	33.0	60-143	.420	23-59	.390	27-35	.771	11	24	35	4.4	11	0	14	19	2	5	170	21.3
02	Jalen Dalcourt	5-3	121	24.2	19-53	.358	10-28	.357	6-8	.750	1	13	14	2.8	11	0	2	8	2	5	54	10.8
35	AGEE, Ralph	8-7	192	24.0	30-57	.526	0-0	.000	17-26	.654	8	22	30	3.8	22	1	2	22	2	0	77	9.6
04	Mendoza,Sebastian	8-1	148	18.5	16-53	.302	7-27	.259	5-8	.625	4	10	14	1.8	15	0	4	14	2	5	44	5.5
13	KNIGHT, Seneca	2-2	60	30.0	3-22	.136	0-4	.000	5-7	.714	4	11	15	7.5	7	0	2	5	0	2	11	5.5
44	SMITH, Trey	8-3	201	25.1	12-50	.240	5-27	.185	7-10	.700	3	14	17	2.1	6	0	7	1	1	2	36	4.5
01	Simmons,Caleb	6-0	96	16.0	7-23	.304	5-18	.278	5-6	.833	3	15	18	3.0	10	0	6	7	1	3	24	4.0
22	LACEWELL, Nate	8-5	138	17.3	8-32	.250	3-12	.250	9-13	.692	9	24	33	4.1	11	0	2	7	2	0	28	3.5
10	MOORE, Omari	8-8	200	25.0	10-36	.278	1-8	.125	6-11	.545	5	28	33	4.1	16	0	20	15	11	12	27	3.4
50	DHALIWAL, Harminder	7-0	30	4.3	6-10	.600	0-1	.000	1-4	.250	8	3	11	1.6	5	0	2	2	0	1	13	1.9
40	COURTNEY, Chase	4-1	45	11.3	2-12	.167	0-0	.000	3-6	.500	2	7	9	2.3	9	0	0	3	0	0	7	1.8
05	Clarkin,Hugo	7-3	102	14.6	5-6	.833	0-1	.000	0-1	.000	4	15	19	2.7	13	0	4	4	5	3	10	1.4
21	Hammonds, Kaison	1-0	5	5.0	0-1	.000	0-1	.000	0-0	.000	0	0	0	0.0	0	0	0	1	0	0	0	0.0
Team											10	11	21					2				
Total.....		8	1602		178-498	.357	54-186	.290	91-135	.674	72	197	269	33.6	136	1	65	110	28	38	501	62.6
Opponents.....		8	1601		261-549	.475	82-232	.353	118-159	.742	115	275	390	48.8	136	-	131	86	34	48	722	90.2

TEAM STATISTICS	SJ	OPP	Date	Opponent	Score	Att.
SCORING	501	722	* 12/21/20	at Utah State	L 62-107	1354
Points per game	62.6	90.2	* 12/23/20	at Utah State	L 52-85	1151
Scoring margin	-27.6	-	* 12/31/20	BOISE ST.	L 54-106	0
FIELD GOALS-ATT	178-498	261-549	* 01/02/21	BOISE ST.	L 86-87	0
Field goal pct	.357	.475	* 01/08/21	at Fresno State	L 64-79	0
3 POINT FG-ATT	54-186	82-232	* 01/10/21	at Fresno State	L 65-80	0
3-point FG pct	.290	.353	* 01/14/21	COLORADO ST.	L 57-90	0
3-pt FG made per game	6.8	10.3	* 01/16/21	vs Colorado St.	L 61-88	0
FREE THROWS-ATT	91-135	118-159				
Free throw pct	.674	.742				
F-Throws made per game	11.4	14.8				

* - Conference game

REBOUNDS	269	390
Rebounds per game	33.6	48.8
Rebounding margin	-15.1	-
ASSISTS	65	131
Assists per game	8.1	16.4
TURNOVERS	110	86
Turnovers per game	13.8	10.8
Turnover margin	-3.0	-
Assist/turnover ratio	0.6	1.5
STEALS	38	48
Steals per game	4.8	6.0
BLOCKS	28	34
Blocks per game	3.5	4.3
ATTENDANCE	0	2505
Home games-Avg/Game	3-0	4-626
Neutral site-Avg/Game	-	1-0

Score by Periods	1st	2nd	Totals
San Jose State	238	263	501
Opponents	356	366	722

OPPONENT'S LAST TIME OUT

JAN. 12, 2021 • UNLV 95, ST. KATHERINE 34 • Las Vegas, Nev.

Spartans Drop Game Two To Colorado State

PHOENIX – San Jose State men's basketball (presented by Provident Credit Union) saw four scorers reach double figures, but was unable to keep up with hot-shooting Colorado State as the Spartans dropped game two to the Rams by a final of 88-61 Saturday evening at Ability 360 Sport and Fitness Center.

Just two days after Richard Washington scored the vast majority of SJSU's points, the Spartans saw a more balanced offensive attack on Saturday. San Jose State hit 41 percent in the second half and finished the game 24-of-63 (38.1). Washington tied with freshman Sebastian Mendoza for the team lead with 15 points. It was career night for Mendoza as he knocked down 3-of-7 attempts from 3-point range to set a new career high in points. Ralph Agee (12 points) and Jalen Dalcourt (10) also reached double figures.

After Colorado State quickly jumped out to an 8-point lead to start the night, the Spartans began to play chip away and got the lead down to as little as two points thanks to a Mendoza triple with just under 11:00 on the clock. However, CSU (10-2, 7-1 MW) continued to make shots and extended the lead to as much as 16 and went into the locker room with a 14-point lead at 42-28.

The Spartans (2-10, 0-8 MW) responded well in the second period, knocking down their first five attempts to chip the lead back down to 11, but a quick five-point spree by the Rams sparked a big finish to the half as they hit 18-of-35 FG attempts to pull away for the win.

Isaiah Stevens and Adam Thistlewood tied for the game lead with 16 points each while Kendle Moore (15) and James Moors (14) rounded out the Colorado State scoring attack. The Rams won the rebounding battle 47-30 while the Spartans fared better at taking control of the ball with just eight turnovers to CSU's 10.

The Spartans will return to action on Thursday, Jan. 21st in the first of two games against New Mexico. Due to COVID-19 restrictions in Albuquerque, the games will be played in St. George, Utah, on the campus of Dixie State.

Official Basketball Box Score -- Game Totals -- Final Statistics

Colorado St. vs San Jose State

01/16/21 4:00 pm at Phoenix, AZ

Colorado St. 88 • 10-2,7-1 Mountain

#	Player	f	g	Total			3-Ptr			Rebounds			PF	TP	A	TO	Blk	Stl	Min																							
				FG-FGA	FG-FGA	FT-FTA	Off	Def	Tot																																	
10	James Moors	f		7-9	0-1	0-0	2	4	6	1	14	1	0	1	0	1	0	19																								
21	David Roddy	f		4-8	0-1	1-2	3	10	13	2	9	2	1	0	0	0	29																									
31	Adam Thistlewood	f		5-10	2-6	4-4	1	2	3	0	16	1	0	1	1	1	30																									
03	Kendle Moore	f		5-12	5-12	0-0	0	3	3	3	15	2	2	0	0	0	28																									
04	Isaiah Stevens	g		6-7	3-4	1-1	0	1	1	2	16	5	3	0	1	1	30																									
00	Trace Young			0-1	0-1	0-0	0	0	0	1	0	0	0	0	0	0	2																									
01	John Tonje			1-8	1-6	0-0	2	6	8	3	3	2	1	0	0	0	24																									
05	P.J. Byrd			2-5	0-1	0-0	0	1	1	3	4	2	2	0	0	0	15																									
11	Dischon Thomas			4-6	1-1	0-0	2	3	5	2	9	0	0	0	0	0	10																									
23	Isaiah Rivera			1-2	0-1	0-0	0	2	2	1	2	0	1	0	0	0	13																									
Team							3			5																																
Totals				35-68			12-34			6-7			13			34			47			18			88			15			10			2			2			200		

FG % 1st Half: 17-33 51.5% 2nd half: 18-35 51.4% Game: 35-68 51.5% Deadball
 3FG % 1st Half: 7-19 36.8% 2nd half: 5-15 33.3% Game: 12-34 35.3% Rebounds
 FT % 1st Half: 1-2 50.0% 2nd half: 5-5 100.0 Game: 6-7 85.7% 1

San Jose State 61 • 2-10,0-8 Mountain

#	Player	f	g	Total			3-Ptr			Rebounds			PF	TP	A	TO	Blk	Stl	Min																							
				FG-FGA	FG-FGA	FT-FTA	Off	Def	Tot																																	
22	LACEWELL, Nate	f		1-4	0-1	0-1	1	2	3	2	2	0	0	1	0	1	0	18																								
35	AGEE, Ralph	f		6-9	0-0	0-0	3	2	5	1	12	0	1	0	0	0	32																									
02	Jalen Dalcourt	g		4-12	2-6	0-2	0	2	2	1	10	0	0	1	1	1	24																									
10	MOORE, Omari	g		3-7	0-1	0-1	1	5	6	2	6	1	1	2	1	1	28																									
11	WASHINGTON, Richard	g		5-14	1-5	4-6	1	2	3	2	15	5	3	0	1	1	35																									
04	Sebastian Mendoza			5-12	3-7	2-3	0	2	2	1	15	0	3	0	2	26																										
05	Hugo Clarkin			0-0	0-0	0-0	2	0	2	0	0	0	0	0	0	11																										
44	SMITH, Trey			0-5	0-2	1-2	0	1	1	1	1	0	0	0	0	23																										
50	DHALIWAL, Harminder			0-0	0-0	0-0	1	1	2	0	0	0	0	0	0	3																										
Team							1			3																																
Totals				24-63			6-22			7-15			10			20			30			10			61			6			8			4			5			200		

FG % 1st Half: 10-29 34.5% 2nd half: 14-34 41.2% Game: 24-63 38.1% Deadball
 3FG % 1st Half: 3-11 27.3% 2nd half: 3-11 27.3% Game: 6-22 27.3% Rebounds
 FT % 1st Half: 5-10 50.0% 2nd half: 2-5 40.0% Game: 7-15 46.7% 3

Officials: Brad Fowler,James Ford,Jon Stigliano

Technical fouls: Colorado St.-None. San Jose State-None.

Attendance:

2020-21 Men's Basketball. Round: 0. Colorado St. vs San Jose St.. Played at Ab

Score by periods	1st	2nd	Total
Colorado St.	42	46	88
San Jose State	28	33	61

CHARTING THE NUMBERS

<u>Double-Digit Scoring Games</u>	Season	Career at UNM	<u>Assist Leaders</u>		
Makuach Maluach	9	53 (32-21)	Keith McGee	0	4 (0-4)
Keith McGee	2	25 (11-14)	Makuach Maluach	2	11 (1-10)
Rod Brown	4	4 (3-1)	Saquan Singleton	6	6 (3-3)
Bayron Matos	2	2 (2-0)	Jeremiah Francis III	4	4 (1-3)
Saquan Singleton	4	4 (2-2)	Rod Brown	2	2 (0-1)
Valdir Manuel	3	3 (1-2)	Isaiah Marin	1	1 (0-1)
Jeremiah Francis III	1	1 (0-1)	Kurt Wegscheider	1	1 (0-1)
Isaiah Marin	1	1 (1-0)	() Team's record in those games		

40-Point Games
30-Point Games
20-Point Games

Makuach Maluach	1	6 (4-2)
Keith McGee	0	2 (1-1)

Scoring Leaders

Makuach Maluach	7	17 (7-10)
Keith McGee	2	7 (2-5)
Bayron Matos	1	1 (1-0)
Rod Brown	1	1 (0-1)
Saquan Singleton	3	3 (1-2)

10+ Rebound Games

Makuach Maluach	2	4 (4-0)
Saquan Singleton	1	1 (1-0)
Bayron Matos	1	1 (1-0)
Rod Brown	2	2 (1-1)

Rebounding Leaders

Keith McGee	0	1 (0-1)
Makuach Maluach	5	13 (7-6)
Jordan Arroyo	0	1 (0-1)
Kurt Wegscheider	1	2 (1-1)
Saquan Singleton	2	2 (1-1)
Emmanuel Kuac	1	1 (0-1)
Rod Brown	2	2 (1-1)
Valdir Manuel	1	1 (0-1)
Bayron Matos	1	1 (0-1)

Double-Doubles

Makuach Maluach	2	4 (4-0)
Saquan Singleton	1	1 (1-0)
Bayron Matos	1	1 (1-0)
Rod Brown	1	1 (0-1)

2020-21 DUNK TRACKER

Player	Overall	MW
Keith McGee	1	-
Bayron Matos	4	-
Emmanuel Kuac	1	1
Valdir Manuel	2	1
Saquan Singleton	1	1
Rod Brown	2	2

SCORING MARGIN BREAKDOWN

Total	1	2	3	4	5	6	7	8	9	10	11-15	16-20	21+
Win	0	0	0	0	0	0	0	0	1	0	1	0	2
Loss	0	0	0	0	0	0	1	0	0	1	1	0	5

UNM INDIVIDUAL GAME HIGHS

Points	23		MALUACH, Makuach at Rice (12/13/20)
	17		SINGLETON, Saquan at Dixie St. (01/13/21)
	17		MALUACH, Makuach vs Our Lady of the Lake (12/15/20)
	16		MATOS, Bayron vs LeTourneau (12/17/20)
	16		Rod Brown vs Our Lady of the Lake (12/15/20)
Field Goals Made	8		MALUACH, Makuach at Rice (12/13/20)
	7		MATOS, Bayron vs LeTourneau (12/17/20)
Field Goal Att.	15		MALUACH, Makuach at UNLV (01/16/21)
	14		MALUACH, Makuach vs Nevada (12/31/20)
	14		MATOS, Bayron vs LeTourneau (12/17/20)
	14		MALUACH, Makuach at Rice (12/13/20)
FG Pct (min 5 made)	1.000	(6-6)	Rod Brown vs Our Lady of the Lake (12/15/20)
	1.000	(5-5)	MANUEL, Valdir vs Our Lady of the Lake (12/15/20)
3-Point FG Made	4		MCGEE, Keith vs Nevada (01/02/21)
	3		KUAC, Emmanuel vs Our Lady of the Lake (12/15/20)
3-Point FG Att.	10		MCGEE, Keith vs Nevada (01/02/21)
	7		MALUACH, Makuach at UNLV (01/18/21)
	7		FRANCIS III, Jeremiah vs Our Lady of the Lake (12/15/20)
3-Pt FG Pct (min 2 made)	1.000	(2-2)	FRANCIS III, Jeremiah vs Utah State (01/08/21)
	1.000	(2-2)	MALUACH, Makuach at Rice (12/13/20)
Free Throws Made	8		BROWN, Rod vs Nevada (12/31/20)
	7		SINGLETON, Saquan at UNLV (01/16/21)
	7		SINGLETON, Saquan at Dixie St. (01/13/21)
	7		FRANCIS III, Jeremiah vs Nevada (01/02/21)
Free Throw Att.	14		BROWN, Rod vs Nevada (12/31/20)
	10		SINGLETON, Saquan at Dixie St. (01/13/21)
	10		SINGLETON, Saquan vs Nevada (01/02/21)
FT Pct (min 3 made)	1.000	(4-4)	MALUACH, Makuach at UNLV (01/16/21)
	1.000	(4-4)	MALUACH, Makuach at Boise St. (12/23/20)
	1.000	(3-3)	JOHNSON, Javonte at Boise St. (12/23/20)
Rebounds	12		BROWN, Rod at Dixie St. (01/13/21)
	12		MALUACH, Makuach vs LeTourneau (12/17/20)
	12		MALUACH, Makuach at Rice (12/13/20)
Assists	6		SINGLETON, Saquan at UNLV (01/18/21)
	5		MALUACH, Makuach vs Nevada (01/02/21)
Steals	4		SINGLETON, Saquan at UNLV (01/18/21)
	3		SINGLETON, Saquan vs Nevada (12/31/20)
	3		WEGSCHEIDER, Kurt vs LeTourneau (12/17/20)
	3		MALUACH, Makuach vs Our Lady of the Lake (12/15/20)
	3		FRANCIS III, Jeremiah at Rice (12/13/20)
Blocked Shots	4		MANUEL, Valdir at Dixie St. (01/13/21)
	4		SINGLETON, Saquan at Dixie St. (01/13/21)
Turnovers	6		MALUACH, Makuach vs Nevada (01/02/21)
	6		MALUACH, Makuach at Boise St. (12/23/20)
Fouls	5		MARIN, Isaiah at Dixie St. (01/13/21)
	5		MARIN, Isaiah vs Utah State (01/08/21)
Minutes	36		SINGLETON, Saquan at Dixie St. (01/13/21)
	35		MALUACH, Makuach vs Nevada (01/02/21)
	33		SINGLETON, Saquan at UNLV (01/18/21)
	33		BROWN, Rod at Dixie St. (01/13/21)
	32		MALUACH, Makuach at UNLV (01/18/21)

UNM AND OPPONENT TEAM HIGHS AND LOWS

NEW MEXICO - TEAM GAME HIGHS

POINTS	104	vs Our Lady of the Lake (12/15/20)
	90	vs LeTourneau (12/17/20)
	74	vs Nevada (01/02/21)
	72	at Dixie St. (01/13/21)
	72	at Rice (12/13/20)
FIELD GOALS MADE	40	vs Our Lady of the Lake (12/15/20)
	38	vs LeTourneau (12/17/20)
FIELD GOAL ATTEMPTS	83	vs LeTourneau (12/17/20)
	67	vs Our Lady of the Lake (12/15/20)
FIELD GOAL PERCENTAGE	.597 (40-67)	vs Our Lady of the Lake (12/15/20)
	.458 (38-83)	vs LeTourneau (12/17/20)
3 PT FIELD GOALS MADE	10	vs Our Lady of the Lake (12/15/20)
	9	vs Nevada (01/02/21)
3 PT FG ATTEMPTS	23	vs Nevada (01/02/21)
	23	vs Our Lady of the Lake (12/15/20)
3 PT FG PERCENTAGE	.435 (10-23)	vs Our Lady of the Lake (12/15/20)
	.391 (9-23)	vs Nevada (01/02/21)
FREE THROWS MADE	19	vs Nevada (01/02/21)
	17	at UNLV (01/16/21)
FREE THROW ATTEMPTS	35	vs Nevada (12/31/20)
	29	vs Nevada (01/02/21)
FREE THROW PERCENTAGE	.769 (10-13)	at Rice (12/13/20)
	.750 (3-4)	vs Utah State (01/08/21)
REBOUNDS	79	vs LeTourneau (12/17/20)
	50	at Dixie St. (01/13/21)
ASSISTS	21	vs Our Lady of the Lake (12/15/20)
	16	vs Nevada (01/02/21)
	16	vs LeTourneau (12/17/20)
STEALS	10	vs Our Lady of the Lake (12/15/20)
	9	at UNLV (01/18/21)
BLOCKED SHOTS	11	at Dixie St. (01/13/21)
	9	vs Our Lady of the Lake (12/15/20)
TURNOVERS	20	at UNLV (01/18/21)
	18	vs Utah State (01/06/21)
	18	at Boise St. (12/23/20)
FOULS	23	vs Nevada (01/02/21)
	23	vs Nevada (12/31/20)

OPPONENT - TEAM GAME HIGHS

POINTS	89	at Boise St. (12/23/20)
	84	vs Nevada (01/02/21)
	82	vs Utah State (01/08/21)
	77	at UNLV (01/16/21)
	77	vs Utah State (01/06/21)
	77	at Boise St. (12/21/20)
FIELD GOALS MADE	36	at Boise St. (12/23/20)
	32	vs Utah State (01/08/21)
FIELD GOAL ATTEMPTS	79	vs LeTourneau (12/17/20)
	66	at Dixie St. (01/13/21)
FIELD GOAL PERCENTAGE	.600 (36-60)	at Boise St. (12/23/20)
	.577 (30-52)	at Boise St. (12/21/20)
3 PT FIELD GOALS MADE	13	vs Nevada (01/02/21)
	13	at Rice (12/13/20)
3 PT FG ATTEMPTS	44	vs LeTourneau (12/17/20)
	35	at Rice (12/13/20)
3 PT FG PERCENTAGE	.520 (13-25)	vs Nevada (01/02/21)
	.500 (11-22)	at Boise St. (12/23/20)
FREE THROWS MADE	24	vs Nevada (12/31/20)
	21	vs Nevada (01/02/21)
FREE THROW ATTEMPTS	31	vs Nevada (12/31/20)
	25	vs Nevada (01/02/21)
FREE THROW PERCENTAGE	.840 (21-25)	vs Nevada (01/02/21)
	.818 (9-11)	vs Our Lady of the Lake (12/15/20)
REBOUNDS	53	vs Utah State (01/08/21)
	42	vs Nevada (12/31/20)
ASSISTS	23	at Boise St. (12/23/20)
	20	vs Utah State (01/08/21)
STEALS	10	at Boise St. (12/21/20)
	9	vs LeTourneau (12/17/20)
BLOCKED SHOTS	10	vs Utah State (01/06/21)
	5	vs Utah State (01/08/21)
	5	at Boise St. (12/21/20)
	5	vs LeTourneau (12/17/20)
TURNOVERS	18	vs Our Lady of the Lake (12/15/20)
	17	vs Utah State (01/08/21)
FOULS	28	vs Nevada (12/31/20)
	26	vs Nevada (01/02/21)

NEW MEXICO - TEAM GAME LOWS

POINTS	45	vs Utah State (01/06/21)
	46	vs Utah State (01/08/21)
	46	at UNLV (01/18/21)
	52	at Boise St. (12/23/20)
	53	at Boise St. (12/21/20)
FIELD GOALS MADE	15	vs Utah State (01/06/21)
	17	at UNLV (01/16/21)
	17	at UNLV (01/18/21)
FIELD GOAL ATTEMPTS	49	at UNLV (01/18/21)
	51	vs Nevada (01/02/21)
	51	at UNLV (01/16/21)
FIELD GOAL PERCENTAGE	.268 (15-56)	vs Utah State (01/06/21)
	.310 (18-58)	vs Nevada (12/31/20)
3 PT FIELD GOALS MADE	1	at Boise St. (12/23/20)
	2	vs LeTourneau (12/17/20)
	2	at Dixie St. (01/13/21)
3 PT FG ATTEMPTS	9	at Boise St. (12/23/20)
	12	vs LeTourneau (12/17/20)
	12	at Dixie St. (01/13/21)
3 PT FG PERCENTAGE	.111 (1-9)	at Boise St. (12/23/20)
	.167 (2-12)	vs LeTourneau (12/17/20)
	.167 (2-12)	at Dixie St. (01/13/21)
	.167 (3-18)	at UNLV (01/16/21)
FREE THROWS MADE	3	vs Utah State (01/08/21)
	6	at UNLV (01/18/21)
FREE THROW ATTEMPTS	4	vs Utah State (01/08/21)
	12	at UNLV (01/18/21)
FREE THROW PERCENTAGE	.429 (15-35)	vs Nevada (12/31/20)
	.500 (6-12)	at UNLV (01/18/21)
	.500 (12-24)	vs LeTourneau (12/17/20)
REBOUNDS	22	vs Utah State (01/08/21)
	26	at Boise St. (12/23/20)
ASSISTS	3	at Boise St. (12/23/20)
	5	vs Utah State (01/06/21)
STEALS	1	at Dixie St. (01/13/21)
	3	at Boise St. (12/21/20)
BLOCKED SHOTS	0	vs Nevada (01/02/21)
	1	at Boise St. (12/21/20)
	1	at UNLV (01/16/21)
TURNOVERS	8	vs Nevada (01/02/21)
	10	at Dixie St. (01/13/21)
FOULS	10	vs LeTourneau (12/17/20)
	12	vs Our Lady of the Lake (12/15/20)

OPPONENT - TEAM GAME LOWS

POINTS	53	at UNLV (01/18/21)
	58	vs LeTourneau (12/17/20)
	61	at Rice (12/13/20)
	63	at Dixie St. (01/13/21)
	65	vs Our Lady of the Lake (12/15/20)
FIELD GOALS MADE	18	at UNLV (01/18/21)
	19	at Rice (12/13/20)
FIELD GOAL ATTEMPTS	49	at UNLV (01/18/21)
	51	vs Nevada (01/02/21)
FIELD GOAL PERCENTAGE	.278 (22-79)	vs LeTourneau (12/17/20)
	.333 (22-66)	at Dixie St. (01/13/21)
3 PT FIELD GOALS MADE	4	vs Nevada (12/31/20)
	4	vs Utah State (01/06/21)
3 PT FG ATTEMPTS	15	at Boise St. (12/21/20)
	16	vs Utah State (01/06/21)
	16	vs Utah State (01/08/21)
3 PT FG PERCENTAGE	.222 (4-18)	vs Nevada (12/31/20)
	.250 (4-16)	vs Utah State (01/06/21)
	.250 (11-44)	vs LeTourneau (12/17/20)
FREE THROWS MADE	3	vs LeTourneau (12/17/20)
	6	at Boise St. (12/23/20)
FREE THROW ATTEMPTS	5	vs LeTourneau (12/17/20)
	9	at Boise St. (12/23/20)
FREE THROW PERCENTAGE	.579 (11-19)	at Dixie St. (01/13/21)
	.600 (3-5)	vs LeTourneau (12/17/20)
	.600 (12-20)	at Boise St. (12/21/20)
REBOUNDS	21	vs Our Lady of the Lake (12/15/20)
	29	vs Nevada (01/02/21)
ASSISTS	5	vs Nevada (12/31/20)
	8	at UNLV (01/18/21)
STEALS	5	at Rice (12/13/20)
	5	vs Nevada (01/02/21)
BLOCKED SHOTS	0	at Rice (12/13/20)
	1	vs Nevada (01/02/21)
	1	at Dixie St. (01/13/21)
TURNOVERS	7	at Dixie St. (01/13/21)
	8	vs LeTourneau (12/17/20)
FOULS	8	vs Utah State (01/08/21)
	12	vs Utah State (01/06/21)

NEW MEXICO

As A Team:

Scored 100 Points: 104 - vs Our Lady of the Lake (12-15-20)
Scored 90-99 Points: 90 - vs LeTourneau (12-17-20)
Scored 80-89 Points: 86 - vs San José State (1-21-20)
Scored Less Than 50 Points: 46 - at UNLV (1-18-21)
Scored Less Than 40 Points: 34 - at #25 San Diego State (1-26-13)
Won By 40 Points: W, 103-47 - vs Southwest (12-30-18)
Won By 30 Points: W, 90-58 - vs LeTourneau (12-17-20)
Won By 20 Points: W, 97-68 - vs Wyoming (2-8-20)
Lost By 20-29 Points: L, 77-54 - at UNLV (1-16-21)
Lost By 30 Points: L, 82-46 - vs Utah State (1-8-21)
Shot 65% Or Better: 69.2% (27-39) - at Air Force (1-15-05)
Shot 60% Or Better: 64.1% (41-64) - vs Houston Baptist (12-22-19)
Shot Less Than 35%: 34.7% (17-49) - at UNLV (1-18-21)
Shot Less Than 30%: 26.8% (15-56) - vs Utah State (1-6-21)
Shot 60% 3FG Or Better: 61.1% (11-18) - vs UTEP (11-24-18)
Shot Less Than 30% 3FG: 28.6% (6-21) - at UNLV (1-18-21)
Made 10 Three-Pointers: 10 (10-23) - vs Our Lady of the Lake (12-15-20)
Shot 100% on Free Throws: 100% (14-14) - vs San José State (3-4-20)
Shot 95% On Free Throws: 95.5% (21-22) - at Boise State (1-17-17)
Shot 85% On Free Throws: 93.8 (15-16) - vs Grand Canyon (12-17-19)
Shot Less Than 50% On FTs: 42.9% (15-35) - vs Nevada (12-31-20)
Had 50 Rebounds: 50 - at Dixie State (1-13-21)
Had 20 Offensive Rebounds: 32 - vs LeTourneau (12-17-20)
Had 40 Assists: 40 - Northern N.M. (11-11-17)
Had 20 Assists: 23 - vs Grand Canyon (12-17-19)
Had 20 Turnovers: 20 - at UNLV (1-18-21)
Had Less Than 10 Turnovers: 7 - vs Utah State (3-5-20)
Had 10 Steals: 10 - vs Our Lady of the Lake (12-15-20)
Had 15 Steals: 17 - vs McNeese (11-16-19)
Had 10 Blocks: 11 - at Dixie State (1-13-21)
Had Two or More 20-Point Scorers: vs San José State (3-4-20)

Had 7 Double-Digit Scorers: Vance Jackson (26) & Makuach Maluach (22)
Had 6 Double-Digit Scorers: (7) - at Colorado State (2-28-18)
Had 5 Double-Digit Scorers: (6) - vs Wyoming (1-19-19)
Had No Double-Digit Scorers: (5) - at UNLV (1-18-20)
Had Two 10+ Rebounders: at Boise State (12-23-20)
 vs LeTourneau (12-17-20)

Had Three 10+ Rebounders: Makuach Maluach (12) & Bayron Matos (10)
 vs Colorado State (3-2-19)
Scored 50 Points In 1st Half: Carlton Bragg (14), Corey Manigault (11), Makuach Maluach (10)
 52 - vs Our Lady of the Lake (12-15-20)
Scored 50 Points In 2nd Half: 50 - vs LeTourneau (12-17-20)
Scored 60 Points In 2nd Half: 61 - vs Houston Baptist (12-22-19)
Scored 20 Or Fewer Points In 1st Half: 18 - vs Utah State (1-8-21)
Scored 20 Or Fewer Points In 2nd Half: 18 - at UNLV (1-18-21)

Failed To Make a 3FG: (0-10) - vs. Washington State (12-25-15)
Defeated a Ranked Team: W, 85-58 - vs No. 5/6 Nevada (1-5-19)
Lost To a Ranked Team: L, 85-57 - vs No. 4 San Diego State (1-29-20)
Won an OT Game: W, 95-86 vs Fresno State (3-3-18)
Lost an OT Game: L, 105-104 vs. Nevada (1-7-17)
Won a 2OT Game: W, 97-94 vs. UAB (11-21-13)
Lost a 2OT Game: L, 73-76 at Dayton (1-1-10)
Won a 3OT Game: W, 104-99, Fresno State (3-8-96)
Lost a 3OT Game: Never

As An Individual:
Had a Triple-Double: Luc Longley (17 pts, 14 rebs, 10 assts)
 vs. Penn State (3-28-90)

Had a Double-Double (Pts/Reb): vs Nevada (12-31-20)

Had a Double-Double (Pts/Asst): Rod Brown (14 pts., 11 rebs.)
 JaQuan Lyle (14 pts & 10 assts)
 vs Fresno State (1-7-20)

Scored 20+ Pts with 10+ Rebs: Makuach Maluach (23 pts & 12 rebs)
 at Rice (12-13-20)

Scored 20+ Pts with 20+ Rebs: Carlton Bragg (22 pts & 20 rebs)
 at Wyoming (3-9-19)

Scored 30 Points: JaQuan Lyle (31) vs Green Bay (11-13-19)
Scored 30 Points (MW Only): JaQuan Lyle (31) vs Boise State (12-4-19)
Scored 20 Points: at Rice (12-13-20)

Scored 20 Points (MW Only): Makuach Maluach (23)
 at No. 4 San Diego State (2-11-20)

Had 20 Rebounds: Vante Hendrix (20)
 Carlton Bragg (20) at Wyoming (3-9-19)

Had 15 Rebounds: Carlton Bragg (17) - vs NM State (12-14-19)

Had 10 Assists: JaQuan Lyle (10) - vs (RV) Utah State (2-29-20)

Had 5 Steals: Carlton Bragg (5) - vs McNeese (11-16-19)

Had 5 Blocks: Joe Furstinger (5) - vs Boise State (2-6-18)

VERSUS NEW MEXICO

As A Team:

Scored 100 Points: 105 - at Colorado State (1-15-20)
Scored 90 Points: 96 - at Nevada (1-25-20)
Scored 80-89 Points: 82 - vs Utah State (1-8-21)
Scored Less Than 50 Points: 47 - vs Southwest (12-30-18)
Scored Less Than 40 Points: 38 - Wyoming (2-11-12)
Shot 50% Or Better: 50.9% (29-57) - at UNLV (1-16-21)
Shot Less Than 35%: 33.3% (22-66) - at Dixie State (1-13-21)
Shot Less Than 30%: 27.8% (22-79) - vs LeTourneau (12-17-20)
Shot 60% 3FG Or Better: 67.9% (19-28) - at Colorado State (1-15-20)
Shot 50% 3FG Or Better: 52.0% (13-25) - vs Nevada (1-2-21)
Shot Less Than 20% 3FG: 19.0% (4-21) - vs Wyoming (2-8-20)
Made 15 Three-Pointers: 15 (15-33) - vs No. 4 San Diego State (1-29-20)
Made 10 Three-Pointers: 10 (10-27) - at UNLV (1-16-21)
Shot 75% On Free Throws: 75.0% (9-12) - at UNLV (1-16-21)
Shot Less Than 50% On FTs: 40.0% (4-10) - vs NM State (12-14-19)
Had 50 Rebounds: 53 - vs Utah State (1-8-21)
Had 20 Offensive Rebounds: 25 - at New Mexico State (11-17-17)
Had 20 Assists: 20 - vs Utah State (1-8-21)
Had 20 Turnovers: 20 - vs UC Davis (12-29-19)
Had Less Than 10 Turnovers: 7 - at Dixie State (1-13-21)
Had 10 Steals: 10 - at Boise State (12-21-20)
Had 10 Blocks: 10 - vs Utah State (1-6-21)
Had 40-Point and 20-Point Scorers: Nevada (1-7-17)

Had 30-Point and 20-Point Scorers: Jordan Caroline (45) & Marcus Marshall (26)
 vs NM State (11-17-18)

Had Two or More 20-Point Scorers: AJ Harris (31) & Terrell Brown (20)
 vs Nevada (12-31-20)

Had 6 Double-Digit Scorers: Desmond Cambridge (24) & Grant Sherfield (20)
 (6) - at Nevada (1-25-20)

Had 5 Double-Digit Scorers: (5) - vs Nevada (1-2-21)

Had No Double-Digit Scorers: ULM (12-13-14)

Had Two 10+ Rebounders: vs Utah State (1-8-21)
 Justin Bean (13) & Neemias Queta (13)

Scored 50+ Points In 1st Half: 52 - at Boise State (12-23-20)

Scored 50+ Points In 2nd Half: 56 - at UNLV (1-18-20)

Scored 20 Or Less Points In 1st Half: 20 - vs Wisconsin (11-26-19)

Scored 20 Or Less In 2nd Half: 19 - New Mexico State (12-3-14)

Scored 15 Or Less Points In 1st Half: 11 - UAPB (12-17-16)

Failed To Make a 3FG: (0-7) - New Mexico State (12-16-15)

As An Individual:

Had a Triple-Double: Marvin Coleman (11 pts, 12 rebs, 11 assts)
 at UNLV (1-18-20)

Had a Double-Double (Pts/Reb): vs Utah State (1-8-21)

Justin Bean (13 pts, 13 rebs), Neemias Queta (11 pts, 13 rebs.)

Had a Double-Double (Pts/Asst): Dominic Artis (13 pts & 12 Assists)
 UTEP (12-7-16)

Had 20+ Points & 10+ Rebounds: RJ Williams (27 pts, 17 rebs)
 at Boise State (2-23-20)

Scored 30+ Points in Back-to-Back Games Vs. UNM: Derrick Marks
 Boise State

31 points (1-18-15) & 30 points (2-24-15)

Scored 40 Points: Jordan Caroline (45) - Nevada (1-7-17)

Scored 40 Points (MW Only): Jordan Caroline (45) - Nevada (1-7-17)

Scored 30 Points: Bryce Hamilton (35) - at UNLV (1-18-20)

Scored 30 Points (MW Only): Bryce Hamilton (35) - at UNLV (1-18-20)

Scored 20 Points: vs Our Lady of the Lake (12-15-20)

Ethan White (25)

Scored 20 Points (MW Only): at UNLV (1-16-21)

Cheikh Mbacke Diong (20)

Had 20 Rebounds: Ryan Watkins (22) - Boise State (1-21-14)

Had 15 Rebounds: Justin Bean (15) - vs Utah State (3-5-20)

Had 10 Assists: Marivn Coleman (11) - at UNLV (1-18-20)

Had 5 Steals: Omari Moore (8) - vs San José State (3-4-20)

Had 5 Blocks: Neemias Queta (5) - vs Utah State (1-6-21)

WELCOME TO THE PIT, A MILE HIGH AND LOUDER THAN...



WHAT THEY ARE SAYING ABOUT THE PIT

"What a terrific atmosphere for college basketball. Great building... Great history... 18,000 screaming fans. It's big time college hoops, baby!"
- Dick Vitale, ESPN

"I consider the game we played in Albuquerque in 1978 one of the most exciting of my career. The Pit is the toughest place to play because of their tremendous atmosphere."
-Jim Boeheim, Syracuse head coach

"When you go into a place like The Pit, there will be challenge different from a regular road game. The crowd can dictate the tempo and momentum. The Pit crowd forces you to be patient."
-Lute Olsen, former Arizona head coach

"A mile high but 37 feet underground, the Pit in Albuquerque has been the site of many mind-blowing college basketball games, including North Carolina State's upset of Houston in '83 and just about any New Mexico home game. The noise created by fans, which has been measured at 125 decibels -- the pain threshold for the human ear is 130 -- is a palpable force."
-Sports Illustrated

- Voted one of "The Top Five Loudest, Most Intimidating Places to Play" by NCAA.com
- Ranked in the top 20 sporting venues of the 20th century by Sports Illustrated
- USA Today ranked The Pit in its "Ten Great Places to Get Pumped for NCAA Action"
- According to Fox Sports, it's one of the top ten "old school" college basketball arenas in the country


THE GREATEST GAME EVER PLAYED

The Pit was the site of one of the greatest college basketball games ever played. It hosted the 1983 national championship game that saw the NC State Wolfpack upset Hakeem Olajuwon, Clyde Drexler and the Houston Cougars. Coach Jimmy Valvano and the Wolfpack downed the Cougars on a last-second put back by Lorenzo Charles. The iconic shot of the late Valvano running onto the court looking for a hug is one of the lasting images in college basketball history.

- Built in 1966 (\$1.4 million)
- Capacity of 15,411 (previously 18,018)
- \$60 million renovation was completed in 2010
- New floor installed before the 2017-18 season
- Seating includes 40 suites and a club area
- Less than 30 of 345 NCAA Division I basketball programs play in a college-only arena named after a business or organization founded or headquartered in its home state.
- The Lobos have averaged an astounding 15,410 fans the past 49 years, an amazing 95% of capacity
- The Pit has ranked in the top 25 in attendance nationally nearly every season since the 1966-67 season with 35 seasons in the top ten in the NCAA in attendance
- Led the Mountain West in attendance in 10 of the conference's 15 years of existence
- The floor is named Bob King Court in honor of the former head coach who led the Lobos from 1963 to 1972.

THE 2020-21 LOBO MEN'S BASKETBALL RADIO/TV ROSTER

PLAYERS



Isaiah Marin
G | 6-5/185 | Fr.
Phoenix, Ariz.



Bayron Matos
F | 6-9/215 | R.-Fr.
Santo Domingo, D.R.



Saquan Singleton
G | 6-6/190 | Jr.
Bronx, N.Y.



Keith McGee
PG | 6-3/180 | R-Sr.
Rochester, N.Y.



Emmanuel Kuac
G | 6-7/200 | So.
Calgary, Alberta, Canada



Rod Brown
F | 6-7/218 | R-Jr.
Memphis, Tenn.



Makuach Maluach
G/F | 6-7/190 | Sr.
Sydney, Australia



Jeremiah Francis III
PG | 6-1/205 | So.
Columbus, Ohio



Daniel Headdings
G | 6-2/185 | R-Fr.
Wasilla, Alaska



Javonté Johnson
G | 6-6/190 | Fr.
Colorado Springs, Colo.



Logan Padgett
F | 6-7/210 | So.
Homewood, Ala.



Clay Patterson
G | 6-1/180 | R-Jr.
Rio Rancho, N.M.



Nolan Dorsey
PG | 6-5/185 | Fr.
Knightdale, N.C.



Valdir Manuel
F | 6-10/225 | Jr.
Luanda, Angola



Eloy Medina
G | 6-3/180 | Fr.
Albuquerque, N.M.



Kurt Wegscheider
G | 6-4/185 | So.
Bangui, Central African Rep.




Jordan Arroyo
F | 6-7/210 | Jr.
Albuquerque, N.M.



Assane Ndiaye
F | 7-1/240 | Jr.
Dakar, Senegal

STAFF



Paul Weir
Head Coach



Dan McHale
Assistant Coach




Scott Padgett
Assistant Coach



Ralph Davis
Assistant Coach



Dave Pilipovich
Spec. Asst. to the HC



Robert Edwards
Video Coordinator



Aki Collins
Dir. of Operations



Sara Works
Dir. of Player Development



Nick Michael
Dir. of Strength/Cond.



Gilchrist Schmidt
Athletic Trainer



Isaiah Marin

6'5" | 190 - Freshman - Guard
Phoenix, Ariz. (College Prep Acad.)

0

NOTEWORTHY :

- Averaged 17.0 points, 6.0 assists and 4.0 rebounds per game at College Prep Acad.
- Three-time All-Region First Team honoree at Buckeye Union HS in Phoenix
- Averaged 18.0 points, 6.0 assists and 5.0 rebounds per game as a point guard

2020-21 GAME-BY-GAME STATISTICS

Opponent	Date	gs	min	Total fg-fga	pct	3-Pointers 3fg-fga	pct	Free throws ft-fga	pct	Rebounds off	def	tot	avg	pf	a	t/o	blk	stl	pts	avg
vs Our Lady of the Lak	12/15/		5	1-1	1.00	1-1	1.00	0-0	.00	0	1	1	1.0	1	0	2	0	0	3	3.0
vs LeTourneau	12/17/		11	2-2	1.00	1-1	1.00	0-0	.00	0	2	2	1.5	1	2	0	0	0	5	4.0
at Boise St.	12/21/		4	0-2	.00	0-1	.00	0-2	.00	0	0	0	1.0	1	0	0	0	0	0	2.7
at Boise St.	12/23/		3	0-0	.00	0-0	.00	0-0	.00	0	0	0	0.8	2	1	0	0	0	0	2.0
vs Nevada	12/31/		7	1-1	1.00	0-0	.00	0-0	.00	0	2	2	1.0	2	0	0	0	0	2	2.0
vs Nevada	01/02/		24	1-4	.25	1-2	.50	0-0	.00	3	1	4	1.5	3	4	0	0	0	3	2.2
vs Utah State	01/06/	*	16	0-6	.00	0-1	.00	0-0	.00	1	3	4	1.9	3	1	3	0	0	0	1.9
vs Utah State	01/08/	*	16	0-3	.00	0-2	.00	0-0	.00	0	3	3	2.0	5	1	1	0	1	0	1.6
at Dixie St.	01/13/		15	4-6	.66	2-3	.66	3-4	.75	1	3	4	2.2	5	0	1	0	0	13	2.9
at UNLV	01/16/	*	16	0-3	.00	0-2	.00	0-0	.00	0	1	1	2.1	3	3	2	0	1	0	2.6
at UNLV	01/18/		11	0-4	.00	0-3	.00	0-0	.00	0	0	0	1.9	1	0	3	0	2	0	2.4
SAN JOSÉ STATE	1/21/2		dnp	-	-	-	-	-	-	-	-	-	-	-	-	-	-	-	-	-
SAN JOSÉ STATE	1/23/2		dnp	-	-	-	-	-	-	-	-	-	-	-	-	-	-	-	-	-
at Fresno State	1/28/2		dnp	-	-	-	-	-	-	-	-	-	-	-	-	-	-	-	-	-
at Fresno State	1/30/2		dnp	-	-	-	-	-	-	-	-	-	-	-	-	-	-	-	-	-
SAN DIEGO STATE	2/3/21		dnp	-	-	-	-	-	-	-	-	-	-	-	-	-	-	-	-	-
SAN DIEGO STATE	2/5/21		dnp	-	-	-	-	-	-	-	-	-	-	-	-	-	-	-	-	-
at Colorado State	2/9/21		dnp	-	-	-	-	-	-	-	-	-	-	-	-	-	-	-	-	-
at Colorado State	2/11/2		dnp	-	-	-	-	-	-	-	-	-	-	-	-	-	-	-	-	-
WYOMING	2/17/2		dnp	-	-	-	-	-	-	-	-	-	-	-	-	-	-	-	-	-
WYOMING	2/19/2		dnp	-	-	-	-	-	-	-	-	-	-	-	-	-	-	-	-	-
at Air Force	2/22/2		dnp	-	-	-	-	-	-	-	-	-	-	-	-	-	-	-	-	-
at Air Force	2/24/2		dnp	-	-	-	-	-	-	-	-	-	-	-	-	-	-	-	-	-
Totals		3	128	9-32	.28	5-16	.31	3-6	.50	5	16	21	1.9	27	12	12	0	4	26	2.4

Games played: 11
Minutes/game: 11.6
Points/game: 2.4
FG Pct: 28.1
3FG Pct: 31.3
FT Pct: 50.0

Rebounds/game: 1.9
Assists/game: 1.1
Turnovers/game: 1.1
Assist/turnover ratio: 1.0
Steals/game: 0.4

SEASON HIGHS

Points: 13 at Dixie State (1-13-21)
FG: 4 at Dixie State (1-13-21)
FGA: 6 (2x) Last time at Dixie State (1-13-21)
3FG: 2 at Dixie State (1-13-21)
3FGA: 3 (2x) Last time at UNLV (1-18-21)
FT: 3 at Dixie State (1-13-21)
FTA: 4 at Dixie State (1-13-21)
Rebounds: 4 (3x) Last time at Dixie State (1-13-21)
Assists: 4 vs Nevada (1-2-21)
Blocks: N/A
Steals: 2 at UNLV (1-18-21)
Minutes Played: 24 vs Nevada (1-2-21)

CAREER HIGHS AT UNM

Points: 13 at Dixie State (1-13-21)
FG: 4 at Dixie State (1-13-21)
FGA: 6 (2x) Last time at Dixie State (1-13-21)
3FG: 2 at Dixie State (1-13-21)
3FGA: 3 (2x) Last time at UNLV (1-18-21)
FT: 3 at Dixie State (1-13-21)
FTA: 4 at Dixie State (1-13-21)
Rebounds: 4 (3x) Last time at Dixie State (1-13-21)
Assists: 4 vs Nevada (1-2-21)
Blocks: N/A
Steals: 2 at UNLV (1-18-21)
Minutes Played: 24 vs Nevada (1-2-21)

CAREER STATISTICS

Season	gp-gs	min/avg	Total fg-fga	pct	3-Point fg-fga	pct	F-Throws ft-fga	pct	Rebounds off	def	tot	avg	pf	fo	ast	to	blk	stl	pts	avg
2020-2	11-3	128/11.6	9-32	.281	5-16	.313	3-6	.500	5	16	21	1.9	27	2	12	12	0	4	26	2.4
TOTAL	11-3	128/11.6	9-32	.281	5-16	.313	3-6	.500	5	16	21	1.9	27	2	12	12	0	4	26	2.4



Bayron Matos

6'9" | 215 - Redshirt-Freshman - Forward

Santo Domingo, Dominican Rep. (Hamilton Heights Christian Acad. (Tenn))

1

NOTEWORTHY :

- Ranked No. 3 in the State of Tennessee and No. 16 in the nation after posting the most rebounds in the State of Tennessee.
- Registered the most double-doubles in Tenn. while leading his team to the State Championship in 2018.
- Arrived to UNM in Spring 2020 and redshirted

2020-21 GAME-BY-GAME STATISTICS

				Total		3-Pointers		Free throws		Rebounds											
Opponent	Date	qs	min	fg-fga	pct	3fg-fga	pct	ft-fa	pct	off	def	tot	avg	pf	a	t/o	blk	stl	pts	avg	
at Rice	12/13/		22	5-9	.55	0-0	.00	0-0	.00	3	2	5	5.0	1	2	4	1	1	10	10.0	
vs Our Lady of the Lak	12/15/	*	21	2-2	1.00	0-0	.00	2-2	1.00	2	1	3	4.0	2	2	2	3	0	6	8.0	
vs LeTourneau	12/17/		19	7-14	.50	0-0	.00	2-6	.33	6	4	10	6.0	0	0	2	1	0	16	10.7	
at Boise St.	12/21/	*	18	2-5	.40	0-0	.00	0-0	.00	0	2	2	5.0	4	0	0	0	0	4	9.0	
at Boise St.	12/23/	*	23	2-6	.33	0-0	.00	1-4	.25	4	0	4	4.8	2	0	0	0	0	5	8.2	
vs Nevada	12/31/	*	20	1-4	.25	0-0	.00	3-7	.42	5	3	8	5.3	3	0	3	0	1	5	7.7	
vs Nevada	01/02/	*	24	3-4	.75	0-0	.00	1-2	.50	2	1	3	5.0	1	1	0	0	0	7	7.6	
vs Utah State	01/06/	*	22	0-1	.00	0-0	.00	1-2	.50	1	3	4	4.9	2	0	1	1	0	1	6.8	
vs Utah State	01/08/	*	16	1-4	.25	0-0	.00	0-0	.00	1	2	3	4.7	3	0	0	0	0	2	6.2	
at Dixie St.	01/13/	*	16	4-9	.44	0-0	.00	0-1	.00	2	2	4	4.6	1	0	1	0	0	8	6.4	
at UNLV	01/16/	*	22	2-4	.50	0-0	.00	4-6	.66	3	4	7	4.8	2	0	0	0	0	8	6.5	
at UNLV	01/18/	*	22	2-2	1.00	0-0	.00	0-2	.00	1	3	4	4.8	1	0	0	0	0	4	6.3	
SAN JOSÉ STATE	1/21/2		dnp	-	-	-	-	-	-	-	-	-	-	-	-	-	-	-	-	-	
SAN JOSÉ STATE	1/23/2		dnp	-	-	-	-	-	-	-	-	-	-	-	-	-	-	-	-	-	
at Fresno State	1/28/2		dnp	-	-	-	-	-	-	-	-	-	-	-	-	-	-	-	-	-	
at Fresno State	1/30/2		dnp	-	-	-	-	-	-	-	-	-	-	-	-	-	-	-	-	-	
SAN DIEGO STATE	2/3/21		dnp	-	-	-	-	-	-	-	-	-	-	-	-	-	-	-	-	-	
SAN DIEGO STATE	2/5/21		dnp	-	-	-	-	-	-	-	-	-	-	-	-	-	-	-	-	-	
at Colorado State	2/9/21		dnp	-	-	-	-	-	-	-	-	-	-	-	-	-	-	-	-	-	
at Colorado State	2/11/2		dnp	-	-	-	-	-	-	-	-	-	-	-	-	-	-	-	-	-	
WYOMING	2/17/2		dnp	-	-	-	-	-	-	-	-	-	-	-	-	-	-	-	-	-	
WYOMING	2/19/2		dnp	-	-	-	-	-	-	-	-	-	-	-	-	-	-	-	-	-	
at Air Force	2/22/2		dnp	-	-	-	-	-	-	-	-	-	-	-	-	-	-	-	-	-	
at Air Force	2/24/2		dnp	-	-	-	-	-	-	-	-	-	-	-	-	-	-	-	-	-	
Totals		10	245	31-64	.48	0-0	.00	14-32	.43	30	27	57	4.8	22	5	13	6	2	76	6.3	

Games played: 12
Minutes/game: 20.4
Points/game: 6.3
FG Pct: 48.4
FT Pct: 43.8

Rebounds/game: 4.8
Assists/game: 0.4
Turnovers/game: 1.1
Assist/turnover ratio: 0.4
Steals/game: 0.2
Blocks/game: 0.5

SEASON HIGHS

Points: 16 vs LeTourneau (12-17-20)
FG: 7 vs LeTourneau (12-17-20)
FGA: 14 vs LeTourneau (12-17-20)
3FG: N/A
3FGA: N/A
FT: 3 vs Nevada (12-31-20)
FTA: 7 vs Nevada (12-31-20)
Rebounds: 10 vs LeTourneau (12-17-20)
Assists: 2 (2x) Last time vs Our Lady of the Lake (12-15-20)
Blocks: 3 vs Our Lady of the Lake (12-15-20)
Steals: 1 (2x) Last time vs Nevada (12-31-20)
Minutes Played: 24 vs Nevada (1-2-21)

CAREER HIGHS AT UNM

Points: 16 vs LeTourneau (12-17-20)
FG: 7 vs LeTourneau (12-17-20)
FGA: 14 vs LeTourneau (12-17-20)
3FG: N/A
3FGA: N/A
FT: 3 vs Nevada (12-31-20)
FTA: 7 vs Nevada (12-31-20)
Rebounds: 10 vs LeTourneau (12-17-20)
Assists: 2 (2x) Last time vs Our Lady of the Lake (12-15-20)
Blocks: 3 vs Our Lady of the Lake (12-15-20)
Steals: 1 (2x) Last time vs Nevada (12-31-20)
Minutes Played: 24 vs Nevada (1-2-21)

CAREER STATISTICS

			Total		3-Point		F-Throws		Rebounds											Scoring	
Season	gp-gs	min/avg	fg-fga	pct	fg-fga	pct	ft-fa	pct	off	def	tot	avg	pf	fo	ast	to	blk	stl	pts	avg	
2020-2	12-10	245/20.4	31-64	.484	0-0	.000	14-32	.438	30	27	57	4.8	22	0	5	13	6	2	76	6.3	
TOTAL	12-10	245/20.4	31-64	.484	0-0	.000	14-32	.438	30	27	57	4.8	22	0	5	13	6	2	76	6.3	



Saquan Singleton

6'6" | 190 - Junior - Guard
Bronx, N.Y. (Hutchinson CC)

2

NOTEWORTHY:

- Named 2020 All-Region VI Second Team;
- Named 2020 All-Jayhawk West First Team
- Finished sophomore season as Hutchinson's leading rebounder, assist and steals leader
- Averaged 11.8 points, 7.2 boards, 4.9 assists and 1.5 steals in 2019-20
- Posted a triple-double of 14 points, 13 rebounds and 11 assists at Hutchinson CC
- 1,000-point, All-League scorer in HS with 15 points per game

2020-21 GAME-BY-GAME STATISTICS

Opponent	Date	qs	min	Total		3-Pointers		Free throws		Rebounds				pf	a	t/o	blk	stl	pts	avg	
				fg-fga	pct	3fg-fga	pct	ft-fa	pct	off	def	tot	avg								
at Rice	12/13/	*	24	1-3	.33	0-0	.00	2-2	1.00	1	4	5	5.0	2	4	1	1	0	4	4.0	
vs Our Lady of the Lak	12/15/	*	22	6-9	.66	0-0	.00	1-2	.50	4	6	10	7.5	2	4	2	0	0	13	8.5	
vs LeTourneau	12/17/	*	19	2-5	.40	0-1	.00	3-7	.42	3	5	8	7.7	1	2	1	0	0	7	8.0	
at Boise St.	12/21/	*	22	2-3	.66	0-0	.00	1-5	.20	3	1	4	6.8	0	3	2	0	0	5	7.3	
at Boise St.	12/23/	*	21	1-8	.12	0-0	.00	6-7	.85	0	0	0	5.4	1	0	2	0	2	8	7.4	
vs Nevada	12/31/	*	29	3-9	.33	0-1	.00	2-5	.40	2	3	5	5.3	2	4	1	1	3	8	7.5	
vs Nevada	01/02/	*	30	2-5	.40	0-1	.00	6-10	.60	0	2	2	4.9	1	1	0	0	1	10	7.9	
vs Utah State	01/06/	*	19	3-8	.37	0-0	.00	3-4	.75	1	1	2	4.5	3	0	2	0	1	9	8.0	
vs Utah State	01/08/	*	7	0-3	.00	0-1	.00	0-0	.00	0	0	0	4.0	1	0	1	0	1	0	7.1	
at Dixie St.	01/13/	*	36	5-8	.62	0-0	.00	7-10	.70	2	4	6	4.2	3	4	1	4	1	17	8.1	
at UNLV	01/16/	*	25	0-0	.00	0-0	.00	7-9	.77	0	5	5	4.3	3	3	3	0	0	7	8.0	
at UNLV	01/18/	*	33	4-9	.44	0-0	.00	3-6	.50	2	4	6	4.4	3	6	4	1	4	11	8.3	
SAN JOSÉ STATE	1/21/2		dnp	-	-	-	-	-	-	-	-	-	-	-	-	-	-	-	-	-	
SAN JOSÉ STATE	1/23/2		dnp	-	-	-	-	-	-	-	-	-	-	-	-	-	-	-	-	-	
at Fresno State	1/28/2		dnp	-	-	-	-	-	-	-	-	-	-	-	-	-	-	-	-	-	
at Fresno State	1/30/2		dnp	-	-	-	-	-	-	-	-	-	-	-	-	-	-	-	-	-	
SAN DIEGO STATE	2/3/21		dnp	-	-	-	-	-	-	-	-	-	-	-	-	-	-	-	-	-	
SAN DIEGO STATE	2/5/21		dnp	-	-	-	-	-	-	-	-	-	-	-	-	-	-	-	-	-	
at Colorado State	2/9/21		dnp	-	-	-	-	-	-	-	-	-	-	-	-	-	-	-	-	-	
at Colorado State	2/11/2		dnp	-	-	-	-	-	-	-	-	-	-	-	-	-	-	-	-	-	
WYOMING	2/17/2		dnp	-	-	-	-	-	-	-	-	-	-	-	-	-	-	-	-	-	
WYOMING	2/19/2		dnp	-	-	-	-	-	-	-	-	-	-	-	-	-	-	-	-	-	
at Air Force	2/22/2		dnp	-	-	-	-	-	-	-	-	-	-	-	-	-	-	-	-	-	
at Air Force	2/24/2		dnp	-	-	-	-	-	-	-	-	-	-	-	-	-	-	-	-	-	
Totals			12	287	29-70	.41	0-4	.00	41-67	.61	18	35	53	4.4	22	31	20	7	13	99	8.3

Games played: 12
Minutes/game: 23.9
Points/game: 8.3
FG Pct: 41.4
3FG Pct: 0.0
FT Pct: 61.2

Rebounds/game: 4.4
Assists/game: 2.6
Turnovers/game: 1.7
Assist/turnover ratio: 1.6
Steals/game: 1.1
Blocks/game: 0.6

SEASON HIGHS

Points: 17 at Dixie State (1-13-21)
FG: 6 vs Our Lady of the Lake (12-15-20)
FGA: 9 (3x) Last time at UNLV (1-18-21)
3FG: 0
3FGA: 1 (4x) Last time vs Utah State (1-8-21)
FT: 7 at Dixie State (1-13-21)
FTA: 10 (2x) Last time at Dixie State (1-13-21)
Rebounds: 10 vs Our Lady of the Lake (12-15-20)
Assists: 6 at UNLV (1-18-21)
Blocks: 4 at Dixie State (1-13-21)
Steals: 3 vs Nevada (12-31-20)
Minutes Played: 36 at Dixie State (1-13-21)

CAREER HIGHS AT UNM

Points: 17 at Dixie State (1-13-21)
FG: 6 vs Our Lady of the Lake (12-15-20)
FGA: 9 (3x) Last time at UNLV (1-18-21)
3FG: 0
3FGA: 1 (4x) Last time vs Utah State (1-8-21)
FT: 7 at Dixie State (1-13-21)
FTA: 10 (2x) Last time at Dixie State (1-13-21)
Rebounds: 10 vs Our Lady of the Lake (12-15-20)
Assists: 6 at UNLV (1-18-21)
Blocks: 4 at Dixie State (1-13-21)
Steals: 3 vs Nevada (12-31-20)
Minutes Played: 36 at Dixie State (1-13-21)

CAREER STATISTICS

			Total		3-Point		F-Throws		Rebounds											Scoring	
Season	gp-gs	min/avg	fg-fga	pct	fg-fga	pct	ft-fa	pct	off	def	tot	avg	pf	fo	ast	to	blk	stl	pts	avg	
2020-2	12-12	287/23.9	29-70	.414	0-4	.000	41-67	.612	18	35	53	4.4	22	0	31	20	7	13	99	8.3	
TOTAL	12-12	287/23.9	29-70	.414	0-4	.000	41-67	.612	18	35	53	4.4	22	0	31	20	7	13	99	8.3	



Keith McGee
6'3" | 180 - Redshirt-Senior - Guard
Rochester, N.Y. (South Plains College)

3

NOTEWORTHY:

- Averaged 9.1 ppg in 2018-19 shooting 44 percent from the floor
- Named 2018 NJCAA Tournament MVP with 20 points, 5 FG, 3-4 3FG, 7-12 FT
- Led South Plains to the 2018 NJCAA Men's National Championship
- Finished 2017-18 shooting 48.6 percent from the field, 44.7 percent from behind the arc while averaging 2.7 assists per game

2020-21 GAME-BY-GAME STATISTICS

Opponent	Date	gs	min	Total		3-Pointers		Free throws		Rebounds											
				fg-fga	pct	3fg-fga	pct	ft-fga	pct	off	def	tot	avg	pf	a	t/o	blk	stl	pts	avg	
at Rice	12/13/	15		0-3	.00	0-2	.00	0-0	.00	1	2	3	3.0	0	0	1	1	0	0	0.0	
vs Our Lady of the Lak	12/15/	16		4-7	.57	1-3	.33	0-0	.00	0	3	3	3.0	2	1	1	0	0	9	4.5	
vs LeTourneau	12/17/	12		0-4	.00	0-3	.00	0-0	.00	2	1	3	3.0	1	2	4	0	0	0	3.0	
at Boise St.	12/21/	12		2-4	.50	2-3	.66	0-0	.00	1	2	3	3.0	0	0	0	0	1	6	3.8	
vs Nevada	12/31/	12		1-1	1.00	1-1	1.00	0-0	.00	0	1	1	2.6	1	0	0	0	0	3	3.6	
vs Nevada	01/02/	17		5-11	.45	4-10	.40	0-0	.00	0	1	1	2.3	2	0	1	0	1	14	5.3	
vs Utah State	01/06/	20		4-7	.57	2-5	.40	0-0	.00	1	1	2	2.3	2	1	1	0	0	10	6.0	
vs Utah State	01/08/	16		2-5	.40	1-2	.50	0-0	.00	0	1	1	2.1	0	1	1	0	0	5	5.9	
SAN JOSÉ STATE	1/21/2	dnp		-	-	-	-	-	-	-	-	-	-	-	-	-	-	-	-	-	
SAN JOSÉ STATE	1/23/2	dnp		-	-	-	-	-	-	-	-	-	-	-	-	-	-	-	-	-	
at Fresno State	1/28/2	dnp		-	-	-	-	-	-	-	-	-	-	-	-	-	-	-	-	-	
at Fresno State	1/30/2	dnp		-	-	-	-	-	-	-	-	-	-	-	-	-	-	-	-	-	
SAN DIEGO STATE	2/3/21	dnp		-	-	-	-	-	-	-	-	-	-	-	-	-	-	-	-	-	
SAN DIEGO STATE	2/5/21	dnp		-	-	-	-	-	-	-	-	-	-	-	-	-	-	-	-	-	
at Colorado State	2/9/21	dnp		-	-	-	-	-	-	-	-	-	-	-	-	-	-	-	-	-	
at Colorado State	2/11/2	dnp		-	-	-	-	-	-	-	-	-	-	-	-	-	-	-	-	-	
WYOMING	2/17/2	dnp		-	-	-	-	-	-	-	-	-	-	-	-	-	-	-	-	-	
WYOMING	2/19/2	dnp		-	-	-	-	-	-	-	-	-	-	-	-	-	-	-	-	-	
at Air Force	2/22/2	dnp		-	-	-	-	-	-	-	-	-	-	-	-	-	-	-	-	-	
at Air Force	2/24/2	dnp		-	-	-	-	-	-	-	-	-	-	-	-	-	-	-	-	-	
Totals		0	120	18-42	.42	11-29	.37	0-0	.00	5	12	17	2.1	8	5	9	1	2	47	5.9	

Games played: 8
Minutes/game: 15.0
Points/game: 5.9
FG Pct: 42.9
3FG Pct: 37.9

Rebounds/game: 2.1
Assists/game: 0.6
Turnovers/game: 1.1
Assist/turnover ratio: 0.6
Steals/game: 0.3
Blocks/game: 0.1

SEASON HIGHS

Points: 14 vs Nevada (1-2-21)
FG: 5 vs Nevada (1-2-21)
FGA: 11 vs Nevada (1-2-21)
3FG: 4 vs Nevada (1-2-21)
3FGA: 10 vs Nevada (1-2-21)
FT: N/A
FTA: N/A
Rebounds: 3 (4x) Last time at Boise State (12-21-20)
Assists: 2 vs LeTourneau (12-17-20)
Blocks: 1 at Rice (12-13-20)
Steals: 1 (2x) Last time vs Nevada (1-2-21)
Minutes Played: 20 vs Utah State (1-6-21)

CAREER HIGHS AT UNM

Points: 25 at San José State (2-26-19)
FG: 10 at San José State (2-26-19)
FGA: 19 at San José State (2-26-19)
3FG: 6 at Fresno State (2-1-20)
3FGA: 11 at San José State (2-26-19)
FT: 5 at Fresno State (2-2-19)
FTA: 6 at Fresno State (2-2-19)
Rebounds: 6 vs Wyoming (2-8-20)
Assists: 5 (2x) Last time at San José State (2-26-19)
Blocks: 1 (7x) Last time at Rice (12-13-20)
Steals: 3 (3x) Last time at Fresno State (2-1-20)
Minutes Played: 34 vs Nevada (2-18-20)

CAREER STATISTICS

			Total		3-Point		F-Throws		Rebounds											Scoring	
Season	gp-gs	min/avg	fg-fga	pct	fg-fga	pct	ft-fa	pct	off	def	tot	avg	pf	fo	ast	to	blk	stl	pts	avg	
2018-1	29-12	587/20.2	93-209	.445	42-103	.408	35-44	.795	9	31	40	1.4	53	1	52	51	3	23	263	9.1	
2019-2	31-2	495/16.0	71-150	.473	31-85	.365	9-15	.600	17	32	49	1.6	36	1	24	23	3	11	182	5.9	
2020-2	8-0	120/15.0	18-42	.429	11-29	.379	0-0	.000	5	12	17	2.1	8	0	5	9	1	2	47	5.9	
TOTAL	68-14	1202/17.7	182-401	.454	84-217	.387	44-59	.746	31	75	106	1.6	97	2	81	83	7	36	492	7.2	



Emmanuel Kuac

6'7" | 200 - Sophomore - Guard
Calgary, Alberta, Canada (Kearns HS)

4

NOTEWORTHY :

- Signed his NLI as the 147th-ranked prospect in the nation as a wing
- Ranked a top-five player in Canada
- Captain of his high school squad as a senior
- Competed with Exum Elite and Gold Gauntlet 17U league
- Cherry & Silver Event Dunk Competition winner

2020-21 GAME-BY-GAME STATISTICS

Opponent	Date	gs	min	Total		3-Pointers		Free throws		Rebounds				pf	a	t/o	blk	stl	pts	avg	
				fg-fga	pct	3fg-fga	pct	ft-fga	pct	off	def	tot	avg								
at Rice	12/13/	*	20	3-6	.50	1-4	.25	1-2	.50	1	6	7	7.0	4	0	2	0	0	8	8.0	
vs Our Lady of the Lak	12/15/	*	18	3-5	.60	3-4	.75	0-0	.00	1	3	4	5.5	0	2	1	2	2	9	8.5	
vs LeTourneau	12/17/		16	3-7	.42	0-1	.00	0-0	.00	2	3	5	5.3	1	1	1	0	0	6	7.7	
at Boise St.	12/21/		16	1-5	.20	0-2	.00	0-0	.00	1	3	4	5.0	2	0	3	0	1	2	6.3	
at Boise St.	12/23/		13	1-1	1.00	1-1	1.00	0-0	.00	0	2	2	4.4	3	0	1	1	0	3	5.6	
vs Nevada	12/31/		19	0-4	.00	0-2	.00	0-0	.00	0	2	2	4.0	2	1	0	1	1	0	4.7	
vs Nevada	01/02/		8	1-1	1.00	1-1	1.00	0-1	.00	1	0	1	3.6	4	0	1	0	0	3	4.4	
vs Utah State	01/06/		12	1-3	.33	1-3	.33	0-0	.00	0	2	2	3.4	2	0	1	0	0	3	4.3	
vs Utah State	01/08/		15	0-2	.00	0-2	.00	0-0	.00	0	2	2	3.2	1	0	3	0	1	0	3.8	
at UNLV	01/16/		9	0-3	.00	0-2	.00	0-0	.00	2	2	4	3.3	0	1	1	0	0	0	3.4	
at UNLV	01/18/		22	2-5	.40	2-5	.40	0-0	.00	1	4	5	3.5	4	0	1	0	1	6	3.6	
SAN JOSÉ STATE	1/21/2		dnp	-	-	-	-	-	-	-	-	-	-	-	-	-	-	-	-	-	
SAN JOSÉ STATE	1/23/2		dnp	-	-	-	-	-	-	-	-	-	-	-	-	-	-	-	-	-	
at Fresno State	1/28/2		dnp	-	-	-	-	-	-	-	-	-	-	-	-	-	-	-	-	-	
at Fresno State	1/30/2		dnp	-	-	-	-	-	-	-	-	-	-	-	-	-	-	-	-	-	
SAN DIEGO STATE	2/3/21		dnp	-	-	-	-	-	-	-	-	-	-	-	-	-	-	-	-	-	
SAN DIEGO STATE	2/5/21		dnp	-	-	-	-	-	-	-	-	-	-	-	-	-	-	-	-	-	
at Colorado State	2/9/21		dnp	-	-	-	-	-	-	-	-	-	-	-	-	-	-	-	-	-	
at Colorado State	2/11/2		dnp	-	-	-	-	-	-	-	-	-	-	-	-	-	-	-	-	-	
WYOMING	2/17/2		dnp	-	-	-	-	-	-	-	-	-	-	-	-	-	-	-	-	-	
WYOMING	2/19/2		dnp	-	-	-	-	-	-	-	-	-	-	-	-	-	-	-	-	-	
at Air Force	2/22/2		dnp	-	-	-	-	-	-	-	-	-	-	-	-	-	-	-	-	-	
at Air Force	2/24/2		dnp	-	-	-	-	-	-	-	-	-	-	-	-	-	-	-	-	-	
Totals			2	168	15-42	.35	9-27	.33	1-3	.33	9	29	38	3.5	23	5	15	4	6	40	3.6

Games played: 11
Minutes/game: 15.3
Points/game: 3.6
FG Pct: 35.7
3FG Pct: 33.3
FT Pct: 33.3

Rebounds/game: 3.5
Assists/game: 0.5
Turnovers/game: 1.4
Assist/turnover ratio: 0.3
Steals/game: 0.5
Blocks/game: 0.4

SEASON HIGHS

Points: 9 vs Our Lady of the Lake (12-15-20)
FG: 3 (3x) Last time vs LeTourneau (12-17-20)
FGA: 7 vs LeTourneau (12-17-20)
3FG: 3 vs Our Lady of the Lake (12-15-20)
3FGA: 5 at UNLV (1-18-21)
FT: 1 at Rice (12-13-20)
FTA: 2 at Rice (12-13-20)
Rebounds: 7 at Rice (12-13-20)
Assists: 2 vs Our Lady of the Lake (12-15-20)
Blocks: 2 vs Our Lady of the Lake (12-15-20)
Steals: 2 vs Our Lady of the Lake (12-15-20)
Minutes Played: 22 at UNLV (1-18-21)

CAREER HIGHS AT UNM

Points: 9 vs Our Lady of the Lake (12-15-20)
FG: 3 (5x) Last time vs LeTourneau (12-17-20)
FGA: 7 vs LeTourneau (12-17-20)
3FG: 3 vs Our Lady of the Lake (12-15-20)
3FGA: 5 at UNLV (1-18-21)
FT: 1 (2x) Last time at Rice (12-13-20)
FTA: 4 vs San José State (1-21-20)
Rebounds: 7 at Rice (12-13-20)
Assists: 2 (2x) Last time vs Our Lady of the Lake (12-15-20)
Blocks: 2 vs Our Lady of the Lake (12-15-20)
Steals: 2 (2x) Last time vs Our Lady of the Lake (12-15-20)
Minutes Played: 20 at Rice (12-13-20)

CAREER STATISTICS

			Total		3-Point		F-Throws		Rebounds											Scoring	
Season	gp-gs	min/avg	fg-fga	pct	fg-fga	pct	ft-fa	pct	off	def	tot	avg	pf	fo	ast	to	blk	stl	pts	avg	
2019-2	19-0	118/6.2	12-23	.522	3-9	.333	1-6	.167	8	17	25	1.3	17	0	5	4	4	3	28	1.5	
2020-2	11-2	168/15.3	15-42	.357	9-27	.333	1-3	.333	9	29	38	3.5	23	0	5	15	4	6	40	3.6	
TOTAL	30-2	286/9.5	27-65	.415	12-36	.333	2-9	.222	17	46	63	2.1	40	0	10	19	8	9	68	2.3	



Rod Brown
 6'8" | 218 - Redshirt-Junior - Forward
 Memphis, Tenn. (Pearl River CC/Wichita State)

5

NOTEWORTHY :

- Helped Pearl River CC to the only NJCAA DI Undeclared season, the No. 1 seed in the national tournament and its second-straight Region XXIII Championship as a sophomore in 2019-20
- Averaged 13.1 points, 6.5 rebounds and 1.3 assists shooting 56.4 percent
- Voted MVP at the 2017 district and regional tournament in high school
- Two-time UAA All-American on the summer hoops circuit

2020-21 GAME-BY-GAME STATISTICS

Opponent	Date	gs	min	Total		3-Pointers		Free throws		Rebounds				pf	a	t/o	blk	stl	pts	avg
				fg-fga	pct	3fg-fga	pct	ft-fa	pct	off	def	tot	avg							
at Rice	12/13/	*	25	5-9	.55	0-0	.00	1-1	1.00	4	3	7	7.0	3	3	2	0	0	11	11.0
vs Our Lady of the Lak	12/15/		18	6-6	1.00	0-0	.00	4-5	.80	1	3	4	5.5	0	0	2	1	0	16	13.5
vs LeTourneau	12/17/	*	18	6-7	.85	0-0	.00	1-2	.50	3	5	8	6.3	1	0	0	1	0	13	13.3
at Boise St.	12/21/	*	19	0-3	.00	0-0	.00	2-2	1.00	1	1	2	5.3	3	1	1	0	0	2	10.5
at Boise St.	12/23/	*	21	4-7	.57	0-0	.00	0-0	.00	0	3	3	4.8	2	1	3	0	0	8	10.0
vs Nevada	12/31/	*	29	3-10	.30	0-0	.00	8-14	.57	5	6	11	5.8	4	4	5	1	1	14	10.7
vs Nevada	01/02/	*	22	2-4	.50	0-0	.00	5-8	.62	2	1	3	5.4	4	2	0	0	0	9	10.4
vs Utah State	01/06/	*	23	1-5	.20	0-0	.00	3-4	.75	1	2	3	5.1	1	1	2	1	2	5	9.8
vs Utah State	01/08/	*	27	2-8	.25	0-0	.00	0-0	.00	1	0	1	4.7	2	0	2	0	0	4	9.1
at Dixie St.	01/13/	*	33	4-10	.40	0-0	.00	0-0	.00	6	6	12	5.4	1	2	0	2	0	8	9.0
at UNLV	01/16/	*	22	3-5	.60	0-0	.00	1-2	.50	2	0	2	5.1	1	0	1	0	0	7	8.8
at UNLV	01/18/		15	0-4	.00	0-0	.00	0-0	.00	1	2	3	4.9	1	2	1	0	1	0	8.1
SAN JOSÉ STATE	1/21/2	dnp		-	-	-	-	-	-	-	-	-	-	-	-	-	-	-	-	-
SAN JOSÉ STATE	1/23/2	dnp		-	-	-	-	-	-	-	-	-	-	-	-	-	-	-	-	-
at Fresno State	1/28/2	dnp		-	-	-	-	-	-	-	-	-	-	-	-	-	-	-	-	-
at Fresno State	1/30/2	dnp		-	-	-	-	-	-	-	-	-	-	-	-	-	-	-	-	-
SAN DIEGO STATE	2/3/21	dnp		-	-	-	-	-	-	-	-	-	-	-	-	-	-	-	-	-
SAN DIEGO STATE	2/5/21	dnp		-	-	-	-	-	-	-	-	-	-	-	-	-	-	-	-	-
at Colorado State	2/9/21	dnp		-	-	-	-	-	-	-	-	-	-	-	-	-	-	-	-	-
at Colorado State	2/11/2	dnp		-	-	-	-	-	-	-	-	-	-	-	-	-	-	-	-	-
WYOMING	2/17/2	dnp		-	-	-	-	-	-	-	-	-	-	-	-	-	-	-	-	-
WYOMING	2/19/2	dnp		-	-	-	-	-	-	-	-	-	-	-	-	-	-	-	-	-
at Air Force	2/22/2	dnp		-	-	-	-	-	-	-	-	-	-	-	-	-	-	-	-	-
at Air Force	2/24/2	dnp		-	-	-	-	-	-	-	-	-	-	-	-	-	-	-	-	-
Totals		10	272	36-78	.46	0-0	.00	25-38	.65	27	32	59	4.9	23	16	19	6	4	97	8.1

Games played: 12
 Minutes/game: 22.7
 Points/game: 8.1
 FG Pct: 46.2
 FT Pct: 65.8

Rebounds/game: 4.9
 Assists/game: 1.3
 Turnovers/game: 1.6
 Assist/turnover ratio: 0.8
 Steals/game: 0.3
 Blocks/game: 0.5

SEASON HIGHS

Points: 16 vs Our Lady of the Lake (12-15-20)
 FG: 6 (2x) Last time vs LeTourneau (12-17-20)
 FGA: 10 (2x) Last time at Dixie State (1-13-21)
 3FG: N/A
 3FGA: N/A
 FT: 8 vs Nevada (12-31-20)
 FTA: 14 vs Nevada (12-31-20)
 Rebounds: 12 at Dixie State (1-13-21)
 Assists: 4 vs Nevada (12-31-20)
 Blocks: 2 at Dixie State (1-13-21)
 Steals: 2 vs Utah State (1-6-21)
 Minutes Played: 33 at Dixie State (1-13-21)

CAREER HIGHS AT UNM

Points: 16 vs Our Lady of the Lake (12-15-20)
 FG: 6 (2x) Last time vs LeTourneau (12-17-20)
 FGA: 10 (2x) Last time at Dixie State (1-13-21)
 3FG: N/A
 3FGA: N/A
 FT: 8 vs Nevada (12-31-20)
 FTA: 14 vs Nevada (12-31-20)
 Rebounds: 12 at Dixie State (1-13-21)
 Assists: 4 vs Nevada (12-31-20)
 Blocks: 2 at Dixie State (1-13-21)
 Steals: 2 vs Utah State (1-6-21)
 Minutes Played: 33 at Dixie State (1-13-21)

CAREER STATISTICS

			Total		3-Point		F-Throws		Rebounds											Scoring	
Season	gp-gs	min/avg	fg-fga	pct	fg-fga	pct	ft-fa	pct	off	def	tot	avg	pf	fo	ast	to	blk	stl	pts	avg	
2020-2	12-10	272/22.7	36-78	.462	0-0	.000	25-38	.658	27	32	59	4.9	23	0	16	19	6	4	97	8.1	
TOTAL	12-10	272/22.7	36-78	.462	0-0	.000	25-38	.658	27	32	59	4.9	23	0	16	19	6	4	97	8.1	



Makuach Maluach

6'5" | 190 - Senior - Guard/Forward
Sydney, Australia (Newington College)

10

NOTEWORTHY :

- Scored a career-high 26 points at Air Force on 2-10-18.
- Ranks 4th all-time in Lobo freshman scoring with 327 points in 2016-17.
- Played prep ball at Newington College in Stanmore, NSW, Australia
- Graduated in 2017
- Member of Australian Junior National Team in the FIBA U18 Oceania Championships.

2020-21 GAME-BY-GAME STATISTICS

Opponent	Date	gs	min	Total		3-Pointers		Free throws		Rebounds				pf	a	t/o	blk	stl	pts	avg	
				fg-fga	pct	3fg-fga	pct	ft-fga	pct	off	def	tot	avg								
at Rice	12/13/	*	29	8-14	.57	2-2	1.00	5-6	.83	6	6	12	12.0	1	1	2	0	0	23	23.0	
vs Our Lady of the Lak	12/15/	*	24	6-10	.60	2-3	.66	3-8	.37	1	5	6	9.0	1	0	0	2	3	17	20.0	
vs LeTourneau	12/17/	*	21	6-8	.75	0-0	.00	3-4	.75	4	8	12	10.0	1	3	1	1	0	15	18.3	
at Boise St.	12/21/	*	27	5-12	.41	1-2	.50	2-3	.66	0	3	3	8.3	3	1	2	0	0	13	17.0	
at Boise St.	12/23/	*	25	2-10	.20	0-3	.00	4-4	1.00	0	4	4	7.4	1	0	6	1	2	8	15.2	
vs Nevada	12/31/	*	25	6-14	.42	2-6	.33	1-7	.14	1	2	3	6.7	3	1	2	0	0	15	15.2	
vs Nevada	01/02/	*	35	6-12	.50	1-5	.20	0-0	.00	2	4	6	6.6	3	5	6	0	1	13	14.9	
vs Utah State	01/06/	*	26	3-7	.42	1-1	1.00	0-0	.00	1	4	5	6.4	0	0	3	0	2	7	13.9	
vs Utah State	01/08/	*	25	5-11	.45	1-4	.25	2-2	1.00	0	2	2	5.9	1	0	2	2	2	13	13.8	
at Dixie St.	01/13/	*	30	5-12	.41	0-1	.00	2-2	1.00	1	5	6	5.9	4	2	2	1	0	12	13.6	
at UNLV	01/16/	*	30	4-15	.26	1-5	.20	4-4	1.00	0	1	1	5.5	3	2	1	0	1	13	13.5	
at UNLV	01/18/	*	32	3-12	.25	2-7	.28	1-2	.50	0	8	8	5.7	3	1	4	0	0	9	13.2	
SAN JOSÉ STATE	1/21/2	dnp	-	-	-	-	-	-	-	-	-	-	-	-	-	-	-	-	-	-	
SAN JOSÉ STATE	1/23/2	dnp	-	-	-	-	-	-	-	-	-	-	-	-	-	-	-	-	-	-	
at Fresno State	1/28/2	dnp	-	-	-	-	-	-	-	-	-	-	-	-	-	-	-	-	-	-	
at Fresno State	1/30/2	dnp	-	-	-	-	-	-	-	-	-	-	-	-	-	-	-	-	-	-	
SAN DIEGO STATE	2/3/21	dnp	-	-	-	-	-	-	-	-	-	-	-	-	-	-	-	-	-	-	
SAN DIEGO STATE	2/5/21	dnp	-	-	-	-	-	-	-	-	-	-	-	-	-	-	-	-	-	-	
at Colorado State	2/9/21	dnp	-	-	-	-	-	-	-	-	-	-	-	-	-	-	-	-	-	-	
at Colorado State	2/11/2	dnp	-	-	-	-	-	-	-	-	-	-	-	-	-	-	-	-	-	-	
WYOMING	2/17/2	dnp	-	-	-	-	-	-	-	-	-	-	-	-	-	-	-	-	-	-	
WYOMING	2/19/2	dnp	-	-	-	-	-	-	-	-	-	-	-	-	-	-	-	-	-	-	
at Air Force	2/22/2	dnp	-	-	-	-	-	-	-	-	-	-	-	-	-	-	-	-	-	-	
at Air Force	2/24/2	dnp	-	-	-	-	-	-	-	-	-	-	-	-	-	-	-	-	-	-	
Totals			12	329	59-137	.43	13-39	.33	27-42	.64	16	52	68	5.7	24	16	31	7	11	158	13.2

Games played: 12
Minutes/game: 27.4
Points/game: 13.2
FG Pct: 43.1
3FG Pct: 33.3
FT Pct: 64.3

Rebounds/game: 5.7
Assists/game: 1.3
Turnovers/game: 2.6
Assist/turnover ratio: 0.5
Steals/game: 0.9
Blocks/game: 0.6

SEASON HIGHS

Points: 23 at Rice (12-13-20)
FG: 8 at Rice (12-13-20)
FGA: 14 (2x) Last time vs Nevada (12-31-20)
3FG: 2 (4x) Last time at UNLV (1-18-21)
3FGA: 7 at UNLV (1-18-21)
FT: 5 at Rice (12-13-20)
FTA: 8 vs Our Lady of the Lake (12-15-20)
Rebounds: 12 (2x) Last time vs LeTourneau (12-17-20)
Assists: 5 vs Nevada (1-2-21)
Blocks: 2 (2x) Last time vs Utah State (1-8-21)
Steals: 3 vs Our Lady of the Lake (12-15-20)
Minutes Played: 35 vs Nevada (1-2-21)

CAREER HIGHS AT UNM

Points: 26 at Air Force (2-10-18)
FG: 10 at Air Force (2-10-18)
FGA: 15 at Fresno State (1-13-18)
3FG: 6 at Air Force (2-10-18)
3FGA: 7 (5x) Last time at UNLV (1-18-21)
FT: 12 at Wyoming (2-20-18)
FTA: 15 at Wyoming (2-20-18)
Rebounds: 13 vs San José State (1-21-20)
Assists: 5 (3x) Last time vs Nevada (1-2-21)
Blocks: 3 (2x) Last time vs San Diego State (2-5-19)
Steals: 3 (4x) Last time vs Our Lady of the Lake (2-15-20)
Minutes Played: 38 at Air Force (2-10-18)

CAREER STATISTICS

			Total		3-Point		F-Throws		Rebounds											Scoring	
Season	gp-gs	min/avg	fg-fga	pct	fg-fga	pct	ft-fa	pct	off	def	tot	avg	pf	fo	ast	to	blk	stl	pts	avg	
2017-1	34-15	669/19.7	117-211	.555	29-63	.460	64-79	.810	37	48	85	2.5	82	3	33	43	8	19	327	9.6	
2018-1	32-28	846/26.4	105-274	.383	44-134	.328	62-89	.697	33	94	127	4.0	71	2	60	60	16	21	316	9.9	
2019-2	33-33	895/27.1	117-244	.480	29-93	.312	53-73	.726	41	92	133	4.0	58	0	38	46	13	27	316	9.6	
2020-2	12-12	329/27.4	59-137	.431	13-39	.333	27-42	.643	16	52	68	5.7	24	0	16	31	7	11	158	13.2	
TOTAL	111-88	2739/24.4	398-866	.460	115-329	.350	206-283	.728	127	286	413	3.7	235	5	147	180	44	78	1117	10.1	



Jeremiah Francis II
6'1" | 205 - Sophomore - Point Guard
Columbus, Ohio (North Carolina)

11

NOTEWORTHY :

- Saw action in 16 games for the Tar Heels including three starts
- Scored in double figures twice while at UNC
- Named OCC Player of the Year in high school
- Named First Team All-OCC, First Team All-District, First Team All-Ohio
- Named to the Pickerington HS Honor Roll twice

2020-21 GAME-BY-GAME STATISTICS

Opponent	Date	qs	min	Total		3-Pointers		Free throws		Rebounds				pf	a	t/o	blk	stl	pts	avg	
				fg-fga	pct	3fg-fga	pct	ft-fa	pct	off	def	tot	avg								
at Rice	12/13/	*	30	2-8	.25	0-4	.00	1-2	.50	0	2	2	2.0	2	2	0	0	3	5	5.0	
vs Our Lady of the Lak	12/15/	*	19	2-13	.15	1-7	.14	1-1	1.00	0	2	2	2.0	1	4	1	0	1	6	5.5	
vs LeTourneau	12/17/	*	13	1-3	.33	0-0	.00	0-0	.00	0	3	3	2.3	0	2	2	0	1	2	4.3	
at Boise St.	12/21/	*	26	0-5	.00	0-3	.00	0-0	.00	0	2	2	2.3	0	2	4	0	0	0	3.3	
at Boise St.	12/23/	*	21	3-8	.37	0-1	.00	0-0	.00	0	1	1	2.0	0	0	0	0	0	6	3.8	
vs Nevada	12/31/	*	26	0-5	.00	0-3	.00	0-0	.00	1	4	5	2.5	2	2	3	0	0	0	3.2	
vs Nevada	01/02/	*	19	1-6	.16	1-3	.33	7-8	.87	0	3	3	2.6	2	2	0	0	1	10	4.1	
vs Utah State	01/06/		18	3-5	.60	1-2	.50	1-2	.50	0	1	1	2.4	0	2	2	0	0	8	4.6	
vs Utah State	01/08/		19	3-7	.42	2-2	1.00	0-0	.00	0	0	0	2.1	0	3	2	0	0	8	5.0	
at Dixie St.	01/13/	*	20	0-8	.00	0-6	.00	3-4	.75	1	3	4	2.3	1	0	3	0	0	3	4.8	
at UNLV	01/16/		22	1-7	.14	0-5	.00	1-2	.50	0	1	1	2.2	0	4	2	0	1	3	4.6	
at UNLV	01/18/		13	2-4	.50	0-1	.00	0-0	.00	0	1	1	2.1	2	1	2	0	0	4	4.6	
SAN JOSÉ STATE	1/21/2		dnp	-	-	-	-	-	-	-	-	-	-	-	-	-	-	-	-	-	
SAN JOSÉ STATE	1/23/2		dnp	-	-	-	-	-	-	-	-	-	-	-	-	-	-	-	-	-	
at Fresno State	1/28/2		dnp	-	-	-	-	-	-	-	-	-	-	-	-	-	-	-	-	-	
at Fresno State	1/30/2		dnp	-	-	-	-	-	-	-	-	-	-	-	-	-	-	-	-	-	
SAN DIEGO STATE	2/3/21		dnp	-	-	-	-	-	-	-	-	-	-	-	-	-	-	-	-	-	
SAN DIEGO STATE	2/5/21		dnp	-	-	-	-	-	-	-	-	-	-	-	-	-	-	-	-	-	
at Colorado State	2/9/21		dnp	-	-	-	-	-	-	-	-	-	-	-	-	-	-	-	-	-	
at Colorado State	2/11/2		dnp	-	-	-	-	-	-	-	-	-	-	-	-	-	-	-	-	-	
WYOMING	2/17/2		dnp	-	-	-	-	-	-	-	-	-	-	-	-	-	-	-	-	-	
WYOMING	2/19/2		dnp	-	-	-	-	-	-	-	-	-	-	-	-	-	-	-	-	-	
at Air Force	2/22/2		dnp	-	-	-	-	-	-	-	-	-	-	-	-	-	-	-	-	-	
at Air Force	2/24/2		dnp	-	-	-	-	-	-	-	-	-	-	-	-	-	-	-	-	-	
Totals			8	246	18-79	.22	5-37	.13	14-19	.73	2	23	25	2.1	10	24	21	0	7	55	4.6

Games played: 12
Minutes/game: 20.5
Points/game: 4.6
FG Pct: 22.8
3FG Pct: 13.5
FT Pct: 73.7

Rebounds/game: 2.1
Assists/game: 2.0
Turnovers/game: 1.8
Assist/turnover ratio: 1.1
Steals/game: 0.6

SEASON HIGHS

Points: 10 vs Nevada (1-2-21)
FG: 3 (3x) Last time vs Utah State (1-8-21)
FGA: 13 vs Our Lady of the Lake (12-15-20)
3FG: 2 vs Utah State (1-8-21)
3FGA: 7 vs Our Lady of the Lake (12-15-20)
FT: 7 vs Nevada (1-2-21)
FTA: 8 vs Nevada (1-2-21)
Rebounds: 5 vs Nevada (12-31-20)
Assists: 4 (2x) Last time at UNLV (1-16-21)
Blocks: N/A
Steals: 3 at Rice (12-13-20)
Minutes Played: 30 at Rice (12-13-20)

CAREER HIGHS AT UNM

Points: 10 vs Nevada (1-2-21)
FG: 3 (3x) Last time vs Utah State (1-8-21)
FGA: 13 vs Our Lady of the Lake (12-15-20)
3FG: 2 vs Utah State (1-8-21)
3FGA: 7 vs Our Lady of the Lake (12-15-20)
FT: 7 vs Nevada (1-2-21)
FTA: 8 vs Nevada (1-2-21)
Rebounds: 5 vs Nevada (12-31-20)
Assists: 4 (2x) Last time at UNLV (1-16-21)
Blocks: N/A
Steals: 3 at Rice (12-13-20)
Minutes Played: 30 at Rice (12-13-20)

CAREER STATISTICS

			Total		3-Point		F-Throws		Rebounds											Scoring	
Season	gp-gs	min/avg	fg-fga	pct	fg-fga	pct	ft-fa	pct	off	def	tot	avg	pf	fo	ast	to	blk	stl	pts	avg	
2020-2	12-8	246/20.5	18-79	.228	5-37	.135	14-19	.737	2	23	25	2.1	10	0	24	21	0	7	55	4.6	
TOTAL	12-8	246/20.5	18-79	.228	5-37	.135	14-19	.737	2	23	25	2.1	10	0	24	21	0	7	55	4.6	



Daniel Headdings

6'2" | 185 - Redshirt-Freshman - Guard
Wasilla, Alaska (Wasilla HS)

12

NOTEWORTHY :

- Averaged 20.4 points, 3.0 assists and 3.0 rebounds per game as a senior in HS
- Helped lead his squad to a pair of regional championships and a state championship
- Has 11 siblings
- Hails from the same hometown as recent graduate and four-year Lobo Dane Kuiper
- Redshirted in 2019-20

2020-21 GAME-BY-GAME STATISTICS

Opponent	Date	gs	min	Total		3-Pointers		Free throws		Rebounds				pf	a	t/o	blk	stl	pts	avg
				fg-fga	pct	3fg-fga	pct	ft-fa	pct	off	def	tot	avg							
vs Our Lady of the Lak	12/15/	2		0-0	.00	0-0	.00	0-0	.00	0	0	0	0.0	0	1	0	0	0	0	0.0
vs LeTourneau	12/17/	3		1-1	1.00	0-0	.00	1-1	1.00	0	1	1	0.5	1	0	0	0	0	3	1.5
at Boise St.	12/21/	0		1-1	1.00	1-1	1.00	0-0	.00	0	0	0	0.3	0	0	0	0	0	3	2.0
at Boise St.	12/23/	1		0-0	.00	0-0	.00	0-0	.00	0	0	0	0.3	0	0	0	0	0	0	1.5
SAN JOSÉ STATE	1/21/2	dnp		-	-	-	-	-	-	-	-	-	-	-	-	-	-	-	-	-
SAN JOSÉ STATE	1/23/2	dnp		-	-	-	-	-	-	-	-	-	-	-	-	-	-	-	-	-
at Fresno State	1/28/2	dnp		-	-	-	-	-	-	-	-	-	-	-	-	-	-	-	-	-
at Fresno State	1/30/2	dnp		-	-	-	-	-	-	-	-	-	-	-	-	-	-	-	-	-
SAN DIEGO STATE	2/3/21	dnp		-	-	-	-	-	-	-	-	-	-	-	-	-	-	-	-	-
SAN DIEGO STATE	2/5/21	dnp		-	-	-	-	-	-	-	-	-	-	-	-	-	-	-	-	-
at Colorado State	2/9/21	dnp		-	-	-	-	-	-	-	-	-	-	-	-	-	-	-	-	-
at Colorado State	2/11/2	dnp		-	-	-	-	-	-	-	-	-	-	-	-	-	-	-	-	-
WYOMING	2/17/2	dnp		-	-	-	-	-	-	-	-	-	-	-	-	-	-	-	-	-
WYOMING	2/19/2	dnp		-	-	-	-	-	-	-	-	-	-	-	-	-	-	-	-	-
at Air Force	2/22/2	dnp		-	-	-	-	-	-	-	-	-	-	-	-	-	-	-	-	-
at Air Force	2/24/2	dnp		-	-	-	-	-	-	-	-	-	-	-	-	-	-	-	-	-
Totals		0	6	2-2	1.00	1-1	1.00	1-1	1.00	0	1	1	0.3	1	1	0	0	0	6	1.5

Games played: 4
Minutes/game: 1.5
Points/game: 1.5
FG Pct: 100.0
3FG Pct: 100.0

Rebounds/game: 0.3
Assists/game: 0.3
Assist/turnover ratio: 99.9

SEASON HIGHS

Points: 3 (2x) Last time at Boise State (12-21-20)
FG: 1 (2x) Last time at Boise State (12-21-20)
FGA: 1 (2x) Last time at Boise State (12-21-20)
3FG: 1 at Boise State (12-21-20)
3FGA: 1 at Boise State (12-21-20)
FT: 1 vs LeTourneau (12-17-20)
FTA: 1 vs LeTourneau (12-17-20)
Rebounds: 1 vs LeTourneau (12-17-20)
Assists: 1 vs Our Lady of the Lake (12-15-20)
Blocks: N/A
Steals: N/A
Minutes Played: 3 vs LeTourneau (12-17-20)

CAREER HIGHS AT UNM

Points: 3 (2x) Last time at Boise State (12-21-20)
FG: 1 (2x) Last time at Boise State (12-21-20)
FGA: 1 (2x) Last time at Boise State (12-21-20)
3FG: 1 at Boise State (12-21-20)
3FGA: 1 at Boise State (12-21-20)
FT: 1 vs LeTourneau (12-17-20)
FTA: 1 vs LeTourneau (12-17-20)
Rebounds: 1 vs LeTourneau (12-17-20)
Assists: 1 vs Our Lady of the Lake (12-15-20)
Blocks: N/A
Steals: N/A
Minutes Played: 3 vs LeTourneau (12-17-20)

CAREER STATISTICS

Season	gp-gs	min/avg	Total		3-Point		F-Throws		Rebounds				Scoring					
			fg-fga	pct	fg-fga	pct	ft-fa	pct	off	def	tot	avg	pf	fo	ast	to	blk	stl
2020-21	4-0	6/1.5	2-2	1.000	1-1	1.000	1-1	1.000	0	1	1	0.3	1	0	1	0	0	0
TOTAL	4-0	6/1.5	2-2	1.000	1-1	1.000	1-1	1.000	0	1	1	0.3	1	0	1	0	0	0



Javonté Johnson
 6'6" | 190 - Freshman - Guard
 Colorado Springs, Colo. (Cheyenne Mountain HS)

13

NOTEWORTHY :

- Named First Team All-State at Cheyenne Mountain HS
- Adidas National Qualifier
- Averaged 22.4 points, 9.6 rebounds and 1.8 steals per game as a junior

2020-21 GAME-BY-GAME STATISTICS

Opponent	Date	gs	min	Total		3-Pointers		Free throws		Rebounds				pf	a	t/o	blk	stl	pts	avg
				fg-fga	pct	3fg-fga	pct	ft-fa	pct	off	def	tot	avg							
at Rice	12/13/		9	1-3	.33	0-2	.00	0-0	.00	0	0	0	0.0	1	0	0	0	1	2	2.0
vs Our Lady of the Lak	12/15/		12	3-3	1.00	1-1	1.00	0-0	.00	0	1	1	0.5	0	2	0	0	1	7	4.5
vs LeTourneau	12/17/		10	1-4	.25	0-1	.00	2-4	.50	2	1	3	1.3	0	1	0	0	1	4	4.3
at Boise St.	12/21/		9	1-4	.25	1-1	1.00	0-0	.00	0	0	0	1.0	3	0	0	0	0	3	4.0
at Boise St.	12/23/		14	2-4	.50	0-1	.00	3-3	1.00	0	1	1	1.0	0	1	0	0	0	7	4.6
vs Nevada	12/31/		7	0-1	.00	0-1	.00	1-2	.50	1	0	1	1.0	0	0	0	0	0	1	4.0
vs Nevada	01/02/		3	0-0	.00	0-0	.00	0-0	.00	0	1	1	1.0	1	0	0	0	0	0	3.4
vs Utah State	01/06/		9	0-3	.00	0-2	.00	2-2	1.00	1	0	1	1.0	2	0	0	0	0	2	3.3
vs Utah State	01/08/		20	0-4	.00	0-3	.00	0-0	.00	0	1	1	1.0	2	1	0	0	0	0	2.9
at Dixie St.	01/13/		18	1-3	.33	0-1	.00	1-2	.50	0	3	3	1.2	1	0	0	0	0	3	2.9
at UNLV	01/16/		17	2-4	.50	2-3	.66	0-0	.00	1	1	2	1.3	2	0	0	0	0	6	3.2
at UNLV	01/18/	*	14	0-3	.00	0-1	.00	0-0	.00	0	0	0	1.2	2	0	2	0	1	0	2.9
SAN JOSÉ STATE	1/21/2		dnp	-	-	-	-	-	-	-	-	-	-	-	-	-	-	-	-	-
SAN JOSÉ STATE	1/23/2		dnp	-	-	-	-	-	-	-	-	-	-	-	-	-	-	-	-	-
at Fresno State	1/28/2		dnp	-	-	-	-	-	-	-	-	-	-	-	-	-	-	-	-	-
at Fresno State	1/30/2		dnp	-	-	-	-	-	-	-	-	-	-	-	-	-	-	-	-	-
SAN DIEGO STATE	2/3/21		dnp	-	-	-	-	-	-	-	-	-	-	-	-	-	-	-	-	-
SAN DIEGO STATE	2/5/21		dnp	-	-	-	-	-	-	-	-	-	-	-	-	-	-	-	-	-
at Colorado State	2/9/21		dnp	-	-	-	-	-	-	-	-	-	-	-	-	-	-	-	-	-
at Colorado State	2/11/2		dnp	-	-	-	-	-	-	-	-	-	-	-	-	-	-	-	-	-
WYOMING	2/17/2		dnp	-	-	-	-	-	-	-	-	-	-	-	-	-	-	-	-	-
WYOMING	2/19/2		dnp	-	-	-	-	-	-	-	-	-	-	-	-	-	-	-	-	-
at Air Force	2/22/2		dnp	-	-	-	-	-	-	-	-	-	-	-	-	-	-	-	-	-
at Air Force	2/24/2		dnp	-	-	-	-	-	-	-	-	-	-	-	-	-	-	-	-	-
Totals		1	142	11-36	.30	4-17	.23	9-13	.69	5	9	14	1.2	14	4	3	0	4	35	2.9

Games played: 12
 Minutes/game: 11.8
 Points/game: 2.9
 FG Pct: 30.6
 3FG Pct: 23.5
 FT Pct: 69.2

Rebounds/game: 1.2
 Assists/game: 0.3
 Turnovers/game: 0.3
 Assist/turnover ratio: 1.3
 Steals/game: 0.3

SEASON HIGHS

Points: 7 (2x) Last time at Boise State (12-23-20)
 FG: 3 vs Our Lady of the Lake (12-15-20)
 FGA: 4 (5x) Last time at UNLV (1-16-21)
 3FG: 2 at UNLV (1-16-21)
 3FGA: 3 (2x) Last time at UNLV (1-16-21)
 FT: 3 at Boise State (12-23-20)
 FTA: 4 vs LeTourneau (12-17-20)
 Rebounds: 3 (2x) Last time at Dixie State (1-13-21)
 Assists: 2 vs Our Lady of the Lake (12-15-20)
 Blocks: N/A
 Steals: 1 (4x) Last time at UNLV (1-18-21)
 Minutes Played: 20 vs Utah State (1-8-21)

CAREER HIGHS AT UNM

Points: 7 (2x) Last time at Boise State (12-23-20)
 FG: 3 vs Our Lady of the Lake (12-15-20)
 FGA: 4 (5x) Last time at UNLV (1-16-21)
 3FG: 2 at UNLV (1-16-21)
 3FGA: 3 (2x) Last time at UNLV (1-16-21)
 FT: 3 at Boise State (12-23-20)
 FTA: 4 vs LeTourneau (12-17-20)
 Rebounds: 3 (2x) Last time at Dixie State (1-13-21)
 Assists: 2 vs Our Lady of the Lake (12-15-20)
 Blocks: N/A
 Steals: 1 (4x) Last time at UNLV (1-18-21)
 Minutes Played: 20 vs Utah State (1-8-21)

CAREER STATISTICS

Season	gp-gs	min/avg	Total		3-Point		F-Throws		Rebounds				Scoring					
			fg-fga	pct	fg-fga	pct	ft-fa	pct	off	def	tot	avg	pf	fo	ast	to	blk	stl
2020-2	12-1	142/11.8	11-36	.306	4-17	.235	9-13	.692	5	9	14	1.2	14	0	4	3	0	4
TOTAL	12-1	142/11.8	11-36	.306	4-17	.235	9-13	.692	5	9	14	1.2	14	0	4	3	0	4



Logan Padgett
6'7" | 210 - Sophomore - Forward
Homewood, Ala. (Samford)

14

NOTEWORTHY :

- Competed in 33 games as a freshman at Samford, starting eight
- Averaged 17.6 minutes posting 3.3 rebounds and 2.4 points per game
- Helped his HS team to area, regional and state championships in 2016
- Averaged 18.0 points, 11.0 rebounds and 2.0 assists per game as a senior
- Averaged 14.0 points, 2.0 assists and 10.0 rebounds in his HS career
- 2x All-Area, 2x All-Area Tournament
- Also lettered in football

2020-21 GAME-BY-GAME STATISTICS

Opponent	Date	gs	min	Total		3-Pointers		Free throws		Rebounds													
				fg-fga	pct	3fg-fga	pct	ft-fa	pct	off	def	tot	avg	pf	a	t/o	blk	stl	pts	avg			
vs Our Lady of the Lak	12/15/	4		0-1	.00	0-0	.00	0-0	.00	1	0	1	1.0	0	1	0	0	1	0	0.0			
vs LeTourneau	12/17/	9		3-4	.75	1-1	1.00	0-0	.00	1	1	2	1.5	0	0	0	0	0	7	3.5			
at Boise St.	12/21/	5		0-1	.00	0-0	.00	0-0	.00	2	0	2	1.7	0	0	0	0	0	0	2.3			
at Boise St.	12/23/	10		0-1	.00	0-1	.00	0-0	.00	0	2	2	1.8	0	0	1	0	0	0	1.8			
vs Utah State	01/06/	5		0-3	.00	0-2	.00	0-0	.00	0	1	1	1.6	0	0	0	0	1	0	1.4			
vs Utah State	01/08/	3		0-0	.00	0-0	.00	0-0	.00	0	1	1	1.5	0	1	1	1	0	0	1.2			
SAN JOSÉ STATE	1/21/2	dnp		-	-	-	-	-	-	-	-	-	-	-	-	-	-	-	-	-			
SAN JOSÉ STATE	1/23/2	dnp		-	-	-	-	-	-	-	-	-	-	-	-	-	-	-	-	-			
at Fresno State	1/28/2	dnp		-	-	-	-	-	-	-	-	-	-	-	-	-	-	-	-	-			
at Fresno State	1/30/2	dnp		-	-	-	-	-	-	-	-	-	-	-	-	-	-	-	-	-			
SAN DIEGO STATE	2/3/21	dnp		-	-	-	-	-	-	-	-	-	-	-	-	-	-	-	-	-			
SAN DIEGO STATE	2/5/21	dnp		-	-	-	-	-	-	-	-	-	-	-	-	-	-	-	-	-			
at Colorado State	2/9/21	dnp		-	-	-	-	-	-	-	-	-	-	-	-	-	-	-	-	-			
at Colorado State	2/11/2	dnp		-	-	-	-	-	-	-	-	-	-	-	-	-	-	-	-	-			
WYOMING	2/17/2	dnp		-	-	-	-	-	-	-	-	-	-	-	-	-	-	-	-	-			
WYOMING	2/19/2	dnp		-	-	-	-	-	-	-	-	-	-	-	-	-	-	-	-	-			
at Air Force	2/22/2	dnp		-	-	-	-	-	-	-	-	-	-	-	-	-	-	-	-	-			
at Air Force	2/24/2	dnp		-	-	-	-	-	-	-	-	-	-	-	-	-	-	-	-	-			
Totals		0	36	3-10	.30	1-4	.25	0-0	.00	4	5	9	1.5	0	2	2	1	2	7	1.2			

Games played: 6
Minutes/game: 6.0
Points/game: 1.2
FG Pct: 30.0
3FG Pct: 25.0

Rebounds/game: 1.5
Assists/game: 0.3
Turnovers/game: 0.3
Assist/turnover ratio: 1.0
Steals/game: 0.3
Blocks/game: 0.2

SEASON HIGHS

Points: 7 vs LeTourneau (12-17-20)
FG: 3 vs LeTourneau (12-17-20)
FGA: 4 vs LeTourneau (12-17-20)
3FG: 2 vs Utah State (1-6-21)
3FGA: 1 (2x) Last time at Boise State (12-23-20)
FT: N/A
FTA: N/A
Rebounds: 2 (3x) Last time at Boise State (12-23-20)
Assists: 1 (2x) Last time vs Utah State (1-8-21)
Blocks: 1 vs Utah State (1-8-21)
Steals: 1 (2x) Last time vs Utah State (1-6-21)
Minutes Played: 10 at Boise State (12-23-20)

CAREER HIGHS AT UNM

Points: 7 vs LeTourneau (12-17-20)
FG: 3 vs LeTourneau (12-17-20)
FGA: 4 vs LeTourneau (12-17-20)
3FG: 2 vs Utah State (1-6-21)
3FGA: 1 (2x) Last time at Boise State (12-23-20)
FT: N/A
FTA: N/A
Rebounds: 2 (3x) Last time at Boise State (12-23-20)
Assists: 1 (2x) Last time vs Utah State (1-8-21)
Blocks: 1 vs Utah State (1-8-21)
Steals: 1 (2x) Last time vs Utah State (1-6-21)
Minutes Played: 10 at Boise State (12-23-20)

CAREER STATISTICS

			Total		3-Point		F-Throws		Rebounds											Scoring	
Season	gp-gs	min/avg	fg-fga	pct	fg-fga	pct	ft-fga	pct	off	def	tot	avg	pf	fo	ast	to	blk	stl	pts	avg	
2020-21	6-0	36/6.0	3-10	.300	1-4	.250	0-0	.000	4	5	9	1.5	0	0	2	2	1	2	7	1.2	
TOTAL	6-0	36/6.0	3-10	.300	1-4	.250	0-0	.000	4	5	9	1.5	0	0	2	2	1	2	7	1.2	



Clay Patterson
 6'1" | 180 - Redshirt-Junior - Guard
 Rio Rancho, N.M. (Rio Rancho HS/Fort Lewis)

20

NOTEWORTHY :

- 2016 New Mexico Gatorade Player of the Year while at Rio Rancho
- Mr. Basketball 2016
- Helped Rio Rancho to New Mexico State Championship in 2016
- New Mexico State Tournament MVP in 2016
- USA Today New Mexico First Team
- Three-time All-District Academic Team honoree

2020-21 GAME-BY-GAME STATISTICS

Opponent	Date	gs	min	Total		3-Pointers		Free throws		Rebounds				pf	a	t/o	blk	stl	pts	avg	
				fg-fga	pct	3fg-fga	pct	ft-fa	pct	off	def	tot	avg								
at Rice	12/13/		2	0-0	.00	0-0	.00	0-0	.00	0	0	0	0.0	0	0	0	0	0	0	0.0	
vs Our Lady of the Lak	12/15/		7	1-1	1.00	1-1	1.00	0-0	.00	0	0	0	0.0	1	1	0	0	0	3	1.5	
vs LeTourneau	12/17/		7	0-3	.00	0-2	.00	0-0	.00	0	2	2	0.7	2	1	1	0	0	0	1.0	
at Boise St.	12/21/		4	0-1	.00	0-1	.00	1-2	.50	0	1	1	0.8	0	0	0	0	0	1	1.0	
at Boise St.	12/23/		2	0-1	.00	0-1	.00	0-0	.00	0	0	0	0.6	0	0	0	0	0	0	0.8	
vs Utah State	01/06/		3	0-1	.00	0-1	.00	0-0	.00	0	0	0	0.5	0	0	0	0	1	0	0.7	
SAN JOSÉ STATE	1/21/2		dnp	-	-	-	-	-	-	-	-	-	-	-	-	-	-	-	-	-	
SAN JOSÉ STATE	1/23/2		dnp	-	-	-	-	-	-	-	-	-	-	-	-	-	-	-	-	-	
at Fresno State	1/28/2		dnp	-	-	-	-	-	-	-	-	-	-	-	-	-	-	-	-	-	
at Fresno State	1/30/2		dnp	-	-	-	-	-	-	-	-	-	-	-	-	-	-	-	-	-	
SAN DIEGO STATE	2/3/21		dnp	-	-	-	-	-	-	-	-	-	-	-	-	-	-	-	-	-	
SAN DIEGO STATE	2/5/21		dnp	-	-	-	-	-	-	-	-	-	-	-	-	-	-	-	-	-	
at Colorado State	2/9/21		dnp	-	-	-	-	-	-	-	-	-	-	-	-	-	-	-	-	-	
at Colorado State	2/11/2		dnp	-	-	-	-	-	-	-	-	-	-	-	-	-	-	-	-	-	
WYOMING	2/17/2		dnp	-	-	-	-	-	-	-	-	-	-	-	-	-	-	-	-	-	
WYOMING	2/19/2		dnp	-	-	-	-	-	-	-	-	-	-	-	-	-	-	-	-	-	
at Air Force	2/22/2		dnp	-	-	-	-	-	-	-	-	-	-	-	-	-	-	-	-	-	
at Air Force	2/24/2		dnp	-	-	-	-	-	-	-	-	-	-	-	-	-	-	-	-	-	
Totals			0	25	1-7	.14	1-6	.16	1-2	.50	0	3	3	0.5	3	2	1	0	1	4	0.7

Games played: 6
 Minutes/game: 4.2
 Points/game: 0.7
 FG Pct: 14.3
 3FG Pct: 16.7
 FT Pct: 50.0

Rebounds/game: 0.5
 Assists/game: 0.3
 Turnovers/game: 0.2
 Assist/turnover ratio: 2.0
 Steals/game: 0.2

SEASON HIGHS

Points: 3 vs Our Lady of the Lake (12-15-20)
 FG: 1 vs Our Lady of the Lake (12-15-20)
 FGA: 3 vs LeTourneau (12-17-20)
 3FG: 1 vs Our Lady of the Lake (12-15-20)
 3FGA: 2 vs LeTourneau (12-17-20)
 FT: 1 at Boise State (12-21-20)
 FTA: 2 at Boise State (12-21-20)
 Rebounds: 2 vs LeTourneau (12-17-20)
 Assists: 1 (2x) Last time vs LeTourneau (12-17-20)
 Blocks: N/A
 Steals: 1 vs Utah State (1-6-21)
 Minutes Played: 7 (2x) Last time vs LeTourneau (12-17-20)

CAREER HIGHS AT UNM

Points: 4 vs San José State (1-21-20)
 FG: 1 vs Our Lady of the Lake (12-15-20)
 FGA: 3 (2x) Last time vs LeTourneau (12-17-20)
 3FG: 1 vs Our Lady of the Lake (12-15-20)
 3FGA: 2 (2x) Last time vs LeTourneau (12-17-20)
 FT: 4 vs San José State (1-21-20)
 FTA: 4 vs San José State (1-21-20)
 Rebounds: 2 (2x) Last time vs LeTourneau (12-17-20)
 Assists: 1 (6x) Last time vs LeTourneau (12-17-20)
 Blocks: N/A
 Steals: 1 vs Utah State (1-6-21)
 Minutes Played: 7 vs LeTourneau (12-17-20)

CAREER STATISTICS

Season	gp-gs	min/avg	Total		3-Point		F-Throws		Rebounds				Scoring					
			fg-fga	pct	fg-fga	pct	ft-fa	pct	off	def	tot	avg	pts	fo	ast	to	blk	stl
2018-19	3-0	13/4.3	0-4	.000	0-3	.000	2-2	1.000	1	2	3	1.0	0	0	1	0	0	0
2019-20	9-0	21/2.3	0-2	.000	0-2	.000	6-6	1.000	0	3	3	0.3	1	0	3	1	0	1
2020-21	6-0	25/4.2	1-7	.143	1-6	.167	1-2	.500	0	3	3	0.5	3	0	2	1	0	1
TOTAL	18-0	59/3.3	1-13	.077	1-11	.091	9-10	.900	1	8	9	0.5	4	0	6	2	0	2



Nolan Dorsey
6'5" | 185 - Freshman - Point Guard
Knightdale, N.C., (Milbrook HS)

21

NOTEWORTHY :

- Helped his Milbrook HS squad to the conference championship in 2018
- Named All-Conference as a junior
- Averaged over 10 assists per game in the summer of 2019 for Big Shots Elite NC
- Honor Roll recipient at Milbrook HS

2020-21 GAME-BY-GAME STATISTICS

Opponent	Date	gs	min	Total		3-Pointers		Free throws		Rebounds				pf	a	t/o	blk	stl	pts	avg
				fg-fga	pct	3fg-fga	pct	ft-fga	pct	off	def	tot	avg							
vs Our Lady of the Lak	12/15/	3		0-0	.00	0-0	.00	0-0	.00	0	0	0	0.0	0	0	1	0	0	0	0.0
vs LeTourneau	12/17/	10		0-2	.00	0-1	.00	0-0	.00	0	1	1	0.5	0	1	0	0	0	0	0.0
at Boise St.	12/21/	2		0-0	.00	0-0	.00	0-0	.00	0	0	0	0.3	0	1	0	0	0	0	0.0
at Boise St.	12/23/	14		0-0	.00	0-0	.00	0-0	.00	0	0	0	0.3	0	0	3	0	0	0	0.0
vs Utah State	01/06/	6		0-1	.00	0-1	.00	0-0	.00	0	0	0	0.2	0	0	0	0	0	0	0.0
vs Utah State	01/08/	15		3-6	.50	1-3	.33	0-0	.00	1	1	2	0.5	1	0	0	0	1	7	1.2
at Dixie St.	01/13/	8		0-1	.00	0-0	.00	0-0	.00	0	2	2	0.7	0	0	0	0	0	0	1.0
at UNLV	01/16/	7		0-0	.00	0-0	.00	0-0	.00	0	0	0	0.6	0	0	0	0	1	0	0.9
SAN JOSÉ STATE	1/21/2	dnp		-	-	-	-	-	-	-	-	-	-	-	-	-	-	-	-	-
SAN JOSÉ STATE	1/23/2	dnp		-	-	-	-	-	-	-	-	-	-	-	-	-	-	-	-	-
at Fresno State	1/28/2	dnp		-	-	-	-	-	-	-	-	-	-	-	-	-	-	-	-	-
at Fresno State	1/30/2	dnp		-	-	-	-	-	-	-	-	-	-	-	-	-	-	-	-	-
SAN DIEGO STATE	2/3/21	dnp		-	-	-	-	-	-	-	-	-	-	-	-	-	-	-	-	-
SAN DIEGO STATE	2/5/21	dnp		-	-	-	-	-	-	-	-	-	-	-	-	-	-	-	-	-
at Colorado State	2/9/21	dnp		-	-	-	-	-	-	-	-	-	-	-	-	-	-	-	-	-
at Colorado State	2/11/2	dnp		-	-	-	-	-	-	-	-	-	-	-	-	-	-	-	-	-
WYOMING	2/17/2	dnp		-	-	-	-	-	-	-	-	-	-	-	-	-	-	-	-	-
WYOMING	2/19/2	dnp		-	-	-	-	-	-	-	-	-	-	-	-	-	-	-	-	-
at Air Force	2/22/2	dnp		-	-	-	-	-	-	-	-	-	-	-	-	-	-	-	-	-
at Air Force	2/24/2	dnp		-	-	-	-	-	-	-	-	-	-	-	-	-	-	-	-	-
Totals		0	65	3-10	.30	1-5	.20	0-0	.00	1	4	5	0.6	1	2	4	0	2	7	0.9

Games played: 8
Minutes/game: 8.1
Points/game: 0.9
FG Pct: 30.0
3FG Pct: 20.0

Rebounds/game: 0.6
Assists/game: 0.3
Turnovers/game: 0.5
Assist/turnover ratio: 0.5
Steals/game: 0.3

SEASON HIGHS

Points: 7 vs Utah State (1-8-21)
FG: 3 vs Utah State (1-8-21)
FGA: 6 vs Utah State (1-8-21)
3FG: 1 vs Utah State (1-8-21)
3FGA: 3 vs Utah State (1-8-21)
FT: N/A
FTA: N/A
Rebounds: 2 (2x) Last time at Dixie State (1-13-21)
Assists: 1 (2x) Last time at Boise State (12-21-20)
Blocks: N/A
Steals: 1 (2x) Last time at UNLV (1-16-21)
Minutes Played: 15 vs Utah State (1-8-21)

CAREER HIGHS AT UNM

Points: 7 vs Utah State (1-8-21)
FG: 3 vs Utah State (1-8-21)
FGA: 6 vs Utah State (1-8-21)
3FG: 1 vs Utah State (1-8-21)
3FGA: 3 vs Utah State (1-8-21)
FT: N/A
FTA: N/A
Rebounds: 2 (2x) Last time at Dixie State (1-13-21)
Assists: 1 (2x) Last time at Boise State (12-21-20)
Blocks: N/A
Steals: 1 (2x) Last time at UNLV (1-16-21)
Minutes Played: 15 vs Utah State (1-8-21)

CAREER STATISTICS

			Total		3-Point		F-Throws		Rebounds											Scoring	
Season	gp-gs	min/avg	fg-fga	pct	fg-fga	pct	ft-fta	pct	off	def	tot	avg	pf	fo	ast	to	blk	stl	pts	avg	
2020-2	8-0	65/8.1	3-10	.300	1-5	.200	0-0	.000	1	4	5	0.6	1	0	2	4	0	2	7	0.9	
TOTAL	8-0	65/8.1	3-10	.300	1-5	.200	0-0	.000	1	4	5	0.6	1	0	2	4	0	2	7	0.9	



Valdir Manuel
6'10" | 225 - Junior - Forward
Luanda, Angola (Harcum College)

22

NOTEWORTHY :

- Named to the 2018-19 NCJAA All-American Second Team
- Averaged 21.0 points and 11.0 rebounds per contest in 2019-20
- Finished at Harcum 12th all-time in scoring with 769 points, third in rebounds (504), fourth in career blocked shots (107)
- Helped The Patrick School to the 2017 State Tournament of Champions title
- Competed in the U17 FIBA World Cup
- Helped his U20 Angola National Team to a gold medal in the Afrobasket Championships

2020-21 GAME-BY-GAME STATISTICS

Opponent	Date	gs	min	Total	3-Pointers	Free throws	Rebounds													
				fg-fga	pct	3fg-fga	pct	ft-fa	pct	off	def	tot	avg	pf	a	t/o	blk	stl	pts	avg
at Rice	12/13/		13	4-11	.36	1-3	.33	0-0	.00	3	3	6	6.0	2	0	2	0	1	9	9.0
vs Our Lady of the Lak	12/15/		17	5-5	1.00	0-0	.00	1-2	.50	1	5	6	6.0	1	2	1	1	0	11	10.0
vs LeTourneau	12/17/	*	15	4-13	.30	0-1	.00	0-0	.00	4	3	7	6.3	0	1	2	1	0	8	9.3
at Boise St.	12/21/		21	2-6	.33	0-1	.00	2-2	1.00	0	2	2	5.3	2	0	1	1	0	6	8.5
at Boise St.	12/23/		10	2-5	.40	0-0	.00	0-1	.00	0	1	1	4.4	0	0	0	0	0	4	7.6
vs Nevada	12/31/		12	2-6	.33	0-0	.00	0-0	.00	1	1	2	4.0	1	0	1	0	0	4	7.0
vs Nevada	01/02/		12	2-4	.50	1-1	1.00	0-0	.00	0	1	1	3.6	2	0	0	0	0	5	6.7
vs Utah State	01/06/		15	0-6	.00	0-3	.00	0-0	.00	0	2	2	3.4	2	0	1	3	0	0	5.9
vs Utah State	01/08/		15	3-7	.42	0-1	.00	1-2	.50	2	2	4	3.4	1	0	0	1	0	7	6.0
at Dixie St.	01/13/		24	4-7	.57	0-1	.00	0-0	.00	2	3	5	3.6	3	1	1	4	0	8	6.2
at UNLV	01/16/		25	5-10	.50	0-1	.00	0-0	.00	1	3	4	3.6	2	0	1	1	0	10	6.5
at UNLV	01/18/	*	26	4-6	.66	2-4	.50	0-0	.00	3	2	5	3.8	2	0	2	2	0	10	6.8
SAN JOSÉ STATE	1/21/2		dnp	-	-	-	-	-	-	-	-	-	-	-	-	-	-	-	-	-
SAN JOSÉ STATE	1/23/2		dnp	-	-	-	-	-	-	-	-	-	-	-	-	-	-	-	-	-
at Fresno State	1/28/2		dnp	-	-	-	-	-	-	-	-	-	-	-	-	-	-	-	-	-
at Fresno State	1/30/2		dnp	-	-	-	-	-	-	-	-	-	-	-	-	-	-	-	-	-
SAN DIEGO STATE	2/3/21		dnp	-	-	-	-	-	-	-	-	-	-	-	-	-	-	-	-	-
SAN DIEGO STATE	2/5/21		dnp	-	-	-	-	-	-	-	-	-	-	-	-	-	-	-	-	-
at Colorado State	2/9/21		dnp	-	-	-	-	-	-	-	-	-	-	-	-	-	-	-	-	-
at Colorado State	2/11/2		dnp	-	-	-	-	-	-	-	-	-	-	-	-	-	-	-	-	-
WYOMING	2/17/2		dnp	-	-	-	-	-	-	-	-	-	-	-	-	-	-	-	-	-
WYOMING	2/19/2		dnp	-	-	-	-	-	-	-	-	-	-	-	-	-	-	-	-	-
at Air Force	2/22/2		dnp	-	-	-	-	-	-	-	-	-	-	-	-	-	-	-	-	-
at Air Force	2/24/2		dnp	-	-	-	-	-	-	-	-	-	-	-	-	-	-	-	-	-
Totals		2	205	37-86	.43	4-16	.25	4-7	.57	17	28	45	3.8	18	4	12	14	1	82	6.8

Games played: 12
Minutes/game: 17.1
Points/game: 6.8
FG Pct: 43.0
3FG Pct: 25.0

Rebounds/game: 3.8
Assists/game: 0.3
Turnovers/game: 1.0
Assist/turnover ratio: 0.3
Steals/game: 0.1

SEASON HIGHS

Points: 11 vs Our Lady of the Lake (12-15-20)
FG: 5 (2x) Last time at UNLV (1-16-21)
FGA: 13 vs LeTourneau (12-17-20)
3FG: 2 at UNLV (1-18-21)
3FGA: 4 at UNLV (1-18-21)
FT: 2 at Boise State (12-21-20)
FTA: 2 (3x) Last time vs Utah State (1-8-21)
Rebounds: 7 vs LeTourneau (12-17-20)
Assists: 1 vs Our Lady of the Lake (12-15-20)
Blocks: 4 at Dixie State (1-13-21)
Steals: 1 at Rice (12-13-20)
Minutes Played: 26 at UNLV (1-18-21)

CAREER HIGHS AT UNM

Points: 11 vs Our Lady of the Lake (12-15-20)
FG: 5 (2x) Last time at UNLV (1-16-21)
FGA: 13 vs LeTourneau (12-17-20)
3FG: 2 at UNLV (1-18-21)
3FGA: 4 at UNLV (1-18-21)
FT: 2 at Boise State (12-21-20)
FTA: 2 (3x) Last time vs Utah State (1-8-21)
Rebounds: 7 vs LeTourneau (12-17-20)
Assists: 1 vs Our Lady of the Lake (12-15-20)
Blocks: 4 at Dixie State (1-13-21)
Steals: 1 at Rice (12-13-20)
Minutes Played: 26 at UNLV (1-18-21)

CAREER STATISTICS

			Total		3-Point		F-Throws		Rebounds												Scoring	
Season	gp-gs	min/avg	fg-fga	pct	fg-fga	pct	ft-fa	pct	off	def	tot	avg	pf	fo	ast	to	blk	stl	pts	avg		
2020-2	12-2	205/17.1	37-86	.430	4-16	.250	4-7	.571	17	28	45	3.8	18	0	4	12	14	1	82	6.8		
TOTAL	12-2	205/17.1	37-86	.430	4-16	.250	4-7	.571	17	28	45	3.8	18	0	4	12	14	1	82	6.8		



Eloy Medina
6'3" | 180 - Freshman - Guard
Albuquerque, N.M. (West Mesa HS)

23

NOTEWORTHY :

- Averaged 20.7 points, 5.6 rebounds and 1.5 assists at West Mesa HS
- 4x First Team All-District honoree
- Named to the All-Metro Third Team
- Also competed for NM Slam and PB Nation where he helped his squad to a national championship

2020-21 GAME-BY-GAME STATISTICS

Opponent	Date	gs	min	Total		3-Pointers		Free throws		Rebounds				pf	a	t/o	blk	stl	pts	avg
				fg-fga	pct	3fg-fga	pct	ft-fta	pct	off	def	tot	avg							
vs Our Lady of the Lake	12/15/	3		0-2	.00	0-2	.00	0-0	.00	0	1	1	1.0	0	0	0	0	0	0	0.0
vs LeTourneau	12/17/	2		0-0	.00	0-0	.00	0-0	.00	0	0	0	0.5	0	0	0	0	0	0	0.0
at Boise St.	12/23/	1		0-1	.00	0-1	.00	0-0	.00	0	0	0	0.3	0	0	0	0	0	0	0.0
SAN JOSÉ STATE	1/21/2	dnp		-	-	-	-	-	-	-	-	-	-	-	-	-	-	-	-	-
SAN JOSÉ STATE	1/23/2	dnp		-	-	-	-	-	-	-	-	-	-	-	-	-	-	-	-	-
at Fresno State	1/28/2	dnp		-	-	-	-	-	-	-	-	-	-	-	-	-	-	-	-	-
at Fresno State	1/30/2	dnp		-	-	-	-	-	-	-	-	-	-	-	-	-	-	-	-	-
SAN DIEGO STATE	2/3/21	dnp		-	-	-	-	-	-	-	-	-	-	-	-	-	-	-	-	-
SAN DIEGO STATE	2/5/21	dnp		-	-	-	-	-	-	-	-	-	-	-	-	-	-	-	-	-
at Colorado State	2/9/21	dnp		-	-	-	-	-	-	-	-	-	-	-	-	-	-	-	-	-
at Colorado State	2/11/2	dnp		-	-	-	-	-	-	-	-	-	-	-	-	-	-	-	-	-
WYOMING	2/17/2	dnp		-	-	-	-	-	-	-	-	-	-	-	-	-	-	-	-	-
WYOMING	2/19/2	dnp		-	-	-	-	-	-	-	-	-	-	-	-	-	-	-	-	-
at Air Force	2/22/2	dnp		-	-	-	-	-	-	-	-	-	-	-	-	-	-	-	-	-
at Air Force	2/24/2	dnp		-	-	-	-	-	-	-	-	-	-	-	-	-	-	-	-	-
Totals		0	6	0-3	.00	0-3	.00	0-0	.00	0	1	1	0.3	0	0	0	0	0	0	0.0

Games played: 3
Minutes/game: 2.0
FG Pct: 0.0
3FG Pct: 0.0

Rebounds/game: 0.3

SEASON HIGHS

Points: N/A
FG: 0
FGA: 2 vs Our Lady of the Lake (12-15-20)
3FG: 0
3FGA: 2 vs Our Lady of the Lake (12-15-20)
FT: N/A
FTA: N/A
Rebounds: 1 vs Our Lady of the Lake (12-15-20)
Assists: N/A
Blocks: N/A
Steals: N/A
Minutes Played: 3 vs Our Lady of the Lake (12-15-20)

CAREER HIGHS AT UNM

Points: N/A
FG: 0
FGA: 2 vs Our Lady of the Lake (12-15-20)
3FG: 0
3FGA: 2 vs Our Lady of the Lake (12-15-20)
FT: N/A
FTA: N/A
Rebounds: 1 vs Our Lady of the Lake (12-15-20)
Assists: N/A
Blocks: N/A
Steals: N/A
Minutes Played: 3 vs Our Lady of the Lake (12-15-20)

CAREER STATISTICS

			Total		3-Point		F-Throws		Rebounds											Scoring	
Season	gp-gs	min/avg	fg-fga	pct	fg-fga	pct	ft-fta	pct	off	def	tot	avg	pf	fo	ast	to	blk	stl	pts	avg	
2020-21	3-0	6/2.0	0-3	.000	0-3	.000	0-0	.000	0	1	1	0.3	0	0	0	0	0	0	0	0.0	
TOTAL	3-0	6/2.0	0-3	.000	0-3	.000	0-0	.000	0	1	1	0.3	0	0	0	0	0	0	0	0.0	



Kurt Wegscheider
 6'4" | 185 - Sophomore - Guard
 Bangui, Central African Republic (NBA Acad. Africa)

30

NOTEWORTHY :

- Enrolled in the NBA Academy Africa since 2017
- Named MVP of the BWB Africa All Star Games
- Participated in the NBA Global Camp in Treviso, Italy
- Participated in three stages of the European Youth Basketball League in Hungary; helped his team to win the tournament and remain unbeaten
- Participant in NCAA's Next Generation Sunday event at the 2019 Final Four

2020-21 GAME-BY-GAME STATISTICS

Opponent	Date	qs	min	Total		3-Pointers		Free throws		Rebounds				pf	a	t/o	blk	stl	pts	avg
				fg-fga	pct	3fg-fga	pct	ft-fa	pct	off	def	tot	avg							
at Rice	12/13/		11	0-0	.00	0-0	.00	0-0	.00	0	0	0	0.0	0	0	1	0	0	0	0.0
vs Our Lady of the Lak	12/15/		9	1-2	.50	0-1	.00	2-3	.66	0	2	2	1.0	1	1	1	0	2	4	2.0
vs LeTourneau	12/17/		15	2-6	.33	0-0	.00	0-0	.00	3	3	6	2.7	1	0	1	0	3	4	2.7
at Boise St.	12/21/		15	3-4	.75	0-0	.00	2-3	.66	2	0	2	2.5	0	0	0	0	1	8	4.0
at Boise St.	12/23/		19	1-2	.50	0-0	.00	1-2	.50	3	2	5	3.0	2	1	1	0	0	3	3.8
vs Nevada	12/31/		14	1-3	.33	0-0	.00	0-0	.00	1	1	2	2.8	3	1	1	0	0	2	3.5
vs Nevada	01/02/		6	0-0	.00	0-0	.00	0-0	.00	0	0	0	2.4	0	1	0	0	0	0	3.0
vs Utah State	01/06/		4	0-0	.00	0-0	.00	0-0	.00	0	0	0	2.1	0	0	0	0	0	0	2.6
vs Utah State	01/08/		6	0-1	.00	0-1	.00	0-0	.00	0	0	0	1.9	0	1	0	0	0	0	2.3
at UNLV	01/16/		5	0-0	.00	0-0	.00	0-0	.00	1	0	1	1.8	2	0	0	0	0	0	2.1
at UNLV	01/18/		12	0-0	.00	0-0	.00	2-2	1.00	1	1	2	1.8	0	0	0	0	0	2	2.1
SAN JOSÉ STATE	1/21/2	dnp	-	-	-	-	-	-	-	-	-	-	-	-	-	-	-	-	-	-
SAN JOSÉ STATE	1/23/2	dnp	-	-	-	-	-	-	-	-	-	-	-	-	-	-	-	-	-	-
at Fresno State	1/28/2	dnp	-	-	-	-	-	-	-	-	-	-	-	-	-	-	-	-	-	-
at Fresno State	1/30/2	dnp	-	-	-	-	-	-	-	-	-	-	-	-	-	-	-	-	-	-
SAN DIEGO STATE	2/3/21	dnp	-	-	-	-	-	-	-	-	-	-	-	-	-	-	-	-	-	-
SAN DIEGO STATE	2/5/21	dnp	-	-	-	-	-	-	-	-	-	-	-	-	-	-	-	-	-	-
at Colorado State	2/9/21	dnp	-	-	-	-	-	-	-	-	-	-	-	-	-	-	-	-	-	-
at Colorado State	2/11/2	dnp	-	-	-	-	-	-	-	-	-	-	-	-	-	-	-	-	-	-
WYOMING	2/17/2	dnp	-	-	-	-	-	-	-	-	-	-	-	-	-	-	-	-	-	-
WYOMING	2/19/2	dnp	-	-	-	-	-	-	-	-	-	-	-	-	-	-	-	-	-	-
at Air Force	2/22/2	dnp	-	-	-	-	-	-	-	-	-	-	-	-	-	-	-	-	-	-
at Air Force	2/24/2	dnp	-	-	-	-	-	-	-	-	-	-	-	-	-	-	-	-	-	-
Totals		0	116	8-18	.44	0-2	.00	7-10	.70	11	9	20	1.8	9	5	5	0	6	23	2.1

Games played: 11
 Minutes/game: 10.5
 Points/game: 2.1
 FG Pct: 44.4
 3FG Pct: 0.0
 FT Pct: 70.0

Rebounds/game: 1.8
 Assists/game: 0.5
 Turnovers/game: 0.5
 Assist/turnover ratio: 1.0
 Steals/game: 0.5

SEASON HIGHS

Points: 8 at Boise State (12-21-20)
 FG: 3 at Boise State (12-21-20)
 FGA: 6 vs LeTourneau (12-17-20)
 3FG: 0
 3FGA: 1 (2x) Last time vs Utah State (1-8-21)
 FT: 2 (2x) Last time at Boise State (12-21-20)
 FTA: 3 (2x) Last time at Boise State (12-21-20)
 Rebounds: 6 vs LeTourneau (12-17-20)
 Assists: 1 (4x) Last time vs Nevada (1-2-21)
 Blocks: N/A
 Steals: 3 vs LeTourneau (12-17-20)
 Minutes Played: 19 at Boise State (12-23-20)

CAREER HIGHS AT UNM

Points: 8 at Boise State (12-21-20)
 FG: 3 (2x) Last time at Boise State (12-21-20)
 FGA: 6 vs LeTourneau (12-17-20)
 3FG: 1 vs. No. 18/19 Auburn (11-25-19)
 3FGA: 3 vs San José State (3-4-20)
 FT: 2 (5x) Last time at Boise State (12-21-20)
 FTA: 3 (2x) Last time at Boise State (12-21-20)
 Rebounds: 6 (2x) Last time vs LeTourneau (12-17-20)
 Assists: 1 (10x) Last time vs Nevada (1-2-21)
 Blocks: N/A
 Steals: 3 vs LeTourneau (12-17-20)
 Minutes Played: 26 vs San José State (3-4-20)

CAREER STATISTICS

			Total		3-Point		F-Throws		Rebounds											Scoring	
Season	gp-gs	min/avg	fg-fga	pct	fg-fga	pct	ft-fa	pct	off	def	tot	avg	pf	fo	ast	to	blk	stl	pts	avg	
2019-2	17-2	139/8.2	14-25	.560	1-7	.143	4-7	.571	8	14	22	1.3	9	1	7	4	0	5	33	1.9	
2020-2	11-0	116/10.5	8-18	.444	0-2	.000	7-10	.700	11	9	20	1.8	9	0	5	5	0	6	23	2.1	
TOTAL	28-2	255/9.1	22-43	.512	1-9	.111	11-17	.647	19	23	42	1.5	18	1	12	9	0	11	56	2.0	



Jordan Arroyo
 6'7" | 210 - Junior - Forward
 Albuquerque, N.M. (Atrisco Heritage Academy)

33

NOTEWORTHY :

- Helped lead Atrisco Heritage to the 6A State Championship in 2018
- First Team All-State, First Team All-Metro and First Team All-District
- New Mexico State Tournament MVP
- All-Metro Defensive Player of the Year
- Shot 63 percent from the floor with 13 double-doubles on the season
- National Hispanic Scholar, Four-Year Honor Roll recipient and academic letterman

2020-21 GAME-BY-GAME STATISTICS

Opponent	Date	gs	min	Total		3-Pointers		Free throws		Rebounds										
				fg-fga	pct	3fg-fga	pct	ft-fa	pct	off	def	tot	avg	pf	a	t/o	blk	stl	pts	avg
at Boise St.	12/23/		2	0-0	.00	0-0	.00	0-0	.00	0	0	0	0.0	0	0	0	0	0	0	0.0
vs Utah State	01/06/		2	0-0	.00	0-0	.00	0-0	.00	1	0	1	0.5	0	0	0	0	0	0	0.0
SAN JOSÉ STATE	1/21/2		dnp	-	-	-	-	-	-	-	-	-	-	-	-	-	-	-	-	-
SAN JOSÉ STATE	1/23/2		dnp	-	-	-	-	-	-	-	-	-	-	-	-	-	-	-	-	-
at Fresno State	1/28/2		dnp	-	-	-	-	-	-	-	-	-	-	-	-	-	-	-	-	-
at Fresno State	1/30/2		dnp	-	-	-	-	-	-	-	-	-	-	-	-	-	-	-	-	-
SAN DIEGO STATE	2/3/21		dnp	-	-	-	-	-	-	-	-	-	-	-	-	-	-	-	-	-
SAN DIEGO STATE	2/5/21		dnp	-	-	-	-	-	-	-	-	-	-	-	-	-	-	-	-	-
at Colorado State	2/9/21		dnp	-	-	-	-	-	-	-	-	-	-	-	-	-	-	-	-	-
at Colorado State	2/11/2		dnp	-	-	-	-	-	-	-	-	-	-	-	-	-	-	-	-	-
WYOMING	2/17/2		dnp	-	-	-	-	-	-	-	-	-	-	-	-	-	-	-	-	-
WYOMING	2/19/2		dnp	-	-	-	-	-	-	-	-	-	-	-	-	-	-	-	-	-
at Air Force	2/22/2		dnp	-	-	-	-	-	-	-	-	-	-	-	-	-	-	-	-	-
at Air Force	2/24/2		dnp	-	-	-	-	-	-	-	-	-	-	-	-	-	-	-	-	-
Totals			0	4	0-0	.00	0-0	.00	0-0	.00	1	0	1	0.5	0	0	0	0	0	0.0

Games played: 2
 Minutes/game: 2.0

Rebounds/game: 0.5

SEASON HIGHS

Points:N/A
 FG:N/A
 FGA:N/A
 3FG:N/A
 3FGA:N/A
 FT:N/A
 FTA:N/A
 Rebounds:N/A
 Assists:N/A
 Blocks:N/A
 Steals:N/A
 Minutes Played: 2 at Boise State (12-23-20)

CAREER HIGHS AT UNM

Points: 6 vs Southwest (12-30-18)
 FG: 3 vs Southwest (12-30-18)
 FGA: 4 vs No. 4 San Diego State (1-29-20)
 3FG:N/A
 3FGA: 1 vs Wyoming (2-8-20)
 FT: 2 (3x) Last time vs Wyoming (2-8-20)
 FTA: 4 at NMSU (12-4-18)
 Rebounds: 7 vs No. 4 San Diego State (1-29-20)
 Assists: 1 vs No. 4 San Diego State (1-29-20)
 Blocks: 2 at Nevada (1-25-20)
 Steals: 1 (3x) Last time at Air Force (2-26-20)
 Minutes Played: 22 at Air Force (2-26-20)

CAREER STATISTICS

			Total		3-Point		F-Throws		Rebounds											Scoring	
Season	gp-gs	min/avg	fg-fga	pct	fg-fga	pct	ft-fa	pct	off	def	tot	avg	pf	fo	ast	to	blk	stl	pts	avg	
2018-1	12-2	71/5.9	7-9	.778	0-0	.000	3-9	.333	7	6	13	1.1	8	0	0	2	3	2	17	1.4	
2019-2	14-1	105/7.5	5-12	.417	0-1	.000	4-6	.667	7	10	17	1.2	10	0	1	3	4	1	14	1.0	
2020-2	2-0	4/2.0	0-0	.000	0-0	.000	0-0	.000	1	0	1	0.5	0	0	0	0	0	0	0	0.0	
TOTAL	28-3	180/6.4	12-21	.571	0-1	.000	7-15	.467	15	16	31	1.1	18	0	1	5	7	3	31	1.1	



Assane Ndiaye
 7'1" | 240 - Junior - Forward
 Dakar, Senegal (Kilgore College)

35

NOTEWORTHY :

- Shot 67.4 percent from the floor as a sophomore at Kilgore College
- Scored 66 points on the season over 26 contests at 8.4 minutes per game
- Averaged 2.5 points, 2.4 rebounds, 0.4 assists per game as a sophomore
- Saw action in 23 games as a freshman after missing much of the first season due to injury

2020-21 GAME-BY-GAME STATISTICS

SEASON HIGHS

Points: N/A
 FG: N/A
 FGA: N/A
 3FG: N/A
 3FGA: N/A
 FT: N/A
 FTA: N/A
 Rebounds: N/A
 Assists: N/A
 Blocks: N/A
 Steals: N/A
 Minutes Played: N/A

CAREER HIGHS AT UNM

Points: N/A
 FG: N/A
 FGA: N/A
 3FG: N/A
 3FGA: N/A
 FT: N/A
 FTA: N/A
 Rebounds: N/A
 Assists: N/A
 Blocks: N/A
 Steals: N/A
 Minutes Played: N/A

CAREER STATISTICS

2020-21 BOX SCORES AND RECAPS

Game 1 - New Mexico 72, Rice 61 Dec. 13, 2020 | Tudor Fieldhouse

Maluch Double-Double Paces Lobos Past Undefeated Rice

HOUSTON, TEXAS — Overcoming early nerves and as much as a five-point deficit in the first half, The University of New Mexico men's basketball team topped the previously-undefeated Rice University Owls on Sunday afternoon by a score of 72-61.

The Lobos open the 2020-21 season 1-0 while Rice falls to 4-1.

Senior Makuach Maluach, who is the lone returning starter for the Lobos and started his 57th consecutive contest on Sunday, kicked off his senior year with his third career double-double. He led the Lobos with 23 points and 12 rebounds including six offensive boards. Sunday also marked his 100th career contest.

Rebounding was the story of the game as New Mexico pulled down 49 rebounds compared to 30 for Rice, including 19 offensive. The last time the Lobos had 20 or more offensive rebounds was in the 2018-19 season.

Maluach was one of three Lobos to score in double figures and was joined by junior Rod Brown who posted 11 points and seven rebounds as well as redshirt-freshman Bayron Matos who collected 10 points and five boards.

Both Matos and Brown were two of six players to make their Lobo debuts on Sunday along with junior Saquan Singleton, junior Valdir Manuel, sophomore Jeremiah Francis III and freshman Javonté Johnson.

The Lobos, an almost entirely new squad battling first-game jitters against a 4-0 team, went down by five, 15-10 with 9:54 left in the first half after a 7-0 Owl run that was capped by back-to-back threes for the home team.

UNM tied it up on a layup from Singleton and a three from sophomore Emmanuel Kuac, 15-15, before continuing on a 17-3 run over 7:06 to take a nine-point lead, 27-18.

The Lobos' run was an even scoring effort featuring two points each from Singleton, Kuac, Brown, Francis III and Maluach, capped by back-to-back jumpers from Manuel.

Rice closed the gap to six, 31-25 at the half.

It was Manuel who put the Lobos up by double digits in the second half with a triple with 13:16 left on the clock to put UNM up 45-35.

Rice worked to battle back with a free throw and a layup to make it a seven-point game with 10:17 left, but Maluach quickly shut down any thought of a comeback with a jumper followed by a three at the top of the circle just 24 seconds apart. With the play, UNM went back up by double digits, 50-38, and Rice called a timeout to regroup.

The UNM defense held tough while its offense pushed forward as the Lobos ultimately stretched the lead to 13 on a jumper by Francis III at 3:45. UNM was up by 13 with 21 seconds left before a three from Rice sophomore Quincy Olivari knocked it down to 10.

Maluach and Olivari finished the game with free throws for the 72-61 final.

Additional standout moments for the Lobos include a career-tying eight points from Kuac, nine points and six rebounds from Manuel and an early appearance for junior walk-on Clay Patterson.

Rice was led by Olivari, who notched 21 points, followed by sophomore Travis Eeve who posted 15.

The Lobos are scheduled to return to action on Tuesday, Dec. 15 against Our Lady of the Lake at 5 p.m. MT / 6 p.m. CT in a neutral contest at Rice.

Game 2 - New Mexico 104, OLLU 63 Dec. 15, 2020 | Tudor Fieldhouse

Lobos Down OLLU 104-65 Tuesday Night

HOUSTON, Texas — In the battle of Patterson Brother vs Patterson brother on Tuesday night, Lobo Junior Clay Patterson registered his first career 3-pointer against his brother's team as the UNM men's basketball team routed NAIA Our Lady of the Lake, 104-65. The Saints entered the game coming off of an upset over NCAA DI Texas State and drained 10 from behind the arc as a team, but they were no match for the Lobos' 59.7 percent shooting from the floor.

With the win, UNM is now 2-0 on the season while the Saints, which competed in exhibition play Tuesday, remain 1-1.

All 16 members of the Lobo squad in attendance entered the game on Tuesday including UNM debuts for sophomore Logan Padgett, redshirt-freshman Daniel Headdings and freshmen Isaiah Marlin, Nolan Dorsey and Eloy Medina.

The Lobos hit 100 points for the eighth time in head coach Paul Weir's tenure and now average 88.0 points on the season, second in the Mountain West behind Colorado State (90.0).

The Saints got out to their largest and only lead of the game two minutes in with a 9-5 advantage on a three by junior Ruben Monzon. The Lobos followed with a 13-0 run to make it a nine-point game, 18-9, and the Saints came marching back to cut it to five, 28-23, with 8:37 left in the first half. UNM immediately exploded for a 15-0 run to take a 20-point lead, 43-23, and never looked back as the game never closed to less than double digits again.

Four Lobos scored in double figures on the night including senior Makuach Maluach who led the squad with 17 points and finished just one point shy of 1,000 career points. OLLU was led by Ethan White who scored 25 points on 8-for-13 from the floor including three 3-pointers and also a 6-for-7 mark from the line.

Lobo newcomer Saquan Singleton registered his first double-double as a Lobo with 13 points and 10 rebounds while junior Rod Brown registered 16 points and junior Valdir Manuel collected 11, both for their first double-digit game as a Lobo.

The Lobos collected 48 rebounds on the night nearly matching their opening total of 49 on Sunday. UNM outrebounded 48-21 including 14 offensive boards and boasts the highest rebound average in the Mountain West with 48.5.

The Lobos scored 52 points in each half for their 104-point total. The last time UNM scored 50 points in the first half was on Dec. 30, 2018 against University of the Southwest and on Feb. 8, 2020, UNM registered 57 points in the second half against Wyoming.

The last time UNM scored 100 points was on Dec. 22, 2019 against Houston Baptist.

The Lobos dominated in the paint with 54 points to OLLU's 20 while 53 points came off of the UNM bench. New Mexico led for 36:15.

UNM is set to return to action on Thursday, Dec. 17 against LeTourneau University in neutral competition at Rice. LeTourneau also competed Tuesday and came away with a 100-63 victory over Howard Payne University.

Game #1

New Mexico 72 • 1-0, 0-0 MW

#	Player	Total		3-Ptr		Rebounds		PF	TP	A	TO	Bk	Stl	Min		
		FG-FTA	FG-FTA	FT-FTA	FT-FTA	Off	Def									
05	BROWN, Rod	5	9	0	0	1	4	3	7	3	11	3	2	0	25	
02	SINGLETON, Saquan	9	1	3	0	2	2	1	4	5	2	4	1	1	24	
03	KUAC, Emmanuel	9	3	6	1	4	1	2	1	6	4	8	0	2	0	
10	MALUACH, Makuach	9	8	14	2	2	5	6	6	12	1	23	1	2	0	
11	FRANCIS III, Jeremiah	9	2	8	4	1	2	0	2	2	5	2	0	3	30	
01	MATOS, Bayron	9	5	9	0	0	3	2	5	1	10	2	4	1	1	
03	MCCEE, Keith	9	0	3	0	0	2	3	0	0	0	1	1	0	15	
13	JOHNSON, Javonte	9	1	3	0	0	0	0	0	1	2	0	0	0	9	
20	PATTERSON, Clay	9	0	0	0	0	0	0	0	0	0	0	0	0	2	
22	MANUEL, Valdir	9	4	11	1	3	3	6	2	9	0	2	0	1	13	
30	WEGSCHEIDER, Kurt	9	0	0	0	0	0	0	0	0	0	0	0	0	11	
Team		0		2		2		2		2		2		2		
Totals		29-66		4-17		10-13		19		30		49		16		72
FG % 1st Half: 15-30		41.7%		2nd half: 14-30		46.7%		Game: 29-66		43.9%						Dezobal Records
3FG % 1st Half: 1-8		11.1%		2nd half: 3-8		37.5%		Game: 4-17		23.5%						
FT % 1st Half: 0-0		0.0%		2nd half: 10-13		76.9%		Game: 10-13		76.9%						

Rice 61 • 4-1, 0-0 C-USA

#	Player	Total		3-Ptr		Rebounds		PF	TP	A	TO	Bk	Stl	Min		
		FG-FGA	FG-FGA	FT-FTA	FT-FTA	Off	Def									
15	Max Fiedler	9	1	5	0	1	0	0	2	4	6	1	2	29		
22	Travis Eeve	9	0	1	0	1	0	0	4	4	3	1	0	26		
03	Travis Eeve	9	5	13	3	10	2	2	0	1	2	15	1	34		
23	Chris Mullins	9	0	5	0	3	3	4	2	0	2	5	3	23		
05	Camille Ege Hays	9	1	6	0	1	1	1	2	0	1	1	3	19		
06	Payton Moore	9	2	4	1	3	2	4	2	1	3	2	3	15		
04	Quincy Olivari	9	7	14	6	10	1	2	1	3	4	0	21	31		
05	Cameron Sheffield	9	0	0	0	0	0	0	0	0	0	0	0	2		
11	Riley Abercrombie	9	3	8	0	0	2	2	4	1	9	0	0	21		
Team		1		4		5		1		1		1		1		
Totals		19-56		13-35		10-16		19		30		15		61		
FG % 1st Half:		8-24		33.3%		2nd half:		11-32		34.4%		Game:		19-56		33.9%
3FG % 1st Half:		6-13		46.2%		2nd half:		7-22		31.8%		Game:		13-35		37.1%
FT % 1st Half:		3-6		50.0%		2nd half:		7-10		70.0%		Game:		10-16		62.5%

Officials: Claudia Ponce, Bert Smith, Antonio Pelly
Technical fouls: New Mexico: None; Rice: None.
Attendance: 2020-21 Men's Basketball, Round: 0, New Mexico vs Rice, Played at Tudor Field

Score by periods	1st	2nd	Total
New Mexico	31	41	72
Rice	25	36	61

Last FG - NM 2nd:00:17, RICE 2nd:00:17
Largest lead - NM by 13 2nd:05:45, RICE by 5 1st:10:16
NM led for 31:17, RICE led for 05:18, Game was tied for 05:25

Score tied - 2 times.

Lead changed - 8 times.

Game #2

Our Lady of the Lake 65 • 1-4

#	Player	Total		3-Ptr		Rebounds		PF	TP	A	TO	Bk	Stl	Min				
		FG-FGA	FG-FGA	FT-FTA	FT-FTA	Off	Def											
01	Jordan EMBRY	9	3	7	0	1	2	3	1	6	2	0	1	0	32			
05	Ruben MONZON	9	3	10	2	3	0	0	3	1	8	0	4	2	0	30		
10	Darin MINNFIELD	9	0	3	0	0	0	0	4	0	0	3	0	0	0	16		
22	David PATTERSON	9	1	7	1	6	0	0	1	0	1	3	2	1	1	21		
04	Ethan WHITE	9	8	13	3	7	1	4	5	2	3	3	0	0	0	16		
00	Quenton COLEMAN	9	1	6	0	1	2	0	0	2	4	2	0	0	1	19		
04	Emanuel TREVIÑO	9	2	6	0	0	0	0	0	1	6	2	1	0	2	18		
12	Xavier WOODINGTON	9	0	0	0	0	0	0	0	0	0	0	0	0	0	0		
13	Josh WILLIAMS	9	1	4	0	0	1	1	2	4	3	1	2	0	0	9		
14	Edwin TEDESIO	9	1	1	0	0	0	1	1	3	3	0	0	2	0	15		
15	Carlson Goode	9	0	1	0	0	0	1	1	0	0	0	0	0	0	3		
21	Calvin KINTU	9	3	5	0	1	2	0	1	1	7	1	2	0	0	9		
Team		1		2		3		1		1		1		1		1		
Totals		23-62		10-28		9-11		6		15		21		19		65	13	200
FG % 1st Half:		10-27		37.0%		2nd half:		13-35		37.1%		Game:		23-62		37.1%		
3FG % 1st Half:		7-16		43.8%		2nd half:		3-12		25.0%		Game:		10-28		35.7%		
FT % 1st Half:		6-8		100.0%		2nd half:		1-3		33.3%		Game:		9-11		81.8%		

New Mexico 104 • 2-0, 0-0 MW

#	Player	FG	FGA	FT	FTA	Off	Def	TP	PF	A	TO	Bk	Stl	Min
01	MATOS, Bayron	9	22	0	0	2	2	1	3	2	6	2	2	3
02	SINGLETON, Saquan	9	6	10	0	1	2	4	6	10	2	13	4	2
04	KUAC, Emmanuel	9	3	5	0	1	3	4	0	9	2	1	2	2
10	MALUACH, Makuach	9	6	10	2	3	8	1	5	6	1	17	0	0
11	FRANCIS III, Jeremiah	5	21	3	7	1	0	2	2	1	6	4	1	19
00	MARIN, Isaiah	1	11	1	1	0	1	1	1	3	0	2	0	0
03	MOSER, Keith	1	3	0	0	0	0	0	0	0	0	0	0	0
12	HEADINGS, Daniel	0	0	0	0	0	0	0	0	0	1	0	0	0
13	JOHNSON, Javonte	3	3	1	1	0	0	0	1	0	2	0	1	12
14	PARSONS, Justin	0	0	0	0	0	0	0	0	0	0	0	0	0
15	Row Brown	6	6	0	0	4	1	3	4	0	2	1	0	18
20	LITTETON, Clay	1	1	1	1	0	0	0	0	0	0	0	0	0
21	DORSEY, Nolan	0	0	0	0	0	0	0	0	0	0	1	0	3
22	MANUEL, Victor	5	5	0	0	1	5	6	1	11	2	1	0	17
23	MEDINA, Eloy	2	2	0	0	0	0	0	0	0	0	0	0	0
24	WESSCHIEDER, Kurt	1	2	0	1	2	3	2	4	1	4	1	0	2
Team		40	67	10	23	14	24	34	48	12	104	21	14	9
Totals		40	67	10	23	14	24	34	48	12	104	21	14	9
FG % 1st Half		20-36	55.6%	2nd half	20-31	64.5%	Game		40-67	59.7%	Debut			
3FG % 1st Half		4-11	36.4%	2nd half	6-12	50.0%	Game		10-23	43.5%	Debut			
FT % 1st Half		8-14	57.1%	2nd half	2-3	66.7%	Game		10-23	43.5%	Debut			

2020-21 BOX SCORES AND RECAPS

Game 4 - New Mexico 53, Boise State 77

Dec. 21, 2020 | ExtraMile Arena

Lobos Drop MW Opener at Boise State

BOISE, Idaho — The University of New Mexico men's basketball team dropped its first Mountain West contest of the season on Monday night by a score of 77-53 against Boise State, the team picked in the league's preseason poll to finish second in the MW. The contest marks the first of a two-game series played across three days.

The Lobos (3-1, 0-1 MW), who have now played four games over a span of nine days, will get a second shot at the Broncos (5-1, 1-0 MW) on Wednesday night at 8 p.m. MT on CBS Sports Network.

Overall, UNM was outshot 57.7-33.9 percent despite an even 33.3 percent (5-15) shooting from behind the arc for both teams. The Lobos, who entered the contest averaging 58.7 rebounds per game, were also outrebounded 35-29 on the night.

The Lobos opened the game on a three from Maluach just 40 seconds in, but the Broncos quickly tied it up, took control and never looked back.

Boise State was up by 10 at the break, 36-26, after UNM had cut a nine-point game back to six. The Broncos ended the half on a dunk off of a fastbreak turnover at the 52-second mark followed by a layup with four seconds left on the clock.

A bright spot for the Lobos in the first half was redshirt-senior Keith McGee, who has been known as a 3-point specialist prior to this season, registered a pair of triples for UNM after having gone just 1-for-8 from behind the arc so far this season.

McGee's fire was extinguished however when he left the game after just 11 minutes on the court due to injury. Maluach and McGee led the Lobos through the first half. Maluach posted seven points on 3-for-7 from the floor and a perfect 1-for-1 from three.

The Lobos tried to close the gap in the second half and even cut the score back to six, 40-34, on a layup from sophomore Kurt Wegscheider, who ultimately registered a career-high eight points on the night.

Six points was as close as UNM would get as Boise State then turned in a 25-5 run over 7:59 to take a commanding 65-39 lead with 6:37 left to play en route to the 24-point final.

Boise State was led by four players to score in double figures including 2020-21 Preseason All-MW Team selection and MW Preseason Player of the Year Alston who racked up 20 with six rebounds.

While Monday night marked the first game of the season that UNM did not have a player reach a double-double, senior Makuach Maluach did register his fourth straight game scoring in double figures.

Maluach, who has led UNM in scoring in three of its four games so far this season, also now posts 1,027 career points and ranks 30th in UNM program history. He surpassed former Lobo great Ira Harge (1,016) on Monday night.

Game 5 - New Mexico 52, Boise State 89

Dec. 23, 2020 | ExtraMile Arena

Broncos Sweep Lobos in First MW Series

BOISE, Idaho — The University of New Mexico men's basketball team endured a rough one on Wednesday night as it fell by a score of 89-52 in game two of the conference series against Boise State in Boise. Bronco and MW Preseason Player of the Year Derrick Alston, Jr. was one of two players to score 22 points against New Mexico en route to the win.

The Lobos (3-2, 0-2 MW) were outshot 33.3-60.0 from the floor and went just 11.1 percent from behind the arc, going 1-for-7 from deep. Boise State (6-1, 2-0 MW) went 11-for-22 (50 percent) from 3-point range.

Not only did Alston collect 22 points, but the redshirt-senior was unstoppable, going a perfect 9-for-9 from the floor including 3-for-3 from three and 1-for-1 from the stripe. The other scoring leader on the floor was Max Rice, son of Boise State head coach Leon Rice, who registered 22 points and a game-high seven rebounds.

The Lobos were led by three players with eight points apiece including senior Makuach Maluach, junior Saquan Singleton and sophomore Jeremiah Francis III. The game marked the fourth time in five games that Maluach has led UNM in scoring while Francis, who did not score against the Broncos in 26 minutes on Monday, registered a new UNM career high.

The Lobos kicked off the matchup with energy, getting out to a three-point lead, 5-2, on a 5-0 run that included a jumper and a free throw from redshirt-freshman Bayron Matos and a jumper by Francis. The home team tied it up, however, and took off on a 28-5 run that never let up.

The Broncos led 52-28 at the break going 6-for-11 from three compared to 0-for-2 from behind the arc for UNM. Boise State dominated in the period 26-16 while forcing 11 Lobo turnovers, committing seven.

In the second half, Boise State continued to pile on the points and increase its lead however, a disciplined UNM posted just five fouls in the second half compared to 11 for the Broncos. UNM converted the fouls to seven points going 7-for-11 from the stripe.

The Lobos are scheduled to resume conference play on New Year's Eve, Dec. 31, in a home contest hosted at Lubbock Christian University against Nevada. UNM will play the Wolf Pack on Dec. 31 on FS1 at 7 p.m. MT followed by Jan. 2 on CBS Sports Network at 8 p.m.

Game 6 - New Mexico 54, Nevada 68

Dec. 31, 2020 | Rip Griffin Center

Brown Double-Double Not Enough as Lobos Fall vs Nevada

LUBBOCK, Texas — Free throw shooting ultimately doomed the Lobos on New Year's Eve Thursday as the UNM men's basketball team fell to Nevada 68-54 inside Rip Griffin Center in Lubbock, Texas. Junior Rod Brown registered his first double-double as a Lobo with 14 points and 11 rebounds, but it wasn't enough for a New Mexico win.

UNM (3-3, 0-3 MW) shot just 42.9 percent from the stripe (15-for-35) leaving 20 points on the floor in a 14-point game. Nevada (7-3, 2-1 MW) went 24-for-31 from the line (77.4 percent) but both defenses were on their game on the night. Each team limited the other to less than 40 percent shooting from the floor as Nevada outshot the Lobos 38.5-31.0 percent.

In addition to Brown's 14 points, senior Makuach Maluach led UNM in scoring for the fifth time in six games this season with 15 points. Nevada was led by a pair of players scoring 20+ points.

The Lobos started out with energy as Maluach hit a three for the first basket of the game just 30 seconds into the contest. It took 1:45 seconds and four turnovers before the Wolf Pack put its first points on the board with a pair of free throws at the 17:43 mark.

The UNM defense held tough and Nevada did not score its first bucket until sophomore Warren Washington slammed a dunk 6:55 into the contest. By that time, the Lobos had amassed a seven-point lead, 9-2, on a 6-0 run.

Nevada tied it up quickly however on a 7-0 run that leveled the game at 9-9. UNM got back out by five on a 3-pointer by senior Keith McGee to lead 14-9 with 10:24 left in the first half.

After a 2:02 scoring drought by both teams, Nevada went on am 8-0 run to get ahead by three, 17-14 that the squad never relinquished.

The Lobos ultimately fell behind by 10 at the half, 32-22, marking the third straight game that UNM went into the break down by double figures.

Nevada built on the lead and ran away with the game through the second half.

The Lobos and the Wolf Pack will face off once more this season after a day's break. The teams will compete on Saturday, Jan. 2 at 8 p.m. MT / 9 p.m. CT on CBS Sports Network in Lubbock, Texas.

Game #4

New Mexico 53 • 3-1, 0-1 MW

#	Player	Total		3-Ptr		Rebounds		FT-FTA		Off Def Tot		PF TP		A TO Blk Stl		Min	
		FG-FGA	FG-FGA	FT-FTA	FT-FTA	Off Def	Off Def	Off Def	Off Def	Off Def	Off Def	Off Def	Off Def	Off Def	Off Def	Off Def	Off Def
01	MATOS, Bayron	1	2-5	0-0	0-0	2	2	4	4	0	0	0	0	0	0	0	18
05	BROWN, Rod	1	0-3	0-0	2-2	1	1	2	3	2	1	0	0	0	0	0	19
02	SINGLETON, Saquan	0	2-3	0-0	1-5	3	1	4	5	3	2	0	0	0	0	0	22
10	MALUACH, Makuach	0	5-12	1-2	2-3	0	3	3	13	1	2	0	0	0	0	0	27
11	FRANCIS III, Jeremiah	0	0-5	0-3	0-0	0	2	2	0	0	2	4	0	0	0	0	26
06	MARIN, Isaiah	0	0-2	0-1	0-0	0	0	0	1	0	0	0	0	0	0	0	4
03	MCGEE, Keith	0	2-4	2-3	0-0	1	2	3	0	0	0	0	0	0	0	0	12
04	KUAC, Emmanuel	1	1-5	0-2	0-0	1	3	4	2	2	0	3	0	1	0	0	16
12	HEADINGS, Daniel	1	1-1	1-1	0-0	0	0	0	0	3	0	0	0	0	0	0	9
13	JOHNSON, Javorite	1	1-4	1-1	0-0	0	0	0	3	0	0	0	0	0	0	0	21
14	PADGETT, Logan	0	0-1	0-0	0-0	2	2	0	0	0	0	0	0	0	0	0	5
20	PATTERSON, Clay	0	0-1	0-1	1-2	0	1	1	0	0	0	0	0	0	0	0	4
21	DORSEY, Nolan	0	0-0	0-0	0-0	0	0	0	0	0	0	0	0	0	0	0	2
22	MANUEL, Valdir	0	2-6	0-1	2-2	0	2	2	2	6	0	1	1	0	0	0	21
23	WEGSCHEIDER, Kurt	0	3-4	0-0	2-3	2	0	2	0	8	0	0	0	0	0	0	15
Team						1		1									
Totals		19-56		5-15		10-19		11		18		29		18		53	
FG % 1st Half		11-26		42.3%		2nd Half		8-30		26.7%		Game		19-56		33.3%	
3FG % 1st Half		3-9		33.3%		2nd Half		2-6		33.3%		Game		5-15		33.3%	
FT % 1st Half		1-4		25.0%		2nd Half		9-15		60.0%		Game		10-19		52.6%	

Boise St. 77 • 5-1, 1-0 MW

#	Player	Total		3-Ptr		Rebounds		FT-FTA		Off Def Tot		PF TP		A TO Blk Stl		Min	
		FG-FGA	FG-FGA	FT-FTA	FT-FTA	Off Def	Off Def	Off Def	Off Def	Off Def	Off Def	Off Def	Off Def	Off Def	Off Def	Off Def	Off Def
24	Abu Kigab	1	4-7	0-1	4-6	0	5	5	4	12	3	2	0	2	0	21	26
13	Mladen Anus	1	1-3	0-0	1-2	1	4	5	2	3	1	3	2	0	0	0	26
10	Ray J Dennis	0	7-11	1-3	1-1	1	2	3	2	16	5	1	0	3	0	36	36
14	Emmanuel Akot	0	4-8	0-2	4-6	2	6	8	3	12	4	4	2	1	0	0	33
21	Derrick Alston	0	8-13	3-5	1-3	2	4	6	2	20	3	2	0	2	0	0	32
01	Kasean Pryor	0	0-1	0-0	0-0	0	0	0	0	1	0	0	0	0	0	0	2
12	Max Rice	0	3-5	1-3	0-0	0	1	1	3	7	3	0	0	0	0	0	21
13	Pavle Kuzmanovic	1	1-1	0-0	0-0	0	0	0	1	2	0	0	0	0	0	0	2
15	Dorovany Ivory	0	0-0	0-0	0-0	0	0	0	0	0	0	0	0	0	0	0	1
22	Naje Smith	0	0-1	0-0	0-0	0	1	1	2	0	0	0	0	0	0	0	1
25	Lukas Milner	0	2-2	0-0	1-2	1	3	4	0	5	0	0	0	1	0	0	12
Team						1		1		2							
Totals		30-52		5-15		12-20		8		27		35		20		77	
FG % 1st Half		16-26		61.5%		2nd Half		14-26		53.8%		Game		30-52		57.7%	
3FG % 1st Half		3-8		37.5%		2nd Half		2-7		28.6%		Game		5-15		33.3%	
FT % 1st Half		1-3		33.3%		2nd Half		11-17		64.7%		Game		12-20		60.0%	

Officials: Kevin Bril, Gregory Nixon, Eric Curry

Technical Fouls: New Mexico-None, Boise St-None

Attendance: 2020-21 Men's Basketball: Round 0, Boise St. vs New Mexico, Played at ExtraMile

Score by periods	1st	2nd	Total
New Mexico	26	27	53
Boise St.	36	41	77

Last FG - NM 2nd-02:02, BOISE 2nd-00:10

Largest lead - NM by 3 1st-19:20, BOISE by 27 2nd-00:10

NM led by 01:21, BOISE led for 37:59, Game was tied for 00:40.

Score tied - 0 times

Lead changed - 1 time

Game #5

New Mexico 52 • 3-2, 0-2 MW

#	Player	FG	FGA	FG-FGA	FT	FTA	Off	Def	TP	PF	A	O	Bk	Stl	Min			
01	MATOS, Bayron	1	2-6	0-0	1-4	0-0	2	2	5	0	0	0	0	0	23			
05	BROWN, Rod	1	4-7	0-0	0-0	0-0	0	3	3	0	0	0	0	0	21			
02	SINGLETON, Saquan	0	1-8	0-0	0-7	0-0	6	0	0	0	8	2	0	0	21			
10	MALUACH, Makuach	0	2-10	0-3	4-4	0-0	0	4	4	1	8	0	6	1	25			
11	FRANCIS III, Jeremiah	0	3-8	0-1	0-0	0-0	0	1	1	0	6	0	0	0	21			
06	MARIN, Isaiah	0	0-0	0-0	0-0	0-0	0	0	0	2	0	1	0	0	3			
04	KUAC, Emmanuel	1	1-1	1-1	0-0	0-0	0	2	2	3	3	0	0	0	13			
12	HEADINGS, Daniel	0	0-0	0-0	0-0	0-0	0	1	1	0	7	0	1	0	1			
14	PADGETT, Logan	0	2-4	0-1	3-3	0-0	0	1	1	0	7	0	1	0	14			
20	PATTERSON, Cay	0	0-1	0-1	0-0	0-0	0	0	0	0	0	1	0	0	2			
21	DORSEY, Mark	0	0-0	0-0	0-0	0-0	0	0	0	0	1	0	0	0	2			
03	MALIN, Valdur	0	0-1	0-0	0-1	0-0	0	1	1	0	0	0	0	0	10			
07	MEDINA, Eloy	0	0-0	0-0	0-0	0-0	0	0	0	0	0	0	0	0	0			
08	WEGSCHEIDER, Kurt	1	1-2	0-0	1-2	3-2	5	2	3	1	0	1	0	0	19			
09	ARROYO, Jordan	0	0-0	0-0	0-0	0-0	0	0	0	0	0	0	0	0	2			
30	Totals		18-54	1-9	15-21	10	16	26	13	52	3	18	2	4	200			
FG % 1st Half 10-29 34.5%																2nd half 7-11 33.0%	Game 18-54 33.3%	4th Quarter 4-11 36.4%
FT % 1st Half 0-2 0.0%																2nd half 8-25 32.0%	Game 15-21 71.4%	4th Quarter 4-11 36.4%
FG % 1st Half 8-10 80.0%																2nd half 7-25 28.0%	Game 18-54 33.3%	4th Quarter 4-11 36.4%

2020-21 BOX SCORES AND RECAPS

Game 7 - New Mexico 74, Nevada 84

Jan. 2, 2021 | Rip Griffin Center

Lobos Make it Close, Nevada Runs Away in Final Minutes

LUBBOCK, Texas — With a one-point lead with just 4:50 left to play, the University of New Mexico men's basketball team made it a close one against the Nevada Wolf Pack on Saturday night, but a 15-4 final run by Nevada clinched its victory in an 84-74 final.

The Lobos (3-4, 0-4 MW) showed resilience, stringing together the largest scoring run of the game, 14-0, in the second half, followed later by a 10-0 run for yet another comeback, but Nevada (8-3, 3-1 MW) pulled away with 2:20 left for the win.

UNM had four players score in double figures on the night including redshirt-senior Keith McGee (14), senior Makuach Maluach (13), junior Saquan Singleton (10) and sophomore Jeremiah Francis (10).

The Lobos took a seven-point lead early before Nevada chipped away and took a commanding 13-point lead of its own (35-22) with just 3:25 left in the first half. UNM however, fought back and narrowed the 13-point gap to just three on a 12-2 run over 2:41.

The run was the first of many on the night and was sparked by back-to-back threes from McGee and junior Valdir Manuel. Manuel's triple was his third of the season.

Nevada opened the second half on a 7-1 run until the Wolf Pack's momentum was halted by a Maluach three. Maluach scored five straight points to spark UNM's longest run of the game, 14-0 and the Lobos took a five-point lead (51-46) with 13:20 left. The run included the three from Maluach as well as triples from McGee and freshman Isaiah Marin and three points from junior Saquan Singleton.

The overwhelming 14-0 Lobo run caused Nevada head coach (and former Lobo head coach) Steve Alford to call a timeout.

Out of the huddle, the Wolf Pack's Kane Milling hit back-to-back threes over a span of 46 seconds to reclaim a one-point lead.

The teams battled over the next two and a half minutes with neither getting a significant advantage but Nevada slowly built another near-double figure lead, nine points (69-60) on yet another Milling three at the 7:33 mark.

UNM once again battled back and went on a 10-0 run over 2:43 to take a one-point lead with 4:50 left on the clock.

Nevada quickly responded with 11 straight points to make it 80-70 with 2:20 left and the Lobos were not able to overcome the deficit.

Nevada just outshot the Lobos 49.0-45.1 percent from the floor and narrowly outrebounded UNM 29-28. The Wolf Pack was led by Grant Sherfield who posted 28 points on the night.

The Lobos remain in Lubbock and will be back in action on Wednesday, Jan. 6 when they host Utah State at Rip Griffin Center on CBS Sports Network at 7 p.m. MT / 8 p.m. CT.

The Lobos and the Broncos will face off once more on Wednesday at 8 p.m. MT on CBS Sports Network.

Game 8 - New Mexico 45, Utah State 77

Jan. 6, 2021 | Rip Griffin Center

Lobos Outpowered by Utah State Wednesday

LUBBOCK, Texas — The University of New Mexico men's basketball team dropped its fifth straight game on Wednesday night as the Utah State Aggies continued their win streak, putting together an 18-0 run in the final minutes of the game for a commanding 77-45 victory.

The Lobos (3-5, 0-5 MW) were led for the sixth time this season in scoring by senior Makuach Maluach who was the only Lobo to register double figures with 10 points. He also led UNM in rebounds with five.

Utah State (8-3, 5-0 MW) collected its seventh straight victory on the night and remained undefeated in Mountain West play. The Aggies were led by three players in double figures including Neemias Queta who scored 18 points, going 9-for-10 from the floor, while posting a team-best six boards.

Both teams started out strong on defense, neither allowing the other to score until the 16:48 mark when Utah State registered its first points for a 2-0 lead. The Aggies were up 4-0 before junior Rod Brown scored the first Lobo points at the 15:45 mark on a pair of free throws to again make it a two-point game.

UNM went on a 9-0 run shortly thereafter when sophomore Jeremiah Francis III sparked back-to-back-to-back Lobo three pointers. He was followed by a pair from behind the arc from senior Keith McGee and the duo combined for nine points in just 1:38 to take an 11-6 lead at the 13:15 mark.

The five-point lead marked the largest of the night for UNM as Utah State immediately responded with a 5-0 run that tied the score at 11-11. The Aggies didn't stop there.

The 5-0 run evolved into a 35-7 run to close out the half with New Mexico trailing by 23 points (41-18).

The Lobos matched the Aggies for three quarters of the second half but could not make headway on the deficit as Utah State led by 24 points with 5:11 left. Utah State finished with an 18-0 run, ended by a pair of free throws by Lobo freshman Javonté Johnson with 26 seconds left.

The Lobos were outshot on the night 49.1-26.8 percent from the floor and a much more narrow 25.0-23.8 percent from behind the arc. Utah State, which has outrebounded all of its opponents so far this season, outrebounded the Lobos 41-29.

Utah State dominated the paint with 46 points to UNM's 12.

After a day of rest and some brief time to regroup, the teams are scheduled to rematch on Friday, Jan. 8 in Lubbock, Texas at 7 p.m. MT / 8 p.m. CT. Fans will be able to watch the game on FS1.

Game 9 - New Mexico 46, Utah State 82

Jan. 8, 2021 | Rip Griffin Center

New Lobos Break Out in Loss to Utah State

LUBBOCK, Texas — Despite a disappointing performance in UNM men's basketball's 82-46 loss to Utah State on Friday night, the squad's fifth straight, freshman Nolan Dorsey had a breakout night with seven points in 15 minutes in the second half.

The Lobos (3-6, 0-6 MW) scored just nine points less than the Aggies (9-3, 6-0 MW) in the second half as UNM started four freshmen and a junior after heading into the locker room down by a season-most 27 points.

Utah State jumped out to a 14-point lead in the first 5:38 of the game as UNM went just 1-for-11 to from the floor to open the contest. Utah State hit eight of its first nine shots, including a pair of game-opening, back-to-back threes that set the tone en route to a 20-5 lead at the 11:33 mark.

The Aggies led by 27 at the half (45-18) with redshirt-junior Marco Anthony leading all scorers with 11 points. While the Lobos struggled shooting from the floor (7-29), defensively they did hold Aggie leading-scorer Neemias Queta to just three points in the first half after Queta put up 18 points against the Lobos in game one. He finished with 11 on the night.

The unexpected second-half Lobo starters, which included freshmen Dorsey, Isaiah Marin, Javonté Johnson and Bayron Matos as well as redshirt-junior Rod Brown started the second half with a bang as Dorsey nailed the first shot of the half, a three from the corner, for his first career points.

UNM went 3-for-4 to open the second half but failed to stop the Aggies on the other end as Utah State remained ahead by 23.

The brief flash of Lobo energy was not enough as the Aggies finished the night shooting 50.8 percent (32-63) from the field to UNM's 31.1 percent (19-61). UNM was outrebounded 53-22 overall while Utah State also outperformed the Lobos from behind the arc (43.8-23.8 percent) and in the paint (38-22 points).

Senior Makuach Maluach and Utah State junior Justin Bean led all scorers on the night with 13 points. It marked the sixth time this season that Maluach has led the Lobos in scoring and the seventh time in nine games that he has scored in double figures.

A pair of Aggies posted double-doubles on the night as Bean finished with 13 points and 13 rebounds while Queta finished with 11 points and 13 boards.

Sophomore Jeremiah Francis III was UNM's second-highest scorer as he worked his way out of a shooting slump. Francis went a perfect 2-for-2 from 3-point range and 3-for-7 from the floor for eight points.

The Lobos are set to return to action on Jan. 16 when they travel to UNLV. UNM will take on the Runnin' Rebels at 3:30 p.m. MT on CBS Sports Network.

Game #7

Nevada 84 • 8-3, 3-1 MW

#	Player	Total	FG	3-Ptr	FT	Reb	Off	Def	PF	TP	A	TO	Bk	Stl	Min
1	Warren Washington	4	4	0	2	4	6	5	10	0	0	1	1	1	27
14	TRAP Coleman	2	3	0	1	1	1	2	4	5	0	0	0	0	13
15	Zane Meeks	3	4	1	2	3	4	2	10	1	3	0	0	0	24
4	Desmond Cambridge	5	17	3	9	2	1	5	6	4	15	4	0	0	34
25	Grant Sherfield	6	13	5	11	11	12	0	4	4	1	28	8	3	39
23	Alem Husseinovic	0	1	0	1	0	0	1	1	1	0	2	0	0	13
11	Kane Milling	4	5	4	2	0	1	1	1	14	0	0	0	1	23
23	DeAndre Henry	0	1	0	0	0	0	0	1	1	0	0	0	0	10
42	K.J. Hymes	1	1	0	0	1	3	4	5	2	2	2	0	0	17
Team		25-51		13-25		21-25		8		21		29		64	
Totals		25-51		13-25		21-25		8		21		29		64	
FG % 1st half: 11-26		42.3%		2nd half: 14-25		56.0%		Game: 25-51		49.0%		2nd half: 14-25		56.0%	
3-Ptr % 1st half: 4-13		30.8%		2nd half: 9-12		75.0%		Game: 13-25		52.0%		2nd half: 9-12		75.0%	
FT % 1st half: 13-17		76.5%		2nd half: 18-24		75.0%		Game: 21-25		84.0%		2nd half: 18-24		75.0%	
FT % 1st half: 13-17		76.5%		2nd half: 18-24		75.0%		Game: 21-25		84.0%		2nd half: 18-24		75.0%	
FT % 1st half: 13-17		76.5%		2nd half: 18-24		75.0%		Game: 21-25		84.0%		2nd half: 18-24		75.0%	
FT % 1st half: 13-17		76.5%		2nd half: 18-24		75.0%		Game: 21-25		84.0%		2nd half: 18-24		75.0%	
FT % 1st half: 13-17		76.5%		2nd half: 18-24		75.0%		Game: 21-25		84.0%		2nd half: 18-24		75.0%	
FT % 1st half: 13-17		76.5%		2nd half: 18-24		75.0%		Game: 21-25		84.0%		2nd half: 18-24		75.0%	
FT % 1st half: 13-17		76.5%		2nd half: 18-24		75.0%		Game: 21-25		84.0%		2nd half: 18-24		75.0%	
FT % 1st half: 13-17		76.5%		2nd half: 18-24		75.0%		Game: 21-25		84.0%		2nd half: 18-24		75.0%	
FT % 1st half: 13-17		76.5%		2nd half: 18-24		75.0%		Game: 21-25		84.0%		2nd half: 18-24		75.0%	
FT % 1st half: 13-17		76.5%		2nd half: 18-24		75.0%		Game: 21-25		84.0%		2nd half: 18-24		75.0%	
FT % 1st half: 13-17		76.5%		2nd half: 18-24		75.0%		Game: 21-25		84.0%		2nd half: 18-24		75.0%	
FT % 1st half: 13-17		76.5%		2nd half: 18-24		75.0%		Game: 21-25		84.0%		2nd half: 18-24		75.0%	
FT % 1st half: 13-17		76.5%		2nd half: 18-24		75.0%		Game: 21-25		84.0%		2nd half: 18-24		75.0%	
FT % 1st half: 13-17		76.5%		2nd half: 18-24		75.0%		Game: 21-25		84.0%		2nd half: 18-24		75.0%	
FT % 1st half: 13-17		76.5%		2nd half: 18-24		75.0%		Game: 21-25		84.0%		2nd half: 18-24		75.0%	
FT % 1st half: 13-17		76.5%		2nd half: 18-24		75.0%		Game: 21-25		84.0%		2nd half: 18-24		75.0%	
FT % 1st half: 13-17		76.5%		2nd half: 18-24		75.0%		Game: 21-25		84.0%		2nd half: 18-24		75.0%	
FT % 1st half: 13-17		76.5%		2nd half: 18-24		75.0%		Game: 21-25		84.0%		2nd half: 18-24		75.0%	
FT % 1st half: 13-17		76.5%		2nd half: 18-24		75.0%		Game: 21-25		84.0%		2nd half: 18-24		75.0%	
FT % 1st half: 13-17		76.5%		2nd half: 18-24		75.0%		Game: 21-25		84.0%		2nd half: 18-24		75.0%	
FT % 1st half: 13-17		76.5%		2nd half: 18-24		75.0%		Game: 21-25		84.0%		2nd half: 18-24		75.0%	
FT % 1st half: 13-17		76.5%		2nd half: 18-24		75.0%		Game: 21-25		84.0%		2nd half: 18-24		75.0%	
FT % 1st half: 13-17		76.5%		2nd half: 18-24		75.0%		Game: 21-25		84.0%		2nd half: 18-24		75.0%	
FT % 1st half: 13-17		76.5%		2nd half: 18-24		75.0%		Game: 21-25		84.0%		2nd half: 18-24		75.0%	
FT % 1st half: 13-17		76.5%		2nd half: 18-24		75.0%		Game: 21-25		84.0%		2nd half: 18-24		75.0%	
FT % 1st half: 13-17		76.5%		2nd half: 18-24		75.0%		Game: 21-25		84.0%		2nd half: 18-24		75.0%	
FT % 1st half: 13-17		76.5%		2nd half: 18-24		75.0%		Game: 21-25		84.0%		2nd half: 18-24		75.0%	
FT % 1st half: 13-17		76.5%		2nd half: 18-24		75.0%		Game: 21-25		84.0%		2nd half: 18-24		75.0%	
FT % 1st half: 13-17		76.5%		2nd half: 18-24		75.0%		Game: 21-25		84.0%		2nd half: 18-24		75.0%	
FT % 1st half: 13-17		76.5%		2nd half: 18-24		75.0%		Game: 21-25		84.0%		2nd half: 18-24		75.0%	
FT % 1st half: 13-17		76.5%		2nd half: 18-24		75.0%		Game: 21-25		84.0%		2nd half: 18-24		75.0%	
FT % 1st half: 13-17		76.5%		2nd half: 18-24		75.0%		Game: 21-25		84.0%		2nd half: 18-24		75.0%	
FT % 1st half: 13-17		76.5%		2nd half: 18-24		75.0%		Game: 21-25		84.0%		2nd half: 18-24		75.0%	
FT % 1st half: 13-17		76.5%		2nd half: 18-24		75.0%		Game: 21-25		84.0%		2nd half: 18-24		75.0%	
FT % 1st half: 13-17		76.5%		2nd half: 18-24		75.0%		Game: 21-25		84.0%		2nd half: 18-24		75.0%	
FT % 1st half: 13-17		76.5%		2nd half: 18-24		75.0%		Game: 21-25		84.0%		2nd half: 18-24		75.0%	
FT % 1st half: 13-17		76.5%		2nd half: 18-24		75.0%		Game: 21-25		84.0%		2nd half: 18-24		75.0%	
FT % 1st half: 13-17		76.5%		2nd half: 18-24		75.0%		Game: 21-25		84.0%		2nd half: 18-24		75.0%	
FT % 1st half: 13-17		76.5%		2nd half: 18-24		75.0%		Game: 21-25		84.0%		2nd half: 18-24		75.0%	
FT % 1st half: 13-17		76.5%		2nd half: 18-24		75.0%		Game: 21-25		84.0%		2nd half: 18-24		75.0%	
FT % 1st half: 13-17		76.5%		2nd half: 18-24		75.0%		Game: 21-25		84.0%		2nd half: 18-24		75.0%	
FT % 1st half: 13-17		76.5%		2nd half: 18-24		75.0%		Game: 21-25		84.0%		2nd half: 18-24		75.0%	
FT % 1st half: 13-17		76.5%		2nd half: 18-24		75.0%		Game: 21-25		84.0%		2nd half: 18-24		75.0%	
FT % 1st half: 13-17		76.5%		2nd half: 18-24		75.0%		Game: 21-25		84.0%		2nd half: 18-24		75.0%	
FT % 1st half: 13-17		76.5%		2nd half: 18-24		75.0%		Game: 21-25		84.0%		2nd half: 18-24		75.0%	
FT % 1st half: 13-17		76.5%		2nd half: 18-24		75.0%		Game: 21-25		84.0%		2nd half: 18-24		75.0%	
FT % 1st half: 13-17		76.5%		2nd half: 18-24		75.0%		Game: 21-25		84.0%		2nd half: 18-24		75.0%	
FT % 1st half: 13-17		76.5%		2nd half: 18-24		75.0%		Game: 21-25		84.0%		2nd half: 18-24		75.0%	
FT % 1st half: 13-17		76.5%		2nd half: 18-24		75.0%		Game: 21-25		84.0%		2nd half: 18-24		75.0%	
FT % 1st half: 13-17		76.5%		2nd half: 18-24		75.0%		Game: 21-25		84.0%		2nd half: 18-24		75.0%	
FT % 1st half: 13-17		76.5%		2nd half: 18-24		75.0%		Game: 21-25		84.0%		2nd half: 18-24		75.0%	
FT % 1st half: 13-17		76.5%		2nd half: 18-24		75.0%		Game: 21-25		84.0%		2nd half: 18-24		75.0%	
FT % 1st half: 13-17		76.5%		2nd half: 18-24		75.0%		Game: 21-25		84.0%		2nd half: 18-24		75.0%	
FT % 1st half: 13-17		76.5%		2nd half: 18-24		75.0%		Game: 21-25		84.0%		2nd half: 18-24		75.0%	
FT % 1st half: 13-17		76.5%		2nd half: 18-24		75.0%		Game: 21-25		84.0%		2nd half: 18-24		75.0%	
FT % 1st half: 13-17		76.5%		2nd half: 18-24		75.0%		Game: 21-25		84.0%		2nd half: 18-24		75.0%	
FT % 1st half: 13-17		76.5%		2nd half: 18-24		75.0%		Game: 21-25		84.0%		2nd half: 18-24		75.0%	
FT % 1st half: 13-17		76.5%		2nd half: 18-24		75.0%		Game: 21-25		84.0%		2nd half: 18-24		75.0%	
FT % 1st half: 13-17		76.5%		2nd half: 18-24		75.0%		Game: 21-25		84.0%		2nd half: 18-24		75.0%	
FT % 1st half: 13-17		76.5%		2nd half: 18-24		75.0%		Game: 21-25		84.0%		2nd half: 18-24		75.0%	
FT % 1st half: 13-17		76.5%		2nd half: 18-24		75.0%		Game: 21-25		84.0%		2nd half: 18-24		75.0%	
FT % 1st half: 13-17		76.5%		2nd half: 18-24		75.0%		Game: 21-25		84.0%		2nd half: 18-24		75.0%	
FT % 1st half: 13-17		76.5%		2nd half: 18-24		75.0%		Game: 21-25		84.0%		2nd half: 18-24		75.0%	
FT % 1st half: 13-17		76.5%		2nd half: 18-24		75.0%		Game: 21-25		84.0%		2nd half: 18-24		75.0%	
FT % 1st half: 13-17		76.5%		2nd half: 18-24		75.0%		Game: 21-25		84.0%		2nd half: 18-24		75.0%	
FT % 1st half: 13-17		76.5%		2nd half: 18-24		75.0%		Game: 21-25		84.0%		2nd half: 18-24		75.0%	
FT % 1st half: 13-17		76.5%		2nd half: 18-24		75.0%		Game: 21-25		84.0%		2nd half: 18-24		75.0%	
FT % 1st half: 13-17		76.5%		2nd half: 18-24		75.0%		Game: 21-25		84.0%		2nd half: 18-24		75.0%	
FT % 1st half: 13-17		76.5%		2nd half: 18-24		75.0%		Game: 21-25		84.0%		2nd half: 18-24		75.0%	
FT % 1st half: 13-17		76.5%		2nd half: 18-24		75.0%		Game: 21-25		84.0%		2nd half: 18-24		75.0%	
FT % 1st half: 13-17		76.5%		2nd half: 18-24		75.0%		Game: 21-25		84.0%		2nd half: 18-24		75.0%	
FT % 1st half: 13-17		76.5%		2nd half: 18-24		75.0%		Game: 21-25		84.0%		2nd half: 18-24		75.0%	
FT % 1st half: 13-17		76.5%		2nd half: 18-24		75.0%		Game: 21-25		84.0%		2nd half: 18-24		75.0%	
FT % 1st half: 13-17		76.5%		2nd half: 18-24		75.0%		Game: 21-25		84.0%		2nd half: 18-24		75.0%	
FT % 1st half: 13-17		76.5%		2nd half: 18-24		75.0%		Game: 21-25		84.0%		2nd half: 18-24		75.0%	
FT % 1st half: 13-17		76.5%		2nd half: 18-24		75.0%		Game: 21-25		84.0%		2nd half: 18-24		75.0%	
FT % 1st half: 13-17		76.5%		2nd half: 18-24		75.0%		Game: 21-25		84.0%		2nd half: 18-24		75.0%	
FT % 1st half: 13-17		76.5%		2nd half: 18-24		75.0%		Game: 21-25		84.0%		2nd half: 18-24		75.0%	
FT % 1st half: 13-17		76.5%		2nd half: 18-24		75.0%		Game: 21-25		84.0%		2nd half: 18-24		75.0%	
FT % 1st half: 13-17		76.5%		2nd half: 18-24		75.0%		Game: 21-25		84.0%		2nd half: 18-24		75.0%	
FT % 1st half: 13-17		76.5%		2nd half: 18-24		75.0%		Game: 21-25		84.0%		2nd half: 18-24		75.0%	
FT % 1st half: 13-17		76.5%		2nd half: 18-24		75.0%		Game: 21-25		84.0%		2nd half: 18-24		75.0%	
FT % 1st half: 13-17		76.5%		2nd half: 18-24		75.0%		Game: 21-25		84.0%		2nd half: 18-24		75.0%	
FT % 1st half: 13-17		76.5%		2nd half: 18-24		75.0%		Game: 21-25		84.0%		2nd half: 18-24		75.0%	
FT % 1st half: 13-17		76.5%		2nd half: 18-24		75.0%		Game: 21-25		84.0%		2nd half: 18-24		75.0%	
FT % 1st half: 13-17		76.5%		2nd half: 18-24		75.0%		Game: 21-25		84.0%		2nd half: 18-24		75.0%	
FT % 1st half: 13-17		76.5%		2nd half: 18-24		75.0%		Game: 21-25		84.0%		2nd half: 18-24		75.0%	
FT % 1st half: 13-17		7													

FG % 1st Half: 11-26 42.3% 2nd half: 14-25 56.0% Game: 25-51 49.0% Deadball Rebounds 4

3FG % 1st Half: 4-13 30.8% 2nd half: 9-12 75.0% Game: 13-25 52.0%

FT % 1st Half: 13-17 76.5% 2nd half: 8-8 100.0% Game: 21-25 84.0%

New Mexico 74 • 3-4, 0-4 MW

#	Player	Total		3-Ptr		Rebounds		PF	TP	A	TO	Bk	Stl	Min	Pts	
FG	FGA	FG	FGA	FT	FTA											
01	MATOS, Bayron	1	3	4	0	1	2	1	3	1	7	1	0	0	24	8
05	BROWN, Rod	1	2	4	0	5	2	1	3	4	9	2	0	0	22	6
02	SINGLETON, Saquan	9	2	6	1	6	10	2	2	1	10	1	0	1	30	18
10	MALUACH, Makuach	6	12	1	5	0	2	4	3	13	5	6	0	1	35	13
11	FRANCIS III, Jeremiah	9	1	6	1	3	7	0	3	3	12	2	0	0	19	18
03	MARIN, Isaiah	1	4	1	2	0	3	1	4	3	4	0	0	0	24	4
06	MC GEE, Keith	5	11	4	10	0	1	2	14	0	1	0	1	0	17	14
04	KUAC, Emmanuel	1	1	1	1	4	3	0	1	0	0	0	0	0	8	2
13	JOHNSON, Javonte	0	0	0	0	0	1	1	1	0	0	0	0	0	3	0
22	MANUEL, Valdir	2	4	1	1	0	1	1	2	5	0	0	0	0	12	6
30	WEGSCHEIDER, Kurt	0	0	0	0	0	0	0	0	0	0	0	0	0	6	0
Team		23-51		9-23		19-29		17		23		74		41		
Totals		23-51		9-23		19-29		17		23		74		41		200

FG % 1st Half	12.39	41.4%	2nd half	11.22	50.0%	Game	23.51	45.1%	Overall
FG % 2nd Half	5.12	41.4%	1st Half	34.11	36.4%	Game	23.51	39.1%	Rebounds
FT % 1st Half	7.6	77.8%	2nd Half	10.0	75.0%	Game	10.0	75.0%	

FG % 1st Half: 12-29 41.4% 2nd half: 11-22 50.0% Game: 23-51 45.1% Deadball Rebounds 6,1

3FG % 1st Half: 5-12 41.7% 2nd half: 4-11 36.4% Game: 9-23 39.1%

FT % 1st Half: 7-9 77.8% 2nd half: 12-20 60.0% Game: 19-29 65.5%

Officials: Jon Segnino,Shawn Lehigh,Michael Irving
Technical fouls: Nevada=None, New Mexico=None
Attendance:
2020-21 Men's Basketball, Round 0, Nevada vs New Mexico, Played at Rip Griff

Score by periods		1st	2nd	Total
Nevada		39	45	84
New Mexico		36	38	74

Fastest FG - NEVADA 2nd-00:42, NM 2nd-01:10
Largest lead - NEVADA by 13 1st-03:25, NM by 7 1st-16:28
NEVADA led for 28:18, NM led for 09:01, Game was tied for 02:41.

Score tied - 4 times
Lead changed - 5 times

Game #8

Utah State 77 • 8-3, 5-0 MW

#	Player	FG	FGA	FG%	FT	FTA	Rebounds	PF	TP	A	TO	Bk	Stl	Min	Pts	
34	Justin Bean	1	2	50.0	0	0	1	1	5	4	1	3	0	26	2	
23	Neemias Queta	9	10	90.0	2	2	1	5	6	3	18	1	4	5	1	30
03	MARIN, Isaiah	1	5	15.3	3	3	0	0	2	6	1	1	0	21	4	
24	Rollie Worster	1	12	8.3	0	0	4	6	2	2	1	3	0	1	20	2
44	Marco Anthony	6	11	54.5	1	2	0	4	5	0	15	3	1	0	35	13
02	Sean Bantrow	3	6	13.3	2	2	0	9	1	0	0	1	0	1	15	8
03	Steven Ashworth	0	6	0.0	0	4	4	0	3	0	4	0	0	1	20	0
10	Alphonso Anderson	4	7	57.1	6	2	14	1	1	1	1	1	0	1	13	10
11	Max Shugla	0	1	0.0	0	1	0	1	0	1	0	0	0	0	4	0
21	Szymon Zapala	0	0	0.0	0	0	0	0	0	0	0	0	0	0	1	0
34	Karson Stashny	0	1	0.0	0	0	0	0	0	0	0	0	0	0	3	0
30	Zahar Vediashev	0	1	0.0	0	0	0	1	1	0	1	0	0	0	3	0
32	Trevin Dorus	0	2	0.0	6	1	4	2	0	1	0	0	0	1	10	0
35	Matthias Wicksler	0	0	0.0	0	1	0	1	0	1	0	0	0	0	1	0
Team		28-57		4-16		17-21		11		30		41		77		
Totals		28-57		4-16		17-21		11		30		41		77		
FG % 1st half		14.29	28.0	2nd half		14.28	28.0	Game		28.57	49.1%					
3FG % 1st half		24.0	25.0	2nd half		24.0	25.0	Game		41.67	25.0%	Deadball Rebounds				

FG % 1st Half: 14-29 48.3% 2nd half: 14-28 50.0% Game: 28-57 49.1% Deadball Rebounds 2,1

3FG % 1st Half: 2-8 25.0% 2nd half: 2-8 25.0% Game: 4-16 25.0%

FT % 1st Half: 11-13 84.6% 2nd half: 6-8 75.0% Game: 17-21 81.0%

New Mexico 45 • 3-5, 0-5 MW

01	MCQUEE, Keith	1	4	2-5	0	1	1	2	1	1	1	0	0	20	2
02	KUANG, Yung	1	1	0-0	0	0	0	0	0	0	0	0	0	0	0
11	FRANCIS II, Jeremiah	3	5	1-2	1	2	0	1	1	0	8	2	2	0	18
12	CHRYST, James	3	5	1-2	0	0	0	0	0	0	0	0	0	0	12
14	PADGETT, Logan	3	5	0-0	0	0	0	0	0	0	0	0	0	1	5
15	PATTERSON, J	3	5	0-2	0	0	1	1	0	0	0	0	0	0	6
21	DORSEY, Nolan	0	1	0-1	0	0	0	0	0	0	0	0	0	0	0
22	MANNIEL, Vandy	0	1	0-0	0	0	0	0	0	0	0	0	0	0	0
30	WEGSCHEIDER, Kurt	0	0	0-0	0	0	0	0	0	0	0	0	0	0	0
32	SKOBYO, Jordan	0	0	0-0	0	0	0	0	0	0	0	0	0	0	0
Team		0	0	0-0	0	0	0	0	0	0	0	0	0	0	0
Totals		15-50	5-21	10-14	1	2	29	17	45	5	16	5	7	200	2
FG % 1st Half		5-26	19%	2nd half:	10-13	33.3%	Game:		5-56	29.8%	Deadball				
3FG % 1st Half		4-9	44.4%	2nd half:	1-12	33.3%	Game:		1-25	23.8%	Rebounds				
FT % 1st Half		4-6	66.7%	2nd half:	4-6	66.7%	Game:		4-6	66.7%					

2020-21 BOX SCORES AND RECAPS

Game 10 - New Mexico 72, Dixie State 63 Jan. 14, 2021 | Burns Arena

Lobos Snap Streak With 72-63 Win at Dixie State

ST. GEORGE, Utah — The University of New Mexico men's basketball team snapped a six-loss streak on Wednesday night with a 72-63 victory over Dixie State on the road. The Lobos were led by junior Saquan Singleton who racked up a UNM career-high 17 points to go along with six rebounds, four assists and four blocks.

Singleton led all scorers on the evening and was one of three Lobos to score in double figures. Freshman Isaiah Marin posted a career-high 13 points followed by senior Makuach Maluach who collected 12. Redshirt-junior Rod Brown finished just two points shy of his second double-double of the season with 12 boards, six of which were offensive, and eight points.

UNM (4-6, 0-6 MW) shot 42.2 percent from the floor and went on a 14-0 run with 10:44 left in the second half to help seal the win. The largest Lobo lead, 16 points, came with 9:55 left after Dixie State (4-3, 0-0 WAC) led for 11:55 early.

Despite making just a pair of threes on the night, the Lobos dominated in the paint 46-22 points and outscored the Trailblazers 45-37 in the second half.

In a very defensive-minded first half, the Lobos and the Trailblazers combined for just 20 points, 10-10, over nearly half of the first half (8:49). Over the next two and a half minutes, Dixie State built an eight-point lead, it's largest of the night, with 6:03 left before the Lobos went on an 8-0 run to tie it with four points from Maluach, two from Brown and another two from Singleton on a fastbreak layup to knot the score 24-24 with 3:01 left in the half.

With 59 seconds left on the clock, Maluach again tied the score at 26 points apiece and the Lobos took a one-point lead just 26 seconds before halftime, 27-26, on a free throw from freshman Javonté Johnson.

The game had seen 10 lead changes and three ties over the first half including 10:59 in the lead for Dixie State to just 5:56 for UNM.

Five minutes into the second half, the Lobos remained ahead by just one, 33-32, when junior Valdir Manuel hit a jumper and sparked a 14-0 run that was bookended by Manuel jumpers and included four points from Singleton and back-to-back threes from freshman Marin within 37 seconds.

The Lobos led by a more comfortable 15, 57-32, with 10:44 left to play.

UNM kept the double-digit lead nearly the rest of the contest and as the Trailblazers fouled and attempted to gain on the Lobos, New Mexico hit 13 of their last 14 free throws over the final 4:32 to finish with the nine-point victory.

On the night, the Lobos outshot the Trailblazers 42.2-33.3 percent and outrebounded 50-39. New Mexico also accumulated a season-high 11 blocks on the night including four each from Singleton and Manuel.

The Lobos are scheduled to return to action on Saturday, Jan. 16 when they travel to Las Vegas, Nev. to resume conference play with a pair of contests against UNLV at the Thomas & Mack Center. Saturday's game is scheduled to tip at 3:30 p.m. MT on CBS Sports Network.

The Lobos and the Broncos will face off once more on Wednesday at 8 p.m. MT on CBS Sports Network.

Game #10

New Mexico 72 • 4-6, 0-6 MW

#	Player	Total FG-FGA	3-Pr FG-FGA	Rebounds FT-FTA	Off Def Tot	PF	TP	A	O	Bk	S	Min
01	MATOS, Bayron	4-9	0-0	2-2	2 2 4	1	8	0	1	0	0	16
05	BROWN, Rod	0-0	0-0	6 6 12	1 8	2	0	2	0	2	0	30
02	SINGLETON, Saquan	5-8	0-0	7-10	2 4 6	3	17	4	1	4	1	36
10	MALUACH, Makuach	5-12	0-1	2-2	1 5 6	4	12	2	2	1	0	30
11	FRANCIS III, Jeremiah	0-8	0-6	3-4	1 3 4	1	3	0	3	0	0	20
00	MARIN, Isaiah	4-6	2-3	3-4	1 3 4	5	13	0	1	0	0	15
13	JOHNSON, Javonte	1-3	0-1	1-2	0 3 3	1	3	0	0	0	0	18
09	DORSEY, Nolan	0-1	0-0	0-0	0 2 2	0	0	0	0	0	0	8
22	MANUEL, Valdir	4-7	0-1	0-0	2 3 5	3	8	1	1	4	0	24
	Team			2 2 4								
	Totals	27-64	2-12	16-23	17 33 50	19	72	9	10	11	1	200

FG % 1st Half: 13.3%	36.1%	2nd half: 14.2%	50.0%	Game: 27-64	42.2%	Deadball Rebounds
3FG % 1st Half: 0.0%	0.0%	2nd half: 2.8	25.0%	Game: 2-12	16.7%	4
FT % 1st Half: 1.4	25.0%	2nd half: 15-19	78.9%	Game: 16-23	69.6%	

Dixie St. 63 • 4-3, 0-0 WAC

#	Player	Total	3-Pr		Rebounds			PF	TP	A	O	Bk	S	Min
		FG-FGA	FG-FGA	FT-FTA	Off	Def	Total							
22	Frank Staine	4-14	1-7	4-4	3	5	8	4	13	2	2	0	35	
24	Jacobi Nicodis	5-7	2-2	0-0	0	2	2	2	12	2	1	0	35	
02	Carroll Greene	1-6	0-0	3-4	3	6	9	1	5	1	1	1	18	
12	Cameron Gooden	0-8	0-0	2-6	0	1	1	0	25	0	0	0	34	
04	Isaiah Pope	2-8	1-4	0-1	0	4	4	5	1	2	0	0	27	
10	Brock Gilbert	0-0	0-0	0-0	0	1	1	2	0	0	1	0	6	
30	Andre Milbea	6-12	3-4	0-0	2	2	4	2	15	2	0	0	19	
22	Lyleton Parker	0-1	0-1	0-0	0	0	0	1	0	0	0	0	2	
44	Hunter Schofield	4-10	1-2	2-4	3	5	8	4	11	1	0	0	24	
	Totals	22-66	8-24	11-19	15	24	39	20	63	7	1	6	200	

FG % 1st Half: 9.2%	32.1%	2nd half: 13.3%	34.2%	Game: 22-66	33.3%	Deadball Rebounds
3FG % 1st Half: 4.0	40.0%	2nd half: 4-14	28.6%	Game: 8-24	33.3%	3
FT % 1st Half: 4.8	50.0%	2nd half: 7-11	63.6%	Game: 11-19	57.9%	

Officials: Shanon Leigh,Crystal Hogan,Mike Reed
Technical fouls: New Mexico-None. Dixie St.-None.
Attendance: 771
2020-21 Men's Basketball. Round 0. Dixie St. vs New Mexico. Played at Burns.

Score by periods	1st	2nd	Total
New Mexico	27	45	72
Dixie St.	26	37	63

Last FG - NM 2nd-02:08, DIXIE 2nd-00:00.
Largest lead - NM by 10 2nd-09:55, DIXIE by 8 1st-08:03.
NM led for 26:36, DIXIE led for 11:55. Game was tied for 10:05.

Game 11 - New Mexico 54, UNLV 77 Jan. 16, 2021 | Thomas & Mack Center

Lobos Fall at UNLV Saturday

LAS VEGAS, Nev — As the tough 2020-21 season continues, The University of New Mexico men's basketball team dropped its seventh conference game of the season on Saturday, a 77-54 final to UNLV on the road.

The Lobos (4-7, 0-7 MW) were hoping for their first conference win of the season over the Runnin' Rebels (3-6, 1-2 MW) after a victory at Dixie State on Wednesday, but 19- and 20-point scoring efforts from key UNLV players squelched the hope for UNM.

Senior Cheikh Mbacke Diang and junior Bryce Hamilton combined for 39 of UNLV's 77 points on the night despite the Lobos' best efforts. Hamilton entered the game as one of UNLV's leading scorers with 20 points per game in conference play, joined by junior David Jenkins, Jr. who posted 25.5 ppg in MW play heading into the contest. The Lobos limited Jenkins Jr. to just nine points on the night, but were not able to contain Hamilton. In the first half however, the pair combined for just nine points.

The Lobos were led by senior Makuach Maluach and junior Valdir Manuel who scored 13 and 10 points, respectively. Redshirt-freshman Bayron Matos nearly registered his second double-double of the season with eight points and seven boards while junior Saquan Singleton posted seven points, five rebounds and three assists.

UNLV got out to a fast 10-point lead, 12-2, in the first five minutes and extended the lead to as much as 15, 22-7, but the run was halted by a three from Lobo freshman Javonté Johnson.

Johnson's three sparked a 10-point Lobo run to put UNM back in the game. Junior Rod Brown followed just 31 seconds later with a layup and less than a minute after that, Johnson hit another triple to knock the UNLV lead back to seven, 22-15. Maluach capped the run with a jumper to make it a five-point game, 22-17.

UNLV took off again, however, and amassed an 11-point lead at the half, 37-26.

The Lobos struck first in the second half with a layup from Matos but the Runnin' Rebels ran away with the game for the 23-point final.

New Mexico and UNLV are set for a rematch on Monday, Jan. 18 at 7:30 p.m. MT / 6:30 p.m. PT on FS1.

Game #11

New Mexico 54 • 4-7, 0-7 MW

#	Player	Total FG-FGA	3-Pr FG-FGA	Rebounds FT-FTA	Off Def Tot	PF	TP	A	O	Bk	S	Min
01	MATOS, Bayron	2-4	0-0	4-6	3 4 7	2	8	0	0	0	0	22
05	BROWN, Rod	1-5	0-0	1-2	2 0 2	1	7	0	1	0	0	22
00	MARIN, Isaiah	0-3	0-2	0-0	0 1 1	3	0	2	0	1	0	16
02	SINGLETON, Saquan	0-0	0-0	7-9	0 5 5	3	7	3	3	0	0	25
10	MALUACH, Makuach	4-15	1-5	4-4	0 1 1	3	13	2	1	0	1	30
04	KUAC, Emmanuel	0-3	0-2	0-0	2 2 4	0	0	1	1	0	0	9
11	FRANCIS III, Jeremiah	1-7	0-5	1-2	0 1 1	0	3	4	2	0	1	22
13	JOHNSON, Javonte	2-4	2-3	0-0	1 1 2	2	6	0	0	0	0	17
21	DORSEY, Nolan	0-0	0-0	0-0	0 0 0	0	0	0	0	0	1	7
22	MANUEL, Valdir	5-10	0-1	0-0	1 3 4	2	10	0	1	1	0	25
30	WEGSCHEIDER, Kurt	0-0	0-0	0-0	1 0 1	2	0	0	0	0	0	5
	Team			1 2 3								
	Totals	17-51	3-18	17-23	11 20 31	18	54	13	14	1	4	200

FG % 1st Half: 10.2%	35.7%	2nd half: 7.2%	30.4%	Game: 17-51	33.3%	Deadball Rebounds
3FG % 1st Half: 3.9	33.3%	2nd half: 0.9	0.0%	Game: 3-18	16.7%	3
FT % 1st Half: 3.4	75.0%	2nd half: 14-19	73.7%	Game: 17-23	73.9%	

UNLV 77 • 3-6, 1-2 MW

#	Player	Total FG-FGA	3-Pr FG-FGA	Rebounds FT-FTA	Off Def Tot	PF	TP	A	O	Bk	S	Min
10	Eduardo Del Cadia	0-1	0-1	0-0	0 3 3	4	0	0	1	0	0	12
34	Cheikh Mbacke Diang	9-11	0-1	2-3	4 2 6	2	20	1	2	1	2	32
03	Caleb Grill	4-8	2-6	0-0	0 0 0	5	10	2	1	0	0	26
09	David Jenkins Jr.	2-8	2-5	2-2	0 5 5	2	8	3	2	0	0	34
13	Bryce Hamilton	7-14	2-4	3-5	3 5 8	1	19	7	2	0	4	34
00	Donavan Yap	0-0	0-0	0-0	0 0 0	0	0	0	0	0	0	1
01	Moses Wood	0-2	0-2	2-2	0 3 3	3	2	1	1	0	0	26
15	Reese Brown	0-0	0-0	0-0	0 3 3	0	0	0	0	0	0	5
22	Nick Blake	7-13	4-8	0-0	0 3 3	1	18	3	2	0	0	24
30	Devin Tillis	0-0	0-0	0-0	1 0 1	0	0	0	0	0	0	6
	Team			2 2 4								
	Totals	29-57	10-27	9-12	10 26 36	18	77	18	12	2	8	200

FG % 1st Half: 15.2%	51.7%	2nd half: 14.2%	50.0%	Game: 29-57	50.9%	Deadball Rebounds
3FG % 1st Half: 5.1%	33.3%	2nd half: 5-12	41.7%	Game: 10-27	37.0%	1
FT % 1st Half: 2-3	66.7%	2nd half: 7-9	77.8%	Game: 9-12	75.0%	

Officials: Eric Anderson,Brent Dugas,Yvonne Harris
Technical fouls: New Mexico-None. UNLV-None.
Attendance:
2020-21 Men's Basketball. Round 0. New Mexico vs UNLV. Played at Thomas & Mac

Score by periods	1st	2nd	Total
New Mexico	26	28	54
UNLV	37	40	77

Last FG - NM 2nd-04:16, UNLV 2nd-01:39.
Largest lead - NM, None. UNLV by 26 2nd-03:55.
NM led for 00:00, UNLV led for 38:11. Game was tied for 01:49.

Game 12 - New Mexico 46, UNLV 53 Jan. 18, 2021 | Thomas & Mack Center

Strong Defense Leads Lobos to Near Upset of Runnin' Rebels Monday

LAS VEGAS, Nev — After falling by 23 points in game one, the University of New Mexico men's basketball team nearly pulled off the upset over UNLV on Monday night as the teams were tied with 5:43 left to play.

The Lobos (4-8, 0-8 MW) led for nearly 25 minutes compared to 9:33 for UNLV (4-6, 2-2 MW). New Mexico led by one point at halftime, marking the first time UNM has led at the break against a conference team this season. With the 53-46 win, UNLV sweeps the series for the third straight season.

After allowing four double-digit scorers in game one including 20 points from UNLV senior Cheikh Mbacke Diang, the Lobo defense stepped up Monday night. UNM limited the Runnin' Rebels to just two double-figure scorers as UNLV was led by junior Bryce Hamilton with 14 points, 12 of which he scored in the second half.

The Lobos held Mbacke Diang to just six points on the night, all in the final 10 minutes of the game, while also limiting freshman Nick Blake to 10 points after he posted 18 Saturday.

New Mexico was also led by a pair of scorers in double figures in juniors Saquan Singleton and Valdir Manuel. Singleton posted his fourth double-digit game of the season with 11 points and has done so in two of his last three games. He also racked up a game-high and UNM career-most six assists to go along with six rebounds, four steals and a block.

Manuel scored 10 points for his second straight game scoring in double digits while adding five rebounds and two blocks.

In the game that saw seven lead changes and three ties, UNM started strong and built a 10-point lead on an 8-0 run with 12:23 on the clock in the first half.

UNM's 8-0 run put the Lobos up 13-3 and included four points from redshirt-freshman Bayron Matos.

The Lobos held the lead until UNLV tied it with 3:14 left, 19-19, and the Runnin' Rebels took a four-point lead over the next 2:34, 27-23, with 40 seconds left.

UNM scored the next five points starting with a layup from Singleton.

With one second left on the clock, sophomore Emmanuel Kuac hit a buzzer-beating three to take the narrow one-point advantage, 28-27 at the break.

After UNLV opened the second half with a jumper to reclaim a one-point lead, Lobo senior Makuach Maluach and Manuel hit back-to-back threes within 54 seconds to get ahead again by five, which UNM would do just once more before the Runnin' Rebels finished the game on an 11-4 run for the win.

After the teams tied it 42-42 with 5:43 left, UNLV built its largest lead of the game of five, 48-43, with just 2:43 left to play and increased it to seven just less than a minute later before finishing with the seven-point final advantage.

Both UNLV and UNM hit six threes on the night. The Runnin' Rebels scored five in the first half before the Lobos held them to just 1-for-10 from behind the arc in the second half.

The Lobos are set to return to action on Thursday, Jan. 21 when they take on San José State in St. George, Utah. The teams will tip off at Dixie State at 1 p.m. on the Mountain West Network.

Game #12

New Mexico 46 • 4-8, 0-8 MW

#	Player	FG		3-Pr		Rebounds			PF	TP	A	O	Bk	S	Min
		Total	FGA	Total	FGA	FT	FTA	Off							
01	MATOS, Bayron	1	2-2	0-0	0-2	1	3	4	1	4	0	0	0	0	22
22	MANUEL, Valdir	4	6-6	2-4	0-0	3	2	5	2	10	0	2	2	0	26
02	SINGLETON, Saquan	9	4-9	0-0	3-6	2	4	6	3	11	6	4	1	4	33
10	MALUACH, Makuach	9	3-12	2-7	1-2	0	8	8	3	9	1	4	0	0	32
13	JOHNSON, Javonte	0	3-3	0-1	0-0	0	0	0	2	0	2	0	2	0	14
00	MARIN, Isaiah	0	4-4	0-3	0-0	0	0	0	1	0	0	3	0	2	11
04	KUAC, Emmanuel	2	5-5	2-5	0-0	1	4	5	4	6	0	1	0	1	22
06	BROWN, Rod	0	4-4	0-0	0-0	0	1	2	3	1	0	2	1	0	15
11	FRANCIS III, Jeremiah	2	4-4	0-1	0-0	0	1	2	2	0	0	0	0	0	16
30	WEGSCHEIDER, Kurt	0	0-0	0-0	2-2	1	1	2	1	2	1	1	0	0	12
						1	1	2			1				