



THE UNIVERSITY OF NEW MEXICO

2020-21 MEN'S BASKETBALL

15 NCAA Tournament Appearances
WAC Champions: 1964, 1968, 1974, 1978, 1993, 1994, 1996
Six Mountain West Tournament Championships:
2005, 2009, 2010, 2012, 2013, 2014

MW Series 9: New Mexico vs Wyoming

2020-21 SCHEDULE			
DATE	OPPONENT	TV	TIME (MT)
Dec. 13	at Rice	CUSATV	W, 72-61
Dec. 15	vs. OLLU	YouTube	W, 104,65
Dec. 17	vs. LeTourneau	YouTube	W, 90-58
Dec. 21	at Boise State*	FS1	L, 53-77
Dec. 23	at Boise State*	CBSSN	L, 52-89
Dec. 31	Nevada*	FS1	L, 54-68
Jan. 2	Nevada*	CBSSN	L, 74-84
Jan. 6	Utah State*	CBSSN	L, 45-77
Jan. 8	Utah State*	FS1	L, 46-82
Jan. 13	at Dixie State	WDN	W, 72-63
Jan. 16	at UNLV*	CBSSN	L, 54-77
Jan. 18	at UNLV*	FS1	L, 46-53
Jan. 21	San José State*	MWN	W, 67-51
Jan. 23	San José State*	MWN	L, 71-83
Jan. 28	at Fresno State*	CBSSN	L, 62-64 (OT)
Jan. 30	at Fresno State*	MWN	L, 55-65
Feb. 3	San Diego State*	FS1	Canceled
Feb. 5	San Diego State*	CBSSN	Canceled
Feb. 9	at Colorado State*	FS1	Postponed
Feb. 11	at Colorado State*	CBSSN	Postponed
Feb. 17	Wyoming*	MWN	6 p.m.
Feb. 19	Wyoming*	CBSSN	7 p.m.
Feb. 22	at Air Force*	TBA	7:30 p.m.
Feb. 24	at Air Force*	TBA	7:30 p.m.

2021 MW Championship (Hosted by UNLV)			
March 10	First Round	TBA	TBA
March 11	Quarterfinals	TBA	TBA
March 12	Semifinals	TBA	TBA
March 13	Championship	TBA	TBA

Bold denotes home game at The Pit (15,411)
italics denotes tournament
*denotes Mountain West game
Game times listed are Mountain Time and subject to change



New Mexico Lobos

Record 5-11, 1-11 MW
Conference Mountain West
Head Coach Paul Weir (York, '04)
Record at UNM 57-58 (Fourth Season)
Career Record 85-64 (Fifth Season)



Wyoming Cowboys

Record 10-9, 4-8 MW
Conference Mountain West
Head Coach Jeff Linder (Western State)
Record at Wyoming 10-9 (First Season)
Career Record 90-59 (Fifth Season)

Media Information

Location:..... Clune Arena
..... USAF Acad., Colo.
Capacity: 5,843
Radio: 96.3 KKOBB
..... Lobo Radio Network
Play-By-Play Robert Portnoy
Analyst Hunter Greene
Live Stats: StatBroadcast (GoLobos.com)
WEDNESDAY, FEB. 17
Tipoff: 6:05 p.m. MT
TV: Mountain West Network
Play-by-Play Roland Vargish
Analyst Ryan Kaufman
FRIDAY, FEB. 19
Tipoff: 7:05 p.m. MT
TV: CBS Sports Network
Play-by-Play Jason Horowitz
Analyst Pete Gillen

Notes last updated: February 15, 2021

ABOUT THE MATCHUP

- The Lobos enter their ninth Mountain West series of the season following a pair of canceled/postponed series against San Diego State and Colorado State.
- The last time the Lobos saw the court, New Mexico suffered a pair of close losses to Fresno State, the first of which was an overtime final score of 64-62.
- Wyoming enters the series after also experiencing an unexpected schedule gap. The Cowboys were supposed to face Utah State in Logan, Utah Feb. 10-12, however the series was postponed due to health and safety concerns.
- The Lobos lead the series with the Cowboys 75-68 including a narrow 4-3 advantage in neutral contests.
- UNM swept last season's series with Wyoming and the Lobos have gone 7-1 over the last eight matchups.
- In Lobo head coach Paul Weir's tenure, New Mexico is 7-1.
- New Mexico is led by senior Makuach Maluach who averages 14.0 points on the season and 13.1 points per game in conference play.
- Maluach also leads the team in rebounds with 5.8 per game overall and 4.8 in league play.
- Wyoming is led by three players averaging scoring in double figures including freshman Marcus Williams (15.9), junior Hunter Maldonado (12.2) and sophomore Kenny Foster (10.4). Maldonado is also the team's leading rebounder with 6.1 per game on the season.
- In conference play, four Cowboys are scoring in double digits including Williams (14.8) and Maldonado (10.7) along with sophomore Kwane Marble II (10.7) and freshman Xavier Dusell (10.1).

POSSIBLE STARTERS (BASED ON LAST GAME)

Pos.	No.	Name	PPG	RPG	APG
G	11	Jeremiah Francis III	5.0	1.9	1.7
G	2	Saquan Singleton	8.6	4.7	3.1
G/F	10	Makuach Maluach	14.0	5.8	1.8
F	22	Valdir Manuel	8.1	4.1	0.4
F	5	Rod Brown	8.1	5.0	1.3




Francis III



Singleton



Maluach



Manuel



Brown

Chelsea Pitvorec | Associate Director of Athletic Communications
Email: cpitvorec@unm.edu | Cell: 352-422-2875

BY THE NUMBERS (MW)

Updated as of 2/15/2021

Statistic	All Games - MW	MW Games
Scoring:	63.6 ppg - 10th	56.6 ppg - 11th
Scoring Defense:	69.8 ppg - 8th	72.5 ppg - 8th
Scoring Margin:	-6.3 - 9th	-15.9 - 10th
Field Goal %:	.399 - 10th	.367 - 11th
Def. Field Goal %:	.433 - 8th	.476 - 9th
3-Point FG %:	.254 - 11th	.245 - 11th
Def. 3-Point FG %:	.341 - 9th	.352 - 9th
Free Throw %:	.607 - 11th	.599 - 11th
Rebounding Off.:	39.6 rpg - 2nd	33.9 rpg - 8th
Rebounding Def.:	35.2 rpg - 9th	36.8 rpg - 9th
Reb. Margin:	+4.4 rpg - 4th	-2.8 rpg - 8th
Assists:	11.5 apg - 9th	10.5 apg - 9th
Turnover Margin:	-1.4 - 9th	-1.3 - 9th
Asst/TO Ratio:	0.8 A/TO - 9th	0.7 A/TO - 9th
Steals:	5.7 spg - 8th	5.8 spg - 7th
Blocks:	3.9 bpg - 2nd	2.9 bpg - 3rd

KENPOM.COM

Category	Offense	Defense	D-I Avg
Adj. Efficiency	93.9 315	103.6 196	102.4
Adj. Tempo	65.2 316		68.3
Avg. Poss. Length	18.7 313	16.8 102	17.2
Four Factors			
Effective FG%	41.2 346	52.6 263	50.1
Turnover %:	21.5 289	19.5 148	19.1
Off. Reb. %:	32.8 47	30.1 257	28.0
FTA/FGA:	29.7 216	34.9 253	31.8
Miscellaneous Components			
3P%:	24.1 347	35.2 243	33.8
2P%:	43.3 333	52.4 262	49.8
FT%:	61.7 338	67.0 44	70.8
Block%:	6.7 45	10.7 78	8.8
Steal%:	11.1 323	8.0 254	9.1
Non-Stl TO%:	10.3 202	11.5 58	10.0
Style Components			
3PA/FGA:	29.0 329	40.8 276	37.6
A/FGM:	47.7 267	57.0 283	52.1
Point Distribution (% of total points)			
3-Pointers:	20.8 343	33.5 98	31.0
2-Pointers:	61.0 3	48.3 248	50.6
Free Throws:	18.2 180	18.2 179	18.3
Strength of Schedule			
Components:	104.4 119	100.2 111	102.4
Overall:	+4.21 113		0.00
Non-conference:	-5.56 273		0.00
Personnel			
Bench Minutes:	37.6% 47		31.4%
Experience:	1.54 yrs 246		1.75
Minutes Continuity:	21.2% 316		46.0%
Average Height:	78.1" 29		76.9"
2-Foul Participation:	32.3% 86		22.8%

LAST TIME OUT

The last Lobo series against Fresno State Jan. 28-30 was a close one. The Lobos lost an overtime heartbreaker to the Bulldogs, 64-62 before dropping the series finale by 10, 65-55.

In game two, Lobo sophomore Kurt Wegscheider hit a three with 2:36 to go to make it a one-possession game, 57-54, but the Bulldogs visited the foul line and went 8-for-8 over the last two minutes for the 10-point final.

The Lobos outrebounded the Bulldogs 40-30 in game two including a 19-5 offensive rebounding differential.

The first three halves of the series against Fresno State were left tied as the clock expired:

- 19-19 - Game 1 - First Half
- 34-34 - Game 1 - Second Half
- 28-28 - Game 2 - First Half

4TH IN THE NATION

The Lobos are currently ranked fourth in the nation, first in the Mountain West, in offensive rebounds per game with 14.19.

UNPLAYED SERIES'

The last two series' on the Lobo schedule have been either canceled or postponed. UNM was set to take on San Diego State in Lubbock, Texas on Feb. 3-5 but the series was canceled.

Following the schedule gap, the Lobos headed out to Fort Collins, Colo. Feb. 9-11 where they were set to play Colorado State. With both teams warming up, the programs were notified that the county postponed the game due to COVID-19 issues within the Lobo basketball program.

Wednesday's game marks the first time the Lobos have seen the court in 18 days.

MANUEL MANPOWER

Junior Valdir Manuel posted a career night in UNM's first outing against San José State on Jan. 21. He racked up a UNM career-high 25 points on 12 made field goals from the floor. In addition,

he racked up a UNM career-high seven rebounds, four blocks and a steal.

Manuel has scored 10+ points in four of the last six games and saw a season-most 34 minutes in game one against Fresno State.

ASSISTING LOBOS

In four of the last six games, the Lobos have registered 10 or more assists including a season-most 26 on 31 made baskets on Jan. 23.

LOBOS IN THE NATION

Below is a look at how the Lobos rank in some of the national stats:

- 4th - offensive rebounds/game (14.19)
- 28th - rebounds per game (39.56)

STATS STACK UP

STATISTIC	UNM	WY
Scoring Offense	63.6	75.6
Scoring Defense	69.8	76.7
Scoring Margin	-6.2	-1.1
Field Goal Pct.	.399	.442
Field Goal Pct. Def.	.433	.481
3-Point FG Pct.	.254	.346
3-Point FG Pct. Def.	.341	.326
Free Throw Pct.	.607	.721
Rebounds per Game	39.6	32.3
Rebound Margin	+4.4	-5.3
Steals per game	5.7	5.3
Blocks per game	3.9	2.2
Assists per game	11.5	13.9
Turnovers per game	14.6	11.3
Turnover Margin	-1.4	+1.8
Assist/Turnover Ratio	0.8	1.2

MALUACH IN THE CLUB

Senior Makuach Maluach is officially in the UNM 1,000-point club after hitting his 1,000th and 1,001st career points on a layup and the first basket of the game for UNM against LeTourneau Dec. 17.

So far this season, Maluach has totaled 1,183 career points is 23rd in program scoring history. He is 17 points away from passing former Lobo great Mark Walters (1,200). So far this season, he has passed 12 former Lobo greats including Roman Martinez (1,159), Charlie Thomas (1,158), Johnny Brown (1,157), Phillip McDonald (1,146), David

Chiotti (1,145), Ike Williams (1,086), Chad Toppert (1,067), Ira Harge (1,016), Hugh Greenwood (1,006), Ron Becker (1,010), Alex Kirk (1,010) and Rob Loeffel (1,011).

1,000-POINT, 500-REBOUND WATCH

While senior Makuach Maluach is the newest member of the exclusive UNM 1,000-point club, he is also on the verge of entering into an even more exclusive club, that of the 1,000-point scorers and 500-rebounders.

Only 18 players in UNM program history have achieved the feat. Maluach currently posts 438 career rebounds and is 62 away from 500. He has racked up 93 so far this limited season.

72 STRAIGHT STARTS

Senior Makuach Maluach has started 72 straight games heading into the Wyoming series. He has also surpassed 100 career games and has now played in 115 games.

HEADED HOME

After spending nearly two months on the road due to COVID-19 regulations in the State of New Mexico, the Lobos have finally been given the ok to return back to Albuquerque for practice. As of now, the Lobos are still unable to host home competition, but the players can return to Albuquerque between series'.

Prior to this recent break due to the cancelation and postponement of the San Diego State and Colorado State series', the Lobos had spent just 14 days at home since Nov. 20.

MCGEE & DORSEY OPT OUT

Redshirt-senior Keith McGee announced via social media on Jan. 13 that he decided to opt out of the rest of the 2020-21 season stating in part "What our team has experienced this year has had a major impact on my mental and physical well-being."

McGee has been a member of the Lobo squad for the past three seasons. He has amassed 492 career points for the Lobos with a .387 3FG%. After starting the 2020-21 season slow, he looked to be starting to hit his stride in the last three games with double figures in two of those three contests.

Also opting out this season but entering the NCAA transfer portal is freshman Nolan Dorsey, who also announced his intentions via social media.

TURQUOISE JERSEYS

The game on Jan. 13 against Dixie State marked the first time UNM has worn its iconic turquoise jerseys this season and the Lobos followed it up in game one against UNLV. The color Turquoise is the official alternate color of the Lobos and represents harmony, friendship and fellowship in Native American culture.

SENIOR STEP-UP

Senior Makuach Maluach has always been a force for the Lobos, but not always as the leading man. So far this season, Maluach has stepped into the spotlight to lead UNM consistently since the start of 2020-21. Maluach has led the

USA TODAY COACHES POLL

As of 2/15/2021							
No.	School	Record	Pts.	1st	Prev. Chg.	H/L	
1	Gonzaga	20-0	796	28	1	—	1/2
2	Baylor	17-0	772	4	2	—	1/2
3	Michigan	14-1	734	0	3	—	3/NR
4	Ohio St.	17-4	680	0	5	1	4/NR
5	Illinois	14-5	600	0	6	1	5/24
5	Houston	17-2	600	0	7	2	5/18
7	Villanova	13-3	573	0	4	-3	3/7
8	Virginia	15-3	559	0	9	1	4/24
9	Alabama	17-5	521	0	11	2	7/NR
10	Oklahoma	13-5	493	0	12	2	10/NR
11	Texas Tech	14-6	412	0	8	-3	8/19
12	Creighton	16-5	407	0	17	5	5/17
13	Texas	13-5	400	0	13	—	4/22
14	Iowa	15-6	388	0	16	2	3/16
15	West Virginia	14-6	360	0	14	-1	6/18
16	Florida State	11-3	342	0	19	3	15/NR
17	Virginia Tech	14-4	316	0	17	—	14/NR
18	Southern Cal.	17-3	284	0	20	2	18/NR
19	Missouri	13-5	246	0	10	-9	10/NR
20	Tennessee	14-5	191	0	15	-5	6/20
21	Wisconsin	15-7	123	0	21	—	7/21
22	Okla. State	13-6	109	0	22	—	22/NR
23	Loyola-Chicago	18-4	77	0	23	—	23/NR
24	Kansas	15-7	54	0	NR	4	4/NR
25	Oregon	12-4	52	0	NR	8	15/NR

Others receiving votes: San Diego St. 45; Louisville 41; Arkansas 32; Rutgers 28; Belmont 28; Purdue 23; Drake 19; Clemson 16; Florida 15; UCLA 13; Colorado 13; Louisiana State 12; Utah St. 7; Seton Hall 5; Winthrop 4; Colorado St. 3; St. John's 2; Saint Louis 2; Boise St. 2; Xavier 1.

ASSOCIATED PRESS POLL

As of 2/14/2021				
No.	School	Pts.	Rec.	Prev.
1	Gonzaga (59)	20-0	1,595	1
2	Baylor (5)	17-0	1,541	2
3	Michigan	14-1	1,469	3
4	Ohio State	17-4	1,402	4
5	Illinois	14-5	1,290	6
6	Houston	17-2	1,171	8
7	Virginia	15-3	1,130	9
8	Alabama	17-5	1,086	11
9	Oklahoma	13-5	1,072	12
10	Villanova	13-3	1,061	5
11	Iowa	15-6	911	15
12	Texas	13-5	886	13
13	West Virginia	14-6	837	14
14	Creighton	16-5	794	19
15	Texas Tech	14-6	792	7
16	Florida State	11-3	625	17
17	Southern California	17-3	587	20
18	Virginia Tech	14-4	514	18
19	Tennessee	14-5	453	16
20	Missouri	13-5	413	10
21	Wisconsin	15-7	274	21
22	Loyola Chicago	18-4	167	22
23	Kansas	15-7	141	NR
24	Arkansas	16-5	111	NR
25	San Diego State	15-4	75	NR

Others receiving votes: Oklahoma St. 71, Rutgers 49, Belmont 47, Louisville 40, Colorado 31, Oregon 30, Drake 22, Purdue 20, Florida 17, Clemson 17, LSU 16, UCLA 11, VCU 10, Saint Louis 5, Xavier 4, Toledo 3, UC Santa Barbara 2, Western Kentucky 2, North Carolina 2, BYU 1, Wichita St. 1, Wright St. 1, Utah St. 1.

MW PRESEASON POLL

Place	School (1st Place Votes)	Points
1.	San Diego State (14)	211
2.	Boise State (4)	188
3.	Utah State (2)	177
4.	UNLV	160
5.	Colorado State	141
6.	Nevada	114
7.	New Mexico	106
8.	Fresno State	93
9.	Wyoming	59
10.	Air Force	39
11.	San José State	32

MOUNTAIN WEST STANDINGS						
Through Feb. 14, 2021						
Place	School	MW	MW Pct.	Overall	Overall Pct.	Streak
1.	Utah State	11-2	0.846	14-5	0.737	W2
2.	Boise State	12-3	0.800	16-4	0.800	W2
3.	Colorado State	11-3	0.786	14-4	0.778	W2
4.	San Diego State	9-3	0.750	15-4	0.789	W6
5.	Nevada	9-5	0.643	14-7	0.667	W4
6.	Fresno State	7-7	0.500	9-7	0.563	W2
7.	UNLV	5-7	0.417	8-11	0.421	L2
8.	Wyoming	4-8	0.333	10-9	0.526	L4
9.	San José State	3-11	0.214	5-13	0.278	L2
10.	Air Force	2-14	0.125	4-16	0.200	L9
11.	New Mexico	1-11	0.083	5-11	0.313	L3

LOBOS RECORD WHEN ...	OVERALL	MMU
Overall	5-11	1-11
At home	0-0	0-0
On the road	2-3	0-3
At neutral sites	3-7	1-7
After a win	2-3	0-3
After a loss	2-8	1-8
In overtime	0-0	0-0
vs. ranked opponents	0-0	0-0
In Cherry jerseys	1-3	0-3
In Silver jerseys	0-3	0-3
In White jerseys	3-4	1-4
In Turquoise jerseys	1-1	0-1
In GOLD jerseys	0-0	0-0
In White/Pink	0-0	0-0
Games decided by 1-4 points	0-1	0-1
Games decided by 5-9 points	1-1	0-1
Games decided by 10-19 points	2-4	1-4
Games decided by 20+ points	2-5	0-5
Leading at half	5-2	1-2
Trailing at half	0-7	0-7
Tied at half	0-2	0-2
Shooting 50% or better	1-1	0-1
Shooting between 40-49.9%	4-2	1-2
Shooting less than 40%	0-8	0-8
Opponent shoots 50% or better	0-5	0-5
Opponent shoots b/w 40-49.9%	1-3	1-3
Opponent shoots b/w 30-39.9%	3-3	0-3
Opponent shoots less than 30%	1-0	0-0
UNM higher FG%	5-1	1-1
Opponent higher FG%	0-10	0-10
FG% Tied	0-0	0-0
UNM outrebounds	5-4	1-4
Opponent outrebounds	0-6	0-6
Rebounds tied	0-1	0-1
UNM more made free throws	4-2	1-2
Opponent more made free throws	0-9	0-9
Made free throws tied	1-0	0-0
UNM 3FG% higher	2-0	1-0
Opponent 3FG% higher	3-10	0-10
3FG% tied	0-1	0-1
UNM has more fouls	1-5	0-5
Opponent has more fouls	3-5	0-5
Fouls are tied	1-1	1-1
UNM more turnovers	2-8	0-8
Opponent more turnovers	2-2	1-2
Turnovers tied	1-1	0-1
Scoring less than 50 points	0-3	0-3
Scoring 50-59 points	0-5	0-5
Scoring 60-69 points	1-1	1-1
Scoring 70-79 points	2-2	0-2
Scoring 80-89 points	0-0	0-0
Scoring 90-99 points	1-0	0-0
Scoring 100+ points	1-0	0-0
Allowing 40 points or less	0-0	0-0
Allowing 41-49 points	0-0	0-0
Allowing 50-59 points	2-1	1-1
Allowing 60-69 points	3-3	0-3
Allowing 70-79 points	0-3	0-3
Allowing 80-89 points	0-4	0-4
Allowing 90+ points	0-0	0-0
On Monday	0-2	0-2
On Tuesday	1-0	0-0
On Wednesday	1-2	0-2
On Thursday	2-2	1-2
On Friday	0-1	0-1
On Saturday	0-4	0-4
On Sunday	1-0	0-0
In November	0-0	0-0
In December	3-3	0-3
In January	2-8	1-8
In February	0-0	0-0
In March	0-0	0-0
In 8 p.m. or later tipoffs (local)	0-5	0-5

Lobos in scoring in 10 of their 16 games this season after doing so just 10 times in his entire career prior to this season. In his 115-game career, Maluach has led UNM in scoring in just 20 contests.

In addition, Maluach has posted just four 10+ rebound games in his career, two of which have been this season, while he has also only collected four career double-doubles, two of which came in the Lobos' first five games of 2020-21.

REBOUND RECORD

UNM broke a 58-year-old rebounding record on Dec. 17 against LeTourneau as the Lobos racked up 79 boards. The previous record of 78 was set on Dec. 15, 1962 against Cal State-Los Angeles.

MALUACH'S 100TH GAME

Senior Makuach Maluach registered his 100th career game on Sunday, Dec. 13 at Rice. Maluach is the only four-year Lobo on the squad and has been a member of the UNM team since HC Paul Weir's first season.

PERSONNEL UPDATE

Lobo seven-footer Assane Ndiaye has yet to play this season. He has been sitting out due to COVID-19-related reasons. His estimated date of return is not yet known.

ABOUT THE 2020-21 LOBOS

The 2020-21 Lobos return six letterwinners including just one starter in senior Makuach Maluach. Maluach, the only four-year Lobo on the squad, has been a prominent feature for UNM since Head Coach Paul Weir's arrival four seasons ago and finished the 2019-20 season with his 56th consecutive

start. The remaining five letterwinners combine for just five starts and an average of 11.0 points throughout last season.

In addition to the six returners, the Lobos welcome 12 newcomers, half of which are transfers. Transfers include sophomore point guard Jeremiah Francis III who comes to UNM out of North Carolina where he played in 16 games and scored in double figures three times. Francis will be eligible to play this season after an NCAA waiver was approved.

Another newcomer expected to make an immediate impact is redshirt-freshman Bayron Matos, who arrived last spring and sat at the end of the bench throughout the remainder of the 2019-20 season in preparation for his first full season in 2020-21.

BY THE NUMBERS

Here is what is returning and missing for the 2020-21 Lobos.

Stat	Returning...	Lost.	% Returning
Points.....	579	1,952	23%
Rebounds.....	249	910	21%
Assists.....	78	416	16%
Blocks	24	71	25%
Steals	48	219	18%
3-Pointers	64	166	28%
Free Throws..	77	440	15%

RACKING UP THOSE EXPERIENCED HEAD COACHES

Based on a poll of NCAA Division I SIDs, the 2020-21 Lobos are tied for the most former head coaches (at any level) on staff for an NCAA DI team in with four, two of which were with the Lobos last season:

STARTERS AND RECORDS - (in order of appearance)

	1	2	3	4	5	Rec.
Francis III	Singleton	Maluach	Kuac	Brown	Matos	1-0
Francis III	Singleton	Maluach	Kuac	Matos	Brown	1-0
Francis III	Singleton	Maluach	Manuel	Brown	Matos	1-1
Francis III	Singleton	Maluach	Brown	Matos	Matos	1-4
Marin	Singleton	Maluach	Brown	Matos	Matos	0-3
Singleton	Johnson	Maluach	Manuel	Matos	Matos	0-1
Singleton	Wegscheider	Maluach	Manuel	Brown	Matos	1-1
Singleton	Wegscheider	Maluach	Brown	Matos	Matos	0-1

Assistant Coach Dan McHale (Eastern Kentucky) and Assistant Coach Ralph Davis (New Mexico Military Institute). Two other former head coaches have been added to the staff this season in Assistant Coach Scott Padgett (Samford) and Special Assistant to the Head Coach Dave Pilipovich (Air Force).

TRANSFERS ON THE COURT

The Lobos have a pair of NCAA Division I transfers that have been cleared by the NCAA to play this season, despite competing for their former teams in 2019-20. Jeremiah Francis III (UNC) and Logan Padgett (Samford) are both eligible to play this season.

AND AWAY WE GO!

UNM is one of just a few teams in NCAA Division I that started the season relocating indefinitely due to Covid-19 restrictions. Both New Mexico and New Mexico State, due to local health guidelines in the State of New Mexico, have relocated to allow for the teams to conduct full practice. The Lobos found Levelland, Texas as their home-away-from-home prior to the start of the season where they resided and practiced leading up to the 2020-21 opener.

UNM was only able to hold a handful of practices in Albuquerque as local guidelines continued to change prior to moving to Texas on Nov. 13, which means the Lobos got a much later start than usual in 5-on-5 practice.

A DIVERSE ROSTER

This year, the Lobos are tied for second in the nation for most foreign countries and states represented with 15 (9 states and 6 countries, excluding the US). UT Martin leads the country with 17 while the Lobos tie Penn with 15.

The six countries represented by the 2020-21 Lobo squad include Angola, Australia, Canada, Central African Republic, Dominican Republic and Senegal. UNM's nine states represented include Alabama, Alaska, Arizona, Colorado, New Mexico, New York, North Carolina, Ohio and Tennessee.

SERIES HISTORY VS WYOMING

New Mexico leads 75-68

Home 45-24 (Pit 39-15), Road 25-42, Neutral 4-3

12-18-50	Wyoming.....	74-56	at Casper, Wyo.	2-8-86	Wyoming.....	67-65	Albuquerque
12-19-50	Wyoming.....	58-37	at Green River, Wyo.	3-7-86	Wyoming.....	56-54	at Laramie*
1-11-52	Wyoming.....	85-62	at Laramie	1-15-87	Wyoming.....	78-66	at Laramie
2-9-52	Wyoming.....	84-48	Albuquerque	2-26-87	New Mexico.....	92-89	Albuquerque
1-2-53	Wyoming.....	77-72	at Laramie	3-7-87	Wyoming.....	64-62	Albuquerque*
1-17-53	Wyoming.....	63-59	Albuquerque	1-9-88	New Mexico.....	85-72	Albuquerque
1-4-54	Wyoming.....	81-61	at Laramie	2-6-88	Wyoming.....	90-72	at Laramie
1-18-54	Wyoming.....	56-53	Albuquerque	1-14-89	New Mexico.....	106-89	at Laramie
1-15-55	Wyoming.....	72-56	at Laramie	2-9-89	Wyoming.....	68-66	Albuquerque
2-17-55	Wyoming.....	59-52	Albuquerque	1-4-90	Wyoming.....	89-87 (OT)	Albuquerque
1-7-56	New Mexico.....	80-71	at Laramie	2-10-90	New Mexico.....	82-79	at Laramie
2-25-56	Wyoming.....	60-36	Albuquerque	1-5-91	Wyoming.....	92-79	Albuquerque
1-4-57	Wyoming.....	67-65	Albuquerque	2-9-91	New Mexico.....	85-82 (OT)	at Laramie
2-22-57	Wyoming.....	56-42	at Laramie	2-6-92	New Mexico.....	79-65	Albuquerque
1-10-58	Wyoming.....	101-61	at Laramie	2-15-92	Wyoming.....	68-61	at Laramie
2-15-58	Wyoming.....	61-52	Albuquerque	3-12-92	New Mexico.....	89-83	at Ft. Collins*
1-10-59	New Mexico.....	59-56	Albuquerque	1-23-93	New Mexico.....	77-67	Albuquerque
2-14-59	Wyoming.....	91-64	at Laramie	2-13-93	New Mexico.....	76-60	at Laramie
1-8-60	Wyoming.....	73-67	at Laramie	1-22-94	New Mexico.....	77-71	at Laramie
2-13-60	New Mexico.....	64-51	Albuquerque	2-10-94	New Mexico.....	73-64	Albuquerque
1-7-61	New Mexico.....	71-54	Albuquerque	1-14-95	Wyoming.....	75-61	Albuquerque
2-11-61	Wyoming.....	72-62	at Laramie	2-18-95	New Mexico.....	62-61	at Laramie
1-6-62	New Mexico.....	84-73	at Laramie	3-9-95	New Mexico.....	63-56	Albuquerque*
2-10-62	New Mexico.....	81-74	Albuquerque	1-13-96	Wyoming.....	61-58	at Laramie
1-11-63	New Mexico.....	53-49	at Laramie	2-17-96	New Mexico.....	70-69	Albuquerque
2-16-63	Wyoming.....	55-54	Albuquerque	1-10-98	Wyoming.....	58-55	at Laramie
2-15-64	New Mexico.....	74-65	Albuquerque	2-5-98	New Mexico.....	89-59	Albuquerque
2-28-64	New Mexico.....	64-63	at Laramie	1-13-00	Wyoming.....	88-83	at Laramie
1-16-65	Wyoming.....	81-74	Albuquerque	2-14-00	Wyoming.....	99-93	Albuquerque
2-26-65	Wyoming.....	83-65	at Laramie	1-29-01	Wyoming.....	82-78	Albuquerque
1-8-66	New Mexico.....	69-57	Albuquerque	2-26-01	Wyoming.....	81-61	at Laramie
2-18-66	Wyoming.....	104-85	at Laramie	1-26-02	Wyoming.....	79-67	at Laramie
1-13-67	Wyoming.....	86-76	at Laramie	2-25-02	New Mexico.....	74-65	Albuquerque
3-4-67	Wyoming.....	65-64	Albuquerque	1-18-03	Wyoming.....	85-81 (OT)	at Laramie
1-13-68	New Mexico.....	81-65	Albuquerque	2-15-03	Wyoming.....	103-91	Albuquerque
3-1-68	New Mexico.....	75-62	at Laramie	1-12-04	Wyoming.....	82-77	at Laramie
1-16-69	Wyoming.....	70-68	at Laramie	2-9-04	New Mexico.....	87-75	Albuquerque
2-15-69	New Mexico.....	65-63	Albuquerque	1-8-05	New Mexico.....	89-75	Albuquerque
1-8-70	Wyoming.....	92-74	at Laramie	2-7-05	Wyoming.....	81-71	at Laramie
2-14-70	New Mexico.....	90-85	Albuquerque	1-14-06	Wyoming.....	77-70	at Laramie
1-21-71	Wyoming.....	74-59	at Laramie	2-15-06	New Mexico.....	47-45	Albuquerque
2-27-71	Wyoming.....	91-80	Albuquerque	1-30-07	New Mexico.....	91-83	Albuquerque
1-8-72	Wyoming.....	69-62	at Laramie	3-3-07	Wyoming.....	76-67	at Laramie
2-10-72	New Mexico.....	76-64	Albuquerque	1-5-08	New Mexico.....	99-92 (OT)	at Laramie
1-26-73	New Mexico.....	70-56	at Laramie	2-9-08	New Mexico.....	100-55	Albuquerque
2-23-73	Wyoming.....	61-60	Albuquerque	2-3-09	New Mexico.....	86-57	Albuquerque
1-25-74	New Mexico.....	91-68	Albuquerque	3-7-09	New Mexico.....	74-73	at Laramie
2-23-74	New Mexico.....	78-67	at Laramie	3-12-09	Wyoming.....	75-67	at Las Vegas\$
1-10-75	New Mexico.....	79-62	Albuquerque	1-16-10	New Mexico.....	70-68	at Laramie
2-15-75	Wyoming.....	63-59	at Laramie	2-17-10	New Mexico.....	83-61	Albuquerque
1-10-76	New Mexico.....	54-53 (OT)	at Laramie	1-8-11	Wyoming.....	67-66	at Laramie
2-13-76	New Mexico.....	57-51	Albuquerque	2-9-11	New Mexico.....	68-57	Albuquerque
2-5-77	New Mexico.....	93-78	Albuquerque	1-14-12	New Mexico.....	72-62	at Laramie
3-3-77	Wyoming.....	82-64	at Laramie	2-11-12	New Mexico.....	48-38	Albuquerque
2-2-78	New Mexico.....	94-91	at Laramie	1-30-13	New Mexico.....	63-59	at Laramie
3-4-78	New Mexico.....	93-74	Albuquerque	3-2-13	New Mexico.....	53-42	Albuquerque
1-20-79	New Mexico.....	72-64	Albuquerque	3-13-13	New Mexico.....	59-46	at Las Vegas@
2-15-79	Wyoming.....	73-66	at Laramie	1-8-14	New Mexico.....	72-69 (OT)	at Laramie
1-10-80	Wyoming.....	78-58	at Laramie	2-5-14	New Mexico.....	66-61 (OT)	Albuquerque
2-9-80	Wyoming.....	68-54	Albuquerque	1-24-15	Wyoming.....	63-62 (OT)	at Laramie
1-10-81	Wyoming.....	91-54	at Laramie	3-7-15	New Mexico.....	52-49 (OT)	Albuquerque
2-12-81	New Mexico.....	57-56	Albuquerque	1-21-17	New Mexico.....	78-71	Albuquerque
1-30-82	Wyoming.....	75-65	Albuquerque	2-25-17	Wyoming.....	82-71	at Laramie
2-11-82	Wyoming.....	56-45	at Laramie	1-10-18	New Mexico.....	75-66	Albuquerque
1-15-83	New Mexico.....	76-71	Albuquerque	2-20-18	New Mexico.....	119-114	at Laramie
2-14-83	Wyoming.....	64-58	at Laramie	3-8-18	New Mexico.....	85-75	at Las Vegas\$
1-23-84	New Mexico.....	40-38	at Laramie	1-19-19	New Mexico.....	83-53	Albuquerque
2-16-84	New Mexico.....	62-54	Albuquerque	3-9-19	Wyoming.....	88-81	at Laramie
1-10-85	New Mexico.....	50-37	Albuquerque	3-13-19	New Mexico.....	78-68	at Las Vegas\$
3-2-85	New Mexico.....	83-78	at Laramie	12-7-19	New Mexico.....	79-65	at Laramie
1-9-86	New Mexico.....	47-45	at Laramie	2-8-20	New Mexico.....	97-68	Albuquerque

THE 2020-21 NEW MEXICO LOBOS

PRONUNCIATION GUIDE

0	Isaiah MARIN.....	Muhr-IN
1	BAYRON MATOS.....	BYE-run MAT-ohs
2	SAQUAN Singleton.....	SAY-qwan
4	Emmanuel KUAC.....	KWATCH
10	MAKUACH MALUACH ...	muh-KWATCH mal-a-WATCH
13	JAVONTÉ Johnson.....	Juh-VAHN-tay
14	Logan PADGETT.....	PAD-jet
22	VALDIR Manuel.....	val-DEER MAN-well
23	ELOY MEDINA.....	EE-loy muh-DEE-nuh
30	Kurt WEGSCHEIDER.....	VEG-shy-der
35	ASSANE NDIAYE.....	uh-SAHN en-jie

BY ELIGIBILITY

Seniors (2)

3	Keith McGee.....	G
10	Makuach Maluach.....	G/F

Juniors (6)

2	Saquan Singleton.....	G
5	Rod Brown.....	F
20	Clay Patterson.....	G
22	Valdir Manuel.....	F
33	Jordan Arroyo.....	F
35	Assane Ndiaye.....	F

Sophomores (4)

4	Emmanuel Kuac.....	G
11	Jeremiah Francis III.....	PG
14	Logan Padgett.....	F
30	Kurt Wegscheider.....	G

Freshmen (5)

0	Isaiah Marin.....	G
1	Bayron Matos.....	F
12	Daniel Headdings.....	G
13	Javonté Johnson.....	G
23	Eloy Medina.....	G

HOME STATE/COUNTRY

Alabama (1)

14	Logan Padgett.....	F
----	--------------------	---

Alaska (1)

12	Daniel Headdings.....	G
----	-----------------------	---

Arizona (1)

0	Isaiah Marin.....	G
---	-------------------	---

Colorado (1)

13	Javonté Johnson.....	G
----	----------------------	---

New Mexico (3)

20	Clay Patterson.....	G
23	Eloy Medina.....	G
33	Jordan Arroyo.....	F

New York (2)

2	Saquan Singleton.....	G
3	Keith McGee.....	G

Ohio (1)

11	Jeremiah Francis III.....	PG
----	---------------------------	----

Tennessee (1)

5	Rod Brown.....	F
---	----------------	---

Angola (1)

22	Valdir Manuel.....	F
----	--------------------	---

Australia (1)

10	Makuach Maluach.....	G/F
----	----------------------	-----

Canada (1)

4	Emmanuel Kuac.....	G
---	--------------------	---

Central African Republic (1)

30	Kurt Wegscheider.....	G
----	-----------------------	---

Dominican Republic (1)

1	Bayron Matos.....	F
---	-------------------	---

Senegal (1)

35	Assane Ndiaye.....	F
----	--------------------	---

NUMERICAL ROSTER

#	NAME	HT	POS	YR	EXP @ UNM	HOMETOWN (LAST SCHOOL/TEAM)
0	Isaiah Marin	6-5	G	Fr.	HS	Phoenix, Ariz (College Prep Academy)
1	Bayron Matos	6-9	F	R-Fr.	HS	Santo Domingo D.R. (Hamilton Heights C. Acad.)
2	Saquan Singleton	6-6	G	Jr.	TR	Bronx, N.Y. (Hutchinson CC)
3	Keith McGee	6-3	PG	R-Sr.	2L	Rochester, N.Y. (South Plains College)
4	Emmanuel Kuac	6-7	G	So.	1L	Calgary, Alberta, Canada (Kearns HS (Utah))
5	Rod Brown	6-8	F	R-Jr.	TR	Memphis, Tenn. (Pearl River CC/Wichita State)
10	Makuach Maluach	6-7	G/F	Sr.	3L	Sydney, Australia (Newington College)
11	Jeremiah Francis III	6-1	PG	So.	TR	Columbus, Ohio (North Carolina)
12	Daniel Headdings	6-2	G	R-Fr.	HS	Wasilla, Alaska (Wasilla HS)
13	Javonté Johnson	6-6	G	Fr.	HS	Colorado Springs, Colo. (Cheyenne Mtn. HS)
14	Logan Padgett	6-7	F	So.	TR	Homewood, Ala. (Samford)
20	Clay Patterson	6-1	G	R-Jr.	2L	Rio Rancho, N.M. (Fort Lewis)
22	Valdir Manuel	6-10	F	Jr.	TR	Luanda, Angola (Harcum College)
23	Eloy Medina	6-3	G	Fr.	HS	Albuquerque, N.M. (West Mesa HS)
30	Kurt Wegscheider	6-4	G	So.	1L	Bangui, Central African Republic (NBA Academy Africa)
33	Jordan Arroyo	6-7	F	Jr.	2L	Albuquerque, N.M. (Atrisco Heritage Acad.)
35	Assane Ndiaye	7-1	F	Jr.	TR	Dakar, Senegal (Kilgore College)

ALPHABETICAL ROSTER

#	NAME	HT	POS	YR	EXP. @ UNM	HOMETOWN (LAST SCHOOL/TEAM)
33	Jordan Arroyo	6-7	F	Jr.	2L	Albuquerque, N.M. (Atrisco Heritage Acad.)
5	Rod Brown	6-8	F	R-Jr.	TR	Memphis, Tenn. (Pearl River CC/Wichita State)
11	Jeremiah Francis III	6-1	PG	So.	TR	Columbus, Ohio (North Carolina)
12	Daniel Headdings	6-2	G	R-Fr.	HS	Wasilla, Alaska (Wasilla HS)
13	Javonté Johnson	6-6	G	Fr.	HS	Colorado Springs, Colo. (Cheyenne Mtn. HS)
4	Emmanuel Kuac	6-7	G	So.	1L	Calgary, Alberta, Canada (Kearns HS (Utah))
10	Makuach Maluach	6-7	G/F	Sr.	3L	Sydney, Australia (Newington College)
22	Valdir Manuel	6-10	F	Jr.	TR	Luanda, Angola (Harcum College)
0	Isaiah Marin	6-5	G	Fr.	HS	Phoenix, Ariz (College Prep Academy)
1	Bayron Matos	6-9	F	R-Fr.	HS	Santo Domingo D.R. (Hamilton Heights C. Acad.)
3	Keith McGee	6-3	PG	R-Sr.	2L	Rochester, N.Y. (South Plains College)
23	Eloy Medina	6-3	G	Fr.	HS	Albuquerque, N.M. (West Mesa HS)
35	Assane Ndiaye	7-1	F	Jr.	TR	Dakar, Senegal (Kilgore College)
14	Logan Padgett	6-7	F	So.	TR	Homewood, Ala. (Samford)
20	Clay Patterson	6-1	G	R-Jr.	2L	Rio Rancho, N.M. (Fort Lewis)
2	Saquan Singleton	6-6	G	Jr.	TR	Bronx, N.Y. (Hutchinson CC)
30	Kurt Wegscheider	6-4	G	So.	1L	Bangui, Central African Republic (NBA Academy Africa)

STARTERS RETURNING (1)

No.	Name	Pos.	GP-GS	Pts.	Reb.	Ast.	FG%	FT%
10	Makuach Maluach	G/F	33-33	9.6	4.0	1.2	48.0%	72.6%

OTHER LETTERWINNERS RETURNING (5)


No.	Name	Pos.	GP-GS	Pts.	Reb.	Ast.	FG%	FT%
3	Keith McGee	G	31-2	5.9	1.6	0.8	47.3	60.0
4	Emmanuel Kuac	G	19-0	1.5	1.3	0.5	52.2	16.7
20	Clay Patterson	G	9-0	0.7	0.3	0.3	00.0	100.0
30	Kurt Wegscheider	G	17-2	1.9	1.3	0.4	56.0	57.1
33	Jordan Arroyo	F	14-1	1.0	1.2	0.1	41.7	66.7

STARTERS LOST (4)

No.	Name	Pos.	GP-GS	Pts.	Reb.	Ast.	FG%	FT%
0	Zane Martin	G	33-18	10.1	2.9	3.1	41.5	70.5
1	Corey Manigault	F	33-20	12.5	4.5	0.7	54.5	69.8
2	Vance Jackson	G/F	28-28	11.1	5.3	1.3	41.4	71.4
5	JaQuan Lyle	G	29-28	14.9	4.2	4.6	43.0	74.6

OTHER LETTERWINNERS LOST (4) NEWCOMERS (11)

No.	Name	Pos.	No.	Name	Pos.	Exp.
4	Tavian Percy	G	0	Isaiah Marin	G	HS
11	JJ Caldwell	G	1	Bayron Matos	F	HS
14	Vante Hendrix	G	2	Saquan Singleton	G	TR
15	Carlton Bragg	F	5	Rod Brown	F	TR
			11	Jeremiah Francis III	PG	TR
			12	Daniel Headdings	G	HS
			13	Javonté Johnson	G	HS
			14	Logan Padgett	F	TR
			22	Valdir Manuel	F	TR
			23	Eloy Medina	G	HS
			35	Assane Ndiaye	F	TR



Paul Weir

21st Head Coach in UNM Program History
Career Record: 85-64

NOTEWORTHY :

- Named the 21st head coach in program history on April 11, 2017
- First basketball coach to serve as head coach for both New Mexico DI Institutions
- Led 2017-18 Lobos to third in the MW after the team was picked ninth
- Led NMSU to WAC Tournament Championship and NCAA Appearance
- Married to Alma Weir and has two sons, Theodore and Noah

COACHING EXPERIENCE

Head Coach:

New Mexico (2017-present) (56-56)

New Mexico State (2016-17) (28-6)

Associate Head Coach:

New Mexico State (2007-16)

Director of Basketball Operations:

University of Iowa (2005-07)

Assistant Coach:

Northwestern State (La.) (2004-05)

MORE NOTES ON COACH WEIR

- Weir's 28-6 record as a first-year head coach in 2016-17 at NMSU tied for the 10th-most wins by a Division I head coach in NCAA history
- His 28 wins in 2016-17 were the most in Division I for first-year head coaches
- Among those 28 wins was an NMSU school record 20-game win streak that was at the time the longest in the nation
- Has three master's degrees in health and human performance, sports psychology and business administration. Recently completed his doctorate
- Played at York University and became starting point-guard for the Lions as a freshman
- Weir arrived at NM State in 2007 after two seasons as the director of basketball operations at Iowa, where he served under former Lobo head coach Steve Alford

ALMA MATER

York (2004)

WHAT THEY ARE SAYING ABOUT PAUL WEIR

"New Mexico got a guy in Paul Weir that has paid his dues, and immediately showed he can get things done as the head coach. This hire makes sense because Weir knows the landscape and the expectations at UNM. He's a guy who can coach, recruit and connect with players. That's rare these days." - **Jeff Goodman, ESPN**

"Paul Weir handled the transition from assistant coach to head coach about as smoothly as it can be handled -- winning 28 games in his first year after being promoted at New Mexico State. It was similar to what Brad Stevens did immediately after being promoted at Butler. So the Lobos have hired an accomplished coach with a great reputation." - **Gary Parrish, CBS Sports**

2020-21 SEASON STATISTICS

Overall record: 5-11 Conf: 1-11 Home: 0-0 Away: 2-6 Neutral: 3-5

#	Player	gp-gs	min	avg	Total		3-Point		F-Throw		Rebounds				pf	dq	a	to	blk	stl	pts	avg	
					fg	fga	fg%	3fg	3fga	3fg%	ft	fta	ft%	off									def
10	MALUACH, Makua	16-16	477	29.8	85-196	.43	17-61	.27	37-54	.68	17	76	93	5.8	39	0	29	41	8	18	224	14.0	
02	SINGLETON, Saq	16-16	410	25.6	45-105	.42	0-6	.00	48-83	.57	24	51	75	4.7	34	0	49	36	10	17	138	8.6	
22	MANUEL, Valdir	16-5	317	19.8	60-138	.43	5-24	.20	4-8	.50	26	39	65	4.1	25	0	7	17	21	3	129	8.1	
05	BROWN, Rod	16-14	386	24.1	49-104	.47	0-0	.00	31-48	.64	37	43	80	5.0	35	1	21	25	7	6	129	8.1	
03	MCGEE, Keith	8-0	120	15.0	18-42	.42	11-29	.37	0-0	.00	5	12	17	2.1	8	0	5	9	1	2	47	5.9	
01	MATOS, Bayron	16-11	307	19.2	38-79	.48	0-0	.00	16-38	.42	39	29	68	4.3	30	0	5	16	9	3	92	5.8	
11	FRANCIS III, Jere	15-9	302	20.1	26-101	.25	8-47	.17	15-21	.71	4	24	28	1.9	11	0	26	27	0	9	75	5.0	
04	KUAC, Emmanuel	15-2	236	15.7	16-53	.30	10-35	.28	1-3	.33	12	37	49	3.3	30	0	5	18	4	6	43	2.9	
30	WEGSCHEIDER, J	15-3	203	13.5	16-34	.47	3-9	.33	8-11	.72	19	26	45	3.0	17	0	7	7	1	12	43	2.9	
00	MARIN, Isaiah	13-3	149	11.5	11-40	.27	7-22	.31	5-8	.62	5	19	24	1.8	30	2	18	15	0	6	34	2.6	
13	JOHNSON, Javont	16-1	174	10.9	13-43	.30	4-20	.20	9-13	.69	7	12	19	1.2	15	0	5	3	0	4	39	2.4	
12	HEADINGS, Dan	4-0	6	1.5	2-2	1.000	1-1	1.000	1-1	1.000	0	1	1	0.3	1	0	1	0	0	0	6	1.5	
14	PADGETT, Logan	6-0	36	6.0	3-10	.30	1-4	.25	0-0	.00	4	5	9	1.5	0	0	2	2	1	2	7	1.2	
21	DORSEY, Nolan	8-0	65	8.1	3-10	.30	1-5	.20	0-0	.00	1	4	5	0.6	1	0	2	4	0	2	7	0.9	
20	PATTERSON, Cla	7-0	27	3.9	1-7	.14	1-6	.16	1-2	.50	0	3	3	0.4	3	0	2	1	0	1	4	0.6	
23	MEDINA, Eloy	3-0	6	2.0	0-3	.00	0-3	.00	0-0	.00	0	1	1	0.3	0	0	0	0	0	0	0	0.0	
33	ARROYO, Jordan	2-0	4	2.0	0-0	.00	0-0	.00	0-0	.00	1	0	1	0.5	0	0	0	0	0	0	0	0.0	
Team											26	24	50	12									
Total.....		16	3225		386-967	.39	69-272	.25	176-290	.60	227	406	633	39.6	279	3	184	233	62	91	101	63.6	
Opponents.....		16	3225		396-914	.43	132-387	.34	193-286	.67	157	406	563	35.2	286	-	223	211	48	122	111	69.8	

TEAM STATISTICS	NM	OPP	Date	Opponent	Score	Att.
SCORING	1017	1117	12/13/20	at Rice	w 72-61	0
Points per game	63.6	69.8	12/15/20	vs Our Lady of the Lake	w 104-65	0
Scoring margin	-6.2	-	12/17/20	vs LeTourneau	w 90-58	0
FIELD GOALS-ATT	386-967	396-914	* 12/21/20	at Boise St.	L 53-77	0
Field goal pct	.399	.433	* 12/23/20	at Boise St.	L 52-89	0
3 POINT FG-ATT	69-272	132-387	* 12/31/20	vs Nevada	L 54-68	0
3-point FG pct	.254	.341	* 01/02/21	vs Nevada	L 74-84	0
3-pt FG made per gam	4.3	8.3	* 01/06/21	vs Utah State	L 45-77	0
FREE THROWS-ATT	176-290	193-286	* 01/08/21	vs Utah State	L 46-82	0
Free throw pct	.607	.675	01/13/21	at Dixie St.	w 72-63	771
F-Throws made per ga	11.0	12.1	* 01/16/21	at UNLV	L 54-77	0
REBOUNDS	633	563	* 01/18/21	at UNLV	L 46-53	0
Rebounds per game	39.6	35.2	* 01/21/21	vs San José State	w 67-51	0
Rebounding margin	+4.4	-	* 01/23/21	vs San José State	L 71-83	0
ASSISTS	184	223	* 01/28/21	at Fresno State	Lot 62-64	0
Assists per game	11.5	13.9	* 01/30/21	at Fresno State	L 55-65	0
TURNOVERS	233	211	* 2/3/21	SAN DIEGO STATE	TBA	
Turnovers per game	14.6	13.2	* 2/5/21	SAN DIEGO STATE	7 p.m. MT	
Turnover margin	-1.4	-	* 2/9/21	at Colorado State	TBA	
Assist/turnover ratio	0.8	1.1	* 2/11/21	at Colorado State	TBA	
STEALS	91	122	* 2/17/21	WYOMING	TBA	
Steals per game	5.7	7.6	* 2/19/20	WYOMING	TBA	
BLOCKS	62	48	* 2/22/21	at Air Force	TBA	
Blocks per game	3.9	3.0	* 2/24/21	at Air Force	TBA	
ATTENDANCE	0	771				
Home games-Avg/Gam	0-0	8-96				
Neutral site-Avg/Game	-	8-0				

Score by Periods	1st	2nd	OT	Totals
New Mexico	465	543	9	1017
Opponents	517	589	11	1117

2020-21 MOUNTAIN WEST STATISTICS

Overall record: 1-11 Conf: 1-11 Home: 0-0 Away: 0-6 Neutral: 1-5

##	Player	gp-gs	min	avg	Total		3-Point		F-Throw		Rebounds				pf	dq	a	to	blk	stl	pts	avg
					fg-fga	fg%	3fg-fga	3fg%	ft-fta	ft%	off	def	tot	avg								
10	MALUACH, Makua	12-12	373	31.1	60-152	.39	13-55	.23	24-34	.70	5	52	57	4.8	32	0	23	36	4	15	157	13.1
02	SINGLETON, Saq	12-12	309	25.8	31-80	.38	0-5	.00	35-62	.56	14	32	46	3.8	26	0	35	31	5	16	97	8.1
22	MANUEL, Valdir	12-4	248	20.7	43-102	.42	4-19	.21	3-6	.50	16	25	41	3.4	19	0	3	11	15	2	93	7.8
03	MCGEE, Keith	5-0	77	15.4	14-28	.50	10-21	.47	0-0	.00	2	6	8	1.6	5	0	2	3	0	2	38	7.6
05	BROWN, Rod	12-11	292	24.3	28-72	.38	0-0	.00	25-40	.62	23	26	49	4.1	30	1	16	21	3	6	81	6.8
11	FRANCIS III, Jere	11-5	220	20.0	21-69	.30	7-30	.23	10-14	.71	3	14	17	1.5	7	0	18	21	0	4	59	5.4
01	MATOS, Bayron	12-9	229	19.1	20-45	.44	0-0	.00	12-29	.41	26	20	46	3.8	26	0	1	7	4	2	52	4.3
30	WEGSCHEIDER, J	12-3	168	14.0	13-26	.50	3-8	.37	6-8	.75	16	21	37	3.1	15	0	6	4	1	7	35	2.9
13	JOHNSON, Javont	12-1	125	10.4	7-30	.23	3-15	.20	6-7	.85	5	7	12	1.0	13	0	2	3	0	1	23	1.9
04	KUAC, Emmanuel	12-0	182	15.2	7-35	.20	6-26	.23	0-1	.00	8	25	33	2.8	25	0	2	14	2	4	20	1.7
12	HEADDINGS, Dan	2-0	1	0.5	1-1	1.000	1-1	1.000	0-0	.00	0	0	0	0.0	0	0	0	0	0	0	3	1.5
21	DORSEY, Nolan	5-0	44	8.8	3-7	.42	1-4	.25	0-0	.00	1	1	2	0.4	1	0	1	3	0	2	7	1.4
00	MARIN, Isaiah	10-3	118	11.8	4-31	.12	3-17	.17	2-4	.50	4	13	17	1.7	23	1	16	12	0	6	13	1.3
20	PATTERSON, Cla	4-0	11	2.8	0-3	.00	0-3	.00	1-2	.50	0	1	1	0.3	0	0	0	0	0	1	1	0.3
14	PADGETT, Logan	4-0	23	5.8	0-5	.00	0-3	.00	0-0	.00	2	4	6	1.5	0	0	1	2	1	1	0	0.0
23	MEDINA, Eloy	1-0	1	1.0	0-1	.00	0-1	.00	0-0	.00	0	0	0	0.0	0	0	0	0	0	0	0	0.0
33	ARROYO, Jordan	2-0	4	2.0	0-0	.00	0-0	.00	0-0	.00	1	0	1	0.5	0	0	0	0	0	0	0	0.0
Team											19	15	34				11					
Total.....		12	2425		252-687	.36	51-208	.24	124-207	.59	145	262	407	33.9	222	2	126	179	35	69	679	56.6
Opponents.....		12	2425		310-651	.47	90-256	.35	160-235	.68	115	326	441	36.8	213	-	173	163	38	95	870	72.5

TEAM STATISTICS	NM	OPP	Date	Opponent	Score	Att.
SCORING	679	870	* 12/21/20	at Boise St.	L 53-77	0
Points per game	56.6	72.5	* 12/23/20	at Boise St.	L 52-89	0
Scoring margin	-15.9	-	* 12/31/20	vs Nevada	L 54-68	0
FIELD GOALS-ATT	252-687	310-651	* 01/02/21	vs Nevada	L 74-84	0
Field goal pct	.367	.476	* 01/06/21	vs Utah State	L 45-77	0
3 POINT FG-ATT	51-208	90-256	* 01/08/21	vs Utah State	L 46-82	0
3-point FG pct	.245	.352	* 01/16/21	at UNLV	L 54-77	0
3-pt FG made per gam	4.3	7.5	* 01/18/21	at UNLV	L 46-53	0
FREE THROWS-ATT	124-207	160-235	* 01/21/21	vs San José State	w 67-51	0
Free throw pct	.599	.681	* 01/23/21	vs San José State	L 71-83	0
F-Throws made per ga	10.3	13.3	* 01/28/21	at Fresno State	Lot 62-64	0
REBOUNDS	407	441	* 01/30/21	at Fresno State	L 55-65	0
Rebounds per game	33.9	36.8	* 2/3/21	SAN DIEGO STATE	TBA	
Rebounding margin	-2.8	-	* 2/5/21	SAN DIEGO STATE	7 p.m. MT	
ASSISTS	126	173	* 2/9/21	at Colorado State	TBA	
Assists per game	10.5	14.4	* 2/11/21	at Colorado State	TBA	
TURNOVERS	179	163	* 2/17/21	WYOMING	TBA	
Turnovers per game	14.9	13.6	* 2/19/20	WYOMING	TBA	
Turnover margin	-1.3	-	* 2/22/21	at Air Force	TBA	
Assist/turnover ratio	0.7	1.1	* 2/24/21	at Air Force	TBA	
STEALS	69	95				
Steals per game	5.8	7.9	* - MW game			
BLOCKS	35	38				
Blocks per game	2.9	3.2				
ATTENDANCE	0	0				
Home games-Avg/Gam	0-0	6-0				
Neutral site-Avg/Game	-	6-0				

Score by Periods	1st	2nd	OT	Totals
New Mexico	315	355	9	679
Opponents	410	449	11	870

2020-21 Extended Season Statistics - All Games

RECORD:	OVERALL	HOME	AWAY	NEUTRAL
ALL GAMES	5-11	0-0	2-6	3-5
CONFERENCE	1-11	0-0	0-6	1-5
NON-CONFERENCE	4-0	0-0	2-0	2-0

#	Player	gp-gs	min	Total		3-Point		F-Throw		Rebounds		avg	pf	dq	a	a/g	to	to/g	a/to	blk	blk/g	stl	stl/g	pts	avg	
				fg	fga	fg%	3fg	3fga	3fg%	ft	fta															ft%
10	MALUACH, Makuach	16-16	477	29.8	85-196	.43	17-61	.27	37-54	.68	17	76	93	5.8	39	0	29	1.81	41	2.56	0.71	8	0.50	181.13	224	14.0
02	SINGLETON, Saqua	16-16	410	25.6	45-105	.42	0-6	.00	48-83	.57	24	51	75	4.7	34	0	49	3.06	36	2.25	1.36	10	0.63	171.06	138	8.6
22	MANUEL, Valdir	16-5	317	19.8	60-138	.43	5-24	.20	4-8	.50	26	39	65	4.1	25	0	7	0.44	17	1.06	0.41	21	1.31	30.19	129	8.1
05	BROWN, Rod	16-14	386	24.1	49-104	.47	0-0	.00	31-48	.64	37	43	80	5.0	35	1	21	1.31	25	1.56	0.84	7	0.44	60.38	129	8.1
03	MCGEE, Keith	8-0	120	15.0	18-42	.42	11-29	.37	0-0	.00	5	12	17	2.1	8	0	5	0.63	9	1.13	0.56	1	0.13	20.25	47	5.9
01	MATOS, Bayron	16-11	307	19.2	38-79	.48	0-0	.00	16-38	.42	39	29	68	4.3	30	0	5	0.31	16	1.00	0.31	9	0.56	30.19	92	5.8
11	FRANCIS III, Jeremia	15-9	302	20.1	26-101	.25	8-47	.17	15-21	.71	4	24	28	1.9	11	0	26	1.73	27	1.80	0.96	0	0.00	90.60	75	5.0
04	KUAC, Emmanuel	15-2	236	15.7	16-53	.30	10-35	.28	1-3	.33	12	37	49	3.3	30	0	5	0.33	18	1.20	0.28	4	0.27	60.40	43	2.9
30	WEGSCHEIDER, Ku	15-3	203	13.5	16-34	.47	3-9	.33	8-11	.72	19	26	45	3.0	17	0	7	0.47	7	0.47	1.00	1	0.07	120.80	43	2.9
00	MARIN, Isaiah	13-3	149	11.5	11-40	.27	7-22	.31	5-8	.62	5	19	24	1.8	30	2	18	1.38	15	1.15	1.20	0	0.00	60.46	34	2.6
13	JOHNSON, Javonte	16-1	174	10.9	13-43	.30	4-20	.20	9-13	.69	7	12	19	1.2	15	0	5	0.31	3	0.19	1.67	0	0.00	40.25	39	2.4
12	HEADINGS, Daniel	4-0	6	1.5	2-2	1.000	1-1	1.000	1-1	1.000	0	1	1	0.3	1	0	1	0.25	0	0.00	99.00	0	0.00	0.00	6	1.5
14	PADGETT, Logan	6-0	36	6.0	3-10	.30	1-4	.25	0-0	.00	4	5	9	1.5	0	0	2	0.33	2	0.33	1.00	1	0.17	20.33	7	1.2
21	DORSEY, Nolan	8-0	65	8.1	3-10	.30	1-5	.20	0-0	.00	1	4	5	0.6	1	0	2	0.25	4	0.50	0.50	0	0.00	20.25	7	0.9
20	PATTERSON, Clay	7-0	27	3.9	1-7	.14	1-6	.16	1-2	.50	0	3	3	0.4	3	0	2	0.29	1	0.14	2.00	0	0.00	10.14	4	0.6
23	MEDINA, Eloy	3-0	6	2.0	0-3	.00	0-3	.00	0-0	.00	0	1	1	0.3	0	0	0	0.00	0	0.00	0.00	0	0.00	0.00	0	0.0
33	ARROYO, Jordan	2-0	4	2.0	0-0	.00	0-0	.00	0-0	.00	1	0	1	0.5	0	0	0	0.00	0	0.00	0.00	0	0.00	0.00	0	0.0
Total.....		16	3225		386-967	.39	69-272	.25	176-290	.60	227	406	633	39.6	279	3	184	11.50	233	14.56	0.79	62	3.88	915.69	101	63.6
Opponents.....		16	3225		396-914	.43	132-387	.34	193-286	.67	157	406	563	35.2	286	-	223	13.94	211	13.19	1.06	48	3.00	1227.63	111	69.8

2020-21 Season Metrics

#	Player	Min	AST%	EFG%	TS%	Usg%	DRB%	ORB%	TRB%
33	ARROYO, Jordan	4	0.0	.000	.000	0.0	0.0	25.5	13.5
05	BROWN, Rod	386	11.5	.471	.516	18.9	12.8	9.8	11.2
21	DORSEY, Nolan	65	5.6	.350	.350	10.5	7.1	1.6	4.1
11	FRANCIS III, Jeremiah	302	16.8	.297	.340	22.1	9.1	1.3	5.0
12	HEADINGS, Daniel	6	62.9	1.250	1.230	19.8	19.1	0.0	9.0
13	JOHNSON, Javonte	174	5.5	.349	.400	14.4	7.9	4.1	5.9
04	KUAC, Emmanuel	236	4.0	.396	.396	14.9	18.0	5.2	11.2
10	MALUACH, Makuach	477	14.5	.477	.510	26.6	18.3	3.6	10.5
22	MANUEL, Valdir	317	5.4	.453	.456	24.3	14.1	8.4	11.1
00	MARIN, Isaiah	149	23.0	.363	.391	19.1	14.6	3.4	8.7
01	MATOS, Bayron	307	3.4	.481	.481	17.7	10.8	12.9	11.9
03	MCGEE, Keith	120	9.3	.560	.560	20.6	11.5	4.2	7.6
23	MEDINA, Eloy	6	0.0	.000	.000	24.3	19.1	0.0	9.0
14	PADGETT, Logan	36	10.8	.350	.350	16.2	15.9	11.3	13.5
20	PATTERSON, Clay	27	13.2	.214	.254	16.0	12.7	0.0	6.0
02	SINGLETON, Saquan	410	24.5	.429	.488	21.0	14.3	6.0	9.9
30	WEGSCHEIDER, Kurt	203	6.6	.515	.554	11.0	14.7	9.5	12.0

Estimated possessions: 1110.6
 Team offensive rating (ORtg): 91.6
 Team defensive rating (DRtg): 100.6

AST% - An estimate of the pct of teammate field goals assisted while on the floor
 EFG% - Effective FG% (adjusts to include additional points from 3FGs)
 TS% - True Shooting% (takes into account field goals, 3-point field goals, and free throws)
 Usg% - An estimate of the pct of team plays used while on the floor
 DRB% - An estimate of the pct of available defensive rebounds grabbed while on the floor

2020-21 SEASON STATISTICS

2020-21 UNM Team Game-by-Game

Opponent	Date	Score	W	Total		3-Pointers		Free throws		Rebounds					pts	avg				
				fg-fga	pct	3fg-fga	pct	ft-fta	pct	off	def	tot	avg	pf			a	t/o	blk	stl
at Rice	12/13/	72-61	W	29-66	.43	4-17	.23	10-13	.76	19	30	49	49.0	16	12	15	3	6	72	72.0
vs Our Lady of the Lak	12/15/	104-65	W	40-67	.59	10-23	.43	14-23	.60	14	34	48	48.5	12	21	14	9	10	104	88.0
vs LeTourneau	12/17/	90-58	W	38-83	.45	2-12	.16	12-24	.50	32	47	79	58.7	10	16	15	4	5	90	88.7
at Boise St.	12/21/	53-77	L	19-56	.33	5-15	.33	10-19	.52	11	18	29	51.2	18	8	13	1	3	53	79.8
at Boise St.	12/23/	52-89	L	18-54	.33	1-9	.11	15-21	.71	10	16	26	46.2	13	3	18	2	4	52	74.2
vs Nevada	12/31/	54-68	L	18-58	.31	3-14	.21	15-35	.42	18	27	45	46.0	23	13	16	3	6	54	70.8
vs Nevada	01/02/	74-84	L	23-51	.45	9-23	.39	19-29	.65	11	17	28	43.4	23	16	8	0	4	74	71.3
vs Utah State	01/06/	45-77	L	15-56	.26	5-21	.23	10-14	.71	9	20	29	41.6	17	5	18	5	7	45	68.0
vs Utah State	01/08/	46-82	L	19-61	.31	5-21	.23	3-4	.75	6	16	22	39.4	17	8	14	4	6	46	65.6
at Dixie St.	01/13/	72-63	W	27-64	.42	2-12	.16	16-23	.69	17	33	50	40.5	19	9	10	11	1	72	66.2
at UNLV	01/16/	54-77	L	17-51	.33	3-18	.16	17-23	.73	11	20	31	39.6	18	13	14	1	4	54	65.1
at UNLV	01/18/	46-53	L	17-49	.34	6-21	.28	6-12	.50	10	26	36	39.3	19	10	20	3	9	46	63.5
vs San José State	01/21/	67-51	W	27-63	.42	3-17	.17	10-13	.76	12	27	39	39.3	14	12	9	3	10	67	63.8
vs San José State	01/23/	71-83	L	31-62	.50	5-17	.29	4-9	.44	14	25	39	39.3	22	26	15	6	3	71	64.3
at Fresno State	01/28/	62-64	Lot	25-61	.41	1-9	.11	11-19	.57	14	29	43	39.5	20	4	18	5	6	62	64.1
at Fresno State	01/30/	55-65	L	23-65	.35	5-23	.21	4-9	.44	19	21	40	39.6	18	8	16	2	7	55	63.6
New Mexico		1017		386-967	.399	69-272	.254	176-290	.607	227	406	633	39.6	279	184	233	62	91	1017	63.6
Opponents		1117		396-914	.433	132-387	.341	193-286	.675	157	406	563	35.2	286	223	211	48	122	1117	69.8

Games played: 16
 Points/game: 63.6
 FG Pct: 39.9
 3FG Pct: 25.4
 FT Pct: 60.7

Rebounds/game: 39.6
 Assists/game: 11.5
 Turnovers/game: 14.6
 Assist/turnover ratio: 0.8
 Steals/game: 5.7
 Blocks/game: 3.9

2020-21 Opponent Game-by-Game

Opponent	Date	Score	W	Total		3-Pointers		Free throws		Rebounds					pts	avg				
				fg-fga	pct	3fg-fga	pct	ft-fta	pct	off	def	tot	avg	pf			a	t/o	blk	stl
at Rice	12/13/	72-61	W	19-56	.33	13-35	.37	10-16	.62	10	20	30	30.0	15	11	15	0	5	61	61.0
vs Our Lady of the Lak	12/15/	104-65	W	23-62	.37	10-28	.35	9-11	.81	6	15	21	25.5	19	13	18	4	7	65	63.0
vs LeTourneau	12/17/	90-58	W	22-79	.27	11-44	.25	3-5	.60	11	21	32	27.7	19	10	8	5	9	58	61.3
at Boise St.	12/21/	53-77	L	30-52	.57	5-15	.33	12-20	.60	8	27	35	29.5	20	19	12	5	10	77	65.2
at Boise St.	12/23/	52-89	L	36-60	.60	11-22	.50	6-9	.66	8	28	36	30.8	20	23	13	4	8	89	70.0
vs Nevada	12/31/	54-68	L	20-52	.38	4-18	.22	24-31	.77	10	32	42	32.7	28	5	15	4	7	68	69.7
vs Nevada	01/02/	74-84	L	25-51	.49	13-25	.52	21-25	.84	8	21	29	32.1	26	17	9	1	5	84	71.7
vs Utah State	01/06/	45-77	L	28-57	.49	4-16	.25	17-21	.81	11	30	41	33.2	12	16	15	10	7	77	72.4
vs Utah State	01/08/	46-82	L	32-63	.50	7-16	.43	11-17	.64	18	35	53	35.4	8	20	17	5	6	82	73.4
at Dixie St.	01/13/	72-63	W	22-66	.33	8-24	.33	11-19	.57	15	24	39	35.8	20	16	7	1	6	63	72.4
at UNLV	01/16/	54-77	L	29-57	.50	10-27	.37	9-12	.75	10	26	36	35.8	18	18	12	2	8	77	72.8
at UNLV	01/18/	46-53	L	18-49	.36	6-20	.30	11-16	.68	9	27	36	35.8	18	8	15	3	8	53	71.2
vs San José State	01/21/	67-51	W	20-50	.40	3-20	.15	8-15	.53	6	27	33	35.6	14	5	15	1	6	51	69.6
vs San José State	01/23/	71-83	L	31-58	.53	10-23	.43	11-23	.47	9	20	29	35.1	15	14	7	0	10	83	70.6
at Fresno State	01/28/	62-64	Lot	21-59	.35	10-30	.33	12-22	.54	13	28	41	35.5	21	14	17	0	11	64	70.1
at Fresno State	01/30/	55-65	L	20-43	.46	7-24	.29	18-24	.75	5	25	30	35.2	13	14	16	3	9	65	69.8
Opponents		1117		396-914	.433	132-387	.341	193-286	.675	157	406	563	35.2	286	223	211	48	122	1117	69.8
New Mexico		1017		386-967	.399	69-272	.254	176-290	.607	227	406	633	39.6	279	184	233	62	91	1017	63.6

Games played: 16
 Points/game: 69.8
 FG Pct: 43.3
 3FG Pct: 34.1
 FT Pct: 67.5

Rebounds/game: 35.2
 Assists/game: 13.9
 Turnovers/game: 13.2
 Assist/turnover ratio: 1.1
 Steals/game: 7.6
 Blocks/game: 3.0

2020-21 SEASON STATISTICS

2020-21 Game-by-Game Highs

Opponent	Date	Score	Points	Rebounds	Assists	Steals	Blocked shots
at Rice	12/13/2	72-61	23-MALUACH, M	12-MALUACH, M	4-SINGLETON, S	3-FRANCIS III,Je	1-SINGLETON, S MCGEE, Keith MATOS, Bayron
vs Our Lady of the Lak	12/15/2	104-6	17-MALUACH, M	10-SINGLETON,	4-SINGLETON, S FRANCIS III,Jer	3-MALUACH, Ma	3-MATOS, Bayro
vs LeTourneau	12/17/2	90-58	16-MATOS, Bayro	12-MALUACH, M	3-MALUACH, Ma	3-WEGSCHEIDE	1-MANUEL, Valdi MALUACH, Mak BROWN, Rod MATOS, Bayron
at Boise St.	12/21/2	53-77	13-MALUACH, M	4-KUAC, Emman SINGLETON, S	3-SINGLETON, S	1-MCGEE, Keith WEGSCHEIDE KUAC, Emmanu	1-MANUEL, Valdi
at Boise St.	12/23/2	52-89	8-SINGLETON, S MALUACH, Mak BROWN, Rod	5-WEGSCHEIDE	1-BROWN, Rod MARIN, Isaiah WEGSCHEIDE	2-MALUACH, Ma SINGLETON, S	1-MALUACH, Ma KUAC, Emmanu
vs Nevada	12/31/2	54-68	15-MALUACH, M	11-BROWN, Rod	4-BROWN, Rod SINGLETON, S	3-SINGLETON, S	1-SINGLETON, S KUAC, Emmanu BROWN, Rod
vs Nevada	01/02/2	74-84	14-MCGEE, Keith	6-MALUACH, Ma	5-MALUACH, Ma	1-FRANCIS III,Je SINGLETON, S MALUACH, Mak MCGEE, Keith	None
vs Utah State	01/06/2	45-77	10-MCGEE, Keith	5-MALUACH, Ma	2-FRANCIS III,Je	2-BROWN, Rod MALUACH, Mak	3-MANUEL, Valdi
vs Utah State	01/08/2	46-82	13-MALUACH, M	4-MANUEL, Valdi	3-FRANCIS III,Je	2-MALUACH, Ma	2-MALUACH, Ma
at Dixie St.	01/13/2	72-63	17-SINGLETON,	12-BROWN, Rod	4-SINGLETON, S	1-SINGLETON, S	4-MANUEL, Valdi SINGLETON, S
at UNLV	01/16/2	54-77	13-MALUACH, M	7-MATOS, Bayro	4-FRANCIS III,Je	1-DORSEY, Nola MALUACH, Mak MARIN, Isaiah FRANCIS III,Jer	1-MANUEL, Valdi
at UNLV	01/18/2	46-53	11-SINGLETON,	8-MALUACH, Ma	6-SINGLETON, S	4-SINGLETON, S	2-MANUEL, Valdi
vs San José State	01/21/2	67-51	25-MALUACH, M	6-WEGSCHEIDE MALUACH, Mak	5-SINGLETON, S	4-MALUACH, Ma	2-MANUEL, Valdi
vs San José State	01/23/2	71-83	25-MANUEL, Vald	7-MANUEL, Valdi BROWN, Rod	11-SINGLETON,	1-SINGLETON, S MARIN, Isaiah MANUEL, Valdir	4-MANUEL, Valdi
at Fresno State	01/28/2	62-64	24-MALUACH, M	10-SINGLETON,	1-BROWN, Rod SINGLETON, S MALUACH, Mak MANUEL, Valdir	2-MALUACH, Ma	2-MATOS, Bayro
at Fresno State	01/30/2	55-65	11-MALUACH, M	8-WEGSCHEIDE MALUACH, Mak	3-MALUACH, Ma	4-WEGSCHEIDE	1-MANUEL, Valdi SINGLETON, S

LAST TIME OUT

JAN. 30, 2021 - NEW MEXICO 55, FRESNO STATE 65 - Fresno, Calif.

Men's Basketball Swept at Fresno State

FRESNO, Calif. — Following a tough, overtime loss against Fresno State on Thursday, The University of New Mexico men's basketball team dropped the series finale with the Bulldogs on Saturday by a score of 65-55. The Lobos kept it close into the final minutes in the game that had five lead changes.

UNM falls to 5-11 (1-11 MW) while Fresno State improves to 7-6, 5-6 in conference play.

The Lobos were led by three players scoring in double figures including senior Makuach Maluach (11 points) and sophomores Jeremiah Francis III and Kurt Wegscheider who collected 10 points apiece. Saturday marks the second straight double-figure scoring game for Francis and Wegscheider's first of his career.

The Lobos got out to an early six-point lead that included a Francis three, but Fresno State responded with a pair of early threes from sophomore Deon Stroud and junior Junior Ballard with in the first five minutes to erase the Lobo advantage and tie the game.

Fresno State eventually hit seven from behind the arc on the night, four of which came from Ballard.

New Mexico's Francis went 2-for-4 in the first half from 3-point range to lead UNM with six points, along with Maluach and junior Rod Brown who also registered six points apiece. Fresno State's Ballard went 3-for-5 from deep through the first 20 minutes to lead all players on the floor with nine points.

Through the first half, Maluach posted six points, four rebounds and three assists.

For the second straight game, the teams were tied at the half, this time with 28 points.

The Lobos scored four straight to open the second half on junior Valdir Manuel's first points of the game before Fresno State went on a 6-0 run over 1:10, forcing UNM head coach Paul Weir to call a timeout to regroup.

Fresno State extended the run to eight on a pair of free throws out of the timeout to take a four-point lead, 36-32.

UNM scored four straight on a jumper by Francis and a layup from Wegscheider to tie it up for the final time 36-36.

The Bulldogs quickly responded with a five-point lead and they never trailed again.

Another Wegscheider three with 2:36 to go made it a one-possession game, 57-54, but the Bulldogs visited the foul line and went 8-for-8 over the last two minutes for the 10-point final.

Fresno State outshot UNM 46.5 – 35.4 percent while the Lobos outrebounded the Bulldogs 40-30 including 19-5 in offensive boards. Fresno State also made 18 free throws to just four for the Lobos.

New Mexico is set to return to action on Wednesday, Feb. 3 against San Diego State in Lubbock, Texas. The game will be televised on FS1 at 9 p.m. MT.

		Official Basketball Box Score -- Game Totals -- Final Statistics										New Mexico vs Fresno State			
		01/30/21 4 p.m. PT at Save Mart Center --- Fresno, Calif.										New Mexico 55 • 5-11, 1-11 MW			
#	Player	Total		3-Ptr		Rebounds		PF	TP	A	TO	Blk	Stl	Min	
		FG	FGA	FG	FGA	Off	Def								Tot
05	BROWN, Rod	f	3-5	0-0	0-0	1	4	5	1	6	0	0	0	24	
10	MALUACH, Makuach	f	5-17	1-9	0-2	0	8	8	3	11	3	0	0	36	
02	SINGLETON, Saquan	g	1-8	0-2	4-7	3	3	6	3	6	1	5	1	29	
11	FRANCIS III, Jeremiah	g	4-13	2-7	0-0	1	0	1	0	10	1	4	0	28	
22	MANUEL, Valdir	g	3-9	0-1	0-0	4	1	5	2	6	1	2	1	28	
01	MATOS, Bayron		1-3	0-0	0-0	2	0	2	3	2	0	1	0	11	
04	KUAC, Emmanuel		0-0	0-0	0-0	1	0	1	2	0	0	1	0	8	
13	JOHNSON, Javonte		2-4	0-1	0-0	1	0	1	0	4	1	0	0	10	
20	PATTERSON, Clay		0-0	0-0	0-0	0	0	0	0	0	0	0	0	2	
30	WEGSCHEIDER, Kurt		4-6	2-3	0-0	5	3	8	4	10	1	1	0	24	
Team							1		2						
Totals			23-65	5-23	4-9	19	21	40	18	55	8	16	2	7	
FG % 1st Half:		12-27	44.4%	2nd half:	11-38	28.9%	Game:		23-65	35.4%			Deadball		
3FG % 1st Half:		3-8	37.5%	2nd half:	2-15	13.3%	Game:		5-23	21.7%			Rebounds		
FT % 1st Half:		1-3	33.3%	2nd half:	3-6	50.0%	Game:		4-9	44.4%			3		
		Fresno State 65 • 7-6, 5-6 MW													
#	Player	Total		3-Ptr		Rebounds		PF	TP	A	TO	Blk	Stl	Min	
		FG	FGA	FG	FGA	Off	Def								Tot
10	ROBINSON, Orlando	f	3-5	0-0	0-0	1	4	5	5	6	2	2	3	1	
25	HOLLAND, Anthony	f	2-8	2-7	4-4	2	3	5	2	10	1	1	0	32	
03	HILL, Isaiah	g	1-5	1-4	4-4	0	2	2	1	7	5	5	0	29	
04	BALLARD, Junior	g	5-8	4-6	2-2	0	2	2	2	16	2	1	0	35	
13	STROUD, Deon	g	3-7	0-3	7-8	2	5	7	3	13	0	6	0	26	
00	HARDING, Kyle		3-4	0-1	0-1	0	3	3	0	6	3	1	0	16	
05	CAMPBELL, Jordan		1-2	0-1	0-0	0	0	0	0	2	0	0	0	13	
22	WHITAKER, Destin		0-2	0-2	0-0	0	0	0	0	0	0	0	0	3	
23	COLIMERO, Leo		0-0	0-0	0-2	0	1	1	0	0	1	0	0	8	
34	MEAH, Braxton		2-2	0-0	1-3	0	0	0	0	5	0	0	0	10	
Team							0		5						
Totals			20-43	7-24	18-24	5	25	30	13	65	14	16	3	9	
FG % 1st Half:		11-22	50.0%	2nd half:	9-21	42.9%	Game:		20-43	46.5%			Deadball		
3FG % 1st Half:		5-13	38.5%	2nd half:	2-11	18.2%	Game:		7-24	29.2%			Rebounds		
FT % 1st Half:		1-5	20.0%	2nd half:	17-19	89.5%	Game:		18-24	75.0%			3		
Officials: Deron White, Doran Gotschall, Eric Anderson															
Technical fouls: New Mexico-None, Fresno State-None.															
Attendance:															
Score by periods				1st	2nd	Total									
New Mexico				28	27	55									
Fresno State				28	37	65									
Points															
		In		Off		2nd		Fast							
		Paint		T/O		Chance		Break		Bench					
NM		28		15		12		8		16					
FS		24		17		6		8		13					
Last FG - NM 2nd-02:36, FS 2nd-05:38.															
Largest lead - NM by 6 1st-18:39, FS by 10 2nd-00:02.															
NM led for 14:31, FS led for 21:35, Game was tied for 03:32.															
Score tied - 4 times.															
Lead changed - 5 times.															

OPPONENT NUMERICAL ROSTER/STATS

WYOMING 2020-21 ROSTER

No.	Name	Pos.	Ht./Wt.	Cl.	Hometown / Previous School
0	Drake Jeffries	G	6-5/185	Jr.	Mattoon, Ill., / Indian Hills Community College
1	Marcus Williams	G	6-2/180	Fr.	Dickinson, Texas / Dickinson
3	Kwane Marble II	G	6-6/195	So.	Denver, Colo. / East HS
10	Hunter Thompson	F	6-10/235	Jr.	Pine Bluffs, Wyo. / Pine Bluffs
11	Eoin Nelson	F	6-10/225	So.	Dublin, Ireland / Otero Junior College
20	Terrin Dickey	F	6-7/185	Fr.	Albuquerque, N.M. / Volcano Vista HS
22	Kenny Foster	G	6-5/190	So.	Aurora, Colo. / Smoky Hill HS
24	Hunter Maldonado	G	6-7/200	Jr.	Colorado Springs, Colo. / Vista Ridge
25	Jeremiah Oden	F	6-8/180	Fr.	Chicago, Ill. / Sunrise Christian Academy
30	Brendan Wenzel	G	6-7/212	R-Fr.	San Antonio, Texas / Utah
33	Graham Ike	F	6-9/245	Fr.	Aurora, Colo. / Overland
53	Xavier DuSell	G	6-4/190	Fr.	Scottsdale, Ariz. / Arizona Compass Prep
55	John Grigsby	F	6-9/215	Fr.	Louisville, Colo. / Park Center

WYOMING 2020-21 STATISTICS



2020-21 Wyoming Men's Basketball Combined Team Statistics All games

Page 1/1
as of Feb 07, 2021

Game Records

Record	Overall	Home	Away	Neutral
ALL GAMES	10-9	6-5	4-4	0-0
CONFERENCE	4-8	2-4	2-4	0-0
NON-CONFERENCE	6-1	4-1	2-0	0-0

Score by Periods

Team	1st	2nd	OT	TOT
Wyoming	693	728	16	1437
Opponents	692	760	5	1457

Team Box Score

No.	Player	GP-GS			Total		3-Point		F-Throw		Rebounds				PF DQ A TO BLK STL PTS AVG								
		GP	GS	MIN	AVG	FG-FGA	FG%	3FG-FGA	3FG%	FT-FTA	FT%	OFF	DEF	TOT	AVG	PF	DQ	A	TO	BLK	STL	PTS	AVG
1	WILLIAMS, Marcus	19	18	607:57	32.0	104-226	.460	30-91	.330	64-89	.719	5	47	52	2.7	42	2	80	54	6	20	302	15.9
24	MALDONADO, Hunter	19	19	671:10	35.3	74-186	.398	10-51	.196	74-105	.705	25	90	115	6.1	56	1	87	50	6	18	232	12.2
22	FOSTER, Kenny	13	11	336:19	25.9	45-92	.489	22-51	.431	23-31	.742	13	39	52	4.0	25	0	10	9	6	6	135	10.4
3	MARBLE II, Kwane	17	9	382:26	22.5	55-117	.470	13-40	.325	46-64	.719	26	46	72	4.2	36	0	26	26	0	18	169	9.9
33	IKE, Graham	6	1	128:31	21.4	24-43	.558	0-1	.000	10-17	.588	9	22	31	5.2	21	2	5	14	2	4	58	9.7
53	DUSELL, Xavier	19	5	405:31	21.3	54-113	.478	38-85	.447	15-21	.714	5	24	29	1.5	47	1	14	18	0	7	161	8.5
0	JEFFRIES, Drake	19	4	432:50	22.8	42-118	.356	38-108	.352	11-13	.846	5	53	58	3.1	18	0	14	7	4	9	133	7.0
10	THOMPSON, Hunter	18	17	428:36	23.8	41-97	.423	24-73	.329	10-14	.714	17	51	68	3.8	60	6	16	12	10	10	116	6.4
25	ODEN, Jeremiah	19	11	299:33	15.8	32-80	.400	7-29	.241	18-21	.857	14	43	57	3.0	43	0	9	12	8	7	89	4.7
11	NELSON, Eoin	7	0	75:55	10.8	11-19	.579	0-0	.000	3-6	.500	11	14	25	3.6	12	0	0	0	0	2	25	3.6
2	LAMONT, Drew	5	0	51:12	10.2	5-10	.500	5-10	.500	2-2	1.000	0	6	6	1.2	5	0	4	0	0	0	17	3.4
55	GRIGSBY, John	3	0	04:39	1.5	0-1	.000	0-1	.000	0-0	.000	0	0	0	0.0	0	0	0	0	0	0	0	0.0
20	DICKEY, Terrin	1	0	00:22	0.4	0-0	.000	0-0	.000	0-0	.000	0	0	0	0.0	0	0	0	0	0	0	0	0.0
Team												26	23	49				7					
Total		19		3825		487-1102	.442	187-540	.346	276-383	.721	156	458	614	32.3	365	12	265	214	42	101	1437	75.6
Opponents		19		3825		531-1104	.481	114-350	.326	281-386	.728	186	529	715	37.6	368	11	234	248	65	108	1457	76.7

Team Statistics

	UW	OPP
Scoring	1437	1457
Points per game	75.6	76.7
Scoring margin	-1.1	-
Field goals-att	487-1102	531-1104
Field goal pct	.442	.481
3 point fg-att	187-540	114-350
3-point FG pct	.346	.326
3-pt FG made per game	9.8	6.0
Free throws-att	276-383	281-386
Free throw pct	.721	.728
F-Throws made per game	14.5	14.8
Rebounds	614	715
Rebounds per game	32.3	37.6
Rebounding margin	-5.3	-
Assists	265	234
Assists per game	13.9	12.3
Turnovers	214	248
Turnovers per game	11.3	13.1
Turnover margin	+1.8	-
Assist/turnover ratio	1.2	0.9
Steals	101	108
Steals per game	5.3	5.7
Blocks	42	65
Blocks per game	2.2	3.4
Winning streak	0	-
Home win streak	0	-
Attendance	7891	0
Home games-Avg/Game	11-717	8-0
Neutral site-Avg/Game	-	0-0

Team Results

Date	Opponent	Score	Att.
11/28/2020	Mississippi Val.	W 97-61	1216
11/30/2020	Texas Southern	L 74-76	1066
12/02/2020	Incarnate Word	Wot 94-83	1066
12/06/2020	at Oregon St.	W 76-73	0
12/09/2020	Denver	W 83-61	736
12/12/2020	at Utah Valley	W 93-88	0
12/17/2020	Omaha	W 82-78	0
01/02/2021	at Fresno St.	W 78-74	0
01/04/2021	at Fresno St.	L 61-81	0
01/11/2021	Boise St.	L 60-83	0
01/13/2021	Boise St.	L 70-90	0
01/16/2021	at Air Force	L 69-72	0
01/18/2021	at Air Force	W 77-58	0
01/22/2021	Nevada	W 71-64	0
01/24/2021	Nevada	W 93-88	0
01/28/2021	at San Diego St.	L 57-87	0
01/30/2021	at San Diego St.	L 71-98	0
02/04/2021	Colorado St.	L 72-74	1807
02/06/2021	Colorado St.	L 59-68	2000

2020-21 OPPONENT MOUNTAIN WEST STATISTICS



2020-21 Wyoming Men's Basketball Combined Team Statistics In Conference games

Page 1/1
as of Feb 07, 2021

Game Records

Record	Overall	Home	Away	Neutral
ALL GAMES	4-8	2-4	2-4	0-0
CONFERENCE	4-8	2-4	2-4	0-0
NON-CONFERENCE	0-0	0-0	0-0	0-0

Score by Periods

Team	1st	2nd	OT	TOT
Wyoming	391	447	0	838
Opponents	458	479	0	937

Team Box Score

No.	Player				Total		3-Point		F-Throw		Rebounds											
		GP-GS	MIN	AVG	FG-FGA	FG%	3FG-FGA	3FG%	FT-FTA	FT%	OFF	DEF	TOT	AVG	PF	DQ	A	TO	BLK	STL	PTS	AVG
1	WILLIAMS, Marcus	12-11	387:60	32.3	57-138	.413	22-65	.338	41-57	.719	1	27	28	2.3	30	2	48	37	3	9	177	14.8
3	MARBLE II, Kwane	12-9	307:30	25.6	42-92	.457	11-36	.306	33-45	.733	20	38	58	4.8	28	0	19	19	0	16	128	10.7
24	MALDONADO, Hunter	12-12	415:40	34.6	41-100	.410	6-34	.176	37-51	.725	13	50	63	5.3	38	1	39	33	3	8	125	10.4
53	DUSELL, Xavier	12-5	286:37	23.9	41-80	.513	29-62	.468	10-14	.714	3	13	16	1.3	31	0	10	12	0	3	121	10.1
33	IKE, Graham	6-1	128:31	21.4	24-43	.558	0-1	.000	10-17	.588	9	22	31	5.2	21	2	5	14	2	4	58	9.7
22	FOSTER, Kenny	8-8	202:44	25.3	25-59	.424	11-33	.333	8-10	.800	8	24	32	4.0	13	0	7	6	4	6	69	8.6
0	JEFFRIES, Drake	12-0	262:43	21.9	19-63	.302	17-59	.288	5-6	.833	0	32	32	2.7	10	0	12	6	1	4	60	5.0
10	THOMPSON, Hunter	11-10	250:30	22.8	17-50	.340	13-42	.310	5-7	.714	10	32	42	3.8	32	3	12	6	5	5	52	4.7
25	ODEN, Jeremiah	12-4	155:14	12.9	14-43	.326	5-17	.294	15-15	1.000	8	15	23	1.9	27	0	4	4	3	2	48	4.0
55	GRIGSBY, John	2-0	02:10	1.1	0-1	.000	0-1	.000	0-0	.000	0	0	0	0.0	0	0	0	0	0	0	0	0.0
20	DICKEY, Terrin	1-0	00:22	0.4	0-0	.000	0-0	.000	0-0	.000	0	0	0	0.0	0	0	0	0	0	0	0	0.0
Team											17	11	28				4					
Total		12	2400		280-669	.419	114-350	.326	164-222	.739	89	264	353	29.4	230	8	156	141	21	57	838	69.8
Opponents		12	2400		342-672	.509	73-232	.315	180-239	.753	104	341	445	37.1	219	5	150	146	38	71	937	78.1

Team Statistics

	UW	OPP
Scoring	838	937
Points per game	69.8	78.1
Scoring margin	-8.3	-
Field goals-att	280-669	342-672
Field goal pct	.419	.509
3 point fg-att	114-350	73-232
3-point FG pct	.326	.315
3-pt FG made per game	9.5	6.1
Free throws-att	164-222	180-239
Free throw pct	.739	.753
F-Throws made per game	13.7	15.0
Rebounds	353	445
Rebounds per game	29.4	37.1
Rebounding margin	-7.7	-
Assists	156	150
Assists per game	13.0	12.5
Turnovers	141	146
Turnovers per game	11.8	12.2
Turnover margin	+0.4	-
Assist/turnover ratio	1.1	1.0
Steals	57	71
Steals per game	4.8	5.9
Blocks	21	38
Blocks per game	1.8	3.2
Winning streak	0	-
Home win streak	0	-
Attendance	3807	0
Home games-Avg/Game	6-635	6-0
Neutral site-Avg/Game	-	0-0

Team Results

Date	Opponent	Score	Att.
01/02/2021	at Fresno St.	W 78-74	0
01/04/2021	at Fresno St.	L 61-81	0
01/11/2021	Boise St.	L 60-83	0
01/13/2021	Boise St.	L 70-90	0
01/16/2021	at Air Force	L 69-72	0
01/18/2021	at Air Force	W 77-58	0
01/22/2021	Nevada	W 71-64	0
01/24/2021	Nevada	W 93-88	0
01/28/2021	at San Diego St.	L 57-87	0
01/30/2021	at San Diego St.	L 71-98	0
02/04/2021	Colorado St.	L 72-74	1807
02/06/2021	Colorado St.	L 59-68	2000

OPPONENT'S LAST TIME OUT

FEB. 6, 2021 - WYOMING 59, COLORADO STATE 68 - Laramie, Wyo.

Cowboy Rally Falls Short in 68-59 Loss to Colorado State

LARAMIE, Wyo. (Feb. 6, 2021) – The Wyoming Cowboys nearly erased a 18-point deficit coming within one point in the final minutes, but Colorado State held on to take the series finale 68-59 on Saturday afternoon in the Arena-Auditorium. The Cowboys fall to 10-9 overall and 4-8 in conference play, as Colorado State improves to 14-4 and 11-3 in the MW.

“It’s hard against a team (Colorado State) like that when you spot them an 18-point lead in the first 15 minutes of the game,” UW head coach Jeff Linder said. “Give credit to them. They came out tonight kind of like we did in the first game. We were on our heels a little bit tonight. Marcus (Williams) was battling some stomach issues and was out of sorts. But credit to our guys, especially that last group that came in there that last five or six minutes -- Kwane (Marble), Drake (Jeffries), Maldo (Hunter Maldonado), X (Xavier DuSell) and Graham (Ike) -- they really turned the course of the game, and we did it on the defensive end. The last 25 minutes of that game, we probably held them under 38 percent shooting, and that’s what allowed us a chance to get back into the game. But you have to expend so much energy to make a run like that and when you look at the number of bodies we have available it was just too hard to overcome that early deficit.”

Wyoming was led by Graham Ike and Drake Jeffries, as they each added 13 points. Ike added a team-high nine rebounds for a career-high. He scored nine of his points in the second half. Jeffries reached double-figures for the first time since the series finale at Air Force.

The Pokes were held to six three pointers, as Wyoming had at least 10 or more in the previous seven games. On the flip side, Wyoming held the Rams to 3-of-17 from behind the arc. CSU shot 51 percent from the field in the contest, but were held to only seven field goals in the second half.

The Rams jumped out to an early 7-1 lead on the Pokes in the opening minutes of action, as Wyoming opened 0-of-5 from the field. The Aggies would open the game 5-of-7 from the field and take a 14-8 advantage with under 14 minutes remaining.

The Pokes would go scoreless for six minutes, as the Rams built a 26-8 advantage halfway through the half. Junior Drake Jeffries ended the drought for the Pokes followed by a layup from freshman Graham Ike for a 29-13 game with 7:34 left in the first frame.

The Pokes would use a 6-0 run over two minutes to cut the Colorado State lead to 12 points at 37-25 with 1:48 left in the half. Jeffries added free throws to close the half, as the Rams took a 39-29 lead into the half.

Jeffries added a three to open the scoring for the Pokes in the second half making it a nine-point contest at 41-32 a minute into the frame. The Rams would add a bucket to push the lead back to double-digits, as both teams would go scoreless for three minutes until a pair of free throws by Jeremiah Oden made it a 43-34 game with 15:50 left in the game.

Jeffries added a triple and freshman Marcus Williams added a layup to make it a four-point game at 45-41 with 13:28 remaining. The Rams would add a pair of free throws and a fast break layup to push the lead to eight points with 11 minutes remaining.

The Pokes would make it a five point game with under six and a half minutes left, as the Rams held a 56-51 advantage. A minute later Ike would make it a three point game, but CSU’s Isaiah Stevens pushed the lead back to five points at the free throw line.

Ike helped lead the Pokes to within one point, as he recorded six-straight points for the Cowboys for a 60-59 game in the Rams favor with 2:27 remaining. But Roddy pushed the lead back to three points at the line 20 seconds later.

Roddy added a layup with 43 seconds remaining to make it a 64-59 game. The Rams would ice the game from the line and took the contest 68-59.

The Rams were led by Roddy with 15 points and 11 rebounds.

Wyoming heads to Utah State to take on the Aggies on Wednesday evening in Logan. The contest is set for a 6 p.m. start on Stadium.

Colorado St. - 68		Record: 14-4 (11-3)													Shooting By Period					
NO.	Name	Min	FG	3P	FT	Rebounds	Fouls	TP	AS	TO	ST	Blocks	+	-	1 st	2 nd	3 rd	4 th	TOT	
10	James Moors	F 15:44	2-3	0-1	0-0	2	2	4	1	0	2	1	0	0	0	0	0	0	0	0
21	David Roddy	F 26:01	5-7	0-1	5-6	1	10	11	4	3	15	1	3	1	0	0	0	0	13	
31	Adam Thistlewood	F 34:09	2-4	0-2	0-3	0	8	8	1	2	4	1	3	1	0	0	0	0	0	
3	Kendle Moore	G 28:34	3-7	1-3	2-2	0	1	1	3	2	9	1	2	2	0	0	0	0	13	
4	Isaiah Stevens	G 37:07	4-12	1-4	5-6	1	3	4	1	4	14	0	4	1	0	0	0	0	5	
11	Dischon Thomas	F 16:16	2-3	0-1	4-4	1	0	1	3	2	8	1	1	0	0	0	0	0	6	
1	John Torje	F 24:52	4-5	1-2	1-2	2	2	4	2	10	1	1	2	0	0	0	0	0	6	
5	P.J. Byrd	F 14:19	1-4	0-3	2-2	0	2	2	1	3	4	2	0	0	0	0	0	0	0	
23	Isaiah Rivera	G 02:58	0-0	0-0	0-0	0	0	0	0	1	0	0	0	0	0	0	0	0	0	
Team						1	3	4			0	1								
Totals			23-45	3-17	19-25	8	31	39	16	19	68	7	17	8	0	0	0	0	0	

Wyoming - 59		Record: 10-9 (4-8)													Shooting By Period					
NO.	Name	Min	FG	3P	FT	Rebounds	Fouls	TP	AS	TO	ST	Blocks	+	-	1 st	2 nd	3 rd	4 th	TOT	
33	Graham Ike	F 25:56	6-11	0-0	1-3	3	6	9	3	3	13	2	4	0	0	0	0	0	0	11
1	Marcus Williams	G 23:14	4-12	0-4	0-1	0	0	0	5	3	8	4	2	1	0	0	0	0	0	8
3	Kwane Marble II	G 28:20	2-5	1-4	1-2	1	1	2	0	1	6	2	0	3	0	0	0	0	0	15
24	Hunter Maldonado	G 38:12	3-8	0-2	3-4	0	6	6	3	4	9	0	1	0	0	0	0	0	0	8
53	Xavier DuSell	G 35:30	2-8	1-7	0-0	0	2	2	4	0	5	1	2	1	0	0	0	0	0	3
0	Drake Jeffries	32:56	3-7	3-7	4-4	0	3	3	1	3	13	0	1	0	0	0	0	0	0	1
10	Hunter Thompson	14:04	1-3	1-2	0-0	0	0	0	3	1	3	0	2	2	0	0	0	0	2	
25	Jeremiah Oden	03:48	0-0	0-0	2-2	1	1	0	1	2	0	0	1	0	0	0	0	0	0	1
Team						1	1	2			0	0								
Totals			21-54	6-26	11-16	6	19	25	19	16	59	9	13	7	0	0	0	0	0	9

Biggest lead		Points from Turnovers		Paint		Second Chance		Fast Breaks		Bench	
CSU	WYO	18 (1 st 8:47)	1 (1 st 19:37)	16	18	30	30	6	4	7	4
CSU	WYO	14 (1 st 8:47)	7 (2 nd 13:28)	6	4	39	29	29	68	29	30
CSU	WYO	0	0	7	4	29	30	59			
CSU	WYO	38:37	01:00	22	18						

CHARTING THE NUMBERS

	Season	Career at UNM
Double-Digit Scoring Games		
Makuach Maluach	12	56 (33-23)
Keith McGee	2	25 (11-14)
Rod Brown	6	6 (4-2)
Bayron Matos	2	2 (2-0)
Saquan Singleton	6	6 (2-4)
Valdir Manuel	5	5 (1-4)
Jeremiah Francis III	3	3 (0-3)
Isaiah Marin	1	1 (1-0)
Kurt Wegscheider	1	1 (0-1)

40-Point Games

30-Point Games

20-Point Games

Makuach Maluach	3	8 (5-3)
Keith McGee	0	2 (1-1)
Valdir Manuel	1	1 (0-1)

Scoring Leaders

Makuach Maluach	10	20 (8-12)
Keith McGee	2	7 (2-5)
Bayron Matos	1	1 (1-0)
Rod Brown	1	1 (0-1)
Saquan Singleton	3	3 (1-2)
Valdir Manuel	1	1 (0-1)

10+ Rebound Games

Makuach Maluach	2	4 (4-0)
Saquan Singleton	2	2 (1-1)
Bayron Matos	1	1 (1-0)
Rod Brown	2	2 (1-1)

Rebounding Leaders

Keith McGee	0	1 (0-1)
Makuach Maluach	7	15 (8-7)
Jordan Arroyo	0	1 (0-1)
Kurt Wegscheider	3	4 (2-2)
Saquan Singleton	3	3 (1-2)
Emmanuel Kuac	1	1 (0-1)
Rod Brown	3	3 (1-2)
Valdir Manuel	2	2 (0-2)
Bayron Matos	1	1 (0-1)

Double-Doubles

Makuach Maluach	2	4 (4-0)
Saquan Singleton	3	3 (1-2)
Bayron Matos	1	1 (1-0)
Rod Brown	1	1 (0-1)

Assist Leaders

Keith McGee	0	4 (0-4)
Makuach Maluach	4	13 (1-12)
Saquan Singleton	9	9 (4-5)
Jeremiah Francis III	4	4 (1-3)
Rod Brown	3	3 (0-3)
Isaiah Marin	1	1 (0-1)
Kurt Wegscheider	1	1 (0-1)
Valdir Manuel	1	1 (0-1)

() Team's record in those games

2020-21 DUNK TRACKER

Player	Overall	MW
Keith McGee	1	-
Bayron Matos	6	2
Emmanuel Kuac	1	1
Valdir Manuel	4	3
Saquan Singleton	1	1
Rod Brown	2	2
Makuach Maluach	1	1

SCORING MARGIN BREAKDOWN

Total	1	2	3	4	5	6	7	8	9	10	11-15	16-20	21+
Win	0	0	0	0	0	0	0	0	1	0	1	1	2
Loss	0	1	0	0	0	0	1	0	0	2	2	0	5

UNM INDIVIDUAL GAME HIGHS

Points	25		MANUEL, Valdir vs San José State (01/23/21)
	25		MALUACH, Makuach vs San José State (01/21/21)
	24		MALUACH, Makuach at Fresno State (01/28/21)
	23		MALUACH, Makuach at Rice (12/13/20)
	17		SINGLETON, Saquan at Dixie St. (01/13/21)
Field Goals Made	17		MALUACH, Makuach vs Our Lady of the Lake (12/15/20)
	12		MANUEL, Valdir vs San José State (01/23/21)
Field Goal Att.	10		MALUACH, Makuach vs San José State (01/21/21)
	20		MANUEL, Valdir vs San José State (01/23/21)
FG Pct (min 5 made)	17		MALUACH, Makuach at Fresno State (01/30/21)
	1.000	(6-6)	Rod Brown vs Our Lady of the Lake (12/15/20)
	1.000	(5-5)	MANUEL, Valdir vs Our Lady of the Lake (12/15/20)
3-Point FG Made	4		MCGEE, Keith vs Nevada (01/02/21)
	3		KUAC, Emmanuel vs Our Lady of the Lake (12/15/20)
3-Point FG Att.	10		MCGEE, Keith vs Nevada (01/02/21)
	9		MALUACH, Makuach at Fresno State (01/30/21)
	1.000	(2-2)	FRANCIS III, Jeremiah vs Utah State (01/08/21)
3-Pt FG Pct (min 2 made)	1.000	(2-2)	MALUACH, Makuach at Rice (12/13/20)
	8		BROWN, Rod vs Nevada (12/31/20)
Free Throws Made	7		SINGLETON, Saquan at UNLV (01/16/21)
	7		SINGLETON, Saquan at Dixie St. (01/13/21)
	7		FRANCIS III, Jeremiah vs Nevada (01/02/21)
	7		FRANCIS III, Jeremiah vs Nevada (01/02/21)
	14		BROWN, Rod vs Nevada (12/31/20)
Free Throw Att.	10		SINGLETON, Saquan at Dixie St. (01/13/21)
	10		SINGLETON, Saquan vs Nevada (01/02/21)
	1.000	(6-6)	MALUACH, Makuach at Fresno State (01/28/21)
	1.000	(4-4)	MALUACH, Makuach at UNLV (01/16/21)
Rebounds	1.000	(4-4)	MALUACH, Makuach at Boise St. (12/23/20)
	1.000	(3-3)	MALUACH, Makuach vs San José State (01/21/21)
	1.000	(3-3)	JOHNSON, Javonte at Boise St. (12/23/20)
	12		BROWN, Rod at Dixie St. (01/13/21)
	12		MALUACH, Makuach vs LeTourneau (12/17/20)
Assists	12		MALUACH, Makuach at Rice (12/13/20)
	11		SINGLETON, Saquan vs San José State (01/23/21)
	6		MALUACH, Makuach vs San José State (01/23/21)
Steals	6		SINGLETON, Saquan at UNLV (01/18/21)
	4		WEGSCHEIDER, Kurt at Fresno State (01/30/21)
	4		MALUACH, Makuach vs San José State (01/21/21)
Blocked Shots	4		SINGLETON, Saquan at UNLV (01/18/21)
	4		MANUEL, Valdir vs San José State (01/23/21)
	4		SINGLETON, Saquan at Dixie St. (01/13/21)
	4		MANUEL, Valdir at Dixie St. (01/13/21)
Turnovers	9		SINGLETON, Saquan at Fresno State (01/28/21)
	6		MALUACH, Makuach vs Nevada (01/02/21)
	6		MALUACH, Makuach at Boise St. (12/23/20)
Fouls	5		BROWN, Rod vs San José State (01/23/21)
	5		MARIN, Isaiah at Dixie St. (01/13/21)
	5		MARIN, Isaiah vs Utah State (01/08/21)
Minutes	41		MALUACH, Makuach at Fresno State (01/28/21)
	36		MALUACH, Makuach at Fresno State (01/30/21)
	36		MALUACH, Makuach vs San José State (01/21/21)
	36		SINGLETON, Saquan at Dixie St. (01/13/21)

UNM AND OPPONENT TEAM HIGHS AND LOWS

NEW MEXICO - TEAM GAME HIGHS

POINTS	104	vs Our Lady of the Lake (12/15/20)
	90	vs LeTourneau (12/17/20)
	74	vs Nevada (01/02/21)
	72	at Dixie St. (01/13/21)
	72	at Rice (12/13/20)
FIELD GOALS MADE	40	vs Our Lady of the Lake (12/15/20)
	38	vs LeTourneau (12/17/20)
FIELD GOAL ATTEMPTS	83	vs LeTourneau (12/17/20)
	67	vs Our Lady of the Lake (12/15/20)
FIELD GOAL PERCENTAGE	.597 (40-67)	vs Our Lady of the Lake (12/15/20)
	.500 (31-62)	vs San José State (01/23/21)
3 PT FIELD GOALS MADE	10	vs Our Lady of the Lake (12/15/20)
	9	vs Nevada (01/02/21)
3 PT FG ATTEMPTS	23	at Fresno State (01/30/21)
	23	vs Nevada (01/02/21)
	23	vs Our Lady of the Lake (12/15/20)
3 PT FG PERCENTAGE	.435 (10-23)	vs Our Lady of the Lake (12/15/20)
	.391 (9-23)	vs Nevada (01/02/21)
FREE THROWS MADE	19	vs Nevada (01/02/21)
	17	at UNLV (01/16/21)
FREE THROW ATTEMPTS	35	vs Nevada (12/31/20)
	29	vs Nevada (01/02/21)
FREE THROW PERCENTAGE	.769 (10-13)	vs San José State (01/21/21)
	.769 (10-13)	at Rice (12/13/20)
REBOUNDS	79	vs LeTourneau (12/17/20)
	50	at Dixie St. (01/13/21)
ASSISTS	26	vs San José State (01/23/21)
	21	vs Our Lady of the Lake (12/15/20)
STEALS	10	vs San José State (01/21/21)
	10	vs Our Lady of the Lake (12/15/20)
BLOCKED SHOTS	11	at Dixie St. (01/13/21)
	9	vs Our Lady of the Lake (12/15/20)
TURNOVERS	20	at UNLV (01/18/21)
	18	at Fresno State (01/28/21)
	18	vs Utah State (01/06/21)
	18	at Boise St. (12/23/20)
FOULS	23	vs Nevada (01/02/21)
	23	vs Nevada (12/31/20)

OPPONENT - TEAM GAME HIGHS

POINTS	89	at Boise St. (12/23/20)
	84	vs Nevada (01/02/21)
	83	vs San José State (01/23/21)
	82	vs Utah State (01/08/21)
	77	at UNLV (01/16/21)
	77	vs Utah State (01/06/21)
	77	at Boise St. (12/21/20)
FIELD GOALS MADE	36	at Boise St. (12/23/20)
	32	vs Utah State (01/08/21)
FIELD GOAL ATTEMPTS	79	vs LeTourneau (12/17/20)
	66	at Dixie St. (01/13/21)
FIELD GOAL PERCENTAGE	.600 (36-60)	at Boise St. (12/23/20)
	.577 (30-52)	at Boise St. (12/21/20)
3 PT FIELD GOALS MADE	13	vs Nevada (01/02/21)
	13	at Rice (12/13/20)
3 PT FG ATTEMPTS	44	vs LeTourneau (12/17/20)
	35	at Rice (12/13/20)
3 PT FG PERCENTAGE	.520 (13-25)	vs Nevada (01/02/21)
	.500 (11-22)	at Boise St. (12/23/20)
FREE THROWS MADE	24	vs Nevada (12/31/20)
	21	vs Nevada (01/02/21)
FREE THROW ATTEMPTS	31	vs Nevada (12/31/20)
	25	vs Nevada (01/02/21)
FREE THROW PERCENTAGE	.840 (21-25)	vs Nevada (01/02/21)
	.818 (9-11)	vs Our Lady of the Lake (12/15/20)
REBOUNDS	53	vs Utah State (01/08/21)
	42	vs Nevada (12/31/20)
ASSISTS	23	at Boise St. (12/23/20)
	20	vs Utah State (01/08/21)
STEALS	11	at Fresno State (01/28/21)
	10	vs San José State (01/23/21)
	10	at Boise St. (12/21/20)
BLOCKED SHOTS	10	vs Utah State (01/06/21)
	5	vs Utah State (01/08/21)
	5	at Boise St. (12/21/20)
	5	vs LeTourneau (12/17/20)
TURNOVERS	18	vs Our Lady of the Lake (12/15/20)
	17	at Fresno State (01/28/21)
	17	vs Utah State (01/08/21)
FOULS	28	vs Nevada (12/31/20)
	26	vs Nevada (01/02/21)

NEW MEXICO - TEAM GAME LOWS

POINTS	45	vs Utah State (01/06/21)
	46	vs Utah State (01/08/21)
	46	at UNLV (01/18/21)
	52	at Boise St. (12/23/20)
	53	at Boise St. (12/21/20)
FIELD GOALS MADE	15	vs Utah State (01/06/21)
	17	at UNLV (01/16/21)
	17	at UNLV (01/18/21)
FIELD GOAL ATTEMPTS	49	at UNLV (01/18/21)
	51	vs Nevada (01/02/21)
	51	at UNLV (01/16/21)
FIELD GOAL PERCENTAGE	.268 (15-56)	vs Utah State (01/06/21)
	.310 (18-58)	vs Nevada (12/31/20)
3 PT FIELD GOALS MADE	1	at Boise St. (12/23/20)
	1	at Fresno State (01/28/21)
3 PT FG ATTEMPTS	9	at Boise St. (12/23/20)
	9	at Fresno State (01/28/21)
3 PT FG PERCENTAGE	.111 (1-9)	at Boise St. (12/23/20)
	.111 (1-9)	at Fresno State (01/28/21)
FREE THROWS MADE	3	vs Utah State (01/08/21)
	4	vs San José State (01/23/21)
	4	at Fresno State (01/30/21)
FREE THROW ATTEMPTS	4	vs Utah State (01/08/21)
	9	vs San José State (01/23/21)
	9	at Fresno State (01/30/21)
FREE THROW PERCENTAGE	.429 (15-35)	vs Nevada (12/31/20)
	.444 (4-9)	vs San José State (01/23/21)
	.444 (4-9)	at Fresno State (01/30/21)
REBOUNDS	22	vs Utah State (01/08/21)
	26	at Boise St. (12/23/20)
ASSISTS	3	at Boise St. (12/23/20)
	4	at Fresno State (01/28/21)
STEALS	1	at Dixie St. (01/13/21)
	3	at Boise St. (12/21/20)
	3	vs San José State (01/23/21)
BLOCKED SHOTS	0	vs Nevada (01/02/21)
	1	at Boise St. (12/21/20)
	1	at UNLV (01/16/21)
TURNOVERS	8	vs Nevada (01/02/21)
	9	vs San José State (01/21/21)
FOULS	10	vs LeTourneau (12/17/20)
	12	vs Our Lady of the Lake (12/15/20)

OPPONENT - TEAM GAME LOWS

POINTS	51	vs San José State (01/21/21)
	53	at UNLV (01/18/21)
	58	vs LeTourneau (12/17/20)
	61	at Rice (12/13/20)
	63	at Dixie St. (01/13/21)
FIELD GOALS MADE	18	at UNLV (01/18/21)
	19	at Rice (12/13/20)
FIELD GOAL ATTEMPTS	43	at Fresno State (01/30/21)
	49	at UNLV (01/18/21)
FIELD GOAL PERCENTAGE	.278 (22-79)	vs LeTourneau (12/17/20)
	.333 (22-66)	at Dixie St. (01/13/21)
3 PT FIELD GOALS MADE	3	vs San José State (01/21/21)
	4	vs Nevada (12/31/20)
	4	vs Utah State (01/06/21)
3 PT FG ATTEMPTS	15	at Boise St. (12/21/20)
	16	vs Utah State (01/06/21)
	16	vs Utah State (01/08/21)
3 PT FG PERCENTAGE	.150 (3-20)	vs San José State (01/21/21)
	.222 (4-18)	vs Nevada (12/31/20)
FREE THROWS MADE	3	vs LeTourneau (12/17/20)
	6	at Boise St. (12/23/20)
FREE THROW ATTEMPTS	5	vs LeTourneau (12/17/20)
	9	at Boise St. (12/23/20)
FREE THROW PERCENTAGE	.478 (11-23)	vs San José State (01/23/21)
	.533 (8-15)	vs San José State (01/21/21)
REBOUNDS	21	vs Our Lady of the Lake (12/15/20)
	29	vs Nevada (01/02/21)
	29	vs San José State (01/23/21)
ASSISTS	5	vs Nevada (12/31/20)
	5	vs San José State (01/21/21)
STEALS	5	at Rice (12/13/20)
	5	vs Nevada (01/02/21)
BLOCKED SHOTS	0	at Rice (12/13/20)
	0	vs San José State (01/23/21)
	0	at Fresno State (01/28/21)
TURNOVERS	7	at Dixie St. (01/13/21)
	7	vs San José State (01/23/21)
FOULS	8	vs Utah State (01/08/21)
	12	vs Utah State (01/06/21)

THE LAST TIME IT HAPPENED

NEW MEXICO

As A Team:

Scored 100 Points: 104 - vs Our Lady of the Lake (12-15-20)
Scored 90-99 Points: 90 - vs LeTourneau (12-17-20)
Scored 80-89 Points: 86 - vs San José State (1-21-20)
Scored Less Than 50 Points: 46 - at UNLV (1-18-21)
Scored Less Than 40 Points: 34 - at #25 San Diego State (1-26-13)
Won By 40 Points: W, 103-47 - vs Southwest (12-30-18)
Won By 30 Points: W, 90-58 - vs LeTourneau (12-17-20)
Won By 20 Points: W, 97-68 - vs Wyoming (2-8-20)
Lost By 20-29 Points: L, 77-54 - at UNLV (1-16-21)
Lost By 30 Points: L, 82-46 - vs Utah State (1-8-21)
Shot 65% Or Better: 69.2% (27-39) - at Air Force (1-15-05)
Shot 60% Or Better: 64.1% (41-64) - vs Houston Baptist (12-22-19)
Shot Less Than 35%: 34.7% (17-49) - at UNLV (1-18-21)
Shot Less Than 30%: 26.8% (15-56) - vs Utah State (1-6-21)
Shot 60% 3FG Or Better: 61.1% (11-18) - vs UTEP (11-24-18)
Shot Less Than 30% 3FG: 21.7% (5-23) - at Fresno State (1-30-21)
Made 10 Three-Pointers: 10 (10-23) - vs Our Lady of the Lake (12-15-20)
Shot 100% on Free Throws: 100% (14-14) - vs San José State (3-4-20)
Shot 95% On Free Throws: 95.5% (21-22) - at Boise State (11-17-17)
Shot 85% On Free Throws: 93.8 (15-16) - vs Grand Canyon (12-17-19)
Shot Less Than 50% On FTs: 44.4% (4-9) - at Fresno State (1-30-21)
Had 50 Rebounds: 50 - at Dixie State (1-13-21)
Had 20 Offensive Rebounds: 32 - vs LeTourneau (12-17-20)
Had 40 Assists: 40 - Northern N.M. (11-11-17)
Had 20 Assists: 26 - vs San José State (1-23-21)
Had 20 Turnovers: 20 - at UNLV (1-18-21)
Had Less Than 10 Turnovers: 9 - vs San José State (1-21-21)
Had 10 Steals: 10 - vs San José State (1-21-21)
Had 15 Steals: 17 - vs McNeese (11-16-19)
Had 10 Blocks: 11 - at Dixie State (1-13-21)
Had Two or More 20-Point Scorers: vs San José State (3-4-20)
 Vance Jackson (26) & Makuach Maluach (22)
 (7) - at Colorado State (2-28-18)
Had 7 Double-Digit Scorers: (6) - vs Wyoming (1-19-19)
Had 6 Double-Digit Scorers: (5) - at UNLV (1-18-20)
Had 5 Double-Digit Scorers: at Boise State (12-23-20)
Had No Double-Digit Scorers: vs LeTourneau (12-17-20)
Had Two 10+ Rebounders: Makuach Maluach (12) & Bayron Matos (10)
 vs Colorado State (3-2-19)
Had Three 10+ Rebounders: Carlton Bragg (14), Corey Manigault (11), Makuach Maluach (10)
Scored 50 Points In 1st Half: 52 - vs Our Lady of the Lake (12-15-20)
Scored 50 Points In 2nd Half: 50 - vs LeTourneau (12-17-20)
Scored 60 Points In 2nd Half: 61 - vs Houston Baptist (12-22-19)
Scored 20 Or Fewer Points In 1st Half: 19 - at Fresno State (1-28-21)
Scored 20 Or Fewer Points In 2nd Half: 18 - at UNLV (1-18-21)
Failed To Make a 3FG: (0-10) - vs. Washington State (12-25-15)
Defeated a Ranked Team: W, 85-58 - vs No. 5/6 Nevada (1-5-19)
Lost To a Ranked Team: L, 85-57 - vs No. 4 San Diego State (1-29-20)
Won an OT Game: W, 95-86 vs Fresno State (3-3-18)
Lost an OT Game: L, 64-62 at Fresno State (1-28-21)
Won a 2OT Game: W, 97-94 vs. UAB (11-21-13)
Lost a 2OT Game: L, 73-76 at Dayton (1-1-10)
Won a 3OT Game: W, 104-99, Fresno State (3-8-96)
Lost a 3OT Game: Never
As An Individual:
Had a Triple-Double: Luc Longley (17 pts, 14 rebs, 10 assts)
 vs. Penn State (3-28-90)
Had a Double-Double (Pts/Reb): at Fresno State (1-28-21)
 Saquan Singleton (14 pts., 10 rebs.)
Had a Double-Double (Pts/Asst): Saquan Singleton (14 pts & 11 asst)
 vs San José State (1-23-21)
Scored 20+ Pts with 10+ Rebs: Makuach Maluach (23 pts & 12 rebs)
 at Rice (12-13-20)
Scored 20+ Pts with 20+ Rebs: Carlton Bragg (22 pts & 20 rebs)
 at Wyoming (3-9-19)
Scored 30 Points: JaQuan Lyle (31) vs Green Bay (11-13-19)
Scored 30 Points (MW Only): JaQuan Lyle (31) vs Boise State (12-4-19)
Scored 20 Points: at Rice (12-13-20)
 Makuach Maluach (23)
Scored 20 Points (MW Only): at Fresno State (1-28-21)
 Makuach Maluach (24)
 Carlton Bragg (20) at Wyoming (3-9-19)
Had 20 Rebounds: Carlton Bragg (17) - vs NM State (12-14-19)
Had 15 Rebounds: Saquan Singleton (11) - vs San José State (1-23-21)
Had 10 Assists: Carlton Bragg (5) - vs McNeese (11-16-19)
Had 5 Steals: Joe Furstinger (5) - vs Boise State (2-6-18)

VERSUS NEW MEXICO

As A Team:

Scored 100 Points: 105 - at Colorado State (1-15-20)
Scored 90 Points: 96 - at Nevada (1-25-20)
Scored 80-89 Points: 83 - vs San José State (1-23-21)
Scored Less Than 50 Points: 47 - vs Southwest (12-30-18)
Scored Less Than 40 Points: 38 - Wyoming (2-11-12)
Shot 50% Or Better: 53.4% (31-58) - vs San José State (1-23-21)
Shot Less Than 35%: 33.3% (22-66) - at Dixie State (1-13-21)
Shot Less Than 30%: 27.8% (22-79) - vs LeTourneau (12-17-20)
Shot 60% 3FG Or Better: 67.9% (19-28) - at Colorado State (1-15-20)
Shot 50% 3FG Or Better: 52.0% (13-25) - vs Nevada (1-2-21)
Shot Less Than 20% 3FG: 15.0% (3-20) - vs San José State (1-21-21)
Made 15 Three-Pointers: 15 (15-33) - vs No. 4 San Diego State (1-29-20)
Made 10 Three-Pointers: 10 (10-30) - at Fresno State (1-28-21)
Shot 75% On Free Throws: 75.0% (18-24) - at Fresno State (1-30-21)
Shot Less Than 50% On FTs: 47.8% (11-23) - vs San José State (1-23-21)
Had 50 Rebounds: 53 - vs Utah State (1-8-21)
Had 20 Offensive Rebounds: 25 - at New Mexico State (11-17-17)
Had 20 Assists: 20 - vs Utah State (1-8-21)
Had 20 Turnovers: 20 - vs UC Davis (12-29-19)
Had Less Than 10 Turnovers: 7 - vs San José State (1-23-21)
Had 10 Steals: 11 - at Fresno State (1-28-21)
Had 10 Blocks: 10 - vs Utah State (1-6-21)
Had 40-Point and 20-Point Scorers: Nevada (1-7-17)
 Jordan Caroline (45) & Marcus Marshall (26)
Had 30-Point and 20-Point Scorers: vs NM State (11-17-18)
 AJ Harris (31) & Terrell Brown (20)
Had Two or More 20-Point Scorers: vs Nevada (12-31-20)
 Desmond Cambridge (24) & Grant Sheffield (20)
Had 6 Double-Digit Scorers: (6) - at Nevada (1-25-20)
Had 5 Double-Digit Scorers: (5) - vs San José State (1-23-21)
Had No Double-Digit Scorers: ULM (12-13-14)
Had Two 10+ Rebounders: vs Utah State (1-8-21)
 Justin Bean (13) & Neemias Queta (13)
Scored 50+ Points In 1st Half: 52 - at Boise State (12-23-20)
Scored 50+ Points In 2nd Half: 50 - vs San José State (1-23-21)
Scored 20 Or Less Points In 1st Half: 19 - at Fresno State (1-28-21)
Scored 20 Or Less In 2nd Half: 19 - New Mexico State (12-3-14)
Scored 15 Or Less Points In 1st Half: 11 - UAPB (12-17-16)
Failed To Make a 3FG: (0-7) - New Mexico State (12-16-15)
As An Individual:
Had a Triple-Double: Marvin Coleman (11 pts, 12 rebs, 11 assts)
 at UNLV (1-18-20)
Had a Double-Double (Pts/Reb): vs San José State (1-23-21)
 Omari Moore (14 pts, 10 rebs.)
Had a Double-Double (Pts/Asst): Dominic Artis (13 pts & 12 Assists)
 UTEP (12-7-16)
Had 20+ Points & 10+ Rebounds: RJ Williams (27 pts, 17 rebs)
 at Boise State (2-23-20)
Scored 30+ Points in Back-to-Back Games Vs. UNM: Derrick Marks
 Boise State
 31 points (1-18-15) & 30 points (2-24-15)
Scored 40 Points: Jordan Caroline (45) - Nevada (1-7-17)
Scored 40 Points (MW Only): Jordan Caroline (45) - Nevada (1-7-17)
Scored 30 Points: Bryce Hamilton (35) - at UNLV (1-18-20)
Scored 30 Points (MW Only): Bryce Hamilton (35) - at UNLV (1-18-20)
Scored 20 Points: vs Our Lady of the Lake (12-15-20)
 Ethan White (25)
Scored 20 Points (MW Only): at UNLV (1-16-21)
 Cheikh Mbacke Diong (20)
Had 20 Rebounds: Ryan Watkins (22) - Boise State (1-21-14)
Had 15 Rebounds: Orlando Robinson (16) - at Fresno State (1-28-21)
Had 10 Assists: Marivn Coleman (11) - at UNLV (1-18-20)
Had 5 Steals: Omari Moore (8) - vs San José State (3-4-20)
Had 5 Blocks: Neemias Queta (5) - vs Utah State (1-6-21)

WELCOME TO THE PIT, A MILE HIGH AND LOUDER THAN...



WHAT THEY ARE SAYING ABOUT THE PIT

“What a terrific atmosphere for college basketball. Great building... Great history... 18,000 screaming fans. It’s big time college hoops, baby!”
- Dick Vitale, ESPN

“I consider the game we played in Albuquerque in 1978 one of the most exciting of my career. The Pit is the toughest place to play because of their tremendous atmosphere.”
-Jim Boeheim, Syracuse head coach

“When you go into a place like The Pit, there will be challenge different from a regular road game. The crowd can dictate the tempo and momentum. The Pit crowd forces you to be patient.”
-Lute Olsen, former Arizona head coach

“A mile high but 37 feet underground, the Pit in Albuquerque has been the site of many mind-blowing college basketball games, including North Carolina State’s upset of Houston in ‘83 and just about any New Mexico home game. The noise created by fans, which has been measured at 125 decibels -- the pain threshold for the human ear is 130 -- is a palpable force.”
-Sports Illustrated

- Voted one of “The Top Five Loudest, Most Intimidating Places to Play” by NCAA.com
- Ranked in the top 20 sporting venues of the 20th century by Sports Illustrated
- USA Today ranked The Pit in its “Ten Great Places to Get Pumped for NCAA Action”
- According to Fox Sports, it’s one of the top ten “old school” college basketball arenas in the country


THE GREATEST GAME EVER PLAYED

The Pit was the site of one of the greatest college basketball games ever played. It hosted the 1983 national championship game that saw the NC State Wolfpack upset Hakeem Olajuwon, Clyde Drexler and the Houston Cougars. Coach Jimmy Valvano and the Wolfpack downed the Cougars on a last-second put back by Lorenzo Charles. The iconic shot of the late Valvano running onto the court looking for a hug is one of the lasting images in college basketball history.

- Built in 1966 (\$1.4 million)
- Capacity of 15,411 (previously 18,018)
- \$60 million renovation was completed in 2010
- New floor installed before the 2017-18 season
- Seating includes 40 suites and a club area
- Less than 30 of 345 NCAA Division I basketball programs play in a college-only arena named after a business or organization founded or headquartered in its home state.
- The Lobos have averaged an astounding 15,410 fans the past 49 years, an amazing 95% of capacity
- The Pit has ranked in the top 25 in attendance nationally nearly every season since the 1966-67 season with 35 seasons in the top ten in the NCAA in attendance
- Led the Mountain West in attendance in 10 of the conference’s 15 years of existence
- The floor is named Bob King Court in honor of the former head coach who led the Lobos from 1963 to 1972.

THE 2020-21 LOBO MEN'S BASKETBALL RADIO/TV ROSTER

PLAYERS



0
Isaiah Marin
G | 6-5/185 | Fr.
Phoenix, Ariz.



1
Bayron Matos
F | 6-9/215 | R.-Fr.
Santo Domingo, D.R.



2
Saquan Singleton
G | 6-6/190 | Jr.
Bronx, N.Y.



3
Keith McGee
PG | 6-3/180 | R.-Sr.
Rochester, N.Y.



4
Emmanuel Kuac
G | 6-7/200 | So.
Calgary, Alberta, Canada



5
Rod Brown
F | 6-7/218 | R.-Jr.
Memphis, Tenn.



10
Makuach Maluach
G/F | 6-7/190 | Sr.
Sydney, Australia



11
Jeremiah Francis III
PG | 6-1/205 | So.
Columbus, Ohio



12
Daniel Headdings
G | 6-2/185 | R.-Fr.
Wasilla, Alaska



13
Javonté Johnson
G | 6-6/190 | Fr.
Colorado Springs, Colo.



14
Logan Padgett
F | 6-7/210 | So.
Homewood, Ala.



20
Clay Patterson
G | 6-1/180 | R.-Jr.
Rio Rancho, N.M.



22
Valdir Manuel
F | 6-10/225 | Jr.
Luanda, Angola



23
Eloy Medina
G | 6-3/180 | Fr.
Albuquerque, N.M.



30
Kurt Wegscheider
G | 6-4/185 | So.
Bangui, Central African Rep.




33
Jordan Arroyo
F | 6-7/210 | Jr.
Albuquerque, N.M.



35
Assane Ndiaye
F | 7-1/240 | Jr.
Dakar, Senegal

STAFF



Paul Weir
Head Coach



Dan McHale
Assistant Coach




Scott Padgett
Assistant Coach



Ralph Davis
Assistant Coach



Dave Pilipovich
Spec. Asst. to the HC



Robert Edwards
Video Coordinator



Aki Collins
Dir. of Operations



Sara Works
Dir. of Player Development



Nick Michael
Dir. of Strength/Cond.



Gilchrist Schmidt
Athletic Trainer



Isaiah Marin
 6'5" | 190 - Freshman - Guard
 Phoenix, Ariz. (College Prep Acad.)



NOTEWORTHY :

- Averaged 17.0 points, 6.0 assists and 4.0 rebounds per game at College Prep Acad.
- Three-time All-Region First Team honoree at Buckeye Union HS in Phoenix
- Averaged 18.0 points, 6.0 assists and 5.0 rebounds per game as a point guard

2020-21 GAME-BY-GAME STATISTICS

Opponent	Date	gs	min	Total		3-Pointers		Free throws		Rebounds					pts	avg				
				fg-fga	pct	3fg-fga	pct	ft-fta	pct	off	def	tot	avg	pf			a	t/o	blk	stl
vs Our Lady of the Lak	12/15/		5	1-1	1.00	1-1	1.00	0-0	.00	0	1	1	1.0	1	0	2	0	0	3	3.0
vs LeTourneau	12/17/		11	2-2	1.00	1-1	1.00	0-0	.00	0	2	2	1.5	1	2	0	0	0	5	4.0
at Boise St.	12/21/		4	0-2	.00	0-1	.00	0-2	.00	0	0	0	1.0	1	0	0	0	0	0	2.7
at Boise St.	12/23/		3	0-0	.00	0-0	.00	0-0	.00	0	0	0	0.8	2	1	0	0	0	0	2.0
vs Nevada	12/31/		7	1-1	1.00	0-0	.00	0-0	.00	0	2	2	1.0	2	0	0	0	0	2	2.0
vs Nevada	01/02/		24	1-4	.25	1-2	.50	0-0	.00	3	1	4	1.5	3	4	0	0	0	3	2.2
vs Utah State	01/06/	*	16	0-6	.00	0-1	.00	0-0	.00	1	3	4	1.9	3	1	3	0	0	0	1.9
vs Utah State	01/08/	*	16	0-3	.00	0-2	.00	0-0	.00	0	3	3	2.0	5	1	1	0	1	0	1.6
at Dixie St.	01/13/		15	4-6	.66	2-3	.66	3-4	.75	1	3	4	2.2	5	0	1	0	0	13	2.9
at UNLV	01/16/	*	16	0-3	.00	0-2	.00	0-0	.00	0	1	1	2.1	3	3	2	0	1	0	2.6
at UNLV	01/18/		11	0-4	.00	0-3	.00	0-0	.00	0	0	0	1.9	1	0	3	0	2	0	2.4
vs San José State	01/21/		12	1-4	.25	1-3	.33	2-2	1.00	0	3	3	2.0	2	3	1	0	1	5	2.6
vs San José State	01/23/		9	1-4	.25	1-3	.33	0-0	.00	0	0	0	1.8	1	3	2	0	1	3	2.6
at Fresno State	01/28/	dnp		-	-	-	-	-	-	-	-	-	-	-	-	-	-	-	-	-
at Fresno State	01/30/	dnp		-	-	-	-	-	-	-	-	-	-	-	-	-	-	-	-	-
SAN DIEGO STATE	2/3/21	dnp		-	-	-	-	-	-	-	-	-	-	-	-	-	-	-	-	-
SAN DIEGO STATE	2/5/21	dnp		-	-	-	-	-	-	-	-	-	-	-	-	-	-	-	-	-
at Colorado State	2/9/21	dnp		-	-	-	-	-	-	-	-	-	-	-	-	-	-	-	-	-
at Colorado State	2/11/2	dnp		-	-	-	-	-	-	-	-	-	-	-	-	-	-	-	-	-
WYOMING	2/17/2	dnp		-	-	-	-	-	-	-	-	-	-	-	-	-	-	-	-	-
WYOMING	2/19/2	dnp		-	-	-	-	-	-	-	-	-	-	-	-	-	-	-	-	-
at Air Force	2/22/2	dnp		-	-	-	-	-	-	-	-	-	-	-	-	-	-	-	-	-
at Air Force	2/24/2	dnp		-	-	-	-	-	-	-	-	-	-	-	-	-	-	-	-	-
Totals			3	11-40	.27	7-22	.31	5-8	.62	5	19	24	1.8	30	18	15	0	6	34	2.6

Games played: 13
 Minutes/game: 11.5
 Points/game: 2.6
 FG Pct: 27.5
 3FG Pct: 31.8
 FT Pct: 62.5

Rebounds/game: 1.8
 Assists/game: 1.4
 Turnovers/game: 1.2
 Assist/turnover ratio: 1.2
 Steals/game: 0.5

SEASON HIGHS

CAREER HIGHS AT UNM

Points: 13 at Dixie State (1-13-21)
 FG: 4 at Dixie State (1-13-21)
 FGA: 6 (2x) Last time at Dixie State (1-13-21)
 3FG: 2 at Dixie State (1-13-21)
 3FGA: 3 (5x) Last time vs SJSU (1-23-21)
 FT: 3 at Dixie State (1-13-21)
 FTA: 4 at Dixie State (1-13-21)
 Rebounds: 4 (3x) Last time at Dixie State (1-13-21)
 Assists: 4 vs Nevada (1-2-21)
 Blocks: N/A
 Steals: 2 at UNLV (1-18-21)
 Minutes Played: 24 vs Nevada (1-2-21)

Points: 13 at Dixie State (1-13-21)
 FG: 4 at Dixie State (1-13-21)
 FGA: 6 (2x) Last time at Dixie State (1-13-21)
 3FG: 2 at Dixie State (1-13-21)
 3FGA: 3 (5x) Last time vs SJSU (1-23-21)
 FT: 3 at Dixie State (1-13-21)
 FTA: 4 at Dixie State (1-13-21)
 Rebounds: 4 (3x) Last time at Dixie State (1-13-21)
 Assists: 4 vs Nevada (1-2-21)
 Blocks: N/A
 Steals: 2 at UNLV (1-18-21)
 Minutes Played: 24 vs Nevada (1-2-21)

CAREER STATISTICS

Season	gp-gs	min/avg	Total		3-Point		F-Throws		Rebounds					Scoring						
			fg-fga	pct	fg-fga	pct	ft-fta	pct	off	def	tot	avg	pf	fo	ast	to	blk	stl	pts	avg
2020-2	13-3	149/11.5	11-40	.275	7-22	.318	5-8	.625	5	19	24	1.8	30	2	18	15	0	6	34	2.6
TOTAL	13-3	149/11.5	11-40	.275	7-22	.318	5-8	.625	5	19	24	1.8	30	2	18	15	0	6	34	2.6



Bayron Matos
 6'9" | 215 - Redshirt-Freshman - Forward
 Santo Domingo, Dominican Rep. (Hamilton Heights Christian Acad. (Tenn))

1

NOTEWORTHY :

- Ranked No. 3 in the State of Tennessee and No. 16 in the nation after posting the most rebounds in the State of Tennessee.
- Registered the most double-doubles in Tenn. while leading his team to the State Championship in 2018.
- Arrived to UNM in Spring 2020 and redshirted

2020-21 GAME-BY-GAME STATISTICS

Opponent	Date	qs	min	Total		3-Pointers		Free throws		Rebounds				pf	a	t/o	blk	stl	pts	avg	
				fg-fga	pct	3fg-fga	pct	ft-fa	pct	off	def	tot	avg								
at Rice	12/13/		22	5-9	.55	0-0	.00	0-0	.00	3	2	5	5.0	1	2	4	1	1	10	10.0	
vs Our Lady of the Lak	12/15/	*	21	2-2	1.00	0-0	.00	2-2	1.00	2	1	3	4.0	2	2	2	3	0	6	8.0	
vs LeTourneau	12/17/		19	7-14	.50	0-0	.00	2-6	.33	6	4	10	6.0	0	0	2	1	0	16	10.7	
at Boise St.	12/21/	*	18	2-5	.40	0-0	.00	0-0	.00	0	2	2	5.0	4	0	0	0	0	4	9.0	
at Boise St.	12/23/	*	23	2-6	.33	0-0	.00	1-4	.25	4	0	4	4.8	2	0	0	0	0	5	8.2	
vs Nevada	12/31/	*	20	1-4	.25	0-0	.00	3-7	.42	5	3	8	5.3	3	0	3	0	1	5	7.7	
vs Nevada	01/02/	*	24	3-4	.75	0-0	.00	1-2	.50	2	1	3	5.0	1	1	0	0	0	7	7.6	
vs Utah State	01/06/	*	22	0-1	.00	0-0	.00	1-2	.50	1	3	4	4.9	2	0	1	1	0	1	6.8	
vs Utah State	01/08/	*	16	1-4	.25	0-0	.00	0-0	.00	1	2	3	4.7	3	0	0	0	0	2	6.2	
at Dixie St.	01/13/	*	16	4-9	.44	0-0	.00	0-1	.00	2	2	4	4.6	1	0	1	0	0	8	6.4	
at UNLV	01/16/	*	22	2-4	.50	0-0	.00	4-6	.66	3	4	7	4.8	2	0	0	0	0	8	6.5	
at UNLV	01/18/	*	22	2-2	1.00	0-0	.00	0-2	.00	1	3	4	4.8	1	0	0	0	0	4	6.3	
vs San José State	01/21/		14	3-8	.37	0-0	.00	0-1	.00	2	1	3	4.6	0	0	0	1	1	6	6.3	
vs San José State	01/23/		11	2-2	1.00	0-0	.00	1-2	.50	1	1	2	4.4	1	0	1	0	0	5	6.2	
at Fresno State	01/28/	*	26	1-2	.50	0-0	.00	1-3	.33	4	0	4	4.4	4	0	1	2	0	3	6.0	
at Fresno State	01/30/		11	1-3	.33	0-0	.00	0-0	.00	2	0	2	4.3	3	0	1	0	0	2	5.8	
SAN DIEGO STATE	2/3/21		dnp	-	-	-	-	-	-	-	-	-	-	-	-	-	-	-	-	-	
SAN DIEGO STATE	2/5/21		dnp	-	-	-	-	-	-	-	-	-	-	-	-	-	-	-	-	-	
at Colorado State	2/9/21		dnp	-	-	-	-	-	-	-	-	-	-	-	-	-	-	-	-	-	
at Colorado State	2/11/2		dnp	-	-	-	-	-	-	-	-	-	-	-	-	-	-	-	-	-	
WYOMING	2/17/2		dnp	-	-	-	-	-	-	-	-	-	-	-	-	-	-	-	-	-	
WYOMING	2/19/2		dnp	-	-	-	-	-	-	-	-	-	-	-	-	-	-	-	-	-	
at Air Force	2/22/2		dnp	-	-	-	-	-	-	-	-	-	-	-	-	-	-	-	-	-	
at Air Force	2/24/2		dnp	-	-	-	-	-	-	-	-	-	-	-	-	-	-	-	-	-	
Totals			11	307	38-79	.48	0-0	.00	16-38	.42	39	29	68	4.3	30	5	16	9	3	92	5.8

Games played: 16
 Minutes/game: 19.2
 Points/game: 5.8
 FG Pct: 48.1
 FT Pct: 42.1

Rebounds/game: 4.3
 Assists/game: 0.3
 Turnovers/game: 1.0
 Assist/turnover ratio: 0.3
 Steals/game: 0.2
 Blocks/game: 0.6

SEASON HIGHS

Points: 16 vs LeTourneau (12-17-20)
 FG: 7 vs LeTourneau (12-17-20)
 FGA: 14 vs LeTourneau (12-17-20)
 3FG: N/A
 3FGA: N/A
 FT: 3 vs Nevada (12-31-20)
 FTA: 7 vs Nevada (12-31-20)
 Rebounds: 10 vs LeTourneau (12-17-20)
 Assists: 2 (2x) Last time vs Our Lady of the Lake (12-15-20)
 Blocks: 3 vs Our Lady of the Lake (12-15-20)
 Steals: 1 (2x) Last time vs Nevada (12-31-20)
 Minutes Played: 26 at Fresno State (1-28-21)

CAREER HIGHS AT UNM

Points: 16 vs LeTourneau (12-17-20)
 FG: 7 vs LeTourneau (12-17-20)
 FGA: 14 vs LeTourneau (12-17-20)
 3FG: N/A
 3FGA: N/A
 FT: 3 vs Nevada (12-31-20)
 FTA: 7 vs Nevada (12-31-20)
 Rebounds: 10 vs LeTourneau (12-17-20)
 Assists: 2 (2x) Last time vs Our Lady of the Lake (12-15-20)
 Blocks: 3 vs Our Lady of the Lake (12-15-20)
 Steals: 1 (2x) Last time vs Nevada (12-31-20)
 Minutes Played: 26 at Fresno State (1-28-21)

CAREER STATISTICS

Season	gp-gs	min/avg	Total		3-Point		F-Throws		Rebounds				Scoring							
			fg-fga	pct	fg-fga	pct	ft-fa	pct	off	def	tot	avg	pf	fo	ast	to	blk	stl	pts	avg
2020-2	16-11	307/19.2	38-79	.481	0-0	.000	16-38	.421	39	29	68	4.3	30	0	5	16	9	3	92	5.8
TOTAL	16-11	307/19.2	38-79	.481	0-0	.000	16-38	.421	39	29	68	4.3	30	0	5	16	9	3	92	5.8



Saquan Singleton
 6'6" | 190 - Junior - Guard
 Bronx, N.Y. (Hutchinson CC)

2

NOTEWORTHY:

- Named 2020 All-Region VI Second Team;
- Named 2020 All-Jayhawk West First Team
- Finished sophomore season as Hutchinson's leading rebounder, assist and steals leader
- Averaged 11.8 points, 7.2 boards, 4.9 assists and 1.5 steals in 2019-20
- Posted a triple-double of 14 points, 13 rebounds and 11 assists at Hutchinson CC
- 1,000-point, All-League scorer in HS with 15 points per game

2020-21 GAME-BY-GAME STATISTICS

Opponent	Date	gs	min	Total		3-Pointers		Free throws		Rebounds				pf	a	t/o	blk	stl	pts	avg	
				fg-fga	pct	3fg-fga	pct	ft-fta	pct	off	def	tot	avg								
at Rice	12/13/	*	24	1-3	.33	0-0	.00	2-2	1.00	1	4	5	5.0	2	4	1	1	0	4	4.0	
vs Our Lady of the Lak	12/15/	*	22	6-9	.66	0-0	.00	1-2	.50	4	6	10	7.5	2	4	2	0	0	13	8.5	
vs LeTourneau	12/17/	*	19	2-5	.40	0-1	.00	3-7	.42	3	5	8	7.7	1	2	1	0	0	7	8.0	
at Boise St.	12/21/	*	22	2-3	.66	0-0	.00	1-5	.20	3	1	4	6.8	0	3	2	0	0	5	7.3	
at Boise St.	12/23/	*	21	1-8	.12	0-0	.00	6-7	.85	0	0	0	5.4	1	0	2	0	2	8	7.4	
vs Nevada	12/31/	*	29	3-9	.33	0-1	.00	2-5	.40	2	3	5	5.3	2	4	1	1	3	8	7.5	
vs Nevada	01/02/	*	30	2-5	.40	0-1	.00	6-10	.60	0	2	2	4.9	1	1	0	0	1	10	7.9	
vs Utah State	01/06/	*	19	3-8	.37	0-0	.00	3-4	.75	1	1	2	4.5	3	0	2	0	1	9	8.0	
vs Utah State	01/08/	*	7	0-3	.00	0-1	.00	0-0	.00	0	0	0	4.0	1	0	1	0	1	0	7.1	
at Dixie St.	01/13/	*	36	5-8	.62	0-0	.00	7-10	.70	2	4	6	4.2	3	4	1	4	1	17	8.1	
at UNLV	01/16/	*	25	0-0	.00	0-0	.00	7-9	.77	0	5	5	4.3	3	3	0	0	7	8.0		
at UNLV	01/18/	*	33	4-9	.44	0-0	.00	3-6	.50	2	4	6	4.4	3	6	4	1	4	11	8.3	
vs San José State	01/21/	*	28	2-9	.22	0-0	.00	1-2	.50	2	2	4	4.4	1	5	1	0	1	5	8.0	
vs San José State	01/23/	*	31	7-9	.77	0-0	.00	0-3	.00	0	2	2	4.2	4	11	1	1	1	14	8.4	
at Fresno State	01/28/	*	35	6-9	.66	0-0	.00	2-4	.50	1	9	10	4.6	4	1	9	1	1	14	8.8	
at Fresno State	01/30/	*	29	1-8	.12	0-2	.00	4-7	.57	3	3	6	4.7	3	1	5	1	1	6	8.6	
SAN DIEGO STATE	2/3/21	dnp	-	-	-	-	-	-	-	-	-	-	-	-	-	-	-	-	-	-	
SAN DIEGO STATE	2/5/21	dnp	-	-	-	-	-	-	-	-	-	-	-	-	-	-	-	-	-	-	
at Colorado State	2/9/21	dnp	-	-	-	-	-	-	-	-	-	-	-	-	-	-	-	-	-	-	
at Colorado State	2/11/2	dnp	-	-	-	-	-	-	-	-	-	-	-	-	-	-	-	-	-	-	
WYOMING	2/17/2	dnp	-	-	-	-	-	-	-	-	-	-	-	-	-	-	-	-	-	-	
WYOMING	2/19/2	dnp	-	-	-	-	-	-	-	-	-	-	-	-	-	-	-	-	-	-	
at Air Force	2/22/2	dnp	-	-	-	-	-	-	-	-	-	-	-	-	-	-	-	-	-	-	
at Air Force	2/24/2	dnp	-	-	-	-	-	-	-	-	-	-	-	-	-	-	-	-	-	-	
Totals			16	410	45-105	.42	0-6	.00	48-83	.57	24	51	75	4.7	34	49	36	10	17	138	8.6

Games played: 16
 Minutes/game: 25.6
 Points/game: 8.6
 FG Pct: 42.9
 3FG Pct: 0.0
 FT Pct: 57.8

Rebounds/game: 4.7
 Assists/game: 3.1
 Turnovers/game: 2.3
 Assist/turnover ratio: 1.4
 Steals/game: 1.1
 Blocks/game: 0.6

SEASON HIGHS

Points: 17 at Dixie State (1-13-21)
 FG: 6 vs Our Lady of the Lake (12-15-20)
 FGA: 9 (6x) Last time at Fresno State (1-28-21)
 3FG: 0
 3FGA: 1 (4x) Last time vs Utah State (1-8-21)
 FT: 7 at Dixie State (1-13-21)
 FTA: 10 (2x) Last time at Dixie State (1-13-21)
 Rebounds: 10 (2x) Last time at Fresno State (1-28-21)
 Assists: 11 vs SJSU (1-23-21)
 Blocks: 4 at Dixie State (1-13-21)
 Steals: 3 vs Nevada (12-31-20)
 Minutes Played: 36 at Dixie State (1-13-21)

CAREER HIGHS AT UNM

Points: 17 at Dixie State (1-13-21)
 FG: 6 vs Our Lady of the Lake (12-15-20)
 FGA: 9 (6x) Last time at Fresno State (1-28-21)
 3FG: 0
 3FGA: 1 (4x) Last time vs Utah State (1-8-21)
 FT: 7 at Dixie State (1-13-21)
 FTA: 10 (2x) Last time at Dixie State (1-13-21)
 Rebounds: 10 (2x) Last time at Fresno State (1-28-21)
 Assists: 11 vs SJSU (1-23-21)
 Blocks: 4 at Dixie State (1-13-21)
 Steals: 3 vs Nevada (12-31-20)
 Minutes Played: 36 at Dixie State (1-13-21)

CAREER STATISTICS

Season	gp-gs	min/avg	Total		3-Point		F-Throws		Rebounds				Scoring							
			fg-fga	pct	fg-fga	pct	ft-fta	pct	off	def	tot	avg	pf	fo	ast	to	blk	stl	pts	avg
2020-2	16-16	410/25.6	45-105	.429	0-6	.000	48-83	.578	24	51	75	4.7	34	0	49	36	10	17	138	8.6
TOTAL	16-16	410/25.6	45-105	.429	0-6	.000	48-83	.578	24	51	75	4.7	34	0	49	36	10	17	138	8.6



Keith McGee
 6'3" | 180 - Redshirt-Senior - Guard
 Rochester, N.Y. (South Plains College)

3

NOTEWORTHY :

- Averaged 9.1 ppg in 2018-19 shooting 44 percent from the floor
- Named 2018 NJCAA Tournament MVP with 20 points, 5 FG, 3-4 3FG, 7-12 FT
- Led South Plains to the 2018 NJCAA Men's National Championship
- Finished 2017-18 shooting 48.6 percent from the field, 44.7 percent from behind the arc while averaging 2.7 assists per game

2020-21 GAME-BY-GAME STATISTICS

Opponent	Date	gs	min	Total		3-Pointers		Free throws		Rebounds				pf	a	t/o	blk	stl	pts	avg
				fg-fga	pct	3fg-fga	pct	ft-fta	pct	off	def	tot	avg							
at Rice	12/13/	15	15	0-3	.00	0-2	.00	0-0	.00	1	2	3	3.0	0	0	1	1	0	0	0.0
vs Our Lady of the Lak	12/15/	16	16	4-7	.57	1-3	.33	0-0	.00	0	3	3	3.0	2	1	1	0	0	9	4.5
vs LeTourneau	12/17/	12	12	0-4	.00	0-3	.00	0-0	.00	2	1	3	3.0	1	2	4	0	0	0	3.0
at Boise St.	12/21/	12	12	2-4	.50	2-3	.66	0-0	.00	1	2	3	3.0	0	0	0	0	1	6	3.8
vs Nevada	12/31/	12	12	1-1	1.00	1-1	1.00	0-0	.00	0	1	1	2.6	1	0	0	0	0	3	3.6
vs Nevada	01/02/	17	17	5-11	.45	4-10	.40	0-0	.00	0	1	1	2.3	2	0	1	0	1	14	5.3
vs Utah State	01/06/	20	20	4-7	.57	2-5	.40	0-0	.00	1	1	2	2.3	2	1	1	0	0	10	6.0
vs Utah State	01/08/	16	16	2-5	.40	1-2	.50	0-0	.00	0	1	1	2.1	0	1	1	0	0	5	5.9
at Fresno State	01/28/	dnp	-	-	-	-	-	-	-	-	-	-	-	-	-	-	-	-	-	-
at Fresno State	01/30/	dnp	-	-	-	-	-	-	-	-	-	-	-	-	-	-	-	-	-	-
SAN DIEGO STATE	2/3/21	dnp	-	-	-	-	-	-	-	-	-	-	-	-	-	-	-	-	-	-
SAN DIEGO STATE	2/5/21	dnp	-	-	-	-	-	-	-	-	-	-	-	-	-	-	-	-	-	-
at Colorado State	2/9/21	dnp	-	-	-	-	-	-	-	-	-	-	-	-	-	-	-	-	-	-
at Colorado State	2/11/2	dnp	-	-	-	-	-	-	-	-	-	-	-	-	-	-	-	-	-	-
WYOMING	2/17/2	dnp	-	-	-	-	-	-	-	-	-	-	-	-	-	-	-	-	-	-
WYOMING	2/19/2	dnp	-	-	-	-	-	-	-	-	-	-	-	-	-	-	-	-	-	-
at Air Force	2/22/2	dnp	-	-	-	-	-	-	-	-	-	-	-	-	-	-	-	-	-	-
at Air Force	2/24/2	dnp	-	-	-	-	-	-	-	-	-	-	-	-	-	-	-	-	-	-
Totals		0	120	18-42	.42	11-29	.37	0-0	.00	5	12	17	2.1	8	5	9	1	2	47	5.9

Games played: 8
 Minutes/game: 15.0
 Points/game: 5.9
 FG Pct: 42.9
 3FG Pct: 37.9

Rebounds/game: 2.1
 Assists/game: 0.6
 Turnovers/game: 1.1
 Assist/turnover ratio: 0.6
 Steals/game: 0.3
 Blocks/game: 0.1

SEASON HIGHS

Points: 14 vs Nevada (1-2-21)
 FG: 5 vs Nevada (1-2-21)
 FGA: 11 vs Nevada (1-2-21)
 3FG: 4 vs Nevada (1-2-21)
 3FGA: 10 vs Nevada (1-2-21)
 FT: N/A
 FTA: N/A
 Rebounds: 3 (4x) Last time at Boise State (12-21-20)
 Assists: 2 vs LeTourneau (12-17-20)
 Blocks: 1 at Rice (12-13-20)
 Steals: 1 (2x) Last time vs Nevada (1-2-21)
 Minutes Played: 20 vs Utah State (1-6-21)

CAREER HIGHS AT UNM

Points: 25 at San José State (2-26-19)
 FG: 10 at San José State (2-26-19)
 FGA: 19 at San José State (2-26-19)
 3FG: 6 at Fresno State (2-1-20)
 3FGA: 11 at San José State (2-26-19)
 FT: 5 at Fresno State (2-2-19)
 FTA: 6 at Fresno State (2-2-19)
 Rebounds: 6 vs Wyoming (2-8-20)
 Assists: 5 (2x) Last time at San José State (2-26-19)
 Blocks: 1 (7x) Last time at Rice (12-13-20)
 Steals: 3 (3x) Last time at Fresno State (2-1-20)
 Minutes Played: 34 vs Nevada (2-18-20)

CAREER STATISTICS

Season	gp-gs	min/avg	Total		3-Point		F-Throws		Rebounds				Scoring							
			fg-fga	pct	fg-fga	pct	ft-fta	pct	off	def	tot	avg	pf	fo	ast	to	blk	stl	pts	avg
2018-1	29-12	587/20.2	93-209	.445	42-103	.408	35-44	.795	9	31	40	1.4	53	1	52	51	3	23	263	9.1
2019-2	31-2	495/16.0	71-150	.473	31-85	.365	9-15	.600	17	32	49	1.6	36	1	24	23	3	11	182	5.9
2020-2	8-0	120/15.0	18-42	.429	11-29	.379	0-0	.000	5	12	17	2.1	8	0	5	9	1	2	47	5.9
TOTAL	68-14	1202/17.7	182-401	.454	84-217	.387	44-59	.746	31	75	106	1.6	97	2	81	83	7	36	492	7.2



Emmanuel Kuac

6'7" | 200 - Sophomore - Guard
Calgary, Alberta, Canada (Kearns HS)

4

NOTEWORTHY :

- Signed his NLI as the 147th-ranked prospect in the nation as a wing
- Ranked a top-five player in Canada
- Captain of his high school squad as a senior
- Competed with Exum Elite and Gold Gauntlet 17U league
- Cherry & Silver Event Dunk Competition winner

2020-21 GAME-BY-GAME STATISTICS

Opponent	Date	qs	min	Total		3-Pointers		Free throws		Rebounds				pf	a	t/o	blk	stl	pts	avg	
				fg-fga	pct	3fg-fga	pct	ft-fa	pct	off	def	tot	avg								
at Rice	12/13/	*	20	3-6	.50	1-4	.25	1-2	.50	1	6	7	7.0	4	0	2	0	0	8	8.0	
vs Our Lady of the Lak	12/15/	*	18	3-5	.60	3-4	.75	0-0	.00	1	3	4	5.5	0	2	1	2	2	9	8.5	
vs LeTourneau	12/17/		16	3-7	.42	0-1	.00	0-0	.00	2	3	5	5.3	1	1	1	0	0	6	7.7	
at Boise St.	12/21/		16	1-5	.20	0-2	.00	0-0	.00	1	3	4	5.0	2	0	3	0	1	2	6.3	
at Boise St.	12/23/		13	1-1	1.00	1-1	1.00	0-0	.00	0	2	2	4.4	3	0	1	1	0	3	5.6	
vs Nevada	12/31/		19	0-4	.00	0-2	.00	0-0	.00	0	2	2	4.0	2	1	0	1	1	0	4.7	
vs Nevada	01/02/		8	1-1	1.00	1-1	1.00	0-1	.00	1	0	1	3.6	4	0	1	0	0	3	4.4	
vs Utah State	01/06/		12	1-3	.33	1-3	.33	0-0	.00	0	2	2	3.4	2	0	1	0	0	3	4.3	
vs Utah State	01/08/		15	0-2	.00	0-2	.00	0-0	.00	0	2	2	3.2	1	0	3	0	1	0	3.8	
at UNLV	01/16/		9	0-3	.00	0-2	.00	0-0	.00	2	2	4	3.3	0	1	1	0	0	0	3.4	
at UNLV	01/18/		22	2-5	.40	2-5	.40	0-0	.00	1	4	5	3.5	4	0	1	0	1	6	3.6	
vs San José State	01/21/		25	0-5	.00	0-4	.00	0-0	.00	1	4	5	3.6	1	0	0	0	0	0	3.3	
vs San José State	01/23/		22	1-5	.20	1-3	.33	0-0	.00	1	3	4	3.6	3	0	2	0	0	3	3.3	
at Fresno State	01/28/		13	0-1	.00	0-1	.00	0-0	.00	0	1	1	3.4	1	0	0	0	0	0	3.1	
at Fresno State	01/30/		8	0-0	.00	0-0	.00	0-0	.00	1	0	1	3.3	2	0	1	0	0	0	2.9	
SAN DIEGO STATE	2/3/21		dnp	-	-	-	-	-	-	-	-	-	-	-	-	-	-	-	-	-	
SAN DIEGO STATE	2/5/21		dnp	-	-	-	-	-	-	-	-	-	-	-	-	-	-	-	-	-	
at Colorado State	2/9/21		dnp	-	-	-	-	-	-	-	-	-	-	-	-	-	-	-	-	-	
at Colorado State	2/11/2		dnp	-	-	-	-	-	-	-	-	-	-	-	-	-	-	-	-	-	
WYOMING	2/17/2		dnp	-	-	-	-	-	-	-	-	-	-	-	-	-	-	-	-	-	
WYOMING	2/19/2		dnp	-	-	-	-	-	-	-	-	-	-	-	-	-	-	-	-	-	
at Air Force	2/22/2		dnp	-	-	-	-	-	-	-	-	-	-	-	-	-	-	-	-	-	
at Air Force	2/24/2		dnp	-	-	-	-	-	-	-	-	-	-	-	-	-	-	-	-	-	
Totals			2	236	16-53	.30	10-35	.28	1-3	.33	12	37	49	3.3	30	5	18	4	6	43	2.9

Games played: 15
Minutes/game: 15.7
Points/game: 2.9
FG Pct: 30.2
3FG Pct: 28.6
FT Pct: 33.3

Rebounds/game: 3.3
Assists/game: 0.3
Turnovers/game: 1.2
Assist/turnover ratio: 0.3
Steals/game: 0.4
Blocks/game: 0.3

SEASON HIGHS

Points: 9 vs Our Lady of the Lake (12-15-20)
FG: 3 (3x) Last time vs LeTourneau (12-17-20)
FGA: 7 vs LeTourneau (12-17-20)
3FG: 3 vs Our Lady of the Lake (12-15-20)
3FGA: 5 at UNLV (1-18-21)
FT: 1 at Rice (12-13-20)
FTA: 2 at Rice (12-13-20)
Rebounds: 7 at Rice (12-13-20)
Assists: 2 vs Our Lady of the Lake (12-15-20)
Blocks: 2 vs Our Lady of the Lake (12-15-20)
Steals: 2 vs Our Lady of the Lake (12-15-20)
Minutes Played: 25 vs SJISU (1-21-21)

CAREER HIGHS AT UNM

Points: 9 vs Our Lady of the Lake (12-15-20)
FG: 3 (5x) Last time vs LeTourneau (12-17-20)
FGA: 7 vs LeTourneau (12-17-20)
3FG: 3 vs Our Lady of the Lake (12-15-20)
3FGA: 5 at UNLV (1-18-21)
FT: 1 (2x) Last time at Rice (12-13-20)
FTA: 4 vs San José State (1-21-20)
Rebounds: 7 at Rice (12-13-20)
Assists: 2 (2x) Last time vs Our Lady of the Lake (12-15-20)
Blocks: 2 vs Our Lady of the Lake (12-15-20)
Steals: 2 (2x) Last time vs Our Lady of the Lake (12-15-20)
Minutes Played: 20 at Rice (12-13-20)

CAREER STATISTICS

Season	gp-qs	min/avg	Total		3-Point		F-Throws		Rebounds				Scoring							
			fg-fga	pct	fg-fga	pct	ft-fa	pct	off	def	tot	avg	pf	fo	ast	to	blk	stl	pts	avg
2019-2	19-0	118/6.2	12-23	.522	3-9	.333	1-6	.167	8	17	25	1.3	17	0	5	4	4	3	28	1.5
2020-2	15-2	236/15.7	16-53	.302	10-35	.286	1-3	.333	12	37	49	3.3	30	0	5	18	4	6	43	2.9
TOTAL	34-2	354/10.4	28-76	.368	13-44	.295	2-9	.222	20	54	74	2.2	47	0	10	22	8	9	71	2.1



5

Rod Brown
 6'8" | 218 - Redshirt-Junior - Forward
 Memphis, Tenn. (Pearl River CC/Wichita State)

NOTEWORTHY :

- Helped Pearl River CC to the only NJCAA DI Undefeated season, the No. 1 seed in the national tournament and its second-straight Region XXIII Championship as a sophomore in 2019-20
- Averaged 13.1 points, 6.5 rebounds and 1.3 assists shooting 56.4 percent
- Voted MVP at the 2017 district and regional tournament in high school
- Two-time UAA All-American on the summer hoops circuit

2020-21 GAME-BY-GAME STATISTICS

Opponent	Date	gs	min	Total		3-Pointers		Free throws		Rebounds				pf	a	t/o	blk	stl	pts	avg	
				fg-fga	pct	3fg-fga	pct	ft-fa	pct	off	def	tot	avg								
at Rice	12/13/	*	25	5-9	.55	0-0	.00	1-1	1.00	4	3	7	7.0	3	3	2	0	0	11	11.0	
vs Our Lady of the Lak	12/15/		18	6-6	1.00	0-0	.00	4-5	.80	1	3	4	5.5	0	0	2	1	0	16	13.5	
vs LeTourneau	12/17/	*	18	6-7	.85	0-0	.00	1-2	.50	3	5	8	6.3	1	0	0	1	0	13	13.3	
at Boise St.	12/21/	*	19	0-3	.00	0-0	.00	2-2	1.00	1	1	2	5.3	3	1	1	0	0	2	10.5	
at Boise St.	12/23/	*	21	4-7	.57	0-0	.00	0-0	.00	0	3	3	4.8	2	1	3	0	0	8	10.0	
vs Nevada	12/31/	*	29	3-10	.30	0-0	.00	8-14	.57	5	6	11	5.8	4	4	5	1	1	14	10.7	
vs Nevada	01/02/	*	22	2-4	.50	0-0	.00	5-8	.62	2	1	3	5.4	4	2	0	0	0	9	10.4	
vs Utah State	01/06/	*	23	1-5	.20	0-0	.00	3-4	.75	1	2	3	5.1	1	1	2	1	2	5	9.8	
vs Utah State	01/08/	*	27	2-8	.25	0-0	.00	0-0	.00	1	0	1	4.7	2	0	2	0	0	4	9.1	
at Dixie St.	01/13/	*	33	4-10	.40	0-0	.00	0-0	.00	6	6	12	5.4	1	2	0	2	0	8	9.0	
at UNLV	01/16/	*	22	3-5	.60	0-0	.00	1-2	.50	2	0	2	5.1	1	0	1	0	0	7	8.8	
at UNLV	01/18/		15	0-4	.00	0-0	.00	0-0	.00	1	2	3	4.9	1	2	1	0	1	0	8.1	
vs San José State	01/21/	*	32	6-10	.60	0-0	.00	3-4	.75	1	3	4	4.8	2	0	1	0	1	15	8.6	
vs San José State	01/23/	*	34	4-8	.50	0-0	.00	2-3	.66	5	2	7	5.0	5	4	2	0	0	10	8.7	
at Fresno State	01/28/	*	24	0-3	.00	0-0	.00	1-3	.33	3	2	5	5.0	4	1	3	1	1	1	8.2	
at Fresno State	01/30/	*	24	3-5	.60	0-0	.00	0-0	.00	1	4	5	5.0	1	0	0	0	0	6	8.1	
SAN DIEGO STATE	2/3/21		dnp	-	-	-	-	-	-	-	-	-	-	-	-	-	-	-	-	-	
SAN DIEGO STATE	2/5/21		dnp	-	-	-	-	-	-	-	-	-	-	-	-	-	-	-	-	-	
at Colorado State	2/9/21		dnp	-	-	-	-	-	-	-	-	-	-	-	-	-	-	-	-	-	
at Colorado State	2/11/2		dnp	-	-	-	-	-	-	-	-	-	-	-	-	-	-	-	-	-	
WYOMING	2/17/2		dnp	-	-	-	-	-	-	-	-	-	-	-	-	-	-	-	-	-	
WYOMING	2/19/2		dnp	-	-	-	-	-	-	-	-	-	-	-	-	-	-	-	-	-	
at Air Force	2/22/2		dnp	-	-	-	-	-	-	-	-	-	-	-	-	-	-	-	-	-	
at Air Force	2/24/2		dnp	-	-	-	-	-	-	-	-	-	-	-	-	-	-	-	-	-	
Totals			14	386	49-104	.47	0-0	.00	31-48	.64	37	43	80	5.0	35	21	25	7	6	129	8.1

Games played: 16
 Minutes/game: 24.1
 Points/game: 8.1
 FG Pct: 47.1
 FT Pct: 64.6

Rebounds/game: 5.0
 Assists/game: 1.3
 Turnovers/game: 1.6
 Assist/turnover ratio: 0.8
 Steals/game: 0.4
 Blocks/game: 0.4

SEASON HIGHS

Points: 16 vs Our Lady of the Lake (12-15-20)
 FG: 6 (3x) Last time vs SJSU (1-21-21)
 FGA: 10 (3x) Last time vs SJSU (1-21-21)
 3FG: N/A
 3FGA: N/A
 FT: 8 vs Nevada (12-31-20)
 FTA: 14 vs Nevada (12-31-20)
 Rebounds: 12 at Dixie State (1-13-21)
 Assists: 4 (2x) Last time vs SJSU (1-23-21)
 Blocks: 2 at Dixie State (1-13-21)
 Steals: 2 vs Utah State (1-6-21)
 Minutes Played: 34 vs SJSU (1-23-21)

CAREER HIGHS AT UNM

Points: 16 vs Our Lady of the Lake (12-15-20)
 FG: 6 (3x) Last time vs SJSU (1-21-21)
 FGA: 10 (3x) Last time vs SJSU (1-21-21)
 3FG: N/A
 3FGA: N/A
 FT: 8 vs Nevada (12-31-20)
 FTA: 14 vs Nevada (12-31-20)
 Rebounds: 12 at Dixie State (1-13-21)
 Assists: 4 (2x) Last time vs SJSU (1-23-21)
 Blocks: 2 at Dixie State (1-13-21)
 Steals: 2 vs Utah State (1-6-21)
 Minutes Played: 34 vs SJSU (1-23-21)

CAREER STATISTICS

Season	gp-gs	min/avg	Total		3-Point		F-Throws		Rebounds				Scoring							
			fg-fga	pct	fg-fga	pct	ft-fa	pct	off	def	tot	avg	pf	fo	ast	to	blk	stl	pts	avg
2020-2	16-14	386/24.1	49-104	.471	0-0	.000	31-48	.646	37	43	80	5.0	35	1	21	25	7	6	129	8.1
TOTAL	16-14	386/24.1	49-104	.471	0-0	.000	31-48	.646	37	43	80	5.0	35	1	21	25	7	6	129	8.1



Makuach Maluach

6'5" | 190 - Senior - Guard/Forward
Sydney, Australia (Newington College)

10

NOTEWORTHY :

- Scored a career-high 26 points at Air Force on 2-10-18.
- Ranks 4th all-time in Lobo freshman scoring with 327 points in 2016-17.
- Played prep ball at Newington College in Stanmore, NSW, Australia
- Graduated in 2017
- Member of Australian Junior National Team in the FIBA U18 Oceania Championships.

2020-21 GAME-BY-GAME STATISTICS

Opponent	Date	gs	min	Total		3-Pointers		Free throws		Rebounds				pf	a	t/o	blk	stl	pts	avg	
				fg-fga	pct	3fg-fga	pct	ft-fa	pct	off	def	tot	avg								
at Rice	12/13/	*	29	8-14	.57	2-2	1.00	5-6	.83	6	6	12	12.0	1	1	2	0	0	23	23.0	
vs Our Lady of the Lak	12/15/	*	24	6-10	.60	2-3	.66	3-8	.37	1	5	6	9.0	1	0	0	2	3	17	20.0	
vs LeTourneau	12/17/	*	21	6-8	.75	0-0	.00	3-4	.75	4	8	12	10.0	1	3	1	1	0	15	18.3	
at Boise St.	12/21/	*	27	5-12	.41	1-2	.50	2-3	.66	0	3	3	8.3	3	1	2	0	0	13	17.0	
at Boise St.	12/23/	*	25	2-10	.20	0-3	.00	4-4	1.00	0	4	4	7.4	1	0	6	1	2	8	15.2	
vs Nevada	12/31/	*	25	6-14	.42	2-6	.33	1-7	.14	1	2	3	6.7	3	1	2	0	0	15	15.2	
vs Nevada	01/02/	*	35	6-12	.50	1-5	.20	0-0	.00	2	4	6	6.6	3	5	6	0	1	13	14.9	
vs Utah State	01/06/	*	26	3-7	.42	1-1	1.00	0-0	.00	1	4	5	6.4	0	0	3	0	2	7	13.9	
vs Utah State	01/08/	*	25	5-11	.45	1-4	.25	2-2	1.00	0	2	2	5.9	1	0	2	2	2	13	13.8	
at Dixie St.	01/13/	*	30	5-12	.41	0-1	.00	2-2	1.00	1	5	6	5.9	4	2	2	1	0	12	13.6	
at UNLV	01/16/	*	30	4-15	.26	1-5	.20	4-4	1.00	0	1	1	5.5	3	2	2	1	0	1	13	13.5
at UNLV	01/18/	*	32	3-12	.25	2-7	.28	1-2	.50	0	8	8	5.7	3	1	4	0	0	9	13.2	
vs San José State	01/21/	*	36	10-14	.71	2-5	.40	3-3	1.00	1	5	6	5.7	4	3	4	0	4	25	14.1	
vs San José State	01/23/	*	35	2-11	.18	1-7	.14	1-1	1.00	0	6	6	5.7	4	6	3	0	0	6	13.5	
at Fresno State	01/28/	*	41	9-17	.52	0-1	.00	6-6	1.00	0	5	5	5.7	4	1	3	1	2	24	14.2	
at Fresno State	01/30/	*	36	5-17	.29	1-9	.11	0-2	.00	0	8	8	5.8	3	3	0	0	1	11	14.0	
SAN DIEGO STATE	2/3/21	dnp	-	-	-	-	-	-	-	-	-	-	-	-	-	-	-	-	-	-	
SAN DIEGO STATE	2/5/21	dnp	-	-	-	-	-	-	-	-	-	-	-	-	-	-	-	-	-	-	
at Colorado State	2/9/21	dnp	-	-	-	-	-	-	-	-	-	-	-	-	-	-	-	-	-	-	
at Colorado State	2/11/2	dnp	-	-	-	-	-	-	-	-	-	-	-	-	-	-	-	-	-	-	
WYOMING	2/17/2	dnp	-	-	-	-	-	-	-	-	-	-	-	-	-	-	-	-	-	-	
WYOMING	2/19/2	dnp	-	-	-	-	-	-	-	-	-	-	-	-	-	-	-	-	-	-	
at Air Force	2/22/2	dnp	-	-	-	-	-	-	-	-	-	-	-	-	-	-	-	-	-	-	
at Air Force	2/24/2	dnp	-	-	-	-	-	-	-	-	-	-	-	-	-	-	-	-	-	-	
Totals			16	477	85-196	.43	17-61	.27	37-54	.68	17	76	93	5.8	39	29	41	8	18	224	14.0

Games played: 16
Minutes/game: 29.8
Points/game: 14.0
FG Pct: 43.4
3FG Pct: 27.9
FT Pct: 68.5

Rebounds/game: 5.8
Assists/game: 1.8
Turnovers/game: 2.6
Assist/turnover ratio: 0.7
Steals/game: 1.1
Blocks/game: 0.5

SEASON HIGHS

CAREER HIGHS AT UNM

Points:25 vs SJSU (1-21-21)
FG:10 vs SJSU (1-21-21)
FGA:17 (2x) at Fresno State (1-30-21)
3FG:2 (5x) Last time vs SJSU (1-21-21)
3FGA:9 Last time at Fresno State (1-30-21)
FT:6 at Fresno State (1-28-21)
FTA:8 vs Our Lady of the Lake (12-15-20)
Rebounds:12 (2x) Last time vs LeTourneau (12-17-20)
Assists:6 vs SJSU (1-23-21)
Blocks:2 (2x) Last time vs Utah State (1-8-21)
Steals:4 vs SJSU (1-21-21)
Minutes Played:41 at Fresno State (1-28-21)

Points:26 at Air Force (2-10-18)
FG:10 (2x) Last time vs SJSU (1-21-21)
FGA:17 at Fresno State (1-30-21)
3FG:6 at Air Force (2-10-18)
3FGA:9 at Fresno State (1-30-21)
FT:12 at Wyoming (2-20-18)
FTA:15 at Wyoming (2-20-18)
Rebounds:13 vs San José State (1-21-20)
Assists:6 vs SJSU (1-23-21)
Blocks:3 (2x) Last time vs San Diego State (2-5-19)
Steals:4 vs SJSU (1-21-21)
Minutes Played:41 at Fresno State (1-28-21)

CAREER STATISTICS

Season	gp-gs	min/avg	Total		3-Point		F-Throws		Rebounds				Scoring							
			fg-fga	pct	fg-fga	pct	ft-fa	pct	off	def	tot	avg	pf	fo	ast	to	blk	stl	pts	avg
2017-1	34-15	669/19.7	117-211	.555	29-63	.460	64-79	.810	37	48	85	2.5	82	3	33	43	8	19	327	9.6
2018-1	32-28	846/26.4	105-274	.383	44-134	.328	62-89	.697	33	94	127	4.0	71	2	60	60	16	21	316	9.9
2019-2	33-33	895/27.1	117-244	.480	29-93	.312	53-73	.726	41	92	133	4.0	58	0	38	46	13	27	316	9.6
2020-2	16-16	477/29.8	85-196	.434	17-61	.279	37-54	.685	17	76	93	5.8	39	0	29	41	8	18	224	14.0
TOTAL	115-92	2887/25.1	424-925	.458	119-351	.339	216-295	.732	128	310	438	3.8	250	5	160	190	45	85	1183	10.3



Jeremiah Francis II
 6'1" | 205 - Sophomore - Point Guard
 Columbus, Ohio (North Carolina)

11

NOTEWORTHY :

- Saw action in 16 games for the Tar Heels including three starts
- Scored in double figures twice while at UNC
- Named OCC Player of the Year in high school
- Named First Team All-OCC, First Team All-District, First Team All-Ohio
- Named to the Pickerington HS Honor Roll twice

2020-21 GAME-BY-GAME STATISTICS

Opponent	Date	qs	min	Total		3-Pointers		Free throws		Rebounds				pf	a	t/o	blk	stl	pts	avg	
				fg-fga	pct	3fg-fga	pct	ft-fta	pct	off	def	tot	avg								
at Rice	12/13/	*	30	2-8	.25	0-4	.00	1-2	.50	0	2	2	2.0	2	2	0	0	3	5	5.0	
vs Our Lady of the Lak	12/15/	*	19	2-13	.15	1-7	.14	1-1	1.00	0	2	2	2.0	1	4	1	0	1	6	5.5	
vs LeTourneau	12/17/	*	13	1-3	.33	0-0	.00	0-0	.00	0	3	3	2.3	0	2	2	0	1	2	4.3	
at Boise St.	12/21/	*	26	0-5	.00	0-3	.00	0-0	.00	0	2	2	2.3	0	2	4	0	0	0	3.3	
at Boise St.	12/23/	*	21	3-8	.37	0-1	.00	0-0	.00	0	1	1	2.0	0	0	0	0	0	6	3.8	
vs Nevada	12/31/	*	26	0-5	.00	0-3	.00	0-0	.00	1	4	5	2.5	2	2	3	0	0	0	3.2	
vs Nevada	01/02/	*	19	1-6	.16	1-3	.33	7-8	.87	0	3	3	2.6	2	2	0	0	1	10	4.1	
vs Utah State	01/06/		18	3-5	.60	1-2	.50	1-2	.50	0	1	1	2.4	0	2	2	0	0	8	4.6	
vs Utah State	01/08/		19	3-7	.42	2-2	1.00	0-0	.00	0	0	0	2.1	0	3	2	0	0	8	5.0	
at Dixie St.	01/13/	*	20	0-8	.00	0-6	.00	3-4	.75	1	3	4	2.3	1	0	3	0	0	3	4.8	
at UNLV	01/16/		22	1-7	.14	0-5	.00	1-2	.50	0	1	1	2.2	0	4	2	0	1	3	4.6	
at UNLV	01/18/		13	2-4	.50	0-1	.00	0-0	.00	0	1	1	2.1	2	1	2	0	0	4	4.6	
vs San José State	01/21/		4	0-0	.00	0-0	.00	0-0	.00	0	0	0	1.9	0	1	1	0	0	0	4.2	
at Fresno State	01/28/		24	4-9	.44	1-3	.33	1-2	.50	1	1	2	1.9	1	0	1	0	1	10	4.6	
at Fresno State	01/30/	*	28	4-13	.30	2-7	.28	0-0	.00	1	0	1	1.9	0	1	4	0	1	10	5.0	
SAN DIEGO STATE	2/3/21		dnp	-	-	-	-	-	-	-	-	-	-	-	-	-	-	-	-	-	
SAN DIEGO STATE	2/5/21		dnp	-	-	-	-	-	-	-	-	-	-	-	-	-	-	-	-	-	
at Colorado State	2/9/21		dnp	-	-	-	-	-	-	-	-	-	-	-	-	-	-	-	-	-	
at Colorado State	2/11/2		dnp	-	-	-	-	-	-	-	-	-	-	-	-	-	-	-	-	-	
WYOMING	2/17/2		dnp	-	-	-	-	-	-	-	-	-	-	-	-	-	-	-	-	-	
WYOMING	2/19/2		dnp	-	-	-	-	-	-	-	-	-	-	-	-	-	-	-	-	-	
at Air Force	2/22/2		dnp	-	-	-	-	-	-	-	-	-	-	-	-	-	-	-	-	-	
at Air Force	2/24/2		dnp	-	-	-	-	-	-	-	-	-	-	-	-	-	-	-	-	-	
Totals			9	302	26-101	.25	8-47	.17	15-21	.71	4	24	28	1.9	11	26	27	0	9	75	5.0

Games played: 15
 Minutes/game: 20.1
 Points/game: 5.0
 FG Pct: 25.7
 3FG Pct: 17.0
 FT Pct: 71.4

Rebounds/game: 1.9
 Assists/game: 1.7
 Turnovers/game: 1.8
 Assist/turnover ratio: 1.0
 Steals/game: 0.6

SEASON HIGHS

Points:10 (3x) Last time at Fresno State (1-30-21)
 FG:3 (3x) Last time vs Utah State (1-8-21)
 FGA:13 (2x) Last time at Fresno State (1-30-21)
 3FG:2 (2x) Last time at Fresno State (1-30-21)
 3FGA:7 (2x) Last time at Fresno State (1-30-21)
 FT:7 vs Nevada (1-2-21)
 FTA:8 vs Nevada (1-2-21)
 Rebounds:5 vs Nevada (12-31-20)
 Assists:4 (2x) Last time at UNLV (1-16-21)
 Blocks:N/A
 Steals:3 at Rice (12-13-20)
 Minutes Played:30 at Rice (12-13-20)

CAREER HIGHS AT UNM

Points:10 (3x) Last time at Fresno State (1-30-21)
 FG:3 (3x) Last time vs Utah State (1-8-21)
 FGA:13 (2x) Last time at Fresno State (1-30-21)
 3FG:2 (2x) Last time at Fresno State (1-30-21)
 3FGA:7 (2x) Last time at Fresno State (1-30-21)
 FT:7 vs Nevada (1-2-21)
 FTA:8 vs Nevada (1-2-21)
 Rebounds:5 vs Nevada (12-31-20)
 Assists:4 (2x) Last time at UNLV (1-16-21)
 Blocks:N/A
 Steals:3 at Rice (12-13-20)
 Minutes Played:30 at Rice (12-13-20)

CAREER STATISTICS

Season	gp-gs	min/avg	Total		3-Point		F-Throws		Rebounds				Scoring							
			fg-fga	pct	fg-fga	pct	ft-fta	pct	off	def	tot	avg	pf	fo	ast	to	blk	stl	pts	avg
2020-2	15-9	302/20.1	26-101	.257	8-47	.170	15-21	.714	4	24	28	1.9	11	0	26	27	0	9	75	5.0
TOTAL	15-9	302/20.1	26-101	.257	8-47	.170	15-21	.714	4	24	28	1.9	11	0	26	27	0	9	75	5.0



Daniel Headdings
 6'2" | 185 - Redshirt-Freshman - Guard
 Wasilla, Alaska (Wasilla HS)

12

NOTEWORTHY :

- Averaged 20.4 points, 3.0 assists and 3.0 rebounds per game as a senior in HS
- Helped lead his squad to a pair of regional championships and a state championship
- Has 11 siblings
- Hails from the same hometown as recent graduate and four-year Lobo Dane Kuiper
- Redshirted in 2019-20

2020-21 GAME-BY-GAME STATISTICS

Opponent	Date	gs	min	Total		3-Pointers		Free throws		Rebounds				pf	a	t/o	blk	stl	pts	avg
				fg-fga	pct	3fg-fga	pct	ft-fta	pct	off	def	tot	avg							
vs Our Lady of the Lak	12/15/	2		0-0	.00	0-0	.00	0-0	.00	0	0	0	0.0	0	1	0	0	0	0	0.0
vs LeTourneau	12/17/	3		1-1	1.00	0-0	.00	1-1	1.00	0	1	1	0.5	1	0	0	0	0	3	1.5
at Boise St.	12/21/	0		1-1	1.00	1-1	1.00	0-0	.00	0	0	0	0.3	0	0	0	0	0	3	2.0
at Boise St.	12/23/	1		0-0	.00	0-0	.00	0-0	.00	0	0	0	0.3	0	0	0	0	0	0	1.5
at Fresno State	01/28/	dnp		-	-	-	-	-	-	-	-	-	-	-	-	-	-	-	-	-
at Fresno State	01/30/	dnp		-	-	-	-	-	-	-	-	-	-	-	-	-	-	-	-	-
SAN DIEGO STATE	2/3/21	dnp		-	-	-	-	-	-	-	-	-	-	-	-	-	-	-	-	-
SAN DIEGO STATE	2/5/21	dnp		-	-	-	-	-	-	-	-	-	-	-	-	-	-	-	-	-
at Colorado State	2/9/21	dnp		-	-	-	-	-	-	-	-	-	-	-	-	-	-	-	-	-
at Colorado State	2/11/2	dnp		-	-	-	-	-	-	-	-	-	-	-	-	-	-	-	-	-
WYOMING	2/17/2	dnp		-	-	-	-	-	-	-	-	-	-	-	-	-	-	-	-	-
WYOMING	2/19/2	dnp		-	-	-	-	-	-	-	-	-	-	-	-	-	-	-	-	-
at Air Force	2/22/2	dnp		-	-	-	-	-	-	-	-	-	-	-	-	-	-	-	-	-
at Air Force	2/24/2	dnp		-	-	-	-	-	-	-	-	-	-	-	-	-	-	-	-	-
Totals		0	6	2-2	1.00	1-1	1.00	1-1	1.00	0	1	1	0.3	1	1	0	0	0	6	1.5

Games played: 4
 Minutes/game: 1.5
 Points/game: 1.5
 FG Pct: 100.0
 3FG Pct: 100.0
 FT Pct: 100.0

Rebounds/game: 0.3
 Assists/game: 0.3
 Assist/turnover ratio: 99.9

SEASON HIGHS

Points: 3 (2x) Last time at Boise State (12-21-20)
 FG: 1 (2x) Last time at Boise State (12-21-20)
 FGA: 1 (2x) Last time at Boise State (12-21-20)
 3FG: 1 at Boise State (12-21-20)
 3FGA: 1 at Boise State (12-21-20)
 FT: 1 vs LeTourneau (12-17-20)
 FTA: 1 vs LeTourneau (12-17-20)
 Rebounds: 1 vs LeTourneau (12-17-20)
 Assists: 1 vs Our Lady of the Lake (12-15-20)
 Blocks: N/A
 Steals: N/A
 Minutes Played: 3 vs LeTourneau (12-17-20)

CAREER HIGHS AT UNM

Points: 3 (2x) Last time at Boise State (12-21-20)
 FG: 1 (2x) Last time at Boise State (12-21-20)
 FGA: 1 (2x) Last time at Boise State (12-21-20)
 3FG: 1 at Boise State (12-21-20)
 3FGA: 1 at Boise State (12-21-20)
 FT: 1 vs LeTourneau (12-17-20)
 FTA: 1 vs LeTourneau (12-17-20)
 Rebounds: 1 vs LeTourneau (12-17-20)
 Assists: 1 vs Our Lady of the Lake (12-15-20)
 Blocks: N/A
 Steals: N/A
 Minutes Played: 3 vs LeTourneau (12-17-20)

CAREER STATISTICS

Season	gp-gs	min/avg	Total		3-Point		F-Throws		Rebounds				Scoring							
			fg-fga	pct	fg-fga	pct	ft-fta	pct	off	def	tot	avg	pf	fo	ast	to	blk	stl	pts	avg
2020-21	4-0	6/1.5	2-2	1.000	1-1	1.000	1-1	1.000	0	1	1	0.3	1	0	1	0	0	0	6	1.5
TOTAL	4-0	6/1.5	2-2	1.000	1-1	1.000	1-1	1.000	0	1	1	0.3	1	0	1	0	0	0	6	1.5



Javonté Johnson
 6'6" | 190 - Freshman - Guard
 Colorado Springs, Colo. (Cheyenne Mountain HS)

13

NOTEWORTHY :

- Named First Team All-State at Cheyenne Mountain HS
- Adidas National Qualifier
- Averaged 22.4 points, 9.6 rebounds and 1.8 steals per game as a junior

2020-21 GAME-BY-GAME STATISTICS

Opponent	Date	gs	min	Total		3-Pointers		Free throws		Rebounds				pf	a	t/o	blk	stl	pts	avg
				fg-fga	pct	3fg-fga	pct	ft-fga	pct	off	def	tot	avg							
at Rice	12/13/	9	1-3	.33	0-2	.00	0-0	.00	0	0	0	0.0	1	0	0	0	1	2	2.0	
vs Our Lady of the Lak	12/15/	12	3-3	1.00	1-1	1.00	0-0	.00	0	1	1	0.5	0	2	0	0	1	7	4.5	
vs LeTourneau	12/17/	10	1-4	.25	0-1	.00	2-4	.50	2	1	3	1.3	0	1	0	0	1	4	4.3	
at Boise St.	12/21/	9	1-4	.25	1-1	1.00	0-0	.00	0	0	0	1.0	3	0	0	0	0	3	4.0	
at Boise St.	12/23/	14	2-4	.50	0-1	.00	3-3	1.00	0	1	1	1.0	0	0	1	0	0	7	4.6	
vs Nevada	12/31/	7	0-1	.00	0-1	.00	1-2	.50	1	0	1	1.0	0	0	0	0	0	1	4.0	
vs Nevada	01/02/	3	0-0	.00	0-0	.00	0-0	.00	0	1	1	1.0	1	0	0	0	0	0	3.4	
vs Utah State	01/06/	9	0-3	.00	0-2	.00	2-2	1.00	1	0	1	1.0	2	0	0	0	0	2	3.3	
vs Utah State	01/08/	20	0-4	.00	0-3	.00	0-0	.00	0	1	1	1.0	2	1	0	0	0	0	2.9	
at Dixie St.	01/13/	18	1-3	.33	0-1	.00	1-2	.50	0	3	3	1.2	1	0	0	0	0	3	2.9	
at UNLV	01/16/	17	2-4	.50	2-3	.66	0-0	.00	1	1	2	1.3	2	0	0	0	0	6	3.2	
at UNLV	01/18/	* 14	0-3	.00	0-1	.00	0-0	.00	0	0	0	1.2	2	0	2	0	1	0	2.9	
vs San José State	01/21/	5	0-2	.00	0-2	.00	0-0	.00	0	0	0	1.1	0	0	0	0	0	0	2.7	
vs San José State	01/23/	9	0-0	.00	0-0	.00	0-0	.00	0	2	2	1.1	1	0	0	0	0	0	2.5	
at Fresno State	01/28/	8	0-1	.00	0-0	.00	0-0	.00	1	1	2	1.2	0	0	0	0	0	0	2.3	
at Fresno State	01/30/	10	2-4	.50	0-1	.00	0-0	.00	1	0	1	1.2	0	1	0	0	0	4	2.4	
SAN DIEGO STATE	2/3/21	dnp	-	-	-	-	-	-	-	-	-	-	-	-	-	-	-	-	-	
SAN DIEGO STATE	2/5/21	dnp	-	-	-	-	-	-	-	-	-	-	-	-	-	-	-	-	-	
at Colorado State	2/9/21	dnp	-	-	-	-	-	-	-	-	-	-	-	-	-	-	-	-	-	
at Colorado State	2/11/2	dnp	-	-	-	-	-	-	-	-	-	-	-	-	-	-	-	-	-	
WYOMING	2/17/2	dnp	-	-	-	-	-	-	-	-	-	-	-	-	-	-	-	-	-	
WYOMING	2/19/2	dnp	-	-	-	-	-	-	-	-	-	-	-	-	-	-	-	-	-	
at Air Force	2/22/2	dnp	-	-	-	-	-	-	-	-	-	-	-	-	-	-	-	-	-	
at Air Force	2/24/2	dnp	-	-	-	-	-	-	-	-	-	-	-	-	-	-	-	-	-	
Totals		1	174	13-43	.30	4-20	.20	9-13	.69	7	12	19	1.2	15	5	3	0	4	39	2.4

Games played: 16
 Minutes/game: 10.9
 Points/game: 2.4
 FG Pct: 30.2
 3FG Pct: 20.0
 FT Pct: 69.2

Rebounds/game: 1.2
 Assists/game: 0.3
 Turnovers/game: 0.2
 Assist/turnover ratio: 1.7
 Steals/game: 0.3

SEASON HIGHS

Points: 7 (2x) Last time at Boise State (12-23-20)
 FG: 3 vs Our Lady of the Lake (12-15-20)
 FGA: 4 (6x) Last time at Fresno State (1-30-21)
 3FG: 2 at UNLV (1-16-21)
 3FGA: 3 (2x) Last time at UNLV (1-16-21)
 FT: 3 at Boise State (12-23-20)
 FTA: 4 vs LeTourneau (12-17-20)
 Rebounds: 3 (2x) Last time at Dixie State (1-13-21)
 Assists: 2 vs Our Lady of the Lake (12-15-20)
 Blocks: N/A
 Steals: 1 (4x) Last time at UNLV (1-18-21)
 Minutes Played: 20 vs Utah State (1-8-21)

CAREER HIGHS AT UNM

Points: 7 (2x) Last time at Boise State (12-23-20)
 FG: 3 vs Our Lady of the Lake (12-15-20)
 FGA: 4 (6x) Last time at Fresno State (1-30-21)
 3FG: 2 at UNLV (1-16-21)
 3FGA: 3 (2x) Last time at UNLV (1-16-21)
 FT: 3 at Boise State (12-23-20)
 FTA: 4 vs LeTourneau (12-17-20)
 Rebounds: 3 (2x) Last time at Dixie State (1-13-21)
 Assists: 2 vs Our Lady of the Lake (12-15-20)
 Blocks: N/A
 Steals: 1 (4x) Last time at UNLV (1-18-21)
 Minutes Played: 20 vs Utah State (1-8-21)

CAREER STATISTICS

Season	gp-gs	min/avg	Total		3-Point		F-Throws		Rebounds				Scoring							
			fg-fga	pct	fg-fga	pct	ft-fga	pct	off	def	tot	avg	pf	fo	ast	to	blk	stl	pts	avg
2020-2	16-1	174/10.9	13-43	.302	4-20	.200	9-13	.692	7	12	19	1.2	15	0	5	3	0	4	39	2.4
TOTAL	16-1	174/10.9	13-43	.302	4-20	.200	9-13	.692	7	12	19	1.2	15	0	5	3	0	4	39	2.4



Logan Padgett

14

6'7" | 210 - Sophomore - Forward
Homewood, Ala. (Samford)

NOTEWORTHY :

- Competed in 33 games as a freshman at Samford, starting eight
- Averaged 17.6 minutes posting 3.3 rebounds and 2.4 points per game
- Helped his HS team to area, regional and state championships in 2016
- Averaged 18.0 points, 11.0 rebounds and 2.0 assists per game as a senior
- Averaged 14.0 points, 2.0 assists and 10.0 rebounds in his HS career
- 2x All-Area, 2x All-Area Tournament
- Also lettered in football

2020-21 GAME-BY-GAME STATISTICS

Opponent	Date	gs	min	Total		3-Pointers		Free throws		Rebounds				pf	a	t/o	blk	stl	pts	avg
				fg-fga	pct	3fg-fga	pct	ft-fa	pct	off	def	tot	avg							
vs Our Lady of the Lak	12/15/	4		0-1	.00	0-0	.00	0-0	.00	1	0	1	1.0	0	1	0	0	1	0	0.0
vs LeTourneau	12/17/	9		3-4	.75	1-1	1.00	0-0	.00	1	1	2	1.5	0	0	0	0	0	7	3.5
at Boise St.	12/21/	5		0-1	.00	0-0	.00	0-0	.00	2	0	2	1.7	0	0	0	0	0	0	2.3
at Boise St.	12/23/	10		0-1	.00	0-1	.00	0-0	.00	0	2	2	1.8	0	0	1	0	0	0	1.8
vs Utah State	01/06/	5		0-3	.00	0-2	.00	0-0	.00	0	1	1	1.6	0	0	0	0	1	0	1.4
vs Utah State	01/08/	3		0-0	.00	0-0	.00	0-0	.00	0	1	1	1.5	0	1	1	1	0	0	1.2
at Fresno State	01/28/	dnp		-	-	-	-	-	-	-	-	-	-	-	-	-	-	-	-	-
at Fresno State	01/30/	dnp		-	-	-	-	-	-	-	-	-	-	-	-	-	-	-	-	-
SAN DIEGO STATE	2/3/21	dnp		-	-	-	-	-	-	-	-	-	-	-	-	-	-	-	-	-
SAN DIEGO STATE	2/5/21	dnp		-	-	-	-	-	-	-	-	-	-	-	-	-	-	-	-	-
at Colorado State	2/9/21	dnp		-	-	-	-	-	-	-	-	-	-	-	-	-	-	-	-	-
at Colorado State	2/11/2	dnp		-	-	-	-	-	-	-	-	-	-	-	-	-	-	-	-	-
WYOMING	2/17/2	dnp		-	-	-	-	-	-	-	-	-	-	-	-	-	-	-	-	-
WYOMING	2/19/2	dnp		-	-	-	-	-	-	-	-	-	-	-	-	-	-	-	-	-
at Air Force	2/22/2	dnp		-	-	-	-	-	-	-	-	-	-	-	-	-	-	-	-	-
at Air Force	2/24/2	dnp		-	-	-	-	-	-	-	-	-	-	-	-	-	-	-	-	-
Totals		0	36	3-10	.30	1-4	.25	0-0	.00	4	5	9	1.5	0	2	2	1	2	7	1.2

Games played: 6
Minutes/game: 6.0
Points/game: 1.2
FG Pct: 30.0
3FG Pct: 25.0

Rebounds/game: 1.5
Assists/game: 0.3
Turnovers/game: 0.3
Assist/turnover ratio: 1.0
Steals/game: 0.3
Blocks/game: 0.2

SEASON HIGHS

Points: 7 vs LeTourneau (12-17-20)
FG: 3 vs LeTourneau (12-17-20)
FGA: 4 vs LeTourneau (12-17-20)
3FG: 2 vs Utah State (1-6-21)
3FGA: 1 (2x) Last time at Boise State (12-23-20)
FT: N/A
FTA: N/A
Rebounds: 2 (3x) Last time at Boise State (12-23-20)
Assists: 1 (2x) Last time vs Utah State (1-8-21)
Blocks: 1 vs Utah State (1-8-21)
Steals: 1 (2x) Last time vs Utah State (1-6-21)
Minutes Played: 10 at Boise State (12-23-20)

CAREER HIGHS AT UNM

Points: 7 vs LeTourneau (12-17-20)
FG: 3 vs LeTourneau (12-17-20)
FGA: 4 vs LeTourneau (12-17-20)
3FG: 2 vs Utah State (1-6-21)
3FGA: 1 (2x) Last time at Boise State (12-23-20)
FT: N/A
FTA: N/A
Rebounds: 2 (3x) Last time at Boise State (12-23-20)
Assists: 1 (2x) Last time vs Utah State (1-8-21)
Blocks: 1 vs Utah State (1-8-21)
Steals: 1 (2x) Last time vs Utah State (1-6-21)
Minutes Played: 10 at Boise State (12-23-20)

CAREER STATISTICS

Season	gp-gs	min/avg	Total		3-Point		F-Throws		Rebounds				Scoring							
			fg-fga	pct	fg-fga	pct	ft-fa	pct	off	def	tot	avg	pf	fo	ast	to	blk	stl	pts	avg
2020-2	6-0	36/6.0	3-10	.300	1-4	.250	0-0	.000	4	5	9	1.5	0	0	2	2	1	2	7	1.2
TOTAL	6-0	36/6.0	3-10	.300	1-4	.250	0-0	.000	4	5	9	1.5	0	0	2	2	1	2	7	1.2



Clay Patterson
6'1" | 180 - Redshirt-Junior - Guard
Rio Rancho, N.M. (Rio Rancho HS/Fort Lewis)

20

NOTEWORTHY :

- 2016 New Mexico Gatorade Player of the Year while at Rio Rancho
- Mr. Basketball 2016
- Helped Rio Rancho to New Mexico State Championship in 2016
- New Mexico State Tournament MVP in 2016
- USA Today New Mexico First Team
- Three-time All-District Academic Team honoree

2020-21 GAME-BY-GAME STATISTICS

Opponent	Date	gs	min	Total		3-Pointers		Free throws		Rebounds				Other				pts	avg			
				fg-fga	pct	3fg-fga	pct	ft-fa	pct	off	def	tot	avg	pf	a	t/o	blk			stl		
at Rice	12/13/		2	0-0	.00	0-0	.00	0-0	.00	0	0	0	0.0	0	0	0	0	0	0	0	0	0.0
vs Our Lady of the Lak	12/15/		7	1-1	1.00	1-1	1.00	0-0	.00	0	0	0	0.0	1	1	0	0	0	0	0	3	1.5
vs LeTourneau	12/17/		7	0-3	.00	0-2	.00	0-0	.00	0	2	2	0.7	2	1	1	0	0	0	0	0	1.0
at Boise St.	12/21/		4	0-1	.00	0-1	.00	1-2	.50	0	1	1	0.8	0	0	0	0	0	0	1	1.0	
at Boise St.	12/23/		2	0-1	.00	0-1	.00	0-0	.00	0	0	0	0.6	0	0	0	0	0	0	0	0.8	
vs Utah State	01/06/		3	0-1	.00	0-1	.00	0-0	.00	0	0	0	0.5	0	0	0	0	1	0	0	0.7	
at Fresno State	01/28/		dnp	-	-	-	-	-	-	-	-	-	-	-	-	-	-	-	-	-	-	
at Fresno State	01/30/		2	0-0	.00	0-0	.00	0-0	.00	0	0	0	0.4	0	0	0	0	0	0	0	0.6	
SAN DIEGO STATE	2/3/21		dnp	-	-	-	-	-	-	-	-	-	-	-	-	-	-	-	-	-	-	
SAN DIEGO STATE	2/5/21		dnp	-	-	-	-	-	-	-	-	-	-	-	-	-	-	-	-	-	-	
at Colorado State	2/9/21		dnp	-	-	-	-	-	-	-	-	-	-	-	-	-	-	-	-	-	-	
at Colorado State	2/11/2		dnp	-	-	-	-	-	-	-	-	-	-	-	-	-	-	-	-	-	-	
WYOMING	2/17/2		dnp	-	-	-	-	-	-	-	-	-	-	-	-	-	-	-	-	-	-	
WYOMING	2/19/2		dnp	-	-	-	-	-	-	-	-	-	-	-	-	-	-	-	-	-	-	
at Air Force	2/22/2		dnp	-	-	-	-	-	-	-	-	-	-	-	-	-	-	-	-	-	-	
at Air Force	2/24/2		dnp	-	-	-	-	-	-	-	-	-	-	-	-	-	-	-	-	-	-	
Totals			0	27	1-7	.14	1-6	.16	1-2	.50	0	3	3	0.4	3	2	1	0	1	4	0.6	

Games played: 7
 Minutes/game: 3.9
 Points/game: 0.6
 FG Pct: 14.3
 3FG Pct: 16.7
 FT Pct: 50.0

Rebounds/game: 0.4
 Assists/game: 0.3
 Turnovers/game: 0.1
 Assist/turnover ratio: 2.0
 Steals/game: 0.1

SEASON HIGHS

Points: 3 vs Our Lady of the Lake (12-15-20)
 FG: 1 vs Our Lady of the Lake (12-15-20)
 FGA: 3 vs LeTourneau (12-17-20)
 3FG: 1 vs Our Lady of the Lake (12-15-20)
 3FGA: 2 vs LeTourneau (12-17-20)
 FT: 1 at Boise State (12-21-20)
 FTA: 2 at Boise State (12-21-20)
 Rebounds: 2 vs LeTourneau (12-17-20)
 Assists: 1 (2x) Last time vs LeTourneau (12-17-20)
 Blocks: N/A
 Steals: 1 vs Utah State (1-6-21)
 Minutes Played: 7 (2x) Last time vs LeTourneau (12-17-20)

CAREER HIGHS AT UNM

Points: 4 vs San José State (1-21-20)
 FG: 1 vs Our Lady of the Lake (12-15-20)
 FGA: 3 (2x) Last time vs LeTourneau (12-17-20)
 3FG: 1 vs Our Lady of the Lake (12-15-20)
 3FGA: 2 (2x) Last time vs LeTourneau (12-17-20)
 FT: 4 vs San José State (1-21-20)
 FTA: 4 vs San José State (1-21-20)
 Rebounds: 2 (2x) Last time vs LeTourneau (12-17-20)
 Assists: 1 (6x) Last time vs LeTourneau (12-17-20)
 Blocks: N/A
 Steals: 1 vs Utah State (1-6-21)
 Minutes Played: 7 vs LeTourneau (12-17-20)

CAREER STATISTICS

Season	gp-gs	min/avg	Total		3-Point		F-Throws		Rebounds				Scoring							
			fg-fga	pct	fg-fga	pct	ft-fa	pct	off	def	tot	avg	pf	fo	ast	to	blk	stl	pts	avg
2018-1	3-0	13/4.3	0-4	.000	0-3	.000	2-2	1.00	1	2	3	1.0	0	0	1	0	0	0	2	0.7
2019-2	9-0	21/2.3	0-2	.000	0-2	.000	6-6	1.00	0	3	3	0.3	1	0	3	1	0	1	6	0.7
2020-2	7-0	27/3.9	1-7	.143	1-6	.167	1-2	.500	0	3	3	0.4	3	0	2	1	0	1	4	0.6
TOTAL	19-0	61/3.2	1-13	.077	1-11	.091	9-10	.900	1	8	9	0.5	4	0	6	2	0	2	12	0.6



Nolan Dorsey
 6'5" | 185 - Freshman - Point Guard
 Knightdale, N.C., (Milbrook HS)

21

NOTEWORTHY :

- Helped his Milbrook HS squad to the conference championship in 2018
- Named All-Conference as a junior
- Averaged over 10 assists per game in the summer of 2019 for Big Shots Elite NC
- Honor Roll recipient at Milbrook HS

2020-21 GAME-BY-GAME STATISTICS

Opponent	Date	gs	min	Total		3-Pointers		Free throws		Rebounds				pf	a	t/o	blk	stl	pts	avg
				fg-fga	pct	3fg-fga	pct	ft-fa	pct	off	def	tot	avg							
vs Our Lady of the Lak	12/15/	3		0-0	.00	0-0	.00	0-0	.00	0	0	0	0.0	0	0	1	0	0	0	0.0
vs LeTourneau	12/17/	10		0-2	.00	0-1	.00	0-0	.00	0	1	1	0.5	0	1	0	0	0	0	0.0
at Boise St.	12/21/	2		0-0	.00	0-0	.00	0-0	.00	0	0	0	0.3	0	1	0	0	0	0.0	
at Boise St.	12/23/	14		0-0	.00	0-0	.00	0-0	.00	0	0	0	0.3	0	0	3	0	0	0.0	
vs Utah State	01/06/	6		0-1	.00	0-1	.00	0-0	.00	0	0	0	0.2	0	0	0	0	0	0.0	
vs Utah State	01/08/	15		3-6	.50	1-3	.33	0-0	.00	1	1	2	0.5	1	0	0	0	1	7 1.2	
at Dixie St.	01/13/	8		0-1	.00	0-0	.00	0-0	.00	0	2	2	0.7	0	0	0	0	0	1.0	
at UNLV	01/16/	7		0-0	.00	0-0	.00	0-0	.00	0	0	0	0.6	0	0	0	0	1	0 0.9	
at Fresno State	01/28/	dnp		-	-	-	-	-	-	-	-	-	-	-	-	-	-	-	-	
at Fresno State	01/30/	dnp		-	-	-	-	-	-	-	-	-	-	-	-	-	-	-	-	
SAN DIEGO STATE	2/3/21	dnp		-	-	-	-	-	-	-	-	-	-	-	-	-	-	-	-	
SAN DIEGO STATE	2/5/21	dnp		-	-	-	-	-	-	-	-	-	-	-	-	-	-	-	-	
at Colorado State	2/9/21	dnp		-	-	-	-	-	-	-	-	-	-	-	-	-	-	-	-	
at Colorado State	2/11/2	dnp		-	-	-	-	-	-	-	-	-	-	-	-	-	-	-	-	
WYOMING	2/17/2	dnp		-	-	-	-	-	-	-	-	-	-	-	-	-	-	-	-	
WYOMING	2/19/2	dnp		-	-	-	-	-	-	-	-	-	-	-	-	-	-	-	-	
at Air Force	2/22/2	dnp		-	-	-	-	-	-	-	-	-	-	-	-	-	-	-	-	
at Air Force	2/24/2	dnp		-	-	-	-	-	-	-	-	-	-	-	-	-	-	-	-	
Totals		0	65	3-10	.30	1-5	.20	0-0	.00	1	4	5	0.6	1	2	4	0	2	7	0.9

Games played: 8
 Minutes/game: 8.1
 Points/game: 0.9
 FG Pct: 30.0
 3FG Pct: 20.0

Rebounds/game: 0.6
 Assists/game: 0.3
 Turnovers/game: 0.5
 Assist/turnover ratio: 0.5
 Steals/game: 0.3

SEASON HIGHS

Points: 7 vs Utah State (1-8-21)
 FG: 3 vs Utah State (1-8-21)
 FGA: 6 vs Utah State (1-8-21)
 3FG: 1 vs Utah State (1-8-21)
 3FGA: 3 vs Utah State (1-8-21)
 FT: N/A
 FTA: N/A
 Rebounds: 2 (2x) Last time at Dixie State (1-13-21)
 Assists: 1 (2x) Last time at Boise State (12-21-20)
 Blocks: N/A
 Steals: 1 (2x) Last time at UNLV (1-16-21)
 Minutes Played: 15 vs Utah State (1-8-21)

CAREER HIGHS AT UNM

Points: 7 vs Utah State (1-8-21)
 FG: 3 vs Utah State (1-8-21)
 FGA: 6 vs Utah State (1-8-21)
 3FG: 1 vs Utah State (1-8-21)
 3FGA: 3 vs Utah State (1-8-21)
 FT: N/A
 FTA: N/A
 Rebounds: 2 (2x) Last time at Dixie State (1-13-21)
 Assists: 1 (2x) Last time at Boise State (12-21-20)
 Blocks: N/A
 Steals: 1 (2x) Last time at UNLV (1-16-21)
 Minutes Played: 15 vs Utah State (1-8-21)

CAREER STATISTICS

Season	gp-gs	min/avg	Total		3-Point		F-Throws		Rebounds				Scoring							
			fg-fga	pct	fg-fga	pct	ft-fa	pct	off	def	tot	avg	pf	fo	ast	to	blk	stl	pts	avg
2020-2	8-0	65/8.1	3-10	.300	1-5	.200	0-0	.000	1	4	5	0.6	1	0	2	4	0	2	7	0.9
TOTAL	8-0	65/8.1	3-10	.300	1-5	.200	0-0	.000	1	4	5	0.6	1	0	2	4	0	2	7	0.9



Valdir Manuel
 6'10" | 225 - Junior - Forward
 Luanda, Angola (Harcum College)

22

NOTEWORTHY :

- Named to the 2018-19 NCJAA All-American Second Team
- Averaged 21.0 points and 11.0 rebounds per contest in 2019-20
- Finished at Harcum 12th all-time in scoring with 769 points, third in rebounds (504), fourth in career blocked shots (107)
- Helped The Patrick School to the 2017 State Tournament of Champions title
- Competed in the U17 FIBA World Cup
- Helped his U20 Angola National Team to a gold medal in the Afrobasket Championships

2020-21 GAME-BY-GAME STATISTICS

Opponent	Date	gs	min	Total		3-Pointers		Free throws		Rebounds				pf	a	t/o	blk	stl	pts	avg	
				fg-fga	pct	3fg-fga	pct	ft-fta	pct	off	def	tot	avg								
at Rice	12/13/		13	4-11	.36	1-3	.33	0-0	.00	3	3	6	6.0	2	0	2	0	1	9	9.0	
vs Our Lady of the Lak	12/15/		17	5-5	1.00	0-0	.00	1-2	.50	1	5	6	6.0	1	2	1	1	0	11	10.0	
vs LeTourneau	12/17/	*	15	4-13	.30	0-1	.00	0-0	.00	4	3	7	6.3	0	1	2	1	0	8	9.3	
at Boise St.	12/21/		21	2-6	.33	0-1	.00	2-2	1.00	0	2	2	5.3	2	0	1	1	0	6	8.5	
at Boise St.	12/23/		10	2-5	.40	0-0	.00	0-1	.00	0	1	1	4.4	0	0	0	0	4	7.6		
vs Nevada	12/31/		12	2-6	.33	0-0	.00	0-0	.00	1	1	2	4.0	1	0	1	0	0	4	7.0	
vs Nevada	01/02/		12	2-4	.50	1-1	1.00	0-0	.00	0	1	1	3.6	2	0	0	0	0	5	6.7	
vs Utah State	01/06/		15	0-6	.00	0-3	.00	0-0	.00	0	2	2	3.4	2	0	1	3	0	5	5.9	
vs Utah State	01/08/		15	3-7	.42	0-1	.00	1-2	.50	2	2	4	3.4	1	0	0	1	0	7	6.0	
at Dixie St.	01/13/		24	4-7	.57	0-1	.00	0-0	.00	2	3	5	3.6	3	1	1	4	0	8	6.2	
at UNLV	01/16/		25	5-10	.50	0-1	.00	0-0	.00	1	3	4	3.6	2	0	1	1	0	10	6.5	
at UNLV	01/18/	*	26	4-6	.66	2-4	.50	0-0	.00	3	2	5	3.8	2	0	2	2	0	10	6.8	
vs San José State	01/21/	*	20	3-8	.37	0-2	.00	0-0	.00	0	4	4	3.8	1	0	0	2	1	6	6.8	
vs San José State	01/23/	*	30	12-20	.60	1-2	.50	0-0	.00	4	3	7	4.0	2	1	3	4	1	25	8.1	
at Fresno State	01/28/		34	5-15	.33	0-3	.00	0-1	.00	1	3	4	4.0	2	1	0	0	0	10	8.2	
at Fresno State	01/30/	*	28	3-9	.33	0-1	.00	0-0	.00	4	1	5	4.1	2	1	2	1	0	6	8.1	
SAN DIEGO STATE	2/3/21		dnp	-	-	-	-	-	-	-	-	-	-	-	-	-	-	-	-	-	
SAN DIEGO STATE	2/5/21		dnp	-	-	-	-	-	-	-	-	-	-	-	-	-	-	-	-	-	
at Colorado State	2/9/21		dnp	-	-	-	-	-	-	-	-	-	-	-	-	-	-	-	-	-	
at Colorado State	2/11/2		dnp	-	-	-	-	-	-	-	-	-	-	-	-	-	-	-	-	-	
WYOMING	2/17/2		dnp	-	-	-	-	-	-	-	-	-	-	-	-	-	-	-	-	-	
WYOMING	2/19/2		dnp	-	-	-	-	-	-	-	-	-	-	-	-	-	-	-	-	-	
at Air Force	2/22/2		dnp	-	-	-	-	-	-	-	-	-	-	-	-	-	-	-	-	-	
at Air Force	2/24/2		dnp	-	-	-	-	-	-	-	-	-	-	-	-	-	-	-	-	-	
Totals			5	317	60-138	.43	5-24	.20	4-8	.50	26	39	65	4.1	25	7	17	21	3	129	8.1

Games played: 16
 Minutes/game: 19.8
 Points/game: 8.1
 FG Pct: 43.5
 3FG Pct: 20.8

Rebounds/game: 4.1
 Assists/game: 0.4
 Turnovers/game: 1.1
 Assist/turnover ratio: 0.4
 Steals/game: 0.2

SEASON HIGHS

CAREER HIGHS AT UNM

Points:25 vs SJSU (1-23-21)
 FG:12 vs SJSU (1-23-21)
 FGA:20 vs SJSU (1-23-21)
 3FG:2 at UNLV (1-18-21)
 3FGA:4 at UNLV (1-18-21)
 FT:2 at Boise State (12-21-20)
 FTA:2 (3x) Last time vs Utah State (1-8-21)
 Rebounds:7 (2x) Last time vs SJSU (1-23-21)
 Assists:1 vs Our Lady of the Lake (12-15-20)
 Blocks:4 (2x) Last time vs SJSU (1-23-21)
 Steals:1 (3x) Last time vs SJSU (1-23-21)
 Minutes Played:34 at Fresno State (1-28-21)

Points:25 vs SJSU (1-23-21)
 FG:12 vs SJSU (1-23-21)
 FGA:20 vs SJSU (1-23-21)
 3FG:2 at UNLV (1-18-21)
 3FGA:4 at UNLV (1-18-21)
 FT:2 at Boise State (12-21-20)
 FTA:2 (3x) Last time vs Utah State (1-8-21)
 Rebounds:7 (2x) Last time vs SJSU (1-23-21)
 Assists:1 vs Our Lady of the Lake (12-15-20)
 Blocks:4 (2x) Last time vs SJSU (1-23-21)
 Steals:1 (3x) Last time vs SJSU (1-23-21)
 Minutes Played:34 at Fresno State (1-28-21)

CAREER STATISTICS

Season	gp-gs	min/avg	Total		3-Point		F-Throws		Rebounds				Scoring							
			fg-fga	pct	fg-fga	pct	ft-fta	pct	off	def	tot	avg	pf	fo	ast	to	blk	stl	pts	avg
2020-2	16-5	317/19.8	60-138	.435	5-24	.208	4-8	.500	26	39	65	4.1	25	0	7	17	21	3	129	8.1
TOTAL	16-5	317/19.8	60-138	.435	5-24	.208	4-8	.500	26	39	65	4.1	25	0	7	17	21	3	129	8.1



Eloy Medina
 6'3" | 180 - Freshman - Guard
 Albuquerque, N.M. (West Mesa HS)

23

NOTEWORTHY :

- Averaged 20.7 points, 5.6 rebounds and 1.5 assists at West Mesa HS
- 4x First Team All-District honoree
- Named to the All-Metro Third Team
- Also competed for NM Slam and PB Nation where he helped his squad to a national championship

2020-21 GAME-BY-GAME STATISTICS

Opponent	Date	gs	min	Total		3-Pointers		Free throws		Rebounds				pf	a	t/o	blk	stl	pts	avg
				fg-fga	pct	3fg-fga	pct	ft-fta	pct	off	def	tot	avg							
vs Our Lady of the Lak	12/15/	3		0-2	.00	0-2	.00	0-0	.00	0	1	1	1.0	0	0	0	0	0	0	0.0
vs LeTourneau	12/17/	2		0-0	.00	0-0	.00	0-0	.00	0	0	0	0.5	0	0	0	0	0	0	0.0
at Boise St.	12/23/	1		0-1	.00	0-1	.00	0-0	.00	0	0	0	0.3	0	0	0	0	0	0.0	
at Fresno State	01/28/	dnp		-	-	-	-	-	-	-	-	-	-	-	-	-	-	-	-	
at Fresno State	01/30/	dnp		-	-	-	-	-	-	-	-	-	-	-	-	-	-	-	-	
SAN DIEGO STATE	2/3/21	dnp		-	-	-	-	-	-	-	-	-	-	-	-	-	-	-	-	
SAN DIEGO STATE	2/5/21	dnp		-	-	-	-	-	-	-	-	-	-	-	-	-	-	-	-	
at Colorado State	2/9/21	dnp		-	-	-	-	-	-	-	-	-	-	-	-	-	-	-	-	
at Colorado State	2/11/2	dnp		-	-	-	-	-	-	-	-	-	-	-	-	-	-	-	-	
WYOMING	2/17/2	dnp		-	-	-	-	-	-	-	-	-	-	-	-	-	-	-	-	
WYOMING	2/19/2	dnp		-	-	-	-	-	-	-	-	-	-	-	-	-	-	-	-	
at Air Force	2/22/2	dnp		-	-	-	-	-	-	-	-	-	-	-	-	-	-	-	-	
at Air Force	2/24/2	dnp		-	-	-	-	-	-	-	-	-	-	-	-	-	-	-	-	
Totals		0	6	0-3	.00	0-3	.00	0-0	.00	0	1	1	0.3	0	0	0	0	0	0	0.0

Games played: 3
 Minutes/game: 2.0
 FG Pct: 0.0
 3FG Pct: 0.0

Rebounds/game: 0.3

SEASON HIGHS

Points: N/A
 FG: 0
 FGA: 2 vs Our Lady of the Lake (12-15-20)
 3FG: 0
 3FGA: 2 vs Our Lady of the Lake (12-15-20)
 FT: N/A
 FTA: N/A
 Rebounds: 1 vs Our Lady of the Lake (12-15-20)
 Assists: N/A
 Blocks: N/A
 Steals: N/A
 Minutes Played: 3 vs Our Lady of the Lake (12-15-20)

CAREER HIGHS AT UNM

Points: N/A
 FG: 0
 FGA: 2 vs Our Lady of the Lake (12-15-20)
 3FG: 0
 3FGA: 2 vs Our Lady of the Lake (12-15-20)
 FT: N/A
 FTA: N/A
 Rebounds: 1 vs Our Lady of the Lake (12-15-20)
 Assists: N/A
 Blocks: N/A
 Steals: N/A
 Minutes Played: 3 vs Our Lady of the Lake (12-15-20)

CAREER STATISTICS

Season	gp-gs	min/avg	Total		3-Point		F-Throws		Rebounds				Scoring								
			fg-fga	pct	fg-fga	pct	ft-fta	pct	off	def	tot	avg	pf	fo	ast	to	blk	stl	pts	avg	
2020-21	3-0	6/2.0	0-3	.000	0-3	.000	0-0	.000	0	1	1	0.3	0	0	0	0	0	0	0	0	0.0
TOTAL	3-0	6/2.0	0-3	.000	0-3	.000	0-0	.000	0	1	1	0.3	0	0	0	0	0	0	0	0	0.0



Kurt Wegscheider
 6'4" | 185 - Sophomore - Guard
 Bangui, Central African Republic (NBA Acad. Africa)

30

NOTEWORTHY :

- Enrolled in the NBA Academy Africa since 2017
- Named MVP of the BWB Africa All Star Games
- Participated in the NBA Global Camp in Treviso, Italy
- Participated in three stages of the European Youth Basketball League in Hungary; helped his team to win the tournament and remain unbeaten
- Participant in NCAA's Next Generation Sunday event at the 2019 Final Four

2020-21 GAME-BY-GAME STATISTICS

Opponent	Date	qs	min	Total		3-Pointers		Free throws		Rebounds				pf	a	t/o	blk	stl	pts	avg
				fg-fga	pct	3fg-fga	pct	ft-fa	pct	off	def	tot	avg							
at Rice	12/13/		11	0-0	.00	0-0	.00	0-0	.00	0	0	0	0.0	0	0	1	0	0	0	0.0
vs Our Lady of the Lak	12/15/		9	1-2	.50	0-1	.00	2-3	.66	0	2	2	1.0	1	1	1	0	2	4	2.0
vs LeTourneau	12/17/		15	2-6	.33	0-0	.00	0-0	.00	3	3	6	2.7	1	0	1	0	3	4	2.7
at Boise St.	12/21/		15	3-4	.75	0-0	.00	2-3	.66	2	0	2	2.5	0	0	0	0	1	8	4.0
at Boise St.	12/23/		19	1-2	.50	0-0	.00	1-2	.50	3	2	5	3.0	2	1	1	0	0	3	3.8
vs Nevada	12/31/		14	1-3	.33	0-0	.00	0-0	.00	1	1	2	2.8	3	1	1	0	0	2	3.5
vs Nevada	01/02/		6	0-0	.00	0-0	.00	0-0	.00	0	0	0	2.4	0	1	0	0	0	0	3.0
vs Utah State	01/06/		4	0-0	.00	0-0	.00	0-0	.00	0	0	0	2.1	0	0	0	0	0	0	2.6
vs Utah State	01/08/		6	0-1	.00	0-1	.00	0-0	.00	0	0	0	1.9	0	1	0	0	0	0	2.3
at UNLV	01/16/		5	0-0	.00	0-0	.00	0-0	.00	1	0	1	1.8	2	0	0	0	0	0	2.1
at UNLV	01/18/		12	0-0	.00	0-0	.00	2-2	1.00	1	1	2	1.8	0	0	0	0	0	2	2.1
vs San José State	01/21/	*	24	2-3	.66	0-1	.00	1-1	1.00	2	4	6	2.2	3	0	0	0	1	5	2.3
vs San José State	01/23/	*	19	2-3	.66	1-2	.50	0-0	.00	0	6	6	2.5	1	1	0	1	0	5	2.5
at Fresno State	01/28/	*	20	0-4	.00	0-1	.00	0-0	.00	1	4	5	2.6	0	0	1	0	1	0	2.4
at Fresno State	01/30/		24	4-6	.66	2-3	.66	0-0	.00	5	3	8	3.0	4	1	1	0	4	10	2.9
SAN DIEGO STATE	2/3/21		dnp	-	-	-	-	-	-	-	-	-	-	-	-	-	-	-	-	-
SAN DIEGO STATE	2/5/21		dnp	-	-	-	-	-	-	-	-	-	-	-	-	-	-	-	-	-
at Colorado State	2/9/21		dnp	-	-	-	-	-	-	-	-	-	-	-	-	-	-	-	-	-
at Colorado State	2/11/2		dnp	-	-	-	-	-	-	-	-	-	-	-	-	-	-	-	-	-
WYOMING	2/17/2		dnp	-	-	-	-	-	-	-	-	-	-	-	-	-	-	-	-	-
WYOMING	2/19/2		dnp	-	-	-	-	-	-	-	-	-	-	-	-	-	-	-	-	-
at Air Force	2/22/2		dnp	-	-	-	-	-	-	-	-	-	-	-	-	-	-	-	-	-
at Air Force	2/24/2		dnp	-	-	-	-	-	-	-	-	-	-	-	-	-	-	-	-	-
Totals		3	203	16-34	.47	3-9	.33	8-11	.72	19	26	45	3.0	17	7	7	1	12	43	2.9

Games played: 15
 Minutes/game: 13.5
 Points/game: 2.9
 FG Pct: 47.1
 3FG Pct: 33.3
 FT Pct: 72.7

Rebounds/game: 3.0
 Assists/game: 0.5
 Turnovers/game: 0.5
 Assist/turnover ratio: 1.0
 Steals/game: 0.8
 Blocks/game: 0.1

SEASON HIGHS

Points: 10 at Fresno State (1-30-21)
 FG: 4 34 at Fresno State (1-30-21)
 FGA: 6 (2x) Last time 34 at Fresno State (1-30-21)
 3FG: 2 at Fresno State (1-30-21)
 3FGA: 3 at Fresno State (1-30-21)
 FT: 2 (2x) Last time at Boise State (12-21-20)
 FTA: 3 (2x) Last time at Boise State (12-21-20)
 Rebounds: 8 at Fresno State (1-30-21)
 Assists: 1 (6x) Last time at Fresno State (1-30-21)
 Blocks: 1 vs SJSU (1-23-21)
 Steals: 4 at Fresno State (1-30-21)
 Minutes Played: 24 (2x) Last time 34 at Fresno State (1-30-21)

CAREER HIGHS AT UNM

Points: 10 at Fresno State (1-30-21)
 FG: 4 34 at Fresno State (1-30-21)
 FGA: 6 (2x) Last time 34 at Fresno State (1-30-21)
 3FG: 2 at Fresno State (1-30-21)
 3FGA: 3 at Fresno State (1-30-21)
 FT: 2 (2x) Last time at Boise State (12-21-20)
 FTA: 3 (2x) Last time at Boise State (12-21-20)
 Rebounds: 8 at Fresno State (1-30-21)
 Assists: 1 (6x) Last time at Fresno State (1-30-21)
 Blocks: 1 vs SJSU (1-23-21)
 Steals: 4 at Fresno State (1-30-21)
 Minutes Played: 24 (2x) Last time 34 at Fresno State (1-30-21)

CAREER STATISTICS

Season	gp-gs	min/avg	Total		3-Point		F-Throws		Rebounds				Scoring							
			fg-fga	pct	fg-fga	pct	ft-fa	pct	off	def	tot	avg	pf	fo	ast	to	blk	stl	pts	avg
2019-2	17-2	139/8.2	14-25	.560	1-7	.143	4-7	.571	8	14	22	1.3	9	1	7	4	0	5	33	1.9
2020-2	15-3	203/13.5	16-34	.471	3-9	.333	8-11	.727	19	26	45	3.0	17	0	7	7	1	12	43	2.9
TOTAL	32-5	342/10.7	30-59	.508	4-16	.250	12-18	.667	27	40	67	2.1	26	1	14	11	1	17	76	2.4



Jordan Arroyo
 6'7" | 210 - Junior - Forward
 Albuquerque, N.M. (Atrisco Heritage Academy)

33

NOTEWORTHY :

- Helped lead Atrisco Heritage to the 6A State Championship in 2018
- First Team All-State, First Team All-Metro and First Team All-District
- New Mexico State Tournament MVP
- All-Metro Defensive Player of the Year
- Shot 63 percent from the floor with 13 double-doubles on the season
- National Hispanic Scholar, Four-Year Honor Roll recipient and academic letterman

2020-21 GAME-BY-GAME STATISTICS

Opponent	Date	gs	min	Total		3-Pointers		Free throws		Rebounds				Other				pts	avg			
				fg-fga	pct	3fg-fga	pct	ft-fta	pct	off	def	tot	avg	pf	a	t/o	blk			stl		
at Boise St.	12/23/		2	0-0	.00	0-0	.00	0-0	.00	0	0	0	0.0	0	0	0	0	0	0	0	0	0.0
vs Utah State	01/06/		2	0-0	.00	0-0	.00	0-0	.00	1	0	1	0.5	0	0	0	0	0	0	0	0	0.0
at Fresno State	01/28/		dnp	-	-	-	-	-	-	-	-	-	-	-	-	-	-	-	-	-	-	-
at Fresno State	01/30/		dnp	-	-	-	-	-	-	-	-	-	-	-	-	-	-	-	-	-	-	-
SAN DIEGO STATE	2/3/21		dnp	-	-	-	-	-	-	-	-	-	-	-	-	-	-	-	-	-	-	-
SAN DIEGO STATE	2/5/21		dnp	-	-	-	-	-	-	-	-	-	-	-	-	-	-	-	-	-	-	-
at Colorado State	2/9/21		dnp	-	-	-	-	-	-	-	-	-	-	-	-	-	-	-	-	-	-	-
at Colorado State	2/11/2		dnp	-	-	-	-	-	-	-	-	-	-	-	-	-	-	-	-	-	-	-
WYOMING	2/17/2		dnp	-	-	-	-	-	-	-	-	-	-	-	-	-	-	-	-	-	-	-
WYOMING	2/19/2		dnp	-	-	-	-	-	-	-	-	-	-	-	-	-	-	-	-	-	-	-
at Air Force	2/22/2		dnp	-	-	-	-	-	-	-	-	-	-	-	-	-	-	-	-	-	-	-
at Air Force	2/24/2		dnp	-	-	-	-	-	-	-	-	-	-	-	-	-	-	-	-	-	-	-
Totals			0	0-0	.00	0-0	.00	0-0	.00	1	0	1	0.5	0	0	0	0	0	0	0	0	0.0

Games played: 2
 Minutes/game: 2.0

Rebounds/game: 0.5

SEASON HIGHS

CAREER HIGHS AT UNM

Points: N/A
 FG: N/A
 FGA: N/A
 3FG: N/A
 3FGA: N/A
 FT: N/A
 FTA: N/A
 Rebounds: N/A
 Assists: N/A
 Blocks: N/A
 Steals: N/A
 Minutes Played: 2 at Boise State (12-23-20)

Points: 6 vs Southwest (12-30-18)
 FG: 3 vs Southwest (12-30-18)
 FGA: 4 vs No. 4 San Diego State (1-29-20)
 3FG: N/A
 3FGA: 1 vs Wyoming (2-8-20)
 FT: 2 (3x) Last time vs Wyoming (2-8-20)
 FTA: 4 at NMSU (12-4-18)
 Rebounds: 7 vs No. 4 San Diego State (1-29-20)
 Assists: 1 vs No. 4 San Diego State (1-29-20)
 Blocks: 2 at Nevada (1-25-20)
 Steals: 1 (3x) Last time at Air Force (2-26-20)
 Minutes Played: 22 at Air Force (2-26-20)

CAREER STATISTICS

Season	gp-gs	min/avg	Total		3-Point		F-Throws		Rebounds				Other				Scoring			
			fg-fga	pct	fg-fga	pct	ft-fta	pct	off	def	tot	avg	pf	fo	ast	to	blk	stl	pts	avg
2018-1	12-2	71/5.9	7-9	.778	0-0	.000	3-9	.333	7	6	13	1.1	8	0	0	2	3	2	17	1.4
2019-2	14-1	105/7.5	5-12	.417	0-1	.000	4-6	.667	7	10	17	1.2	10	0	1	3	4	1	14	1.0
2020-2	2-0	4/2.0	0-0	.000	0-0	.000	0-0	.000	1	0	1	0.5	0	0	0	0	0	0	0	0.0
TOTAL	28-3	180/6.4	12-21	.571	0-1	.000	7-15	.467	15	16	31	1.1	18	0	1	5	7	3	31	1.1



Assane Ndiaye
 7'1" | 240 - Junior - Forward
 Dakar, Senegal (Kilgore College)

35

NOTEWORTHY :

- Shot 67.4 percent from the floor as a sophomore at Kilgore College
- Scored 66 points on the season over 26 contests at 8.4 minutes per game
- Averaged 2.5 points, 2.4 rebounds, 0.4 assists per game as a sophomore
- Saw action in 23 games as a freshman after missing much of the first season due to injury

2020-21 GAME-BY-GAME STATISTICS

SEASON HIGHS

Points:	N/A
FG:	N/A
FGA:	N/A
3FG:	N/A
3FGA:	N/A
FT:	N/A
FTA:	N/A
Rebounds:	N/A
Assists:	N/A
Blocks:	N/A
Steals:	N/A
Minutes Played:	N/A

CAREER HIGHS AT UNM

Points:	N/A
FG:	N/A
FGA:	N/A
3FG:	N/A
3FGA:	N/A
FT:	N/A
FTA:	N/A
Rebounds:	N/A
Assists:	N/A
Blocks:	N/A
Steals:	N/A
Minutes Played:	N/A

CAREER STATISTICS

Game 16 - New Mexico 55, Fresno State 65

Jan. 30, 2021 | Save Mart Center

Men's Basketball Swept at Fresno State

FRESNO, Calif. — Following a tough, overtime loss against Fresno State on Thursday, The University of New Mexico men's basketball team dropped the series finale with the Bulldogs on Saturday by a score of 65-55. The Lobos kept it close into the final minutes in the game that had five lead changes.

UNM falls to 5-11 (1-11 MW) while Fresno State improves to 7-6, 5-6 in conference play.

The Lobos were led by three players scoring in double figures including senior Makuach Maluach (11 points) and sophomores Jeremiah Francis III and Kurt Wegscheider who collected 10 points apiece. Saturday marks the second straight double-figure scoring game for Francis and Wegscheider's first of his career.

The Lobos got out to an early six-point lead that included a Francis three, but Fresno State responded with a pair of early threes from sophomore Deon Stroud and junior Junior Ballard with in the first five minutes to erase the Lobo advantage and tie the game.

Fresno State eventually hit seven from behind the arc on the night, four of which came from Ballard.

New Mexico's Francis went 2-for-4 in the first half from 3-point range to lead UNM with six points, along with Maluach and junior Rod Brown who also registered six points apiece. Fresno State's Ballard went 3-for-5 from deep through the first 20 minutes to lead all players on the floor with nine points.

Through the first half, Maluach posted six points, four rebounds and three assists.

For the second straight game, the teams were tied at the half, this time with 28 points.

The Lobos scored four straight to open the second half on junior Valdir Manuel's first points of the game before Fresno State went on a 6-0 run over 1:10, forcing UNM head coach Paul Weir to call a timeout to regroup.

Fresno State extended the run to eight on a pair of free throws out of the timeout to take a four-point lead, 36-32.

UNM scored four straight on a jumper by Francis and a layup from Wegscheider to tie it up for the final time 36-36.

The Bulldogs quickly responded with a five-point lead and they never trailed again.

Another Wegscheider three with 2:36 to go made it a one-possession game, 57-54, but the Bulldogs visited the foul line and went 8-for-8 over the last two minutes for the 10-point final.

Fresno State outshot UNM 46.5 – 35.4 percent while the Lobos outrebounded the Bulldogs 40-30 including 19-5 in offensive boards. Fresno State also made 18 free throws to just four for the Lobos.

New Mexico is set to return to action on Wednesday, Feb. 3 against San Diego State in Lubbock, Texas. The game will be televised on FS1 at 9 p.m. MT.

Game #16

New Mexico 55 • 5-11, 1-11 MW

#	Player	Total		3-Pr		Rebounds			PF	TP	A	TO	Blk	Stl	Min
		FG	FGA	FT	FTA	Off	Def	Total							
05	BROWN, Rod	r	3-5	0-0	0-0	1	4	5	1	6	0	0	0	0	24
10	MALUACH, Makuach	r	5-17	1-9	0-2	0	8	8	3	11	3	0	0	1	36
02	SINGLETON, Saquan	g	1-8	0-2	4-7	3	3	6	3	6	1	5	1	1	29
11	FRANCIS III, Jeremiah	g	4-13	2-7	0-0	1	0	1	0	10	1	4	0	1	28
22	MANUEL, Valdir	g	3-9	0-1	0-0	4	1	5	2	6	1	2	1	0	28
01	MATOS, Bayron	g	1-3	0-0	0-0	2	0	2	3	2	0	1	0	0	11
04	KUAC, Emmanuel	g	0-0	0-0	0-0	1	0	1	2	0	0	1	0	0	8
13	JOHNSON, Jayvonte	g	2-4	0-1	0-0	1	0	1	0	4	1	0	0	0	10
20	PATTERSON, Clay	g	0-0	0-0	0-0	0	0	0	0	0	0	0	0	0	2
30	WEGSCHEIDER, Kurt	g	4-6	2-3	0-0	5	3	8	4	10	1	1	0	4	24
	Team					1	2	3							2
	Totals		23-65	5-23	4-9	19	21	40	18	55	8	16	2	7	200
	FG % 1st Half:	12-27	44.4%	2nd half:	11-38	28.9%	Game:	23-65	35.4%						Deadball
	3FG % 1st Half:	3-8	37.5%	2nd half:	2-15	13.3%	Game:	5-23	21.7%						Rebounds
	FT % 1st Half:	1-3	33.3%	2nd half:	3-6	50.0%	Game:	4-9	44.4%						3

Fresno State 65 • 7-6, 5-6 MW

#	Player	Total		3-Pr		Rebounds			PF	TP	A	TO	Blk	Stl	Min
		FG	FGA	FT	FTA	Off	Def	Total							
19	ROBINSON, Orlando	r	3-5	0-0	0-0	1	4	5	5	6	2	2	3	1	28
25	HOLLAND, Anthony	r	2-8	2-7	4-4	2	3	5	2	10	1	1	0	2	32
03	HILL, Isiah	g	1-5	1-4	4-4	0	2	2	1	7	5	5	0	2	29
04	BALLARD, Junior	g	5-8	4-8	2-2	0	2	2	2	16	2	1	0	1	35
13	STROUD, Deon	g	3-7	0-3	7-8	2	5	7	3	13	0	6	0	2	26
00	HARDING, Kyle	g	3-4	0-1	0-1	0	3	3	0	6	3	1	0	1	16
05	CAMPBELL, Jordan	g	1-2	0-1	0-0	0	0	0	0	2	0	0	0	0	13
22	WHITAKER, Destin	g	0-2	0-2	0-0	0	0	0	0	0	0	0	0	0	3
23	COLIMERO, Leo	g	0-0	0-0	0-2	0	1	1	0	0	1	0	0	0	8
34	MEAH, Braxton	g	2-2	0-0	1-3	0	0	0	0	5	0	0	0	0	10
	Team					0	5	5							10
	Totals		20-43	7-24	18-24	5	25	30	13	65	14	16	3	9	200
	FG % 1st Half:	11-22	50.0%	2nd half:	9-21	42.9%	Game:	20-43	46.5%						Deadball
	3FG % 1st Half:	5-13	38.5%	2nd half:	2-11	18.2%	Game:	7-24	29.2%						Rebounds
	FT % 1st Half:	1-5	20.0%	2nd half:	17-19	89.5%	Game:	18-24	75.0%						3

Officials: Deron White, Doran Gotschall, Eric Anderson
 Technical fouls: New Mexico-None, Fresno State-None
 Attendance:

Score by periods	1st	2nd	Total
New Mexico	28	27	55
Fresno State	28	37	65

	Points	Off	Def	2nd	Fast	Bench
New Mexico	28	15	12	8	16	
Fresno State	24	17	6	8	13	

Last FG - NM 2nd-02:36, FS 2nd-05:38
 Largest lead - NM by 6 1st-18:39, FS by 10 2nd-00:02
 NM led for 14:31, FS led for 07:38. Game was tied for 03:32.

Score tied - 4 times.
 Lead changed - 5 times.

Game #17

Game #18