

THE UNIVERSITY OF NEW MEXICO SOFTBALL



2021 SOFTBALL NOTES | WEEK 2

@UNMLoboSB

www.GoLOBOS.com

#GoLOBOS

Allison Weiss, Assistant Director of Athletic Communications - Softball Contact | Email: allisonweiss@unm.edu | Cell: (661) 313-5402

2021 SCHEDULE

OVERALL: 1-5 • MW: 0-0 • H: 0-0 • A: 0-2 • N: 1-3

Date	Opponent	Time/Score
Hillenbrand Invitational Tucson, Ariz.		
2/19	Seattle	L, 8-0 (5)
2/19	#4 Arizona	L, 5-2
2/20	Southern Utah	W, 11-3 (6)
2/20	#4 Arizona	L, 12-0 (5)
2/21	Seattle	L, 9-5
2/21	Southern Utah	L, 4-1
GCU/ASU Tournament Phoenix/Tempe, Ariz.		
2/26	#2 Oklahoma	11 a.m.
2/26	#11/13 Arizona State	2 p.m.
2/27	#2 Oklahoma	11 a.m.
2/27	Grand Canyon	1:30 p.m.
2/28	#11/13 Arizona State	11 a.m.
OSU/Tulsa Tournament Stillwater/Tulsa, Okla.		
3/5	Tulsa	1:30 p.m.
3/5	Tulsa	4 p.m.
3/6	Oklahoma State	12 p.m.
3/6	Oklahoma State	2:30 p.m.
3/7	Nebraska-Omaha	9:30 a.m.
3/12	at Texas Tech	3 p.m.
3/13	at Texas Tech	11 a.m.
3/13	at Texas Tech	1:30 p.m.
3/19	at Texas	TBD
3/20	at Texas	TBD
3/20	at Texas	TBD
3/27	Colorado State *	2 p.m.
3/27	Colorado State *	4:30 p.m.
3/28	Colorado State *	12 p.m.
4/2	at Fresno State *	4 p.m.
4/2	at Fresno State *	6:30 p.m.
4/3	at Fresno State *	1 p.m.
4/10	Nevada *	2 p.m.
4/10	Nevada *	4:30 p.m.
4/11	Nevada *	12 p.m.
4/17	at UNLV *	2 p.m.
4/17	at UNLV *	4:30 p.m.
4/18	at UNLV *	1 p.m.
4/24	Boise State *	2 p.m.
4/24	Boise State *	4:30 p.m.
4/25	Boise State *	12 p.m.
5/1	at San Diego State *	3 p.m.
5/1	at San Diego State *	5:30 p.m.
5/2	at San Diego State *	1 p.m.
5/8	San José State *	2 p.m.
5/8	San José State *	4:30 p.m.
5/9	San José State *	12 p.m.
5/14	at Utah State *	12 p.m.
5/14	at Utah State *	3 p.m.
5/15	at Utah State *	12 p.m.

Bold denotes home games
 *denotes Mountain West game
 All times listed are Mountain Time
 Game times are subject to change

ASU/ GCU TOURNAMENT



NEW MEXICO Lobos

Record 1-5, 0-0 Mountain West
 Head Coach Paula Congleton
 Record at UNM 38-100 (Fourth Season)
 Career Record (NCAA DI) 71-177 (Sixth Season)



2/2 OKLAHOMA Sooners

Record 7-0, 0-0 Big 12
 Head Coach Patty Gasso
 Record at OU 1287-337-2 (27th Season)
 Career Record Same



11/13 ARIZONA STATE Sun Devils

Record 5-0, 0-0 Pac-12
 Head Coach Trisha Ford
 Record at ASU 142-62 (5th Season)
 Career Record 285-135-1 (Ninth Season)



GRAND CANYON Lopes

Record 5-5, 0-0 WAC
 Head Coach Ann Pierson
 Record at GCU 497-391-3 (18th Season)
 Career Record Same

Media Information

Location:..... Tempe/ Phoenix, Ariz.
Date/Time:
 Oklahoma Friday, Feb. 26 - 11 a.m.
 Arizona State Friday, Feb. 26 - 2 p.m.
 Oklahoma Sat., Feb. 27 - 11 a.m.
 GCU Sat., Feb. 27 - 1:30 p.m.
 Arizona State . Sunday, Feb. 28 - 11 a.m.

Live Video:..... Pac-12/ GCUtv
Live Stats: golobos.com/sports/softball/schedule/
Social Media: @UNMLoboSB

Notes last updated: Feb. 23, 2021

Series History

VS. OKLAHOMA

Overall: 5-13
 Last Five: 0-5
 Last Meeting: 2/9/13 (L, 11-1 (5))
 Last Win: 3/16/85 (3-0)
 Series Trend: L9

VS. ARIZONA STATE

Overall: 5-37
 Last Five: 0-5
 Last Meeting: 2/21/20 (L, 15-0 (5))
 Last Win: 2/13/04 (8-6)
 Series Trend: L7

VS. GRAND CANYON

Overall: 1-2
 Last Five: 1-2
 Last Meeting: 2/9/20 (L, 7-6)
 Last Win: 2/8/20 (9-4)
 Series Trend: L1

NEWS and NOTES

A LOOK BACK BEFORE LOOKING AHEAD

- UNM opened the season at the Hillenbrand Invitational, going 1-5 in games against No. 4 Arizona, Southern Utah and Seattle.
- Senior outfielder Andrea Howard led the Lobos with six hits including a double and three home runs, accounting for a team-high seven RBI and 16 total bases. The Albuquerque native finished the weekend with a team-high .429 batting average, 1.143 slugging percentage and .526 on-base percentage.
- In the circle, the Lobos used three pitchers with newcomer Emma Guindon pitching 15.2 innings through three starts and earning her first win as a Lobo in an 11-3 complete-game win. Freshman Ashlyn Roberts made four appearances, making her first career start in the season opener against Seattle, and struck out seven hitters in the invitational.

THE RETURN OF HOME RUN HOWARD

- Senior Andrea Howard hit a home run in three of the six games in the opening weekend, with her first home run coming against No. 4 Arizona in the top of the third to tie the game at one.
- Her second home run came in her first at-bat in the next game against Southern Utah, and the third home run was a 2-run home run that tied the game in the bottom of the first against Seattle.
- Howard was the only Lobo to hit a home run.

IN A CLASS OF HER OWN

- Andrea Howard was selected as one of the top thirty NCAA® softball student-athletes who excel both on and off the field for the 2021 Senior CLASS Award® in collegiate softball.
- To be eligible for the award, a student-athlete must be classified as an NCAA Division I senior and have notable achievements in four areas of excellence: community, classroom, character and competition. An



NEWS AND NOTES

GENERAL INFORMATION

Name of School.....	University of New Mexico
City/Zip.....	Albuquerque, N.M. 87106
Founded.....	1889 by Territorial Legislature
Enrollment.....	25,015
Nickname.....	Lobos
School Colors.....	Cherry & Silver
Conference.....	Mountain West
Affiliation.....	NCAA Division I
President.....	Dr. Garnett Stokes
Athletic Director.....	Eddie Nuñez

PROGRAM HISTORY

First Year of Softball.....	1978
All-Time Record.....	1005-1131-3
Mountain West Record.....	123-290-1
NCAA Tournament Appearances.....	3
1980 (AIAW), 1981 (AIAW) and 1983 (NCAA)	
Last NCAA Postseason Opponent.....	Cal State Fullerton
Last NCAA Postseason Result.....	CSUF won series 2-1
Conference Championships.....	3
1980 (Intermountain), 1981 (Intermountain) and 1983 (High Country)	

TEAM INFORMATION

2019 Overall Record.....	12-41
2019 MW Record.....	3-21 (9th)
Letterwinners Returning/Lost.....	11/8
Pitchers Returning/Lost.....	3/0
Starters Returning/Lost.....	6/3
Newcomers.....	11

SOFTBALL STAFF

Head Coach.....	Dr. Paula Congleton (New Mexico, 1984)
Year at UNM.....	Third season
Record at UNM (Pct.).....	37-94 (.282)
MW Record at UNM (Pct.).....	10-38 (.208)
Career Record (Years).....	70-171 (5 years)
Assistant Coach.....	Tyler Heil (San José State, 2009)
Year at UNM.....	Third season
Assistant Coach.....	Breanna Macha Peterson (Arizona State, 2018)
Year at UNM.....	Second season
Strength Coach.....	Brett Nakashima
Academic Advisor.....	Andrea Pierson
Head Athletic Trainer.....	Bob Waller
Athletic Trainer.....	Madison Foust

COMMUNICATIONS

Softball Contact/Asst. Director of Comm.....	Allison Weiss
Email.....	allisonweiss@unm.edu
Cell Phone (Preferred).....	(661) 313-5402
Communications Office.....	(505) 925-5520

DIGITAL MEDIA

Athletics Website.....	GoLobos.com
Main University Web Site.....	unm.edu
Conference Website.....	TheMW.com
Twitter.....	@UNMLoboSB
Instagram.....	@UNMLoboSB
Facebook.....	@NewMexicoLoboSoftball

FACILITIES

Venue.....	Lobo Softball Field
Dimensions.....	205-225-205
Capacity.....	1,500

acronym for Celebrating Loyalty and Achievement for Staying in School®, the Senior CLASS Award focuses on the total student-athlete and encourages students to use their platform in athletics to make a positive impact as leaders in their communities.

- The 30 candidates will be narrowed to 10 finalists in March, and those 10 names will be placed on the official ballot, with the Senior CLASS Award winner announced during the 2021 Women's College World Series® in June.

NEW KIDS ON THE BLOCK

- The Lobos had a solid lineup returning from 2020 but needed to fill two spots in the lineup at the DP and infield position. Rachael Hathoot, who played third all of her freshman year, moved over to second and Izabella Owen took over the third base duties. At the designated player position, left-handed hitter Peyton Robinson stepped in to the role and started all six games over the weekend, five at DP and one in right field.
- Robinson finished with five hits, including one double, and recorded her first RBI in the win over Southern Utah, hitting .333 with a .400 slugging percentage. Hitting ninth, Robinson was 3-for-3 when leading off in an inning. Owen had four hits with three RBI (the second most on the team), also hitting a double at the Hillenbrand Invitational. Owen recorded two hits in the win over SUU, resulting in two RBI, and was 3-for-7 with runners in scoring position.
- UNM used two new pitchers in the opening weekend in Emma Guindon and Ashlyn Roberts, with the duo starting four games combined and Roberts making four appearances with one start and Guindon three starts. Guindon struck out nine batters for the team high and finished with the most innings in the circle at 15.2. Roberts threw 7.0 innings but was handed the ball to open the season against Seattle.

WELCOME BACK

- The Lobos return three seniors from the 2020 class in shortstop Cameryn O'Grady, catcher Lauren Wilmert and pitcher Kiana Spencer.
- Looking back at the 2020 season, the Lobos return seven starters including all three outfielders as well as Wilmert at catcher, O'Grady, Rachael Hathoot and Reyan Tuck in the infield.
- The Lobos return their leaders in batting average (O'Grady, .355), slugging percentage (Andrea Howard, .653), home runs (Howard, seven), doubles (O'Grady, 15), total bases (O'Grady, 48), hits (O'Grady, 27), RBI (Howard, 24), triples (Hathoot, two), walks (Martinez, 20) and stolen bases (Martinez, five).
- UNM added 10 newcomers with transfers Izabella Owen (infielder, Oregon State), Emma Guindon (pitcher, Monterey Peninsula College), Peyton Robinson (outfielder, Southern Nazarene) and Alexis Vigil (infielder, College of Southern Nevada) and six freshmen. In the freshmen class, the Lobos added two pitchers in Talia Hannappel and Ashlyn Roberts, two outfielders in Diamond Sandoval and Samantha Simons, a catcher in Savana Martinez and an infielder in Savannah Braun.
- New Mexico has a total of five pitchers on the staff, three of which are newcomers, and a new pitching coach in Brandon Maurer.
- The roster breakdown: the Lobos feature 5 pitchers, 5 outfielders, 5 infielders, three catchers, one catcher/first baseman, one shortstop and one utility player on the roster.
- UNM has a total of seven players from the state of New Mexico on the team, with five from Albuquerque.
- The Lobos have 12 upperclassmen with six seniors, six juniors, three sophomores and six freshmen.

ONE FINAL GO AROUND FOR O'GRADY (FOR REAL THIS TIME)

- Cameryn O'Grady enters her final season in the Cherry and Silver with several milestones achieved and a couple on the horizon.
- The shortstop currently has a streak of 129 games in the starting lineup dating back to Feb. 18, 2018, all at shortstop. In the last three years, the California native has started all but one game.
- In 2020, the senior shortstop led the team in batting average (.355), hits (27), doubles (15), runs scored (22), on-base percentage (.485) and total bases (48) and was second in slugging percentage (.632), RBI (20) and walks (16). She also tied for third in home runs with two.
- In addition, O'Grady currently sits at 129 career hits, recording her 100th hit against Grand Canyon on Feb. 8, 2020.
- Entering her fifth season, O'Grady has started 156 games and played in 164. She was on her way to having her best season as a Lobo in 2020 with 27 hits, 15 doubles, 20 RBI, an on-base percentage of .485 and slugging percentage of .632. In 2019, O'Grady had another solid season with a hitting percentage of .348 with 49 hits, 16 doubles, six home runs, 85 total bases, and tied her season-best total of 26 RBI. In 2019, O'Grady had 11 multiple hit games, seven multiple RBI games and had a streak of nine games with a hit and 15 games reaching base safely. Last season, O'Grady recorded a hit in 35 games (66%). O'Grady hit in the three spot in 31 games, in the cleanup spot 16 games and led off for the Lobos six games last season.
- Entering the season, O'Grady already made the UNM record book in career walks with 82 in her career, which places her fourth. To ascend the ranking, the California native would need just nine walks. She is also currently second all-time in on-base percentage (.435) and ninth in slugging percentage (.525).
- The shortstop has cracked the top five in career doubles, which she currently has 44, putting her fourth. She needs just two doubles to ascend to third, four to overtake second and tie for the record. O'Grady had 15 in the 2020 season, just one short of her total in 2019, finishing just seven shy of the single-season record which she was almost certain on pace to break. Entering this season, she is six away from setting the career record in doubles. Currently the record belongs to Marianna Fenello, who played from 1998-01.
- Speaking of the record book, in 2019, O'Grady posted 16 doubles to rank tied for the fourth-most in a single season, her 31 walks tied for seventh in a single season and she had an on-base percentage of .474 to rank tied for the eighth-highest percentage in a single season in program history.

TOUGH TASK AHEAD

- The non-conference portion of the schedule is heavily loaded with Power 5 programs, including two Pac-12 schools and four Big 12 schools, and with two teams in the top four of the preseason ESPN.com/USA Softball Collegiate Top 25 poll and four in the top 10, as well as two in the top four of the 2021 USA Today / NFCA Division I Top 25 Poll and three in the top six.

NEWS AND NOTES

- Among the teams that UNM is scheduled to face this season are historic powerhouses Arizona, Oklahoma and Texas, along with nationally ranked Oklahoma State and Arizona State.
- Several of the opponents are familiar names on the Lobo schedule as UNM opened its 2020 season at the Grand Canyon tournament, splitting its games with GCU, and faced Arizona State last season at the Mary Nutter Classic. The Lobos also played Texas a year ago in Austin in the Longhorn Invitational. This will, however, be the first time that the Lobos face Nebraska-Omaha in program history.
- Of the 19 teams that the Lobos will face this season, seven finished the 2020 season with 20 or more wins with three teams finishing in the top 10 in the rankings. Among the non-conference schedule, Texas finished the season 24-3, Arizona finished 22-3, Oklahoma finished 20-4 and Arizona State finished 22-7. Three MW teams finished with 20 or more wins in Fresno State (21-4), UNLV (21-5) and SJSU (21-5).
- In addition, 13 of the 19 finished with an above .500 record in the shortened 2020 season.

EMBRACE THE CHALLENGE

- In addition to a challenging non-conference schedule, the Lobos will spend (at least) the first five weekends on the road. UNM is scheduled to host Colorado State at the end of March, but with the current health orders in the state of New Mexico, no sporting events have been held in the state to date.

SUPER SENIORS

- In a typical year, the start of the season would include a note mentioning stats about all of the players that graduated from the 2020 roster. However, given the shortened COVID season, three Lobos chose to return for a "super senior season."
- UNM returns shortstop Cameryn O'Grady, catcher/ 1B Lauren Wilmert and pitcher Kiana Spencer and in doing so return top performers from 2020.
- Spencer recorded a team-high seven wins in 2020 with a team-high 10 starts, a .700 win-loss percentage and pitched a team-high 61.1 innings, 25 more innings than the second-most on the pitching staff. The LHP had the second-best ERA with 5.72 and the second-most appearances at 15 (only sophomore Brianna Sanchez had more appearances at 16).
- Wilmert has played in 131 games with 106 starts and has 72 hits, 16 doubles, one triple and 10 home runs in her career.
- The Lobos will have to find a replacement for the designated player spot as pitcher Bailey Klitzke filled that role last season and decided not to return.

CONTINUE TO SHOW PATIENCE AT THE PLATE

- UNM earned its way on base via a walk in 104 of the 618 at-bats in 2020, one of the top teams to display patience at the plate and earn their way on base via walks.
- In 111 at-bats, the Lobos had full counts and of those, 53 resulted in walks. In addition to the 53 full count walks, 16 walks were of the four-pitch variety and 35 were five-pitch walks.
- UNM had a season-high 12 walks against La Salle, with two each from Cameryn O'Grady, Briana Martinez and Taryn Young.
- Against WSU in the first game, the Lobos had eight full counts with six of those resulting in walks.
- UNM finished the 2020 season fourth in the country in walks, trailing just Arizona State (128) and Southern Miss. (112) and Northwestern State (108).
- Briana Martinez led the Lobos in walks with 20. In the Feb. 15 game against Northern Colorado, the freshman drew a walk following a 10-pitch at-bat after falling behind 0-2 (KKBBFFBFB). In the third inning against Northern Colorado on Feb. 15, Martinez hit a home run following a 3-2 count.
- In the game against Cal, Andrea Howard walked on a 12-pitch at-bat after falling behind 0-2 (KFFBFBFBFBFB) in the sixth inning. In the fifth inning, Taryn Young hit a home run on a full count after fouling off two pitches.

SCOUTING OKLAHOMA

- Oklahoma enters as the No. 2 team in the country, and has scored 10-plus runs in five of its seven games and 20-plus runs in two games at UTEP.
- The Sooners are currently first in the nation in home runs per game (4.43), on-base percentage (.576) and slugging percentage (1.042), second in the nation in batting average (.512), and third in scoring with 14.29 runs per game.
- Grace Lyons leads the nation in home runs with seven, with Jocelyn Alo third with six and Kinzie Hansen and Tiare Jennings sixth with five each. The Sooners are 1-2 in RBI as Lyons also leads the nation in RBI with 20 with Alo at 18. Jennings is seventh with 15 RBI. Lyons is also fifth in hits with 16.
- Oklahoma had three players named to the 2021 USA Softball Collegiate Player of the Year Watch List in Giselle "G" Juarez, Jocelyn Alo and Nicole Mendes.
- In the circle, the Sooners have used seven pitchers with five of them carrying a 0.0 ERA. LHP Giselle Juarez is 2-0 on the season with 11.0 innings pitched and has struck out 17 hitters while walking one. Three OU pitchers have not allowed a walk, and as a staff the pitchers have walked just eight hitters and struck out 52. The pitching ERA is 1.66 with seven earned runs and allowed just 21 hits.
- OU was picked to win the Big 12, the ninth straight year and 12th in the last 13 seasons that OU has been picked first.

SCOUTING ARIZONA STATE

- Arizona State is 6-0 following wins over BYU (7-2 and 7-5 (8)), a win over Utah (9-4) and Seattle (9-1) and two wins over Cal State Fullerton (8-0 and 5-2).
- Alli Tatnall leads ASU in batting average (.583) and on-base percentage, but Maddi Hackbarth leads in slugging percentage (1.125), hits (eight) and doubles (four) and is one of five players with two home runs. Denae Chatman has a team-best 10 RBI.
- In the circle, the Sun Devils have used three pitchers with RHP Allison Royalty, LHP Lindsay Lopez and RHP Cielo Meza with each pitcher making two starts. Lopez has pitched a team-high 14.1 innings and allowed 18 hits, seven runs (five earned) for an ERA of 2.44. Royalty has the best ERA on the staff with a 0.51 and has thrown two complete games and 13.2 innings with just nine hits and one run allowed while striking out 20. Meza has pitched 12.0 innings with six runs allowed on seven hits, striking out 18 and walking two. As a staff, they have a 2.10 ERA with 34 hits, 14 runs (12 earned), 51 strikeouts and six walks.
- ASU is fourth in the NCAA in strikeout-to-walk ratio (8.33), 12th in slugging percentage (.667), 20th in scoring (7.5), 23rd in batting average, 25th in on-base percentage (.430) and 29th in doubles (11).

SCOUTING GRAND CANYON

- The Lopes are 5-5 on the season following a loss to Utah (6-5), a split with Montana (lost 9-4, won 16-5) and Weber State (won 8-2, lost 6-2), a 5-3 loss to then-No. 10 Oregon, two wins over San Diego (7-2 and 1-0) and a recent split with UC San Diego (lost 6-5, won 6-4).
- The Lopes are led at the plate by Gianna Nicoletti, who has 12 hits, a .387 batting average, a .525 on-base percentage and walks (eight) and is one of five players with two doubles. Savannah Tourville and Anjolee Aguilar-Beaucage each have seven RBI to tie for the team high with Kristin Fifield leading with 17 total bases on 10 hits.
- In the circle, GCU has used five pitchers to date with RHP Ryan Denhart leading with a 2.43 ERA on five appearances, four starts and one complete game. Denhart has allowed 27 hits with 11 runs (eight earned) in 23.0 innings. Denhart has struck out 16 while walking just four. LHP Sydnie Sahhar has started two games and has been credited with two saves, pitching 11.0 innings with 10 hits, five runs (four earned) and carries a 2.55 ERA with six strikeouts and three walks. RHP Jacie Hambrick had made three starts with six appearances with a team-high 28.1 innings pitched. Hambrick has allowed 26 hits with 20 runs (16 earned) and has struck out 19 hitters while walking 17 and has a 3.95 ERA. RHP Lexie Coons has a 5.25 ERA with 6.2 innings pitched, 12 hits, five runs (all earned) and two strikeouts in three appearances.
- As a staff, the pitchers have a 3.63 ERA with 80 hits, 45 runs (37 earned) allowed and have struck out 45 while walking 27 hitters.
- The Lobos played GCU last year at GCU, winning the first game against the Lopes 9-4 before losing the final game 7-6. Andrea Howard hit two home runs against GCU in the 9-4 win, with Sydney Broderick hitting one as well. The Lobos hit four home runs in the win with Cameryn O'Grady hitting a double.



NEWS AND NOTES

STAT COMPARISON

	UNM	OU	ASU	GCU
BA	.221	.512	.346	.262
R	19	100	45	57
H	32	109	53	77
2B	6	16	11	13
3B	0	2	1	3
HR	3	31	12	3
RBI	17	98	43	44
BB	11	29	18	30
SO	38	11	25	47
ERA	6.87	1.29	2.10	3.63
SO	23	52	50	45
BB	34	8	6	27
H	49	21	34	80
R	41	9	14	45
ER	35	7	12	37
DP	3	2	0	1
FLD%	.833	.974	.974	.961

MOUNTAIN WEST INFORMATION

PRESEASON MOUNTAIN WEST POLL

Rk.	Team (1st-Place Votes)	Points
1.	San José State (2)	53
2.	San Diego State (3)	50
3.	Colorado State (1)	45
3.	UNLV (1)	45
5.	Fresno State (1)	44
6.	Boise State (1)	41
7.	Nevada	23
8.	Utah State	15
9.	New Mexico	8

MOUNTAIN WEST PLAYERS OF THE WEEK

2021 MW Softball Player of the Week

Feb. 16- Samantha Diaz, Sr., SS, UNLV

Feb. 23- Lauren Gutierrez, Jr., C, Nevada

2021 MW Softball Pitcher of the Week

Feb. 16- Kendall Fritz, So., RHP, Nevada

Feb. 23- Karina Faasisila, Fr., LHP, San Diego State

ESPN.COM/USA SOFTBALL COLLEGIATE TOP 25

WEEK 5 • MARCH 10

Rk.	Team (1st Votes)	Pts.	Rec	Prev.
1	UCLA (16)	492	5-0	1
2	Oklahoma (3)	473	6-0	2
3	Alabama	436	8-0	6
4	Arizona	431	5-0	4
5	Florida	421	8-0	5
6	Washington	400	9-1	3
7	Texas	368	2-0	7
8	Oklahoma State (1)	359	6-0	8
9	Louisiana	331	4-0	10
10	Oregon	327	7-0	11
11	Arizona State	267	6-0	13
12	Kentucky	266	9-0	12
13	LSU	256	5-3	9
14	Virginia Tech	232	7-2	15
15	Florida State	192	7-3	14
16	Duke	185	8-1	19
17	Michigan	158	0-0	17
18	South Carolina	123	2-1	20
19	Missouri	117	6-2	21
20	Georgia	108	5-2	16
21	Baylor	94	1-1	18
22	Minnesota	78	0-0	22
23	Tennessee	61	5-1	23
24	Arkansas	57	3-2	25
25	Mississippi State	52	3-1	24

Others receiving votes: Auburn (49), UCF (39), Oregon State (36), Iowa State (19), Clemson (17), Texas A&M (17), Stanford (13), Northwestern (12), Utah (8), Ohio State (5), Iowa (1).

USA TODAY/ NFCA COACHES TOP 25 POLL

WEEK 2 • FEBRUARY 23

Rk.	Team (1st Votes)	Pts.	Rec	Prev.
1	UCLA (32)	800	5-0	1
2	Oklahoma	760	6-0	3
3	Arizona	719	5-0	4
4	Alabama	700	8-0	5
5	Washington	665	9-1	2
6	Florida	657	8-0	6
7	Texas	590	2-0	7
8	Oregon	553	7-0	10
9	Louisiana	543	4-0	9
10	Oklahoma State	513	6-0	11
11	LSU	456	5-3	8
12	Kentucky	455	9-0	12
13	Arizona State	406	6-0	15
14	Virginia Tech	399	7-2	14
15	Florida State	341	7-3	13
16	Duke	318	8-1	18
17	Michigan	264	0-0	17
18	South Carolina	200	2-1	19
19	Georgia	173	5-2	16
20	Missouri	169	6-2	21
21	Arkansas	130	3-2	20
22	UCF	124	6-1	24
23	Baylor	87	1-1	23
24	Minnesota	73	0-0	25
25	Iowa State	56	9-1	NR

Others receiving votes: Mississippi State (55), Stanford, (46), Utah (38), Auburn (27), Clemson (25), Oregon State (22), Tennessee (22), Texas Tech (5), James Madison (3), Liberty (2), Northwestern (2), Southern Illinois (2)

BY THE NUMBERS

Statistic	All Games	MW	MW Games
Batting Average:	.221	5th	--
Slugging Percentage:	.324	7th	--
On Base Percentage:	.305	6th	--
Runs Scored:	19	6th	--
Hits:	32	6th	--
RBI:	17	6th	--
HRs:	3	T-6th	--
Total Bases:	47	7th	--
ERA:	6.87	8th	--
Opp. Batting Avg.:	.329	7th	--
Batters Struck Out:	23	8th	--
Hits Allowed:	49	5th	--
Runs Allowed:	41	8th	--
Earned Runs Allowed:	35	8th	--
Walks Allowed:	34	9th	--
Home Runs Allowed:	41	8th	--
Fielding Percentage:	.941	9th	--
Putouts:	107	6th	--
Fielding Double Plays:	3	T-1st	--
Caught Stealing By:	1	T-4th	--

MOUNTAIN WEST STANDINGS

	MOUNTAIN WEST						ALL GAMES								
Team (USA Today/ESPN.Com)	W	L	Pct.	H	A	N	W	L	T	Pct.	H	A	N	Streak	Last 10
San Diego State	0	0	.000	0-0	0-0	0-0	5	1	0	.833	3-0	2-1	0-0	L1	7-3
Nevada	0	0	.000	0-0	0-0	0-0	7	3	0	.700	0-0	5-1	2-2	W1	7-3
UNLV	0	0	.000	0-0	0-0	0-0	7	3	0	.700	7-3	0-0	0-0	L1	7-3
Boise State	0	0	.000	0-0	0-0	0-0	2	3	0	.400	0-0	1-3	1-0	W2	4-6
Fresno State	0	0	.000	0-0	0-0	0-0	3	5	0	.375	3-2	0-3	0-0	W1	5-5
Utah State	0	0	.000	0-0	0-0	0-0	2	7	0	.222	0-0	1-2	1-5	W1	3-7
Colorado State	0	0	.000	0-0	0-0	0-0	1	4	0	.200	0-0	1-1	0-3	L3	3-7
New Mexico	0	0	.000	0-0	0-0	0-0	1	5	0	.167	0-0	0-2	1-3	L3	1-9
San José State	0	0	.000	0-0	0-0	0-0	0	3	0	.000	0-0	0-3	0-0	L3	5-5

NUMERICAL ROSTER

#	NAME	POS	HT	YR	B/T	HOMETOWN (PREVIOUS SCHOOL)
00	Andrea Howard	OF	5-6	Sr.	L/L	Albuquerque, N.M. (La Cueva HS)
1	Briana Martinez	INF	5-3	So.	R/R	Albuquerque, N.M. (Rio Rancho HS)
2	Savana Martinez	C	5-3	Fr.	R/R	Albuquerque, N.M. (Rio Rancho HS)
3	Rachael Hathoot	INF	5-8	So.	R/R	Albuquerque, N.M. (La Cueva HS)
4	Taryn Young	OF	5-8	Sr.	R/R	Anaheim, Calif. (Arizona)
5	Sydney Broderick	C	5-4	Sr.	R/R	Mesa, Ariz. (Desert Ridge HS)
6	Alexis Vigil	INF	5-0	Jr.	R/R	Las Lunas, N.M. (College of Southern Nevada)
10	Cameryn O'Grady	SS	5-6	Sr.	L/R	Orange, Calif. (El Modena HS)
12	Savannah Braun	INF	5-10	Fr.	R/R	Tualatin, Ore. (Tualatin HS)
15	Samantha Simons	OF	5-4	Fr.	L/R	Orange, Calif. (Villa Park HS)
16	Leslie Romero	OF	5-4	So.	R/R	Gonzales, Calif. (Salinas HS)
20	Diamond Sandoval	OF	5-3	Fr.	R/R	Norwalk, Calif. (St. Paul HS)
21	Peyton Robinson	OF	5-6	Jr.	L/R	Saginaw, Texas (Southern Nazarene)
22	Izabella Owen	INF	5-6	Jr.	L/R	Manteca, Calif. (Oregon State)
25	Brianna Sanchez	P	5-6	So.	R/R	West Covina, Calif. (Bishop Amat HS)
32	Lauren Wilmert	C/1B	5-10	Sr.	R/R	Albuquerque, N.M. (Volcano Vista HS)
34	Emma Guindon	P	5-9	Jr.	R/R	Tomball, Texas (Monterey Peninsula College)
41	Talia Hannappel	P	5-9	Fr.	R/R	Huntington Beach, Calif. (Edison HS)
66	Ashlyn Roberts	P	5-8	Fr.	L/L	Sammamish, Wash. (Eastlake HS)
77	Reyan Tuck	INF	6-0	Jr.	R/R	Hillsboro, Ore. (Towson)
99	Kiana Spencer	P	5-6	Sr.	L/L	Gallup, N.M. (Yavapai College)

ALPHABETICAL ROSTER

#	NAME	POS	HT	YR	B/T	HOMETOWN (PREVIOUS SCHOOL)
12	Savannah Braun	INF	5-10	Fr.	R/R	Tualatin, Ore. (Tualatin HS)
5	Sydney Broderick	C	5-4	Sr.	R/R	Mesa, Ariz. (Desert Ridge HS)
34	Emma Guindon	P	5-9	Jr.	R/R	Tomball, Texas (Monterey Peninsula College)
41	Talia Hannappel	P	5-9	Fr.	R/R	Huntington Beach, Calif. (Edison HS)
3	Rachael Hathoot	INF	5-8	So.	R/R	Albuquerque, N.M. (La Cueva HS)
00	Andrea Howard	OF	5-6	Sr.	L/L	Albuquerque, N.M. (La Cueva HS)
1	Briana Martinez	INF	5-3	So.	R/R	Albuquerque, N.M. (Rio Rancho HS)
2	Savana Martinez	C	5-3	Fr.	R/R	Albuquerque, N.M. (Rio Rancho HS)
10	Cameryn O'Grady	SS	5-6	Sr.	L/R	Orange, Calif. (El Modena HS)
22	Izabella Owen	INF	5-6	Jr.	L/R	Manteca, Calif. (Oregon State)
66	Ashlyn Roberts	P	5-8	Fr.	L/L	Sammamish, Wash. (Eastlake HS)
21	Peyton Robinson	OF	5-6	Jr.	L/R	Saginaw, Texas (Southern Nazarene)
16	Leslie Romero	C	5-4	Jr.	R/R	Gonzales, Calif. (Salinas HS)
25	Brianna Sanchez	P	5-6	So.	R/R	West Covina, Calif. (Bishop Amat HS)
20	Diamond Sandoval	OF	5-3	Fr.	R/R	Norwalk, Calif. (St. Paul HS)
15	Samantha Simons	OF	5-4	Fr.	L/R	Orange, Calif. (Villa Park HS)
99	Kiana Spencer	P	5-6	Sr.	L/L	Gallup, N.M. (Yavapai College)
77	Reyan Tuck	INF	6-0	Jr.	R/R	Hillsboro, Ore. (Towson)
6	Alexis Vigil	INF	5-0	Jr.	R/R	Los Lunas, N.M. (College of Southern Nevada)
32	Lauren Wilmert	C/1B	5-10	Sr.	R/R	Albuquerque, N.M. (Volcano Vista HS)
4	Taryn Young	OF	5-8	Sr.	R/R	Anaheim, Calif. (Arizona)

RETURNERS (12) - 2020 SEASON STATS

No.	Name	Pos.	Cl.	Avg.	GP-GS	AB	R	H	2B	3B	HR	RBI	SLG%	FLD%
00	Andrea Howard	OF	Jr.	.306	26-26	72	16	22	4	0	7	24	.653	.981
1	Briana Martinez	UT	Fr.	.286	26-26	70	13	20	5	0	2	14	.443	.941
3	Rachael Hathoot	IF	Fr.	.250	26-26	84	19	21	6	2	1	12	.405	.934
4	Taryn Young	OF	Jr.	.259	24-24	54	17	14	0	0	4	9	.481	1.000
10	Cameryn O'Grady	SS	Sr.	.355	26-26	76	22	27	15	0	2	20	.632	.955
32	Lauren Wilmert	C	Sr.	.256	18-16	43	6	11	3	0	1	6	.395	.984

PITCHERS RETURNING (2) - 2020 SEASON STATS

No.	Name	Cl.	ERA	W-L	APP	GS	CG	SHO	SV	IP	SO	BF
25	Brianna Sanchez	Fr.	5.79	1-4	16	5	1	1/0	1	32.2	7	166
99	Kiana Spencer	Sr.	5.72	7-3	15	10	3	0/0	0	61.1	15	293

KEY PLAYERS LOST (2) - 2020 SEASON STATS

No.	Name	Pos.	Avg.	GP-GS	AB	R	H	2B	3B	HR	RBI	SLG%	FLD%
8	Bailey Klitzke	1B/P	.257	16-14	35	6	9	2	0	1	7	.400	.857
22	Gavyn Shafer	INF	.194	25-24	62	7	12	3	0	0	8	.242	.972

PITCHERS LOST (1) - 2020 SEASON STATS

No.	Name	Cl.	ERA	W-L	APP	GS	CG	SHO	SV	IP	SO	BF
13	Kennedy Ferguson	So.	5.00	3-4	12	5	1	1/0	1	36.0	24	158

NEWCOMERS (10)

No.	Name	Pos.	No.	Name	Pos.
2	Savana Martinez	C	22	Izabella Owen	INF
6	Alexis Vigil	INF	34	Emma Guindon	P
12	Savannah Braun	INF	41	Talia Hannappel	P
15	Samantha Simons	OF	66	Ashlyn Roberts	P
20	Diamond Sandoval	OF			
21	Peyton Robinson	OF			

PRONOUNCIATION GUIDE

00	ANDREA Howard	on-DRAY-uh
3	Rachael HATHOOT	HAT-who-t
6	Alexis VIGIL	Vee-hill
12	Savannah BRAUN	Bron
34	Emma GUINDON	Ginden
41	TALIA HANNAPPEL	Tall-E-uh Han-uh-pull
77	REYAN Tuck	Ree-anne
	Paula CONGLETON	CONGLE-ton
	Tyler HEIL	Hi-el

CLASS

Seniors (6)

5	Sydney Broderick	C
00	Andrea Howard	OF
10	Cameryn O'Grady	SS
99	Kiana Spencer	P
32	Lauren Wilmert	C/1B
4	Taryn Young	OF

Juniors (6)

34	Emma Guindon	P
22	Izabella Owen	INF
21	Peyton Robinson	OF
16	Leslie Romero	OF
77	Reyan Tuck	IF
6	Alexis Vigil	INF

Sophomores (3)

3	Rachael Hathoot	IF
1	Briana Martinez	IF
25	Brianna Sanchez	P

Freshmen (6)

12	Savannah Braun	INF
41	Talia Hannappel	P
2	Savana Martinez	C
66	Ashlyn Roberts	P
20	Diamond Sandoval	OF
15	Samantha Simons	OF

HOME STATE

Arizona (1)

5	Sydney Broderick	C
---	------------------	---

California (8)

41	Talia Hannappel	P
10	Cameryn O'Grady	SS
22	Izabella Owen	INF
16	Leslie Romero	OF
25	Brianna Sanchez	P
20	Diamond Sandoval	OF
15	Samantha Simons	OF
4	Taryn Young	OF

New Mexico (7)

3	Rachael Hathoot	INF
00	Andrea Howard	OF
1	Briana Martinez	UT
2	Savana Martinez	C
99	Kiana Spencer	P
6	Alexis Vigil	INF
32	Lauren Wilmert	C/1B

Oregon (2)

12	Savannah Braun	INF
77	Reyan Tuck	1B

Texas (2)

34	Emma Guindon	P
21	Peyton Robinson	OF

Washington (1)

66	Ashlyn Roberts	P
----	----------------	---

POSITION


Outfield (5)	Catcher (3)	SS (1)
Infield (5)	Pitcher (5)	UT (1)
C/1B (1)		



2021 NEW MEXICO LOBOS RADIO/TV ROSTER



00
Andrea Howard
OF | 5-6 | SR.
Albuquerque, N.M.




1
Briana Martinez
UT | 5-3 | SO.
Albuquerque, N.M.




2
Savana Martinez
C | 5-3 | FR.
Albuquerque, N.M.



3
Rachael Hathoot
INF | 5-8 | SO.
Albuquerque, N.M.



4
Taryn Young
OF | 5-8 | SR.
Anaheim, Calif.



5
Sydney Broderick
C | 5-4 | SR.
Mesa, Ariz.



6
Alexis Vigil
INF | 5-0 | JR.
Los Lunas, N.M.



10
Cameryn O'Grady
SS | 5-6 | SR.
Orange, Calif.



12
Savannah Braun
INF | 5-10 | FR.
Tualatin, Ore.



15
Samantha Simons
OF | 5-4 | FR.
Orange, Calif.



16
Leslie Romero
C | 5-6 | JR.
Gonzales, Calif.



20
Diamond Sandoval
OF | 5-3 | FR.
Norwalk, Calif.



21
Peyton Robinson
OF | 5-6 | JR.
Saginaw, Texas



22
Izabella Owen
INF | 5-6 | JR.
Manteca, Calif.



25
Brianna Sanchez
P | 5-6 | SO.
West Covina, Calif.



32
Lauren Wilmert
C/1B | 5-10 | SR.
Albuquerque, N.M..



34
Emma Guindon
P | 5-9 | JR.
Tomball, Texas



41
Talia Hannappel
P | 5-9 | FR.
Huntington Beach, Calif.



66
Ashlyn Roberts
P | 5-8 | FR.
Sammamish, Wash.



77
Reyann Tuck
1B | 6-0 | JR.
Hillsboro, Ore.



99
Kiana Spencer
P | 5-6 | SR.
Gallup, N.M.



Paula Congleton
Head Coach



Tyler Heil
Assistant Coach



Brandon Maurer
Assistant Coach



Kellyann Gangaware
Athletic Trainer



Paula Congleton

5th Head Coach in UNM Program History
Record at UNM: 37-94

NOTEWORTHY :

- Named the fifth head coach in program history on June 20, 2017
- Enters her fourth season at her alma mater
- Earned her 300th career victory on April 17, 2014
- Earned her 350th career victory on April 22, 2017
- Earned her 400th career victory on May 4, 2018
- Earned her first win at UNM against St. Mary's on Feb. 9, 2018 (4-1)

MORE NOTES ON COACH CONGLETON

- Spent 19 seasons at Santa Barbara City College with the Vaqueros molding the program into one of the elite programs in the WSC
- Three-time WSC Gold Division Coach of the Year
- 2011 Southern Cal Coaching Staff of the Year
- 2011 NFCA National Coaching Staff of the Year
- Led the Vaqueros to four Southern Cal Regional appearances and one trip to the Southern Cal Super Regional
- Guided the Vaqueros to their greatest success of the program, winning a Southern Cal Regional series and advancing to the Super Regional for the first time ever in 2016
- Led the 2016 SBCC squad to the second-most games in program history (30-14)
- The 2016 team finished third WSC Gold Division
- In 2011, led the Vaqueros to a program-record 31 wins (31-7 overall), leading the team to a WSC title and the Southern Cal Regional
- Four-time Scholar Athlete first baseman for the Lobos (3.89 GPA)
- Three-time All-American at New Mexico
- Received her Doctorate in educational administration in 2009
- Served as a full-time professor at SBCC teaching health, weight training and kinesiology
- Served as Associate Athletic Director and Coordinator of the Academic Achievement Zone for student-athletes at SBCC

COACHING EXPERIENCE

Head Coach:

2017-Present - New Mexico (37-94)
1998-2017 - Santa Barbara City Coll. (Calif.) (354-322)
1996-1998 - Cal. State University East Bay (33-77)

Graduate Assistant:

1986-1988 - New Mexico

Overall NCAA DI record (Third Season): 37-94
Overall NCAA record (Fifth Season): 70-171
Overall record (24 years): 424-489 (.464)

ALMA MATER

New Mexico (1984)

TWITTER

Follow @CoachCongleton



2021 NEW MEXICO OVERALL STATISTICS

Record: 1-5 Home: 0-0 Away: 0-2 Neutral: 1-3 MW: 0-0

Player	avg	gp-gs	ab	r	h	2b	3b	hr	rbi	tb	slg%	bb	hp	so	gdp	ob%	sf	sh	sb-att	po	a	e	fld%
0 HOWARD, Andrea	.429	6-6	14	4	6	1	0	3	7	16	1.143	4	0	1	0	.526	1	0	0-0	13	1	0	1.000
10 O'GRADY, Cameryn	.333	6-6	15	4	5	1	0	0	1	6	.400	0	4	5	0	.474	0	0	1-1	10	8	2	.900
21 ROBINSON, Peyton	.333	6-6	15	3	5	1	0	0	1	6	.400	0	0	3	0	.333	0	1	0-0	6	1	0	1.000
22 OWEN, Izzy	.222	6-6	18	2	4	1	0	0	3	5	.278	0	1	2	0	.263	0	0	0-0	4	9	2	.867
32 WILMERT, Lauren	.200	5-5	15	2	3	0	0	0	1	3	.200	1	0	5	0	.250	0	0	0-0	27	3	1	.968
1 MARTINEZ, Briana	.188	6-6	16	2	3	1	0	0	1	4	.250	3	0	7	0	.316	0	0	1-1	7	1	0	1.000
4 YOUNG, Taryn	.167	5-5	12	0	2	0	0	0	1	2	.167	0	1	6	0	.231	0	0	0-0	6	1	2	.778
5 BRODERICK, Sydney	.125	4-4	8	0	1	0	0	0	0	1	.125	2	0	1	0	.300	0	0	0-0	13	1	0	1.000
77 TUCK, Reyan	.125	3-3	8	0	1	1	0	0	2	2	.250	0	1	2	0	.222	0	0	0-0	10	0	1	.909
3 HATHOOT, Rachael	.100	6-6	20	2	2	0	0	0	0	2	.100	1	0	5	0	.143	0	0	0-0	9	8	0	1.000
6 VIGIL, Alexis	.000	2-1	3	0	0	0	0	0	0	0	.000	0	0	1	0	.000	0	0	0-0	0	0	0	.000
20 SANDOVAL, Diamond	.000	1-0	1	0	0	0	0	0	0	0	.000	0	0	0	0	.000	0	0	0-0	0	0	0	.000
15 SIMONS, Samantha	.000	1-0	0	0	0	0	0	0	0	0	.000	0	0	0	0	.000	0	0	0-0	0	0	0	.000
Totals	.221	6	145	19	32	6	0	3	17	47	.324	11	7	38	0	.305	1	1	2-2	107	36	9	.941
Opponents	.329	6	149	41	49	5	1	3	37	65	.436	34	7	23	0	.462	5	2	5-6	114	26	9	.940

LOB - Team (32), Opp (49). DPs turned - Team (3), Opp (1). IBB - Team (1), HOWARD 1.

(All games Sorted by Earned run avg)

Player	era	w-l	app	gs	cg	sho	sv	ip	h	r	er	bb	so	2b	3b	hr	b/avg	wp	hp	bk	sfa	sha
34 GUINDON, Emma	5.81	1-2	3	3	1	0/0	0	15.2	22	16	13	12	9	1	0	3	.349	0	3	0	2	2
99 SPENCER, Kiana	7.54	0-2	5	2	0	0/0	0	13.0	16	17	14	17	7	3	1	0	.291	1	4	0	2	0
66 ROBERTS, Ashlyn	8.00	0-1	4	1	0	0/0	0	7.0	11	8	8	5	7	1	0	0	.355	1	0	0	1	0
Totals	6.87	1-5	6	6	1	0/0	0	35.2	49	41	35	34	23	5	1	3	.329	2	7	0	5	2
Opponents	2.58	5-1	6	6	3	2/0	1	38.0	32	19	14	11	38	6	0	3	.221	2	7	0	1	1

PB - Team (1), BRODERICK 1. SBA/ATT - BRODERICK (5-5), SPENCER (3-4), GUINDON (2-2), WILMERT (0-1).

2021 NEW MEXICO GAME-BY-GAME STATISTICS

Date	Opponent	ab	r	h	rbi	2b	3b	hr	tb	bb	ibb	sb	cs	hbp	sac	sf	gdp	k	po	a	e	lob	avg
Feb 19	vs Seattle U	24	0	6	0	0	0	0	6	3	0	1	0	0	0	0	0	4	17	4	1	9	.250
Feb 19	at Arizona	26	2	5	2	0	0	1	8	2	1	0	0	0	0	0	0	11	18	8	0	5	.220
Feb 20	vs Southern Utah	27	11	10	10	3	0	1	16	5	0	1	0	3	1	1	0	2	18	5	0	8	.273
Feb 20	at Arizona	14	0	0	0	0	0	0	0	0	0	0	0	1	0	0	0	5	12	6	1	0	.231
Feb 21	SEATTLE U	30	5	8	4	2	0	1	13	1	0	0	0	2	0	0	0	7	21	9	4	7	.240
Feb 21	SOUTHERN UTAH	24	1	3	1	1	0	0	4	0	0	0	0	1	0	0	0	9	21	4	3	3	.221
Totals		145	19	32	17	6	0	3	47	11	1	2	0	7	1	1	0	38	107	36	9	32	.221



2021 NEW MEXICO RECORD AND INNING BREAKDOWN

Score by innings	1	2	3	4	5	6	7	Total
New Mexico	3	1	5	2	1	4	3	19
Opponents	10	4	5	5	7	9	1	41

Record when ...

Overall	1-5	After 4 leading	1-0
Conference	0-0 trailing	0-4
Non-Conference	1-5 tied	0-1
Home games	0-0	After 5 leading	1-0
Away games	0-2 trailing	0-4
Neutral site	1-3 tied	0-0
Day games	1-4	After 6 leading	0-0
Night games	0-1 trailing	0-3
vs Left starter	0-0 tied	0-0
vs Right starter	1-5		
1-Run games	0-0	Hit 0 home runs	0-3
2-Run games	0-0	... 1 home run	1-2
5+Run games	1-2	... 2+ home runs	0-0
Extra innings	0-0		
Shutouts	0-2	Opponent 0 home runs	0-4
	 1 home run	0-1
Scoring 0-2 runs	0-4 2+ HRs	1-0
..... 3-5 runs	0-1		
..... 6-9 runs	0-0	Made 0 errors	1-1
..... 10+ runs	1-0 1 error	0-2
	 2+ errors	0-2
Opponent 0-2 runs	0-0		
..... 3-5 runs	1-2	Opp. made 0 errors	0-2
..... 6-9 runs	0-2 1 error	0-2
..... 10+ runs	0-1 2+ errors	1-1
Scored in 1st inning	1-1	Out-hit opponent	1-0
Opp. scored in 1st	1-5	Out-hit by opponent	0-5
Scores first	1-0	Hits are tied	0-0
Opp. scores first	0-5		

Record when team scores:

Runs	0	1	2	3	4	5	6	7	8	9	10+
W-L	0-2	0-1	0-1	0-0	0-0	0-1	0-0	0-0	0-0	0-0	1-0

Record when opponent scores:

Runs	0	1	2	3	4	5	6	7	8	9	10+
W-L	0-0	0-0	0-0	1-0	0-1	0-1	0-0	0-0	0-1	0-1	0-1

Record when leading after:

Inn.	1	2	3	4	5	6
W-L	0-0	1-0	1-1	1-0	1-0	0-0

Record when trailing after:

Inn.	1	2	3	4	5	6
W-L	0-4	0-4	0-3	0-4	0-4	0-3

Record when tied after:

Inn.	1	2	3	4	5	6
W-L	1-1	0-1	0-1	0-1	0-0	0-0

Current losing streak: 3

Longest winning streak: 1

Longest losing streak: 3

Home attendance : 0 (0 dates avg = 0)

Away attendance : 0 (6 dates avg = 0)

Total attendance: 0 (6 dates avg = 0)

2021 NEW MEXICO SITUATIONAL BREAKDOWN

Player	vs left			vs right			w/runners			w/bases empty			w/bases loaded			as leadoff			fly	gnd	fly/
	h	ab	avg	h	ab	avg	h	ab	avg	h	ab	avg	h	ab	avg	rch	ops	pct	out	out	gnd
5 BRODERICK, Sydney	0	1	.000	1	7	.143	0	1	.000	1	7	.143	0	0	---	0	2	.000	3	3	1.0
3 HATHOOT, Rachael	0	1	.000	2	19	.105	1	7	.143	1	13	.077	0	1	.000	2	11	.182	7	6	1.2
0 HOWARD, Andrea	1	1	1.000	5	13	.385	3	7	.429	3	7	.429	0	0	---	0	0	---	5	2	2.5
1 MARTINEZ, Briana	0	1	.000	3	15	.200	2	8	.250	1	8	.125	0	2	.000	0	3	.000	4	2	2.0
10 O'GRADY, Cameryn	1	1	1.000	4	14	.286	3	6	.500	2	9	.222	0	0	---	2	3	.667	4	1	4.0
22 OWEN, Izzy	1	2	.500	3	16	.188	3	9	.333	1	9	.111	0	2	.000	1	7	.143	7	5	1.4
21 ROBINSON, Peyton	1	1	1.000	4	14	.286	1	5	.200	4	10	.400	1	1	1.000	3	3	1.000	3	5	0.6
20 SANDOVAL, Diamond	0	0	---	0	1	.000	0	1	.000	0	0	---	0	0	---	0	0	---	1	0	99.9
77 TUCK, Reyan	0	0	---	1	8	.125	1	4	.250	0	4	.000	1	1	1.000	0	1	.000	4	1	4.0
6 VIGIL, Alexis	0	0	---	0	3	.000	0	0	---	0	3	.000	0	0	---	0	2	.000	1	1	1.0
32 WILMERT, Lauren	0	2	.000	3	13	.231	1	7	.143	2	8	.250	0	1	.000	3	3	1.000	3	2	1.5
4 YOUNG, Taryn	0	1	.000	2	11	.182	1	6	.167	1	6	.167	0	0	---	1	3	.333	2	1	2.0
Totals	4	11	.364	28	134	.209	16	61	.262	16	84	.190	2	8	.250	12	38	.316	44	29	1.5
Opponents	27	86	.314	22	63	.349	28	91	.308	21	58	.362	3	14	.214	18	36	.500	46	32	1.4

Player	pinch hitting			w/runners in scoring pos			w/runner on 3rd and LT 2 out			with 2 outs			success adv runners			2- out	rnr adv	rnr lob	rch err	rch fc	kl
	h	ab	avg	h	ab	avg	rbi	ops	pct	h	ab	avg	adv	ops	pct	rbi	w/out	lob			
5 BRODERICK, Sydney	0	0	---	0	0	---	0	0	---	0	3	.000	1	2	.500	0	0	0	0	0	1
3 HATHOOT, Rachael	0	0	---	0	4	.000	0	0	---	0	5	.000	3	7	.429	0	2	4	0	0	3
0 HOWARD, Andrea	0	0	---	2	3	.667	2	2	1.000	3	7	.429	8	11	.727	2	1	0	1	1	0
1 MARTINEZ, Briana	0	0	---	1	4	.250	1	2	.500	1	6	.167	4	10	.400	0	0	8	0	0	1
10 O'GRADY, Cameryn	0	0	---	2	4	.500	0	1	.000	1	1	1.000	4	7	.571	1	0	0	1	0	3
22 OWEN, Izzy	0	0	---	3	7	.429	0	1	.000	2	5	.400	3	9	.333	1	0	4	0	1	2
21 ROBINSON, Peyton	0	0	---	1	3	.333	0	0	---	1	7	.143	2	6	.333	1	1	5	0	0	1
20 SANDOVAL, Diamond	0	1	.000	0	1	.000	0	0	---	0	1	.000	0	1	.000	0	0	1	0	0	0
77 TUCK, Reyan	0	0	---	1	3	.333	0	0	---	1	2	.500	2	4	.500	2	1	0	0	0	0
6 VIGIL, Alexis	0	1	.000	0	0	---	0	0	---	0	0	---	0	0	---	0	0	0	0	0	0
32 WILMERT, Lauren	0	0	---	1	6	.167	0	2	.000	0	7	.000	3	8	.375	1	0	7	2	1	1
4 YOUNG, Taryn	0	0	---	1	4	.250	1	1	1.000	0	4	.000	2	6	.333	0	0	3	1	0	3
Totals	0	2	.000	12	39	.308	4	9	.444	9	48	.188	32	71	.451	8	5	32	5	3	15
Opponents	6	14	.429	18	62	.290	13	25	.520	13	43	.302	75	123	.610	17	20	49	6	12	8

Success Advancing Runners = percentage of times the batter advanced at least one runner during a plate appearance

#Rnrs Adv w/Out = TOTAL number of runners advanced when the player made an out



2021 NEW MEXICO LEADERS

Batting avg

1. 0 HOWARD, Andrea	.429
2. 10 O'GRADY, Cameryn	.333
21 ROBINSON, Peyton	.333
4. 22 OWEN, Izzy	.222
5. 32 WILMERT, Lauren	.200

Runs scored

1. 10 O'GRADY, Cameryn	4
0 HOWARD, Andrea	4
3. 21 ROBINSON, Peyton	3
4. 4 tied at.....	2

Doubles

1. 6 tied at.....	1
-------------------	---

Slugging pct

1. 0 HOWARD, Andrea	1.143
2. 10 O'GRADY, Cameryn	.400
21 ROBINSON, Peyton	.400
4. 22 OWEN, Izzy	.278
5. 1 MARTINEZ, Briana	.250

Hits

1. 0 HOWARD, Andrea	6
2. 10 O'GRADY, Cameryn	5
21 ROBINSON, Peyton	5
4. 22 OWEN, Izzy	4
5. 2 tied at.....	3

Triples

--	--

On base pct

1. 0 HOWARD, Andrea	.526
2. 10 O'GRADY, Cameryn	.474
3. 21 ROBINSON, Peyton	.333
4. 1 MARTINEZ, Briana	.316
5. 5 BRODERICK, Sydney	.300

Runs batted in

1. 0 HOWARD, Andrea	7
2. 22 OWEN, Izzy	3
3. 77 TUCK, Reyan	2
4. 5 tied at.....	1

Home runs

1. 0 HOWARD, Andrea	3
---------------------	---

Total bases

1. 0 HOWARD, Andrea	16
2. 21 ROBINSON, Peyton	6
10 O'GRADY, Cameryn	6
4. 22 OWEN, Izzy	5
5. 1 MARTINEZ, Briana	4

Sac bunts

1. 21 ROBINSON, Peyton	1
------------------------	---

Walks

1. 0 HOWARD, Andrea	4
2. 1 MARTINEZ, Briana	3
3. 5 BRODERICK, Sydney	2
4. 3 HATHOOT, Rachael	1
32 WILMERT, Lauren	1

Sac flies

1. 0 HOWARD, Andrea	1
---------------------	---

Hit by pitch

1. 10 O'GRADY, Cameryn	4
2. 77 TUCK, Reyan	1
22 OWEN, Izzy	1
4 YOUNG, Taryn	1

Stolen bases

1. 1 MARTINEZ, Briana	1
10 O'GRADY, Cameryn	1

Caught stealing

Steal attempts

1. 10 O'GRADY, Cameryn	1
1 MARTINEZ, Briana	1

Stolen base pct

1. 1 MARTINEZ, Briana	1.000
10 O'GRADY, Cameryn	1.000

Strikeouts

1. 1 MARTINEZ, Briana	7
2. 4 YOUNG, Taryn	6
3. 32 WILMERT, Lauren	5
3 HATHOOT, Rachael	5
10 O'GRADY, Cameryn	5

At bats

1. 3 HATHOOT, Rachael	20
2. 22 OWEN, Izzy	18
3. 1 MARTINEZ, Briana	16
4. 3 tied at.....	15

Grounded into DP

--	--

Games played

1. 6 tied at.....	6
-------------------	---

Total plate appearances

1. 3 HATHOOT, Rachael	21
2. 0 HOWARD, Andrea	19
22 OWEN, Izzy	19
10 O'GRADY, Cameryn	19
1 MARTINEZ, Briana	19

Game starts

1. 6 tied at.....	6
-------------------	---

Fielding pct

1. 3 HATHOOT, Rachael	1.000
0 HOWARD, Andrea	1.000
5 BRODERICK, Sydney	1.000
1 MARTINEZ, Briana	1.000
21 ROBINSON, Peyton	1.000

Chances

1. 32 WILMERT, Lauren	31
2. 10 O'GRADY, Cameryn	20
3. 3 HATHOOT, Rachael	17
4. 22 OWEN, Izzy	15
5. 2 tied at.....	14

Putouts

1. 32 WILMERT, Lauren	27
2. 5 BRODERICK, Sydney	13
0 HOWARD, Andrea	13
4. 10 O'GRADY, Cameryn	10
77 TUCK, Reyan	10

Assists

1. 22 OWEN, Izzy	9
2. 10 O'GRADY, Cameryn	8
3 HATHOOT, Rachael	8
4. 32 WILMERT, Lauren	3
34 GUINDON, Emma	3

Errors

1. 4 YOUNG, Taryn	2
22 OWEN, Izzy	2
10 O'GRADY, Cameryn	2
4. 3 tied at.....	1

Fielding double plays

1. 32 WILMERT, Lauren	2
2. 5 tied at....	1

Stolen bases against

1. 5 BRODERICK, Sydney	5
2. 99 SPENCER, Kiana	3
3. 34 GUINDON, Emma	2

Caught stealing by

1. 99 SPENCER, Kiana	1
32 WILMERT, Lauren	1

Steal attempts against

1. 5 BRODERICK, Sydney	5
2. 99 SPENCER, Kiana	4
3. 34 GUINDON, Emma	2
4. 32 WILMERT, Lauren	1

Passed balls

1. 5 BRODERICK, Sydney	1
------------------------	---

Catchers interference

--	--

2021 NEW MEXICO LEADERS

Earned run avg

1. 34 GUINDON, Emma	5.81
2. 99 SPENCER, Kiana	7.54
3. 66 ROBERTS, Ashlyn	8.00

Opposing bat avg

1. 99 SPENCER, Kiana	.291
2. 34 GUINDON, Emma	.349
3. 66 ROBERTS, Ashlyn	.355

Won-loss pct

1. 34 GUINDON, Emma	.333
2. 66 ROBERTS, Ashlyn	.000
99 SPENCER, Kiana	.000

Wins

1. 34 GUINDON, Emma	1
---------------------	---

Losses

1. 34 GUINDON, Emma	2
99 SPENCER, Kiana	2
3. 66 ROBERTS, Ashlyn	1

Saves

Innings pitched

1. 34 GUINDON, Emma	15.2
2. 99 SPENCER, Kiana	13.0
3. 66 ROBERTS, Ashlyn	7.0

Batters struck out

1. 34 GUINDON, Emma	9
2. 66 ROBERTS, Ashlyn	7
99 SPENCER, Kiana	7

Appearances

1. 99 SPENCER, Kiana	5
2. 66 ROBERTS, Ashlyn	4
3. 34 GUINDON, Emma	3

Games started

1. 34 GUINDON, Emma	3
2. 99 SPENCER, Kiana	2
3. 66 ROBERTS, Ashlyn	1

Games finished

1. 99 SPENCER, Kiana	3
2. 66 ROBERTS, Ashlyn	2

Games in relief

1. 66 ROBERTS, Ashlyn	3
99 SPENCER, Kiana	3

Wild pitches

1. 99 SPENCER, Kiana	1
66 ROBERTS, Ashlyn	1

Balks

Hit batters

1. 99 SPENCER, Kiana	4
2. 34 GUINDON, Emma	3

Intentional BB allowed

Runners picked off

Batters SO out looking

1. 66 ROBERTS, Ashlyn	4
2. 34 GUINDON, Emma	3
3. 99 SPENCER, Kiana	1

Sac bunts allowed

1. 34 GUINDON, Emma	2
---------------------	---

Sac flies allowed

1. 34 GUINDON, Emma	2
99 SPENCER, Kiana	2
3. 66 ROBERTS, Ashlyn	1

Hits allowed

1. 66 ROBERTS, Ashlyn	11
2. 99 SPENCER, Kiana	16
3. 34 GUINDON, Emma	22

Runs allowed

1. 66 ROBERTS, Ashlyn	8
2. 34 GUINDON, Emma	16
3. 99 SPENCER, Kiana	17

Earned runs allowed

1. 66 ROBERTS, Ashlyn	8
2. 34 GUINDON, Emma	13
3. 99 SPENCER, Kiana	14

Walks allowed

1. 66 ROBERTS, Ashlyn	5
2. 34 GUINDON, Emma	12
3. 99 SPENCER, Kiana	17

Doubles allowed

1. 34 GUINDON, Emma	1
66 ROBERTS, Ashlyn	1
3. 99 SPENCER, Kiana	3

Triples allowed

1. 34 GUINDON, Emma	0
66 ROBERTS, Ashlyn	0
3. 99 SPENCER, Kiana	1

Home runs allowed

1. 99 SPENCER, Kiana	0
66 ROBERTS, Ashlyn	0
3. 34 GUINDON, Emma	3





00 ANDREA HOWARD

OF • 5-6 • SR.

ALBUQUERQUE, N.M. • LA CUEVA HS

SINGLE-GAME HIGHS

Hits: 3, 3x, Last vs. UNC, 2-28-20
 Doubles: 1, 20x, Last vs. Seattle, 2-21-21
 Triples: 1, 3x, Last at San Diego State, 3-17-19
 Home runs: 2, Grand Canyon, 2-8-20
 Total bases: 8, Grand Canyon, 2-8-20
 RBI: 5, Northern Colorado, 2-14-20
 Runs scored: 3, 3x, Last vs UTEP, 2-8-19
 Walks: 4, UTEP, 2-8-19
 Hit by pitch: 1, 3x, Last at NMSU, 3-11-20

Struck out: 3, 4x, Last at NMSU, 4-2-19
 Sac flies: 1, 6x, Last vs. Southern Utah, 2-20-21
 Sac bunts: 1, 3x, Last at Hawai'i, 2-23-19
 At bats: 5, 2x, Last at Utah State, 4-6-19
 Stolen bases: 1, 6x, Last vs. UNC, 2-28-20
 Putouts: 13, at UTEP, 4-16-18
 Assists: 1, 13x, Last at Arizona, 2-19-21
 Named All-Mountain West Second Team in 2018
 2019 Google Cloud Academic All-America®
 Second Team

CAREER STATS (AT UNM)

Year	avg	gp-gs	ab	r	h	2b	3b	hr	rbi	tb	slg%	bb	hbp	so	gdp	ob%	sf	sh	sb-att	po	a	e	fld%
2018	.313	51-50	131	20	41	6	1	7	18	70	.534	23	1	39	1	.414	2	2	3-4	296	5	4	.987
2019	.192	46-46	125	25	24	9	2	3	15	46	.368	24	1	44	1	.327	0	1	1-1	97	4	4	.962
2020	.306	26-26	72	16	22	4	0	7	24	47	.653	12	1	11	0	.398	3	0	2-2	50	3	1	.981
2021	.429	6-6	14	4	6	1	0	3	7	16	1.143	4	0	1	0	.526	1	0	0-0	13	1	0	1.000
TOTAL	.272	129-128	342	65	93	20	3	20	64	179	.523	63	3	95	2	.384	6	3	6-7	456	13	9	.981

2021 GAME-BY-GAME

Date	Opponent	Pos	AB	R	H	RBI	2B	3B	HR	BB	SB	CS	HBP	SAC	SF	GDP	K	PO	A	E	Avg
Feb 19	vs Seattle U	*of	1	0	0	0	0	0	0	2	0	0	0	0	0	0	0	4	0	0	.000
Feb 19	at Arizona	*of	2	1	2	1	0	0	1	1	0	0	0	0	0	0	0	3	1	0	.667
Feb 20	vs Southern Utah	*of	3	2	1	2	0	0	1	0	0	0	0	0	1	0	0	1	0	0	.500
Feb 20	at Arizona	*of	2	0	0	0	0	0	0	0	0	0	0	0	0	0	0	1	0	0	.375
Feb 21	vs Seattle U	*of	3	1	2	3	1	0	1	1	0	0	0	0	0	0	0	3	0	0	.455
Feb 21	vs Southern Utah	*of	3	0	1	1	0	0	0	0	0	0	0	0	0	0	1	1	0	0	.429
Totals		6gs	14	4	6	7	1	0	3	4	0	0	0	0	1	0	1	13	1	0	.429

On base pct. .526 • Slugging pct. 1.143

THE 2021 LOBOS



1 BRIANA MARTINEZ

UT • 5-3 • 50.

ALBUQUERQUE, N.M. • RIO RANCHO HS

SINGLE-GAME HIGHS

Hits: 3, 2x, Last vs. Northern Colo., 2-14-20
 Doubles: 2, Northern Colorado, 3-1-20
 Triples:
 Home runs: 1, 2x, Last vs. UNC, 2-15-20
 Total bases: 6, Grand Canyon, 2-9-20
 RBI: 2, 5x, Last vs. Texas Southern, 3-7-20
 Runs scored: 3, Northern Colorado, 2-14-20
 Walks: 3, Southern Utah, 2-20-21
 Hit by pitch: 1, California, 2-23-20

Struck out: 3, Seattle, 2-21-21
 Sac flies:
 Sac bunts:
 At bats: 4, 3x, Last vs. Seattle, 2-21-21
 Stolen bases: 1, 6x, Last vs. Seattle, 2-19-21
 Caught stealing:
 Putouts: 4, 3x, Last vs. Seattle, 2-19-21
 Assists: 1, 2x, Last vs. Seattle, 2-19-21

CAREER STATS (AT UNM)

Year	avg	gp-gs	ab	r	h	2b	3b	hr	rbi	tb	slg%	bb	hbp	so	qdp	ob%	sf	sh	sb-att	po	a	e	fld%
2020	.286	26-26	70	13	20	5	0	2	14	31	.443	20	1	15	0	.451	0	0	5-5	31	1	2	.941
2021	.188	6-6	16	2	3	1	0	0	1	4	.250	3	0	7	0	.316	0	0	1-1	7	1	0	1.000
TOTAL	.267	32-32	86	15	23	6	0	2	15	35	.407	23	1	22	0	.427	0	0	6-6	38	2	2	.952

2020 GAME-BY-GAME

Date	Opponent	Pos	AB	R	H	RBI	2B	3B	HR	BB	SB	CS	HBP	SAC	SF	GDP	K	PO	A	E	Avg
Feb 19	vs Seattle U	*of	3	0	1	0	0	0	0	0	1	0	0	0	0	0	1	4	1	0	.333
Feb 19	at Arizona	*of	3	0	0	0	0	0	0	0	0	0	0	0	0	0	1	1	0	0	.167
Feb 20	vs Southern Utah	*of	1	2	1	1	1	0	0	3	0	0	0	0	0	0	0	0	0	0	.286
Feb 20	at Arizona	*of	2	0	0	0	0	0	0	0	0	0	0	0	0	0	0	0	0	0	.222
Feb 21	vs Seattle U	*of	4	0	0	0	0	0	0	0	0	0	0	0	0	0	3	0	0	0	.154
Feb 21	vs Southern Utah	*of	3	0	1	0	0	0	0	0	0	0	0	0	0	0	2	2	0	0	.188
Totals		6gs	16	2	3	1	1	0	0	3	1	0	0	0	0	0	7	7	1	0	.188

On base pct. .316 • Slugging pct. .250



THE 2021 LOBOS



2 SAVANA MARTINEZ *C • 5-3 • FR.*
ALBUQUERQUE, N.M. • RIO RANCHO HS

SINGLE-GAME HIGHS

Hits:
Doubles:
Triples:
Home runs:
Total bases:
RBI:
Runs scored:
Walks:
Hit by pitch:

Struck out:
Sac flies:
Sac bunts:
At bats:
Stolen bases:
Caught stealing:
Putouts:
Assists:

CAREER STATS (AT UNM)

2021 GAME-BY-GAME



3 RACHAEL HATHOOT

INF • 5-8 • 50.

ALBUQUERQUE, N.M. • LA CUEVA HS

SINGLE-GAME HIGHS

Hits: 2, 5x, Last vs. Texas Southern, 3-7-20

Doubles: 2, Texas Southern, 3-7-20

Triples: 1, 2x, Last vs. South Dakota, 2-29-20

Home runs: 1, Stanford, 2-8-20

Total bases: 4, 4x, Last vs. Texas Southern, 3-7-20

RBI: 2, 3x, Last vs. South Dakota, 2-29-20

Runs scored: 2, 7x, Last vs. SUU, 2-20-21

Walks: 2, Weber State, 2-7-20

Hit by pitch: 1, 3x, Last vs. S. Dakota, 2-29-20

Struck out: 2, Southern Utah, 2-21-21

Sac flies:

Sac bunts: 1, 2x, Last vs. Texas Southern, 3-6-20

At bats: 5, 2x, Last at GCU, 2-9-20

Stolen bases:

Caught stealing: 1, Texas Southern, 3-7-20

Putouts: 4, 2x, Last vs. UCSB, 2-16-20

Assists: 5, UC Riverside, 2-20-20

CAREER STATS (AT UNM)

Year	avg	gp-gs	ab	r	h	2b	3b	hr	rbi	tb	slg%	bb	hbp	so	gdp	ob%	sf	sh	sb-att	po	a	e	fld%
2020	.250	26-26	84	19	21	6	2	1	12	34	.405	7	3	8	0	.330	0	2	0-1	38	47	6	.934
2021	.100	6-6	20	2	2	0	0	0	0	2	.100	1	0	5	0	.143	0	0	0-0	9	8	0	1.000
TOTAL	.221	32-32	104	21	23	6	2	1	12	36	.346	8	3	13	0	.296	0	2	0-1	47	55	6	.944

2021 GAME-BY-GAME

Date	Opponent	Pos	AB	R	H	RBI	2B	3B	HR	BB	SB	CS	HBP	SAC	SF	GDP	K	PO	A	E	Avg
Feb 19	vs Seattle U	*2b	3	0	1	0	0	0	0	0	0	0	0	0	0	0	0	0	0	0	.333
Feb 19	at Arizona	*2b	4	0	0	0	0	0	0	0	0	0	0	0	0	0	1	3	3	0	.143
Feb 20	vs Southern Utah	*2b	4	2	1	0	0	0	0	1	0	0	0	0	0	0	1	1	0	0	.182
Feb 20	at Arizona	*2b	2	0	0	0	0	0	0	0	0	0	0	0	0	0	1	2	3	0	.154
Feb 21	vs Seattle U	*2b	4	0	0	0	0	0	0	0	0	0	0	0	0	0	0	3	2	0	.118
Feb 21	vs Southern Utah	*2b	3	0	0	0	0	0	0	0	0	0	0	0	0	0	2	0	0	0	.100
Totals		6gs	20	2	2	0	0	0	0	1	0	0	0	0	0	0	5	9	8	0	.100

On base pct. .143 • Slugging pct. .100



THE 2021 LOBOS



4 TARYN YOUNG

OF • 5-8 • SR.

ANAHEIM, CALIF. • ARIZONA

SINGLE-GAME HIGHS

Hits: 2, 3x, Last vs. South Dakota, 3-1-20
 Doubles:
 Triples:
 Home runs: 2, California, 2-23-20
 Total bases: 8, California, 2-23-20
 RBI: 3, California, 2-23-20
 Runs scored: 3, San Diego, 2-22-20
 Walks: 2, 2x, Last vs. La Salle, 2-29-20
 Hit by pitch: 1, 2x, Last vs. SUU, 2-20-21

Struck out: 3, Arizona, 2-19-21
 Sac flies:
 Sac bunts:
 At bats: 3, 12x, Last vs. Seattle, 2-21-21
 Stolen bases:
 Caught stealing: 1, South Dakota, 3-1-20
 Putouts: 4, Stanford, 2-8-20
 Assists: 1, Seattle, 2-21-21

CAREER STATS (AT ARIZONA)

Year	avg	gp-gs	ab	r	h	2b	3b	hr	rbi	tb	slg%	bb	hbp	so	gdp	ob%	sf	sh	sb-att	po	a	e	fld%
2018	.000	4-0	0	3	0	0	0	0	0	0	.000	1	0	0	0	1.000	0	0	0-0	0	0	0	.000
2019	.000	5-0	1	0	0	0	0	0	0	0	.000	0	0	1	0	.000	0	0	0-0	3	0	0	1.000
TOTAL	.000	9-0	1	3	0	0	0	0	0	0	.000	1	0	1	0	.500	0	0	0-0	3	0	0	1.000


CAREER STATS (AT UNM)

Year	avg	gp-gs	ab	r	h	2b	3b	hr	rbi	tb	slg%	bb	hbp	so	gdp	ob%	sf	sh	sb-att	po	a	e	fld%
2020	.259	24-24	54	17	14	0	0	4	9	26	.481	13	1	18	0	.412	0	0	0-1	34	0	0	1.000
2021	.167	5-5	12	0	2	0	0	0	1	2	.167	0	1	6	0	.231	0	0	0-0	6	1	2	.778
TOTAL	.242	29-29	66	17	16	0	0	4	10	28	.424	13	2	24	0	.383	0	0	0-1	40	1	2	.953

2021 GAME-BY-GAME

Date	Opponent	Pos	AB	R	H	RBI	2B	3B	HR	BB	SB	CS	HBP	SAC	SF	GDP	K	PO	A	E	Avg
Feb 19	vs Seattle U	*of	3	0	0	0	0	0	0	0	0	0	0	0	0	0	1	0	0	0	.000
Feb 19	at Arizona	*of	3	0	0	0	0	0	0	0	0	0	0	0	0	0	3	0	0	0	.000
Feb 20	vs Southern Utah	*of	2	0	1	1	0	0	0	0	0	0	1	0	0	0	0	1	0	0	.125
Feb 20	at Arizona	*of	1	0	0	0	0	0	0	0	0	0	0	0	0	0	1	2	0	1	.111
Feb 21	vs Seattle U	*of	3	0	1	0	0	0	0	0	0	0	0	0	0	0	1	3	1	1	.167
Totals		5gs	12	0	2	1	0	0	0	0	0	0	1	0	0	0	6	6	1	2	.167

On base pct. .231 • Slugging pct. .167



5 SYDNEY BRODERICK

C • 5-4 • SR.

MESA, ARIZ. • DESERT RIDGE HS

SINGLE-GAME HIGHS

Hits: 3, St. Mary's, 3-10-18
 Doubles: 1, 4x, Last at Utah State, 4-6-19
 Home Runs: 1, 3x, Last at GCU, 2-8-20
 Total bases: 4, 4x, Last at GCU, 2-8-20
 RBI: 2, 2x, Last at NMSU, 4-2-19
 Runs scored: 1, 14x, Last vs. La Salle, 2-29-20
 Walks: 2, 3x, Last at GCU, 2-9-20
 Hit by pitch: 1, vs Oregon, 2-11-18
 Struck out: 3, at Colorado State, 4-8-18

Sac flies: 1, 2x, Last vs. San Diego, 2-22-20
 Sac bunts: 1, 3x, Last vs Boise State, 4-20-19
 At bats: 4, 5x, Last vs. N. Colorado, 2-28-20
 Stolen bases: 1, at Utah State, 4-5-19
 Putouts: 10, at Colorado State, 4-7-18
 Assists: 3, 2x, Last vs. Nevada, 3-30-19
 Runners CS: 2, Utah State, 4-21-18

CAREER STATS (AT UNM)

Year	avg	gp-gs	ab	r	h	2b	3b	hr	rbi	tb	slg%	bb	hbp	so	gdp	ob%	sf	sh	sb-att	po	a	e	fld%
2018	.230	42-36	87	6	20	2	0	0	5	22	.253	6	1	12	2	.284	1	2	0-0	118	12	6	.956
2019	.095	33-30	63	5	6	2	0	1	3	11	.175	10	0	19	1	.219	0	1	1-1	101	19	6	.952
2020	.138	12-10	29	3	4	0	0	2	3	10	.345	4	0	6	0	.235	1	0	0-0	31	3	2	.944
2021	.125	4-4	8	0	1	0	0	0	0	1	.125	2	0	1	0	.300	0	0	0-0	13	1	0	1.000
TOTAL	.166	91-80	187	14	31	4	0	3	11	44	.235	22	1	38	3	.255	2	3	1-1	263	35	14	.955

2021 GAME-BY-GAME

Date	Opponent	Pos	AB	R	H	RBI	2B	3B	HR	BB	SB	CS	HBP	SAC	SF	GDP	K	PO	A	E	Avg
Feb 19	vs Seattle U	*c	2	0	1	0	0	0	0	1	0	0	0	0	0	0	0	3	0	0	.500
Feb 19	at Arizona	*c	2	0	0	0	0	0	0	1	0	0	0	0	0	0	0	4	0	0	.250
Feb 20	at Arizona	*c	1	0	0	0	0	0	0	0	0	0	0	0	0	0	0	3	0	0	.200
Feb 21	vs Seattle U	*c	3	0	0	0	0	0	0	0	0	0	0	0	0	0	1	3	1	0	.125
Totals		4gs	8	0	1	0	0	0	0	2	0	0	0	0	0	0	1	13	1	0	.125

On base pct. .300 • Slugging pct. .125



THE 2021 LOBOS



6 ALEXIS VIGIL

INF • 5-0 • JR.

LOS LUNAS, N.M. • COLLEGE OF SOUTHERN NEVADA

SINGLE-GAME HIGHS

Hits:
Doubles:
Triples:
Home runs:
Total bases:
RBI:
Runs scored:
Walks:
Hit by pitch:

Struck out: 1, Southern Utah, 2-21-21
Sac flies:
Sac bunts:
At bats: 2, Southern Utah, 2-21-21
Stolen bases:
Caught stealing:
Putouts:
Assists:

CAREER STATS (AT UNM)

Year	avg	gp-gs	ab	r	h	2b	3b	hr	rbi	tb	slg%	bb	hbp	so	gdp	ob%	sf	sh	sb-att	po	a	e	fld%
2021	.000	2-1	3	0	0	0	0	0	0	0	.000	0	0	1	0	.000	0	0	0-0	0	0	0	.000
TOTAL	.000	2-1	3	0	0	0	0	0	0	0	.000	0	0	1	0	.000	0	0	0-0	0	0	0	.000

2021 GAME-BY-GAME

Date	Opponent	Pos	AB	R	H	RBI	2B	3B	HR	BB	SB	CS	HBP	SAC	SF	GDP	K	PO	A	E	Avg
Feb 20	vs Southern Utah	ph	1	0	0	0	0	0	0	0	0	0	0	0	0	0	0	0	0	0	.000
Feb 21	vs Southern Utah	*dh	2	0	0	0	0	0	0	0	0	0	0	0	0	0	1	0	0	0	.000
Totals		1gs	3	0	0	0	0	0	0	0	0	0	0	0	0	0	1	0	0	0	.000

On base pct. .000 • Slugging pct. .000



10 CAMERYN O'GRADY

55 • 5-6 • SR.

ORANGE, CALIF. • EL MODENA HS

SINGLE-GAME HIGHS

Hits: 4, at Texas Tech, 3-2-18
 Doubles: 2, 4x, Last vs. Liberty, 3-8-20
 Triples: 1, 5x, Last vs. Creighton, 2-9-19
 Home runs: 1, 12x, Last vs. La Salle, 2-29-20
 Total bases: 8, Creighton, 2-9-19
 RBI: 4, 3x, Last vs. La Salle, 2-29-20
 Runs scored: 4, at Texas Tech, 3-2-18
 Walks: 3, 3x, Last vs. UTEP, 2-8-19
 Hit by pitch: 2, Seattle, 2-21-21

Struck out: 3, 6x, Last at SDSU, 3-15-19
 Sac flies: 1, South Dakota, 3-1-20
 Sac bunts: 1, 3x, Last Utah State, 4-22-18
 At bats: 5, 2x, Last at Nevada, 3-24-18
 Stolen bases: 2, vs George Washington, 2-23-18
 Putouts: 5, 5x, Last vs. UNC, 2-15-20
 Assists: 8, at San Jose State, 4-27-18

CAREER STATS (AT UNM)

Year	avg	gp-gs	ab	r	h	2b	3b	hr	rbi	tb	slg%	bb	hbp	so	gdp	ob%	sf	sh	sb-att	po	a	e	fld%
2017	.109	26-19	46	1	5	0	0	0	3	5	.109	3	0	12	0	.163	0	0	0-0	38	39	10	.885
2018	.301	53-52	143	31	43	12	4	4	26	75	.524	32	5	50	0	.444	0	3	4-4	101	118	18	.924
2019	.348	53-53	141	32	49	16	1	6	26	85	.603	31	3	28	0	.474	0	0	0-0	60	84	17	.894
2020	.355	26-26	76	22	27	15	0	2	20	48	.632	16	4	10	0	.485	1	0	0-0	39	45	4	.955
2021	.333	6-6	15	4	5	1	0	0	1	6	.400	0	4	5	0	.474	0	0	1-1	10	8	2	.900
TOTAL	.306	164-156	421	90	129	44	5	12	76	219	.520	82	16	105	0	.437	1	3	5-5	248	294	51	.914

2021 GAME-BY-GAME

Date	Opponent	Pos	AB	R	H	RBI	2B	3B	HR	BB	SB	CS	HBP	SAC	SF	GDP	K	PO	A	E	Avg
Feb 19	vs Seattle U	*ss	3	0	1	0	0	0	0	0	0	0	0	0	0	0	1	2	1	0	.333
Feb 19	at Arizona	*ss	3	0	1	1	0	0	0	0	0	0	0	0	0	0	1	2	2	0	.333
Feb 20	vs Southern Utah	*ss	3	1	1	0	0	0	0	0	1	0	1	0	0	0	0	1	1	0	.333
Feb 20	at Arizona	*ss	2	0	0	0	0	0	0	0	0	0	0	0	0	0	2	1	3	0	.273
Feb 21	vs Seattle U	*ss	2	2	1	0	0	0	0	0	0	0	2	0	0	0	0	2	1	2	.308
Feb 21	vs Southern Utah	*ss	2	1	1	0	1	0	0	0	0	0	1	0	0	0	1	2	0	0	.333
Totals		6gs	15	4	5	1	1	0	0	0	1	0	4	0	0	0	5	10	8	2	.333

On base pct. .474 • Slugging pct. .400





12 SAVANNAH BRAUN

INF • 5-10 • FR.
TUALATIN, ORE. • TUALATIN HS

SINGLE-GAME HIGHS

Hits:
Doubles:
Triples:
Home runs:
Total bases:
RBI:
Runs scored:
Walks:
Hit by pitch:

Struck out:
Sac flies:
Sac bunts:
At bats:
Stolen bases:
Caught stealing:
Field chances:
Putouts:
Assists:

CAREER STATS (AT UNM)

2021 GAME-BY-GAME

THE 2021 LOBOS



15 SAMANTHA SIMONS

OF • 5-4 • FR.
ORANGE, CALIF. • VILLA PARK HS

SINGLE-GAME HIGHS

Hits:
Doubles:
Triples:
Home runs:
Total bases:
RBI:
Runs scored:
Walks:
Hit by pitch:

Struck out:
Sac flies:
Sac bunts:
At bats:
Stolen bases:
Caught stealing:
Field chances:
Putouts:
Assists:

CAREER STATS (AT UNM)

Year	avg	gp-gs	ab	r	h	2b	3b	hr	rbi	tb	slg%	bb	hbp	so	gdp	ob%	sf	sh	sb-att	po	a	e	fld%
2021	.000	1-0	0	0	0	0	0	0	0	0	.000	0	0	0	0	.000	0	0	0-0	0	0	0	.000
TOTAL	.000	1-0	0	0	0	0	0	0	0	0	.000	0	0	0	0	.000	0	0	0-0	0	0	0	.000

2021 GAME-BY-GAME

Date	Opponent	Pos	AB	R	H	RBI	2B	3B	HR	BB	SB	CS	HBP	SAC	SF	GDP	K	PO	A	E	Avg
Feb 19	vs Seattle U	1b	0	0	0	0	0	0	0	0	0	0	0	0	0	0	0	0	0	0	.000
Totals		Ogs	0	0	0	0	0	0	0	0	0	0	0	0	0	0	0	0	0	0	.000

On base pct. .000 • Slugging pct. .000





16 LESLIE ROMERO

C • 5-4 • JR.

GONZALES, CALIF. • SALINAS HS

SINGLE-GAME HIGHS

Hits: 2, 2x, Last vs. S. Dakota, 3-1-20
 Doubles: 1, 2x, Last vs. N. Colorado, 3-1-20
 Home runs:
 Total bases: 2, 4x, Last vs. S. Dakota, 3-1-20
 RBI: 2, UCSB, 2-15-20
 Runs scored: 1, 4x, Last vs. N. Colorado, 3-1-20
 Walks: 1, N. Colorado, 2-28-20
 Struck out: 2, 2x, Last vs. Texas Southern, 3-6-20
 Sac bunts: 1, S. Dakota, 2-29-20

Sac flies: 1, UCSB, 2-15-20
 At bats: 3, 8x, Last vs. Texas Southern, 3-6-20
 Stolen bases:
 Putouts: 8, N. Colorado, 2-28-20
 Assists: 1, 2x, Last vs. S. Dakota, 2-29-20

CAREER STATS (AT UNM)

Year	avg	gp-gs	ab	r	h	2b	3b	hr	rbi	tb	slg%	bb	hbp	so	gdp	ob%	sf	sh	sb-att	po	a	e	fld%
2019	.000	10-2	12	0	0	0	0	0	0	0	.000	0	0	5	0	.000	0	0	0-0	2	0	0	1.000
2020	.219	15-12	32	4	7	2	0	0	3	9	.281	1	0	4	0	.235	1	1	0-0	35	2	1	.974
TOTAL	.159	25-14	44	4	7	2	0	0	3	9	.205	1	0	9	0	.174	1	1	0-0	37	2	1	.975

2020 GAME-BY-GAME

Date	Opponent	Pos	AB	R	H	RBI	2B	3B	HR	BB	SB	CS	HBP	SAC	SF	GDP	K	PO	A	E	Avg
Feb 07	vs Weber State	ph	1	0	0	0	0	0	0	0	0	0	0	0	0	0	0	0	0	0	.000
Feb 08	vs Stanford	*c	2	0	0	0	0	0	0	0	0	0	0	0	0	0	0	1	0	0	.000
Feb 09	at Grand Canyon	ph	1	0	0	0	0	0	0	0	0	0	0	0	0	0	0	0	0	0	.000
Feb 15	UCSB	*c	1	1	1	2	1	0	0	0	0	0	0	0	1	0	0	2	0	0	.200
Feb 16	UCSB	*c	3	1	2	1	0	0	0	0	0	0	0	0	0	0	0	0	0	0	.375
Feb 20	vs UC Riverside	*c	3	0	0	0	0	0	0	0	0	0	0	0	0	0	1	3	0	0	.273
Feb 22	vs San Diego	*c	3	0	0	0	0	0	0	0	0	0	0	0	0	0	1	6	1	0	.214
Feb 23	vs California	ph	1	1	0	0	0	0	0	0	0	0	0	0	0	0	0	0	0	0	.200
Feb 28	NORTHERN COLORA	*c	3	0	1	0	0	0	0	1	0	0	0	0	0	0	0	8	0	0	.222
Feb 29	SOUTH DAKOTA	*c	3	0	0	0	0	0	0	0	0	0	0	1	0	0	0	4	1	0	.190
Mar 01	NORTHERN COLORA	*c	3	1	1	0	1	0	0	0	0	0	0	0	0	0	0	1	0	0	.208
Mar 01	SOUTH DAKOTA	*dh	3	0	2	0	0	0	0	0	0	0	0	0	0	0	0	0	0	0	.259
Mar 06	vs Texas Southern	*c	3	0	0	0	0	0	0	0	0	0	0	0	0	0	2	7	0	0	.233
Mar 08	at Texas	*c	0	0	0	0	0	0	0	0	0	0	0	0	0	0	0	1	0	1	.233
Mar 08	vs Liberty	*c	2	0	0	0	0	0	0	0	0	0	0	0	0	0	0	2	0	0	.219
Totals		12gs	32	4	7	3	2	0	0	1	0	0	0	1	1	0	4	35	2	1	.219

On base pct. .235 • Slugging pct. .281

THE 2021 LOBOS



20 DIAMOND SANDOVAL

OF • 5-3 • FR.
NORWALK, CALIF. • ST. PAUL HS

SINGLE-GAME HIGHS

Hits:
Doubles:
Triples:
Home runs:
Total bases:
RBI:
Runs scored:
Walks:
Hit by pitch:

Struck out:
Sac flies:
Sac bunts:
At bats: 1, Southern Utah, 2-20-21
Stolen bases:
Caught stealing:
Putouts:
Assists:

CAREER STATS (AT UNM)

Year	avg	gp-gs	ab	r	h	2b	3b	hr	rbi	tb	slg%	bb	hbp	so	gdp	ob%	sf	sh	sb-att	po	a	e	fld%
2021	.000	1-0	1	0	0	0	0	0	0	0	.000	0	0	0	0	.000	0	0	0-0	0	0	0	.000
TOTAL	.000	1-0	1	0	0	0	0	0	0	0	.000	0	0	0	0	.000	0	0	0-0	0	0	0	.000

2021 GAME-BY-GAME

Date	Opponent	Pos	AB	R	H	RBI	2B	3B	HR	BB	SB	CS	HBP	SAC	SF	GDP	K	PO	A	E	Avg
Feb 20	vs Southern Utah	ph	1	0	0	0	0	0	0	0	0	0	0	0	0	0	0	0	0	0	.000
Totals		Ogs	1	0	0	0	0	0	0	0	0	0	0	0	0	0	0	0	0	0	.000

On base pct. .000 • Slugging pct. .000



THE 2021 LOBOS



21 PEYTON ROBINSON

OF • 5-6 • JR.

SAGINAW, TEXAS • SOUTHERN NAZARENE

SINGLE-GAME HIGHS

Hits: 3, 2x, Last vs. Ouachita Baptist, 2-28-20
 Doubles: 1, 6x, Last vs. Seattle, 2-21-21
 Triples: 1, 2x, Last vs. Hawaii-Hilo, 2-14-20
 Home runs:
 Total bases: 3, Seattle, 2-21-21
 RBI: 3, East Central, 2-21-20
 Runs scored: 2, 2x, Last vs. Seattle, 2-21-21
 Walks: 2, Chadron St., 2-9-20
 Hit by pitch:

Struck out: 3, Oklahoma Christian, 2-14-19
 Sac flies: 1, East Central, 2-22-20
 Sac bunts: 1, 14x, Last vs. SUU, 2-20-21
 At bats: 6, Henderson State, 3-6-20
 Stolen bases: 2, 5x, Last vs. Henderson St., 3-6-20
 Caught stealing: 1, 4x, Last at Henderson St., 3-7-20
 Putouts: 6, Southern Utah, 2-21-21
 Assists: 1, 5x, Last vs. Southern Utah, 2-21-21

CAREER STATS (AT UNM)

Year	avg	gp-gs	ab	r	h	2b	3b	hr	rbi	tb	slg%	bb	hbp	so	gdp	ob%	sf	sh	sb-att	po	a	e	fld%
2021	.333	6-6	15	3	5	1	0	0	1	6	.400	0	0	3	0	.333	0	1	0-0	6	1	0	1.000
TOTAL	.333	6-6	15	3	5	1	0	0	1	6	.400	0	0	3	0	.333	0	1	0-0	6	1	0	1.000

2021 GAME-BY-GAME

Date	Opponent	Pos	AB	R	H	RBI	2B	3B	HR	BB	SB	CS	HBP	SAC	SF	GDP	K	PO	A	E	Avg
Feb 19	vs Seattle U	*dh	3	0	1	0	0	0	0	0	0	0	0	0	0	0	0	0	0	0	.333
Feb 19	at Arizona	*dh	3	1	1	0	0	0	0	0	0	0	0	0	0	0	2	0	0	0	.333
Feb 20	vs Southern Utah	*dh	3	0	1	1	0	0	0	0	0	0	0	1	0	0	0	0	0	0	.333
Feb 20	at Arizona	*dh	1	0	0	0	0	0	0	0	0	0	0	0	0	0	1	0	0	0	.300
Feb 21	vs Seattle U	*dh	3	2	2	0	1	0	0	0	0	0	0	0	0	0	0	0	0	0	.385
Feb 21	vs Southern Utah	*of	2	0	0	0	0	0	0	0	0	0	0	0	0	0	0	6	1	0	.333
Totals		6gs	15	3	5	1	1	0	0	0	0	0	0	1	0	0	3	6	1	0	.333

On base pct. .333 • Slugging pct. .400

THE 2021 LOBOS



22 IZABELLA OWEN INF • 5-6 • JR. MANTECA, CALIF. • OREGON STATE

SINGLE-GAME HIGHS

Hits: 4, Ohio State, 3-8-20
 Doubles: 1, 3x, Last vs. Southern Utah, 2-20-21
 Triples: 1, Nebraska, 3-6-20
 Home runs: 1, Oregon, 4-27-19
 Total bases:
 RBI: 3, 2x, Last vs. Ohio State, 3-8-20
 Runs scored: 2, Southern Utah, 2-20-21
 Walks: 2, Arizona State, 3-15-19
 Hit by pitch: 1, Arizona, 2-20-21

Struck out: 1, 7x, Last vs. Seattle, 2-21-21
 Sac flies: 1, Oregon, 4-26-19
 Sac bunts: 1, 5x, Last vs. UCR, 2-22-20
 At bats: 4, 3x, Last vs. Seattle, 2-21-21
 Stolen bases: 1, 2x, Last vs. Fresno State, 2-15-19
 Caught stealing:
 Putouts: 3, Ohio State, 3-6-20
 Assists: 7, Long Beach State, 2-15-19

CAREER STATS (AT UNM)

Year	avg	gp-gs	ab	r	h	2b	3b	hr	rbi	tb	slg%	bb	hbp	so	gdp	ob%	sf	sh	sb-att	po	a	e	fld%
2021	.222	6-6	18	2	4	1	0	0	3	5	.278	0	1	2	0	.263	0	0	0-0	4	9	2	.867
TOTAL	.222	6-6	18	2	4	1	0	0	3	5	.278	0	1	2	0	.263	0	0	0-0	4	9	2	.867

2021 GAME-BY-GAME

Date	Opponent	Pos	AB	R	H	RBI	2B	3B	HR	BB	SB	CS	HBP	SAC	SF	GDP	K	PO	A	E	Avg
Feb 19	vs Seattle U	*3b	3	0	0	0	0	0	0	0	0	0	0	0	0	0	1	1	2	0	.000
Feb 19	at Arizona	*3b	3	0	1	0	0	0	0	0	0	0	0	0	0	0	0	0	2	0	.167
Feb 20	vs Southern Utah	*3b	4	2	2	2	1	0	0	0	0	0	0	0	0	0	0	1	3	0	.300
Feb 20	at Arizona	*3b	1	0	0	0	0	0	0	0	0	0	1	0	0	0	0	0	0	0	.273
Feb 21	vs Seattle U	*3b	4	0	1	1	0	0	0	0	0	0	0	0	0	0	1	2	1	1	.267
Feb 21	vs Southern Utah	*3b	3	0	0	0	0	0	0	0	0	0	0	0	0	0	0	0	1	1	.222
Totals		6gs	18	2	4	3	1	0	0	0	0	0	1	0	0	0	2	4	9	2	.222

On base pct. .263 • Slugging pct. .278





25 BRIANNA SANCHEZ P • 5-6 • 50. WEST COVINA, CALIF. • BISHOP AMAT HS

SINGLE-GAME HIGHS

Innings pitched: 7.0, Stanford, 2-8-20

Walks allowed: 3, 5x, Last at Texas, 3-8-20

Strikeouts: 1, 7x, Last vs. Liberty, 3-7-20

Batters faced: 26, 2x, Last vs. N. Colorado, 3-1-20

Putouts: 2, Stanford, 2-8-20

Assists: 2, 2x, Last vs. La Salle, 2-29-20

Runners CS:

Fewest hits allowed (3.0 IP min.): 4, Stanford, 2-8-20

Fewest BB allowed (3.0 IP min.): 3, Stanford, 2-8-20

CAREER STATS (AT UNM)

Year	era	w-l	app	qs	cq	sho	sv	ip	h	r	er	bb	so	2b	3b	hr	bf	bavq	wp	hbp	bk	sfa	sha
2020	5.79	1-4	16	5	1	1/0	1	32.2	47	26	21	23	7	7	0	2	166	.351	1	3	0	3	3
TOTAL	5.79	1-4	16	5	1	1/0	1	32.2	47	26	21	23	7	7	0	2	166	.351	1	3	0	3	3

2020 GAME-BY-GAME

Date	Opponent	GS	IP	H	R	ER	BB	SO	2B	3B	HR	WP	BK	HBP	IBB	Score	W-L	Sv	ERA	NP
Feb 07	vs Weber State		2.1	3	0	0	0	1	0	0	0	0	0	0	0	1-4	0-0	0	0.00	31
Feb 07	vs Stanford		1.0	3	3	3	1	1	0	0	0	0	0	0	0	6-7	0-1	0	8.10	38
Feb 08	vs Stanford	*	7.0	4	0	0	3	1	1	0	0	0	0	0	0	2-0	1-1	0	2.61	86
Feb 09	at Grand Canyon		2.0	1	2	1	2	1	0	0	1	0	0	0	0	6-7	1-2	0	2.92	36
Feb 15	NORTHERN COLORA	*	2.0	5	2	2	0	0	1	0	0	0	0	0	0	8-3	1-2	0	3.77	19
Feb 16	UCSB		0.2	0	0	0	0	0	0	0	0	0	0	0	0	2-7	1-2	0	3.60	5
Feb 20	vs UC Riverside		2.2	2	0	0	2	1	0	0	0	0	0	0	0	6-3	1-2	1	3.06	39
Feb 22	vs Missouri	*	2.0	4	5	5	3	0	1	0	1	0	0	1	0	0-5	1-3	1	5.03	52
Feb 23	vs California		1.1	0	0	0	0	0	0	0	0	0	0	0	0	3-5	1-3	1	4.71	11
Feb 28	LA SALLE		1.0	1	0	0	0	0	0	0	0	0	0	0	0	11-7	1-3	1	4.50	9
Feb 29	LA SALLE	*	2.1	5	1	0	2	1	0	0	0	1	0	1	0	13-5	1-3	1	4.07	47
Mar 01	NORTHERN COLORA		5.0	7	3	3	3	0	3	0	0	0	0	1	0	4-8	1-3	1	4.30	72
Mar 06	vs Texas Southern		2.0	3	2	1	3	0	0	0	0	0	0	0	0	0-3	1-3	1	4.31	43
Mar 07	vs Liberty		0.2	3	3	2	1	1	1	0	0	0	0	0	0	2-7	1-3	1	4.78	31
Mar 08	at Texas	*	0.1	1	2	1	3	0	0	0	0	0	0	0	0	0-7	1-4	1	5.01	22
Mar 08	vs Liberty		0.1	5	3	3	0	0	0	0	0	0	0	0	0	3-11	1-4	1	5.79	15
Totals		5	32.2	47	26	21	23	7	7	0	2	1	0	3	0	67-89	1-4	1	5.79	-

THE 2021 LOBOS



32 LAUREN WILMERT *C/1B • 5-10 • SR.* ALBUQUERQUE, N.M. • VOLCANO VISTA HS

SINGLE-GAME HIGHS

Hits: 3, San Diego State, 3-17-19
Doubles: 1, 16x, Last vs. Liberty, 3-7-20
Triples: 1, North Dakota, 3-26-19
Home runs: 1, 10x, Last vs. N. Colorado, 3-1-20
Total bases: 6, 4x, Last at Utah State, 4-6-19
RBI: 5, 2x, Last vs. WCU, 3-8-19
Runs scored: 3, UTEP, 2-8-19
Walks: 3, UTEP, 2-8-19
Hit by pitch: 1, 3x, Last vs. Stanford, 2-7-20

Struck out: 3, 2x, Last at Arizona, 2-19-21
Sac flies: 1, 6x, Last vs. S. Dakota, 2-29-20
Sac bunts: 1, 3x, Last vs. Utah State, 4-22-18
At bats: 4, 18x, Last vs. Seattle, 2-21-21
Stolen bases: 1, vs Western Michigan, 2-11-17
Putouts: 12, S. Dakota, 2-29-20
Assists: 2, 7x, Last at Fresno St., 4-26-19
Runners CS: 2, Fresno State, 4-26-19

CAREER STATS (AT UNM)

Year	avg	gp-gs	ab	r	h	2b	3b	hr	rbi	tb	slg%	bb	hbp	so	gdp	ob%	sf	sh	sb-att	po	a	e	fld%
2017	.242	34-23	62	5	15	3	0	1	6	21	.339	6	0	15	1	.304	1	2	1-1	67	6	3	.961
2018	.180	32-20	61	5	11	1	0	1	11	15	.246	7	1	23	0	.275	0	1	0-0	87	11	4	.961
2019	.261	47-47	134	23	35	9	1	7	35	67	.500	12	1	40	2	.320	3	0	0-0	235	16	10	.962
2020	.256	18-16	43	6	11	3	0	1	6	17	.395	7	1	10	0	.358	2	0	0-0	60	3	1	.984
2021	.200	5-5	15	2	3	0	0	0	1	3	.200	1	0	5	0	.250	0	0	0-0	27	3	1	.968
TOTAL	.238	136-111	315	41	75	16	1	10	59	123	.390	33	3	93	3	.311	6	3	1-1	476	39	19	.964

2020 GAME-BY-GAME

Date	Opponent	Pos	AB	R	H	RBI	2B	3B	HR	BB	SB	CS	HBP	SAC	SF	GDP	K	PO	A	E	Avg
Feb 19	vs Seattle U	*1b	3	0	1	0	0	0	0	0	0	0	0	0	0	0	0	3	0	1	.333
Feb 19	at Arizona	*1b	3	0	0	0	0	0	0	0	0	0	0	0	0	0	3	5	0	0	.167
Feb 20	vs Southern Utah	*c	2	2	1	1	0	0	0	1	0	0	0	0	0	0	0	6	0	0	.250
Feb 21	vs Seattle U	*1b	4	0	1	0	0	0	0	0	0	0	0	0	0	0	1	5	1	0	.250
Feb 21	vs Southern Utah	*c	3	0	0	0	0	0	0	0	0	0	0	0	0	0	1	8	2	0	.200
Totals		5gs	15	2	3	1	0	0	0	1	0	0	0	0	0	0	5	27	3	1	.200

On base pct. .250 • Slugging pct. .200





34 EMMA GUINDON

P • 5-9 • JR.

TOMBALL, TEXAS • MONTEREY PENINSULA COLLEGE

SINGLE-GAME HIGHS

Innings pitched: 8.0, Prairie View, 4-16-19
 Walks allowed: 6, 2x, Last at Northwestern St., 2-23-19
 Strikeouts: 10, Jackson State, 2-9-19
 Batters faced:
 Putouts: 2, 2x, Last at Prairie View, 4-16-19
 Assists: 3, 2x, Last at Prairie View, 4-16-19
 Runners CS:
 Fewest hits allowed (3.0 IP min.): 0, Incarnate

Word, 4-18-19
 Fewest BB allowed (3.0 IP min.): 0, Incarnate
 Word, 4-18-19

CAREER STATS (AT UNM)

Year	era	w-l	app	gs	cq	sho	sv	ip	h	r	er	bb	so	2b	3b	hr	bf	bavg	wp	hbp	bk	sfa	sha
2021	5.81	1-2	3	3	1	0/0	0	15.2	22	16	13	12	9	1	0	3	82	.349	0	3	0	2	2
TOTAL	5.81	1-2	3	3	1	0/0	0	15.2	22	16	13	12	9	1	0	3	82	.349	0	3	0	2	2

2021 GAME-BY-GAME

Date	Opponent	GS	IP	H	R	ER	BB	SO	2B	3B	HR	WP	BK	HBP	IBB	Score	W-L	Sv	ERA	NP
Feb 19	at Arizona	*	6.0	7	5	5	5	3	0	0	1	0	0	0	0	2-5	0-1	0	5.83	123
Feb 20	vs Southern Utah	*	5.0	6	3	3	3	4	0	0	2	0	0	1	0	11-3	1-1	0	5.09	96
Feb 21	vs Seattle U	*	4.2	9	8	5	4	2	1	0	0	0	0	2	0	5-9	1-2	0	5.81	101
Totals		3	15.2	22	16	13	12	9	1	0	3	0	0	3	0	18-17	1-2	0	5.81	-



41 TALIA HANNAPPEL

P • 5-9 • FR.

HUNTINGTON BEACH, CALIF. • EDISON HS

SINGLE-GAME HIGHS

Innings pitched:

Walks allowed:

Strikeouts:

Batters faced:

Putouts:

Assists:

Runners CS:

Fewest hits allowed (3.0 IP min.):

Fewest BB allowed (3.0 IP min.):

CAREER STATS (AT UNM)

2021 GAME-BY-GAME





66 ASHLYN ROBERTS

P • 5-8 • FR.

SAMMAMISH, WASH. • EASTLAKE HS

SINGLE-GAME HIGHS

Innings pitched: 2.1, Southern Utah, 2-21-21

Walks allowed: 2, 2x, Last at Arizona, 2-20-21

Strikeouts: 4, Southern Utah, 2-21-21

Batters faced:

Putouts:

Assists:

Runners CS:

Fewest hits allowed (3.0 IP min.):

Fewest BB allowed (3.0 IP min.):

CAREER STATS (AT UNM)

Year	era	w-l	app	gs	cq	sho	sv	ip	h	r	er	bb	so	2b	3b	hr	bf	bavg	wp	hbp	bk	sfa	sha
2021	8.00	0-1	4	1	0	0/0	0	7.0	11	8	8	5	7	1	0	0	37	.355	1	0	0	1	0
TOTAL	8.00	0-1	4	1	0	0/0	0	7.0	11	8	8	5	7	1	0	0	37	.355	1	0	0	1	0

2021 GAME-BY-GAME

Date	Opponent	GS	IP	H	R	ER	BB	SO	2B	3B	HR	WP	BK	HBP	IBB	Score	W-L	Sv	ERA	NP
Feb 19	vs Seattle U	*	2.0	2	2	2	2	1	0	0	0	0	0	0	0	0-8	0-1	0	7.00	25
Feb 20	at Arizona		2.1	7	5	5	2	2	1	0	0	0	0	0	0	0-12	0-1	0	11.31	44
Feb 21	vs Seattle U		0.1	0	0	0	1	0	0	0	0	0	0	0	0	5-9	0-1	0	10.50	10
Feb 21	vs Southern Utah		2.1	2	1	1	0	4	0	0	0	1	0	0	0	1-4	0-1	0	8.00	41
Totals		1	7.0	11	8	8	5	7	1	0	0	1	0	0	0	6-33	0-1	0	8.00	-

THE 2021 LOBOS



77 REYAN TUCK

IF • 6-0 • JR.
HILLSBORO, ORE. • TOWSON

SINGLE-GAME HIGHS

Hits: 2, Northern Colorado, 2-14-20
Doubles: 1, 2x, Last vs. SUU, 2-20-21
Triples:
Home runs:
Total bases: 2, 3x, Last vs. SUU, 2-21-21
RBI: 2, 2x, Last vs. SUU, 2-20-21
Runs scored: 1, Grand Canyon, 2-8-20
Walks: 1, Northern Colorado, 2-15-20
Hit by pitch: 1, Southern Utah, 2-20-21

Struck out: 2, Texas Southern, 3-6-20
Sac flies: 1, 2x, Last vs. La Salle, 2-28-20
Sac bunts:
At bats: 4, Grand Canyon, 2-8-20
Stolen bases: 1, Northern Colorado, 2-15-20
Caught stealing:
Putouts: 11, N. Colorado, 3-1-20
Assists: 1, Northern Colorado, 2-15-20

CAREER STATS (AT UNM)

Year	avg	gp-gs	ab	r	h	2b	3b	hr	rbi	tb	slg%	bb	hbp	so	gdp	ob%	sf	sh	sb-att	po	a	e	fld%
2020	.211	16-14	38	1	8	1	0	0	4	9	.237	1	0	5	0	.214	3	0	1-1	69	1	0	1.000
2021	.125	3-3	8	0	1	1	0	0	2	2	.250	0	1	2	0	.222	0	0	0-0	10	0	1	.909
TOTAL	.196	19-17	46	1	9	2	0	0	6	11	.239	1	1	7	0	.216	3	0	1-1	79	1	1	.988

2021 GAME-BY-GAME

Date	Opponent	Pos	AB	R	H	RBI	2B	3B	HR	BB	SB	CS	HBP	SAC	SF	GDP	K	PO	A	E	Avg
Feb 20	vs Southern Utah	*1b	3	0	1	2	1	0	0	0	0	0	1	0	0	0	1	6	0	0	.333
Feb 20	at Arizona	*1b	2	0	0	0	0	0	0	0	0	0	0	0	0	0	0	3	0	0	.200
Feb 21	vs Southern Utah	*1b	3	0	0	0	0	0	0	0	0	0	0	0	0	0	1	1	0	1	.125
Totals		3gs	8	0	1	2	1	0	0	0	0	0	1	0	0	0	2	10	0	1	.125

On base pct. .222 • Slugging pct. .250





99 KIANA SPENCER

P • 5-6 • SR.
GALLUP, N.M. • YAVAPAI COLLEGE

SINGLE-GAME HIGHS

Innings pitched: 7.0, 6x, Last vs. GCU, 2-8-20
Walks allowed: 7, 2x, Last at Arizona, 2-20-21
Strikeouts: 7, North Dakota, 3-26-19
Batters faced: 36, Nevada, 3-29-19
Assists: 4, San Diego, 2-22-20
Putouts: 2, at Texas, 3-8-20
Runners CS: 1, 5x, Last vs. UNC, 2-14-20
Fewest hits allowed (Min. 3.0 IP): 3, 2x, Last vs. S. Dakota, 2-29-20

Fewest walks allowed (Min. 3.0 IP): 0, 3x, Last vs. S. Dakota, 2-29-20

CAREER STATS (AT UNM)

Year	era	w-l	app	gs	cq	sho	sv	ip	h	r	er	bb	so	2b	3b	hr	bf	bavg	wp	hbp	bk	sfa	sha
2019	6.37	6-18	33	23	11	2/0	1	122.0	167	128	111	74	66	36	5	28	626	.320	8	16	0	4	10
2020	4.45	7-3	15	10	3	0/0	0	61.1	76	48	39	27	15	17	2	7	293	.306	1	5	0	5	8
2021	7.54	0-2	5	2	0	0/0	0	13.0	16	17	14	17	7	3	1	0	78	.291	1	4	0	2	0
TOTAL	5.85	13-23	53	35	14	2/0	1	196.1	259	193	164	118	88	56	8	35	997	.314	10	25	0	11	18

2021 GAME-BY-GAME

Date	Opponent	GS	IP	H	R	ER	BB	SO	2B	3B	HR	WP	BK	HBP	IBB	Score	W-L	Sv	ERA	NP
Feb 19	vs Seattle U		3.2	6	6	5	4	2	1	0	0	0	0	1	0	0-8	0-0	0	9.55	65
Feb 20	vs Southern Utah		1.0	0	0	0	0	0	0	0	0	0	0	0	0	11-3	0-0	0	7.50	15
Feb 20	at Arizona	*	1.2	4	7	6	7	1	1	0	0	1	0	0	0	0-12	0-1	0	12.16	73
Feb 21	vs Seattle U		2.0	1	1	1	2	0	0	0	0	0	0	0	0	5-9	0-1	0	10.08	27
Feb 21	vs Southern Utah	*	4.2	5	3	2	4	4	1	1	0	0	0	3	0	1-4	0-2	0	7.54	101
Totals		2	13.0	16	17	14	17	7	3	1	0	1	0	4	0	17-36	0-2	0	7.54	-