



# COLORADO STATE

## BASKETBALL



Twitter: @CSUMBasketball  
Facebook: csumbasketball

Contact: John A. Martin  
(540) 476-1259 / John.A.Martin@colostate.edu

### 2020-21 SCHEDULE - 14-4, 11-3 Mountain West (7-1 Home, 5-3 Road, 2-0 Neutral)

Nov. 25 Wed.		vs. Cal %	Canc.
Nov. 26 Thu.		at Oregon State Pac-12 Network	Canc.
Dec. 3 Thu.		at San Diego State* TBA	PPD
Dec. 5 Sat.		at San Diego State* TBA	PPD
Dec. 8 Tue.		at Colorado Pac-12 Network	PPD
Dec. 12 Sat.		CSU Pueblo MW Network	W 89-77
Dec. 14 Mon.		Northern Arizona MW Network	W 91-52
Dec. 19 Sat.		at Saint Mary's (Calif.) WCC Network	L 33-53
Dec. 22 Tue.		at Santa Clara WCC Network	W 70-57
Dec. 28 Mon.		Fresno State* MW Network	W 75-53
Dec. 30 Wed.		Fresno State* MW Network	W 81-59
Jan. 2 Sat.		at San Diego State* (RV/23) CBS	W 70-67
Jan. 4 Mon.		at San Diego State* (RV/RV) FS1	L 65-78
Jan. 7 Thu.		UNLV* CBS Sports Network	W 74-71
Jan. 9 Sat.		UNLV* FS1	W 83-80
Jan. 14 Thu.		vs. San Jose State* % MW Network	W 90-57
Jan. 16 Sat.		vs. San Jose State* % MW Network	W 88-61
Jan. 19 Tue.		at Utah State* (RV/NR) CBS Sports Network	L 64-83
Jan. 21 Thu.		at Utah State* (RV/NR) FS1	W 84-76
Jan. 27 Wed.		Boise State* (RV/RV) CBS Sports Network	W 78-56
Jan. 29 Fri.		Boise State* (RV/RV) FS1	L 77-85
Feb. 4 Thu.		at Wyoming* MW Network	W 74-72
Feb. 6 Sat.		at Wyoming* CBS Sports Network	W 67-59
Feb. 9 Tue.		New Mexico* FS1	9 p.m.
Feb. 11 Thu.		New Mexico* CBS Sports Network	6 p.m.
Feb. 16 Tue.		Northern Colorado MW Network	7 p.m.
Feb. 20 Sat.		at Nevada* FS1	7:30 p.m.
Feb. 22 Mon.		at Nevada* CBS Sports Network	TBA
Feb. 27 Sat.		Air Force* MW Network	2 p.m.
Mar. 1 Mon.		Air Force* CBS Sports Network	TBA
Mar. 10-13 Wed.-Sat.		MW Championship \$ TBA	TBA

**Bold** denotes Home games      \* Mountain West Conference game  
All game times are listed in Mountain Time      % Phoenix, Ariz.  
\$ MW Championship - Thomas & Mack Center - Las Vegas, Nev.

### Games #19 & 20 - Colorado State (14-4, 11-3) vs. New Mexico (5-11, 1-11) Feb. 9 & 11, 2021 • 9/6 p.m. MT • Moby Arena • Fort Collins, Colo.



## Colorado State RAMS

### Team Information

2020-21 Record ..... 14-4, 11-3 MW  
Last Game ..... Feb. 6 at Wyoming - W, 67-59  
Rankings (AP | Coaches) ..... - | -  
Head Coach ..... Niko Medved (Minnesota, 1997)  
Record at Colorado State ..... 46-36 (Third Season)  
Overall Record ..... 125-123 (Eighth Season)

### Statistical Leaders

Minutes/Game ..... Isaiah Stevens (34.9)  
Points/Game ..... David Roddy (15.9)  
Rebounds/Game ..... David Roddy (9.3)  
Three-Pointers ..... Kendle Moore (35)  
Assists ..... Isaiah Stevens (107)  
Blocks ..... David Roddy, Adam Thistlewood (14)  
Steals ..... Kendle Moore (26)  
Field-Goal % ..... James Moors (54.5)  
Three-Point % ..... Isaiah Stevens (42.4)  
Free-Throw % ..... Isaiah Stevens (88.9)



## New Mexico LOBOS

### Team Information

2020-21 Record ..... 5-11, 1-11 MW  
Last Game ..... Jan. 30 at Fresno State - L, 55-65  
Rankings (AP | Coaches) ..... - | -  
Head Coach ..... Paul Weir (York, 2004)  
Record at New Mexico ..... 57-57 (Fourth Season)  
Overall Record ..... 85-63 (Fifth Season)

### Statistical Leaders

Minutes/Game ..... Makuach Maluach (29.8)  
Points/Game ..... Makuach Maluach (14.0)  
Rebounds/Game ..... Makuach Maluach (5.8)  
Three-Pointers ..... Makuach Maluach (17)  
Assists ..... Saquan Singleton (49)  
Blocks ..... Valdir Manuel (21)  
Steals ..... Makuach Maluach (18)  
Field-Goal % ..... Bayron Matos (48.1)  
Three-Point % ..... Keith McGee (37.9)  
Free-Throw % ..... Jeremiah Francis (71.4)

### TALE OF THE TAPE

Category	Colorado State	New Mexico
Points Per Game	75.2	63.6
Points Allowed Per Game	66.4	69.8
Field-Goal Percentage	48.1	39.9
Opponent Field-Goal Percentage	41.3	43.3
Three-Point Field-Goal Percentage	38.2	25.4
Opponent Three-Point Field-Goal Percentage	29.8	34.1
Free-Throw Percentage	77.7	60.7
Rebounds Per Game	34.4	39.6
Rebounding Margin	+1.1	+4.4
Assists Per Game	14.8	11.5
Turnovers Per Game	14.2	14.6
Opponent Turnovers Per Game	13.8	13.2
Steals Per Game	5.9	5.7
Blocks Per Game	2.4	3.9

### BROADCAST INFORMATION

**Video: FS1 (Tue.) / CBS Sports Network (Thu.)**  
Play-by-Play: FS1 - Lane Grindle  
CBSN - Rich Waltz  
Color Analyst: FS1 - Tim Miles  
CBSN - Dan Dickau  
Comcast: FS1: 724 / CBSN: 846  
DirecTV: FS1: 219 / CBSN: 221  
**Colorado State Sports Network**  
Play-by-Play: Brian Roth  
Color Analyst: Adam Nigon  
Flagship: Power 102.9 FM (Fort Collins)  
Affiliates: 13 Across the state, including  
KDCO 104.7 FM (Denver)  
Complete list at: [https://csurams.com/documents/2018/8/8/2018\\_19\\_Basketball\\_Radio\\_Network.pdf](https://csurams.com/documents/2018/8/8/2018_19_Basketball_Radio_Network.pdf)  
**Live Stats: SIDEARM Sports**  
CSURams.com

### About This Series

#### Opening Tip

- The Rams return to home for a pair of key Mountain West games on national television, hosting New Mexico Feb. 9 and 11.
- Tuesday's game will tip at 9 p.m. on FS1 with Lane Grindle and former CSU head coach Tim Miles on the call. Thursday night will be a 6 p.m. MT tip on CBS Sports Network, with Rich Waltz and former Gonzaga standout and NBA player Dan Dickau handling the broadcast.
- The audio will be on the Colorado State Sports Radio Network (along with online at CSURams.com), with Brian Roth and Adam Nigon on the call. CSU Sports Network broadcasts can be also accessed on mobile devices through the TuneIn app (free on all Apple, Android, Windows, Blackberry and Amazon Kindle devices) – once downloaded, search "Colorado St. Rams Sports Network" in the app for the games and coaches' show broadcasts.
- The game will also have live stats on CSURams.com.

#### 2020-21 Rams Quick Hits

- Colorado State is under the direction of third-year head coach Niko Medved, who took over the helm of the Rams' program in 2018-19. In his eighth season as a head coach, Medved has a 125-123 record overall but improved on the previous season's record in each of his seven years as a head coach, including both years now at CSU.
- The 2020-21 season marks the 117th in the history of the Colorado State men's basketball program. The Rams are 1,296-1,288 (.502) in 2,584 games all-time.
- CSU concluded the 2019-20 season in the Mountain West Tournament first round and finished the year with an 20-12 overall record, including 11-7 in MW play, an eight-game improvement over 2018-19.
- The Rams earned their eighth invitation for postseason play in the last 11 years, though postseason events were eventually cancelled due to the COVID-19 virus worldwide pandemic.
- CSU returns four starters and seven letterwinners to this year's squad along with five newcomers to Division I action.
- For broadcasting quick hits, current averages and career highs on individual players, go to the back page of the notes for a Radio/TV chart that includes that information.**

**NUMERICAL ROSTER**

NO	NAME	POS	HT	WT	YR	EXP	HOMETOWN (HIGH SCHOOL/LAST SCHOOL)
0	Trace Young	G	6-3	176	Fr.	HS	Austin, Texas (Dripping Springs HS)
1	John Tonje	G	6-5	222	So.	1L	Omaha, Neb. (Omaha Central HS)
3	Kendle Moore	G	5-10	151	Jr.	2L	Danville, Ill. (Danville HS)
4	Isaiah Stevens	G	6-0	180	So.	1L	Allen, Texas (Allen HS)
5	PJ Byrd	G	6-1	175	Jr.	1L	Houston, Texas (Bush HS/VCU)
10	James Moors	F/C	6-10	239	R-Fr.	RS	Auckland, New Zealand (Westlake Boys HS)
11	Dischon Thomas	F	6-9	232	So.	1L	Durham, N.C. (Hillcrest Academy (Ariz.))
21	David Roddy	F	6-5	250	So.	1L	St. Paul, Minn. (Breck School)
22	Nick Bassett	G	6-5	193	So.	TR	Colo. Springs, Colo. (Cheyenne Mountain HS/Neb. Wesleyan)
23	Isaiah Rivera	G	6-5	209	Fr.	HS	Geneseo, Ill. (Geneseo HS)
31	Adam Thistlewood	F	6-6	212	Jr.	2L	Golden, Colo. (Golden HS)
35	Jacob Jennissen	C	6-11	232	Fr.	HS	Sauk Centre, Minn. (Sauk Centre HS)

**ALPHABETICAL ROSTER**

NO	NAME	POS	HT	WT	YR	EXP	HOMETOWN (HIGH SCHOOL/LAST SCHOOL)
22	Nick Bassett	G	6-5	193	So.	TR	Colo. Springs, Colo. (Cheyenne Mountain HS/Neb. Wesleyan)
5	PJ Byrd	G	6-1	175	Jr.	1L	Houston, Texas (Bush HS/VCU)
35	Jacob Jennissen	C	6-11	232	Fr.	HS	Sauk Centre, Minn. (Sauk Centre HS)
3	Kendle Moore	G	5-10	151	Jr.	2L	Danville, Ill. (Danville HS)
10	James Moors	F/C	6-10	239	R-Fr.	RS	Auckland, New Zealand (Westlake Boys HS)
23	Isaiah Rivera	G	6-5	209	Fr.	HS	Geneseo, Ill. (Geneseo HS)
21	David Roddy	F	6-5	250	So.	1L	St. Paul, Minn. (Breck School)
4	Isaiah Stevens	G	6-0	180	So.	1L	Allen, Texas (Allen HS)
31	Adam Thistlewood	F	6-6	212	Jr.	2L	Golden, Colo. (Golden HS)
11	Dischon Thomas	F	6-9	232	So.	1L	Durham, N.C. (Hillcrest Academy (Ariz.))
1	John Tonje	G	6-5	222	So.	1L	Omaha, Neb. (Omaha Central HS)
0	Trace Young	G	6-3	176	Fr.	HS	Austin, Texas (Dripping Springs HS)

**Head Coach:** Niko Medved (Third Year at CSU)**Assistant Coach:** Dave Thorson (Third Year at CSU)**Assistant Coach:** Ali Farokhmanesh (Third Year at CSU)**Assistant Coach:** JR Blount (Third Year at CSU)**Director of Basketball Operations:** Aaron Katsuma (Third Year at CSU)**Director of Player Development:** Joe De Ciman (Second Year at CSU)**Director of Basketball Administration:** Emma Montie (Third Year at CSU)**PRONUNCIATION GUIDE**

Dischon Thomas.....dih-SHAWN

Ali Farokhmanesh .....

John Tonje.....TAWN-jay

..... fuh-ROAK-muh-nesh

**ROSTER BREAKDOWN****By Class**

Junior (3): .....P.J. Byrd  
 ..... Kendle Moore  
 ..... Adam Thistlewood

Sophomores (5) ..... Nick Bassett  
 ..... David Roddy  
 ..... Isaiah Stevens  
 ..... Dischon Thomas  
 ..... John Tonje

Freshmen (4) ..... Jacob Jennissen  
 ..... James Moors  
 ..... Isaiah Rivera  
 ..... Trace Young

**Position**

Guard (7): ..... Nick Bassett  
 ..... P.J. Byrd  
 ..... Kendle Moore  
 ..... Isaiah Rivera  
 ..... Isaiah Stevens  
 ..... John Tonje  
 ..... Trace Young

Forward (4): ..... James Moors  
 ..... David Roddy  
 ..... Adam Thistlewood  
 ..... Dischon Thomas

Center (1): ..... Jacob Jennissen

**By State/Country**

Arizona ..... Dischon Thomas  
 Colorado ..... Nick Bassett  
 ..... Adam Thistlewood  
 Illinois ..... Kendle Moore  
 ..... Isaiah Rivera  
 Minnesota ..... Jacob Jennissen  
 ..... David Roddy  
 Nebraska ..... John Tonje  
 Texas ..... P.J. Byrd  
 ..... Isaiah Stevens  
 ..... Trace Young  
 New Zealand ..... James Moors



## The Leaders

- Colorado State Head Coach **Niko Medved** (Minnesota, '97) is in his third season at CSU as head coach with a 46-36 mark and has an 125-123 overall record in his eighth season as a head coach.
- New Mexico Head Coach **Paul Weir** (York, '04) is in his fourth season with the Lobos with a 57-57 record and fifth as a head coach overall with a 85-63 mark.

## A Familiar Face In Fort Collins

- While he may be in just his second season in charge of the program, head coach Niko Medved was already a familiar face around Fort Collins and to Ram fans. Medved previously was on the coaching staff from 2007-13 under two different coaches. He was a key part of recruiting players that helped the Rams to four consecutive post-season appearances, the last two in the NCAA Tournament that included a win over Missouri in 2013.

## A Quick Look at New Mexico

- Returning one starter and six letterwinners from last season's 19-14 squad that was 7-11 in the Mountain West, the Lobos were picked to finish seventh in the league's pre-season poll.
- Redshirt-senior guard/forward Makuach Maluach is the lone returning starter and is the undoubted leader for the Lobos, pacing the squad in minutes, points, rebounds, three-pointers and steals.

## History Versus New Mexico

- New Mexico has had the better of the series, holding a 78-48 lead, including 71-47 in conference matchups. However the story is different in Fort Collins, as CSU had a 35-26 advantage, including four of the last six.
- Last year, the Rams dominated from the three-point arc for a resounding 105-72 victory, only the second time in their history they have scored 100 points or more against a Mountain West opponent (box score on page 19).
- CSU leader Niko Medved has an 2-1 record against New Mexico as a head coach.

### NEW MEXICO - 48-78

Conference: 47-71

Home: 35-26 / Away: 12-50 / Neutral: 1-2

(complete list on page 20 with returner stats)

### Medved vs. New Mexico -- 2-1 (2-1 at CSU)

Home: 2-0 / Away: 0-1

Date	School	Loc.	W/L	Score
* 1/12/2019	Colo. St.	H	W	91-76
* 3/2/2019	Colo. St.	A	L	65-77
* 1/15/2020	Colo. St.	H	W	105-72

## Mountain West Record

- Colorado State - a charter member of the Mountain West - is now 150-189 (.442) in regular-season action against MW foes since the formation of the league in 1999-2000.

### CSU vs. Mountain West Conference

School	Overall	Home	Away	Neut.
Air Force	82-33	44-11	34-18	4-4
Boise State	12-15	9-5	2-9	1-1
Fresno State	22-18	17-3	3-13	2-2
Nevada	10-15	6-4	4-10	0-1
New Mexico	48-78	35-26	12-50	1-2
San Diego State	42-46	26-14	14-28	2-4
San Jose State	22-0	9-0	9-0	4-0
UNLV	19-41	14-16	5-24	0-1
Utah State	40-59	28-20	12-37	0-2
Wyoming	98-137	54-56	42-76	3-5
<b>Totals</b>	<b>394-442</b>	<b>241-155</b>	<b>136-265</b>	<b>17-22</b>

## Improvement Always

- Head coach Niko Medved has had extensive success wherever he has coached, both as a head and an assistant.
- As an assistant coach, he helped turn around the CSU program to improving its win totals from his first year in each successive year, ending in four straight postseason appearances.

- He continued that trend at Furman and Drake, improving both programs' win totals from the previous year in each of his five seasons as a head coach, finishing his last three years in postseason play.
- In his first year at CSU in 2018-19, he continued that trend, surpassing the previous season's win totals at CSU, both overall and in Mountain West play.
- This past season, the Rams had nine non-conference wins, surpassing last year's total of five. The squad has also won 20 games overall, surpassing last year's total of 12.
- The five-game win streak during the 2020-21 season was the longest for CSU since the Rams won seven straight during 2016-17.
- This year, Medved had the Rams off to their best conference start in the modern era (WAC and Mountain West) with the 11-3 mark.**

### The Improvement Under Medved

Year	School	Overall	Conf	Post
2012-13	Furman**	6-24	3-15	
2013-14	Furman	9-21	3-13	
2014-15	Furman	11-22	5-13	
2015-16	Furman	19-16	11-7	\$
2016-17	Furman	23-11	14-4	\$

2016-17	Drake**	7-24	5-13	
2017-18	Drake	17-17	10-8	\$
2017-18	Colorado State**	11-21	4-14	
2018-19	Colorado State	12-20	7-11	
2019-20	Colorado State	20-12	11-7	\$*

\*\* Seasons prior to Medved taking over program

\$ Postseason action for the program (2020 postseason canceled due to CoVID-19)

### Medved vs. 2020-21 Opponents

School	Overall	Home	Away	Neut.
Air Force	4-0	2-0	2-0	-
Boise State	2-4	1-2	1-1	0-1
CSU Pueblo	1-0	1-0	-	-
Fresno State	5-1	4-0	1-1	-
Nevada	1-3	1-1	0-2	-
New Mexico	2-1	2-0	0-1	-
Northern Arizona	1-0	1-0	-	-
Saint Mary's (CA)	0-1	-	0-1	-
Santa Clara	1-0	-	1-0	-
San Diego State	1-4	0-2	1-2	-
San Jose State	5-0	1-0	2-0	2-0
UNLV	3-3	3-1	0-2	-
Utah State	1-5	0-2	1-3	-
Wyoming	5-3	2-0	3-2	0-1
<b>TOTALS</b>	<b>32-25</b>	<b>18-8</b>	<b>12-15</b>	<b>2-2</b>

### CSU vs. 2020-21 Opponents

School	Overall	Home	Away	Neut.
Air Force	82-33	44-11	34-18	4-4
Boise State	12-15	9-5	2-9	1-1
CSU Pueblo	7-0	7-0	-	-
Fresno State	22-18	17-3	3-13	2-2
Nevada	10-15	6-4	4-10	0-1
New Mexico	48-78	35-26	12-50	1-2
Northern Arizona	3-2	3-0	0-1	0-1
Saint Mary's (CA)	2-2	-	1-1	1-1
Santa Clara	1-1	-	1-0	0-1
San Diego State	42-46	26-14	14-28	2-4
San Jose State	22-0	9-0	9-0	4-0
UNLV	19-41	14-16	5-24	0-1
Utah State	40-59	28-20	12-37	0-2
Wyoming	98-136	53-56	42-76	3-4
<b>TOTALS</b>	<b>408-446</b>	<b>251-155</b>	<b>139-267</b>	<b>18-24</b>

## Season Quick Hits

- CSU's win over Boise State was the then- third Quad 1 win for the Rams this season (the other two at Utah State and at San Diego State). However, BSU has dropped down to Quad 2.
- Colorado State has played all four teams picked above it in the preseason poll, finishing with a 5-3 record against those teams.
- The win at Utah State on Jan. 21 was the third win this year for CSU after trailing by at least 10 points, two of them on the road (at San Diego State (26), UNLV (13), at Utah State (10)).

## GENERAL INFORMATION

Location .....	Fort Collins, Colo.
Founded .....	1870
Enrollment .....	33,769
Nickname .....	Rams
Colors .....	Green and Gold
Elevation .....	5,004 feet
Arena (Capacity) .....	Moby Arena (8,083)
Conference .....	Mountain West
President .....	Joyce McConnell (Evergreen, '79)
Director of Athletics .....	Joe Parker (Michigan, '87)
Faculty Representative .....	Dr. Kyle Saunders
Athletic Department Phone .....	(970) 491-3350
Ticket Office Phone: .....	(970) 491-7267
Men's Basketball Office .....	(970) 491-6232
Moby Arena Press Row Phone .....	(970) 491-3981
Athletics Website .....	www.CSURams.com

## STAFF INFORMATION

Head Coach .....	Niko Medved
Alma Mater .....	Minnesota, 1997
Record at CSU .....	46-36 (Third Season)
Career Record .....	125-123 (Eighth Season)
Assistant Coaches .....	Dave Thorson (Third Year at CSU)
Alma Mater .....	Hamline, 1989
.....	JR Blount (Third Year at CSU)
Alma Mater .....	Loyola Chicago, 2009
.....	Ali Farokhmanesh (Third Year at CSU)
Alma Mater .....	Northern Iowa, 2010
Dir. of BB Operations .....	Aaron Katsuma (Third Year at CSU)
Dir. of BB Administration .....	Emma Montie (Third Year at CSU)
Dir. of Player Development .....	Joe De Ciman (Third Year at CSU)
Graduate Assistant .....	C.J. Rivers (Second Year at CSU)
Athletic Trainer .....	DeVante Frazier (Second Year at CSU)
Strength & Conditioning .....	Jason Phillips (12th Year at CSU)
Academic Coordinator .....	TBA
Equipment Manager .....	Katie Wimp (First Year at CSU)

## TEAM INFORMATION

2019-20 Overall Record: .....	20-12
.....	(12-4 Home / 5-6 Away / 3-2 Neutral)
2019-20 MW Record: .....	11-7 (7-2 Home / 4-5 Away)
2019-20 Conference Finish .....	t-5th (11)
2019-20 Conference Tournament Finish .....	First Round
2019-20 Postseason Play .....	CBI Invite (Pandemic cancelled)
Letterwinners Returning/Lost: .....	7/3
Starters Returning/Lost: .....	4/1
Newcomers: .....	5

## CSU HISTORY

First Year of Basketball .....	1901-02
Overall Record .....	1,296-1,288 (.502)
Conference Championships .....	5
.....	1954 (Skyline), 1961 (Skyline), 1989 (WAC),
.....	1990 (WAC), 2003 (MW Tournament)
NCAA Tournament Appearances (Record) .....	10 (4-11)
Last Appearance .....	2013
Result .....	Lost to Louisville in third round
NIT Appearances (Record) .....	9 (7-9)
Last Appearance .....	2017
Result .....	Lost to CSU Bakersfield in second round
CBI Appearances (Record) .....	1 (0-1)
Last Appearance .....	2010
Result .....	Lost at Morehead State in first round

## ATHLETICS COMMUNICATIONS

Assistant Director/MBB Contact .....	John A. Martin (Sixth Year at CSU)
Cell .....	(540) 476-1259
E-Mail .....	John.A.Martin@colostate.edu
FAX .....	(970) 491-1348
Mailing Address .....	224 McGraw Athletic Center
.....	Fort Collins, CO 80523





## 2020-21 MW Preseason Poll/Awards



## MW Preseason Poll

Rank	Team	Points (1st Place Votes)
1.	San Diego State (14)	211
2.	Boise State (4)	188
3.	Utah State (2)	177
4.	UNLV	160
5.	Colorado State	141
6.	Nevada	114
7.	New Mexico	106
8.	Fresno State	93
9.	Wyoming	59
10.	Air Force	39
11.	San José State	32

## MW Preseason Awards

F	Matt Mitchell	Sr.	San Diego State
C	Neemias Queta	Jr.	Utah State
G	Isaiah Stevens	So.	Colorado State
G	Derrick Alston, Jr.	Sr.	Boise State
G	Bryce Hamilton	Jr.	UNLV

## Preseason Player of the Year

Derrick Alston, Jr., Sr., G, Boise State

## Preseason Freshman of the Year

Nick Blake, G, UNLV

## Preseason Newcomer of the Year

David Jenkins, Jr., Jr., G, UNLV

## 2020 All-MW Selections

## First-Team All-MW

Malachi Flynn	Jr.	G	San Diego State
Jalen Harris	Jr.	G	Nevada
Sam Merrill	Sr.	G	Utah State
Matt Mitchell	Jr.	F	San Diego State
Bryce Hamilton	So.	F	UNLV

## Second-Team All-MW

Yanni Wetzell	Sr.	F	San Diego State
Neemias Queta	So.	C	Utah State
Nico Carvacho	Sr.	C	Colorado State
Justinian Jessup	Sr.	G	Boise State
Derrick Alston	Jr.	F	Boise State
Jazz Johnson	Sr.	G	Nevada

## Third-Team All-MW

Justin Bean	So.	F	Utah State
Lavell Scottie	Sr.	F	Air Force
Seneca Knight	So.	G	San José State
Isaiah Stevens	Fr.	G	Colorado State
Amari Hardy	Jr.	G	UNLV

## Honorable Mention All-MW

KJ Feagin	Sr.	G	San Diego State
Hunter Maldonado	So.	G	Wyoming
Lindsey Drew	Sr.	G	Nevada
Nate Grimes	Sr.	F	Fresno State
Orlando Robinson	Fr.	F	Fresno State

## All-Defensive Team

Malachi Flynn	Jr.	G	San Diego State
KJ Feagin	Sr.	G	San Diego State
Neemias Queta	So.	C	Utah State
Lindsey Drew	Sr.	G	Nevada
Justin Bean	So.	F	Utah State

## Individual Awards

Player of the Year	.....Malachi Flynn, Jr., G, San Diego State
Defensive Player of the Year	.....Malachi Flynn, Jr., G, San Diego State
Newcomer of the Year	.....Jalen Harris, Nevada
Sixth Man of the Year	.....Nisré Zouzoua, Nevada
Freshman of the Year	.....Isaiah Stevens, Fr., G, Colorado State
Steve Fisher Coach of the Year	.....Brian Dutcher, San Diego State

- The 20 conference games the Rams are scheduled to play this season will be the most in league action since 1950-51 when they played 20 in three straight seasons in the Mountain States Athletic Conference.
- This was the latest start for the program since the 1942-43 season during World War II when CSU did not start until Jan. 8, 1943 with a 35-33 loss at Northern Colorado.

## Back-to-Back MW Players of the Week

- For the first time in the program's Mountain West history, CSU had back-to-back MW Players of the Week, with sophomore guard/forward David Roddy winning it on Jan. 5 and sophomore guard Isaiah Stevens following up with the honor on Jan. 11.
- Roddy upped his numbers to 16.5 points, 10.3 rebounds and 2.0 assists a game on 55.0 percent FG shooting and 45.5 percent from the arc in this week's opening conference games.
- After having just two double-doubles last season, the Minneapolis, Minn., native posted three consecutive double-doubles. In the sweep over Fresno State, Roddy had 19 points and tied a career-high with 13 rebounds in the opener Dec. 28 and followed it up with 17 points, 12 rebounds and three assists in the Dec. 30 win over the Bulldogs. In the historic comeback over #23 San Diego State, Roddy led the Rams to just their second win in Vegas since 2003-04 with 15 points and 12 rebounds on 63.6 percent (7-of-11) from the field. He then had 15 points, hitting 4-of-7 from the floor, and five rebounds in the week's finale.
- The Allen, Texas guard led CSU to a pair of last-minute wins against UNLV, who was picked ahead of CSU in the preseason poll. For the two games, he averaged 23.5 points, 6.0 rebounds, 6.0 assists on 50.0 percent on field goals, 64.3 percent on 3-pointers and 83.3 at the free throw line.
- In Thursday's opener, he tallied 25 points (MW career high and one off his career high which was in a triple-overtime game) with six rebounds and four assists in leading CSU from a 13-point deficit to the victory. He then tallied 22 points, six rebounds and eight assists, including the game-winning three-pointer (one of his career-best six threes in the game) with 25.9 to play and a pair of free throws to seal it in the final 15 seconds in the second win over UNLV on Saturday.
- In the series, he had his eighth and ninth 20+ point games of his career and 21st 5+ assist game, all while leading the Rams to their best Mountain West start in program history at 5-1.
- The Rams did have it happen twice in the Western Athletic Conference -- Feb. 27 & March 6, 1989 (Joel Tribel horn, Pat Durham) and Dec. 8 & 15, 1998 (Matt Barnett, Ryan Chilton).

## Some Thoughts The Sweep of UNLV

- CSU's rally from 13 points down in the opener against the Runnin' Rebels tied for the 19th largest comeback in program history.
- The 16 three pointers in the second matchup on Jan. 9 are a Mountain West high this year, tied for the second most by CSU in Moby Arena and tied for the third most in program history.
- The Rams won both games in the final minute, as David Roddy hit a layup to put CSU up for good in the opener and Isaiah Stevens hit a three off a screen for the game winner in the finale.
- This was the first season series win since 2016-17 and just the fourth time the Rams won both contests in a single season.
- The sweep ran CSU's home winning streak to eight games, dating back to the final two regular season games in Moby Arena in 2019-20.

## The Historic Comeback at SDSU

- CSU's rally from 26 points down at #23 San Diego State on Jan. 2 made history in several ways.
- It is the largest comeback in both school and Mountain West history. The previous largest comeback in CSU history occurred under Medved last season, as the Rams rallied from 19 down at Wyoming to earn a 77-70 win on Feb. 15, 2020.
- It is the largest comeback win in Division I men's basketball this season and one of just five road comebacks of 26 points or more in a game between Division I opponents over the past 10 seasons, according to ESPN Stats & Information research.
- This was the first win over a ranked opponent since Feb.

- 29, 2012, a 66-59 win over #17 UNLV at Moby Arena.
- This was the first road win over a ranked opponent since Jan. 5, 1973, a 93-86 win at #15 BYU.
- CSU had lost 28 straight games on the road against ranked teams before the win.
- CSU moved to 3-0 in Mountain West play for the first time in the 22-year history of the league.

## Non-Conference Winning Record in '19-20 &amp; '20-21

- Unless CSU adds two more non-conference games, the Rams have secured a winning non-conference record this year at 3-1 with one game remaining against Northern Colorado.
- Last season with the victory over South Dakota State Dec. 10, 2019, the Rams secured a winning non-conference record.
- The nine non-conference wins was the most since CSU posted a school-best a 13-0 mark in 2014-15.

## Moby Arena Home Court Advantage

- CSU has a record of 570-240 (.704) record all-time at Moby Arena.
- With the victory over Boise State Jan. 27, the Rams guaranteed a winning record in Moby Arena for the second straight season.
- With the win over Nevada Jan. 29, CSU guaranteed a better than .500 home record in 2019-20.
- Last year's 12-4 mark had to do with some significant differences in major categories in favor of the Rams, and this year's are following some similarities, resulting in a 6-0 mark at this point in the year and eight consecutive wins entering this week's action (the longest home win streak under Medved at CSU).

2019-20	PPG	FG%	Reb	PF	Ast	TO	Stl
Colorado St.	79.7	50.7	38.3	224	288	186	110
Opponents	70.2	43.8	35.7	306	197	213	90

2020-21	PPG	FG%	3P%	Reb	PF	Ast	TO
Colorado St.	81.0	51.0	43.9	33.4	136	137	109
Opponents	66.6	41.9	26.8	32.9	153	91	114

## Defense Setting A Tone

- CSU has showed an improved defensive effort and shows clearly in the stats.
- The Rams are ranked in the top 70 nationally in defensive rebounds and three-point field goal percentage defense.
- CSU held opponents under 60 points for five consecutive games. The last time CSU held opponents each under 60 points that many consecutive games was in 2012-13 (NCAA Tournament bid and win over Missouri season), where they held six straight opponents under 60.

## Getting Offensive (Fouls Drawn That Is)

- Part of CSU's improved defense is drawing offensive fouls on its opponents.
- The Rams are averaging 3.4 offensive fouls drawn on their opponents and have at least 3 in 15 of the 18 games.
- CSU's season high is seven in the home win over Fresno State on Dec. 28.

## Starters Get It Going

- CSU's starters getting the scoring going is big this year, as the Rams are 11-1 this year when that group scores at least 54 points.

## More Improvement To See

- Basketball is a game where the numbers generally tell the story. For the Rams, here are some of the categories with NCAA rankings that they have improved on from last year that demonstrate why.

CSU's Team Rankings	19-20	NCAA	20-21	NCAA
Scoring Defense	72.09	252nd	66.4	77th
Scoring Margin	+3.44	133rd	+8.8	58th
Field Goal Percentage	46.9	31st	48.1	29th
Field Goal Percentage Def.	44.3	251st	41.3	85th
Free Throw Percentage	67.9	272nd	77.7	19th
3-Pt. Field Goal Percentage	36.6	35th	38.2	26th
3-Pt. Field Goal Percentage Def.	34.2	252nd	29.8	34th
3-Pt. Field Goals Per Game	8.06	90th	9.1	40th
3-Pt. Field Goals Attempted	705	136th	429	57th
Blocked Shots	2.00	330th	2.4	263rd
Turnovers Forced	12.69	219th	13.8	158th
Defensive Rebounds	26.84	85th	28.00	41st



## Hitting From Deep

- This year's squad that ranks in the top 20 in the country in three-point field goal percentage and made features three of the most prolific three-point shooters in school history.
  - Sophomore Isaiah Stevens and juniors Kendle Moore and Adam Thistlewood are all in CSU's top-25 for 3-point field goal percentage.
- |     |             |                         |                  |                   |
|-----|-------------|-------------------------|------------------|-------------------|
| 9.  | .422        | Andy Birley             | (232-550)        | 1999-03           |
| 10. | .411        | Antwan Scott            | (97-236)         | 2014-16           |
| 11. | .406        | Sean Morris             | (89-219)         | 2004-06           |
| 12. | .400        | Masinton-Bonner         | (100-250)        | 2016-19           |
| 13. | .398        | Ryan Yoder              | (123-309)        | 1990-94           |
| 14. | .397        | Keith Bonds             | (114-287)        | 1991-93           |
| 15. | .397        | Tyson Maroney           | (73-184)         | 1990-94           |
| 16. | .397        | Andre McFarland         | (144-363)        | 2007-11           |
| 17. | <b>.396</b> | <b>Isaiah Stevens</b>   | <b>(74-187)</b>  | <b>2019-pres.</b> |
| 18. | <b>.394</b> | <b>Kendle Moore</b>     | <b>(129-327)</b> | <b>2018-pres.</b> |
| 19. | .394        | Jameel Mahmud           | (117-297)        | 1994-98           |
| 20. | .389        | David Evans             | (150-386)        | 1994-96           |
| 21. | .388        | Adam Nigon              | (124-320)        | 2007-11           |
| 22. | <b>.385</b> | <b>Adam Thistlewood</b> | <b>(142-369)</b> | <b>2018-pres.</b> |

## National Rankings (Team/Players)

(through Feb. 7, 2021)

### Team (Top 70 of 350 Division I teams)

Free Throw Percentage	77.7	19th
3-Pt. Field Goal Percentage	38.2	26th
Field Goal Percentage	48.1	29th
3-Pt. Field Goal Percentage Def.	29.8	34th
3-Pt. Field Goals Per Game	9.1	40th
Defensive Rebounds	28.00	41st
3-Pt. Field Goals Attempted	42.9	57th
Scoring Margin	+8.8	58th

### Players (top 100 nationally)

#### Isaiah Stevens

Total Assists	107	8th
Assists Per Game	5.9	16th
Free Throw Percentage	88.9	28th
Minutes Per Game	34:51	73rd

#### David Roddy

Defensive Rebounds Per Game	7.28	20th
Double-Doubles	7	20th
Total Rebounds	168	22nd
Rebounds Per Game	9.3	34th
Free Throws Made	70	62nd
Free Throw Attempts	92	65th
Field-Goal Percentage	51.6	81st

## Conference Only Rankings

- Here are the team categories the Rams' rank in the top three in Mountain West only games and where the individual players appear in the rankings in 2020-21.

(through Feb. 7, 2021)

CSU's Team Rankings	Rank	Avg.
Field Goal Percentage	1st	49.3
Free Throw Percentage	1st	78.6
Scoring Offense	2nd	76.50
3-Point Field Goal Percentage	2nd	39.2
3-Point FG Percentage Defense	2nd	31.3
3-Point Field Goals Made	2nd	9.64
Defensive Rebounds Per Game	2nd	27.64
Assists	3rd	15.14

### INDIVIDUAL MOUNTAIN WEST ONLY RANKS (CSU only)

Scoring	5.	David Roddy	16.07
	10.	Isaiah Stevens	14.79
Rebounding	1.	<b>David Roddy</b>	<b>9.64</b>
	t-16.	Isaiah Stevens	5.00
Field Goal Percentage	2.	David Roddy	54.1
Free Throw Percentage	3.	Isaiah Stevens	86.5
	7.	David Roddy	73.2
3-Pt. FG Made	9.	Kendle Moore	2.23
Assists	2.	<b>Isaiah Stevens</b>	<b>6.29</b>
Assist-to-Turnover	4.	Isaiah Stevens	1.83
Blocked Shots	t-10.	David Roddy	0.79
	t-10.	Adam Thistlewood	0.79
Steals	7.	Isaiah Stevens	1.36
	10.	Kendle Moore	1.31
Offensive Rebounds	7.	David Roddy	2.33
Defensive Rebounds	1.	<b>David Roddy</b>	<b>7.50</b>
	8.	Isaiah Stevens	4.71
Minutes Played	3.	Isaiah Stevens	35.15
	t-14.	David Roddy	30.92
	t-14.	Adam Thistlewood	30.92

## CSU Scheduled To Appear On National Television 14 Times

- CSU will appear on national television broadcasts 14 times, the Mountain West and TV partners CBS Sports Network and FOX Sports announced.
- The schedule includes shifts of eight games along with the last weekend's series at defending conference champion San Diego State.
- Colorado State will have six series and two individual games televised nationally, with the next the UNLV series on Jan. 7 (CBS Sports Network) and Jan. 9 (FS1). Of the six series on the schedule, five are splits between CBS/CBS Sports Network and FS1.
- The four series altered to accommodate broadcasts are at Utah State (Jan. 19 and 21), Boise State (Jan. 27 and 29), New Mexico (Feb. 9 and 11) and at Nevada (Feb. 20 and 22). Individual games on a broadcast are the Border War at Wyoming on Sat., Feb. 6 (CBS Sports Network) and the home finale against Air Force on March 1 (CBS Sports Network).

### CBS (1)

- Sat., Jan. 2 - at San Diego State W, 70-67

### CBS Sports Network (7)

- Thu., Jan. 7 - UNLV W, 74-71
- Tue., Jan. 19 - at Utah State L, 64-83
- Wed., Jan. 27 - Boise State W, 78-56
- Sat., Feb. 6 - at Wyoming W, 67-59
- Thu., Feb. 11 - New Mexico
- Mon., Feb. 22 - at Nevada
- Mon., March 1 - Air Force

### FS1 (6)

- Mon., Jan. 4 - at San Diego State L, 65-78
- Sat., Jan. 9 - UNLV W, 83-80
- Thu., Jan. 21 - at Utah State W, 84-76
- Fri., Jan. 29 - Boise State L, 77-85
- Tue., Feb. 9 - New Mexico
- Sat., Feb. 20 - at Nevada

## Double-Doubles

- The Rams have two players that have combined for 11 double-doubles in their young careers, including three via points-assists, as the program total is now 652 since 1965-66.

### David Roddy 9

- 17 pts, 11 reb; vs Tulsa, 12/21/19
- 19 pts, 13 reb; WYOMING, 1/4/20
- 25 pts, 12 reb; CSU PUEBLO, 12/12/20**
- 19 pts, 13 reb; FRESNO STATE, 12/28/20**
- 17 pts, 11 reb; FRESNO STATE, 12/30/20**
- 15 pts, 12 reb; at San Diego State, 1/2/21**
- 17 pts, 14 reb; vs. San Jose State, 1/14/21**
- 27 pts, 15 reb; BOISE STATE, 1/27/21**
- 15 pts, 11 reb; at Wyoming, 2/6/21**

### Isaiah Stevens 3

- 26 pts, 12 ast; vs Tulsa, 12/21/19
- 11 pts, 10 ast; at San Diego State, 1/4/21**
- 12 pts, 10 ast; BOISE STATE, 1/27/21**

### Points/Assists Double-Double Career Leaders

#### (18 total in history)

- |    |                                    |          |
|----|------------------------------------|----------|
| 1. | Ryan Yoder (1990-94)               | 6        |
| 2. | <b>Isaiah Stevens (2019-pres.)</b> | <b>3</b> |

## Colorado State Policy on Injury Reports

Due to circumstances surrounding the Family Education Rights and Privacy Act (FERPA) and the Health Insurance Portability and Accountability Act (HIPAA), Colorado State University has developed a policy regarding the release of injury information.

CSU student-athletes have the right to hold all injury information, except body part and playing status, confidential and private. As a standard operating procedure, coaches, athletic communications staff, and other athletic department personnel should refrain from sharing specific injury information with the media. However, in certain occasions, injury information could be released at the discretion of the athletic communications department after authorization is obtained from the student-athlete.

It is the policy of the CSU athletic training staff to not address the media unless it is absolutely necessary. Therefore, inquiries by the media regarding medical situations should be addressed to the Athletic Communications office.

Thank you for your cooperation in this matter.

## AP Top 25 (Feb. 8)

Rank	Team	Record	Points	Last
1.	Gonzaga (55)	18-0	1,567	1
2.	Baylor (8)	17-0	1,520	2
3.	Michigan	13-1	1,438	4
4.	Ohio State	15-4	1,365	7
5.	Villanova	12-2	1,281	3
6.	Illinois	13-5	1,239	12
7.	Texas Tech	14-5	1,102	13
8.	Houston	16-2	1,060	5
9.	Virginia	13-3	969	14
10.	Missouri	13-3	966	18
11.	Alabama	15-5	911	10
12.	Oklahoma	12-5	863	9
13.	Texas	11-5	841	6
14.	West Virginia	13-5	824	17
15.	Iowa	13-6	757	8
16.	Tennessee	13-4	690	11
17.	Florida State	10-3	514	20
18.	Virginia Tech	14-4	486	16
19.	Creighton	14-5	465	15
20.	Southern California	15-3	411	NR
21.	Wisconsin	14-6	358	19
22.	Loyola Chicago	17-3	200	NR
23.	Oklahoma State	12-5	181	NR
24.	Purdue	13-7	85	24
25.	Rutgers	11-6	65	NR

Others receiving votes: Colorado 41, **San Diego State** 38, Xavier 37, UCLA 35, Florida 29, Louisville 28, Belmont 25, Kansas 18, Drake 16, Minnesota 12, North Carolina 8, St. John's 7, Toledo 6, Clemson 6, Arkansas 3, **Boise State** 3, Saint Louis 2, UAB 1, Virginia Commonwealth 1, BYU 1

## USA Today Coaches Top 25 (Feb. 8)

Rank	Team	Record	Points	Last
1.	Gonzaga (28)	18-0	796	1
2.	Baylor (4)	17-0	772	2
3.	Michigan	13-1	722	4
4.	Villanova	12-2	669	3
5.	Ohio St.	15-4	647	9
6.	Illinois	13-5	562	13
7.	Houston	16-2	556	5
8.	Texas Tech	14-5	533	11
9.	Virginia	13-3	491	15
10.	Missouri	13-3	465	17
11.	Alabama	15-5	453	7
12.	Oklahoma	12-5	402	14
13.	Texas	11-5	396	6
14.	West Virginia	13-5	389	18
15.	Tennessee	13-4	378	10
16.	Iowa	13-6	314	8
17.	Virginia Tech	14-4	304	16
17.	Creighton	14-5	304	12
19.	Florida State	10-3	300	19
20.	Southern California	15-3	187	NR
21.	Wisconsin	14-6	171	20
22.	Oklahoma State	12-5	100	24
23.	Loyola-Chicago	17-3	92	NR
24.	UCLA	13-4	75	21
25.	Purdue	13-7	45	NR

Others receiving votes: Florida 43; Louisville 38; Rutgers 30; Kansas 30; Drake 23; **San Diego St. 18**; Colorado 15; Oregon 14; Belmont 13; Minnesota 12; Xavier 10; UAB 6; **Utah St. 5**; Clemson 5; Louisiana State 4; Winthrop 3; Seton Hall 3; Arkansas 3; Toledo 1; Saint Louis 1.

2020-21 CSU opponents in **bold italics**



## GAMES 19 & 20 - NEW MEXICO

### DOUBLE-DOUBLE RANKINGS TOTAL

#### (105 Players since 1965-66)

1.	Nico Carvacho (2015-20)	49
2.	Mike Childress (1969-71)	35
3.	Emmanuel Omogbo (2016-18)	28
4.	Jason Smith (2004-07)	24
5.	Tim Hall (1971-75)	23
20.	Archie Weems (1968-70)	10
t-21.	<b>David Roddy (2019-pres.)</b>	<b>9</b>
	fourplayers with	9

### Moving On Up

- Juniors Kendle Moore and Adam Thistlewood are looked at to help lead this team as two of the four returning starters.
- For their careers, the third-year roommates have played in a combined 152 of a possible 156 games (143 starts) and contributed 18.1 points, 5.4 rebounds and better than 39 percent from the three-point arc as a duo.
- Both are now in the career top 20 for CSU in three-pointers as Thistlewood is 14th at 142 and Moore has 127 and is 17th. Moore is also tied for sixth in career steals with 110.

#### Career 3-Pointers List

10.	149	Gian Clavell	(70 Games)	2014-17
11.	148	Wes Eikmeier	(96 Games)	2009-13
12.	144	Andre McFarland	(114 Games)	2007-11
	144	Bryan Christiansen	(79 Games)	1995-98
14.	<b>142</b>	<b>Adam Thistlewood</b>	<b>(79 games)</b>	<b>2019-pres.</b>
15.	130	Lynn Tryon	(115 Games)	1988-92
	130	Stephan Gilling	(61 Games)	2005-07
17.	<b>129</b>	<b>Kendle Moore</b>	<b>(81 games)</b>	<b>2019-pres.</b>

#### Career Steals

5.	118	David Evans		1994-96
6.	110	J.D. Paige		2015-19
	<b>110</b>	<b>Kendle Moore</b>	<b>(81 games)</b>	<b>2019-pres.</b>
8.	109	Eddie Hughes		1978-82

#### Career Free-Throw Percentage

t-12.	.810	Adam Thistlewood (79 games)	2019-pres.
-------	------	-----------------------------	------------

#### Career 3-Point Field Goal Percentage

18.	.394	Kendle Moore (81 games)	2019-pres.
22.	.385	Adam Thistlewood (79 games)	2019-pres.

#### In the 2020-21 Season

- The pair both scored in double figures in the opener against CSU Pueblo, as Thistlewood had 16 points, including three triples and 5-of-6 at the free throw line, while Moore tallied 13 points, hitting all six of his field goal attempts and adding three assists and two steals.
- Against Northern Arizona, Moore had 12 points, four rebounds and four steals, while Thistlewood chipped in nine points and four rebounds.
- In the victory at Santa Clara, Moore had 12 points and four rebounds, while Thistlewood recorded 10 points and a season-best eight rebounds.
- Moore set a season-best with 18 points at San Jose State Jan. 14 and connected on nine three pointers in the two-game set with the Spartans.
- Thistlewood tied a career high with 24 points, including a career-best five 3-pointers, against Boise State Jan. 29.
- Moore currently ranks third in scoring for CSU at 10.7 points per game while second in field goal percentage (47.5) and second in three-point percentage (39.4).
- Thistlewood is fourth at 9.4 points per game, has hit 32 three-pointers and is 85.7 percent at the free throw line.

### Sophomore Class Continuing Impact

- The sophomore class of guards Isaiah Stevens and John Tonje, forward David Roddy and center Dischon Thomas are showing the growth in their second year of collegiate basketball.
- Stevens is second in scoring at 14.9 points and first with 5.8 assists (#2 MW) per game while Roddy is first in scoring at 15.9 points per game and the top rebounder at 9.3.
- Tonje is fifth at 7.6 points per game, with Thomas averaging 5.0 points and 2.9 boards a contest.
- Against Northern Arizona Dec. 14, Stevens had a game-high 23 points and nine assists, while Roddy added 14 points, eight rebounds and four assists. Tonje chipped in seven points and two rebounds off the bench.
- In the win at Santa Clara Dec. 22, the group combined or 45 points and 22 rebounds, with Roddy leading with 16 points and Tonje recording a career-high with 12 off the

bench.

- Roddy recorded double-doubles in each of the games against Fresno State, going for 19 points and a career high-tying 13 rebounds in the opener and following it up with 17 points and 11 boards in the second victory.
- The group made a major impact on the historic comeback win over then-No. 23 San Diego State Jan. 2, combining for 41 points, 19 rebounds and 12 assists. Tonje capped off the win by hitting the game-winning four-point play with a triple from the left corner with 12.3 seconds left and converting the free throw from the foul to put the Rams ahead for good.
- Roddy earned his first Mountain West Player of the Week on Jan. 5 for his efforts against Fresno State and at San Diego State.
- Stevens then garnered the award on Jan. 11 for his efforts in two thrilling wins over UNLV.
- Thomas had a season-high 15 points, including a career-best three 3-pointers in the win at Utah State, Jan. 21.
- Roddy posted career bests with 27 points and 15 rebounds in the win over Boise State Jan. 27.

#### In 2019-20

- Last season, head coach Niko Medved played the four freshmen in 31 of the 32 contests in 2019-20, with three playing in all 32.
- Stevens started all 32 games, while Roddy started the final 19 games of the season, while Thomas and Tonje both played at least 31 contests and contributed off the bench.
- Stevens led the team in scoring at 13.3 points per game, shooting 46.7 percent from the floor, 38.0 from the arc and 81.6 percent from the free throw line. He reached at least 10 points in 24 of the 32 games and had at least four assists in 20 of them, averaging 4.6 per game (3rd in the MW).
- Against Wyoming Feb. 15, Stevens set CSU's freshman assist record, surpassing Michael Morris (2002-03) at 121. He had 144 assists on the year, which is fifth on the CSU single-season chart (Milt Palacio in 4th with 147).
- Roddy was third at 11.4 points per game and second at 5.6 rebounds a contest, as the freshman scored in double figures in 22 of the last 28 games and 23 total contests last season.
- The duo earned honorablemention All-MW from the media, Stevens Third Team All-MW by the coaches and also MW Freshman of the Year by both the coaches and media.

#### CSU Career Ranks

##### Isaiah Stevens

Assists Per Game	2nd	5.0
Free Throw Percentage	7th	.843
3-Point Field Goal Percentage	17th	.396

##### Career Assists

1.	530	Ryan Yoder	1990-94
12.	271	Cory Lewis	2005-07
13.	268	Alton Brandon	1975-79
14.	259	Fred Anzures	1973-77
15.	256	Lynn Tryon	1988-92
16.	252	Todd Benn	1981-85
17.	<b>251</b>	<b>Isaiah Stevens</b>	<b>2019-pres.</b>
18.	240	Nico Carvacho	2015-20
	240	John Gillon	2014-16

### Coors Light Coaches' Show Is Back

- The Coors Light Basketball Coaches' Show, hosted by "Voice of the Rams" Brian Roth, made its 2020 debut on Wed. Dec. 16, from 7-8 p.m., broadcast live from the Lucky Joe's Studio at Moby Arena. Due to the global pandemic, fans are not permitted at the show this year.
- The show will air on the Colorado State Sports Network powered by Canvas Credit Union, including the flagship home of the Colorado State Rams, Power 102.9 FM, in Northern Colorado and on Mile High Sports 1430 AM in the Denver Metro area.
- The one-hour weekly show provides an inside look at the Rams' men's and women's program from men's head coach Niko Medved and women's head coach Ryun Williams, including previews of the upcoming action for each squad. The show will run at the same time, with the date varying based on coach availability due to game schedules. Fans also may submit questions on social media via the Twitter account @CSURamsRadio.
- Dates are subject to change based on changes in the basketball schedule.

#### Coors Light Basketball Coaches' Show Schedule:

- Feb. 8 (Mon.), 15 (Mon.) and 24 (Wed.)
- Tue. or Wed., March 2 or 3 (based on game schedules)

### MOUNTAIN WEST STANDINGS: (through Feb. 7, 2021)

School	MW		Overall	
	W-L	Pct	W-L	Pct
Utah State	11-2	.846	14-5	.737
<b>Colorado State</b>	<b>11-3</b>	<b>.786</b>	<b>14-4</b>	<b>.778</b>
Boise State	10-3	.769	14-4	.778
San Diego St. (RV/RV)	7-3	.700	13-4	.765
Nevada	9-5	.643	14-7	.667
UNLV	4-5	.444	7-9	.438
Fresno State	5-7	.417	7-7	.500
Wyoming	4-8	.333	10-9	.526
San José State	3-9	.250	5-11	.313
Air Force	2-11	.154	4-13	.235
<b>New Mexico</b>	<b>1-11</b>	<b>.083</b>	<b>5-11</b>	<b>.313</b>

**RANKING IN THE MOUNTAIN WEST:** Here are the Rams' team and individual rankings in the Mountain West and NCAA (through Feb. 7, 2021)

CSU's Team Rankings	MW	Avg.	NCAA
Scoring Offense	3rd	75.22	95th
Scoring Defense	4th	66.44	77th
Scoring Margin	4th	+8.78	58th
Field Goal Percentage	<b>1st</b>	<b>48.1</b>	29th
Field Goal Percentage Def.	4th	41.3	85th
Free Throw Percentage	1st	77.7	19th
Free Throws Made	5th	254	74th
Free Throw Attempts	6th	327	111th
3-Pt. Field Goal Percentage	2nd	38.2	26th
3-Pt. Field Goal Percentage Def.	<b>1st</b>	<b>29.8</b>	34th
3-Pt. Field Goals Per Game	4th	9.11	40th
3-Pt. Field Goals Attempted	3rd	429	57th
Rebounding Offense	9th	34.44	228th
Rebounding Defense	4th	33.33	N/A
Rebounding Margin	8th	+1.11	160th
Blocked Shots	9th	2.39	263rd
Assists	3rd	14.83	84th
Steals	7th	5.89	230th
Turnovers (Fewest)	8th	14.2	227th
Turnovers Forced	5th	13.83	158th
Turnover Margin	7th	-0.39	201st
Assist/Turnover Ratio	7th	1.04	148th
Offensive Rebounds	10th	6.44	329th
Defensive Rebounds	3rd	28.00	41st
Offensive Rebounding Pct	10th	21.3	N/A
Defensive Rebounding Pct	5th	74.6	N/A

### INDIVIDUAL MOUNTAIN WEST RANKINGS (CSU only)

Scoring	6.	David Roddy	15.89
	10.	Isaiah Stevens	14.89
Rebounding	2.	David Roddy	9.33
3-Pt. FG Made	10.	Kendle Moore	2.06
	14.	Adam Thistlewood	1.78
Field Goal Percentage	2.	David Roddy	51.6
	6.	Isaiah Stevens	46.5
Free Throw Percentage	<b>1.</b>	<b>Isaiah Stevens</b>	<b>88.9</b>
	7.	David Roddy	76.1
Assists	2.	Isaiah Stevens	5.94
	15.	David Roddy	2.61
Steals	4.	Kendle Moore	1.53
	10.	Isaiah Stevens	1.33
Assist-to-Turnover	5.	Isaiah Stevens	1.73
Blocked Shots	t-10.	David Roddy	0.78
	t-10.	Adam Thistlewood	0.78
Offensive Rebounds	9.	David Roddy	2.06
Defensive Rebounds	<b>1.</b>	<b>David Roddy</b>	<b>7.28</b>
	9.	Isaiah Stevens	4.50
Minutes Played	3.	Isaiah Stevens	34.84
	14.	David Roddy	30.98





## 2020-21 SEASON AND CAREER TOTALS (RETURNERS)

Double-Digit Scoring Games	2020-21 (Record)	Career (Record)
David Roddy	14 (12-2)	37 (28-9)
Isaiah Stevens	14 (11-3)	38 (27-11)
Kendle Moore	11 (11-0)	36 (30-6)
John Tonje	7 (6-1)	8 (7-1)
Adam Thistlewood	6 (4-2)	37 (23-14)
Dischon Thomas	2 (2-0)	4 (4-0)
James Moors	3 (3-0)	3 (3-0)
P.J. Byrd	1 (1-0)	1 (1-0)
Isaiah Rivera	1 (1-0)	1 (1-0)

20+-Point Games	2020-21 (Record)	Career (Record)
Isaiah Stevens	3 (3-0)	9 (8-1)
David Roddy	2 (2-0)	4 (4-0)
Adam Thistlewood	1 (0-1)	3 (2-1)
Kendle Moore	0 (0-0)	4 (4-0)

10+-Rebound Games	2020-21 (Record)	Career (Record)
David Roddy	8 (8-0)	10 (10-0)
Adam Thistlewood	0 (0-0)	1 (0-1)

5+-Assist Games	2020-21 (Record)	Career (Record)
Isaiah Stevens	11 (9-2)	25 (20-5)
Kendle Moore	0 (0-0)	4 (3-1)
David Roddy	0 (0-0)	2 (2-0)
P.J. Byrd	0 (0-0)	1 (1-0)

Double-Doubles	2020-21 (Record)	Career (Record)
David Roddy	7 (7-0)	9 (9-0)
Isaiah Stevens	1 (0-1)	2 (1-1)

3+-Steal Games	2020-21 (Record)	Career (Record)
Isaiah Stevens	3 (2-1)	5 (4-1)
Kendle Moore	1 (1-0)	9 (5-4)
Adam Thistlewood	1 (1-0)	3 (3-0)

3+-Three-Pointer Games	2020-21 (Record)	Career (Record)
Kendle Moore	5 (5-0)	17 (17-0)
Adam Thistlewood	4 (3-1)	18 (14-4)
Isaiah Stevens	3 (3-0)	7 (5-2)
David Roddy	2 (2-0)	2 (2-0)
John Tonje	2 (1-1)	3 (2-1)
Isaiah Rivera	1 (1-0)	1 (1-0)
Dischon Thomas	1 (1-0)	1 (1-0)

Scoring Leaders (Including Ties)	2020-21 (Record)	Career (Record)
David Roddy	9 (8-1)	16 (12-4)
Isaiah Stevens	5 (4-1)	15 (10-5)
Adam Thistlewood	3 (2-1)	9 (5-4)
Kendle Moore	1 (1-0)	6 (5-1)
Dischon Thomas	1 (0-1)	2 (1-1)
John Tonje	1 (0-1)	1 (0-1)

Rebounding Leaders (Including Ties)	2020-21 (Record)	Career (Record)
David Roddy	14 (12-2)	17 (14-3)
Isaiah Stevens	3 (1-2)	4 (1-3)
Adam Thistlewood	2 (2-0)	2 (2-0)
Dischon Thomas	1 (1-0)	1 (1-0)

Assist Leaders (Including Ties)	2020-21 (Record)	Career (Record)
Isaiah Stevens	14 (11-3)	36 (26-10)
David Roddy	2 (1-1)	6 (3-3)
Kendle Moore	1 (1-0)	16 (7-9)
P.J. Byrd	1 (1-0)	2 (2-0)
Isaiah Rivera	1 (0-1)	1 (0-1)
Adam Thistlewood	0 (0-0)	1 (1-0)

## STREAKS

Overall	W, 2
Unranked teams anywhere	W, 2
Ranked teams anywhere	W, 1
Mountain West Opponent	W, 2
Home	L, 1
Home MW	L, 1
Home Nonconference	W, 4
Home unranked nonconference	W, 5
Home unranked teams	L, 1
Home ranked teams	L, 4
Road	W, 3
Road MW	W, 3
Road unranked teams	W, 3
Road ranked teams	W, 1
Neutral	W, 2
Neutral MW	W, 2
Neutral unranked teams	W, 2
Neutral ranked teams	L, 8

Consecutive Games with a Three-Pointer	Curr. Streak	Career Streak
Kendle Moore	10	22
John Tonje	5	5
Isaiah Stevens	1	9
Adam Thistlewood	-	11
David Roddy	-	4
Dischon Thomas	-	2
Isaiah Rivera	-	2
PJ Byrd	-	2
James Moors	-	1
Nick Bassett	-	1

Games Played	2020-21 (Record)	Career (Record)
Adam Thistlewood	18 (14-4)	80 (45-35)
Isaiah Stevens	18 (14-4)	50 (34-16)
Dischon Thomas	18 (14-4)	50 (34-16)
David Roddy	18 (14-4)	50 (34-16)
John Tonje	18 (14-4)	49 (34-15)
PJ Byrd	18 (14-4)	25 (19-6)
James Moors	18 (14-4)	18 (14-4)
Isaiah Rivera	18 (14-4)	18 (14-4)
Kendle Moore	17 (14-3)	81 (46-35)
Trace Young	5 (5-0)	5 (5-0)
Nick Bassett	3 (3-0)	3 (3-0)

Starts	Consecutive (Record)	Career (Record)
Isaiah Stevens	50 (34-16)	50 (34-16)
Adam Thistlewood	19 (15-4)	71 (40-31)
James Moors	11 (8-3)	11 (8-3)
Kendle Moore	10 (8-2)	80 (46-34)
David Roddy	8 (6-2)	36 (26-10)
Dischon Thomas	-	7 (6-1)
John Tonje	-	1 (1-0)
Isaiah Rivera	-	1 (0-1)



## 2020-21 RAMS' MISCELLANEOUS STATISTICS

	2020-21		2020-21			Medved	Medved		2020-21		2020-21			Medved	Medved
	Overall	MW	Home	Road	Neutral				Overall	MW	Home	Road	Neutral		
Outscore their opponents	14-0	11-0	7-0	5-0	2-0	46-0	29-0	When CSU shoots 45%+ FG	11-1	9-1	6-1	3-0	2-0	38-13	25-7
Outscored by their opponents	0-4	0-3	0-1	0-3	0-0	0-36	0-21	When CSU shoots below 45% FG	3-3	2-2	1-0	2-3	0-0	8-23	4-14
Leading at halftime	10-1	8-1	5-1	3-0	2-0	35-7	23-4	When oppts shoot 45%+ FG	1-3	1-3	1-1	0-2	0-0	11-28	6-17
Trailing at halftime	4-3	3-2	2-0	2-3	0-0	11-29	6-17	When oppts shoot below 45% FG	13-1	9-0	6-0	5-1	2-0	35-8	23-4
Tied at halftime	0-0	0-0	0-0	0-0	0-0	0-0	0-0	When CSU leads in FG%	13-0	10-0	6-0	5-0	2-0	40-6	26-3
Leading with five minutes left	12-0	9-0	6-0	4-0	2-0	38-3	25-2	When opponent leads in FG%	0-4	0-3	0-1	0-3	0-0	4-30	1-18
Trailing with five minutes left	2-4	2-3	1-1	1-3	0-0	7-33	4-19	When game ends tied in FG%	1-0	1-0	1-0	0-0	0-0	2-0	2-0
Tied with five minutes left	0-0	0-0	0-0	0-0	0-0	1-0	0-0	When CSU leads in 3FG%	11-0	9-0	6-0	3-0	2-0	36-10	24-4
Leading with two minutes left	11-0	8-0	5-0	4-0	2-0	38-1	24-1	When opponent leads in 3FG%	3-4	2-3	1-1	2-3	0-0	10-26	5-17
Trailing with two minutes left	2-4	2-3	1-1	1-3	0-0	7-34	3-19	When game ends tied in 3FG%	0-0	0-0	0-0	0-0	0-0	0-0	0-0
Tied with two minutes left	1-0	1-0	1-0	0-0	0-0	1-1	1-1	When CSU shoots 70%+ FT	13-3	10-3	6-1	5-2	2-0	30-16	19-9
BY OFFENSE								When CSU shoots below 70% FT	1-1	1-0	1-0	0-1	0-0	16-20	10-12
CSU scores 90+ points	2-0	1-0	1-0	0-0	1-0	11-1	6-1	When CSU leads in FT%	12-2	10-2	5-1	5-1	2-0	26-11	17-5
CSU scores 80-89 points	5-0	4-0	3-0	1-0	1-0	16-2	11-1	When opponent leads in FT%	2-2	1-1	2-0	0-2	0-0	19-25	12-16
CSU scores 70-79 points	6-1	5-1	3-1	3-0	0-0	17-9	11-4	When game ends tied in FT%	0-0	0-0	0-0	0-0	0-0	1-0	0-0
CSU scores 60-69 points	1-2	1-2	0-0	1-2	0-0	2-18	1-13	CSU shoots more free throws	12-2	9-1	6-0	5-2	1-0	41-17	24-9
CSU scores 50-59 points	0-0	0-0	0-0	0-0	0-0	0-4	0-2	CSU shoots fewer free throws	2-2	2-2	1-1	0-1	1-0	4-19	4-12
CSU scores less than 50 points	0-1	0-0	0-0	0-1	0-0	0-2	0-0	Same number of free throws	0-0	0-0	0-0	0-0	0-0	1-0	1-0
BY DEFENSE								CSU outrebounds the opponent	9-1	7-1	4-1	3-0	2-0	36-10	23-6
Opp. scores 90+ points	0-0	0-0	0-0	0-0	0-0	2-5	1-3	CSU is outrebounded	5-3	4-2	3-0	2-3	0-0	9-23	5-13
Opp. scores 80-89 points	1-2	1-2	1-1	0-1	0-0	1-10	1-4	Same number of rebounds	0-0	0-0	0-0	0-0	0-0	1-3	1-2
Opp. scores 70-79 points	4-1	3-1	2-0	2-1	0-0	15-13	12-11	CSU leads in assists	11-0	9-0	7-0	2-0	2-0	36-6	25-5
Opp. scores 60-69 points	2-0	2-0	0-0	1-0	1-0	19-6	8-3	Opponent leads in assists	3-4	2-3	0-1	3-3	0-0	10-27	4-15
Opp. scores 50-59 points	7-1	5-0	4-0	2-1	1-0	8-2	6-0	Game ends tied in assists	0-0	0-0	0-0	0-0	0-0	0-3	0-1
Opp. scores less than 50 points	0-0	0-0	0-0	0-0	0-0	1-0	1-0	CSU leads in blocks	5-0	5-0	3-0	2-0	0-0	23-10	17-5
BY POINT DIFFERENTIAL								Opponent leads in blocks	6-4	4-3	2-1	2-3	2-0	15-22	9-14
Games decided by 1-5	4-0	4-0	2-0	2-0	0-0	8-8	5-5	Game ends tied in blocks	3-0	2-0	2-0	1-0	0-0	8-4	3-2
Games decided by 6-10	2-1	2-1	0-1	2-0	0-0	11-9	6-4	CSU leads in steals	7-0	4-0	3-0	3-0	1-0	27-13	14-10
Games decided by 11-15	2-1	0-1	1-0	1-1	0-0	10-8	6-6	Opponent leads in steals	6-4	6-3	3-1	2-3	1-0	16-22	13-10
Games decided by 16+	6-2	5-1	4-0	0-2	2-0	17-11	12-6	Game ends tied in steals	1-0	1-0	1-0	0-0	0-0	3-1	2-1
BY OVERTIME								CSU commits less than 12 turnovers	4-0	2-0	3-0	0-0	1-0	18-17	10-11
Overtime	0-0	0-0	0-0	0-0	0-0	0-2	0-1	CSU commits 12 or more turnovers	10-4	9-3	4-1	5-3	1-0	28-19	19-10
Double Overtime	0-0	0-0	0-0	0-0	0-0	0-0	0-0	CSU forces 12 or more turnovers	11-4	8-3	6-1	4-3	1-0	31-18	18-12
Triple Overtime	0-0	0-0	0-0	0-0	0-0	1-0	0-0	CSU forces less than 12 turnovers	3-0	3-0	1-0	1-0	1-0	15-18	11-9
BY MONTH								Opponent has more turnovers	6-0	3-0	3-0	2-0	1-0	21-9	10-8
November	0-0	0-0	0-0	0-0	0-0	9-5	0-0	CSU has more turnovers	6-3	6-2	2-1	3-2	1-0	17-24	13-11
December	5-1	2-0	4-0	1-1	0-0	10-9	2-2	Game ends tied in turnovers	2-1	2-1	2-0	0-1	0-0	8-3	6-2
January	7-3	7-3	3-1	2-2	2-0	16-10	16-10	Opponent has more fouls	8-2	6-1	4-0	3-2	1-0	36-15	21-9
February	2-0	2-0	0-0	2-0	0-0	11-6	11-6	CSU has more fouls	4-2	4-2	2-1	1-1	1-0	8-17	7-9
March	0-0	0-0	0-0	0-0	0-0	0-5	0-3	Game ends tied in fouls	2-0	1-0	1-0	1-0	0-0	2-4	1-3

## INSIDE THE GAME

Largest Victory: 39, vs. Northern Arizona (12/14/20)

Smallest Victory: 2, at Wyoming (2/4/21)

Largest Defeat: 20, at Saint Mary's (CA) (12/19/20)

Smallest Defeat: 8, vs. Boise State (1/29/21)

Largest Halftime Lead: 24, vs. Fresno State (12/30/20)

Largest Halftime Deficit: 26, at San Diego State (1/4/21)

Most Points in 1st Half: 46, at San Jose State (1/14/21)

Lowest Points in 1st Half: 17, at Saint Mary's (CA) (12/19/20)

Most Points in 2nd Half: 56, vs. Northern Arizona (12/14/20)

Lowest Points in 2nd Half: 16, at Saint Mary's (CA) (12/19/20)

Most Points Allowed in 1st Half: 50, at San Diego State (1/4/21)

Lowest Points Allowed in 1st Half: 17, vs. Fresno State (12/30/20)

Most Points Allowed in 2nd Half: 47, vs. Boise State (1/29/21)

Lowest Points Allowed in 2nd Half:

20, vs. Northern Arizona (12/14/20)

20, at Saint Mary's (CA) (12/19/20)

Most Points in Overtime:

Lowest Points in Overtime:

Most Points Allowed in Overtime:

Lowest Points Allowed in Overtime:

Largest Lead in a game won: 39, vs. Northern Arizona (12/14/20)

Largest Oppt lead in a game won:

26, at #23 San Diego State (1/2/21)

Largest Lead in a game lost: 4, vs. Boise State (1/29/21)

Largest Oppt lead in a game lost: 29, at San Diego State (1/4/21)

Most Lead Changes: 18, vs. UNLV (1/9/21)

Most Ties In a Game: 12, vs. UNLV (1/9/21)

Games Led Start to Finish (never trailed):

- Dec. 28, 2020 -- CSU 75, Fresno State 53

- Jan. 14, 2021 -- CSU 90, at San Jose State 57



## 2020-21 COLORADO STATE STARTING LINEUPS

Opponent	Score	Guard	Guard	Forward	Forward	Center	Points Scored	
							Starters	Bench
CSU Pueblo	W, 89-77	Moore	Stevens	Thistlewood	Roddy	Thomas	77	12
Northern Arizona	W, 91-52	Moore	Stevens	Thistlewood	Roddy	Thomas	60	31
at Saint Mary's (Calif.)	L, 33-53	Moore	Stevens	Thistlewood	Roddy	Thomas	25	8
at Santa Clara	W, 70-57	Moore	Stevens	Thistlewood	Roddy	Thomas	55	15
Fresno State*	W, 75-53	Moore	Stevens	Thistlewood	Roddy	Thomas	60	15
Fresno State*	W, 81-59	Moore	Stevens	Thistlewood	Roddy	Thomas	41	40
at San Diego State*	W, 70-67	Moore	Stevens	Thistlewood	Roddy	Thomas	54	16
at San Diego State*	L, 65-78	Rivera	Stevens	Thistlewood	Roddy	Moors	43	22
UNLV*	W, 74-71	Moore	Stevens	Thistlewood	Roddy	Moors	62	12
UNLV*	W, 83-80	Moore	Stevens	Thistlewood	Tonje	Moors	57	26
vs. San Jose State*	W, 90-57	Moore	Stevens	Thistlewood	Roddy	Moors	64	26
vs. San Jose State*	W, 88-61	Moore	Stevens	Thistlewood	Roddy	Moors	70	18
at Utah State*	L, 64-83	Moore	Stevens	Thistlewood	Roddy	Moors	52	12
at Utah State*	W, 84-76	Moore	Stevens	Thistlewood	Roddy	Moors	62	22
Boise State*	W, 78-56	Moore	Stevens	Thistlewood	Roddy	Moors	60	18
Boise State*	L, 77-85	Moore	Stevens	Thistlewood	Roddy	Moors	64	13
at Wyoming*	W, 74-72	Moore	Stevens	Thistlewood	Roddy	Moors	50	24
at Wyoming*	W, 68-59	Moore	Stevens	Thistlewood	Roddy	Moors	46	22
New Mexico*								
New Mexico*								
Northern Colorado								
at Nevada*								
at Nevada*								
Air Force*								
Air Force*								
MW Tournament								
						Totals	1002 (74.0%)	352 (26.0%)

\* Started an additional guard

## 2020-21 Rams Starting Lineups

PG	SG	SF	PF	C	Record
Moore	Stevens	Thistlewood	Roddy	Moors	7-2
Moore	Stevens	Tonje	Thistlewood	Moors	1-0
Stevens	Rivera	Thistlewood	Roddy	Moors	0-1
Moore	Stevens	Thistlewood	Roddy	Thomas	6-1

\*Most recent starting lineup listed first



## 2020-21 SEASON BOX SCORE | ALL/CONFERENCE GAMES

(AS OF FEB. 7, 2021)

RECORD:	OVERALL	HOME	AWAY	NEUTRAL
ALL GAMES	(14-4)	(7-1)	(5-3)	(2-0)
MOUNTAIN WEST	(11-3)	(5-1)	(4-2)	(2-0)
NON-CONFERENCE	(3-1)	(2-0)	(1-1)	(0-0)
MOUNTAIN WEST CHAMPIONSHIP	(0-0)	(0-0)	(0-0)	(0-0)

#	Player	GP	GS	Min	TOTAL			3-PTS			REBOUNDS			PF	FO	A	TO	Blk	Stl	Pts	Avg
					FG	FGA	Pct	3FG	FGA	Pct	FT	FTA	Pct								
21	David Roddy	18	17	558	31.0	99	.192	.516	18	54	.333	70	92	.761	37	131	168	9.3	40	0	47
	Conference-Only...	14	13	433	30.9	79	.146	.541	15	40	.375	52	71	.732	30	105	135	9.6	34	0	36
04	Isaiah Stevens	18	18	629	34.9	92	.198	.465	28	66	.424	56	63	.889	6	81	87	4.8	36	1	107
	Conference-Only...	14	14	495	35.4	69	.152	.454	24	56	.429	45	52	.865	4	66	70	5.0	27	1	88
03	Kendle Moore	17	17	495	29.1	64	.129	.496	35	83	.422	19	22	.864	3	40	43	2.5	41	0	33
	Conference-Only...	13	13	387	29.8	46	.100	.460	29	70	.414	19	22	.864	3	29	32	2.5	32	0	25
31	Adam Thistlewood	18	18	540	30.0	54	.121	.446	32	87	.368	30	35	.857	4	60	64	3.6	33	0	9
	Conference-Only...	14	14	433	30.9	43	.091	.473	24	64	.375	25	29	.862	4	45	49	3.5	27	0	5
01	John Tonje	18	1	367	20.4	44	.100	.440	21	55	.382	27	31	.871	12	43	55	3.1	29	0	11
	Conference-Only...	14	1	297	21.2	37	.078	.474	18	46	.391	19	21	.905	10	33	43	3.1	26	0	10
10	James Moors	18	11	343	19.1	48	.88	.545	2	17	.118	12	28	.429	18	43	61	3.4	31	1	21
	Conference-Only...	14	11	272	19.4	40	.70	.571	2	13	.154	9	21	.429	14	32	46	3.3	28	1	18
11	Dischon Thomas	18	7	235	13.1	31	.66	.470	11	23	.478	17	26	.654	13	40	53	2.9	48	1	8
	Conference-Only...	14	3	161	11.5	24	.47	.511	9	18	.500	15	19	.789	8	23	31	2.2	38	1	7
05	P.J. Byrd	18	0	227	12.6	16	.35	.457	7	21	.333	17	18	.944	2	12	14	0.8	28	1	20
	Conference-Only...	14	0	180	12.9	15	.31	.484	6	18	.333	17	18	.944	1	10	11	0.8	22	1	15
23	Isaiah Rivera	18	1	197	10.9	19	.42	.452	9	21	.429	6	12	.500	4	23	27	1.5	16	0	11
	Conference-Only...	14	1	136	9.7	14	.29	.483	8	18	.444	1	4	.250	3	17	20	1.4	11	0	8
22	Nick Bassett	3	0	3	1.0	1	1.000	1	1	1.000	0	0	.000	0	0	0	0.0	0	0	0	3
	Conference-Only...	2	0	1	0.5	0	0.000	0	0	0.000	0	0	.000	0	0	0	0.0	0	0	0	0.0
00	Trace Young	5	0	6	1.2	0	1.000	0	1	.000	0	0	.000	0	0	0	0.0	1	0	0	0
	Conference-Only...	4	0	5	1.3	0	1.000	0	1	.000	0	0	.000	0	0	0	0.0	1	0	0	0
TM	TEAM.....																				
	Conference-Only...																				
	Total.....	18				468	973	.481	164	429	.382	254	327	.777	116	504	620	34.4	303	4	267
	Conference-Only...	14				367	745	.493	135	344	.392	202	257	.786	92	387	479	34.2	246	4	212
	Opponents.....	18				442	1070	.413	141	473	.298	171	272	.629	172	428	600	33.3	331	7	228
	Conference-Only...	14				350	827	.423	113	361	.313	144	233	.618	138	317	455	32.5	254	6	178

## DEADBALL REBOUNDS: OFF DEFTOTAL

Colorado State	32	5	37
Opponents	48	2	50

TEAM STATISTICS	Colorado State	Opponents	Date	Opponent	Score	Attend
SCORING	1354	1196	12/12/20	CSU PUEBLO	W 89-77	0
Points per game	75.2	66.4	12/14/20	NORTHERN ARIZONA	W 91-52	0
Scoring margin	+8.8	-	12/19/20	at Saint Mary's (Calif.)	L 33-53	0
FIELD GOALS-ATT	468-973	442-1070	12/22/20	at Santa Clara	W 70-57	0
Field goal pct	.481	.413	* 12/28/20	FRESNO STATE	W 75-53	0
3 POINT FG-ATT	164-429	141-473	* 12/30/20	FRESNO STATE	W 81-59	0
3-point FG pct	.382	.298	* 1/2/21	at San Diego State (RV/23)	W 70-67	0
3-pt FG made per game	9.1	7.8	* 1/4/21	at San Diego State (RV/RV)	L 65-78	0
FREE THROWS-ATT	254-327	171-272	* 1/7/21	UNLV	W 74-71	0
Free throw pct	.777	.629	* 1/9/21	UNLV	W 83-80	0
F-Throws made per game	14.1	9.5	* 1/14/21	vs. San Jose State %	W 90-57	0
REBOUNDS	620	600	* 1/14/21	vs. San Jose State %	W 88-61	0
Rebounds per game	34.4	33.3	* 1/19/21	at Utah State	L 64-83	1553
Rebounding margin	+1.1	-	* 1/21/21	at Utah State	W 84-76	1592
ASSISTS	267	228	* 1/27/21	BOISE STATE	W 78-56	0
Assists per game	14.8	12.7	* 1/29/21	BOISE STATE	L 77-85	0
TURNOVERS	256	249	* 2/4/21	at Wyoming	W 74-72	1807
Turnovers per game	14.2	13.8	* 2/6/21	at Wyoming	W 68-59	2000
Turnover margin	-0.4	-				
Assist/turnover ratio	1.0	0.9				
STEALS	106	120				
Steals per game	5.9	6.7				
BLOCKS	43	49				
Blocks per game	2.4	2.7				
WINNING STREAK	2	-				
Home win streak	0	-				
ATTENDANCE	0	6952				
Home games-Avg/Game	8-0	8-869				
Neutral site-Avg/Game	-	2-0				

\* Mountain West Conference Games

% Played at Ability 360 Center - Phoenix, Ariz.

^ Mountain West Tournament (Thomas &amp; Mack Center - Las Vegas, Nev.)

SCORE BY PERIODS:	1st	2nd	Total
Colorado State	631	723	1354
Opponents	595	601	1196

## 2020-21 SEASON BOX SCORE | HOME GAMES (7-1, 5-1 MW)

#	Player	GP	GS	Min	TOTAL			3-PTS			REBOUNDS															
					FG	FGA	Pct	3FG	FGA	Pct	FT	FTA	Pct	Off	Def	Tot	Avg	PF	FO	A	TO	Blk	Stl	Pts	Avg	
21	David Roddy	8	7	250	31.3	52	104	.500	12	36	.333	38	48	.792	15	62	77	9.6	14	0	22	14	8	8	154	19.3
04	Isaiah Stevens	8	8	282	35.2	49	91	.538	17	29	.586	27	31	.871	4	35	39	4.9	17	0	60	32	0	10	142	17.8
31	Adam Thistlewood	8	8	241	30.1	24	55	.436	17	42	.405	18	19	.947	2	29	31	3.9	13	0	5	2	8	7	83	10.4
03	Kendle Moore	8	8	221	27.6	27	54	.500	14	32	.438	5	6	.833	1	15	16	2.0	22	0	16	13	0	13	73	9.1
01	John Tonje	8	1	146	18.3	19	42	.452	8	23	.348	7	8	.875	5	13	18	2.3	9	0	4	11	0	2	53	6.6
10	James Moors	8	4	160	20.0	19	30	.633	1	5	.200	7	19	.368	7	19	26	3.3	16	1	16	13	5	2	46	5.8
23	Isaiah Rivera	8	0	85	10.6	12	21	.571	7	10	.700	3	8	.375	0	11	11	1.4	6	0	5	6	0	3	34	4.3
11	Dischon Thomas	8	4	113	14.1	11	24	.458	2	6	.333	10	14	.714	7	21	28	3.5	25	1	3	8	3	0	34	4.3
05	P.J. Byrd	8	0	96	12.0	7	11	.636	4	5	.800	8	8	1.000	2	5	7	0.9	14	0	6	4	1	1	26	3.3
22	Nick Bassett	3	0	3	1.0	1	1	1.000	1	1	1.000	0	0	.000	0	0	0	0.0	0	0	0	0	0	0	3	1.0
00	Trace Young	3	0	3	1.0	0	0	.000	0	0	.000	0	0	.000	0	0	0	0.0	0	0	0	1	0	0	0	0.0
TM	TEAM.....													6	8	14	1.8	0			5				0	
	Total.....	8				221	433	.510	83	189	.439	123	161	.764	49	218	267	33.4	136	2	137	109	25	46	648	81.0
	Opponents.....	8				198	472	.419	53	198	.268	84	135	.622	80	183	263	32.9	153	4	91	114	22	52	533	66.6

SCORE BY PERIODS:				1st	2nd	Total
Colorado State				301	347	648
Opponents				247	286	533

DEADBALL REBOUNDS:				OFF	DEF	TOTAL
Colorado State				16	2	18
Opponents				25	2	27

## 2020-21 SEASON BOX SCORE | ROAD GAMES (5-3, 4-2 MW)

#	Player	TOTAL								3-PTS				REBOUNDS												
		GP	GS	Min	Avg	FG	FGA	Pct	3FG	FGA	Pct	FT	FTA	Pct	Off	Def	Tot	Avg	PF	FO	A	TO	Blk	Stl	Pts	Avg
21	David Roddy	8	8	251	31.4	38	70	.543	4	13	.308	26	37	.703	16	48	64	8.0	24	0	20	24	6	7	106	13.3
04	Isaiah Stevens	8	8	287	35.9	32	89	.360	6	27	.222	26	29	.897	2	40	42	5.3	16	1	37	26	0	12	96	12.0
03	Kendle Moore	7	7	217	31.0	25	52	.481	12	31	.387	14	16	.875	2	22	24	3.4	12	0	14	16	0	11	76	10.9
01	John Tonje	8	0	176	22.0	18	41	.439	12	24	.500	19	22	.864	5	18	23	2.9	16	0	4	8	1	4	67	8.4
31	Adam Thistlewood	8	8	246	30.8	22	50	.440	12	35	.343	8	12	.667	1	27	28	3.5	19	0	3	8	5	2	64	8.0
11	Dischon Thomas	8	3	94	11.8	14	30	.467	7	14	.500	7	12	.583	2	13	15	1.9	20	0	4	7	1	5	42	5.3
10	James Moors	8	5	147	18.4	18	45	.400	1	11	.091	5	9	.556	9	18	27	3.4	13	0	4	16	2	2	42	5.3
05	P.J. Byrd	8	0	99	12.4	6	17	.353	2	13	.154	9	10	.900	0	5	5	0.6	6	0	10	6	0	4	23	2.9
23	Isaiah Rivera	8	1	83	10.4	4	14	.286	1	6	.167	3	4	.750	3	9	12	1.5	8	0	3	7	0	2	12	1.5
TM	TEAM.....													7	17	24	3.0	0			5				0	
	Total.....	8				177	408	.434	57	174	.328	117	151	.775	47	217	264	33.0	134	1	99	123	15	49	528	66.0
	Opponents.....	8				198	471	.420	74	228	.325	75	115	.652	73	203	276	34.5	157	3	126	112	21	57	545	68.1

SCORE BY PERIODS:				1st	2nd	Total
Colorado State				242	286	528
Opponents				294	251	545

DEADBALL REBOUNDS:				OFF	DEF	TOTAL
Colorado State				15	3	18
Opponents				20	0	20

## 2020-21 SEASON BOX SCORE | NEUTRAL GAMES (2-0, 2-0 MW)

#	Player	GP	GS	Min	TOTAL			3-PTS			FT	FTA	Pct	Off	REBOUNDS			PF	FO	A	TO	Blk	Stl	Pts	Avg	
					FG	FGA	Pct	3FG	FGA	Pct					Def	Tot	Avg									
03	Kendle Moore	2	2	57	28.5	12	23	.522	9	20	.450	0	0	.000	0	3	3	1.5	7	0	3	3	0	2	33	16.5
04	Isaiah Stevens	2	2	60	30.0	11	18	.611	5	10	.500	3	3	1.000	0	6	6	3.0	3	0	10	3	0	2	30	15.0
21	David Roddy	2	2	57	28.5	9	18	.500	2	5	.400	6	7	.857	6	21	27	13.5	2	0	5	5	0	1	26	13.0
31	Adam Thistlewood	2	2	53	26.5	8	16	.500	3	10	.300	4	4	1.000	1	4	5	2.5	1	0	1	0	1	2	23	11.5
10	James Moors	2	2	36	18.0	11	13	.846	0	1	.000	0	0	.000	2	6	8	4.0	2	0	1	2	2	1	22	11.0
01	John Tonje	2	0	45	22.5	7	17	.412	1	8	.125	1	1	1.000	2	12	14	7.0	4	0	3	3	0	2	16	8.0
11	Dischon Thomas	2	0	28	14.0	6	12	.500	2	3	.667	0	0	.000	4	6	10	5.0	3	0	1	2	0	0	14	7.0
23	Isaiah Rivera	2	0	29	14.5	3	7	.429	1	5	.200	0	0	.000	1	3	4	2.0	2	0	3	2	0	1	7	3.5
05	P.J. Byrd	2	0	32	16.0	3	7	.429	1	3	.333	0	0	.000	0	2	2	1.0	8	1	4	3	0	0	7	3.5
00	Trace Young	2	0	3	1.5	0	1	.000	0	1	.000	0	0	.000	0	0	0	0.0	1	0	0	0	0	0	0	0.0
TM	TEAM.....													4	6	10	5.0	0			1				0	
Total.....		2				70	132	.530	24	66	.364	14	15	.933	20	69	89	44.5	33	1	31	24	3	11	178	89.0
Opponents.....		2				46	127	.362	14	47	.298	12	22	.545	19	42	61	30.5	21	0	11	23	6	11	118	59.0

SCORE BY PERIODS:				1st	2nd	Total
Colorado State				88	90	178
Opponents				54	64	118

DEADBALL REBOUNDS:				OFF	DEF	TOTAL
Colorado State				1	0	1
Opponents				3	0	3





## 2020-21 GAME-BY-GAME RESULTS/LEADERS

Opponent	Date	W/L	Score	Atten.	Rec.	H	A	N	High Scorer	High Rebounder	High Assists
CSU Pueblo	12/12/20	W	89-77	N/A	1-0	1-0	0-0	0-0	25 Roddy	12 Roddy	6 Stevens
Northern Arizona	12/14/20	W	91-52	N/A	2-0	2-0	0-0	0-0	23 Stevens	8 Roddy	9 Stevens
at Saint Mary's (Calif.)	12/19/20	L	33-53	N/A	2-1	2-0	0-1	0-0	8 Thomas	7 Moors	2 Rivera
at Santa Clara	12/22/20	W	70-57	N/A	3-1	2-0	1-1	0-0	16 Roddy	8 Thistlewood, Roddy	4 Stevens, Roddy
Fresno State*	12/28/20	W	75-53	N/A	4-1	3-0	1-1	0-0	19 Roddy	13 Roddy	9 Stevens
Fresno State*	12/30/20	W	81-59	N/A	5-1	4-0	1-1	0-0	17 Roddy	11 Roddy	6 Stevens
at San Diego State* (RV/23)	1/2/21	W	70-67	N/A	6-1	4-0	2-1	0-0	15 Roddy, Thistlewood	12 Roddy	9 Stevens
at San Diego State* (RV/RV)	1/4/21	L	65-78	N/A	6-2	4-0	2-2	0-0	15 Roddy, Tonje	9 Stevens	10 Stevens
UNLV*	1/7/21	W	74-71	N/A	7-2	5-0	2-2	0-0	25 Stevens	6 Stevens, Thomas, Thistlewood	4 Stevens
UNLV*	1/9/21	W	83-80	N/A	8-2	6-0	2-2	0-0	22 Stevens	6 Stevens	8 Stevens
vs San Jose State*	1/14/21	W	90-57	N/A	9-2	6-0	2-2	1-0	18 Moore	14 Roddy	5 Stevens
vs sSan Jose State*	1/16/21	W	88-61	N/A	10-2	6-0	2-2	2-0	16 Stevens, Thistlewood	13 Roddy	5 Stevens
at Utah State*	1/19/21	L	64-83	1,553	10-3	6-0	2-3	2-0	16 Stevens	8 Roddy	4 Stevens, Roddy
at Utah State*	1/21/21	W	84-76	1,592	11-3	6-0	3-3	2-0	18 Stevens	8 Stevens	8 Stevens
Boise State*	1/27/21	W	78-56	N/A	12-3	7-0	3-3	2-0	27 Roddy	15 Roddy	10 Stevens
Boise State*	1/29/21	L	77-85	N/A	12-4	7-1	3-3	2-0	24 Thistlewood	9 Stevens	8 Stevens
at Wyoming*	2/4/21	W	74-72	1,807	13-4	7-1	4-3	2-0	16 Tonje	8 Roddy	4 Moore
at Wyoming*	2/6/21	W	68-59	2,000	14-4	7-1	5-3	2-0	15 Roddy	11 Roddy	2 Byrd
New Mexico*	2/9/21										
New Mexico*	2/11/21										
Northern Colorado	2/16/21										
at Nevada*	2/29/21										
at Nevada*	2/22/21										
Air Force*	2/27/21										
Air Force*	3/1/21										
MW Tournament	3/10/21										

## 2020-21 INDIVIDUAL GAME-BY-GAME POINTS-REBOUNDS-ASSISTS

	0	1	3	4	5	10	11	21	22	23	31	35
Opponent (Date)	Young	Tonje	Moore	Stevens	Byrd	Moors	Thomas	Roddy	Barnett	Rivera	Thistlewood	Jennissen
CSU Pueblo (12/12/20)	DNP	4-4-0	13-1-3	18-4-6	0-0-1	3-2-2	5-7-0	25-12-3	DNP	5-1-0	16-2-3	DNP
Northern Arizona (12/14/20)	0-0-0	7-2-0	12-2-4	23-5-9	3-2-1	12-4-1	2-6-0	14-8-4	3-0-0	6-1-1	9-4-0	DNP
at Saint Mary's (Calif.) (12/19/20)	DNP	2-1-0	5-4-0	6-4-0	0-0-1	4-7-0	8-4-1	6-5-0	DNP	2-4-2	0-1-0	DNP
at Santa Clara (12/22/20)	DNP	12-5-1	12-4-1	14-4-4	0-1-2	0-2-0	3-5-0	16-8-4	DNP	3-1-0	10-8-1	DNP
Fresno State* (12/28/20)	0-0-0	3-0-1	14-1-3	16-4-9	0-0-0	6-5-3	3-1-0	19-13-1	0-0-0	6-2-0	8-4-0	DNP
Fresno State* (12/30/20)	0-0-0	8-0-0	2-1-2	9-4-6	14-2-0	7-6-2	4-1-0	17-11-3	0-0-0	11-6-3	9-4-1	DNP
at San Diego State* (1/2/21)	DNP	11-2-0	13-5-3	11-4-9	0-0-0	5-6-0	0-1-0	15-12-3	DNP	0-2-0	15-3-1	DNP
at San Diego State* (1/4/21)	DNP	15-2-0	DND-Pers.	11-9-10	7-0-2	9-2-0	0-1-1	15-5-1	DNP	3-2-1	5-0-0	DNP
UNLV* (1/7/21)	DNP	0-4-1	15-2-3	25-6-4	2-2-2	2-0-2	10-6-0	18-5-1	DNP	0-1-0	2-6-0	DNP
UNLV* (1/9/21)	DNP	15-2-2	3-5-1	22-6-8	3-0-0	8-1-1	2-0-1	18-5-6	DNP	3-0-0	9-4-0	DNP
at San Jose State* (1/14/21)	0-0-0	13-6-1	18-0-1	14-5-5	3-1-2	8-2-0	5-5-1	17-14-3	DNP	5-2-3	7-2-0	DNP
at San Jose State* (1/16/21)	0-0-0	3-8-2	15-3-2	16-1-5	4-1-2	14-6-1	9-5-0	9-13-2	DNP	2-2-0	16-3-1	DNP
at Utah State* (1/19/21)	DNP	0-0-1	8-4-1	16-5-4	4-0-2	5-2-3	8-1-1	9-8-4	DNP	0-1-0	14-2-0	DNP
at Utah State* (1/21/21)	DNP	3-6-0	16-4-4	18-8-8	4-0-1	5-4-1	15-2-0	15-7-4	DNP	0-0-0	8-0-0	DNP
Boise State* (1/27/21)	DNP	11-3-0	11-3-0	12-1-10	2-1-1	4-6-3	2-4-1	27-15-1	DNP	3-0-0	6-6-1	DNP
Boise State* (1/29/21)	DNP	5-3-0	3-1-0	17-9-8	2-0-1	4-2-2	6-3-1	16-8-3	DNP	0-0-1	24-1-0	DNP
at Wyoming* (2/4/21)	DNP	16-3-1	11-2-4	6-4-2	4-2-0	10-0-0	0-0-0	15-8-3	DNP	4-2-0	8-6-0	DNP
at Wyoming* (2/6/21)	DNP	10-4-1	9-1-1	14-4-0	4-2-2	4-4-0	8-1-1	15-11-1	DNP	0-0-0	4-8-1	DNP
New Mexico* (2/9/21)												
New Mexico* (2/11/21)												
Northern Colorado (2/16/21)												
at Nevada* (2/20/21)												
at Nevada* (2/22/21)												
Air Force* (2/27/21)												
Air Force* (3/1/21)												
MW Tournament												

## 2020-21 TEAM GAME-BY-GAME STATISTICS

2020-21 CSU MEN'S BASKETBALL



## The Last Time The Rams Had...

### Player score 25 points:

*David Roddy (27), vs. Boise State, Jan. 27, 2021*

### Player score 30 points:

Prentiss Nixon (31), at Arkansas, Dec. 5, 2017

### Player score 35 points:

Gian Clavell (37), at San Diego State, Jan. 28, 2017

### Player score 40 points:

Marcus Walker (43), vs. Tennessee State, Nov. 17, 2007

### Player grab 15 rebounds:

Nico Carvacho (17), at Wyoming, Feb. 15, 2020

### Player grab 20 rebounds:

Nico Carvacho (20), vs. UNLV, March 9, 2019

### Player record a double-double:

*David Roddy (15p, 11r), at Wyoming, Feb. 6, 2021*

### Two players record a double-double:

*David Roddy (27p, 15r), Isaiah Stevens (12p 10a), vs. Boise State, Jan. 27, 2021*

### A player record a triple-double:

Never

### A player dish out 10 assists:

*Isaiah Stevens (10), vs. Boise State, Jan. 27, 2021*

### A player block five shots:

Stanton Kidd (5), vs. San Diego State, March 13, 2015

### A player collect five steals:

Isaiah Stevens (5), at Tulsa, Dec. 21, 2019

### A player hit five+ three-point baskets:

*Adam Thistlewood (5-9), vs. Boise State, Jan. 29, 2021*

### A player make 10 free throws:

*Isaiah Stevens (11-13), at Utah State, Jan. 21, 2021*

### Two players score 20 points in a game:

Isaiah Stevens (22) and Nico Carvacho (20), vs. Wyoming, March 4, 2020

### Three players score 20 points in a game:

Colton Iverson (26), Wes Eikmeier (22) and Dorian Green (20) vs. New Mexico, Feb. 23, 2013

### A player hit a last-second shot to win a game (last 30 seconds):

*Kendle Moore, at Wyoming, Feb. 4, 2021 (W, 74-72)*

### Two players grab 10 rebounds in a game:

Nico Carvacho (15) and Adam Thistlewood (10), vs. Wyoming, March 4, 2020

### Three players grab 10 rebounds in a game:

Emmanuel Omogbo (11), Gian Clavell (10), Nico Carvacho (10) vs San Diego State, Feb. 25, 2017

### Five players score in double figures:

*David Roddy (15), Adam Thistlewood (15), Kendle Moore (13), Isaiah Stevens (11), John Tonje (11), at #23 San Diego State, Jan. 2, 2021*

### Six players score in double figures:

Isaiah Stevens (19), Kendle Moore (17), Adam Thistlewood (16), Nico Carvacho (12), David Roddy (12), John Tonje (10), vs. New Mexico, Jan. 15, 2020

### Seven players score in double figures:

vs. Fort Lewis; 1991-92

### A player play an entire game:

*Isaiah Stevens (40), at San Diego State, Jan. 4, 2021*

## The Last Time CSU...

### Scored 100 points or more:

Jan. 15, 2020 -- CSU 105, New Mexico 72

### Scored less than 50 points:

*Dec. 19, 2020 - at Saint Mary's 53, CSU 33*

### Scored less than 50 points and won:

Dec. 5, 2007 -- CSU 44, Denver 40

### Allowed 100 points:

Dec. 21, 2019 -- CSU 111, at Tulsa 104 (3ot)

### Held an opponent to less than 40 points:

Nov. 21, 1999 -- CSU 73, Seattle University 31

### Held an opponent to less than 50 points:

Feb. 23, 2019 -- CSU 83, Wyoming 48

### Had 50 rebounds:

Feb. 15, 2020 -- at Wyoming (52)

### Had 25 assists:

Feb. 22, 2020 -- vs. Air Force (25)

### Had 10 steals:

Feb. 4, 2020 -- at Fresno State (10)

### Held an opponent to less than 25% shooting:

Jan. 17, 2015, at San José State (20.8)

### Shot better than 70% from the field:

Dec. 15, 2001, vs. Denver (.710)

### Shot under 30% from the field:

*Dec. 19, 2020 - at Saint Mary's (Calif.), (12-48, .250)*

### Shot better than 90% from the free throw line:

Jan. 15, 2020, vs. New Mexico (10-11, .909)

### Attempted 40 free throws:

Feb. 15, 2020 -- at Wyoming (26-40, .650)

### Made 10 3-Pointers:

*Jan. 16, 2021 -- at San Jose State (12-34, .353)*

### Won an overtime game:

Dec. 21, 2019 -- CSU 111, at Tulsa 104 (3ot)

### Lost an overtime game:

Nov. 26, 2019, vs. New Mexico State, L, 70-78 (ot)

### Played a double-overtime game:

Dec. 21, 2019 -- CSU 111, at Tulsa 104 (3ot)

### Played a triple-overtime game:

Dec. 21, 2019 -- CSU 111, at Tulsa 104 (3ot)

### Defeated a Top 25 Team:

*Jan. 2, 2021 -- CSU 70, at #23 San Diego State 67*

### Had a 30-point win:

*Dec. 14, 2020 -- CSU 91, Northern Arizona 52*

### Had a 40-point win:

Nov. 15, 2012 -- CSU 93, Chadron State 50

### Had a 50-point win:

Jan. 14, 2015 -- CSU 98, Nevada 42

### Won Back-to-Back Road Games:

*Jan. 21, 2021 -- at Utah State (84-76); Feb. 4, 2021 -- at Wyoming (74-72); Feb. 6, 2021 at Wyoming (68-59)*

### Had a Double-Figure Victory Over MW Team:

*Jan. 27, 2021 -- CSU 78, Boise State 56*





## Colorado State - TEAM GAME HIGHS

POINTS	91	NORTHERN ARIZONA (12/14/20)
	90	vs San Jose State (1/14/21)
	89	CSU PUEBLO (12/12/20)
	88	vs San Jose State (1/16/21)
	84	at Utah State (1/21/21)
FIELD GOALS MADE	35	vs San Jose State (1/16/21)
	35	vs San Jose State (1/14/21)
FIELD GOAL ATTEMPTS	68	vs San Jose State (1/16/21)
	64	vs San Jose State (1/14/21)
FIELD GOAL PERCENTAGE	.558 (29-52)	BOISE STATE (1/27/21)
	.551 (27-49)	at Wyoming (2/4/21)
3 PT FIELD GOALS MADE	16	UNLV (1/9/21)
	12	four times
3 PT FG ATTEMPTS	34	vs San Jose State (1/16/21)
	32	vs San Jose State (1/14/21)
	32	at Santa Clara (12/22/20)
3 PT FG PERCENTAGE	.552 (16-29)	UNLV (1/9/21)
	.500 (11-22)	NORTHERN ARIZONA (12/14/20)
FREE THROWS MADE	26	FRESNO STATE (12/30/20)
	25	at Utah State (1/21/21)
FREE THROW ATTEMPTS	32	FRESNO STATE (12/30/20)
	29	at Utah State (1/21/21)
	29	CSU PUEBLO (12/12/20)
FREE THROW PERCENTAGE	1.000 (8-8)	vs San Jose State (1/14/21)
	.875 (14-16)	at Wyoming (2/4/21)
REBOUNDS	47	vs San Jose State (1/16/21)
	42	vs San Jose State (1/14/21)
ASSISTS	20	NORTHERN ARIZONA (12/14/20)
	19	UNLV (1/9/21)
STEALS	9	at Utah State (1/21/21)
	9	vs San Jose State (1/14/21)
BLOCKED SHOTS	7	UNLV (1/7/21)
	4	at Utah State (1/21/21)
	4	NORTHERN ARIZONA (12/14/20)
TURNOVERS	19	BOISE STATE (1/27/21)
	18	at Wyoming (2/4/21)
	18	BOISE STATE (1/29/21)
	18	FRESNO STATE (12/30/20)
FOULS	23	at Utah State (1/21/21)
	21	at Utah State (1/19/21)

## Opponent - GAME HIGHS

POINTS	85	BOISE STATE (1/29/21)
	83	at Utah State (1/19/21)
	80	UNLV (1/9/21)
	78	at San Diego State (1/4/21)
	77	CSU PUEBLO (12/12/20)
FIELD GOALS MADE	31	UNLV (1/9/21)
	29	BOISE STATE (1/29/21)
	29	at San Diego State (1/4/21)
FIELD GOAL ATTEMPTS	67	UNLV (1/7/21)
	67	FRESNO STATE (12/30/20)
FIELD GOAL PERCENTAGE	.558 (29-52)	at San Diego State (1/4/21)
	.527 (29-55)	BOISE STATE (1/29/21)
3 PT FIELD GOALS MADE	14	at San Diego State (1/4/21)
	14	at San Diego State (1/2/21)
3 PT FG ATTEMPTS	36	at Wyoming (2/4/21)
	31	at Utah State (1/21/21)
	31	at Saint Mary's (CA) (12/19/20)
3 PT FG PERCENTAGE	.526 (10-19)	at Utah State (1/19/21)
	.519 (14-27)	at San Diego State (1/4/21)
FREE THROWS MADE	21	at Utah State (1/19/21)
	18	BOISE STATE (1/29/21)
FREE THROW ATTEMPTS	30	BOISE STATE (1/29/21)
	28	at Utah State (1/19/21)
FREE THROW PERCENTAGE	1.000 (2-2)	at Saint Mary's (CA) (12/19/20)
	.818 (9-11)	NORTHERN ARIZONA (12/14/20)
REBOUNDS	45	UNLV (1/7/21)
	44	at Utah State (1/19/21)
ASSISTS	20	at Utah State (1/19/21)
	18	BOISE STATE (1/29/21)
	18	at San Diego State (1/4/21)
	18	at San Diego State (1/2/21)
STEALS	13	at Saint Mary's (CA) (12/19/20)
	10	BOISE STATE (1/27/21)
BLOCKED SHOTS	5	BOISE STATE (1/29/21)
	4	six times
TURNOVERS	22	FRESNO STATE (12/28/20)
	17	at San Diego State (1/4/21)
FOULS	26	FRESNO STATE (12/30/20)
	25	at San Diego State (1/4/21)

## Colorado State - TEAM GAME LOWS

POINTS	33	at Saint Mary's (CA) (12/19/20)
	64	at Utah State (1/19/21)
	65	at San Diego State (1/4/21)
	68	at Wyoming (2/6/21)
	70	at Santa Clara (12/22/20)
	70	at San Diego State (1/2/21)
FIELD GOALS MADE	12	at Saint Mary's (CA) (12/19/20)
	20	at San Diego State (1/4/21)
FIELD GOAL ATTEMPTS	44	FRESNO STATE (12/30/20)
	45	at Wyoming (2/6/21)
FIELD GOAL PERCENTAGE	.250 (12-48)	at Saint Mary's (CA) (12/19/20)
	.404 (21-52)	at Utah State (1/19/21)
3 PT FIELD GOALS MADE	2	at Saint Mary's (CA) (12/19/20)
	3	at Wyoming (2/6/21)
3 PT FG ATTEMPTS	15	at Saint Mary's (CA) (12/19/20)
	16	CSU PUEBLO (12/12/20)
	16	at Wyoming (2/4/21)
3 PT FG PERCENTAGE	.133 (2-15)	at Saint Mary's (CA) (12/19/20)
	.176 (3-17)	at Wyoming (2/6/21)
FREE THROWS MADE	6	vs San Jose State (1/16/21)
	7	at Saint Mary's (CA) (12/19/20)
FREE THROW ATTEMPTS	7	vs San Jose State (1/16/21)
	8	vs San Jose State (1/14/21)
FREE THROW PERCENTAGE	.583 (7-12)	at Saint Mary's (CA) (12/19/20)
	.692 (9-13)	UNLV (1/9/21)
REBOUNDS	24	UNLV (1/9/21)
	25	at Utah State (1/19/21)
ASSISTS	4	at Saint Mary's (CA) (12/19/20)
	7	at Wyoming (2/6/21)
STEALS	2	vs San Jose State (1/16/21)
	3	UNLV (1/7/21)
	3	UNLV (1/9/21)
	3	at Wyoming (2/4/21)
BLOCKED SHOTS	0	at Wyoming (2/6/21)
	1	at San Diego State (1/2/21)
	1	at San Diego State (1/4/21)
	1	vs San Jose State (1/14/21)
TURNOVERS	7	NORTHERN ARIZONA (12/14/20)
	9	CSU PUEBLO (12/12/20)
FOULS	7	at Saint Mary's (CA) (12/19/20)
	15	five times

## Opponent - GAME LOWS

POINTS	52	NORTHERN ARIZONA (12/14/20)
	53	at Saint Mary's (CA) (12/19/20)
	53	FRESNO STATE (12/28/20)
	56	BOISE STATE (1/27/21)
	57	at Santa Clara (12/22/20)
	57	vs San Jose State (1/14/21)
FIELD GOALS MADE	19	NORTHERN ARIZONA (12/14/20)
	20	FRESNO STATE (12/28/20)
FIELD GOAL ATTEMPTS	49	FRESNO STATE (12/28/20)
	52	at San Diego State (1/4/21)
FIELD GOAL PERCENTAGE	.343 (23-67)	FRESNO STATE (12/30/20)
	.344 (22-64)	vs San Jose State (1/14/21)
3 PT FIELD GOALS MADE	4	FRESNO STATE (12/28/20)
	5	NORTHERN ARIZONA (12/14/20)
	5	at Santa Clara (12/22/20)
	5	BOISE STATE (1/27/21)
3 PT FG ATTEMPTS	19	at Utah State (1/19/21)
	21	BOISE STATE (1/29/21)
3 PT FG PERCENTAGE	.174 (4-23)	FRESNO STATE (12/28/20)
	.179 (5-28)	at Santa Clara (12/22/20)
FREE THROWS MADE	2	at Saint Mary's (CA) (12/19/20)
	4	at Santa Clara (12/22/20)
FREE THROW ATTEMPTS	2	at Saint Mary's (CA) (12/19/20)
	7	vs San Jose State (1/14/21)
FREE THROW PERCENTAGE	.444 (4-9)	at Santa Clara (12/22/20)
	.467 (7-15)	vs San Jose State (1/16/21)
REBOUNDS	24	BOISE STATE (1/27/21)
	25	at Wyoming (2/6/21)
ASSISTS	5	vs San Jose State (1/14/21)
	6	vs San Jose State (1/16/21)
STEALS	2	at Santa Clara (12/22/20)
	4	CSU PUEBLO (12/12/20)
BLOCKED SHOTS	0	at Wyoming (2/6/21)
	1	three times
TURNOVERS	8	vs San Jose State (1/16/21)
	10	at San Diego State (1/2/21)
	10	UNLV (1/7/21)
FOULS	10	vs San Jose State (1/16/21)
	11	vs San Jose State (1/14/21)



## GAMES 19 & 20 - NEW MEXICO

### Colorado State - INDIVIDUAL GAME HIGHS

Points	27.....David Roddy vs Boise State (1/27/21)
	25.....Isaiah Stevens vs UNLV (1/7/21)
	25.....David Roddy vs CSU Pueblo (12/12/20)
	24.....Adam Thistlewood vs Boise State (1/29/21)
	23.....Isaiah Stevens vs Northern Arizona (12/14/20)
Field Goals Made	10.....David Roddy vs Boise State (1/27/21)
	8.....Adam Thistlewood vs Boise State (1/29/21)
	8.....David Roddy vs UNLV (1/9/21)
	8.....Isaiah Stevens vs UNLV (1/7/21)
	8.....Isaiah Stevens vs Northern Arizona (12/14/20)
Field Goal Att.	16.....David Roddy vs Boise State (1/27/21)
	16.....David Roddy vs CSU Pueblo (12/12/20)
FG Pct (min 5 made)	1.000 (6-6).....Kendle Moore vs CSU Pueblo (12/12/20)
	.857 (6-7).....Isaiah Stevens vs San Jose State (1/16/21)
3-Point FG Made	6.....Isaiah Stevens vs UNLV (1/9/21)
	5.....Adam Thistlewood vs Boise State (1/29/21)
	5.....Kendle Moore vs San Jose State (1/16/21)
	5.....Kendle Moore vs UNLV (1/7/21)
3-Point FG Att.	12.....Kendle Moore vs San Jose State (1/16/21)
	10.....Kendle Moore vs Fresno State (12/28/20)
3-Pt FG Pct (min 2 made)	1.000 (2-2).....John Tonje vs Boise State (1/27/21)
	1.000 (2-2).....Isaiah Stevens vs CSU Pueblo (12/12/20)
Free Throws Made	11.....Isaiah Stevens at Utah State (1/21/21)
	11.....David Roddy vs CSU Pueblo (12/12/20)
Free Throw Att.	13.....Isaiah Stevens at Utah State (1/21/21)
	13.....David Roddy vs CSU Pueblo (12/12/20)
FT Pct (min 3 made)	1.000 (8-8).....P.J. Byrd vs Fresno State (12/30/20)
	1.000 (6-6).....John Tonje at Wyoming (2/4/21)
	1.000 (5-5).....David Roddy vs San Jose State (1/14/21)
	1.000 (5-5).....David Roddy vs UNLV (1/7/21)
	1.000 (5-5).....Adam Thistlewood vs Fresno State (12/30/20)
	1.000 (5-5).....Adam Thistlewood vs Fresno State (12/28/20)
	1.000 (5-5).....Isaiah Stevens vs Fresno State (12/28/20)
	1.000 (5-5).....Isaiah Stevens vs Northern Arizona (12/14/20)
	1.000 (4-4).....Dischon Thomas at Wyoming (2/6/21)
	1.000 (4-4).....Adam Thistlewood at Utah State (1/19/21)
	1.000 (4-4).....Adam Thistlewood vs San Jose State (1/16/21)
	1.000 (4-4).....John Tonje at San Diego State (1/4/21)
	1.000 (4-4).....Isaiah Stevens at San Diego State (1/2/21)
	1.000 (4-4).....Isaiah Stevens at Santa Clara (12/22/20)
	1.000 (3-3).....Adam Thistlewood vs Boise State (1/29/21)
	1.000 (3-3).....John Tonje vs Boise State (1/27/21)
	1.000 (3-3).....Adam Thistlewood at San Diego State (1/4/21)
	1.000 (3-3).....John Tonje at San Diego State (1/2/21)
	1.000 (3-3).....David Roddy vs Northern Arizona (12/14/20)
Rebounds	15.....David Roddy vs Boise State (1/27/21)
	14.....David Roddy vs San Jose State (1/14/21)
Assists	10.....Isaiah Stevens vs Boise State (1/27/21)
	10.....Isaiah Stevens at San Diego State (1/4/21)
Steals	4.....Isaiah Stevens at Utah State (1/21/21)
	4.....Kendle Moore vs Northern Arizona (12/14/20)
Blocked Shots	2.....Adam Thistlewood vs Boise State (1/29/21)
	2.....Adam Thistlewood at Utah State (1/21/21)
	2.....David Roddy vs UNLV (1/9/21)
	2.....David Roddy vs UNLV (1/7/21)
	2.....Adam Thistlewood vs UNLV (1/7/21)
	2.....Adam Thistlewood vs Fresno State (12/30/20)
	2.....James Moors vs Fresno State (12/28/20)
Turnovers	8.....Isaiah Stevens vs Boise State (1/27/21)
	7.....Isaiah Stevens vs Boise State (1/29/21)
Fouls	5.....Isaiah Stevens at Wyoming (2/4/21)
	5.....P.J. Byrd vs San Jose State (1/14/21)
	5.....Dischon Thomas vs Fresno State (12/30/20)
	5.....James Moors vs Fresno State (12/28/20)
Minutes	40.....Isaiah Stevens at San Diego State (1/4/21)
	40.....Isaiah Stevens at San Diego State (1/2/21)
	39.....Isaiah Stevens vs Boise State (1/27/21)
	39.....Isaiah Stevens at Utah State (1/21/21)
	38.....Isaiah Stevens vs Boise State (1/29/21)
	38.....David Roddy at San Diego State (1/4/21)

### Opponent - INDIVIDUAL GAME HIGHS

Points	35.....Richard Washington vs San Jose State (1/14/21)
	29.....David Jenkins Jr. vs UNLV (1/9/21)
	28.....Bryce Hamilton vs UNLV (1/9/21)
	28.....Jordan Schakel at San Diego State (1/4/21)
	28.....Tre Brown vs CSU Pueblo (12/12/20)
Field Goals Made	13.....David Jenkins Jr. vs UNLV (1/9/21)
	12.....Richard Washington vs San Jose State (1/14/21)
Field Goal Att.	26.....Richard Washington vs San Jose State (1/14/21)
	26.....Bryce Hamilton vs UNLV (1/7/21)
FG Pct (min 5 made)	1.000 (5-5).....Devonaire Doutrive vs Boise State (1/29/21)
	1.000 (5-5).....Neemias Queta at Utah State (1/21/21)
3-Point FG Made	8.....Jordan Schakel at San Diego State (1/4/21)
	6.....Brock Miller at Utah State (1/19/21)
	6.....Richard Washington vs San Jose State (1/14/21)
3-Point FG Att.	13.....Richard Washington vs San Jose State (1/14/21)
	11.....Jordan Schakel at San Diego State (1/4/21)
3-Pt FG Pct (min 2 made)	1.000 (2-2).....Devonaire Doutrive vs Boise State (1/29/21)
	.727 (8-11).....Jordan Schakel at San Diego State (1/4/21)
Free Throws Made	8.....Abu Kigab vs Boise State (1/29/21)
	8.....Tre Brown vs CSU Pueblo (12/12/20)
Free Throw Att.	10.....Abu Kigab vs Boise State (1/29/21)
	9.....Neemias Queta at Utah State (1/19/21)
	9.....David Jenkins Jr. vs UNLV (1/7/21)
	9.....Orlando Robinson vs Fresno State (12/28/20)
FT Pct (min 3 made)	1.000 (8-8).....Tre Brown vs CSU Pueblo (12/12/20)
	1.000 (4-4).....Drake Jeffries at Wyoming (2/6/21)
	1.000 (4-4).....Kwane Marble II at Wyoming (2/4/21)
	1.000 (3-3).....Marcus Shaver Jr. vs Boise State (1/29/21)
	1.000 (3-3).....Steven Ashworth at Utah State (1/21/21)
	1.000 (3-3).....Neemias Queta at Utah State (1/21/21)
	1.000 (3-3).....Matt Mitchell at San Diego State (1/2/21)
Rebounds	15.....Cheikh Mbacke Diong vs UNLV (1/9/21)
	15.....Orlando Robinson vs Fresno State (12/30/20)
Assists	9.....Rollie Worster at Utah State (1/19/21)
	7.....Lian Ramiro vs CSU Pueblo (12/12/20)
Steals	4.....Terrell Gomez at San Diego State (1/2/21)
	3.....Kwane Marble II at Wyoming (2/6/21)
	3.....RayJ Dennis vs Boise State (1/27/21)
	3.....Jalen Dalcourt vs San Jose State (1/14/21)
	3.....Bryce Hamilton vs UNLV (1/7/21)
	3.....Mitchell Saxen at Saint Mary's (CA) (12/19/20)
	3.....Luke Avdaloovic vs Northern Arizona (12/14/20)
Blocked Shots	4.....Abu Kigab vs Boise State (1/29/21)
	3.....Neemias Queta at Utah State (1/19/21)
	3.....Nathan Mensah at San Diego State (1/4/21)
Turnovers	6.....Ralph Agee vs San Jose State (1/14/21)
	5.....Matt Mitchell at San Diego State (1/2/21)
	5.....Christian Carlyle at Santa Clara (12/22/20)
Fouls	5.....Marcus Williams at Wyoming (2/6/21)
	5.....Marco Anthony at Utah State (1/21/21)
	5.....Edoardo Del Cadia vs UNLV (1/7/21)
	5.....Nick Blake vs UNLV (1/7/21)
	5.....Jordan Schakel at San Diego State (1/2/21)
	5.....Deon Stroud vs Fresno State (12/30/20)
	5.....Bryce Sanchious vs CSU Pueblo (12/12/20)

## Colorado State Team Game-by-Game Comparison

Opponent	1st	2nd	Score	Mar	Total FG	FG Pct	3-Pointers	3FG Pct	Free Throws	FT Pct	Rebounds	Mar	Assist	TOver	Block	Steal	Fouls
CSU Pueblo	40/42	49/35	89-77	+12	30-58/27-64	.517/.422	6-16/11-29	.375/.379	23-29/12-17	.793/.706	35/34	+1	18/14	9/12	2/3	8/4	18/23
Northern Arizona	35/32	56/20	91-52	+39	34-62/19-53	.548/.358	11-22/5-24	.500/.208	12-16/9-11	.750/.818	37/27	+10	20/8	7/15	4/4	6/5	15/15
at Saint Mary's (Calif.)	17/33	16/20	33-53	(20)	12-48/22-60	.250/.367	2-15/7-31	.133/.226	7-12/2-2	.583/1.000	30/41	(11)	4/14	16/14	2/4	6/13	7/20
at Santa Clara	31/25	39/32	70-57	+13	25-60/24-66	.417/.364	10-32/5-28	.313/.179	10-13/4-9	.769/.444	39/43	(4)	13/14	14/16	2/3	7/2	17/19
Fresno State*	33/22	42/31	75-53	+22	24-50/20-49	.480/.408	12-28/4-23	.429/.174	15-21/9-19	.714/.474	31/35	(4)	17/7	15/22	3/1	8/6	20/19
Fresno State*	41/17	40/42	81-59	+22	23-44/23-67	.523/.343	9-22/6-30	.409/.200	26-32/7-14	.813/.500	36/34	+2	17/11	18/14	3/2	5/5	15/26
at San Diego State*	33/40	37/27	70-67	+3	24-57/23-57	.421/.404	11-27/14-30	.407/.467	11-13/7-12	.846/.583	39/31	+8	16/18	13/10	1/3	4/9	15/17
at San Diego State*	24/50	41/28	65-78	(13)	20-47/29-52	.426/.558	7-20/14-27	.350/.519	18-25/6-11	.720/.545	27/30	(3)	15/18	17/17	1/4	7/8	16/25
UNLV*	34/35	40/36	74-71	+3	23-55/28-67	.418/.418	12-30/7-25	.400/.280	16-22/8-14	.727/.571	33/45	(12)	13/13	10/10	7/1	3/8	15/24
UNLV*	39/36	44/44	83-80	+3	29-54/31-62	.537/.500	16-29/6-23	.552/.261	9-13/12-15	.692/.800	24/34	(10)	19/10	13/13	2/4	3/5	16/18
at San Jose State*	46/26	44/31	90-57	+33	35-64/22-64	.547/.344	12-32/8-25	.375/.320	8-8/5-7	1.000/.714	42/31	+11	16/5	14/15	1/2	9/6	15/11
at San Jose State*	42/28	46/33	88-61	+27	35-68/24-63	.515/.381	12-34/6-22	.353/.273	6-7/7-15	.857/.467	47/30	+17	15/6	10/8	2/4	2/5	18/10
at Utah State*	29/44	35/39	64-83	(19)	21-52/26-57	.404/.456	9-27/10-19	.333/.526	13-18/21-28	.722/.750	25/44	(19)	16/20	15/14	3/4	5/7	21/17
at Utah State*	37/35	47/41	84-76	+8	25-50/27-64	.500/.422	9-20/8-31	.450/.258	25-29/14-22	.862/.636	32/35	(3)	18/17	13/15	4/2	9/6	23/23
Boise State*	40/25	38/31	78-56	+22	29-52/21-55	.558/.382	8-20/5-23	.400/.217	12-16/9-15	.750/.600	40/24	+16	17/11	19/15	2/2	8/10	18/12
Boise State*	39/38	38/47	77-85	(8)	29-58/29-55	.500/.527	9-22/9-21	.409/.429	10-12/18-30	.833/.600	31/30	+1	16/18	18/13	2/5	5/9	19/16
at Wyoming*	32/38	42/34	74-72	+2	27-49/26-61	.551/.426	6-16/10-36	.375/.278	14-16/10-15	.875/.667	33/27	+6	10/16	18/13	2/1	3/5	19/17
at Wyoming*	39/29	29/30	68-59	+9	23-45/21-54	.511/.389	3-17/6-26	.176/.231	19-25/11-16	.760/.688	39/25	+14	7/9	17/13	0/0	8/7	16/19
New Mexico*																	
New Mexico*																	
Northern Colorado																	
at Nevada*																	
at Nevada*																	
Air Force*																	
Air Force*																	
MW Tournament																	

Note: Game Totals Are Displayed In The Format Team/Opponent For Each Category

## Colorado State Men's Basketball Records - Individual CSU Career History - 2020-21 Returners Only (as of Feb. 7, 2021)

BYRD, PJ (CSU only)				Total			3-Point			F-Throw			Rebounds													
Year	GP	GS	Min	Avg	FG	FGA	Pct	FG	FGA	Pct	FT	FTA	Pct	Off	Def	Tot	Avg	PF	FO	Ast	TO	Blk	Stl	Pts	Avg	
2019-20	8	0	65	8.1	7	16	.438	4	7	.571	6	7	.857	3	6	9	1.1	12	0	10	5	0	3	24	3.0	
2020-21	18	0	227	12.6	16	35	.457	7	21	.333	17	18	.944	2	12	14	0.8	28	1	20	13	1	5	56	3.1	
TOTAL	26	0	292	11.2	23	51	.451	11	28	.393	23	25	.920	5	18	23	0.9	40	1	30	18	1	8	80	3.1	

MOORE,Kendle				Total				3-Point			F-Throw			Rebounds													
Year	GP	GS	Min	Avg	FG	FGA	Pct	FG	FGA	Pct	FT	FTA	Pct	Off	Def	Tot	Avg	PF	FO	Ast	TO	Blk	Stl	Pts	Avg		
2018-19	32	31	934	29.2	98	205	.478	34	106	.321	45	57	.789	5	73	78	2.4	87	0	86	53	3	42	275	8.6		
2019-20	32	32	968	30.3	93	203	.458	60	138	.435	42	58	.724	6	65	71	2.2	62	0	69	38	0	42	288	9.0		
2020-21	17	17	495	29.1	64	129	.496	35	83	.422	19	22	.864	3	40	43	2.5	41	0	33	32	0	26	182	10.7		
TOTAL	81	80	2397	29.6	255	537	.475	129	327	.394	106	137	.774	14	178	192	2.4	190	0	188	123	3	110	745	9.2		

RODDY, David				Total				3-Point			F-Throw			Rebounds													
Year	GP	GS	Min	Avg	FG	FGA	Pct	FG	FGA	Pct	FT	FTA	Pct	Off	Def	Tot	Avg	PF	FO	Ast	TO	Blk	Stl	Pts	Avg		
2019-20	32	19	818	25.6	131	282	.465	15	77	.195	88	119	.739	54	124	178	5.6	76	4	57	64	24	20	365	11.4		
2020-21	18	17	558	31.0	99	192	.516	18	54	.333	70	92	.761	37	131	168	9.3	40	0	47	43	14	16	286	15.9		
TOTAL	50	36	1376	27.5	230	474	.485	33	131	.252	158	211	.749	91	255	346	6.9	116	4	104	107	38	36	651	13.0		

STEVENS, Isaiah				Total				3-Point			F-Throw			Rebounds													
Year	GP	GS	Min	Avg	FG	FGA	Pct	FG	FGA	Pct	FT	FTA	Pct	Off	Def	Tot	Avg	PF	FO	Ast	TO	Blk	Stl	Pts	Avg		
2019-20	32	32	1046	32.7	147	315	.467	46	121	.380	84	103	.816	13	86	99	3.1	44	0	144	71	2	26	424	13.3		
2020-21	18	18	629	34.9	92	198	.465	28	66	.424	56	63	.889	6	81	87	4.8	36	1	107	61	0	24	268	14.9		
TOTAL	50	50	1675	33.5	239	513	.466	74	187	.396	140	166	.843	19	167	186	3.7	80	1	251	132	2	50	692	13.8		

THISTLEWOOD,Adam				Total		3-Point			F-Throw			Rebounds													
Year	GP	GS	Min	Avg	FG	FGA	Pct	FG	FGA	Pct	FT	FTA	Pct	Off	Def	Tot	Avg	PF	FO	Ast	TO	Blk	Stl	Pts	Avg
2018-19	32	25	938	29.3	90	202	.446	53	137	.387	42	53	.792	25	67	92	2.9	74	0	31	29	9	18	275	8.6
2019-20	29	28	791	27.3	90	206	.437	57	145	.393	60	75	.800	19	75	94	3.2	58	1	18	27	4	20	297	10.2
2020-21	18	18	540	30.0	54	121	.446	32	87	.368	30	35	.857	4	60	64	3.6	33	0	9	10	14	11	170	9.4
TOTAL	79	71	2269	28.7	234	529	.442	142	369	.385	132	163	.810	48	202	250	3.2	165	1	58	66	27	49	742	9.4

THOMAS, Dischon				Total			3-Point			F-Throw			Rebounds													
Year	GP	GS	Min	Avg	FG	FGA	Pct	FG	FGA	Pct	FT	FTA	Pct	Off	Def	Tot	Avg	PF	FO	Ast	TO	Blk	Stl	Pts	Avg	
2019-20	32	0	309	9.7	47	72	.653	2	5	.400	27	39	.692	23	46	69	2.2	35	0	14	20	5	5	123	3.8	
2020-21	18	7	235	13.1	31	66	.470	11	23	.478	17	26	.654	13	40	53	2.9	48	1	8	17	4	5	90	5.0	
TOTAL	50	7	544	10.9	78	138	.565	13	28	.464	44	65	.677	36	86	122	2.4	83	1	22	37	9	10	213	4.3	

TONJE, John				Total				3-Point			F-Throw			Rebounds							
-------------	--	--	--	-------	--	--	--	---------	--	--	---------	--	--	----------	--	--	--	--	--	--	--





## Last Time Out - Colorado State at Wyoming -- 2/6/2021

Official Basketball Box Score -- Game Totals -- Final Statistics

Colorado State vs Wyoming

2/6/21 4:00 pm at Laramie, Wyo. (Arena-Auditorium)

## VISITORS: Colorado State 14-4,11-3 MW

##	Player		tot-fg		3-pt	ft	fta	rebounds			pf	tp	a	to	blk	s	min
			fg	fga				of	de	tot							
10	James Moors	f	2	3	0	1	0	0	2	2	4	1	4	0	2	0	1
21	David Roddy	f	5	7	0	1	5	6	1	10	4	15	1	3	0	1	26
31	Adam Thistlewood	f	2	4	0	2	0	3	0	8	1	4	1	3	0	1	34
03	Kendle Moore	g	3	7	1	3	2	2	0	1	3	9	1	2	0	2	29
04	Isaiah Stevens	g	4	12	1	4	5	6	1	3	4	14	0	4	0	1	37
01	John Tonje		4	5	1	2	1	2	2	2	2	10	1	1	0	2	25
05	P.J. Byrd		1	4	0	3	2	2	0	2	1	4	2	0	0	0	14
11	Dischon Thomas		2	3	0	1	4	4	1	0	3	8	1	1	0	0	16
23	Isaiah Rivera		0	0	0	0	0	0	0	0	0	0	0	0	0	0	3
TEAM								1	3	4				1			
Totals.....			23	45	3	17	19	25	8	31	39	16	68	7	17	0	8

TOTAL FG% 1st Half: 16-29 55.2% 2nd Half: 7-16 43.8% Game: 51.1% DEADBALL  
 3-Pt. FG% 1st Half: 3-11 27.3% 2nd Half: 0-6 0.0% Game: 17.6% REBOUNDS  
 F Throw % 1st Half: 4-5 80.0% 2nd Half: 15-20 75.0% Game: 76.0% 1

## HOME TEAM: Wyoming 10-9,4-8 MW

##	Player		tot-fg		3-pt	ft	fta	rebounds			pf	tp	a	to	blk	s	min
			fg	fga				of	de	tot							
33	Graham Ike	f	6	11	0	0	1	3	3	6	9	3	13	2	4	0	26
01	Marcus Williams	g	4	12	0	4	0	1	0	0	5	8	4	2	0	1	23
03	Kwane Marble II	g	2	5	1	4	1	2	1	1	0	6	2	0	0	3	28
24	Hunter Maldonado	g	3	8	0	2	3	4	0	6	3	9	0	1	0	0	36
53	Xavier DuSell	g	2	8	1	7	0	0	0	2	4	5	1	2	0	1	35
00	Drake Jeffries		3	7	3	7	4	4	0	3	1	13	0	1	0	0	33
10	Hunter Thompson		1	3	1	2	0	0	0	0	3	3	0	2	0	2	15
25	Jeremiah Oden		0	0	0	2	2	1	0	1	0	2	0	1	0	0	4
TEAM								1	1	2							
Totals.....			21	54	6	26	11	16	6	19	25	19	59	9	13	0	7

TOTAL FG% 1st Half: 9-25 36.0% 2nd Half: 12-29 41.4% Game: 38.9% DEADBALL  
 3-Pt. FG% 1st Half: 3-14 21.4% 2nd Half: 3-12 25.0% Game: 23.1% REBOUNDS  
 F Throw % 1st Half: 8-11 72.7% 2nd Half: 3-5 60.0% Game: 68.8% 1

Officials: Rick O'Neill, Kelly Self, Larry Spaulding  
 Technical fouls: Colorado State-None. Wyoming-None.  
 Attendance: 2000

Score by Periods	1st	2nd	Total
Colorado State	39	29	68
Wyoming	29	30	59

Points in the paint-CSU 30,UW 30. Points off turnovers-CSU 16,UW 18.  
 2nd chance points-CSU 6,UW 4. Fast break points-CSU 7,UW 4.  
 Bench points-CSU 22,UW 18. Score tied-0 times. Lead changed-1 time.

Last FG-CSU 2nd-00:43, UW 2nd-02:27.  
 Largest lead-CSU by 18 1st-08:47, UW by 1 1st-19:37.  
 CSU led for 38:37. UW led for 01:00. Game was tied for 00:23.



# Last Year's Meeting - Colorado State vs. New Mexico -- 1/15/2020

Official Basketball Box Score -- Game Totals -- Final Statistics

New Mexico vs Colorado State

01/15/20 7:00 pm at Fort Collins, Colo. (Moby Arena)

## VISITORS: New Mexico 15-4, 4-2 MW

		tot-fg		3-pt		rebounds												
##	Player	fg	fga	fg	fga	ft	fta	of	de	tot	pf	tp	a	to	blk	s	min	
01	Corey Manigault	f	3	7	0	2	2	3	0	1	1	3	8	0	4	0	1	23
00	Zane Martin	g	7	11	2	3	1	2	0	0	0	1	17	4	1	0	1	28
02	Vance Jackson	g	2	4	0	1	0	0	1	2	3	0	4	2	0	0	0	14
05	Jaquan Lyle	g	4	8	1	4	0	0	0	5	5	4	9	1	8	0	3	28
10	Makuach Maluach	g	3	11	0	3	1	1	1	0	1	1	7	0	1	0	1	21
03	Keith McGee		2	3	0	0	0	1	0	0	0	1	4	0	1	0	1	17
04	Tavian Percy		2	4	0	0	2	2	0	1	1	0	6	0	1	0	0	18
14	Vante Hendrix		2	4	1	3	0	0	2	3	5	1	5	2	5	1	3	27
20	Clay Patterson		0	0	0	0	0	0	0	1	1	0	0	0	0	0	0	2
23	Emmanuel Kuac		3	4	2	2	0	0	0	3	3	4	8	0	0	0	1	12
30	Kurt Wegscheider		2	3	0	0	0	2	1	0	1	0	4	1	0	0	2	6
33	Jordan Arroyo		0	0	0	0	0	0	0	0	0	0	0	0	0	0	0	4
TEAM								1	1	2								
Totals.....			30	59	6	18	6	11	6	17	23	15	72	10	21	1	13	200

TOTAL FG% 1st Half: 15-33 45.5% 2nd Half: 15-26 57.7% Game: 50.8% DEADBALL  
 3-Pt. FG% 1st Half: 3-13 23.1% 2nd Half: 3-5 60.0% Game: 33.3% REBOUNDS  
 F Throw % 1st Half: 0-0 0.0% 2nd Half: 6-11 54.5% Game: 54.5% 1

## HOME TEAM: Colorado State 12-7, 3-3 MW

			tot-fg		3-pt		rebounds												
##	Player		fg	fga	fg	fga	ft	fta	of	de	tot	pf	tp	a	to	blk	s	min	
21	David Roddy	f	4	8	2	4	2	2	2	4	6	2	12	2	3	0	1	29	
31	Adam Thistlewood	f	6	7	4	5	0	0	0	1	1	1	16	1	2	0	0	21	
32	Nico Carvacho	c	6	11	0	0	0	0	3	7	10	0	12	5	2	0	2	26	
03	Kendle Moore	g	5	7	4	4	3	3	0	1	1	2	17	1	2	0	4	23	
04	Isaiah Stevens	g	7	10	5	6	0	0	0	3	3	2	19	8	3	0	0	31	
00	Hyron Edwards		0	1	0	0	0	0	0	1	1	1	0	2	1	0	0	13	
01	Kris Martin		3	5	2	4	0	0	0	5	5	0	8	3	2	1	3	18	
05	P.J. Byrd		1	3	0	1	1	1	1	1	2	3	3	1	1	0	1	11	
11	Dischon Thomas		3	5	0	0	2	2	2	3	5	0	8	3	3	1	1	14	
22	Kyle Lukasiewicz		0	0	0	0	0	0	0	0	0	0	0	0	0	0	0	2	
23	John Tonje		3	7	2	4	2	3	0	1	1	2	10	1	0	0	0	12	
TEAM									1		1								
Totals.....			38	64	19	28	10	11	9	27	36	13	105	27	19	2	12	200	

TOTAL FG% 1st Half: 21-37 56.8% 2nd Half: 17-27 63.0% Game: 59.4% DEADBALL  
 3-Pt. FG% 1st Half: 11-16 68.8% 2nd Half: 8-12 66.7% Game: 67.9% REBOUNDS  
 F Throw % 1st Half: 3-3 100% 2nd Half: 7-8 87.5% Game: 90.9% 1

Officials: Larry Spaulding, Verne Harris, John Higgins  
 Technical fouls: New Mexico-None. Colorado State-None.  
 Attendance: 2502

Score by Periods	1st	2nd	Total
New Mexico	33	39	72
Colorado State	56	49	105

Points in the paint-UNM 44,CSU 30. Points off turnovers-UNM 19,CSU 20.  
 2nd chance points-UNM 5,CSU 12. Fast break points-UNM 14,CSU 29.  
 Bench points-UNM 27,CSU 29. Score tied-0 times. Lead changed-3 times.

Last FG-UNM 2nd-00:25, CSU 2nd-01:44.  
 Largest lead-UNM by 2 1st-19:40, CSU by 39 2nd-01:44.  
 UNM led for 00:27. CSU led for 39:13. Game was tied for 00:20.



## NEW MEXICO - 48-78

Conference: 47-71 (Home: 35-26 / Away: 12-50 / Neutral: 1-2)

Date	Loc.	W/L	Score	Att.	Date	Loc.	W/L	Score	Att.	Date	Loc.	W/L	Score	Att.
# 12/20/1940	Neutral	W	53-39		* 2/4/1978	Home (#10)	L	82-91	11642	* 1/10/2000	Home	L	70-71	4609
* 1/5/1952	Away	L	63-64		* 3/2/1978	Away (#8)	L	88-111	18101	* 3/2/2000	Away	L	68-76	17497
* 1/12/1952	Home	W	85-60		* 1/18/1979	Away	L	76-94	14878	* 1/27/2001	Away	L-ot	71-72	17229
* 1/3/1953	Home	W	85-66		* 2/17/1979	Home	L	69-77	5245	* 2/24/2001	Home	L	51-54	4358
* 1/16/1953	Away	L	56-72		* 1/12/1980	Home	W	82-68		@ 3/8/2001	Neutral	L	65-76	7428
* 1/2/1954	Home	W	77-51		* 2/7/1980	Away	L-ot	79-80		* 1/28/2002	Home	L	64-70	3718
* 1/16/1954	Away	W	67-60		* 1/9/1981	Home	L	75-80	3341	* 2/23/2002	Away	L	60-72	16832
* 1/14/1955	Home	W	81-59		* 2/14/1981	Away	L	51-68	16323	* 1/13/2003	Home	W	74-58	5389
* 2/19/1955	Away	L	65-70		* 1/29/1982	Away	L	58-67	15752	* 2/17/2003	Away	L	72-82	14520
* 1/6/1956	Home	W	67-52		* 2/13/1982	Home	L	62-64	5399	* 2/7/2004	Away	L	51-63	16101
* 2/24/1956	Away	W-ot	75-67		* 1/13/1983	Away	L	58-68	15831	* 3/6/2004	Home	W	76-66	4107
* 1/5/1957	Away	L	62-70		* 2/12/1983	Home	W	85-70	4350	* 2/5/2005	Home	L	47-55	4434
* 2/23/1957	Home	W	78-54		* 1/21/1984	Home	L	47-55	5064	* 3/5/2005	Away	L	61-72	18018
* 1/11/1958	Home	W	77-58		* 2/18/1984	Away	L	50-61	17950	* 1/7/2006	Away	L	75-83	16201
* 1/25/1958	Away	W	48-41		* 1/28/1985	Away	L	42-44	16584	* 2/8/2006	Home	L	78-80	3011
* 1/24/1959	Away	W	67-56		* 2/2/1985	Home	W	61-52	6458	* 1/6/2007	Away	W	88-79	12788
* 2/13/1959	Home	W	74-55		^ 3/6/1985	Away	L	56-62	12272	* 2/3/2007	Home	L	66-70	5796
* 1/9/1960	Home	W	88-67		* 1/11/1986	Home	W	65-58	5071	* 2/5/2008	Away	L	51-91	12422
* 1/23/1960	Away	W	77-63		* 1/24/1986	Away	L	51-64	17607	* 3/8/2008	Home	L	52-71	3318
* 1/21/1961	Away	W	60-53		* 1/24/1987	Away	L	54-75	16161	* 1/28/2009	Away	L	50-68	13157
* 2/10/1961	Home	W	90-61		* 2/21/1987	Home	L	61-62	4712	* 2/28/2009	Home	L-2ot	79-81	3023
* 1/5/1962	Home	W	67-41		^ 3/5/1987	Away	L	77-92	12781	* 1/23/2010	Away	L	64-82	13707
* 1/20/1962	Away	W	74-58		* 2/1/1988	Away	L	51-60	15700	* 2/23/2010	Home	L	66-72	4303
12/20/1962	Away	L	46-56		* 2/18/1988	Home	W	61-60	5008	* 1/12/2011	Away	L	61-68	14303
12/6/1963	Home	L	53-55		* 1/12/1989	Home	W	64-62	8667	* 2/12/2011	Home	W	68-62	6425
% 12/30/1966	Away	L	49-64		* 1/26/1989	Away	L-ot	62-65	17970	@ 3/10/2011	Neutral	L	61-67	14697
* 1/10/1970	Home	W	79-62		* 1/6/1990	Away	L	61-63	17699	* 1/25/2012	Away	L	52-85	14089
* 2/12/1970	Away	W	64-57		* 2/8/1990	Home	W	75-71	8671	* 2/21/2012	Home	W	71-63	4444
* 1/30/1971	Home	W	79-71	6965	* 1/3/1991	Away	L	46-54	17811	* 1/23/2013	Away	L	61-66	15411
* 2/25/1971	Away	W	68-67	12942	* 2/7/1991	Home	W	66-61	7114	* 2/23/2013	Home	L	82-91	8745
* 1/7/1972	Home	W	93-65		* 2/8/1992	Away	L	47-61	16022	* 1/4/2014	Away	L	73-80	15411
* 2/12/1972	Away	L-ot	75-77		* 2/27/1992	Home	L	56-60	7122	* 1/25/2014	Home	L	66-68	5592
* 1/27/1973	Home (#19)	W	76-67		* 1/21/1993	Away	W-ot	67-65	15307	* 1/3/2015	Away	L	53-66	15225
* 2/22/1973	Away (#15)	L	72-93		* 2/11/1993	Home	W	67-50	6283	* 2/10/2015	Home	W	70-59	5812
* 1/26/1974	Away	L	49-54	14692	* 1/20/1994	Home	W	72-70	7569	* 2/23/2016	Home	W	86-69	3148
* 2/22/1974	Home	L	65-67	7250	* 2/12/1994	Away	L	59-82	17964	* 1/14/2017	Home	L	71-84	3418
* 1/11/1975	Away	L	70-85	14807	* 1/12/1995	Away	L	68-71	16302	* 2/21/2017	Away	W	68-56	12078
* 2/14/1975	Home	W	58-53	5948	* 2/16/1995	Home	L	74-91	5727	* 1/27/2018	Away	L	65-80	12438
* 1/9/1976	Home	L	71-80	7120	* 1/15/1996	Home	L	65-67	7339	* 2/28/2018	Home	L	87-108	2917
* 2/14/1976	Away	L	75-84	15741	* 2/19/1996	Away	L	66-78	15897	* 1/12/2019	Home	W	91-76	3057
* 2/3/1977	Away	L	64-73	15694	* 1/12/1998	Home	L	64-78	6277	* 3/2/2019	Away	L	65-77	11207
* 3/5/1977	Home	W	78-64	6185	* 2/7/1998	Away	L	62-77	17914	* 1/15/20	Home	W	105-72	2502

# Basketball Clinic Tournament (Denver, Colo.)  
 % Lobo Invitational Tournament (Albuquerque, N.M.)  
 ^ WAC Tournament (Albuquerque, N.M.)  
 @ MW Tournament (Thomas & Mack Center - Las Vegas, Nev.)

	CSU	Opp
Most Points Win:	93	111
Most Points Loss:	88	79
Fewest Points Win:	48	44
Fewest Points Loss:	42	39
Margin of Victory:	29	23
Winning Streak:	11	14
	(1957-62)	(1994-02)

## CAREER STATISTICS VS. NEW MEXICO

#	Player	TOTAL							3-PTS			REBOUNDS														
		GP	GS	Min	Avg	FG	FGA	Pct	3FG	FGA	Pct	FT	FTA	Pct	Off	Def	Tot	Avg	PF	FO	A	TO	Blk	Stl	Pts	Avg
04	Isaiah Stevens	1	1	31	31.0	7	10	.700	5	6	.833	0	0	.000	0	3	3	3.0	2	0	8	3	0	0	19	19.0
31	Adam Thistlewood	3	3	80	26.7	15	21	.714	10	16	.625	6	6	1.000	0	5	5	1.7	9	0	1	3	0	2	46	15.3
21	David Roddy	1	1	29	29.0	4	8	.500	2	4	.500	2	2	1.000	2	4	6	6.0	2	0	2	3	0	1	12	12.0
03	Kendle Moore	3	3	93	31.0	10	20	.500	5	9	.556	7	9	.778	0	6	6	2.0	9	0	11	6	0	6	32	10.7
01	John Tonje	1	0	12	12.0	3	7	.429	2	4	.500	2	3	.667	0	1	1	1.0	2	0	1	0	0	0	10	10.0
11	Dischon Thomas	1	0	14	14.0	3	5	.600	0	0	.000	2	2	1.000	2	3	5	5.0	0	0	3	3	1	1	8	8.0
05	P.J. Byrd	1	0	11	11.0	1	3	.333	0	1	.000	1	1	1.000	1	1	2	2.0	3	0	1	1	0	1	3	3.0



# THIS YEAR'S BOX SCORES - GAMES 1-3

## Game 1 - Colorado State 89, CSU Pueblo 77 Dec. 12, 2020 - Fort Collins, Colo. (Moby Arena)

CSU Pueblo												
Player	fg-a	3p-a	ft-a	reb.	o-d	tot	pf	tp	a	to	blk	s
De Shaun Cooper	f 6-7	0-0	1-5	2-5	7	3	13	0	2	1	0	28
Tre Brown	g 8-17	4-7	8-8	0-2	2	0	28	1	1	0	0	28
David Simental	g 2-7	2-5	3-4	0-1	1	1	9	3	2	0	1	33
Alex Reed	g 2-5	0-1	0-0	3-1	4	4	2	0	0	1	1	15
Tristan Hurdle	g 4-9	4-7	0-0	0-2	2	3	12	1	0	0	1	24
Julian Lucero	0-0	0-0	0-0	0-0	0	0	0	0	0	0	0	0+
Bryce Sanchious	1-2	0-0	0-0	2-3	5	5	2	0	0	0	0	18
Gus Wright	0-0	0-0	0-0	0-1	1	1	0	0	0	0	0	3
Lian Ramiro	1-9	0-4	0-0	0-1	1	2	7	2	7	2	0	23
Manny N'Tula	0-0	0-0	0-0	0-0	0	0	0	0	0	0	0	0+
Jaedon Bowles	0-1	0-1	0-0	0-1	1	1	0	0	0	0	0	11
Kristian Lafayette	3-7	1-4	0-0	1-5	6	3	7	0	1	2	0	15
Alex Gager	0-0	0-0	0-0	0-0	0	0	0	0	0	0	0	2
Micah Lamberth	0-0	0-0	0-0	0-0	0	0	0	0	0	0	0	0+
Eric Williams	0-0	0-0	0-0	0-0	0	0	0	0	0	0	0	0+
TEAM				3-1	4							
<b>Totals</b>	<b>27-64</b>	<b>11-29</b>	<b>12-17</b>	<b>11-23</b>	<b>34</b>	<b>23</b>	<b>77</b>	<b>14</b>	<b>12</b>	<b>3</b>	<b>4</b>	<b>201</b>
TOTAL FG% 1st Half: 16-38 42.1% 2nd Half: 11-26 42.3% Game: 42.2% DEADBALL												
3-Pt. FG% 1st Half: 7-18 38.9% 2nd Half: 4-11 36.4% Game: 37.9% REBOUNDS												
F Throw % 1st Half: 3-6 50.0% 2nd Half: 9-11 81.8% Game: 70.6% 3												

Colorado State (1-0)				reb.								
Player	fg-a	3p-a	ft-a	o-d	tot	pf	tp	a	to	blk	s	min
Dischon Thomas	f 2-5	0-1	1-2	2-5	7	3	5	0	2	0	0	21
David Roddy	f 7-16	0-3	11-13	3-9	12	0	25	3	0	1	2	33
Adam Thistlewood	f 4-9	3-7	5-6	0-2	2	0	16	3	0	1	0	27
Kendle Moore	g 6-6	1-1	0-0	0-1	1	4	13	3	2	0	2	25
Isaiah Stevens	g 7-13	2-2	2-2	1-3	4	18	6	1	0	3	36	
John Tonje	1-3	0-1	2-2	0-4	1	4	0	0	3	0	1	15
P.J. Byrd	0-0	0-0	0-0	0-0	0	2	0	1	0	0	0	12
James Moors	1-1	0-0	1-2	0-2	2	3	3	2	1	0	0	19
Isaiah Rivera	2-5	0-1	1-2	0-1	1	5	0	0	0	0	0	12
TEAM				1-1	2							
Totals	30-58	6-16	23-29	7-28	35	18	89	18	9	2	8	200

Officials: Wilson Holland, Doran Gotschall, Brad Ferrie  
Technical fouls: CSU Pueblo-None, Colorado State-None.

Score by Periods	1st	2nd	Total
CSU Pueblo	42	35	77
Colorado State	40	49	89

Points in the paint-CSU-P 28, CSU 42. Points off turnovers-CSU-P 13, CSU 19.  
2nd chance points-CSU-P 15, CSU 11. Fast break points-CSU-P 3, CSU 22.  
Bench points-CSU-P 11, CSU 12. Score tied-4 times. Lead changed-6 times.

Last FG-CSU-P 2nd-02:37, CSU 2nd-00:20.  
Largest lead-CSU-P by 5 1st-07:13, CSU by 15 2nd-06:03.  
CSU-P led for 06:54. CSU led for 31:14. Game was tied for 01:52.

**FORT COLLINS, Colo.** – In the latest opener for the program since World War II, Colorado State put it together in the second half and came away with an 89-77 win over a pesky CSU Pueblo squad on Saturday afternoon in Moby Arena. The Rams made their latest start since 1942-43 due to the worldwide pandemic that delayed the start of the season nationally and then kept the team off the floor for almost three weeks due to positive cases.

The two teams went back and forth in the opening 20 minutes, as CSU Pueblo led by two at the break, 42-40. Junior guard Kendle Moore came out and canned a triple on the opening possession of the second half and the Rams never trailed the remainder of the game. The CSU lead grew to as many as 15 in the closing minutes.

Colorado State finished at 51.7 percent (30-of-58) from the field but just 37.5 percent (6-of-16) from the arc. CSU Pueblo was 42.2 percent (27-of-64) from the floor and 37.9 percent (11-of-29) on threes. CSU was a solid 23-of-29 (79.3 percent) from the free throw line, while the ThunderWolves were 12-of-17 (70.6 percent). CSU had a slight edge in rebounds, 35-34, and outscored the visitors 19-13 off turnovers.

The Rams had four players in double figures, led by sophomore guard/forward David Roddy with 25 points and 12 rebounds. Sophomore Isaiah Stevens added 18 points, six assists and three steals, while juniors Adam Thistlewood and Moore chipped in 16 and 13, respectively. CSU Pueblo was paced by Tre Brown's 28 points.

### STAT OF THE GAME

• The Rams were aggressive in the paint, outscoring the ThunderWolves 42-28 in the interior.

### NOTES

- CSU has now won all seven meetings between the two schools, all of them occurring in Fort Collins.
- The Rams are now 89-28 in season openers (66-17 in the modern era), including 64-15 at home.
- On home openers, CSU is now 92-25 (70-12 since 1937-38 in the NCAA modern era).
- CSU has won 13 straight season openers and 39 consecutive home openers.
- Roddy's double-double was the third of his career.
- This was Stevens' 15th career game with five or more assists (CSU is 12-3) and the 23rd time in just 33 games that he has led the team in assists.
- Moore extended his career-long mark for consecutive games with a three to 18.
- Head coach Niko Medved is now 6-2 in season openers.

## Game 2 - Colorado State 91, Northern Arizona 52 Dec. 14, 2020 - Fort Collins, Colo. (Moby Arena)

Northern Arizona (0-3)												
Player	fg-a	3p-a	ft-a	reb.	o-d	tot	pf	tp	a	to	blk	s
Nik Mains	f 3-3	1-1	1-1	0-1	1	4	8	1	1	0	0	18
Carson Towt	f 2-3	0-0	1-2	1-6	7	1	5	2	1	0	0	23
Jay Green	g 0-2	0-2	0-0	1-1	2	1	0	1	1	0	0	22
Cameron Shelton	g 6-16	1-6	5-6	0-2	2	1	18	1	3	0	1	34
Luke Ayvaldion	g 4-9	2-6	2-2	0-3	3	1	12	2	1	0	3	29
Ajang Aguek	1-2	1-2	0-0	1-2	3	4	3	1	2	2	0	12
Davy Cummarid	0-0	0-0	0-0	0-0	0	0	0	0	0	0	0	0
Carter Mahaney	0-2	0-1	0-0	0-2	2	0	0	0	1	0	0	1
Charles Burns	0-0	0-0	0-0	0-0	0	0	0	0	0	0	0	12
Jackson Larsen	1-1	0-0	0-0	0-2	2	0	2	0	1	0	0	11
Keith Haymon	1-8	0-5	0-0	1-0	1	2	2	0	1	0	0	19
Isaiah Lewis	1-7	0-1	0-0	0-2	2	0	2	0	1	0	0	12
Wynton Brown	0-0	0-0	0-0	0-1	1	1	0	0	0	2	1	6
TEAM				0-1	1							
<b>Totals</b>	<b>19-53</b>	<b>5-24</b>	<b>9-11</b>	<b>4-23</b>	<b>27</b>	<b>15</b>	<b>52</b>	<b>8</b>	<b>15</b>	<b>4</b>	<b>5</b>	<b>200</b>
TOTAL FG% 1st Half: 11-25 44.0% 2nd Half: 8-28 28.6% Game: 35.8% DEADBALL												
3-Pt. FG% 1st Half: 4-14 28.6% 2nd Half: 1-10 10.0% Game: 20.8% REBOUNDS												
F Throw % 1st Half: 6-7 85.7% 2nd Half: 3-4 75.0% Game: 81.8% 1												

Colorado State (2-0)												
Player	fg-a	3p-a	ft-a	reb.	o-d	tot	pf	tp	a	to	blk	s
Dischon Thomas	f 1-3	0-1	0-0	2-4	6	3	2	0	1	1	0	20
David Roddy	f 5-11	1-4	3-3	1-7	8	1	14	4	1	1	1	31
Adam Thistlewood	f 3-8	3-6	0-0	0-4	4	1	9	0	0	1	1	24
Kendle Moore	g 5-9	2-4	0-0	0-2	2	3	12	4	1	0	4	28
Isaiah Stevens	g 8-11	2-3	5-5	0-5	1	23	9	2	0	0	33	
Trace Young	0-0	0-0	0-0	0-0	0	0	0	0	0	0	0	1
John Tonje	3-7	0-1	1-2	1-1	2	1	7	0	1	0	0	15
P.J. Byrd	1-2	1-1	0-0	1-1	2	3	3	1	0	0	0	9
James Moors	5-6	0-0	2-4	1-3	4	0	12	1	1	1	0	20
Nick Bassett	1-1	1-1	0-0	0-0	0	0	3	0	0	0	0	2
Isaiah Rivera	2-4	1-1	1-2	0-1	1	2	6	1	0	0	0	17
TEAM				1-2	3							
Totals	34-62	11-22	12-16	7-30	37	15	91	20	7	4	6	200

Officials: David Hall, Randy McCall, Bob Staffen  
Technical fouls: Northern Arizona-None, Colorado State-None.

Score by Periods	1st	2nd	Total
Northern Arizona	32	20	52
Colorado State	35	56	91

Points in the paint-NAU 18, CSU 44. Points off turnovers-NAU 6, CSU 25.  
2nd chance points-NAU 5, CSU 8. Fast break points-NAU 5, CSU 17.  
Bench points-NAU 9, CSU 31. Score tied-1 time. Lead changed-3 times.

Last FG-NAU 2nd-02:49, CSU 2nd-00:24.  
Largest lead-NAU by 3 1st-17:40, CSU by 39 2nd-00:24.  
NAU led for 04:52. CSU led for 33:06. Game was tied for 02:02.

**FORT COLLINS, Colo.** – Playing its second game in three days, Colorado State overcame a sluggish shooting first half and drained 10 three pointers to spur a closing 31-2 run to pull away for a 91-52 victory over Northern Arizona Monday night in Moby Arena. The Rams improved to 2-0 on the young season, while the Lumberjacks dropped to 0-3.

Down 5-4 in the early going, CSU went on a 17-2 run over the next seven-plus minutes to lead 21-7 with eight minutes remaining in the opening 20. NAU came back with a 12-0 run to cut it to a two-point game three minutes later, but sophomore Dischon Thomas hit a jumper to make it a two-possession game. The game stayed within five the rest of the opening half as CSU eventually took a 35-32 lead into the intermission.

The Rams came out and started lighting up the scoreboard early and often in the second half, connecting on its next seven three-point attempts to stretch the lead out to 20 at 57-37 with 14 minutes to play. The Lumberjacks put on a run to cut it to 10 at 60-50 with 9:17 to go, but junior Kendle Moore made a driving layup to start the final run that led to the 39-point victory.

Colorado State finished at 54.8 percent (34-of-62) from the field, including 50.0 percent (11-of-22) from the arc after going just 1-of-9 in the first half. Northern Arizona shot 35.8 percent (19-of-53) for the game and was limited to just 28.6 percent (8-of-28) in the final 20 minutes. CSU won the battle of the boards, 37-27, and converted 15 NAU turnovers into 25 points.

The Rams were led by sophomore Isaiah Stevens with 23 points, nine assists and five rebounds. Sophomore David Roddy had 14 points, eight rebounds and four assists, while junior Kendle Moore and redshirt-freshman James Moors each chipped in 12. Cameron Shelton was the leader for the Lumberjacks with 18 points.

### STAT OF THE GAME

• The Rams got a great contribution off the bench, as CSU had a 31-9 scoring advantage among the reserves after just 12 points off the bench in the opener.

### NOTES

- CSU moved into a slight 3-2 advantage in the overall series, but the Rams have won all three games at Moby Arena.
- Four Rams scored in double figures as all 12 players saw action, with 11 of them scoring.
- This was Stevens' 16th career game with five or more assists (CSU is 13-3) and the 24th time in just 34 games that he has led the team in assists.
- The 39-point win is the 13th largest for CSU in Moby Arena history.
- CSU has won 13 straight season openers and 39 consecutive home openers and the 45th of 30 or more points.
- Moore's four steals are one off his career high.

## Game 3 - Saint Mary's (CA) 53, Colorado State 33 Dec. 19, 2020 - Moraga, Calif. (UCC Pavilion)

Colorado State (2-1)												
Player	fg-a	3p-a	ft-a	reb.	o-d	tot	pf	tp	a	to	blk	s min
Dischon Thomas	f 3-7	1-1	1-5	1-3	4	0	8	1	2	1	1	22
David Roddy	f 2-6	0-1	2-2	2-3	5	2	6	0	4	0	1	31
Adam Thistlewood	f 0-4	0-4	0-0	0-1	1	2	0	0	0	0	1	25
Kendle Moore	g 2-4	1-1	0-0	0-4	4	1	5	0	2	0	2	26
John Stevens	g 3-13	0-4	0-0	0-4	4	6	0	2	2	0	2	33
John Torjor	0	0-0	0-0	0-1	0	1	0	0	0	0	0	12
P.J. Rivera	0-1	0-1	0-0	0-0	0	0	0	0	1	2	0	10
James Moors	2-8	0-2	0-1	3-4	7	0	4	0	2	0	0	18
Isaiah Rivers	0-2	0-1	2-2	1-3	4	2	2	2	1	0	0	18
TEAM												
Totals	12-48	2-15	7-12	7-23	30	7	33	4	16	2	6	200





## THIS YEAR'S BOX SCORES - GAMES 4-6

## Game 4 - Colorado State 70, Santa Clara 57

Dec. 22, 2020 - Santa Cruz, Calif. (Kaiser Permanente Arena)

Colorado State (3-1)												
Player	fg-a	3p-a	ft-a	reb.	o-d	tot	pf	tp	a	to	blk	s
Dischon Thomas	f 1-4	1-2	0-0	0-5	5	4	3	0	1	0	1	11
David Roddy	f 6-13	2-6	2-3	1-7	8	3	16	4	3	1	2	30
Adam Thistlewood	f 4-9	2-6	0-0	0-8	8	3	10	1	1	0	1	31
Kendle Moore	g 5-10	2-7	0-0	0-4	4	1	12	1	4	0	1	29
Isaiah Stevens	g 5-9	0-1	4-4	1-3	4	4	14	4	1	0	0	32
John Tonje	g 3-9	3-7	3-4	1-4	5	1	12	1	1	1	2	25
P.J. Byrd	0-1	0-1	0-0	0-1	1	1	0	2	0	0	0	14
James Moors	0-3	0-2	0-0	0-2	2	0	0	0	2	0	0	14
Isaiah Rivera	1-2	0-0	1-2	0-1	1	0	3	0	1	0	0	14
TEAM				0-1	1							
<b>Totals</b>	<b>25-60</b>	<b>10-32</b>	<b>10-13</b>	<b>3-36</b>	<b>39</b>	<b>17</b>	<b>70</b>	<b>13</b>	<b>14</b>	<b>2</b>	<b>7</b>	<b>200</b>

TOTAL FG% 1st Half: 12-31 38.7% 2nd Half: 13-29 44.8% Game: 41.7% DEADBALL  
 3-Pt. FG% 1st Half: 4-17 23.5% 2nd Half: 6-15 40.0% Game: 31.3% REBOUNDS  
 F Throw % 1st Half: 3-4 75.0% 2nd Half: 7-9 77.8% Game: 76.9% 1

Santa Clara (6-1)												
Player	fg-a	3p-a	ft-a	reb.	o-d	tot	pf	tp	a	to	blk	s
Josip Vrankic	f 2-10	1-3	2-3	1-7	8	2	7	0	3	0	1	30
Keshawn Justice	f 1-7	0-0	0-0	0-2	2	0	2	3	1	0	0	27
Jaden Bediako	c 3-8	0-0	1-2	2-5	7	1	7	4	0	1	0	23
Christian Carlyle	g 8-14	0-3	1-3	1-4	5	4	17	1	5	1	0	26
Jalen Williams	g 1-5	1-4	0-0	1-3	4	2	3	1	2	0	0	21
DJ Mitchell	2-4	1-3	0-0	1-4	5	3	5	1	2	0	0	20
Trent Hudgens Jr.	0-0	0-0	0-0	0-0	0	0	0	0	0	0	0	1
Giordan Williams	1-5	1-4	0-0	1-3	4	3	3	1	0	0	0	22
Miguel Tomley	3-7	1-4	0-0	1-2	3	3	7	3	2	0	0	15
Vittorio Reynoso-Avi	0-0	0-0	0-0	0-0	0	0	0	0	0	0	0	1
Guglielmo Caruso	3-6	0-1	0-1	0-3	3	1	6	0	1	1	1	14
TEAM				1-1	2							
<b>Totals</b>	<b>24-66</b>	<b>5-28</b>	<b>4-9</b>	<b>9-34</b>	<b>43</b>	<b>19</b>	<b>57</b>	<b>14</b>	<b>16</b>	<b>3</b>	<b>2</b>	<b>200</b>

TOTAL FG% 1st Half: 11-27 40.7% 2nd Half: 13-39 33.3% Game: 36.4% DEADBALL  
 3-Pt. FG% 1st Half: 2-9 22.2% 2nd Half: 3-19 15.8% Game: 17.9% REBOUNDS  
 F Throw % 1st Half: 1-4 25.0% 2nd Half: 3-5 60.0% Game: 44.4% 2

Officials: Johnny Harrington, Nik Caruthers, Sam Haddad Att: N/A  
 Technical fouls: Colorado State-None. Santa Clara-None.

Score by Periods	1st	2nd	Total
Colorado State	31	39	70
Santa Clara	25	32	57

Points in the paint-CSU 24, SCU 34. Points off turnovers-CSU 9, SCU 6.  
 2nd chance points-CSU 0, SCU 9. Fast break points-CSU 10, SCU 15.  
 Bench points-CSU 15, SCU 21. Score tied 1 time. Lead changed 3 times.

Last FG-CSU 2nd-00:49, SCU 2nd-00:42.  
 Largest lead-CSU by 24-01:05, SCU by 8 1st-15:29.  
 SCU led for 26:06. SCU led for 12:07. Game was tied for 01:47.

**SANTA CRUZ, Calif.** — Colorado State rallied after an early deficit and led the entire second half en route to a 70-57 victory over Santa Clara on Tuesday afternoon in Santa Cruz. With the road victory at the home of the NBA G-League's Santa Cruz Warriors, the Rams improved to 3-1 while handing the Broncos their first loss of the year and dropping them to 6-1.

CSU didn't find the rhythm offensively early, spotting the hosts an early 10-2 run in the first 4:31 of the game. However, the Rams kept the defensive intensity high, forcing 11 turnovers and allowing just 15 points the rest of the half to grab a 31-25 halftime lead. The Rams used solid defense in the second half to build the lead to as many as 11 as the visitors led the final 25 minutes of the contest.

Colorado State finished the game at 41.7 percent (25-of-60) from the field, including 10-of-32 (31.3 percent) from the arc. Santa Clara finished at 36.4 percent (24-of-66) from the floor and were limited to just 17.9 percent on threes. The Rams were 76.9 percent (10-of-13) from the free throw line, while the Broncos were just 44.4 percent (4-of-9). SCU won the boards slightly 43-39.

The Rams had a balanced scoring attack with five in double figures, led by sophomore David Roddy with 16 points, eight rebounds and four assists. Sophomore Isaiah Stevens had 14 points, four rebounds and four assists, while junior Kendle Moore and sophomore John Tonje each chipped in 12. Junior Adam Thistlewood rounds out the Rams' leaders with 10. Santa Clara had just one in double figures as Christian Carlyle had 17.

## STAT OF THE GAME

• The Rams held the Broncos to just 17.9 percent (5-of-28) from the three-point arc, including 3-of-19 (15.8 percent) in the second half.

## NOTES

• The Rams and Broncos have now split the two meetings, as the first was in the 1954 NCAA Tournament in Corvallis, Ore., in CSU's first-ever postseason appearance. Santa Clara won 73-50, sending the Rams to the consolation game against Idaho State.  
 • This was the first time CSU leader Niko Medved faced the Broncos in his seven-plus years as a head coach.  
 • CSU is now 2-0 when leading at the break this year and 27-6 over the past two-plus seasons under Medved.  
 • The Rams are now 25-8 under Medved when holding a team under 45 percent from the floor and 30-6 when leading in field goal percentage.  
 • Tonje's 12 points were a career high.

## Game 5 - Colorado State 75, Fresno State 53

Dec. 28, 2020 - Fort Collins, Colo. (Moby Arena)

Fresno State (2-1, 0-1)												
Player	fg-a	3p-a	ft-a	reb.	o-d	tot	pf	tp	a	to	blk	s
Orlando Robinson	f 5-8	0-1	4-9	2-8	10	2	14	1	4	0	2	34
Christian Gray	f 1-2	0-0	0-1	2-1	3	3	2	2	3	0	0	18
Isaiah Hill	g 4-6	2-3	0-0	0-2	2	4	10	2	4	0	0	29
Junior Ballard	g 1-11	0-8	1-2	0-1	1	0	3	1	3	0	1	27
Anthony Holland	g 1-3	1-3	0-1	4-4	8	4	3	0	1	0	0	32
Kyle Harding	0-1	0-1	0-0	0-0	0	0	0	1	0	0	0	3
Devin Gage	4-6	0-1	1-2	0-3	3	4	9	0	3	0	1	18
Jordan Campbell	0-1	0-1	2-2	0-1	1	0	2	0	0	0	0	5
Deon Stroud	2-8	1-5	1-2	1-1	2	1	6	0	2	0	2	15
Assane Diouf	0-0	0-0	0-0	0-0	0	0	0	0	0	0	0	1
Destin Whitaker	1-1	0-0	0-0	0-0	1	1	2	0	1	0	0	8
Leo Colimero	0-1	0-0	0-0	0-0	0	0	0	0	1	0	0	1
Braxton Meah	1-1	0-0	0-0	0-1	1	0	2	0	0	1	0	7
TEAM				3-3	3							
<b>Totals</b>	<b>20-49</b>	<b>4-23</b>	<b>9-19</b>	<b>12-32</b>	<b>35</b>	<b>19</b>	<b>53</b>	<b>7</b>	<b>22</b>	<b>1</b>	<b>6</b>	<b>200</b>

TOTAL FG% 1st Half: 9-26 34.6% 2nd Half: 11-23 47.8% Game: 40.8% DEADBALL  
 3-Pt. FG% 1st Half: 1-12 8.3% 2nd Half: 3-11 27.3% Game: 17.4% REBOUNDS  
 F Throw % 1st Half: 3-9 33.3% 2nd Half: 6-10 60.0% Game: 47.4% 3

Colorado State (4-1, 1-0)												
Player	fg-a	3p-a	ft-a	reb.	o-d	tot	pf	tp	a	to	blk	s
Dischon Thomas	f 1-4	0-1	1-2	0-1	1	3	3	0	2	0	0	13
David Roddy	f 7-14	3-6	2-3	1-12	13	3	19	1	3	1	1	31
Adam Thistlewood	f 1-1	1-1	5-5	1-3	4	2	8	0	0	0	3	30
Kendle Moore	g 5-13	3-10	1-2	1-0	1	2	14	3	2	0	2	31
Isaiah Stevens	g 4-8	3-4	5-5	1-3	4	3	16	9	4	0	2	35
Trace Young	0-0	0-0	0-0	0-0	0	0	0	0	0	0	0	0+
John Tonje	1-3	1-3	0-0	0-0	0	0	3	1	0	0	0	22
P.J. Byrd	0-0	0-0	0-0	0-0	0	0	2	0	0	1	0	6
James Moors	3-5	0-2	0-2	2-3	5	5	6	3	0	2	0	16
Nick Bassett	0-0	0-0	0-0	0-0	0	0	0	0	0	0	0	0+
Isaiah Rivera	2-2	1-1	1-2	0-2	2	0	6	0	1	0	0	16
TEAM				1-0	1							
<b>Totals</b>	<b>24-50</b>	<b>12-28</b>	<b>15-21</b>	<b>7-24</b>	<b>31</b>	<b>20</b>	<b>75</b>	<b>17</b>	<b>15</b>	<b>3</b>	<b>8</b>	<b>200</b>

TOTAL FG% 1st Half: 10-21 47.6% 2nd Half: 14-29 48.3% Game: 48.0% DEADBALL  
 3-Pt. FG% 1st Half: 5-12 41.7% 2nd Half: 7-16 43.8% Game: 42.9% REBOUNDS  
 F Throw % 1st Half: 8-11 72.7% 2nd Half: 7-10 70.0% Game: 71.4% 2

Officials: D.G. Nelson, Bob Staffen, Mike Reed Att: N/A  
 Technical fouls: Fresno State-None. Colorado State-None.

Score by Periods	1st	2nd	Total
Fresno State	22	31	53
Colorado State	33	42	75

Points in the paint-FRESNO 24, CSU 16. Points off turnovers-FRESNO 12, CSU 31.  
 2nd chance points-FRESNO 8, CSU 7. Fast break points-FRESNO 9, CSU 14.  
 Bench points-FRESNO 21, CSU 15. Score tied 0 times. Lead changed 0 times.

Last FG-FRESNO 2nd-02:21, CSU 2nd-00:44.  
 Largest lead-FRESNO None, CSU by 24 2nd-00:44.  
 FRESNO led for 00:00. CSU led for 39:01. Game was tied for 00:59.

**FORT COLLINS, Colo.** — Colorado State led from start-to-finish and pulled away during the second half for a 75-53 win over visiting Fresno State Monday night in the Mountain West opener for both squads. With the victory, the Rams improved to 4-1 on the year and 1-0 in the league, while the Bulldogs fell to 2-1 and 0-1 in the conference.

CSU scored the first seven points of the contest, but Fresno State hung tough and cut the margin to two at 19-17 with 6:35 remaining in the first half. From there, CSU put on a 11-1 run and pulled out to a 30-18 lead late in the opening stanza before entering the intermission leading 33-22.

The Bulldogs cut into the lead early in the second half, getting it down to six, 36-30, with less than four minutes gone. However, the Rams scored the next eight points and never led by less than nine the rest of the way, eventually building the lead to 24 in the final minute of action.

Colorado State finished the game at 48.0 percent (24-of-50) from the floor, with half of their makes coming from the three-point line, as the Rams were 12-of-28 (42.9 percent) beyond the arc. Fresno State was held to 40.8 percent overall (20-of-49) and a paltry 17.4 percent (4-of-23) from the three. CSU was 71.4 percent (15-of-21) at the charity stripe while Fresno State finished at 47.4 (9-of-19). The Bulldogs won the boards 35-31.

The Rams had three in double figures, led by sophomore forward David Roddy with game highs of 19 points and 13 rebounds. Sophomore guard Isaiah Stevens had 16 points and nine assists, while junior guard Kendle Moore chipped in 13 points, three assists and two steals. The Bulldogs had two in double figures, paced by forward Orlando Robinson with 14 points and 10 rebounds.

## STAT OF THE GAME

• The Rams forced 22 Bulldog turnovers and converted them to a 31-12 advantage in points off turnovers.

## NOTES

• The Rams now lead the overall series 21-18, including a dominant 16-3 at home.  
 • Head coach Niko Medved is now 4-1 all-time against Fresno State.  
 • The Rams are now 6-16 in Mountain West openers, including 5-8 at home.  
 • CSU is now 3-0 when leading at the break this year and 28-6 over the past two-plus seasons under Medved.  
 • This was the fourth game in a row that CSU has held an opponent under 60 points, the first time that has occurred since 2012-13, when Medved was in his final season as an assistant coach at CSU.  
 • The Rams are now 26-8 under Medved when holding a team under 45 percent from the floor and 31-6 when leading in field goal percentage.  
 • Roddy's 13 rebounds tied a career best while the double-double was the fourth of his career.

## Game 6 - Colorado State 81, Fresno State 59

Dec. 30, 2020 - Fort Collins, Colo. (Moby Arena)

Fresno State (2-2, 0-2)												
Player	fg-a	3p-a	ft-a	reb.	o-d	tot	pf	tp	a	to	blk	s
Orlando Robinson	f 6-15	1-2	6-8	9-6	15	4	19	2	3	0	0	29
Christian Gray	f 0-1	0-0	0-0	0-3	3	3	0	0	0	0	0	11
Isaiah Hill	g 3-10	1-4	0-0	1-1	2	3	7	4	3	0	1	28
Junior Ballard	g 1-7	0-5	0-2	0-1	1	0	2	0	0	0	1	18
Anthony Holland	g 0-5	0-4	0-0	1-1	2	2	0	0	0	0	0	25
Kyle Harding	2-6	1-3	0-0	0-2	2	2	5	1	1	0	1	16
Devin Gage	0-4	0-3	0-0	0-2	2	1	0	3	4	0	0	23
Jordan Campbell	0-1	0-1	0-2	0-1	1	2	0	1	1	0	1	8
Deon Stroud	7-10	1-2	1-2	1-1	2	5	16	0	2	0	0	16
Destin Whitaker	2-6	2-6	0-0	0-0	0	3	6	0	0	0	0	9
Leo Colimero	1-1	0-0	0-0	0-0	1	2	0	0	0	0	1	6
Braxton Meah	1-1	0-0	0-0	0-2	2	0	2	0	0	2	0	11
TEAM				2-2	2							
<b>Totals</b>	<b>23-67</b>	<b>6-30</b>	<b>7-14</b>	<b>14-20</b>	<b>34</b>	<b>26</b>	<b>59</b>	<b>11</b>	<b>14</b>	<b>2</b>	<b>5</b>	<b>200</b>

TOTAL FG% 1st Half: 7-32 21.9% 2nd Half: 16-35 45.7% Game: 34.3% DEADBALL  
 3-Pt. FG% 1st Half: 2-14 14.3% 2nd Half: 4-16 25.0% Game: 20.0% REBOUNDS  
 F Throw % 1st Half: 1-7 14.3% 2nd Half: 6-7 85.7% Game: 50.0% 3,1

Colorado State (5-1, 2-0)												
Player	fg-a	3p-a	ft-a	reb.	o-d	tot	pf	tp	a	to	blk	s
Dischon Thomas	f 1-2	1-1	1-2	0-1	1	5	4	0	1	0	0	9



# THIS YEAR'S BOX SCORES - GAMES 7-9

## Game 7 - Colorado State 70, #23 San Diego State 67 Jan. 2, 2021 - San Diego, Calif. (Viejas Arena)

Colorado State (6-1, 3-0)												
Player	fg-a	3p-a	ft-a	reb.	o-d	tot	pf	tp	a	to	blk	s
Dischon Thomas	f 0-1	0-0	0-0	0-1	1	1	0	0	0	0	0	7
David Roddy	f 7-11	1-2	0-0	1-11	12	3	15	3	1	1	1	34
Adam Thistlewood	f 5-9	4-7	1-2	0-3	3	1	15	1	1	0	0	34
Kendle Moore	g 4-8	3-5	2-2	2-3	5	3	13	3	3	0	2	34
Isaiah Stevens	g 3-13	1-6	4-4	0-4	4	2	11	9	5	0	1	40
John Tonje	g 3-6	2-3	3-3	1-1	2	2	11	0	1	0	0	20
P.J. Byrd	g 0-1	0-1	0-0	0-0	0	0	0	0	0	0	0	2
James Moors	g 2-6	0-1	1-2	3-3	6	2	5	0	0	0	0	17
Isaiah Rivera	g 0-2	0-2	0-0	0-2	2	1	0	0	1	0	0	12
TEAM				1-3	4	1						
<b>Totals</b>	<b>24-57</b>	<b>11-27</b>	<b>11-13</b>	<b>8-31</b>	<b>39</b>	<b>15</b>	<b>70</b>	<b>16</b>	<b>13</b>	<b>1</b>	<b>4</b>	<b>200</b>

TOTAL FG%	1st Half: 11-27 40.7%	2nd Half: 13-30 43.3%	Game: 42.1%	DEADB.
3-Pt. FG%	1st Half: 6-14 42.9%	2nd Half: 5-13 38.5%	Game: 40.7%	REBOUNDS
F Throw %	1st Half: 5-6 83.3%	2nd Half: 6-7 85.7%	Game: 84.6%	1

San Diego State (6-2, 0-1)					reb.							
Player	fg-a	3p-a	ft-a	o-d	tot	pf	tp	a	to	blk	s	min
Matt Mitchell	f 5-14	1-4	3-3	2-5	7	2	14	3	5	0	1	35
Nathan Mensah	f 1-3	0-0	2-4	1-3	4	1	4	2	0	1	0	24
Adam Seiko	g 4-6	4-6	0-0	0-2	2	3	12	4	2	0	0	26
Trey Pulliam	g 0-4	0-1	2-3	0-5	5	4	2	6	1	0	1	34
Jordan Schakel	g 4-11	4-9	0-0	0-5	5	12	1	1	0	2	2	29
Keshad Johnson	g 0-1	0-1	0-2	0-1	1	0	0	0	1	0	1	5
Terrell Gomez	7-15	5-9	0-0	0-2	2	0	19	2	0	0	4	30
Lamont Butler	0-0	0-0	0-0	0-0	0	0	0	0	0	0	0	2
Joshua Tomaic	2-3	0-0	0-0	0-3	3	2	4	0	0	1	1	15
TEAM				2-0	2							
Totals	23-57	14-30	7-12	5-26	31	17	67	18	10	3	9	200

TOTAL FG%	1st Half: 14-28 50.0%	2nd Half: 9-29 31.0%	Game: 40.4%	DEADB.
3-Pt. FG%	1st Half: 9-18 50.0%	2nd Half: 5-12 41.7%	Game: 46.7%	REBOUNDS
F Throw %	1st Half: 3-5 60.0%	2nd Half: 4-7 57.1%	Game: 58.3%	3

Officials: Brad Ferrie,Tommy Nunez,Tony Padilla  
Technical fouls: Colorado State-None. San Diego State-Adam Seiko.

Score by Periods	1st	2nd	Total
Colorado State	33	37	70
San Diego State	40	27	67

Points in the paint-CSU 24,SDSU 12. Points off turnovers-CSU 9,SDSU 16.  
2nd chance points-CSU 9,SDSU 3. Fast break points-CSU 11,SDSU 16.  
Bench points-CSU 16,SDSU 23. Score tied 2 times. Lead changed 2 times.

Last FG-CSU 2nd-00:12, SDSU 2nd-04:54.  
Largest lead-CSU by 3 2nd-00:02, SDSU by 26 1st-09:24.  
CSU led for 00:39. SDSU led for 38:39. Game was tied for 00:42.

## Game 8 - San Diego State 78, Colorado State 65 Jan. 4, 2021 - San Diego, Calif. (Viejas Arena)

Colorado State (6-2, 3-1)												
Player	fg-a	3p-a	ft-a	reb.	o-d	tot	pf	tp	a	to	blk	s
James Moors	f 4-7	0-1	1-2	0-2	2	2	9	0	2	0	0	22
David Roddy	f 4-7	0-0	7-12	3-2	5	4	15	1	3	1	1	38
Adam Thistlewood	f 1-8	0-6	3-3	0-0	0	3	5	0	0	0	0	26
Isaiah Stevens	g 4-10	1-3	2-2	0-9	9	1	11	10	4	0	3	40
Isaiah Rivera	g 1-4	1-2	0-0	1-1	2	3	3	1	2	0	1	19
John Tonje	g 4-7	3-4	4-4	1-1	2	2	15	0	2	0	0	26
P.J. Byrd	g 2-4	2-4	1-1	0-0	0	1	7	2	0	1	0	21
Dischon Thomas	g 0-0	0-0	0-1	0-1	1	0	0	1	0	0	1	8
TEAM				3-3	6	2						
<b>Totals</b>	<b>20-47</b>	<b>7-20</b>	<b>18-25</b>	<b>8-19</b>	<b>27</b>	<b>16</b>	<b>65</b>	<b>15</b>	<b>17</b>	<b>1</b>	<b>7</b>	<b>200</b>

TOTAL FG%	1st Half: 7-21 33.3%	2nd Half: 13-26 50.0%	Game: 42.6%	DEADB.
3-Pt. FG%	1st Half: 2-10 20.0%	2nd Half: 5-10 50.0%	Game: 35.0%	REBOUNDS
F Throw %	1st Half: 8-9 88.9%	2nd Half: 10-16 62.5%	Game: 72.0%	2

San Diego State (7-2, 1-1)												
Player	fg-a	3p-a	ft-a	reb.	o-d	tot	pf	tp	a	to	blk	s
Matt Mitchell	f 4-5	2-3	2-3	0-5	5	4	12	2	2	0	1	33
Nathan Mensah	f 5-6	0-0	1-4	3-5	8	4	11	0	2	3	0	24
Adam Seiko	g 0-6	0-5	0-0	0-0	0	2	0	2	1	0	1	20
Trey Pulliam	g 2-5	0-0	0-0	1-2	3	0	4	5	1	0	0	29
Jordan Schakel	g 9-12	8-11	2-2	0-9	9	4	28	3	2	0	2	29
Terrell Gomez	g 5-9	3-6	0-0	0-1	1	1	13	4	4	0	1	30
Lamont Butler	g 2-5	0-1	0-0	0-1	1	4	4	1	1	0	1	13
Joshua Tomaic	g 1-2	1-1	1-2	0-1	3	3	4	1	2	1	1	16
Aguiek Arop	g 1-2	0-0	0-0	0-0	0	3	2	0	2	0	1	6
TEAM				2-0	2							
<b>Totals</b>	<b>29-52</b>	<b>14-27</b>	<b>6-11</b>	<b>6-24</b>	<b>30</b>	<b>25</b>	<b>78</b>	<b>18</b>	<b>17</b>	<b>4</b>	<b>8</b>	<b>200</b>

TOTAL FG%	1st Half: 19-28 67.9%	2nd Half: 10-24 41.7%	Game: 55.8%	DEADB.
3-Pt. FG%	1st Half: 7-13 53.8%	2nd Half: 7-14 50.0%	Game: 51.9%	REBOUNDS
F Throw %	1st Half: 5-6 83.3%	2nd Half: 1-5 20.0%	Game: 54.5%	3

Officials: Chris Rastatter,Verne Harris,Randy McCall  
Technical fouls: Colorado State-None. San Diego State-None.

Score by Periods	1st	2nd	Total
Colorado State	24	41	65
San Diego State	50	28	78

Points in the paint-CSU 22,SDSU 24. Points off turnovers-CSU 18,SDSU 25.  
2nd chance points-CSU 4,SDSU 9. Fast break points-CSU 13,SDSU 9.  
Bench points-CSU 22,SDSU 23. Score tied 1 time. Lead changed 0 times.

Last FG-CSU 2nd-00:27, SDSU 2nd-02:36.  
Largest lead-CSU None, SDSU by 29 1st-04:40.  
CSU led for 00:00. SDSU led for 39:08. Game was tied for 00:52.

**SAN DIEGO, Calif.** -- Colorado State faced another early run from San Diego State and couldn't come back this time, failing to the defending Mountain West champions, 78-65, Monday night at Viejas Arena. With the loss, the Rams slipped to 6-2 on the year and 3-1 in the conference, while the Aztecs improved to 7-2 and 1-1 in the league.

After the teams exchanged opening buckets, San Diego State put together a run to take the lead, going on a 13-2 run to take a 15-4 lead five minutes into the game. From there, the Aztecs continued to build on it, getting the lead to as many as 29 before going into the locker room with a 50-24 halftime lead. The Rams battled in the second half, including a 12-0 run to cut the margin to 16, but could not get closer than 12 the rest of the way.

Colorado State finished the game just 42.6 percent (20-of-47) from the floor, and 35.0 percent (7-of-20) on threes. San Diego State hit at 55.8 percent (29-of-52) overall and 51.9 percent (14-of-27) beyond the arc. SDSU won the boards 30-27.

The Rams were led by sophomores David Roddy and John Tonje with 15 points each, with Tonje's a new career high. Sophomore Isaiah Stevens recorded his second career double-double with 11 points and 10 assists and was just one rebound away from a triple-double with a career-high nine boards. San Diego State was led by Jordan Schakel with a career-high 28 points.

### STAT OF THE GAME

• Colorado State had 12 turnovers in the first half and San Diego State converted that to a 22-7 advantage in their first half surge.

### NOTES

- The two teams have been in a battle over history, with SDSU holding a slight 46-42 lead in games played, including 42-39 in conference action in both the WAC and MW. The Aztecs lead 28-14 in San Diego.
- CSU leader Niko Medved is now 14 San Diego State as a head coach.
- The Rams played without junior guard Kendle Moore due to personal reasons. It snaps a streak of 39 consecutive starts for Moore.
- Stevens' 10 assists are the 35th 10-assist game in program history and his points-assist double-double is just the 17th ever for CSU and the fourth player ever to accomplish that for the Rams

## Game 9 - Colorado State 74, UNLV 71 Jan. 7, 2021 - Fort Collins, Colo. (Moby Arena)

UNLV (1-5, 0-1)												
Player	fg-a	3p-a	ft-a	reb.	o-d	tot	pf	tp	a	to	blk	s
Edoardo Del Cadia	f 4-4	0-0	0-0	2-5	7	5	8	2	2	0	0	19
Cheikh Mbakke Diong	f 4-7	0-0	1-2	5-7	12	2	9	1	0	1	1	30
Caleb Grill	g 4-10	3-8	0-1	1-1	2	2	11	3	1	0	1	33
David Jenkins Jr.	g 2-11	1-4	6-9	0-5	5	1	11	3	2	0	2	33
Bryce Hamilton	g 10-26	2-10	1-2	0-6	6	3	23	0	0	0	3	36
Moses Wood	g 0-1	0-0	0-0	0-3	3	3	0	2	1	0	0	17
Reece Brown	g 1-1	0-0	0-0	3-2	5	3	2	0	1	0	0	15
Nick Blake	g 3-7	1-3	0-0	0-3	5	7	1	3	0	1	1	17
TEAM				1-1	2							
<b>Totals</b>	<b>28-67</b>	<b>7-25</b>	<b>8-14</b>	<b>12-33</b>	<b>45</b>	<b>24</b>	<b>71</b>	<b>12</b>	<b>10</b>	<b>1</b>	<b>8</b>	<b>200</b>

TOTAL FG%	1st Half: 14-33 42.4%	2nd Half: 14-34 41.2%	Game: 41.8%	DEADB.
3-Pt. FG%	1st Half: 6-13 46.2%	2nd Half: 1-12 8.3%	Game: 28.0%	REBOUNDS
F Throw %	1st Half: 1-4 25.0%	2nd Half: 7-10 70.0%	Game: 57.1%	4

Colorado State (7-2, 4-1)												
Player	fg-a	3p-a	ft-a	reb.	o-d	tot	pf	tp	a	to	blk	s
James Moors	f 0-1	0-0	2-6	0-0	0	1	2	2	2	1	0	16
David Roddy	f 5-12	3-7	5-5	1-4	5	1	18	1	0	2	0	32
Adam Thistlewood	f 1-5	0-3	0-0	0-6	6	2	2	0	0	2	0	31
Kendle Moore	g 5-9	5-8	0-0	0-2	2	4	15	3	3	0	0	31
Isaiah Stevens	g 8-15	3-6	6-7	0-6	6	1	25	4	3	0	2	36
John Tonje	g 0-5	0-5	0-0	2-2	4	1	0	1	0	0	0	18
P.J. Byrd	g 1-2	0-0	0-0	0-2	2	1	2	2	0	1	1	15
Dischon Thomas	g 3-5	1-1	3-4	1-5	6	3	10	0	1	1	0	15
Isaiah Rivera	g 0-1	0-0	0-0	0-1	1	1	0	0	0	0	0	6
TEAM				0-1	1							
<b>Totals</b>	<b>23-55</b>	<b>12-30</b>	<b>16-22</b>	<b>4-29</b>	<b>33</b>	<b>15</b>	<b>74</b>	<b>13</b>	<b>10</b>	<b>7</b>	<b>3</b>	<b>200</b>

TOTAL FG%	1st Half: 10-25 40.0%	2nd Half: 13-30 43.3%	Game: 41.8%	DEADB.
3-Pt. FG%	1st Half: 8-16 50.0%	2nd Half: 4-14 28.6%	Game: 40.0%	REBOUNDS
F Throw %	1st Half: 6-9 66.7%	2nd Half: 10-13 76.9%	Game: 72.7%	1

Officials: Wilson Holland,Eric Anderson,D.G. Nelson  
Technical fouls: UNLV-None. Colorado State-None.

Score by Periods	1st	2nd	Total
UNLV	35	36	71
Colorado State	34	40	74

Points in the paint-UNLV 30,CSU 22. Points off turnovers-UNLV 11,CSU 12.  
2nd chance points-UNLV 8,CSU 3. Fast break points-UNLV 10,CSU 23.  
Bench points-UNLV 9,CSU 12. Score tied 3 times. Lead changed 12 times.

Last FG-UNLV 2nd-00:49, CSU 2nd-00:26.  
Largest lead-UNLV by 13 2nd-08:52, CSU by 5 1st-09:26.  
UNLV led for 28:54. CSU led for 09:25. Game was tied for 01:41.

**FORT COLLINS, Colo.** -- In a back-and-forth Mountain West Conference battle, Colorado State again found a way to get it done in the final minutes to overcome an early second-half run by UNLV and earn a 74-71 win Thursday night in Moby Arena. With the win, the Rams improved to 7-4 and 4-1 in the Mountain West, while the Runnin' Rebels are now 1-5 and 0-1 in the league.

Colorado State grabbed an early lead and went up 22-17 just over midway through the first half. However, UNLV put together a 17-4 run over the next 4:48 to take a 34-26 lead. The Rams rallied late and were able to go into the intermission down one, 3



## THIS YEAR'S BOX SCORES - GAMES 10-12

## Game 10 - Colorado State 83, UNLV 80

Jan. 9, 2021 - Fort Collins, Colo. (Moby Arena)

UNLV (1-6, 0-2)												
Player	fg-a	3p-a	ft-a	reb.	tot	pf	tp	a	to	blk	s	min
Edoardo Del Cadia	f 0-0	0-0	0-0	2-1	3	3	0	1	2	0	0	17
Cheikh Mbacke Diong	f 4-6	0-0	1-2	5-10	15	0	9	0	2	1	2	33
Caleb Grill	g 1-5	1-5	0-0	0-0	0	1	3	1	1	0	1	29
David Jenkins Jr.	g 13-19	2-6	1-1	0-0	0	2	29	1	1	0	1	32
Bryce Hamilton	g 10-22	3-8	5-6	1-2	3	4	28	3	1	0	1	35
Moses Wood	0-1	0-1	2-2	0-3	3	2	2	0	1	2	0	14
Reece Brown	1-2	0-0	0-0	2-1	3	4	2	0	0	1	0	16
Nick Blake	2-7	0-3	3-4	1-2	3	2	7	4	4	0	0	24
TEAM				1-3	4							
<b>Totals</b>	<b>31-62</b>	<b>6-23</b>	<b>12-15</b>	<b>12-22</b>	<b>34</b>	<b>18</b>	<b>80</b>	<b>10</b>	<b>13</b>	<b>4</b>	<b>5</b>	<b>200</b>

TOTAL FG%	1st Half: 13-25 52.0%	2nd Half: 18-37 48.6%	Game: 50.0%	DEADB
3-Pt. FG%	1st Half: 4-10 40.0%	2nd Half: 2-13 15.4%	Game: 26.1%	REBOUNDS
F Throw %	1st Half: 6-8 75.0%	2nd Half: 6-7 85.7%	Game: 80.0%	21

Colorado State (8-2, 5-1)												
Player	fg-a	3p-a	ft-a	reb.	tot	pf	tp	a	to	blk	s	min
James Moors	f 3-5	0-1	2-4	1-0	1	1	8	1	2	0	0	25
Adam Thistlewood	f 3-7	3-6	0-0	0-4	4	2	9	0	1	0	0	30
John Tonje	g 6-9	3-5	0-0	1-1	2	1	15	2	1	0	0	20
Kendle Moore	g 1-3	1-1	0-0	0-5	5	1	3	1	2	0	1	33
Isaiah Stevens	g 6-13	6-8	4-5	2-4	6	3	22	8	5	0	1	37
P.J. Byrd	1-1	1-1	0-0	0-0	0	2	3	0	0	0	0	10
Dischon Thomas	0-0	0-0	2-2	0-0	0	4	2	1	0	0	0	9
David Roddy	8-14	1-5	1-2	1-4	5	1	18	6	1	2	0	32
Isaiah Rivera	1-2	1-2	0-0	0-0	0	1	3	0	0	1	1	4
TEAM				0-1	1							
<b>Totals</b>	<b>29-54</b>	<b>16-29</b>	<b>9-13</b>	<b>5-19</b>	<b>24</b>	<b>16</b>	<b>83</b>	<b>19</b>	<b>13</b>	<b>2</b>	<b>3</b>	<b>200</b>

TOTAL FG%	1st Half: 15-26 57.7%	2nd Half: 14-28 50.0%	Game: 53.7%	DEADB
3-Pt. FG%	1st Half: 7-12 58.3%	2nd Half: 9-17 52.9%	Game: 55.2%	REBOUNDS
F Throw %	1st Half: 2-6 33.3%	2nd Half: 7-7 100%	Game: 69.2%	11

Officials: Ryan McDaniel,Winston Stith,Bob Staffen  
Technical fouls: UNLV-None. Colorado State-None.

Att: N/A

Score by Periods	1st	2nd	Total
UNLV	36	44	80
Colorado State	39	44	83

Points in the paint-UNLV 34,CSU 26. Points off turnovers-UNLV 14,CSU 13.  
2nd chance points-UNLV 11,CSU 9. Fast break points-UNLV 6,CSU 7.  
Bench points-UNLV 11,CSU 26. Score tied-12 times. Lead changed-18 times.

Last FG-UNLV 2nd-00:16, CSU 2nd-00:27.  
Largest lead-UNLV by 3 1st-15:10, CSU by 8 1st-10:22.  
UNLV led for 05:17. CSU led for 26:03. Game was tied for 08:40.

## Game 11 - Colorado State 90, San Jose State 57

Jan. 14, 2021 - Phoenix, Ariz. (Ability 360 Sports Center)

Colorado State (9-2, 6-1)												
Player	fg-a	3p-a	ft-a	reb.	tot	pf	tp	a	to	blk	s	min
James Moors	f 4-4	0-0	0-0	0-2	2	1	8	0	2	1	1	17
David Roddy	f 5-10	2-4	5-5	3-11	14	0	17	3	4	0	1	28
Adam Thistlewood	f 3-6	1-4	0-0	0-2	2	1	7	0	0	1	1	23
Kendle Moore	g 7-11	4-8	0-0	0-0	0	4	18	1	1	0	2	29
Isaiah Stevens	g 5-11	2-6	2-2	0-5	5	1	14	5	0	0	1	30
Trace Young	0-0	0-0	0-0	0-0	0	0	0	0	0	0	0	1
John Tonje	6-9	0-2	1-1	0-6	6	1	13	1	2	0	2	21
P.J. Byrd	1-2	1-2	0-0	0-1	1	5	3	2	1	0	0	17
Dischon Thomas	2-6	1-2	0-0	2-3	5	1	5	1	2	0	0	18
Isaiah Rivera	2-5	1-4	0-0	1-1	2	1	5	3	1	0	1	16
TEAM				1-4	5							
<b>Totals</b>	<b>35-64</b>	<b>12-32</b>	<b>8-8</b>	<b>7-35</b>	<b>42</b>	<b>15</b>	<b>90</b>	<b>16</b>	<b>14</b>	<b>1</b>	<b>9</b>	<b>200</b>

TOTAL FG%	1st Half: 18-37 48.6%	2nd Half: 17-27 63.0%	Game: 54.7%	DEADB
3-Pt. FG%	1st Half: 6-19 31.6%	2nd Half: 6-13 46.2%	Game: 37.5%	REBOUNDS
F Throw %	1st Half: 4-4 100%	2nd Half: 4-4 100%	Game: 100%	0

San Jose State (2-9,0-7)												
Player	fg-a	3p-a	ft-a	reb.	tot	pf	tp	a	to	blk	s	min
Nate Lacewell	f 0-2	0-0	0-0	0-2	2	0	0	0	0	0	0	11
Ralph Agee	f 1-5	0-0	0-0	1-1	2	3	2	2	0	6	0	22
Jalen Dalcourt	g 3-12	1-6	0-0	1-4	5	0	7	1	2	0	3	29
Omari Moore	g 0-4	0-1	0-0	1-4	5	0	0	2	0	1	2	30
Richard Washington	g 12-26	6-13	5-6	3-2	5	1	35	0	2	0	0	34
Sebastian Mendoza	1-4	1-3	0-0	0-0	0	3	3	0	2	0	0	22
Hugo Clarkin	1-1	0-0	0-1	1-4	5	3	2	2	2	1	1	24
Trey Smith	4-9	0-2	0-0	1-1	2	0	8	0	0	0	0	25
Harminder Dhalwal	0-1	0-0	0-0	1-1	1	1	0	0	1	0	0	3
TEAM				1-3	4							
<b>Totals</b>	<b>22-64</b>	<b>8-25</b>	<b>5-7</b>	<b>9-22</b>	<b>31</b>	<b>11</b>	<b>57</b>	<b>5</b>	<b>15</b>	<b>2</b>	<b>6</b>	<b>200</b>

TOTAL FG%	1st Half: 10-29 34.5%	2nd Half: 12-35 34.3%	Game: 34.4%	DEADB
3-Pt. FG%	1st Half: 3-9 33.3%	2nd Half: 5-16 31.3%	Game: 32.0%	REBOUNDS
F Throw %	1st Half: 3-4 75.0%	2nd Half: 2-3 66.7%	Game: 71.4%	0

Officials: Brad Ferrie,Kelly Self,Gregory Nixon  
Technical fouls: Colorado State-None. San Jose State-Ralph Agee.

Att: N/A

Score by Periods	1st	2nd	Total
Colorado State	46	44	90
San Jose State	26	31	57

Points in the paint-CSU 42,SJSU 20. Points off turnovers-CSU 20,SJSU 16.  
2nd chance points-CSU 8,SJSU 12. Fast break points-CSU 24,SJSU 3.  
Bench points-CSU 26,SJSU 13. Score tied-0 times. Lead changed-0 times.

Last FG-CSU 2nd-01:40, SJSU 2nd-01:06.  
Largest lead-CSU by 35 2nd-01:40, SJSU None.  
CSU led for 39:10. SJSU led for 00:00. Game was tied for 00:50.

**PHOENIX, Ariz.** -- Colorado State jumped out early and built the lead throughout in easily handling San Jose State 90-57 Thursday night in Phoenix. With the win, the Rams improved to 9-2 and 6-1 in Mountain West play, while the Spartans fell to 2-9 and 0-7 in the league.

CSU scored the first five points of the game and just kept steadily building the first half lead behind solid shooting and strong overall defense. The Rams build the lead to as many as 26 in the first half and eventually went into the break leading 46-26. SJSU did get the lead down to 16 seven minutes into the second half, however CSU had an answer every time the rest of the half, including using a 17-2 run to lead by as many as 34 with under four minutes to play.

Colorado State finished the game at 54.7 percent (35-of-64) from the floor, including a stellar 63.0 percent (17-of-27) in the second half. San Jose State was limited to just 34.4 percent (22-of-64) and 32.0 percent (8-of-25) from the three-point line. The Rams won the battle of the boards 32-21.

Junior guard Kendle Moore led the Rams with 18 points, including four three-pointers, while junior David Roddy finished with 17 points and a game and team season-high 14 rebounds. Sophomore guard Isaiah Stevens finished with 14 points, while sophomore guard John Tonje came off the bench with 13. Richard Washington was the only Spartan in double figures with 35.

## STAT OF THE GAME

- CSU pushed the tempo effectively, outscoring SJSU 24-3 on the fast break.

## NOTES

- This is a unique series in that one team has won all the meetings so far, as CSU has won all 21 meetings. All but one have occurred since 1997, with 15 of them in conference play.
- CSU leader Niko Medved has a 4-0 record against San Jose State as a head coach.
- The Rams' 6-1 conference record is the program's best start in league play in the modern era (WAC and MW).
- The 46 points were the most in the first half for the Rams and the second largest halftime lead (20) of the season.
- Roddy's double-double was his fifth of the season and seventh of his career (Rams are 7-0 when he has one). That moves him to a tie for 29th in CSU history.
- Moore's 18 points were a season high.
- Tonje has scored in double figures in four of the last five games.

## Game 12 - Colorado State 88, San Jose State 61

Jan. 16, 2021 - Phoenix, Ariz. (Ability 360 Sports Center)

Colorado State (10-2, 7-1)												
Player	fg-a	3p-a	ft-a	reb.	tot	pf	tp	a	to	blk	s	min
James Moors	f 7-9	0-1	0-0	2-4	6	1	14	1	0	1	0	19
David Roddy	f 4-8	0-1	1-2	3-10	13	2	9	2	1	0	0	29
Adam Thistlewood	f 5-10	2-6	4-4	1-2	3	0	16	1	0	1	1	30
Kendle Moore	g 5-12	5-12	0-0	0-3	3	3	15	2	2	0	0	28
Isaiah Stevens	g 6-7	3-4	1-1	0-1	1	2	16	5	3	0	1	30
Trace Young	0-1	0-1	0-0	0-0	0	1	0	0	0	0	0	2
John Tonje	1-8	1-6	0-0	2-6	8	3	3	2	1	0	0	24
P.J. Byrd	2-5	0-1	0-0	0-1	1	3	4	2	2	0	0	15
Dischon Thomas	4-6	1-1	0-0	2-3	5	2	9	0	0	0	0	10
Isaiah Rivera	1-2	0-1	0-0	0-2	2	1	2	0	1	0	0	13
TEAM				3-2	5							
<b>Totals</b>	<b>35-68</b>	<b>12-34</b>	<b>6-7</b>	<b>13-34</b>	<b>47</b>	<b>18</b>	<b>88</b>	<b>15</b>	<b>10</b>	<b>2</b>	<b>2</b>	<b>200</b>

TOTAL FG%	1st Half: 17-33 51.5%	2nd Half: 18-35 51.4%	Game: 51.5%	DEADB
3-Pt. FG%	1st Half: 7-19 36.8%	2nd Half: 5-15 33.3%	Game: 35.3%	REBOUNDS
F Throw %	1st Half: 1-2 50.0%	2nd Half: 5-5 100%	Game: 85.7%	1

San Jose State (2-10,0-8)												
Player	fg-a	3p-a	ft-a	reb.	tot	pf	tp	a	to	blk	s	min
Nate Lacewell	f 1-4	0-1	0-1	1-2	3	2	2	0	0	1	0	18
Ralph Agee	f 6-9	0-0	0-0	3-2	5	1	12	0	1	0	0	32
Jalen Dalcourt	g 4-12	2-6	0-0	0-2	2	1	10	0	0	1	1	24
Omari Moore	g 3-7	0-1	0-1	1-5	6	2	6	1	1	2	1	28
Richard Washington	g 5-14	1-5	4-6	1-2	3	2	15	5	3	0	1	35
Sebastian Mendoza	5-12	3-7	2-3	0-2	2	1	15	0	3	0	2	26
Hugo Clarkin	0-0	0-0	0-0	2-0	2	0	0	0	0	0	0	11
Trey Smith	0-5	0-2	1-2	0-1	1	1	1	0	0	0	0	23
Harminder Dhalwal	0-0	0-0	0-0	1-1	2	0	0	0	0	0	0	3
TEAM				1-3	4							
<b>Totals</b>	<b>24-63</b>	<b>6-22</b>	<b>7-15</b>	<b>10-20</b>	<b>30</b>	<b>10</b>	<b>61</b>	<b>6</b>	<b>8</b>	<b>4</b>	<b>5</b>	<b>200</b>

TOTAL FG%	1st Half: 10-29 34.5%	2nd Half: 14-34 41.2%	Game: 38.1%	DEADB
3-Pt. FG%	1st Half: 3-11 27.3%	2nd Half: 3-11 27.3%	Game: 27.3%	REBOUNDS
F Throw %	1st Half: 5-10 50.0%	2nd Half: 2-5 40.0%	Game: 46.7%	3

Officials: Brad Fowler,James Ford,Jon Stigliano  
Technical fouls: Colorado State-None. San Jose State-None.

Att: N/A

Score by Periods	1st	2nd	Total
Colorado State	42	46	88
San Jose State	28	33	61

Points in the paint-CSU 40,SJSU 28. Points off turnovers-CSU 12,SJSU 9.  
2nd chance points-CSU 14,SJSU 11. Fast break points-CSU 7,SJSU 2.  
Bench points-CSU 18,SJSU 16





# THIS YEAR'S BOX SCORES - GAMES 13-15

## Game 13 - Utah State 83, Colorado State 64 Jan. 19, 2021 - Logan, Utah (Dee Glen Smith Spectrum)

Colorado State (10-3, 7-2)												
Player	fg-a	3p-a	ft-a	reb.	tot	pf	tp	a	to	blk	s	min
James Moors	f 2-6	1-3	0-0	1-1	2	4	5	3	1	1	0	20
Adam Thistlewood	f 4-6	2-3	4-4	0-2	2	4	14	0	2	1	0	31
Kendle Moore	g 3-9	2-7	0-0	0-4	4	1	8	1	3	0	1	29
Isaiah Stevens	g 7-13	2-6	0-0	0-5	5	2	16	4	3	0	1	37
David Roddy	g 2-6	0-1	5-8	3-5	8	2	9	4	4	1	1	30
John Tonje	0-5	0-3	0-1	0-0	0	2	0	1	0	0	0	22
P.J. Byrd	0-1	0-1	4-5	0-0	0	1	4	2	0	0	1	13
Dischon Thomas	3-5	2-3	0-0	0-1	1	4	8	1	1	0	0	11
Isaiah Rivera	0-1	0-0	0-0	0-1	1	1	0	0	1	0	1	7
TEAM				0-2	2							
<b>Totals</b>	<b>21-52</b>	<b>9-27</b>	<b>13-18</b>	<b>4-21</b>	<b>25</b>	<b>21</b>	<b>64</b>	<b>16</b>	<b>15</b>	<b>3</b>	<b>5</b>	<b>200</b>

TOTAL FG% 1st Half: 9-28 32.1% 2nd Half: 12-24 50.0% Game: 40.4% DEADBALL  
3-Pt. FG% 1st Half: 5-15 33.3% 2nd Half: 4-12 33.3% Game: 33.3% REBOUNDS  
F Throw % 1st Half: 6-7 85.7% 2nd Half: 7-11 63.6% Game: 72.2% 1

Utah State (12-3, 9-0)												
Player	fg-a	3p-a	ft-a	reb.	tot	pf	tp	a	to	blk	s	min
Justin Bean	f 4-6	0-0	0-0	0-5	7	0	8	1	0	0	0	21
Neemias Queta	c 6-9	0-0	6-9	4-8	12	2	18	2	3	0	1	33
Brock Miller	g 6-13	0-0	2-2	2-2	4	20	1	1	0	0	0	29
Rollie Worster	g 2-6	0-2	4-6	0-2	2	8	9	3	0	1	1	29
Marco Anthony	g 2-8	0-0	4-5	1-2	3	8	3	1	1	1	1	32
Sean Bairstow	1-1	1-1	0-0	1-1	2	0	3	0	1	0	0	6
Steven Ashworth	1-5	1-3	2-2	0-5	5	2	5	4	0	0	1	24
Alphonso Anderson	4-8	2-3	2-2	0-3	3	1	12	0	1	0	2	18
Max Shulga	0-0	0-0	0-0	0-0	0	2	0	0	1	0	0	1
Szymon Zapala	0-0	0-0	0-0	0-0	0	0	0	0	0	0	0	1
Karson Dastory	0-0	0-0	0-0	0-0	0	0	0	0	0	0	0	1
Trevin Dorius	0-1	0-0	1-2	2-2	4	1	1	0	0	0	1	4
Matthew Wickizer	0-0	0-0	0-0	0-0	0	0	0	0	0	0	0	1
TEAM				1-1	2							
<b>Totals</b>	<b>26-57</b>	<b>10-19</b>	<b>21-28</b>	<b>13-31</b>	<b>44</b>	<b>17</b>	<b>83</b>	<b>20</b>	<b>14</b>	<b>4</b>	<b>7</b>	<b>200</b>

TOTAL FG% 1st Half: 14-33 42.4% 2nd Half: 12-24 50.0% Game: 45.6% DEADBALL  
3-Pt. FG% 1st Half: 6-13 46.2% 2nd Half: 4-6 66.7% Game: 52.6% REBOUNDS  
F Throw % 1st Half: 10-14 71.4% 2nd Half: 11-14 78.6% Game: 75.0% 4

Officials: David Hall, Verne Harris, Michael Greenstein Att: 1553  
Technical fouls: Colorado State-None. Utah State-None.

Score by Periods	1st	2nd	Total
Colorado State	29	35	64
Utah State	44	39	83

Points in the paint-CSU 20,USU 22. Points off turnovers-CSU 16,USU 21.  
2nd chance points-CSU 5,USU 12. Fast break points-CSU 5,USU 2.  
Bench points-CSU 12,USU 21. Score tied 1 time. Lead changed 3 times.

Last FG-CSU 2nd-00:09, USU 2nd-03:34.  
Largest lead-CSU by 2 1st-19:15, USU by 26 2nd-06:08.  
CSU led for 00:38. USU led for 37:21. Game was tied for 02:01.

**LOGAN, Utah** – Colorado State could not overcome Utah State's advantage on the boards and some solid early shooting, losing to the host Aggies 83-64 Thursday night. With the loss, the Rams fell to 10-3 and 7-2 in Mountain West play, while the Aggies picked up their 11th consecutive win to move to 12-3 and 9-1 in the league.

The two teams were tight throughout the opening segments, with the hosts holding a 17-15 advantage midway through the first half. However, 10-0 run by Utah State over just two minutes gave the Aggies a 27-15 lead with just over eight minutes to play in the opening 20. The home squad maintained most of the margin and extended it slightly at the break to lead 44-29. CSU came out and got within 11 but that was as close as the visitors could get in the second half.

Colorado State was just 40.4 percent (21-of-52) from the field and 33.3 percent (9-of-27) from the three-point line, while Utah State connected on 45.6 percent (26-of-57) of its shots overall and 52.6 percent (10-of-19) from behind the line. The Aggies were 21-of-28 at the free throw line as compared to 13-of-18 for the Rams.

Sophomore guard Isaiah Stevens led the Rams with 16 points, while junior Adam Thistlewood was the only other CSU player in double-figures with 14. Utah State had three in double figures, led by Brock Miller with 20.

### STAT OF THE GAME

• Utah State controlled the boards, 44-25, resulting in 15 more shot attempts (field goal and free throw combined) than CSU and a 12-5 margin in second chance points.

### NOTES

- Utah State has the better end of this long-time series, holding a 59-39 win advantage, including 37-11 in Logan.
- CSU leader Niko Medved has an 0-5 record against Utah State as a head coach.
- Thistlewood moved up to 14th on CSU's career three pointers list with 131.
- The 64 points were the second fewest the Rams have scored this season.

## Game 14 - Colorado State 84, Utah State 76 Jan. 21, 2021 - Logan, Utah (Dee Glen Smith Spectrum)

Colorado State (11-3, 8-2)												
Player	fg-a	3p-a	ft-a	reb.	tot	pf	tp	a	to	blk	s	min
James Moors	f 2-7	0-1	1-2	0-4	4	4	5	1	2	1	1	22
Adam Thistlewood	f 3-4	2-3	0-0	0-0	0	3	8	0	1	2	0	31
Kendle Moore	g 4-7	1-4	7-8	0-4	4	2	16	4	2	0	2	35
Isaiah Stevens	g 3-11	1-2	11-13	0-8	8	1	18	8	3	0	4	39
David Roddy	g 6-8	1-1	2-2	4-3	7	4	15	4	3	1	0	26
John Tonje	1-2	1-2	0-0	0-6	6	4	3	0	1	0	0	21
P.J. Byrd	1-3	0-2	2-2	0-0	0	1	4	1	0	0	1	7
Dischon Thomas	5-8	3-5	2-2	0-2	2	4	15	0	1	0	1	15
Isaiah Rivera	0-0	0-0	0-0	0-0	0	0	0	0	0	0	0	4
TEAM				1-0	1							
<b>Totals</b>	<b>25-50</b>	<b>9-20</b>	<b>25-29</b>	<b>5-27</b>	<b>32</b>	<b>23</b>	<b>84</b>	<b>18</b>	<b>13</b>	<b>4</b>	<b>9</b>	<b>200</b>

TOTAL FG% 1st Half: 14-28 50.0% 2nd Half: 11-22 50.0% Game: 50.0% DEADBALL  
3-Pt. FG% 1st Half: 6-14 42.9% 2nd Half: 3-6 50.0% Game: 45.0% REBOUNDS  
F Throw % 1st Half: 3-4 75.0% 2nd Half: 22-25 88.0% Game: 86.2% 4

Utah State (12-4, 9-1)												
Player	fg-a	3p-a	ft-a	reb.	tot	pf	tp	a	to	blk	s	min
Justin Bean	f 4-10	0-3	0-0	1-5	6	1	8	2	1	0	2	31
Neemias Queta	c 5-5	0-0	3-3	1-4	5	4	13	3	2	2	0	32
Brock Miller	g 4-10	4-10	2-3	0-2	2	3	14	0	0	0	0	27
Rollie Worster	g 4-7	2-4	2-2	3-1	4	1	12	5	3	0	2	27
Marco Anthony	g 2-9	0-2	2-5	2-4	6	5	6	2	2	0	0	26
Sean Bairstow	0-1	0-1	0-0	0-0	0	0	0	0	0	0	0	7
Steven Ashworth	3-14	1-9	3-3	0-2	2	4	10	5	4	0	0	28
Alphonso Anderson	4-7	1-2	1-4	3-0	3	3	10	0	1	0	1	13
Trevin Dorius	1-1	0-0	1-2	3-1	4	2	3	0	0	0	0	9
TEAM				2-1	3							
<b>Totals</b>	<b>27-64</b>	<b>8-31</b>	<b>14-22</b>	<b>15-20</b>	<b>35</b>	<b>23</b>	<b>76</b>	<b>17</b>	<b>15</b>	<b>2</b>	<b>6</b>	<b>200</b>

TOTAL FG% 1st Half: 12-28 42.9% 2nd Half: 15-36 41.7% Game: 42.2% DEADBALL  
3-Pt. FG% 1st Half: 2-12 16.7% 2nd Half: 6-19 31.6% Game: 25.8% REBOUNDS  
F Throw % 1st Half: 9-12 75.0% 2nd Half: 5-10 50.0% Game: 63.6% 3

Officials: Larry Spaulding, Wilson Holland, Doran Gotshall Att: 1592  
Technical fouls: Colorado State-None. Utah State-None.

Score by Periods	1st	2nd	Total
Colorado State	37	47	84
Utah State	35	41	76

Points in the paint-CSU 28,USU 28. Points off turnovers-CSU 16,USU 16.  
2nd chance points-CSU 7,USU 14. Fast break points-CSU 4,USU 6.  
Bench points-CSU 22,USU 23. Score tied 7 times. Lead changed 9 times.

Last FG-CSU 2nd-01:08, USU 2nd-00:20.  
Largest lead-CSU by 12 2nd-01:08, USU by 10 1st-14:13.  
CSU led for 21:56. USU led for 15:33. Game was tied for 02:31.

**LOGAN, Utah** – Colorado State battled early, made plays throughout the second half and made free throws in the final minutes to come away with an 84-76 win at Utah State Thursday night. With the win, the Rams improved to 11-3 and 8-2 in Mountain West play, while the Aggies had their 11-game win streak snapped and suffered their first conference loss to fall to 12-4 and 9-1 in the league.

Utah State got off to another good start, leading 19-9 just under six minutes into the game. But CSU had a strong response, as sophomore Dischon Thomas rattled off 11 consecutive points for the Rams, including three triples, to make it 21-20 Utah State. The Rams then grabbed the lead on a Kendle Moore layup and held it the remainder of the half, going into the intermission up 37-35.

The Aggies came out with a sense of urgency to start the second half, retaking the lead by scoring the first six points of the period. However, the visitors continued to fight and this game saw several lead changes in the second half. Down 56-53 with 7:39 to go, the CSU defense stepped up as the offense started to convert and the Rams took the lead for good on a pair of Moore free throws to make it 57-56. But that wasn't all for this run, as CSU went on a 10-0 run, capped by a Moore 3 off a kick out from sophomore David Roddy to go up 63-56 with just over five minutes to go. The Rams never led Utah State closer than five the rest of the way and built it to as many as 12 in the final two minutes by connecting at the free throw line.

Colorado State finished 50.0 percent (25-of-50) from the floor and 45.0 percent (9-of-20) from the three-point line. Utah State was held to just 42.9 percent (27-of-64) from the field and 25.8 percent (8-of-31) beyond the arc. The Rams took advantage of the free throw line, connecting on 25-of-29 (86.2 percent) at the charity stripe. The Aggies held just a slight advantage on the board, 35-32, but CSU forced 15 Utah State turnovers.

The Rams had four in double figures, led by Isaiah Stevens with 18 points, eight rebounds, eight assists and four steals, while Moore had 16 points, four rebounds and four assists. Roddy added 15 points, seven rebounds and four assists, while Thomas added a season-high 15 points off the bench. Utah State had five in double figures, led by Brock Miller with 14.

### STAT OF THE GAME

• The Rams went 11-of-12 from the free throw line in the final two minutes to seal the victory.

### NOTES

- Utah State still leads the series 59-40 as CSU picked up just its 12th win in 49 tries in Logan.
- CSU leader Niko Medved picked up his first win in six tries against Utah State as a head coach.
- The 8-2 conference start is the best for CSU in program history.
- The Rams are now 8-0 this season (6-0 MW) when leading at the break and 33-6 all-time (21-3) under Medved.
- CSU is now 4-0 in games decided by eight points or less this season, all in conference action.
- Thomas hit a career-high three triples in the contest, while Stevens' four steals were a season best.

## Game 15 - Colorado State 78, Boise State 56 Jan. 27, 2021 - Fort Collins, Colo. (Moby Arena)

Boise State (13-2, 9-1)												
Player	fg-a	3p-a	ft-a	reb.	tot	pf	tp	a	to	blk	s	min
Abu Kigab	f 3-8	0-4	0-0	2-2	4	3	6	0	4	1	0	29
Mladen Armus	f 1-2	0-0	2-7	1-6	7	3	4	2	0	0	2	29
Marcus Shaver Jr.	g 3-9	2-5	2-2	0-3	3	1	10	1	0	0	1	35
Ray J Dennis	g 3-9	0-3	2-2	2-2	4	1	8	4	2	0	3	30
Derrick Alston	g 8-16	3-7	1-2	0-2	2	2	20	1	3	1	2	32
Devonaire Doutrive	3-6	0-2	2-2	1-1	2	1	8	1	3	0	2	20
Max Rice	0-3	0-2	0-0	0-0	0	1	0	1	0	0	0	14
Emmanuel Akot	0-2	0-0	0-0	1-1	2	0	0	1	0	0	0	10
Naje Smith	0-0	0-0	0-0	0-0	0	0	0	0	1	0	0	1
TEAM												
<b>Totals</b>	<b>21-55</b>	<b>5-23</b>	<b>9-15</b>	<b>7-17</b>	<b>24</b>	<b>12</b>	<b>56</b>	<b>11</b>	<b>5</b>	<b>12</b>	<b>10</b>	<b>200</b>

TOTAL FG% 1st Half: 9-27 33.3% 2nd Half: 12-28 42.9% Game: 38.2% DEADBALL  
3-Pt. FG% 1st Half: 3-10 30.0% 2nd Half: 2-13 15.4% Game: 21.7% REBOUNDS  
F Throw % 1st Half: 4-8 50.0% 2nd Half: 5-7 71.4% Game: 60.0% 2

Colorado State (12-3, 9-2)												
Player	fg-a	3p-a	ft-a	reb.	tot	pf	tp	a	to	blk	s	min
James Moors	f 2-4	0-0	0-0	2-4	6	2	4	3	2	0	1	20
David Roddy	f 10-16	2-5	5-8	5-10	15	3	27	1	3	1	1	31
Adam Thistlewood	f 2-6	2-6	0-0	1-5	6	2	6	1	1	0	0	24
Kendle Moore	g 4-8	1-3	2-2	0-3	3	3	11	0	0	0	1	29
Isaiah Stevens	g 5-9	0-2	2-3	0-1	1	2	12	0	8	0	2	39
John Tonje	3-4	2-2	3-3	1-2	3	1	11	0	1	0	1	16
P.J. Byrd	1-1	0-0	0-0	0-1	1	1	2	1	0	0	0	12
Dischon Thomas	1-3	0-1	0-0	0-4	4	3	2	1	1	0	0	15
Isaiah Rivera	1-1	1-1	0-0	0-0	0	1	3	0	1	1	0	4
TEAM				0-1	1				1			
Totals	29-52	8-20	12-16	9-31	40	18	78	17	19	2	8	200





## THIS YEAR'S BOX SCORES - GAME 16-18

Game 16 - Boise State 85, Colorado State 77  
Jan. 29, 2021 - Fort Collins, Colo. (Moby Arena)

Boise State (14-2, 10-1)												
Player	fg-a	3p-a	ft-a	reb.	pf	tp	a	to	blk	s	min	
Abu Kigab	f 3-8	3-6	8-10	1-6	7	2	17	2	4	4	2	30
Miaden Armus	f 5-7	0-0	2-5	6-3	9	2	12	2	1	1	1	33
Marcus Shaver Jr.	g 8-13	2-4	3-3	0-3	3	3	21	1	1	0	2	29
Ray J Dennis	g 2-8	0-2	1-2	0-2	1	3	5	2	2	0	2	23
Derrick Alston	g 3-8	2-6	1-2	0-1	1	2	9	4	4	0	1	26
Devonaire Doudrive	5-5	2-2	1-6	0-2	2	1	13	2	0	0	0	25
Max Rice	1-2	0-0	2-2	0-2	2	1	4	2	0	0	0	16
Emmanuel Akot	2-4	0-1	0-0	0-1	1	2	4	3	1	0	1	16
Naje Smith	0-0	0-0	0-0	0-0	0	0	0	0	0	0	0	2
TEAM				1-2	3							
<b>Totals</b>	<b>29-55</b>	<b>9-21</b>	<b>18-30</b>	<b>8-22</b>	<b>30</b>	<b>16</b>	<b>85</b>	<b>18</b>	<b>13</b>	<b>5</b>	<b>9</b>	<b>200</b>

TOTAL FG% 1st Half: 15-31 48.4% 2nd Half: 14-24 58.3% Game: 52.7% DEADBALL  
3-Pt. FG% 1st Half: 5-13 38.5% 2nd Half: 4-8 50.0% Game: 42.9% REBOUNDS  
F Throw % 1st Half: 3-5 60.0% 2nd Half: 15-25 60.0% Game: 60.0% 7

Colorado State (12-4, 9-3)												
Player	fg-a	3p-a	ft-a	reb.	pf	tp	a	to	blk	s	min	
James Moors	f 2-3	0-0	0-1	1-1	2	2	4	2	2	0	0	17
David Roddy	f 6-13	1-3	3-4	3-5	8	4	16	3	4	0	2	34
Adam Thistlewood	f 8-13	5-9	3-3	0-1	1	3	24	0	0	2	0	34
Kendle Moore	g 1-5	1-4	0-0	0-1	1	2	3	0	1	0	1	31
Isaiah Stevens	g 7-15	1-4	2-2	0-9	9	2	17	8	7	0	2	38
John Tonje	2-4	1-2	0-0	0-3	3	5	5	0	2	0	0	22
P.J. Byrd	1-2	0-0	0-0	0-0	2	2	1	1	0	0	0	11
Dischon Thomas	0-2	0-0	2-2	2-1	3	1	6	1	0	0	0	11
Isaiah Rivera	2-1	0-0	0-0	0-0	0	0	1	0	0	0	0	2
TEAM				2-2	4							
<b>Totals</b>	<b>29-58</b>	<b>9-22</b>	<b>10-12</b>	<b>8-23</b>	<b>31</b>	<b>19</b>	<b>77</b>	<b>16</b>	<b>18</b>	<b>2</b>	<b>5</b>	<b>200</b>

TOTAL FG% 1st Half: 14-27 51.9% 2nd Half: 15-31 48.4% Game: 50.0% DEADBALL  
3-Pt. FG% 1st Half: 5-12 41.7% 2nd Half: 4-10 40.0% Game: 40.9% REBOUNDS  
F Throw % 1st Half: 6-8 75.0% 2nd Half: 4-4 100% Game: 83.3% 1

Officials: Deron White, Mike Scypers, Tony Padilla  
Technical fouls: Boise State-None. Colorado State-TEAM.

Att: N/A

Score by Periods	1st	2nd	Total
Boise State	38	47	85
Colorado State	39	38	77

Points in the paint-BOISE 36, CSU 28. Points off turnovers-BOISE 24, CSU 14.  
2nd chance points-BOISE 9, CSU 8. Fast break points-BOISE 22, CSU 14.  
Bench points-BOISE 21, CSU 13. Score tied-3 times. Lead changed-5 times.

Last FG-BOISE 2nd-00:15, CSU 2nd-00:07.  
Largest lead-BOISE by 23 2nd-09:41, CSU by 4 1st-18:48.  
BOISE led for 30:08. CSU led for 07:21. Game was tied for 02:31.

**FORT COLLINS, Colo.** – In a battle featuring two of the top three teams in the Mountain West standings, Colorado State was unable to rally late against a pesky Boise State and fell to the visiting Broncos 85-77 Friday night. With the loss snapping CSU's nine-game home win streak, the Rams fell to 12-4 and 9-3 in MW play, while the Broncos improved to 14-2 and 10-1 in the league.

After a back-and-forth first half that had the Rams leading 39-38 at the break, Boise State came out and scored the first seven points of the second half and never relinquished the lead. The margin grew to as many as 23 in the second half, but CSU battled back and cut it to six with two minutes to play at 77-71. However, the Rams could get no closer as the Broncos shot 58.3 percent from the field in the final 20 minutes.

Colorado State finished the game at 50.0 percent (29-of-58) from the field and 40.9 percent (9-of-22) from the three-point line. Boise State was 52.7 percent (29-of-55) from the floor, including 42.9 percent (9-of-21) beyond the arc. CSU had a slight lead on the board, 31-30, but was outscored on points in the paint, 36-28.

CSU was led by junior Adam Thistlewood, who tied a career high with 24 points, including a career-best five three-pointers. Sophomore Isaiah Stevens had 17 points, nine rebounds and eight assists, while sophomore David Roddy was the only other Ram in double figures with 16 points and eight boards. Boise State had four players in double figures, led by Marcus Shaver Jr. with 21.

## STAT OF THE GAME

• The Rams' turnovers hurt the offensive flow as CSU finished with 18 turnovers that Boise State turned into a 24-14 advantage in points off turnovers.

## NOTES

- The two teams split the series and have been in a battle in recent years, with Boise State holding a slight 15-12 lead in games played, with the having won eight of the last 10 meetings dating back to the 2016-17 season.
- CSU leader Niko Medved has an 2-4 record against Boise State as a head coach.
- The Rams are now 9-1 this season (7-1 MW) when leading at the break and 34-7 all-time (22-4 MW) under Medved.
- Thistlewood recorded his 12th and 13th blocked shots on the season, tying his total from his first two seasons at CSU combined.

Game 17 - Colorado State 74, Wyoming 72  
Feb. 4, 2021 - Laramie, Wyo. (Arena-Auditorium)

Colorado State (13-4, 10-3)												
Player	fg-a	3p-a	ft-a	reb.	pf	tp	a	to	blk	s	min	
James Moors	f 4-5	0-0	2-2	0-0	0	0	10	0	5	0	0	18
David Roddy	f 6-12	0-1	3-4	1-7	8	2	15	3	3	1	0	36
Adam Thistlewood	f 3-6	2-4	0-0	1-5	6	2	8	0	0	1	0	34
Kendle Moore	g 4-7	2-4	3-4	0-2	2	1	13	4	0	0	1	35
Isaiah Stevens	g 3-8	0-1	0-0	0-4	4	5	6	2	5	0	0	29
John Tonje	3-4	2-3	6-6	0-3	3	3	14	1	1	0	0	22
P.J. Byrd	2-2	0-0	0-0	0-2	2	1	4	0	2	0	1	16
Dischon Thomas	0-2	0-2	0-0	0-0	0	4	0	0	1	0	1	4
Isaiah Rivera	2-3	0-1	0-0	1-1	2	1	4	0	0	0	0	6
TEAM				1-5	6							
<b>Totals</b>	<b>27-49</b>	<b>6-16</b>	<b>14-16</b>	<b>4-29</b>	<b>33</b>	<b>19</b>	<b>74</b>	<b>10</b>	<b>18</b>	<b>2</b>	<b>3</b>	<b>200</b>

TOTAL FG% 1st Half: 13-26 50.0% 2nd Half: 14-23 60.9% Game: 55.1% DEADBALL  
3-Pt. FG% 1st Half: 3-9 33.3% 2nd Half: 3-7 42.9% Game: 37.5% REBOUNDS  
F Throw % 1st Half: 3-3 100% 2nd Half: 11-13 84.6% Game: 87.5% 2

Wyoming (10-8, 4-7)												
Player	fg-a	3p-a	ft-a	reb.	pf	tp	a	to	blk	s	min	
Hunter Thompson	f 1-3	1-3	1-2	0-1	1	2	4	0	1	0	0	15
Marcus Williams	g 6-12	4-9	1-2	0-2	2	17	6	4	0	1	0	38
Kwane Marble II	g 3-9	0-4	4-4	2-4	6	3	10	3	3	0	2	30
Hunter Maldonado	g 5-11	0-4	4-6	2-4	6	2	14	4	0	0	1	38
Xavier DuSell	g 6-12	5-10	0-0	1-2	3	4	17	2	1	0	0	29
Drake Jeffries	1-7	0-5	0-0	0-2	2	1	2	0	0	0	1	18
Jeremiah Oden	0-1	0-1	0-0	0-0	2	1	0	0	1	0	0	7
Graham Ike	4-6	0-0	0-1	1-3	4	2	8	1	3	1	0	25
TEAM				1-0	1							
<b>Totals</b>	<b>26-61</b>	<b>10-36</b>	<b>10-15</b>	<b>9-18</b>	<b>27</b>	<b>17</b>	<b>72</b>	<b>16</b>	<b>13</b>	<b>1</b>	<b>5</b>	<b>200</b>

TOTAL FG% 1st Half: 13-28 46.4% 2nd Half: 13-33 39.4% Game: 42.6% DEADBALL  
3-Pt. FG% 1st Half: 6-19 31.6% 2nd Half: 4-17 23.5% Game: 27.8% REBOUNDS  
F Throw % 1st Half: 6-10 60.0% 2nd Half: 4-5 80.0% Game: 66.7% 2

Officials: Ryan McDaniel, Shawn Lehigh, Tommy Nunez  
Technical fouls: Colorado State-None. Wyoming-None.

Att: 1807

Score by Periods	1st	2nd	Total
Colorado State	32	42	74
Wyoming	38	34	72

Points in the paint-CSU 32, UW 30. Points off turnovers-CSU 16, UW 19.  
2nd chance points-CSU 4, UW 9. Fast break points-CSU 6, UW 4.  
Bench points-CSU 24, UW 10. Score tied-9 times. Lead changed-6 times.

Last FG-CSU 2nd-00:06, UW 2nd-00:12.  
Largest lead-CSU by 7 1st-15:11, UW by 9 2nd-17:29.  
CSU led for 19:55. UW led for 16:47. Game was tied for 03:18.

Game 18 - Colorado State 68, Wyoming 59  
Feb. 6, 2021 - Laramie, Wyo. (Arena-Auditorium)

Colorado State (14-4, 11-3)												
Player	fg-a	3p-a	ft-a	reb.	pf	tp	a	to	blk	s	min	
James Moors	f 2-3	0-1	0-0	2-2	4	1	4	0	2	0	1	16
David Roddy	f 5-7	0-1	5-6	1-10	11	4	15	1	3	0	1	26
Adam Thistlewood	f 2-4	0-2	0-3	0-8	8	1	4	1	3	0	1	34
Kendle Moore	g 3-7	1-3	2-2	0-1	1	3	9	1	2	0	2	29
Isaiah Stevens	g 4-12	1-4	5-6	1-3	4	1	14	0	4	0	1	37
John Tonje	4-5	1-2	1-2	2-2	4	2	10	1	1	0	2	25
P.J. Byrd	1-4	0-3	2-2	0-2	2	1	4	2	0	0	0	14
Dischon Thomas	2-3	0-1	4-4	1-0	1	3	8	1	1	0	0	16
Isaiah Rivera	0-0	0-0	0-0	0-0	0	0	0	0	0	0	0	3
TEAM				1-3	4							
<b>Totals</b>	<b>23-45</b>	<b>3-17</b>	<b>19-25</b>	<b>8-31</b>	<b>39</b>	<b>16</b>	<b>68</b>	<b>7</b>	<b>17</b>	<b>0</b>	<b>8</b>	<b>200</b>

TOTAL FG% 1st Half: 16-29 55.2% 2nd Half: 7-16 43.8% Game: 51.1% DEADBALL  
3-Pt. FG% 1st Half: 3-11 27.3% 2nd Half: 0-6 0.0% Game: 17.6% REBOUNDS  
F Throw % 1st Half: 4-5 80.0% 2nd Half: 15-20 75.0% Game: 76.0% 1

Wyoming (10-9, 4-8)												
Player	fg-a	3p-a	ft-a	reb.	pf	tp	a	to	blk	s	min	
Graham Ike	f 6-11	0-0	1-3	3-6	9	3	13	2	4	0	0	26
Marcus Williams	g 4-12	0-4	1-1	0-0	0	5	8	4	2	0	1	23
Kwane Marble II	g 2-5	1-4	1-2	1-1	2	0	6	2	0	0	3	28
Hunter Maldonado	g 3-8	0-2	3-4	0-6	6	3	9	0	1	0	0	36
Xavier DuSell	g 2-8	1-7	0-0	0-2	2	4	5	1	2	0	1	35
Drake Jeffries	3-7	3-7	4-4	0-3	3	1	13	0	1	0	0	33
Hunter Thompson	1-3	1-2	0-0	0-0	0	3	3	0	2	0	2	15
Jeremiah Oden	0-0	0-0	2-2	1-0	1	0	2	0	1	0	0	4
TEAM				1-1	2							
<b>Totals</b>	<b>21-54</b>	<b>6-26</b>	<b>11-16</b>	<b>6-19</b>	<b>25</b>	<b>19</b>	<b>59</b>	<b>9</b>	<b>13</b>	<b>0</b>	<b>7</b>	<b>200</b>

TOTAL FG% 1st Half: 9-25 36.0% 2nd Half: 12-29 41.4% Game: 38.9% DEADBALL  
3-Pt. FG% 1st Half: 3-14 21.4% 2nd Half: 3-12 25.0% Game: 23.1% REBOUNDS  
F Throw % 1st Half: 8-11 72.7% 2nd Half: 3-5 60.0% Game: 68.8% 1

Officials: Rick O'Neill, Kelly Self, Larry Spaulding  
Technical fouls: Colorado State-None. Wyoming-None.

Att: 2000

Score by Periods	1st	2nd	Total
Colorado State	39	29	68
Wyoming	29	30	59

Points in the paint-CSU 30, UW 30. Points off turnovers-CSU 16, UW 18.  
2nd chance points-CSU 6, UW 4. Fast break points-CSU 7, UW 4.  
Bench points-CSU 22, UW 18. Score tied-0 times. Lead changed-1 time.

Last FG-CSU 2nd-00:43, UW 2nd-02:27.  
Largest lead-CSU by 18 1st-08:47, UW by 1 1st-19:37.  
CSU led for 38:37. UW led for 01:00. Game was tied for 00:23.

**LARAMIE, Wyo.** – Colorado State built an 18-point first-half lead and made it hold with some late free throws and key baskets to defeat host Wyoming, 68-59, in the Border War finale Saturday afternoon in Laramie. With the win, the Rams improved to 14-4 and 11-3 in Mountain West action, while the Cowboys fell to 10-9 and 4-8 in league play.

Colorado State got off to a strong start on both ends of the floor, using smart offense and stingy defense to take an early lead and build it to as many as 18 at 37-19 with 3:52 left in the first half. However, Wyoming, as in a typical rivalry game, scrapped back with a 10-2 run to close the first half and cut the Rams lead to 39-29 at halftime. Part of CSU's first-half success came from good ball movement that resulted in hitting 55.2 percent (16-of-29) of its shots from the floor, including 13-of-18 on two pointers.

Wyoming kept chipping away at the Rams lead, eventually cutting it down to just one at 60-59 with 2:27 to play, as the Rams went more than eight minutes without a made field goal. Forward David Roddy connected on a pair of free throws and then made a driving layup to push it back to 64-59, as CSU scored the final eight points of the game to seal the win.

Colorado State finished at 51.1 percent (23-of-45) from the floor but just 17.6 percent (3-of-17) from the three-point line. Wyoming ended at 38.9 percent (21-of-54) on field goals, including 23.1 percent (6-of-26) on threes. CSU won the battle of the boards, 39-25, and went 76.0 percent (19-of-25) at the charity stripe.

The Rams had three in double figures, led by Roddy with 15 points and 11 rebounds. Guard Isaiah Stevens had 14 points and guard John Tonje finished with 10. Wyoming had two in



## NIKO MEDVED

*Head Coach • Third Year at CSU • Minnesota (1997)*

Niko Medved is in his third year as the head coach of the Rams' men's basketball program in 2020-21. Medved, a Colorado State assistant coach from 2007-13, has continued to show his prowess in program improvement, having led his respective squads to increased wins over the previous season in each of his seven years as a leader. That includes both seasons at CSU, resulting in a nine-win improvement over two years.

Last season, the Rams continued their upward trend under Medved and his staff, posting an eight-victory improvement over his first year with a 20-win season. The Rams were also headed to the postseason for the first time in three years prior to the season being halted for the worldwide pandemic. As part of that season, three Rams were recognized for their play on the court, including second-team All-MW pick and the league's all-time leading rebounder Nico Carvacho and the Mountain West Freshman of the Year and third-team All-MW guard Isaiah Stevens.

He previously served as the head coach at Drake University for one season where he guided the Bulldogs to their first postseason berth in six years. Prior to his appointment at Drake, he engineered considerable success as head coach at Furman from 2013-16.

As a Colorado State assistant coach for six years beginning in 2007 when former head coach Tim Miles took the reins of the Rams' program, Medved was instrumental in the rebuild of the program that saw it improve from seven wins in 2007-08 to five consecutive postseason berths, including NCAA tournament appearances in his final two seasons. As recruiting coordinator at CSU, Medved was responsible for recruiting many of the contributing players on the Rams' roster who helped return the program to prominence, a list that includes:

- two-time All-Mountain West selection and eventual Olympian Andy Ogide
- 2013 honorable mention AP All-American and first-team All-Mountain West Conference choice Colton Iverson
- second team All-MW pick Dorian Green
- third team all-league and two time all-defensive team selection Pierce Hornung
- 2012 first team All-MW guard Wes Eikmeier
- 2013 MW Sixth Man of the Year Daniel Bejarano

During his season at Drake, he engineered a 10-game improvement over the previous season, including 10 wins in the Missouri Valley Conference, the most in 10 years and just the 11th time the squad had won 10 or more league games in a season. The turnaround was the 17th best in the nation this year from a 7-24 record prior to his arrival. The postseason berth in the CIT was the first since 2012 and the His squad defeated Wake Forest during non-conference play., the program's second-ever win against an Atlantic Coast Conference opponent. He also had a player named Missouri Valley Scholar-Athlete of the Week seven times during the season out of 11 opportunities and had four players named to MVC Scholar-Athlete teams.

In four seasons as head coach at Furman, Medved guided the Paladins from a seven-win squad prior to his arrival and led it to improved records each season. The run culminated in a 23-11 record in 2016 that earned him Southern Conference Coach of the Year honors and saw the program earn a share of its first SoCon regular season championship since 1990-91. Medved's team reached the semifinals of the CollegelInsider.com (CIT) postseason tournament in 2016-17, its second consecutive season in the CIT.

He spent seven seasons as an assistant coach at Furman (1999-2006),

### MEDVED AT A GLANCE

#### PERSONAL

Hometown	St. Paul, Minn.
College	Minnesota, 1997
Family	Wife: Erica Daughters: Aly, Taylor

#### COACHING HONORS/POSTSEASON APPEARANCES

2018	CollegelInsider.com Tournament (Drake Head Coach)
2017	Southern Conference Coach of the Year (Furman)
2017	CollegelInsider.com Tournament (Furman Head Coach)
2016	CollegelInsider.com Tournament (Furman Head Coach)
2013	NCAA Tournament (CSU Assistant Coach)
2012	NCAA Tournament (CSU Assistant Coach)

#### COACHING RÉSUMÉ

1997-99	Macalester College, associate head coach
1999-2006	Furman, assistant coach
2006-07	Minnesota, assistant coach
2007-13	Colorado State, assistant coach
2013-17	Furman, head coach
2017-18	Drake, head coach
2018-present	Colorado State, head coach



## GAMES 19 & 20 - NEW MEXICO

including serving as the school's interim head coach in the spring of 2006. Furman registered winning seasons in each of Medved's last three years in Greenville and four of the final five seasons. He then spent one season (2006-07) as an assistant at the Minnesota under Dan Monson before joining Miles' first staff at CSU in 2007.

Medved began his coaching career at the University of Minnesota in 1992 as a student manager and assistant. He served as associate head coach at Macalester College from 1997–1999 and worked four years as an instructor at the prestigious Nike All-America camp. Medved earned his B.S. in kinesiology in 1997 and his master's in sport management in 1999, both from Minnesota.

Niko and his wife Erica have a three-year-old daughter, Aly and one-year-old daughter Taylor.



### HEAD COACHING EXPERIENCE

Year	School	Rec.	Conf. Rec.	Conf. Finish	Postseason
2013-14	Furman	9-21	3-13	10th (SoCon)	-
2014-15	Furman	11-22	5-13	10th (SoCon)	
2015-16	Furman	19-16	11-7	t-3rd (SoCon)	CollegelInsider.com
2016-17	Furman	23-11	14-4	t-1st (SoCon)	CollegelInsider.com
	<i>Four seasons</i>	<i>62-70</i>	<i>33-37</i>		
2017-18	Drake	17-17	10-8	t-3rd (MVC)	CollegelInsider.com
	<i>One Season</i>	<i>17-17</i>	<i>10-8</i>		
2018-19	Colorado State	12-20	7-11	t-7th (MW)	
2019-20	Colorado State	20-12	11-7	t-5th (MW)	
2020-21	Colorado State	14-4	11-3		
	<i>Three Seasons</i>	<i>46-36</i>	<i>29-21</i>		
Overall	<i>Eight seasons</i>	<i>125-123</i>	<i>72-66</i>	<i>1 Title</i>	<i>3 Postseason Appearances</i>

### MEDVED'S PLAYER ACCOLADES AS A HEAD COACH

Year	Player	Award
2013-14	Stephen Croone	Southern Conference Second-Team All-League
2014-15	Stephen Croone	Southern Conference Second Team All-League
2014-15	Devin Sibley, Jr.	Southern Conference Freshman of the Year, All-Freshman Team
2014-15	Daniel Fowler	Southern Conference All-Freshman Team
2015-16	Stephen Croone	Southern Conference Player of the Year, First Team All-SoCon
2015-16	Matt Rafferty	Southern Conference All-Freshman Team
2016-17	Devin Sibley, Jr.	Southern Conference Player of the Year; First Team All-SoCon
2016-17	Kris Acos	Second Team All-SoCon
2016-17	Jordan Lyons	Southern Conference All-Freshman Team
2017-18	Blake Timmer	First Team All-Missouri Valley, MVC Co-Scholar Athlete of the Year
2017-18	Graham Woodward	Missouri Valley All-Bench Team
2017-18	Nick McGlynn	Missouri Valley Most-Improved Team
2018-19	Nico Carvacho	First Team All-Mountain West, MW All-Defensive Team, NABC Second Team All-District, USBWA First Team All-District
2018-19	J.D. Paige	Honorable Mention All-Mountain West, MW All-Defensive Team
2019-20	Nico Carvacho	Second Team All-Mountain West (coaches & media)
	Isaiah Stevens	MW Freshman of the Year (coaches & media), Third Team All-Mountain West (coaches), Honorable Mention All-Mountain West (media)
	David Roddy	Honorable Mention All-Mountain West (media)

### Medved Year-by-Year

<i>Furman</i>				
Year	Overall	Home	Away	Neut
2013-14	9-21	6-8	3-12	0-1
2014-15	11-22	7-7	1-14	3-1
2015-16	19-16	14-2	3-12	2-2
2016-17	23-11	11-3	12-7	0-1
Total	62-70	38-20	19-45	5-5
Pct.	.470	.655	.297	.500

<i>Drake</i>				
Year	Overall	Home	Away	Neut
2017-18	17-17	11-3	4-11	2-3
Total	17-17	11-3	4-11	2-3
Pct.	.500	.786	.267	.400

<i>Colorado State</i>				
Year	Overall	Home	Away	Neut
2018-19	12-20	8-9	4-8	0-3
2019-20	20-12	12-4	5-6	3-2
2020-21	14-4	7-1	5-3	2-0
Total	46-36	27-14	14-17	5-5
Pct.	.561	.658	.452	.500

Comb.	125-123	76-37	37-73	12-13
Pct.	.504	.673	.336	.480



**Furman [62-70 (.470), 33-37 SoCon]****2013-14: 9-21 (.3-13, 10th SoCon)****Home: 6-8 / Away: 3-12 / Neutral: 0-1**

11/8	Sewanee	W, 66-49
11/12	Gardner-Webb	W, 75-64
11/15	Florida Gulf Coast	L, 69-70
11/23	at College of Charleston	L, 55-89
11/26	at Virginia Tech	L, 54-75
11/30	Brevard	W, 89-72
12/4	at Fordham	L, 48-79
12/7	at Presbyterian	W, 74-59
12/10	Mars Hill	L, 93-97
12/14	at Clemson	L, 35-71
12/20	Liberty	W, 86-83
12/28	at California	L, 60-90
12/30	at UC Davis	W, 75-65
1/4	Chattanooga*	L, 63-72
1/6	at UNC Greensboro*	L, 82-90
1/9	Davidson*	L, 56-73
1/11	at Samford*	L, 55-57
1/16	at Georgia Southern*	L-ot, 81-88
1/18	at The Citadel*	W, 76-71
1/25	Wofford*	L, 52-76
2/1	at Chattanooga*	L, 52-67
2/3	Samford*	L, 68-76
2/8	at Davidson*	L, 50-65
2/10	at Western Carolina*	L, 75-83
2/15	The Citadel*	W, 76-67
2/20	at Wofford*	L, 50-70
2/22	Appalachian State*	W, 53-68
2/24	Elon*	L, 49-78
2/27	Georgia Southern*	L, 73-82
3/7	vs. Georgia Southern^	L, 50-65

\* Southern Conference game

^ Southern Conference Tournament (Asheville, N.C.)

**2014-15: 11-22 (.5-13, 10th SoCon)****Home: 7-7 / Away: 1-14 / Neutral: 3-1**

11/14	College of Charleston	L, 75-40
11/19	Appalachian State	W, 84-65
11/22	UC Davis	L, 58-55
11/26	at Duke	L, 93-54
12/1	at Liberty	L, 66-52
12/6	Samford*	W, 74-64
12/9	at TCU	L, 80-69
12/13	at Gardner-Webb	L, 74-68
12/19	at Florida Gulf Coast	L, 83-78
12/22	at Minnesota	L, 86-76
12/30	St. Andrews	W, 72-35
1/3	at Chattanooga*	L, 72-60
1/5	at Western Carolina*	L, 72-53
1/8	UNCG*	W, 71-64
1/10	VMI*	L, 83-73
1/15	at Mercer*	L, 67-64
1/17	at The Citadel*	W, 74-62
1/22	at Wofford*	L, 74-49
1/24	Allen	W, 82-46
1/29	ETSU*	W, 59-55
1/31	at Samford*	L, 68-58
2/5	Chattanooga*	L-ot, 74-71
2/7	Mercer*	L, 74-68
2/12	at VMI*	L, 93-59
2/14	at ETSU*	L, 66-59
2/19	The Citadel*	L-ot, 62-56
2/22	at UNCG*	L, 84-49
2/26	Western Carolina*	W, 53-49
2/28	Wofford*	L, 62-60
3/6	vs. The Citadel^	W, 73-56
3/7	vs. Chattanooga^	W, 69-67
3/8	vs. Mercer^	W, 52-49
3/9	vs. Wofford^	L, 67-64

\* Southern Conference game

^ Southern Conference Tournament (Asheville, N.C.)

**2015-16: 19-16 (.11-7, t-3rd SoCon)****Home: 14-2 / Away: 3-12 / Neutral: 2-2****CollegeInsider.com Tournament Participant**

11/13	Presbyterian	W, 63-53
11/17	at Appalachian State	W, 79-70
11/19	at Charlotte%	L, 77-68
11/21	at Connecticut%	L, 83-58
11/26	vs. Texas A&M-Corpus Christi%	L, 73-69
11/27	vs. Mount St. Mary's%	W, 69-60
12/1	Piedmont International	W, 99-38
12/8	Liberty	W, 79-56
12/12	Gardner-Webb	L, 73-53
12/16	Bluefield College	W, 94-46
12/19	at Dayton	L, 70-50
12/22	at Navy	L, 62-49
12/29	at UNC Asheville	L, 67-65
1/2	VMI*	W, 85-57
1/5	at UNCG*	L, 67-66
1/9	Chattanooga*	W, 70-55
1/11	Samford*	W, 77-57
1/14	at Mercer*	L, 69-65
1/16	at The Citadel*	L, 89-86
1/23	Wofford*	W, 63-62
1/25	at VMI*	W, 68-56
1/28	Western Carolina*	W, 62-60
1/30	ETSU*	W, 74-70
2/4	at Samford*	W, 67-65
2/6	at Chattanooga*	L, 62-54
2/8	UNCG*	W, 79-72
2/11	The Citadel*	W, 95-75
2/13	Mercer*	W, 85-74
2/20	at Wofford*	L, 77-73
2/25	at ETSU*	L, 80-75
2/27	at Western Carolina*	L, 73-62
3/5	vs. UNCG^	W, 80-64
3/6	vs. ETSU^	L, 84-76
3/15	Louisiana-Monroe!	W, 58-57
3/19	Louisiana!	L, 80-72

\* Southern Conference game

% Battle 4 Atlantis (Home sites first two, Elon, N.C. second two)

^ Southern Conference Tournament (Asheville, N.C.)

! CollegeInsider.com Tournament (Home sites)

**2016-17: 23-11 (.14-4, t-1st SoCon)****Home: 11-3 / Away: 12-7 / Neutral: 0-1****CollegeInsider.com Tournament Participant**

11/11	at Presbyterian	L, 73-71
11/14	at Alabama-Birmingham%	W, 84-74
11/17	at Georgia%	L, 84-78
11/19	Trinity Baptist	W, 102-53
11/22	UNC Asheville%	L, 64-58
11/25	Hiwassee	W, 98-48
11/30	at Winthrop	L-ot, 58-57
12/3	Navy	W, 79-46
12/6	at Liberty	W, 61-58
12/10	at Gardner-Webb	W, 68-65
12/16	South Carolina State	L, 69-67
12/19	at Tennessee Tech	W, 68-62
12/22	at Michigan	L, 68-62
12/31	The Citadel*	W, 83-68
1/2	Mercer*	W, 71-69
1/5	at Samford*	W, 83-73
1/7	at Chattanooga*	L, 80-64
1/14	at Wofford*	L, 67-58
1/19	ETSU*	W, 75-62
1/21	VMI*	W, 89-72
1/25	Western Carolina*	W, 85-37
1/28	at UNCG*	W, 73-67
2/2	at Mercer*	W, 70-68
2/4	at The Citadel*	W, 99-91
2/9	Chattanooga*	W, 60-56
2/11	Samford*	W, 90-73
2/13	at VMI*	W, 80-52
2/15	at Western Carolina*	W, 74-62
2/18	UNCG*	L, 73-52
2/22	at ETSU*	L-ot, 93-81
2/25	Wofford*	W, 78-69
3/4	vs. Samford^	L, 67-63
3/16	at USC Upstate!	W, 79-57
3/25	at Campbell!	W, 79-64

\* Southern Conference game

% CBE Hall of Fame Classic (Home Sites)

^ Southern Conference Tournament (Asheville, N.C.)

! CollegeInsider.com Tournament (Home sites)

**Drake [17-17 (.500), 10-8 MVC]****2017-18: 17-17 (.10-8, t-3rd MVC)****Home: 11-3 / Away: 4-11 / Neutral: 2-3****CollegeInsider.com Tournament Participant**

11/11	Coe College	W, 101-54
11/17	vs. Wake Forest%	W, 77-74
11/18	vs. Colorado%	L, 81-86
11/19	vs. Drexel%	W, 90-88
11/26	Chicago State	W, 79-67
11/29	at Omaha	L, 73-75
12/2	at Wyoming#	L-2ot, 89-96
12/6	at South Dakota	L, 65-93
12/9	Omaha	W, 93-74
12/11	at Minnesota	L, 67-68
12/16	Iowa @	L, 64-90
12/19	at South Dakota State	L, 74-87
12/22	Maryland Eastern Shore	W, 81-57
12/28	Bradley*	W, 66-64
12/31	at Southern Illinois*	W, 70-67
1/3	Illinois State*	W, 87-62
1/6	at Indiana State*	W, 75-72
1/10	at Valparaiso*	L, 60-77
1/13	Evansville*	W, 81-65
1/16	at Northern Iowa*	L, 54-68
1/20	Missouri State*	W, 61-58
1/24	Loyola Chicago*	L, 57-80
1/27	at Evansville*	L, 73-77
1/30	Southern Illinois*	L, 67-78
2/3	at Bradley*	W, 78-68
2/7	at Loyola Chicago*	L, 57-72
2/10	Northern Iowa*	W, 71-64
2/14	Indiana State*	W, 90-76
2/18	at Missouri State*	W, 67-63
2/21	at Illinois State*	L-ot, 81-89
2/24	Valparaiso*	L, 64-69
3/2	vs. Bradley ^	L, 61-63
3/12	Abilene Christian!	W, 80-73
3/18	at Northern Colorado!	L, 72-81

\* Missouri Valley Conference game

% U.S. Virgin Islands Paradise Jam (Lynchburg, Va.)

@ Hy-Vee Classic (Des Moines, Iowa)

# Mountain West-Missouri Valley Challenge

^ Missouri Valley Conference Tournament (St. Louis, Mo.)

! CollegeInsider.com Tournament (Home sites)

**Colorado St. [46-36 (.561), 27-21 MW]****2018-19: 12-20 (.7-11 MW)****Home: 8-9 / Away: 4-8 / Neutral: 0-3**

11/7	Colorado Christian	W, 100-66
11/10	Arkansas-Pine Bluff	W, 92-67
11/14	Montana State	W, 81-77
11/19	vs. Louisiana%	L, 73-91
11/20	at Florida Gulf Coast%	W, 82-74
11/21	vs. South Dakota State%	L, 65-78
11/27	Southern Illinois #	L, 67-82
12/1	at Colorado	L, 80-86
12/5	Arkansas	L, 74-98
12/8	Sam Houston State	W, 71-65
12/16	South Dakota	L, 63-68
12/22	at Long Beach State	L, 61-64
12/30	New Mexico State	L, 68-88
1/2	at UNLV*	L, 76-78
1/5	at Fresno State*	L, 67-78
1/8	Air Force*	W, 87-64
1/12	New Mexico*	W, 91-76
1/19	at Utah State*	L, 72-87
1/23	at Nevada (#7)*	L, 60-100
1/26	Fresno State*	W, 74-65
1/29	Boise State*	L, 68-70
2/2	at Air Force*	W, 85-53
2/6	Nevada (#6)*	L, 82-98
2/9	at Wyoming*	L, 66-74
2/12	San Diego State*	L, 60-71
2/20	at San Jose State*	W, 91-70
2/23	Wyoming*	W, 83-48
2/27	at Boise State*	W, 76-62
3/2	at New Mexico*	L, 65-77
3/5	Utah State*	L-ot, 96-100
3/9	UNLV*	L, 60-65
3/13	vs. Boise State^	L, 57-66

\* Mountain West Conference game

% Gulf Coast Showcase (Fort Myers, Fla.)

# Mountain West-Missouri Valley Challenge

^ MW Tournament (Las Vegas, Nev.)

**2019-20: 20-12 (.11-7 MW)****Home: 12-4 / Away: 5-6 / Neutral: 3-2**

11/5	Denver	W, 74-63
11/8	at Duke (#4)	L, 55-89
11/13	Omaha @	W, 80-65
11/16	at Loyola Marymount	W, 74-64
11/20	Arkansas State	L, 78-80
11/25	vs. New Mexico State @	L-ot, 70-78
11/26	vs. Loyola Chicago @	W, 61-60
11/27	vs. Washington State @	W, 79-69
12/1	Utah Valley	W, 92-61
12/4	San Diego State* (RV)	L, 55-79
12/7	at Boise State*	L, 64-75
12/10	South Dakota State	W, 72-68
12/13	Colorado	L, 48-56
12/21	vs. Tulsa #	W-3ot, 111-104
12/28	Doane	W, 87-62
1/1	at Nevada*	L, 61-67
1/4	Wyoming*	W, 72-61
1/11	at San Jose State*	W, 81-70
1/15	New Mexico*	W, 105-72
1/18	at Air Force*	W, 78-65
1/22	Fresno State*	W, 86-68
1/25	at Utah State*	L, 61-77
1/29	Nevada*	W, 92-91
2/1	UNLV*	W, 85-77
2/4	at Fresno State*	W, 80-70
2/11	Utah State*	L, 72-75
2/15	at Wyoming*	W, 77-70
2/18	at UNLV*	L, 56-80
2/23	San Jose State*	W, 78-71
2/25	at San Diego State* (#5)	L, 60-66
2/29	Air Force*	W, 87-74
3/4	vs. Wyoming ^	L, 74-80

\* Mountain West Conference Games

@ Cayman Islands Classic (one home game, final three in Grand Cayman)

# BOK Showcase (BOK Center - Tulsa, Okla.)

^ MW Tournament (Las Vegas, Nev.)

**2020-21: 14-4 (.11-3 MW)****Home: 7-1 / Away: 5-3 / Neutral: 2-0**

12/12	CSU Pueblo	W, 89-77
12/14	Northern Arizona	W, 91-52
12/19	at Saint Mary's (Calif.)	L, 33-53
12/22	at Santa Clara	W, 70-57
12/28	Fresno State*	W, 75-53
12/30	Fresno State*	W, 81-59
1/2	at San Diego State* (RV/23)	W, 70-67
1/4	at San Diego State* (RV/RV)	L, 65-78
1/7	UNLV*	W, 74-71
1/9	UNLV*	W, 83-80
1/14	vs. San Jose State*%	W, 90-57
1/16	vs. San Jose State*%	W, 88-61
1/19	at Utah State (RV/-)	L, 64-83
1/21	at Utah State (RV/-)	W, 84-76
1/27	Boise State* (RV/RV)	W, 78-56
1/29	Boise State* (RV/RV)	L, 77-85
2/4	at Wyoming*	W, 74-72
2/6	at Wyoming*	W, 68-59

\* Mountain West Conference Games

% Arena 360 Center - Phoenix, Ariz.





## 2020-21 COLORADO STATE SEASON AND CAREER HIGHS

**0 Trace Young**

Category	2020-21 Season & Career High
Points	
Rebounds	
Assists	
Steals	
Blocks	
Field Goals	
3 Pointers	
Free Throws	
Minutes	2, vs. Fresno State (12/30/20)

**1 John Tonje**

Category	2020-21 Season High	Career High
Points	15, two times	<b>15, two times</b>
Rebounds	8, at San Jose State (1/16/21)	<b>8, at San Jose State (1/16/21)</b>
Assists	2, two times	<b>2, three times</b>
Steals	2, three times	<b>2, three times</b>
Blocks	1, at Santa Clara (12/22/20)	<b>1, at Santa Clara (12/22/20)</b>
Field Goals	6, two times	<b>6, two times</b>
3 Pointers	3, three times	<b>3, four times</b>
Free Throws	6, at Wyoming (2/4/21)	<b>6, at Wyoming (2/4/21)</b>
Minutes	26, at San Diego State (1/4/21)	<b>26, at San Diego State (1/4/21)</b>

**3 Kendle Moore**

Category	2020-21 Season High	Career High
Points	18, at San Jose State (1/14/21)	26, vs. Colorado Christian (11/7/18)
Rebounds	5, two times	7, two times
Assists	4, three times	9, vs. New Mexico (1/12/19)
Steals	4, vs. Northern Arizona (12/14/20)	5, vs. Florida Gulf Coast (11/20/18)
Blocks		2, at Boise State (2/27/19)
Field Goals	7, at San Jose State (1/14/21)	9, two times
3 Pointers	5, at San Jose State (1/16/21)	7, vs. Air Force (2/29/20)
Free Throws	7, at Utah State (1/21/21)	<b>7, two times</b>
Minutes	35, two times	46, at Tulsa (12/21/19)

**4 Isaiah Stevens**

Category	2020-21 Season High	Career High
Points	25, vs. UNLV (1/7/21)	26, at Tulsa (12/21/19)
Rebounds	9, two times	<b>9, two times</b>
Assists	10, two times	12, at Tulsa (12/21/19)
Steals	4, at Utah State (1/21/21)	5, at Tulsa (12/21/19)
Blocks		1, two times
Field Goals	8, two times	<b>8, four times</b>
3 Pointers	6, vs. UNLV (1/9/21)	<b>6, vs. UNLV (1/9/21)</b>
Free Throws	11, at Utah State (1/21/21)	<b>11, at Utah State (1/21/21)</b>
Minutes	40, two times	47, at Tulsa (12/21/19)

**5 P.J. Byrd**

Category	2020-21 Season High	CSU Career High
Points	14, vs. Fresno State (12/30/20)	<b>14, vs. Fresno State (12/30/20)</b>
Rebounds	2, five times	3, vs. Doane (12/28/19)
Assists	2, seven times	6, vs. Doane (12/28/19)
Steals	1, four times	<b>1, seven times</b>
Blocks	1, vs. UNLV (1/7/21)	<b>1, vs. UNLV (1/7/21)</b>
Field Goals	2, three times	<b>2, five times</b>
3 Pointers	2, two times	<b>2, three times</b>
Free Throws	8, vs. Fresno State (12/30/20)	<b>8, vs. Fresno State (12/30/20)</b>
Minutes	21, two times	<b>21, two times</b>

**10 James Moors**

Category	2020-21 Season & Career High
Points	14, at San Jose State (1/16/21)
Rebounds	7, at Saint Mary's (CA) (12/19/20)
Assists	3, at Utah State (1/19/21); vs. Boise State (1/27/21)
Steals	1, five times
Blocks	2, vs. Fresno State (12/28/20)
Field Goals	5, vs. Northern Arizona (12/14/20)
3 Pointers	1, vs. Fresno State (12/30/20)
Free Throws	2, four times
Minutes	27, vs. Fresno State (12/30/20)

**11 Dischon Thomas**

Category	2020-21 Season High	Career High
Points	15, at Utah State (1/21/21)	18, vs. Utah Valley (12/1/19)
Rebounds	7, vs. CSU Pueblo (12/12/20)	<b>7, vs. CSU Pueblo (12/12/20)</b>
Assists	1, nine times	3, vs. New Mexico (1/15/20)
Steals	1, four times	2, vs. San Jose State (2/22/20)
Blocks	1, four times	<b>1, nine times</b>
Field Goals	5, at Utah State (1/21/21)	7, vs. Utah Valley (12/1/19)
3 Pointers	3, at Utah State (1/21/21)	<b>3, at Utah State (1/21/21)</b>
Free Throws	4, at Wyoming (2/6/21)	5, vs. Doane (12/28/19)
Minutes	22, at Saint Mary's (CA) (12/19/20)	<b>22, at Saint Mary's (CA) (12/19/20)</b>

**21 David Roddy**

Category	2020-21 Season High	Career High
Points	27, vs. Boise State (1/27/21)	<b>27, vs. Boise State (1/27/21)</b>
Rebounds	15, vs. Boise State (1/27/21)	<b>15, vs. Boise State (1/27/21)</b>
Assists	6, vs. UNLV (1/9/21)	<b>6, vs. UNLV (1/9/21)</b>
Steals	2, three times	<b>2, six times</b>
Blocks	2, two times	4, vs. Utah State (2/11/20)
Field Goals	10, vs. Boise State (1/27/21)	11, vs. Fresno State (1/22/20)
3 Pointers	3, two times	<b>3, two times</b>
Free Throws	11, vs. CSU Pueblo (12/12/20)	<b>11, vs. CSU Pueblo (12/12/20)</b>
Minutes	34, at San Diego State (1/2/21)	38, at Tulsa (12/21/19)

**22 Nick Bassett**

Category	2020-21 Season & Career High
Points	3, vs. Northern Arizona (12/14/20)
Rebounds	
Assists	
Steals	
Blocks	
Field Goals	1, vs. Northern Arizona (12/14/20)
3 Pointers	1, vs. Northern Arizona (12/14/20)
Free Throws	
Minutes	2, vs. Northern Arizona (12/14/20)

**23 Isaiah Rivera**

Category	2020-21 Season & Career High
Points	11, vs. Fresno State (12/30/20)
Rebounds	6, vs. Fresno State (12/30/20)
Assists	3, vs. Fresno State (12/30/20); at San Jose State (1/14/21)
Steals	2, vs. Fresno State (12/30/20)
Blocks	
Field Goals	4, vs. Fresno State (12/30/20)
3 Pointers	3, vs. Fresno State (12/30/20)
Free Throws	2, at Saint Mary's (CA) (12/19/20)
Minutes	24, vs. Fresno State (12/30/20)

**31 Adam Thistlewood**

Category	2020-21 Season High	Career High
Points	24, vs. Boise State (1/29/21)	<b>24, two times</b>
Rebounds	8, two times	10, vs. Wyoming (3/4/20)
Assists	3, vs. CSU Pueblo (12/12/20)	<b>3, four times</b>
Steals	3, vs. Fresno State (12/28/20)	<b>3, four times</b>
Blocks	2, four times	<b>2, five times</b>
Field Goals	6, vs. Boise State (1/29/21)	7, vs. Nevada (1/29/20)
3 Pointers	5, vs. Boise State (1/29/21)	<b>5, four times</b>
Free Throws	5, three times	9, two times
Minutes	34, four times	43, vs. Utah State (3/5/19)













**35 Jacob Jennissen**

Category	2020-21 Season & Career High
Points	
Rebounds	
Assists	
Steals	
Blocks	
Field Goals	
3 Pointers	
Free Throws	
Minutes	



**Colorado State Rams: 14-4 (11-3 in Mountain West) in 2020-21;** Five postseason appearances in the last seven seasons; nine 20-win seasons

**Head Coach Niko Medved:** 3rd season in Fort Collins (46-36); 8th season as head coach (125-123); Previous head coaching stops at Furman and Drake; Former CSU assistant (2007-13), helping the Rams to back-to-back NCAA appearances (2012 & 2013), including a win over Missouri in the first round in 2013

	0	<b>Trace Young</b> G • 6-3 • 176 • Fr. Austin, Texas Dripping Springs HS	<table><tr><th></th><th>GP-S</th><th>mpg</th><th>ppg</th><th>rpg</th><th>apg</th><th>spg</th><th>fg%</th><th>3p%</th><th>ft%</th></tr><tr><td>20-21</td><td>5-0</td><td>1.2</td><td>0.0</td><td>0.0</td><td>0.0</td><td>0.0</td><td>.000</td><td>.000</td><td>.000</td></tr><tr><td>MW</td><td>4-0</td><td>1.3</td><td>0.0</td><td>0.0</td><td>0.0</td><td>0.0</td><td>.000</td><td>.000</td><td>.000</td></tr></table> Career bests: Pts. - Reb. - Ast. -		GP-S	mpg	ppg	rpg	apg	spg	fg%	3p%	ft%	20-21	5-0	1.2	0.0	0.0	0.0	0.0	.000	.000	.000	MW	4-0	1.3	0.0	0.0	0.0	0.0	.000	.000	.000	Played in both games vs SJSU (1/14 & 16)... Saw his first collegiate action late against Northern Arizona (12/14)... Helped lead Dripping Springs to a 23-6 mark overall and 12-2 in district play along with a berth in the 2020 Texas 5A Regional his senior year... Averaged 9.3 points, 4.4 rebounds, 1.5 assists and 0.7 steals his junior season, earning Newcomer of the Year honors in District 25-5A... Also competed in track and field for the Tigers.
	GP-S	mpg	ppg	rpg	apg	spg	fg%	3p%	ft%																									
20-21	5-0	1.2	0.0	0.0	0.0	0.0	.000	.000	.000																									
MW	4-0	1.3	0.0	0.0	0.0	0.0	.000	.000	.000																									
	1	<b>John Tonje</b> G • 6-5 • 222 • So. Omaha, Neb. Omaha Central	<table><tr><th></th><th>GP-S</th><th>mpg</th><th>ppg</th><th>rpg</th><th>apg</th><th>spg</th><th>fg%</th><th>3p%</th><th>ft%</th></tr><tr><td>20-21</td><td>18-1</td><td>20.4</td><td>7.6</td><td>3.1</td><td>0.6</td><td>0.4</td><td>.440</td><td>.382</td><td>.871</td></tr><tr><td>MW</td><td>14-1</td><td>21.2</td><td>7.9</td><td>3.1</td><td>0.7</td><td>0.4</td><td>.474</td><td>.391</td><td>.905</td></tr></table> Career bests: Pts. - 15, at San Diego State (1/4/21); vs. UNLV (1/9/21) Reb. - 8, at San Jose State (1/16/21) Ast. - 2, vs. Utah Valley (12/1/19)		GP-S	mpg	ppg	rpg	apg	spg	fg%	3p%	ft%	20-21	18-1	20.4	7.6	3.1	0.6	0.4	.440	.382	.871	MW	14-1	21.2	7.9	3.1	0.7	0.4	.474	.391	.905	Scored 10 pts in win at WYO (2/6)... Had 14 pts in win at WYO (2/4)... Had 11 pts (3-4 FG, 2-2 3p, 3-3 FT) in win over Boise St. (1/27)... Career-high 8 reb in victory over SJSU (1/16)... Had 13 pts, 6 reb, 2 stl in win vs SJSU (1/14)... Career best 15 at SDSU (1/4)... Hit GW 4-pt play with 12.3 sec, part of 11 pts at #23 SDSU (1/2)... In win at Santa Clara (12/22) had new highs of pts (12), reb (5), blk (1), stl (2) and min (25)... Scored 7 pts vs. NAU (12/14)... Had 4 pts, career-best 4 reb in season opening win over CSU Pueblo (12/12)... '19-20 Season high 10 pts in win vs. UNM (1/15)... Had 9 pts (3 3p)
	GP-S	mpg	ppg	rpg	apg	spg	fg%	3p%	ft%																									
20-21	18-1	20.4	7.6	3.1	0.6	0.4	.440	.382	.871																									
MW	14-1	21.2	7.9	3.1	0.7	0.4	.474	.391	.905																									
	3	<b>Kendle Moore</b> G • 5-10 • 151 • Jr. Danville, Ill. Danville HS	<table><tr><th></th><th>GP-S</th><th>mpg</th><th>ppg</th><th>rpg</th><th>apg</th><th>spg</th><th>fg%</th><th>3p%</th><th>ft%</th></tr><tr><td>20-21</td><td>17-17</td><td>29.1</td><td>10.7</td><td>2.5</td><td>2.0</td><td>1.5</td><td>.496</td><td>.422</td><td>.864</td></tr><tr><td>MW</td><td>13-13</td><td>29.8</td><td>10.8</td><td>2.5</td><td>2.0</td><td>1.3</td><td>.460</td><td>.414</td><td>.864</td></tr></table> Career bests: Pts. - 26, vs. Colorado Christian (11/7/18) Reb. - 7, vs. Fresno State (1/23/19); vs. UNLV (2/1/20) Ast. - 9, vs. New Mexico (1/12/19)		GP-S	mpg	ppg	rpg	apg	spg	fg%	3p%	ft%	20-21	17-17	29.1	10.7	2.5	2.0	1.5	.496	.422	.864	MW	13-13	29.8	10.8	2.5	2.0	1.3	.460	.414	.864	Had 13 pts, with GW layup w/5.6 to play, at WYO (2/4)... Scored 16 pts, 4 reb, 4 ast, 2 stl in win at USU (1/21)... Had 15 pts (5 3p), 2 ast in win over SJSU (1/16)... Season-best 18 pts (4 3p) in win vs SJSU (1/14)... Scored 15 pts (5 3p) in win over UNLV (1/7)... Had 13 pts, 4 reb, 3 ast, 2 stl in win over #23 SDSU (1/2)... Had 12 pts, 4 ast, 4 stl in win over NAU (12/14)... Tallied 13 pts, 3 ast in opener vs CSU Pueblo (12/12)... In '19-20, had 21 pts (7-11 3p) in win vs. AF... 12 pts (4 3p), 2 stl in win at FS (2/4)... Scored 14 pts, 3 reb, 2 ast, 2 stl in win vs. Nev (1/29)... Had 17 pts, 4 stl in win over UNM (1/15)... Season-high
	GP-S	mpg	ppg	rpg	apg	spg	fg%	3p%	ft%																									
20-21	17-17	29.1	10.7	2.5	2.0	1.5	.496	.422	.864																									
MW	13-13	29.8	10.8	2.5	2.0	1.3	.460	.414	.864																									
	4	<b>Isaiah Stevens</b> G • 6-0 • 180 • So. Allen, Texas Allen HS	<table><tr><th></th><th>GP-S</th><th>mpg</th><th>ppg</th><th>rpg</th><th>apg</th><th>spg</th><th>fg%</th><th>3p%</th><th>ft%</th></tr><tr><td>20-21</td><td>18-18</td><td>34.9</td><td>14.9</td><td>4.8</td><td>5.9</td><td>1.3</td><td>.465</td><td>.424</td><td>.889</td></tr><tr><td>MW</td><td>14-14</td><td>35.4</td><td>14.8</td><td>5.0</td><td>6.3</td><td>1.4</td><td>.454</td><td>.429</td><td>.865</td></tr></table> Career bests: Pts. - 26, at Tulsa (12/21/19) Reb. - 9, at San Diego State (1/4/21) Ast. - 12, at Tulsa (12/21/19)		GP-S	mpg	ppg	rpg	apg	spg	fg%	3p%	ft%	20-21	18-18	34.9	14.9	4.8	5.9	1.3	.465	.424	.889	MW	14-14	35.4	14.8	5.0	6.3	1.4	.454	.429	.865	Had 17 pts, 9 reb, 8 ast vs Boise (1/29)... Dbl-dbl of 12 pts, 10 ast in win over Boise St. (1/27)... Had 18 pts, 8 reb, 8 ast in win at USU (1/21)... Tallied 16 pts, 5 ast vs. SJSU (1/16)... <b>MW Player of the Week (1/11)</b> ... Had 22 pts (career high 6 3p), 6 reb, 8 ast and GW 3p in win over UNLV (1/9)... Scored 25 pts, 6 reb, 4 ast in win vs. UNLV (1/7)... Had 11 pts, 10 ast, 9 reb at SDSU (1/4), the 17th pts-ast dbl-dbl in CSU history... Tallied 11 pts, 9 ast in 40 min in win over #23 SDSU (1/2)... Game-high 23 pts, 5 reb, 9 ast in win over NAU (12/14)... <b>2020-21 Preseason All-MW...</b> <b>20 MW Fresh of the Yr, 2nd</b>
	GP-S	mpg	ppg	rpg	apg	spg	fg%	3p%	ft%																									
20-21	18-18	34.9	14.9	4.8	5.9	1.3	.465	.424	.889																									
MW	14-14	35.4	14.8	5.0	6.3	1.4	.454	.429	.865																									
	5	<b>P.J. Byrd</b> G • 6-1 • 175 • Jr. Houston, Texas VCU	<table><tr><th></th><th>GP-S</th><th>mpg</th><th>ppg</th><th>rpg</th><th>apg</th><th>spg</th><th>fg%</th><th>3p%</th><th>ft%</th></tr><tr><td>20-21</td><td>18-0</td><td>12.6</td><td>3.1</td><td>0.8</td><td>1.1</td><td>0.3</td><td>.457</td><td>.333</td><td>.944</td></tr><tr><td>MW</td><td>14-0</td><td>12.9</td><td>3.8</td><td>0.8</td><td>1.0</td><td>0.4</td><td>.484</td><td>.333</td><td>.944</td></tr></table> Career bests: Pts. - 14, vs. Fresno State (12/30/20) Reb. - 3, vs. Doane (12/28/19) Ast. - 6, vs. Doane (12/28/19)		GP-S	mpg	ppg	rpg	apg	spg	fg%	3p%	ft%	20-21	18-0	12.6	3.1	0.8	1.1	0.3	.457	.333	.944	MW	14-0	12.9	3.8	0.8	1.0	0.4	.484	.333	.944	Career-high 14 pts (8-8 FT) in win over FS (12/30)... Scored 3 pts, 2 reb, 1 ast in win over NAU (12/14)... Played 12 min in opener vs CSU Pueblo (12/12), drawing a pair of charges... In '19-20, had 5 pts, 3 reb, 6 ast and was key in win over Doane (12/28)... In his 1st game at CSU, had 8 pts vs. UVU (12/1)... Played his freshman year at VCU, seeing action in all 33 of the Rams' games as a backup to an all-conf. selection, averaging 12 pts, 11 asts and 9.2 min a contest... Saw action in a season-high 20 min in a victory at Fordham Jan. 5, scoring 5 pts on 2-of-4 shooting... Also tied his
	GP-S	mpg	ppg	rpg	apg	spg	fg%	3p%	ft%																									
20-21	18-0	12.6	3.1	0.8	1.1	0.3	.457	.333	.944																									
MW	14-0	12.9	3.8	0.8	1.0	0.4	.484	.333	.944																									
	10	<b>James Moors</b> F • 6-10 • 239 • R-Fr. Auckland, New Zealand Westlake Boys HS	<table><tr><th></th><th>GP-S</th><th>mpg</th><th>ppg</th><th>rpg</th><th>apg</th><th>spg</th><th>fg%</th><th>3p%</th><th>ft%</th></tr><tr><td>20-21</td><td>18-11</td><td>19.1</td><td>6.1</td><td>3.4</td><td>1.2</td><td>0.3</td><td>.545</td><td>.118</td><td>.429</td></tr><tr><td>MW</td><td>14-11</td><td>19.4</td><td>6.5</td><td>3.3</td><td>1.3</td><td>0.4</td><td>.571</td><td>.154</td><td>.429</td></tr></table> Career bests: Pts. - 14, at San Jose State (1/16/21) Reb. - 7, at Saint Mary's (CA) (12/19/20) Ast. - 3, at Utah State (1/19/21); vs. Boise State (1/27/21)		GP-S	mpg	ppg	rpg	apg	spg	fg%	3p%	ft%	20-21	18-11	19.1	6.1	3.4	1.2	0.3	.545	.118	.429	MW	14-11	19.4	6.5	3.3	1.3	0.4	.571	.154	.429	Had 10 pts in win at WYO (2/4)... Season-highs 14 pts, 6 reb in victory over SJSU (1/16)... 1st CSU start and had 9 pts, 2 reb at SDSU (1/4)... Had 7 pts, career-high 6 reb 2 ast in win vs FS (12/30)... Tallied 12 pts, 4 reb, 1 blk vs. NAU (12/14)... Had 3 pts, 2 reb in college debut vs CSU Pueblo (12/12)... Played his high school basketball for Westlake Boys and also played for New Zealand at the 2019 FIBA U19 World Cup, averaging 10.9 pts, 3.6 rebs and 1.6 asts per game... Scored 14 pts and grabbed 5 rebs in just 17 min in the group phase against the U.S... Shot 40 percent from the
	GP-S	mpg	ppg	rpg	apg	spg	fg%	3p%	ft%																									
20-21	18-11	19.1	6.1	3.4	1.2	0.3	.545	.118	.429																									
MW	14-11	19.4	6.5	3.3	1.3	0.4	.571	.154	.429																									
	11	<b>Dischon Thomas</b> F • 6-9 • 232 • So. Durham, N.C. Hillcrest Prep (Ariz.)	<table><tr><th></th><th>GP-S</th><th>mpg</th><th>ppg</th><th>rpg</th><th>apg</th><th>spg</th><th>fg%</th><th>3p%</th><th>ft%</th></tr><tr><td>20-21</td><td>18-7</td><td>13.1</td><td>5.0</td><td>2.9</td><td>0.4</td><td>0.3</td><td>.470</td><td>.478</td><td>.654</td></tr><tr><td>MW</td><td>14-3</td><td>11.5</td><td>5.1</td><td>2.2</td><td>0.5</td><td>0.2</td><td>.511</td><td>.500</td><td>.789</td></tr></table> Career bests: Pts. - 18, vs. Utah Valley (12/1/19) Reb. - 7, vs. CSU Pueblo (12/12/20) Ast. - 2, at Loyola Marymount (11/16/19)		GP-S	mpg	ppg	rpg	apg	spg	fg%	3p%	ft%	20-21	18-7	13.1	5.0	2.9	0.4	0.3	.470	.478	.654	MW	14-3	11.5	5.1	2.2	0.5	0.2	.511	.500	.789	Season-high 15 pts (3 3p), including 11 straight for CSU, in win at USU (1/21)... Had 9 pts, 5 reb in win over SJSU (1/16)... Scored 10 pts, 6 reb, 1 blk in win over UNLV (1/7)... Had 5 pts, career-best 7 reb in win over CSU Pueblo (12/12)... In '19-20 had 9 pts (2 3p), 4 reb at SDSU (2/25)... Posted 13 pts, 2 stl in win vs SJSU (2/22)... Had 9 pts (3-3 fg), 4 reb in win over UNLV (2/1)... Recorded 8 pts, 5 reb, 3 ast in win over UNM (1/15)... Had a breakout with 18 pts, 6 reb in win vs. UVU (12/1)... Avg 15.2 pts, 11.1 rebs, 2.3 blks, 1.6 asts per game for Hillcrest Prep, playing for his father
	GP-S	mpg	ppg	rpg	apg	spg	fg%	3p%	ft%																									
20-21	18-7	13.1	5.0	2.9	0.4	0.3	.470	.478	.654																									
MW	14-3	11.5	5.1	2.2	0.5	0.2	.511	.500	.789																									
	21	<b>David Roddy</b> G/F • 6-5 • 250 • So. Minneapolis, Minn. Breck School	<table><tr><th></th><th>GP-S</th><th>mpg</th><th>ppg</th><th>rpg</th><th>apg</th><th>spg</th><th>fg%</th><th>3p%</th><th>ft%</th></tr><tr><td>20-21</td><td>18-17</td><td>31.0</td><td>15.9</td><td>9.3</td><td>2.6</td><td>0.9</td><td>.516</td><td>.333</td><td>.761</td></tr><tr><td>MW</td><td>14-13</td><td>30.9</td><td>16.1</td><td>9.6</td><td>2.6</td><td>0.7</td><td>.541</td><td>.375</td><td>.732</td></tr></table> Career bests: Pts. - 27, vs. Boise State (1/27/21) Reb. - 15, vs. Boise State (1/27/21) Ast. - 6 vs. UNLV (1/9/21)		GP-S	mpg	ppg	rpg	apg	spg	fg%	3p%	ft%	20-21	18-17	31.0	15.9	9.3	2.6	0.9	.516	.333	.761	MW	14-13	30.9	16.1	9.6	2.6	0.7	.541	.375	.732	Had 15 pts, 11 reb in win at WYO (2/6)... Career highs 27 pts, 15 reb in win over Boise St. (1/27)... Had 15 pts, 7 reb, 4 ast in win at USU (1/21)... Recorded 13 reb, 9 pts vs SJSU (1/16)... Career-best 14 reb vs SJSU (1/14)... Tallied 18 pts, 5 reb, career-high 6 ast in win over UNLV (1/9)... Had 18 pts, 5 reb, 2 blk in win over UNLV (1/7)... <b>MW Player of the Week (1/5)</b> ... 3rd straight dbl-dbl of 15 pts, 12 reb in win over #23 SDSU (1/2)... Dbl-dbl of 17 pts, 11 reb in win over FS (12/30)... Led with 19 pts, career-high tying 13 reb in win over FS (12/28)... Had 16 pts, 8 reb, 4 ast in win at SCU (12/22)... Scored 14 pts, grabbed
	GP-S	mpg	ppg	rpg	apg	spg	fg%	3p%	ft%																									
20-21	18-17	31.0	15.9	9.3	2.6	0.9	.516	.333	.761																									
MW	14-13	30.9	16.1	9.6	2.6	0.7	.541	.375	.732																									
	22	<b>Nick Bassett</b> G • 6-5 • 193 • So. Colo. Springs, Colo. Nebraska Wesleyan	<table><tr><th></th><th>GP-S</th><th>mpg</th><th>ppg</th><th>rpg</th><th>apg</th><th>spg</th><th>fg%</th><th>3p%</th><th>ft%</th></tr><tr><td>20-21</td><td>3-0</td><td>1.0</td><td>1.0</td><td>0.0</td><td>0.0</td><td>0.0</td><td>1.000</td><td>1.000</td><td>.000</td></tr><tr><td>MW</td><td>2-0</td><td>0.5</td><td>0.0</td><td>0.0</td><td>0.0</td><td>0.0</td><td>.000</td><td>.000</td><td>.000</td></tr></table> Career bests: Pts. - 3, vs. Northern Arizona (12/14/20) Reb. - Ast. -		GP-S	mpg	ppg	rpg	apg	spg	fg%	3p%	ft%	20-21	3-0	1.0	1.0	0.0	0.0	0.0	1.000	1.000	.000	MW	2-0	0.5	0.0	0.0	0.0	0.0	.000	.000	.000	Hit a 3 in his first CSU game vs. NAU (12/14)... Spent the last year at Neb. Wesleyan... Program that went 25-4 overall, 15-1 in conference and advanced to the second round of the NCAA Division III tourney... A 2019 graduate of Cheyenne Mountain who averaged 14 pts, five rebs and four assists his senior year, earning All-Pikes Peak Athletic Conference honorable mention for the 2nd straight season... Served as team captain his sr. year while leading the Indians to their third-consecutive berth in the Class 4A State Tourn. and advancing to the Great 8... Averaged 12 pts,
	GP-S	mpg	ppg	rpg	apg	spg	fg%	3p%	ft%																									
20-21	3-0	1.0	1.0	0.0	0.0	0.0	1.000	1.000	.000																									
MW	2-0	0.5	0.0	0.0	0.0	0.0	.000	.000	.000																									
	23	<b>Isaiah Rivera</b> G • 6-5 • 209 • Fr. Geneseo, Ill. Geneseo HS	<table><tr><th></th><th>GP-S</th><th>mpg</th><th>ppg</th><th>rpg</th><th>apg</th><th>spg</th><th>fg%</th><th>3p%</th><th>ft%</th></tr><tr><td>20-21</td><td>18-1</td><td>10.9</td><td>2.9</td><td>1.5</td><td>0.6</td><td>0.3</td><td>.452</td><td>.429</td><td>.500</td></tr><tr><td>MW</td><td>14-1</td><td>9.7</td><td>2.6</td><td>1.4</td><td>0.6</td><td>0.4</td><td>.483</td><td>.444</td><td>.250</td></tr></table> Career bests: Pts. - 11, vs. Fresno State (12/30/20) Reb. - 6, vs. Fresno State (12/30/20) Ast. - 3, vs. Fresno State (12/30/20)		GP-S	mpg	ppg	rpg	apg	spg	fg%	3p%	ft%	20-21	18-1	10.9	2.9	1.5	0.6	0.3	.452	.429	.500	MW	14-1	9.7	2.6	1.4	0.6	0.4	.483	.444	.250	1st college start at SDSU (1/4)... Season highs of 11 pts, 6 reb, 3 ast, 24 min in win over FS (12/30)... Had 6 pts vs. NAU (12/14)... Had 5 pts, 1 reb in first college gm vs. CSU Pueblo (12/12)... Top 100 ESPN SF (ranked #45 nationally) and No. 7 overall in his class in Illinois in 2020... Three-star athlete and No. 4 player in the state... Named <i>Quad City Times</i> Ill. Player of the Year along with <i>Associated Press</i> and Ill. Basketball Coaches Association (IBCA) First Team Class 3A All-State his senior year... Named to the Iowa-Illinois Senior All-Star Game and the North squad in IBCA Class 3A-4A All-
	GP-S	mpg	ppg	rpg	apg	spg	fg%	3p%	ft%																									
20-21	18-1	10.9	2.9	1.5	0.6	0.3	.452	.429	.500																									
MW	14-1	9.7	2.6	1.4	0.6	0.4	.483	.444	.250																									
	31	<b>Adam Thistlewood</b> F • 6-6 • 212 • Jr. Golden, Colo. Golden HS	<table><tr><th></th><th>GP-S</th><th>mpg</th><th>ppg</th><th>rpg</th><th>apg</th><th>spg</th><th>fg%</th><th>3p%</th><th>ft%</th></tr><tr><td>20-21</td><td>18-18</td><td>30.0</td><td>9.4</td><td>3.6</td><td>0.5</td><td>0.6</td><td>.446</td><td>.368</td><td>.857</td></tr><tr><td>MW</td><td>14-14</td><td>30.9</td><td>9.6</td><td>3.5</td><td>0.4</td><td>0.6</td><td>.473</td><td>.375</td><td>.862</td></tr></table> Career bests: Pts. - 24, vs. Nevada (1/29/20); vs. Boise State (1/29/21) Reb. - 10, vs. Wyoming (3/4/20) Ast. - 3, four times		GP-S	mpg	ppg	rpg	apg	spg	fg%	3p%	ft%	20-21	18-18	30.0	9.4	3.6	0.5	0.6	.446	.368	.857	MW	14-14	30.9	9.6	3.5	0.4	0.6	.473	.375	.862	Tied career high with 24 pts (5 3p) vs Boise St. (1/29)... Had 14 pts at USU (1/19)... Scored 16 pts in win over SJSU (1/16)... Had 15 pts (4 3p) in win over #23 SDSU (1/2)... Recorded 10 pts, 8 reb in win at SCU (12/22)... Had 16 pts, 2 reb vs CSU Pueblo (12/12)... In '19-20, career-best 10 reb vs. WYO (3/4)... Tallied 16 pts (4 3p), 4 reb in win over SJSU (2/22)... Career-high 24 pts (22 in 2nd half) in win vs. Nev (1/29)... Scored 15 pts in win over Fresno State (1/22)... Had 16 pts (4 3p) in win over UNM (1/15)... Missed 3 gm with lower extremity injury... Hit GW with 16.9 to play over S. Dak. St.
	GP-S	mpg	ppg	rpg	apg	spg	fg%	3p%	ft%																									
20-21	18-18	30.0	9.4	3.6	0.5	0.6	.446	.368	.857																									
MW	14-14	30.9	9.6	3.5	0.4	0.6	.473	.375	.862																									
	35	<b>Jacob Jennissen</b> C • 6-11 • 232 • Fr. Sauk Centre, Minn. Sauk Centre HS	<table><tr><th></th><th>GP-S</th><th>mpg</th><th>ppg</th><th>rpg</th><th>apg</th><th>spg</th><th>fg%</th><th>3p%</th><th>ft%</th></tr><tr><td>20-21</td><td></td><td></td><td></td><td></td><td></td><td></td><td></td><td></td><td></td></tr><tr><td>MW</td><td></td><td></td><td></td><td></td><td></td><td></td><td></td><td></td><td></td></tr></table> Career bests: Pts. - Reb. - Ast. -		GP-S	mpg	ppg	rpg	apg	spg	fg%	3p%	ft%	20-21										MW										Was a top-10 center in the state of Minnesota (PrepHoops.com) Named 2019-20 Class AA Preseason First Team All-State by PrepHoops.com... Suffered a knee injury early in his senior season in 2019-20... As a junior averaged 15 pts and 9.7 rebs per game on 60 percent shooting from the floor and 70 percent from the free throw line... Also played baseball in high school as a first baseman... Played his AAU basketball for the Minnesota Matrix... Second player obtained from Coach Medved's home state of Minnesota after current soph. David Roddy,
	GP-S	mpg	ppg	rpg	apg	spg	fg%	3p%	ft%																									
20-21																																		
MW																																		