

Mission Statement: The mission of the United States Air Force Academy is to educate, train, and inspire men and women to become leaders of character, motivated to lead the United States Air Force in service to our nation.

Schedule 4-16, 2-14 MW

Date	Opponent (TV/Digital)	Time/Result
Men's Vegas Bubble Nov. 28-29		
11/28	vs. CSUN^ (FloHoops)	W, 66-61
11/29	vs. Seattle^ (FloHoops)	L, 45-63
12/2	DENVER	PPD
12/5	LAMAR (MWN)	W, 59-44
12/13	at Drake (ESPN+)	L, 53-81
12/18	at Nevada* (MWN)	L, 57-73
12/20	at Nevada* (MWN)	W, 68-66
12/23	UTAH VALLEY (MWN)	PPD
12/31	UTAH STATE* (CBSSN)	L, 48-83
1/2	UTAH STATE* (STADIUM)	L, 53-72
1/6	at Boise State* (FS1)	L, 59-78
1/8	at Boise State* (STADIUM)	L, 69-80
1/16	WYOMING* (MWN)	W, 72-69
1/18	WYOMING* (MWN)	L, 58-77
1/22	SAN DIEGO STATE* (FS1)	L, 61-98
1/24	SAN DIEGO STATE* (FS1)	L, 59-91
1/28	at San José State* # (MWN)	L, 58-59
1/30	at San José State* # (MWN)	L, 62-75
2/6	at UNLV* (CBSSN)	L, 58-68
2/8	at UNLV* (CBSSN)	L, 64-69
2/11	FRESNO STATE* (MWN)	L, 63-69
2/13	FRESNO STATE* (MWN)	L, 64-67
2/22	NEW MEXICO* (CBSSN)	7:30 pm
2/24	NEW MEXICO* (MWN)	4 pm
2/27	at Colorado State* (MWN)	2 pm
3/1	at Colorado State* (CBSSN)	TBA

3/10-13 MW Championships (CBSS/MWN)

* Mountain West Contest

^ Men's Vegas Bubble - T-Mobile Arena

Games in Phoenix, AZ

Home games in BOLD CAPS

All times local to site.

All date and times are subject to change.

MBB Contact: Nick Arseniak
email: nicholas.arseniak@usafa.edu
Office: 719-333-9251

Web: goAirForceFalcons.com

Twitter: @AF_MBB

Home Game Video for non-televised games:

http://www.goAirForceFalcons.com/WatchLive

Mountain West: TheMW.com

MW Twitter: @MW_MBB

New Mexico (5-13, 1-13 MW) vs. Air Force (4-16, 2-14 MW)

Monday, Feb. 22 - 7:35 pm MT

Wednesday, Feb. 24 - Feb. 24 - 4:05 pm MT

Clune Arena (5,843) - USAF Academy, Colo.

BROADCAST INFORMATION

TV (Mon): CBS Sports Network (Talent: Dave Ryan & Bob Wenzel)

Digital/Stream (Wed): MWN (Talent: Roland Vargish and Ryan Kaufman)

Radio: KVOR 740 AM (Monday)/Xtra Sports 1300 AM (Wed) (PxP - Jim Arthur)

Live Stats: airforcstats.com

THE BREAKDOWN

Quick Facts:	Air Force	New Mexico
Record:	4-16, 2-14 MW	5-13, 1-13 MW
2019-20 Record:	12-20, 5-13, 9th MW	19-14, 7-11, T-7th MW
Streak:	L9	L4
Last Game:	L, 67-64 vs. Fresno State	L, 79-67 vs. Wyoming
Next Game:	2/27 & 3/1 vs. Colorado State	MW Tournament
Nickname:	Falcons	Lobos
Location/Enrollment:	Colorado Springs, CO/4,000	Albuquerque, NM/25,015
Website:	GoAirForceFalcons.com	GoLobos.com

THE COACHES

Head Coach:	Joe Scott	Paul Weir
Alma Mater:	Princeton, 1987	York, 2004
School Record:	55-79/4-16 (5th/1st season)	57-60 (4th season)
Career Record:	239-256 (17th season)	85-66 (5th season)
Record vs. Opponent:	5-3	3-2

THE SERIES

Overall:	New Mexico leads, 61-24
First Meeting:	Dec. 7, 1957 at New Mexico (AF 68-50)
Last Meeting:	Feb. 26, 2020 at USAFA (AF 60-58)
Streak:	AF, 1

NOTABLE:

- Air Force caps its home slate against New Mexico for the second-consecutive season.
- New Mexico special assistant to the head coach Dave Pilipovich was the head coach at Air Force for eight full seasons from 2012-2020 (took over midway through 2012 season). Pilipovich posted a 110-151 record at Air Force.
- New Mexico freshman guard Javonté Johnson is a Colorado Springs native and graduate of Cheyenne Mountain High School.

STATISTICAL COMPARISON

Category/NCAA Rank (As of Feb. 19)	Air Force	NCAA/MW Rankings	New Mexico	NCAA/MW Rankings
Games Played	20		18	
Points/Game	59.8	336/11	64.3	309/10
Scoring Defense	72.2	224/9	71.1	198/8
Scoring Margin	-12.4	329/10	-6.7	295/9
Field Goal Percentage	45.6	88/3	40.6	308/10
Field Goal Percentage Defense	49.6	335/11	43.4	181/8
Free Throw Percentage	70.0	195/8	59.1	338/11
Free Throws Made/Game	9.9	na	11.2	na
3-Pt Field Goal Percentage	35.3	107/4	26.3	339/11
3-Pt Field Goals Made/Game	7.6	136	4.4	340
3-Pt Field Goal Percentage Defense	37.8	319/11	34.4	224/9
Rebounds/Game	23.4	340/11	39.4	30/2
Rebound Margin	-10.5	337/11	+3.9	69/5
Blocks/Game	2.2	288/10	3.9	75/2
Assists/Game	12.4	237/8	11.7	281/9
Turnovers/Game	14.5	247/9	14.7	263/10
Assist-to-Turnover Ratio	0.9	258/8	0.8	298/9
Steals/Game	6.7	149/5	5.8	240/8

Air Force Basketball Quick Facts: 2020-21

QUICK FACTS

City	USAFA/Colorado Springs, Colo.
Population	472,688 (as of 2018)
Founded	1954
Enrollment	4,000
Nickname	Falcons
School Colors	Blue & Silver
Arena	Clune Arena (5,843)
Conference	Mountain West
Superintendent	Lt. Gen. Richard Clark
Athletics Director	Nathan Pine

ALL-TIME RECORD

Years of AF basketball	65th in 2020-21, since 1957
Overall Record	774-995
Mountain West Record	126-230
NCAA Appearances	3
Postseason NIT Appearances	1

CLUNE ARENA

Season	53rd season
Opened	1968
Overall Record	567-303
Mountain West Record	89-78
Capacity	5,843

MW TOURNAMENT

Record	6-21
First Round	6-9
Quarterfinal	0-18

TEAM INFORMATION

Head Coach	Joe Scott
Career Record	239-256/16 seasons
Record At Air Force	55-79/4-16 5th/1st seasons
MW Record at Air Force	23-49
Associate Head Coach	Sydney Johnson
Assistant Coach	David Metzendorf
Assistant Coach	Jared Czech
Assistant Coach	Maj. Marc Holum
Assistant Coach	Cam Griffin
Director of Operations	Capt. Travis Smith
Athletic Trainer	Woody Graham
Strength & Conditioning	Buck Blackwood
Administrative Assistant	Holly Green
Basketball Administrator	Shondell Reed

2019-20 Season Review

Record	12-20
Mountain West Record	5-13/9th

Team Information

Starters Returning/Lost	1/4
Returning/Lost	13/6
Newcomers	7

Athletic Communications

Assistant Director	Nick Arseniak
Cell	719-510-2684
Email	Nicholas.Arseniak@usafa.edu

RADIO

Flagship Radio Station	KVOR 740 AM/KCSF Extra Sports 1300 AM
AF Play-By-Play	Jim Arthur

MEDIA INFORMATION

INTERVIEWS

Air Force players and coaches are available on assigned days. All interviews must be scheduled in advance. All requests should be made at least one day in advance.

PRACTICES

All Air Force basketball practices are open to the media. However, any media wishing to attend practice must contact Nick Arseniak in the athletic communications office at least one day in advance and to gain access to the base.

CONTACTING PLAYERS/STAFF

All communications with Air Force cadet-athletes, coaches and staff must go through the athletic communications office – **ABSOLUTELY NO EXCEPTIONS**. Failure to follow this policy will result in loss of credentials and access to Air Force athletes, coaches and staff.

Cadet-athlete's private phone numbers and email addresses will not be issued to the media. Air Force cadet-athletes have also been instructed not to accept calls from media without prior notification from athletic communications.

BASKETBALL CONTACT

Nick Arseniak..... MR Assistant
 MBB Contact
 Office:..... 719-333-9251
 Cell: 719-510-2684
 Email:..... nicholas.arseniak@usafa.edu


Air Force Men's Basketball 2020-21 Roster

#	Name	Yr.	Pos.	Ht.	Wt.	Squadron/Name	Hometown (Previous School/High School)
0	Joseph Octave	Fr.	G	6-4	200	27 Thunderbirds	Gardena, CA (USAFA Prep/Mary Star of the Sea)
1	Solomon Pierre-Louis	So.	G	6-3	175	10 Tiger Ten	Columbus, OH (USAFA Prep/The Wellington School)
2	Glen McClintock	Fr.	G	6-2	185	4 Fightin' Fourth	Kansas City, MO (USAFA Prep/Rockhurst)
3	Logan Morrissey	Fr.	G	6-4	195	25 Redeye	Tampa, FL (USAFA Prep/Plant)
4	Carter Murphy	So.	G	6-4	190	20 Trolls	Phoenix, AZ (Arcadia HS)
5*	Chris Joyce	Sr.	G	6-5	193	40 Warhawks	Jacksonville, FL (USAFA Prep/Bishop Kenny HS)
10	A.J. Walker	Jr.	G	6-2	191	29 Black Panthers	San Antonio, TX (USAFA Prep/St. Mary's Hall HS)
11	Ameka Akaya	Sr.	F	6-6	215	33 King Ratz	Hagerstown, MD (USAFA Prep/Santa Maria Goretti HS)
12	Christian Depollar	Fr.	G	6-5	202	23 Barnstormers	Montgomery County, MD (USAFA Prep/St. Stephens & St. Agnes)
15	Abe Kinrade	Jr.	F	6-7	200	20 Trolls	Maquoketa, IA (USAFA Prep/Maquoketa HS)
21	Nick René	So.	G	6-0	175	15 War Eagles	Garland, TX (Lakeview Centennial HS)
22	Nik Jackson	So.	F	6-8	195	16 Chicken Hawks	Scottsdale, AZ (USAFA Prep/Rancho Solano HS)
24	Mason Taylor	So.	G	6-4	185	22 Raptors	Grandview, MO (USAFA Prep/Grandview HS)
30	Camden Vander Zwaag	So.	G	6-4	200	33 King Ratz	Johnston, IA (USAFA Prep/Johnston HS)
31	CJ Haut	So.	F	6-8	200	39 Campus Rads	Monroe, MI (USAFA Prep/St. Mary's Catholic Central)
32	Simon Banks	So.	G	6-1	185	14 Cobras	Indianapolis, IN (Brebeuf Jesuit Prep)
33	Derek Dickenscheidt	Fr.	G/F	6-6	190	40 Warhawks	Katy, TX (Cinco Ranch)
34	Kyle Brown	Fr.	G	6-2	185	10 Tiger Ten	La Cañada, CA (La Cañada)
42	Tucker Nooe	Fr.	F	6-8	208	11 Rebeleven	The Woodlands, TX (The Woodlands Christian Academy)
44*	Keaton Van Soelen	Sr.	F	6-7	190	12 Dirty Dozen	Waukee, IA (USAFA Prep/Des Moines Christian HS)

* Team Captains

Head Coach: Joe Scott (Princeton, 1987) – 5th/1st season (Air Force head coach from 2000-04 and 2020-Present)
 Associate Head Coach: Sydney Johnson (Princeton, 1997) – 1st season
 Assistant Coach: David Metzendorf (Ithaca College, 2013) – 1st season
 Assistant Coach: Jared Czech (Manhattanville College, 2013) – 1st season
 Assistant Coach: Maj. Marc Holum (USAFA, 2006) – 1st season
 Assistant Coach: Cam Griffin (Denver, 2015) – 1st season
 Director of Operations: Capt. Travis Smith (USAFA, 2013) – 1st season

PRONUNCIATION GUIDE	
11 Ameka Akaya	Uh-mee-kuh Uh-ky-uh
21 René	Renay
30 Vander Zwaag	Van Durr Zwaah-g
31 Haut	How-t
33 Dickenscheidt	Dick-en-shite
41 Van Soelen	VAN Soul-en
42 Nooe	Noey
Jared Czech	Check



Season/Career-High's

#0 Joseph Octave

Career	2020-21 Season
Points	5 vs. Boise State 1-6
Rebounds	3 vs. Fresno St. 2-13
Assists	3 vs. San Diego St. 1-22
Steals	2 twice
Blocks	
Mins	13, twice

#1 Solomon Pierre-Louis

Career	2020-21 Season
Points	2 vs. UC Riverside 12-31-19
Rebounds	1 vs. Utah State 12-31-20
Assists	1 vs. Utah State 12-31
Steals	
Blocks	
Mins	4 vs. UC Riverside 12-31-19
	2 twice

#2 Glen McClintock

Career	2020-21 Season
Points	15 vs. Nevada 12-18
Rebounds	9 vs. Wyoming 1-18
Assists	6 vs. Wyoming 1-16
Steals	3 vs. Drake 12-13
Blocks	
Mins	40 vs. Boise State 1-8

#3 Logan Morrissey

Career	2020-21 Season
Points	
Rebounds	
Assists	
Steals	
Blocks	
Mins	4 vs. Drake 12-13

#4 Carter Murphy

Career	2020-21 Season
Points	14 vs. JWU 12-17-19
Rebounds	3 vs. JWU 12-17-19
Assists	2 vs. Boise St. 2-11-20
Steals	2 twice
Blocks	2 vs. Fresno St. 2-11
Mins	14 vs. Fresno St. 2-11-21
	14 vs. Fresno St. 2-11

#5 Chris Joyce

Career	2020-21 Season
Points	23, 3x
Rebounds	8 vs. UC Riverside 12-28-18
Assists	5 vs. San Diego St. 2-8-20
Steals	4 vs. San Diego St. 1-22-21
Blocks	1, 7x
Mins	40 vs. CSUN 11-28-20
	23 twice
	5 vs. Lamar 12-5
	4 vs. Nevada 12-18
	4 vs. San Diego St. 1-22
	1 twice
	40 vs. CSUN 11-28

#10 AJ Walker

Career	2020-21 Season
Points	33 vs. Fresno St. 2-11-21
Rebounds	11 vs. San Jose St. 2-15-20
Assists	10 vs. San Jose St. 2-23-19
Steals	5 vs. Fresno St. 2-11
Blocks	2 vs. Texas St. 11-9-19
Mins	40, 6x
	33 vs. Fresno St. 2-11
	10 vs. CSUN 11-28
	6 vs. San Jose St. 1-30
	5 vs. Fresno St. 2-11
	1 twice
	40, 6x

#11 Ameka Akaya

Career	2020-21 Season
Points	15 vs. Wyoming 1-16-21
Rebounds	7 vs. San Jose St. 1-30
Assists	5 vs. UNLV 2-6-21
Steals	4 vs. Wyoming 1-16-21
Blocks	1, 5x
Mins	35 vs. San Jose St. 1-28-21
	15 vs. Wyoming 1-16
	7 vs. San Jose St. 1-30
	5 vs. UNLV 2-6
	4 vs. Wyoming 1-16
	1 twice
	35 vs. San Jose St. 1-28

#12 Christian Depollar

Career	2020-21 Season
Points	
Rebounds	
Assists	
Steals	
Blocks	
Mins	

#15 Abe Kinrade

Career	2020-21 Season
Points	15 vs. Drake 12-13-20
Rebounds	7 vs. Loyola Marymount 11-21-19
Assists	2, twice
Steals	2, 3x
Blocks	1, 4x
Mins	23 vs. Loyola Marymount 11-21-19
	15 vs. Drake 12-13
	4 vs. Fresno St. 2-11
	2 twice
	2 vs. Fresno St. 2-13
	1 vs. Utah State 12-31
	20 twice

#21 Nick René

Career	2020-21 Season
Points	2 vs. JWU 11-6-18
Rebounds	1 twice
Assists	1 vs. Drake 12-13
Steals	-
Blocks	-
Mins	4 vs. JWU 11-6-18
	2 vs. Drake 12-13

#22 Nikc Jackson

Career	2020-21 Season
Points	19 vs. Wyoming 1-18-21
Rebounds	7 twice
Assists	4, 3x
Steals	4 vs. Nevada 12-20-20
Blocks	2, 4x
Mins	31 vs. San Jose St. 1-30-21
	19 vs. Wyoming 1-18
	7 twice
	4, 3x
	4 vs. Nevada 12-20
	2, 4x
	31 vs. San Jose St. 1-30

#24 Mason Taylor

Career	2020-21 Season
Points	13 vs. Wyoming 12-4-19
Rebounds	3 vs. Nevada 12-18-20
Assists	3 twice
Steals	2 vs. Utah State 1-21-20
Blocks	-
Mins	23 vs. Colorado St. 2-29-20
	8 vs. San Diego St. 1-22
	3 vs. Nevada 12-18
	2 vs. Wyoming 1-18
	22 vs. San Diego St. 1-22

#30 Camden Vander Zwaag

Career	2020-21 Season
Points	8 vs. Fresno St. 2-13-21
Rebounds	4 vs. JWU 12-17-19
Assists	3 vs. Fresno St. 2-11-21
Steals	1 twice
Blocks	1 twice
Mins	22 vs. Fresno St. 2-11-21
	8 vs. Fresno St. 2-13
	3 vs. UNLV 2-6
	3 vs. Fresno St. 2-11
	1 vs. UNLV 2-8
	1 twice
	22 vs. Fresno St. 2-11

#31 CJ Haut

Career	2020-21 Season
Points	4 vs. San Diego St. 1-22-21
Rebounds	1, 3x
Assists	1 vs. San Diego St. 1-22-21
Steals	1 vs. Utah State 1-2-21
Blocks	
Mins	11 vs. San Diego St. 1-22-21
	4 vs. San Diego St. 1-22
	1, 3x
	1 vs. San Diego St. 1-22
	1 vs. Utah State 1-2
	11 vs. San Diego St. 1-22-21

#32 Simon Banks

Career	2020-21 Season
Points	
Rebounds	
Assists	
Steals	
Blocks	
Mins	

#33 Derek Dickenscheidt

Career	2020-21 Season
Points	
Rebounds	
Assists	
Steals	
Blocks	
Mins	1 twice

#34 Kyle Brown

Career	2020-21 Season
Points	
Rebounds	
Assists	
Steals	
Blocks	
Mins	

#42 Tucker Nooe

Career	2020-21 Season
Points	
Rebounds	
Assists	
Steals	
Blocks	
Mins	

#44 Keaton Van Soelen

Career	2020-21 Season
Points	16 vs. Utah State 1-5-19
Rebounds	9, 3x
Assists	6 vs. Nevada 12-20-20
Steals	4 vs. Drake 12-13-20
Blocks	3 vs. JWU 12-17-19
Mins	40 twice
	15 twice
	6 vs. Boise State 1-6
	6 vs. Nevada 12-20
	4 vs. Drake 12-13
	2 vs. CSUN 11-28-20
	40 twice

LAST TWO MEETINGS

Inside the Mountain West

2020-21 Mountain West Standings (as of 2/19/20)

Team	MW	All	L10	Strk
Boise State (NR/RV)	14-3	18-4	7-3	W4
Colorado St. (NR/RV)	11-3	14-4	8-2	W2
San Diego St. (RV/RV)	10-3	16-4	8-2	W7
Utah State (RV/RV)	11-4	14-7	6-4	L2
Nevada	9-5	14-7	6-4	W4
Fresno St.	7-8	9-8	5-5	L1
UNLV	6-7	9-11	5-5	W1
Wyoming	6-8	12-9	4-6	W2
San Jose St.	3-12	5-14	3-7	L3
Air Force	2-14	4-16	1-9	L9
New Mexico	1-13	5-13	2-8	L5

Air Force Individual Statistics / Rank in MW CategoryStats Rank

MW Rankings - All Games

Nick Jackson	Blocks0.70	12th
Chris Joyce	Minutes33.0	5th
Glenn McClintock	Minutes31.3	10th
AJ Walker	Scoring15.3	7th
	Field Goal Percentage.....482	3rd
	Assists2.65	15th
	Three's Made2.25	5th
	Minutes36.6	1st
	Steals1.75	1st
Keaton Van Soelen	Blocks0.70	12th
	Minutes31.3	10th

Official Basketball Box Score -- Game Totals -- Final Statistics
Air Force vs New Mexico
01/11/20 4:00 pm at

Air Force 78 • 8-9,2-3 Mountain

#	Player	Total			3-Ptr			Rebounds			PF	TP	A	TO	Blk	Stl	Min
		FG	FGA	FT	FTA	Off	Def	Total									
12	Lavelle Scottie	f	10-22	0-2	6-7	4	5	9	2	26	1	2	0	2	0	23	
34	Ryan Swan	c	3-8	1-4	3-4	4	3	7	2	10	2	0	0	2	34		
00	Caleb Morris	g	5-13	1-4	1-1	0	4	4	3	12	5	3	0	3	33		
03	Sid Tomes	g	2-8	1-5	0-0	0	0	0	5	5	0	2	0	1	17		
10	AJ Walker	g	4-8	3-5	0-0	0	1	1	3	11	3	1	0	1	29		
05	Chris Joyce	g	3-8	0-5	0-0	1	3	4	4	6	2	4	0	0	20		
13	LeSean Brown	g	0-0	0-0	0-0	0	0	0	0	4	2	0	0	0	11		
15	Abe Kinrade	g	0-0	0-0	0-0	0	0	0	0	0	0	0	0	0	3		
24	Mason Taylor	g	1-2	1-2	0-0	0	0	0	1	3	0	1	0	0	4		
44	Keaton Van Soelen	g	2-2	1-1	0-2	1	2	3	2	5	0	0	0	0	16		
Team						3	2	5									
Totals			30-71	8-28	10-14	13	20	33	22	78	17	15	0	9	200		

FG % 1st Half: 13-32 40.6% 2nd half: 17-39 43.6% Game: 30-71 42.3%
 3FG % 1st Half: 5-16 31.3% 2nd half: 3-12 25.0% Game: 8-28 28.6%
 FT % 1st Half: 3-4 75.0% 2nd half: 7-10 70.0% Game: 10-14 71.4%

Officials: Casey McClain, Michael Irving, Kevin Brill
 Technical fouls: Air Force-None, New Mexico-None.
 Attendance: 11014
 2019-20 Men's Basketball. Round: 0. Air Force vs New Mexico. Played at DreamSt

Score by periods	1st	2nd	Total
Air Force	34	44	78
New Mexico	37	47	84

Last FG - USAFA 2nd-00:13, UNM 2nd-00:05.
 Largest lead - USAFA by 3:18 (11:31), UNM by 12:2nd-09:49, USAFA led for 05:17, UNM led for 30:19. Game was tied for 04:24.

THE SERIES

Air Force and New Mexico are meeting for the 85th time overall. The Lobos hold a 61-24 overall lead in the series.
 - Air Force is 18-22 at the Academy, 4-36 at UNM and 2-3 in neutral site games.
 - The teams split the series last year.
 - The teams first played Dec. 7, 1957 in Albuquerque. The Falcons won the game, 68-50.

LAST YEAR VS. NEW MEXICO

GAME 1 - JAN. 11, 2020
 Air Force fell to a tough New Mexico team, dropping an 84-78 Mountain West contest Saturday afternoon in Dreamstyle Arena - The PIT. Lavelle Scottie led the Falcons with 26 pts and 9 rebounds. In a physical battle that featured seven lead changes, it was the Lobos who broke away late and held off a late run by the Falcons.

The 1st half was back and forth with New Mexico taking control midway through. The Lobos led by as many as 9 points in the first half, before the Falcons cut it to a 3-point game at the half with a late run. Air Force trailed UNM 37-34 at the half. The Falcons battled back early in the second half to take a 41-39 lead with 17:57 to go after a 7-0 run. New Mexico then came back and began to build a lead, going up by as many as 12 points with 10 minutes to play.

Air Force charged back again, getting the game back down to a three point game with under five minutes to play. After some back and forth scoring, Air Force got the game back down to three points again and looked to get closer. With two minutes to go, New Mexico blocked back-to-back Air Force shot attempts and would later get a bucket to go up five at 76-71 with a minute to play. The Falcons got to within four points twice with under a minute to play, but were unable to overcome the Lobos.

Four Falcons joined Scottie in double figures.

Official Basketball Box Score -- Game Totals -- Final Statistics
New Mexico vs Air Force
02/26/20 7:00 pm at U.S. Air Force Academy, CO

New Mexico 58 • 17-13,6-11 Mount

#	Player	Total			3-Ptr			Rebounds			PF	TP	A	TO	Blk	Stl	Min
		FG	FGA	FT	FTA	Off	Def	Total									
01	Corey Manigault	f	2-7	0-0	2-2	1	2	3	0	6	0	2	0	0	17		
02	Zane Martin	g	1-7	0-2	1-2	0	2	1	3	2	2	0	2	23			
02	Vance Jackson	g	5-15	4-11	2-2	2	4	6	1	16	2	3	1	37			
05	Jaquan Lyle	g	6-11	5-10	1-4	0	8	8	2	18	6	2	1	35			
10	Makua Maluach	g	2-6	0-1	3-3	1	2	3	2	7	1	1	1	27			
03	Keith McGee	g	0-3	0-3	0-0	0	2	2	1	0	1	0	0	2			
23	Emmanuel Kuac	g	0-0	0-0	0-0	0	1	1	0	0	0	0	0	4			
30	Kurt Wegscheider	g	3-4	0-1	0-0	0	1	1	0	6	0	1	0	20			
33	Jordan Arroyo	g	1-3	0-0	0-0	1	4	5	2	2	0	0	1	22			
Team						0	4	11									
Totals			20-56	9-28	9-13	5	27	32	9	58	12	13	4	11	200		

FG % 1st Half: 11-28 39.3% 2nd half: 9-28 32.1% Game: 20-56 35.7%
 3FG % 1st Half: 3-13 23.1% 2nd half: 6-15 40.0% Game: 9-28 32.1%
 FT % 1st Half: 8-9 88.9% 2nd half: 1-4 25.0% Game: 9-13 69.2%

Officials: John Gaffney, Eric Curry, John Higgins
 Technical fouls: New Mexico-None, Air Force-None.
 Attendance: 1925
 2019-20 Men's Basketball. Round: 0. Air Force vs New Mexico. Played at Clune A

Score by periods	1st	2nd	Total
New Mexico	33	25	58
Air Force	28	32	60

Last FG - UNM 2nd-05:04, USAFA 2nd-00:27.
 Largest lead - UNM by 6:2nd-05:36, USAFA by 13:1st-11:51, UNM led for 19:16, USAFA led for 17:39. Game was tied for 03:05.

Caleb Morris added 12 points, AJ Walker 11 and Ryan Swan 10. Morris added a career-high five assists and a team-high three steals. Walker hit three three's and Swan added six rebounds. Jaquan Lyle led New Mexico with 20 pts before fouling out late in the game. Guard Zane Martin added 18 points & Corey Manigault scored 16. 5 Lobos reached double-figures in scoring. Air Force forced 20 Lobo turnovers but committed 15. Despite a significant size disadvantage, Air Force was just barely out-rebounded 34-32.

GAME 2 - FEB. 26, 2020

Air Force rallied back to a 60-58 win over New Mexico in Mountain West action Wednesday night at Clune Arena. A pair of three-point baskets by senior Sid Tomes brought the Falcons back for the win in the home-finale.

Trailing 58-54, Tomes made it a one-point game with a three at the 1:08 mark. Following a pair of missed free throws by New Mexico (17-13, 6-11 MW), Tomes was able to get the rebound with 38 seconds to play. Seconds later, Tomes drilled the game-winner with 27 seconds left to play to put the Falcons ahead 60-58. New Mexico missed on its last two shot attempts as the clock expired, sending the Falcons spilling onto the court to celebrate.

Playing in their final home game, the senior class accounted for 57 of 60 points for Air Force. The four senior starters of Lavelle Scottie, Ryan Swan, Caleb Morris and Tomes all reached double figures in scoring.

Scottie scored a team-high 16 points, adding nine rebounds and four assists. Swan notched his third double-double of the season with 14 points and 11 rebounds. Six of his boards were on the offensive end.

Morris added 11 points, including a 3 of 5 night from three-point range. Tomes had his first-career double-double with 10 points and 10 rebounds. The final senior, LeSean Brown, added

A Day In The Life Of A Cadet

Keaton Van Soelen, Senior, Forward Management Major

Time	Activity/Duty
6:15	Wake Up
6:30	Morning Officer Development
7:00	Breakfast
7:30	Aeronautical Engineering
8:30	Financial Accounting
9:30	Management Perspectives (Double Period)
11:35	Mandatory March to Lunch
11:55	Lunch
12:30	Squadron meeting
2:00	Shooting before practice
2:30	Film
3:00	Practice
5:00	Lift
6:00	Ice and shower
6:30	Dinner
7:15	Squadron meeting
8:00	Homework
10:30	Bed

Carter Murphy, Sophomore, Guard Management Major

Time	Activity/Duty
6:15	Wake Up
6:30	Morning Officer Development
7:00	Breakfast
7:30	Aeronautical Engineering
8:30	Financial Accounting
9:30	Management Perspectives (Double Period)
11:35	Mandatory March to Lunch
11:55	Lunch
12:30	Squadron meeting
2:00	Shooting before practice
2:30	Film
3:00	Practice
5:00	Lift
6:00	Ice and shower
6:30	Dinner
7:15	Squadron meeting
8:00	Homework
10:30	Bed

SQUADRON JOBS

In order to prepare for life as an officer, the Cadet Wing at the United States Air Force Academy simulates the organization of an operational Air Force wing. Cadets are responsible for running and operating the wing – an unparalleled leadership opportunity to understand the importance of respect amongst peers and how to be an honorable, well-balanced officer. All cadets learn how to use a chain of command, how to function as part of various military formations and how military units organize to accomplish collective tasks. The Cadet Wing's 4,000 members are organized into four groups of 10 squadrons each. Cadets live, eat and take part in military training with their squadrons.

Series History vs. New Mexico

12-7-57	Albuquerque	W	68-50	2-12-00	USAF	L	67-81
1-30-60	Denver%	W	70-66	1-13-01	Albuquerque	L	52-59
12-1-60	USAF	W	85-73	2-10-01	USAF	W	53-49
2-7-62	Albuquerque	W	62-56	1-14-02	Albuquerque	L	47-50
2-11-67	USAF (OT)	L	64-73	2-9-02	USAF	W	47-44
1-3-68	Albuquerque	L	60-88	2-8-03	Albuquerque	L	59-73
2-7-70	USAF	L	61-64	3-8-03	USAF	W	68-60
1-11-71	Albuquerque	L	66-73	1-17-04	Albuquerque	W	68-42
1-22-81	USAF	L	37-38	2-14-04	USAF	W	51-50
2-28-81	Albuquerque	L	69-79	1-15-05	USAF	W	64-62
1-8-82	Albuquerque	L	61-68	2-14-05	Albuquerque	L	52-63
2-27-82	USAF	W	64-59	1-21-06	Albuquerque	L	59-62
1-17-83	Albuquerque	L	76-89	2-22-06	USAF	W	51-46
2-10-83	USAF	W	61-52	1-9-07	USAF	W	65-57
1-19-84	USAF	L	47-57	2-10-07	Albuquerque	W	60-51
2-20-84	Albuquerque	L	48-49	1-19-08	Albuquerque	L	44-59
1-12-85	Albuquerque	L	50-91	2-20-08	USAF	L	51-68
2-1-85	USAF	L	52-58	1-10-09	Albuquerque	L	53-78
2-6-86	Albuquerque	L	70-72	2-11-09	USAF	L	66-76
2-22-86	USAF	W	66-64	1-20-10	USAF	L	50-73
1-17-87	USAF	L	65-80	2-20-10	Albuquerque	L	56-59
2-28-87	Albuquerque	L	73-80	3-11-10	Las Vegas&	L	69-75
1-8-88	Albuquerque	L	67-80	2-1-11	USAF	L	61-75
2-4-88	USAF	W	65-58	3-5-11	Albuquerque	L	61-66
2-11-89	Albuquerque	L	67-79	1-31-12	USAF	L	42-81
2-25-89	USAF	L	73-80	2-29-12	Albuquerque	L	56-86
3-9-89	Salt Lake City\$	L	60-74	3-8-12	Las Vegas&	L	64-79
1-27-90	Albuquerque	L	44-61	2-6-13	Albuquerque	L	58-81
2-28-90	USAF	L	54-62	3-9-13	USAF	W	89-88
12-31-90	Albuquerque	L	55-92	3-5-14	Albuquerque	L	52-80
2-28-91	USAF	L	56-66	1-14-15	Albuquerque	L	48-60
1-11-92	Albuquerque	L	63-78	2-4-15	USAF	W	53-49
2-29-92	USAF	L	55-70	3-11-15	Las Vegas&	W	68-61
1-9-93	Albuquerque	L	43-63	1-27-16	Albuquerque	L	55-84
2-27-93	USAF	L	60-80	2-20-16	USAF	W	76-72
1-8-94	USAF	L	54-80	2-8-17	USAF	L	67-74
2-24-94	Albuquerque	L	71-90	12-27-17	Albuquerque	L	58-87
1-4-95	Albuquerque	L	72-86	2-10-18	USAF	W	100-92
3-4-95	USAF	W	59-58	1-2-19	USAF	L	58-65
1-4-96	USAF	L	49-61	1-11-20	Albuquerque	L	78-84
2-29-96	Albuquerque	L	55-67	2-26-20	USAF	W	60-58
1-3-97	Albuquerque	L	59-92	% - Denver Auditorium Arena			
2-14-97	USAF	L	72-96	\$ - WAC Tournament			
1-22-00	Albuquerque	L	72-89	& - MWC Tournament			

a season-high six points off the bench.

Jaquan Lyle led New Mexico with 18 points, eight rebounds and six assists. Vance Jackson added 16 points and six rebounds.

Air Force trailed New Mexico 33-28 at the half after leading by as many as 13 early. A 15-0 run early had the Falcons up 20-7 12 minutes into the game. The Lobos out-scored the Falcons 25-8 the rest of the half to take the five point lead.

Air Force clawed its way back into the game in the second half, re-taking the lead at 37-35 on a Tomes three with 13:48 to play. New Mexico re-took the lead and led by as many as six at 58-52 with 4:49 to play. The Lobos did not score again, as the Falcons rallied back.

FRESNO STATE SERIES

Game One

Air Force dropped a 69-63 Mountain West contest to Fresno State (8-7, 6-7 MW) Thursday night at Clune Arena. Guard AJ Walker had a career-night for the Falcons with 33 points.

Air Force nearly rallied back from a 16 point deficit, getting the game down to one point with under three minutes to play. The Falcons were unable to get the clutch bucket, as the Bulldogs were able to pull away with the win.

Walker set a career-high for points, which was the fourth-most points scored in a conference

game in the Mountain West era and the most points by a Falcon since Ryan Swan scored 37 against Wyoming in 2019. Walker's 11 free throw attempts and makes, six three's and five steals were all career high's as well. Walker also played all 40 minutes for the fourth straight game.

Sophomore Nikc Jackson was Air Force's second-leading scorer with seven points. Sophomore Carter Murphy added five points. Ameka Akaya, Chris Joyce and Abe Kinrade added four points each.

Junior Ballard led Fresno State with 17 points. Christian Gray added 11 points off the bench.

Fresno State jumped out to a 33-22 halftime lead, as Air Force struggled to find its groove on offense. The Bulldogs then went up 16 at 40-24 with 18:05 in the second half. The Falcons then out-scored the Bulldogs 39-29 the rest of the way, but the rally was just short.

Walker scored 25 of his 33 points in the second half, including all 11 of his free throw makes and attempts. Air Force shot 40 percent from the field but made 11 three's, its third game in double-digit three's in its last four.

Game Two

Air Force men's basketball (4-16, 2-14 MW) dropped a 67-64 Mountain West contest to Fresno State (9-7, 7-7 MW) Saturday afternoon at Clune Arena. Soph-

omore Nikc Jackson led the Falcons with 13 points.

For the 2nd-straight game, the Falcons tried to overcome a double-digit lead but its late rally fell just short again. The Falcons trailed by as many as 14 in the first half, before mounting a 2nd-half rally.

Fresno State led 39-31 at the half. The Bulldogs led 34-20 with 4 minutes left in the 1st half, before the Falcons went on an 11-5 run to close out the half.

Air Force fought back in the second half, overcoming the deficit and taking a one point lead at 45-44 with 12:34 to play. Fresno State re-took the lead before the Falcons tied it up with eight minutes to play. The Bulldogs were able to re-take the lead and hold the Falcons off the rest of the way.

Jackson went 5 of 7 from the field and 3 of 4 from the free throw line for his 13 points. Senior Ameka Akaya scored nine points.

The Falcons had eight points each from Chris Joyce, Keaton Van Soelen, Camden Vander Zwaag and AJ Walker. Joyce and Van Soelen tied for the team-lead with six rebounds each. Walker had three assists and Vander Zwaag hit a pair of three's.

Forward Orlando Robinson led Fresno State with 21 pts and 11 rebounds. Guard Deon Stroud and forward Braxton Meah added 10 points each.

Prior to the game, Air Force honored its senior class of Ameka Akaya, Chris Joyce and Keaton Van Soelen.

Fresno St. Series Notes:

Game 1:

- Air Force made 11 three's, its second-most in a game. The Falcons reached double-digits in threes for the fourth time this season and the third time in the last four games.

- Air Force forced Fresno State into 20 turnovers, the most by an opponent this season.

- The Falcons tied a season-high with 11 steals.

- Air Force went 20 of 26 from the free throw line, good for and 87 percent clip. The Falcons set season high's for both makes and attempts.

- Junior guard AJ Walker scored a career-high 33 points. Walker also set career-high's six three's, 11 free throw makes and attempts and five steals. He also played 40 minutes for the fifth straight game (a streak of 165 minutes and 49 seconds, dating back to first San Jose State game.). His 33 points are the fourth-most in a conference game in the Mountain West era. His 33 points were the most since Ryan Swan scored 37 points against Wyoming in 2019. Walker went 8 of 16 from the field and 6 of 12 from three point range. He went 11 of 11 from the free throw line. Walker also tied for the team lead with three assists and a blocked shot.

Game 2:

- AJ Walker scored eight points, snapping his streak of double digit scoring at five games. Walker played 38 minutes, snapping a streak of four straight games having played all 40 minutes. Walker had played in 117 consecutive minutes during the streak. Walker made one three and had a team-high three assists. Walker now has 41 three's in MW games, which is one shy of tying the school record. - Sophomore guard Camden Vander Zwaag scored a career-high eight points. Vander Zwaag was 3 of 5 from the field and 2 of 3 from three-point range. His two three's were also a career-high.

MILESTONE WATCHES

Air Force has several players nearing milestones:

Chris Joyce

Points: 654, 66th (Needs 2 pts to move into 64th).

AJ Walker

Assists: 231 (263 moves him into top 10 at AF)

Threes: 129 (13 away from 142 to crack top 10 overall)

Threes: 41 (one away from tying program record for most three's in a MW season - 42 by Tom Fow in 2010-11)

Points: 934, 36th (Needs 33 pts for top 30 at AF).

Keaton Van Soelen

Blocked Shots: 51, 8th (53 moves him to 7th at AF)

WALKER CLOSING IN ON AF MW THREES RECORD

AJ Walker has 41 three's in Mountain West play, averaging 2.83 per game. He is one shy of the MW era record of 42 three's in a season by Tom Fow in 2011.

Air Force Most Three's - MW Season

1. Tom Fow	42	2010-11
2. AJ Walker	41	2020-21
2. Tre' Coggins	41	2013-14
4. Matt Holland	39	2008-09
5. Matt McCraw	37	2005-06
5. Zach Kocur	37	2014-15

FALCONS ON TRACK TO PLAY EVERY MW GAME

Air Force is the only team in the Mountain West to play every conference game on its schedule so far this season, ranking second behind Boise State's 17 games played (Boise has two MW games left). The Falcons are the only team on track to play the complete 20-game conference season and would set a new MW record for most conference games played in a season.

FALCONS CLOSING IN ON CONFERENCE MARKS

Air Force is closing in on some conference season records in the three-point and steals department.

Air Force has 122 three's in MW play, which is currently 11th most in a season and two shy of cracking top 10. Air Force is 22 three's shy of second all-time and 31 three's shy of the record of 153 with four games to play.

Air Force's 108 steals is eighth all-time and 33 shy of the record of 141. Air Force needs 12 steals for the second best mark in conference play.

IRON MAN & STEALS LEADER

Air Force junior AJ Walker is amongst the nations leaders in minutes played per game, ranking 27th with 36.6 mpg. Walker has played all 40 minutes in six games, including four in a row, where he tallied 174 straight minutes played across six games.

Walker also leads the Mountain West with 1.75 steals per game. He has six games with at least three steals and a career-best five steals in a game recently vs. Fresno State. Walker is 5 steals away from tying the program season mark in MW play.

Most season steals in MW Play At Air Force

1. Tim Anderson	34	2007-08
1. Jacob Burtschi	34	2005-06
3. Tim Anderson	33	2006-07
4. Jacob Burtschi	31	2006-07
5. AJ Walker	29	2020-21

Air Force Academy

The United States Air Force Academy (USAFA) is a world-class institution providing a comprehensive developmental experience to graduate innovative, resilient and committed airpower leaders of character. It provides an intensive immersion in leadership training and officer development founded on integrity, built on the pillars of academic, military and athletic excellence and which inculcates in our cadets a spirit of selfless service to our Nation. USAFA fosters a culture of commitment and climate of respect focusing future leaders on innovation and continual improvement. It produces air-minded leaders and career officers with the character, critical thinking skills and strategic agility to lead our Nation's Air Force today and into the future. USAFA strives to offer the best education in a liberal arts environment to prepare thoughtful, caring, innovative leaders.

- USAFA is consistently ranked by multiple sources as one of the country's top public universities, particularly when it comes to engineering and liberal arts education.
- The Academy ranked number two in Aero space/Aeronautical/Astronautical Engineering at schools where doctorate degrees are not offered, just behind Emory Riddle Aeronautical University, Prescott, Ariz.
- The school also tied for second place with the U.S. Military Academy (West Point) in High School Counselor Ranking at Liberal Arts Colleges.
- The number 3 ranking for Top Public Schools Ranking also went to the Academy.
- The Academy tied for fifth place with U.S. Naval Academy (Annapolis) for Best Undergraduate Engineering Program also where doctorate degrees are not offered.
- #6 Electrical/Electronic/Communications
- #8 Mechanical Engineering
- #26 National Liberal Arts Colleges
- #45 Best Undergraduate Business Programs

Service above self is at the core of the USAFA experience and USAFA cadets strive to always serve with purpose, honor, and selflessness.

- 61% of USAFA graduates serve 10 years and 45% serve 20 years.
- USAFA cadets contribute 38,000 volunteer hours per year in the local community, as well as across the Nation.
- STEM Outreach Club, as ambassadors for Air Force innovation, received the 2015 National Society of Black Engineers Golden Torch Award for Government Community Service for 5,500 hours of outreach.

Facts about the class of 2012

- 10,202 applications received
- 1,216 processed into Academy
- 65% National Honor Society

High School:

- Average GPA: 3.85
- Average SAT scores: 673 Math, 661 Reading
- Average ACT scores: 30.8

Scoring Opp	By Class/Starters vs. Bench				Starters/Bench
	FR	SO	JR	SR	
CSUN	0	17	13	36	61/5
Seattle	11	9	9	16	30/15
Lamar	8	2	4	45	50/9
Drake	2	3	29	19	36/15
Nevada	15	8	15	19	49/8
Nevada	7	7	30	24	65/3
Utah St.	7	11	10	20	32/16
Utah St.	2	9	21	21	42/9
Boise St.	7	8	16	28	47/12
Boise St.	14	2	23	30	59/10
Wyoming	3	5	15	49	57/15
Wyoming	11	23	13	14	45/13
SDSU	8	21	17	15	35/26
SDSU	7	24	5	23	42/17
SJSU	3	2	21	32	50/8
SJSU	11	14	16	21	59/3
UNLV	2	7	23	26	47/11
UNLV	4	21	22	17	52/12
Fresno St.	3	12	37	11	41/12
Fresno St.	2	22	11	25	46/18
New Mexico					
New Mexico					
Colo. St.					
Colo. St.					
Total	127	227	350	491	946/237

MOST CAREER POINTS

No.	Player, Years	Pts
1.	Raymond Dudley, 1986-90	2,178
2.	Otis Jones, 1991-95	2,003
3.	Tim Harris, 1977-81	1,550
4.	Lavelle Scottie, 2017-20	1,546
5.	Michael Lyons, 2009-13	1,527
6.	Bob Beckel, 1956-59	1,526
7.	Jarmica Reese, 1994-98	1,385
8.	Cliff Parsons, 1966-69	1,374
9.	Rick Simmons, 1979-83	1,320
10.	Antoine Hood, 2002-06	1,307
11.	Jarvis Croff, 1998-01	1,216
12.	Jacob Burtschi, 2003-07	1,205
13.	Tom Schneeberger, 1974-78	1,204
14.	Maurice McDonald, 1982-86	1,121
15.	Hayden Graham, 2014-17	1,113
16.	Nick Welch, 2002-07	1,109
17.	Tim Keller, 2001-05	1,105
18.	Randy Gricius, 1975-79	1,100
19.	Ryan Swan, 2017-20	1,094
20.	Joel Gerlach, 2000-04	1,087
36.	AJ Walker, 2018-21	934

SENIORS GET AIR FORCE ASSIGNMENTS

Air Force's seniors recently found out their first assignments upon graduation. Upon graduation in May, the three Air Force seniors will be commissioned into the Air Force or Space Force as 2nd. Lieutenants. Their base assignments will be determined at a later date.

Ameka Akaya - Warfighter Communications Operations
 Chris Joyce - Warfighter Communications Operations
 Keaton Van Soelen - Space Force Acquisitions

LINEUP STABILITY

Just six players have started games for Air Force this season, for a combination of three different lineups. Most recently, Air Force went with its three seniors, Ameka Akaya, Chris Joyce and Keaton Van Soelen and junior AJ Walker and sophomore Nikk Jackson. Walker, Jackson and Joyce have started every game.

Players With Starts	PPG	RPG	APG
PG AJ Walker	15.3	3.2	2.7
G Glen McClintock	5.4	3.3	1.8
G Chris Joyce	10.8	2.6	1.9
F Keaton Van Soelen	7.0	3.2	2.0
F Nikk Jackson	8.8	3.6	1.6
F Ameka Akaya	6.8	2.3	1.1

JOE SCOTT ERA PART II

Joe Scott takes over the helm of Air Force basketball for the second time in 2020-21. Scott was previously Air Force's head coach for four seasons from 2000-04, amassing a 51-63 record during that time. Scott guided the Falcons to it's first-ever Mountain West title in 2003-04, as the Falcons posted a 22-7 overall record and 12-2 conference mark.

A DEFENSE-LED TEAM UNDER SCOTT

A hallmark trait of a Joe Scott-coached team is its defense. Scott's team's have led the nation three times in fewest points allowed in a season, including two years at Air Force.

In his first four years at Air Force, the Falcons allowed 58.9 ppg. The most points allowed in a season under Scott was 65.3 ppg at Denver in 2015-16.

NCAA LEADER - DEFENSE (PPG)

2002-03 (Air Force) 57.0
 2003-04 (Air Force) 50.9
 2005-06 (Princeton) 53.3

JACKSON MAKES SOPHOMORE LEAP

Sophomore forward Nikk Jackson has made the most of his sophomore season for the Falcons. He ranks third in scoring at 8.8 ppg and leads the team in rebounding (3.6 rpg) and blocked shots (14). Jackson is averaging 9.4 ppg and shooting .550 from the field in MW contests.

MCCLINTOCK STARTING AS FRESHMAN

Freshman guard Glen McClintock has worked his way into the rotation with solid play early on. McClintock was inserted into the starting lineup against Lamar and has started 17 games on the season. McClintock was the team co-captain of the USAFA Prep School basketball team last season.

AKAYA EARNS PROMINENT ROLE AS SENIOR

Senior Ameka Akaya has blossomed into one of Air Force's top scoring options, averaging 6.8 ppg as a senior. Akaya has started the last six games, but has primarily been the top offensive threat off the bench, having led the reserves in scoring 10 times, including 8 in a row before going back into the starting lineup. Akaya recently scored a career-high 15 points in the win over Wyoming and put up 14 against San Jose State.

JOYCE BECOMES SCORING THREAT

Guard Chris Joyce has become one of Air Force's top scoring option as a senior in 2020-21, averaging 10.8 ppg, which ranks second on the team. Joyce has tied career-high's with 23 points against CSUN and Lamar. As a junior last season, the Jacksonville, FL, native averaged 6.6 ppg as the top scoring option off the bench.

VAN SOELEN SOLID AS A SENIOR

Forward Keaton Van Soelen is having a solid season for the Falcons as a senior. Van Soelen ranks fourth on the team in scoring at 7.0 ppg and is second with 3.2 rebounds. Van Soelen is tied for the team-lead with 14 blocks and his 23 steals is second.

VAN SOELEN TOP 10 IN BLOCKS

With 51 career blocked shots, senior Keaton Van Soelen is now in the Top 10 for most blocked shots at Air Force, ranking 8th. He needs two more to reach seventh.

KINRADE ADDS POST PRESENCE

Junior Abe Kinrade returned to action in the UNLV series after missing the previous five games due to a leg injury. Kinrade scored five points in 15 minutes in the first UNLV game and logged 20 minutes in the second. He also averaged 19.5 minutes per game against Fresno State. Kinrade is averaging 3.5 ppg and 1.5 rpg.

FIRST-EVER WIN AT NEVADA

Air Force's 68-66 win at Nevada on Dec. 20, was its first-ever at Lawlor Events Center. The Falcons are now 1-9 all-time at Nevada. The win also snapped a 10 game losing streak to the Wolf Pack.

14 GAME WIN STREAK AT CLUNE FOR SCOTT

Air Force head coach Joe Scott had his streak of 14 consecutive wins at Clune Arena, dating back to the 2003 season, snapped with the game one loss to Utah State on Dec. 31, 2020. Scott went 12-0 at home for the Falcons during the MW title season of 2003-04. In addition, Scott won his final home game in 2002-03 and the first home game in 2020.

VAN SOELEN REACHES 100 GAMES

Air Force senior Keaton Van Soelen played in his 100th career game against Boise State on Jan. 8. Van Soelen has now played in 110 career games.

AIR FORCE'S 3-POINT STREAK

Air Force has hit at least one 3-pointer in 356 straight games dating back to Nov. 21, 2009 vs. Northern Colorado.

JOYCE & VAN SOELEN NAMED TEAM CAPTAINS

Seniors Chris Joyce and Keaton Van Soelen were named team captains for the 2020-21 season. Van Soelen entered the season with 90 career games played and Joyce with 71.

WALKER WITH DOUBLE-DOUBLE

Junior AJ Walker notched his second-career double-double with 13 points and 10 rebounds against CSUN. Walker added three assists and two steals in 39 minutes.

KINRADE WITH BANNER GAME VS. DRAKE

Junior forward Abe Kinrade had the best game of his career against Drake, scoring a career-high 15 points. He was 5 of 7 from the field and 4 of 5 from the line. Kinrade is averaging 3.9 ppg and 1.3 rpg.

AIR FORCE PICKED 10TH

Air Force was picked 10th in the Mountain West preseason men's basketball poll. The Falcons were picked to finish 8th a season ago in 2019-20.

Predicted Order of Finish

Rk	Team (First-Place Votes)	Pts.
1.	San Diego State (14)	211
2.	Boise State (4)	188
3.	Utah State (2)	177
4.	UNLV	160
5.	Colorado State	141
6.	Nevada	114
7.	New Mexico	106
8.	Fresno State	93
9.	Wyoming	59
10.	Air Force	39
11.	San José State	32

WHO'S BACK

- Air Force returns one starter and nine players who saw action in 2019-20.

- Junior point guard AJ Walker is the team's lone returning starter and leading returning scorer at 11.1 ppg. Walker was third in scoring for Air Force last season and was 11th in the Mountain West with 3.1 assists per game.

- Air Force's other top returning scorers are senior guard Chris Joyce (6.6 ppg) and senior forward Keaton Van Soelen (3.5 ppg).

Percentage Returning for Air Force in 2020-21

Scoring	38.5
Rebounding.....	44.2
Games Started	33.1
Minutes	42.0

WHO'S GONE

-The Falcons lost four starters and six players off the 2019-20 team.

- Air Force lost a pair of 1,000 point scorers in forwards Lavelle Scottie and Ryan Swan. Scottie averaged a team-leading 15.7 ppg and Swan was second at 12.5 ppg. Scottie was a two-time all-MW selection for the Falcons.

-The Falcons lost four of its top five scorers to graduation.

WHO'S NEW

- Air Force welcomes seven freshmen to the 2020-21 team.

- Five of the seven played at the USAFA Prep School last season.

- Air Force has a completely new coaching staff as the entire assistant staff enters its first season.

SCOTT THE FIRST TWO-TIME MW COACH

Joe Scott is the first men's basketball coach to coach the same program twice during the Mountain West era. Scott coached four seasons at Air Force from 2000-04

PRINCETON COACHING CONNECTION

Air Force head coach Joe Scott and associate head coach Sydney Johnson share a Princeton bond as both players and coaches. Scott played for the Tigers from 1983-87 and would later become the head coach from 2004-07. Johnson played at Princeton from 1993-97, with Scott being on the coaching staff as an assistant for all four seasons. Johnson followed Scott as the head coach at Princeton from 2007-11. Between the two, they have 29 years combined of Div. I head coaching experience and over 400 career wins.

	Years as HC	Wins
Joe Scott	17	239
Sydney Johnson	12	182

STAFF FAMILIARITY

Despite the entire staff entering its first season at Air Force, almost all have worked or played under Joe Scott in prior stops.

Prior Stints with Joe Scott

Sydney Johnson (player at Princeton, Scott assistant)
David Metzendorf (assistant w/Scott at Holy Cross)
Maj. Marc Holum (player at Air Force)
Jared Czech (grad. assistant at Denver)
Cam Griffin (player at Denver)

TV SCHEDULE ANNOUNCED

Air Force men's basketball is slated to have 10 games broadcast on television, announced as part of the Mountain West package for televised games on either CBS or FOX networks for the 2020-21 season.

Tip times will be announced in the near future, in addition to the possibility of other additions to digital or additional broadcast outlets. All Air Force home games not broadcast on television will be streamed digitally on the Mountain West Network (MWN).

Air Force Men's Basketball 2020-21 Television Broadcast Schedule

Dec. 31 vs. Utah State (CBSSN)
Jan. 2 vs. Utah State (STADIUM)
Jan. 6 at Boise State (FS1)
Jan 8 at Boise State (STADIUM)
Jan. 22 vs. San Diego State (FS1)
Jan. 24 vs. San Diego State (FS1)
Feb. 6 at UNLV (CBSSN)
Feb. 8 at UNLV (CBSSN)
Feb. 22 vs. New Mexico (CBSSN)
March 1 at Colorado State (CBSSN)

DIFFERENT LOOK FOR MW SEASON

The Mountain West portion of the 2020-21 season will look significantly different from previous seasons. Instead of the traditional 18-game schedule, the conference opted for a 20 game-season. The Air Force is slated to play five home and five road series. The series will be two games at the same site in three days. Air Force opens conference play Dec. 18-20 at Nevada. The conference also opted for an open week prior to the MW Championship Tournament to allow for any re-scheduling opportunities if the need arises.

WALKER LONE RETURNING STARTER

Junior point guard AJ Walker is Air Force's lone returning starter off the 2019-20 team. Walker is the team's top returning scorer, having ranked third on the team in scoring last year at 11.1 ppg. Walker was 11th in the conference with 3.1 assist per game. His 1.51 assist/turnover ratio was seventh in the MW.

VAN SOELEN STEADY VETERAN

Senior forward Keaton Van Soelen has been a steady contributor for Falcon basketball each of his first three seasons. Van Soelen has played in 90 career games, making 40 starts. He averaged 3.5 ppg and 3.1 rpg as a junior and led the team with 15 blocked shots.

JOYCE ANOTHER VETERAN PRESENCE

Senior guard Chris Joyce is another seasoned veteran for the Falcons, having averaged 6.2 points per game over his career at Air Force, which includes 24 starts in 69 career games. Joyce overcame an early-season injury to average 6.6 ppg for the Falcons as a junior, which is the second-best amongst returners. Joyce averaged 7.5 ppg as its top scorer off the bench as a sophomore.

AKAYA EXPECTED TO BOLSTER OFFENSE

Senior forward Ameka Akaya is another senior with proven game experience for the Falcons. Akaya has impressive shooting splits for the Falcons across 53 career games, averaging 56.2 percent from the field, 48.1 percent from three and 84.4 percent from the free throw line. With the departures of forwards Lavelle Scottie and Ryan Swan to graduation, Akaya is expected to expand his role this season.

Head Coach Joe Scott



Joe Scott, who led the Air Force men's basketball program from 2001-04 to unprecedented heights, is returning to the Academy to once again to lead the program, announced on March 31, 2020, by Director of Athletics Nathan Pine.

A veteran of 29 years in the coaching ranks and 16 as a head coach, Scott returns to the Academy after spending the last two seasons as an assistant coach at Georgia.

Scott, who in 2013 was tabbed one of the nation's top-20 "Xs & Os" coaches in a survey of his peers by ESPN's Jeff Goodman, was also head coach at Princeton, his alma mater, for three campaigns and Denver for nine seasons.

Scott first came to the Academy in 2001, taking over a program that had not had a winning season in 22 years and led it to new levels of success. In just four seasons he led the Falcons to their only Mountain West regular season title, first NCAA tournament appearance in 42 years, a top 25 national ranking and a then-school-record 22 wins. He was named MW coach of the year, National Association of Basketball Coaches (NABC) coach of the year and finished fourth in the balloting for Associated Press national coach of the year in 2004. Scott compiled a 22-4 (.846) record at home over his final two seasons, including a 3-0 mark in 2003-04. Attendance surged by more than 300 percent during his time leading the Falcons.

Scott was the head coach at Princeton from 2004-07. The Tigers finished first nationally in scoring defense in 2006-07 after being second in Scott's first two seasons.

From 2007-16, Scott was head coach at Denver-

where he inherited a program that was 4-25 and ranked 335th (of 336) in the NCAA RPI prior to his arrival. He led the program to a school-record 22 Division I victories in 2012 and 2013. In 2012, Scott was a finalist for the Hugh Durham Award as the nation's top mid-major head coach. In 2013, Denver shared the WAC regular-season title, earned a National Invitational Tournament (NIT) bid and secured its first postseason win ever. Within his first five years, Denver was a top 100 RPI team and a top 65 RPI team at the end of his sixth season. Denver was 75-15 (.833) at home over a six year stretch, including a 15-game home winning streak which tied as the ninth longest in the nation entering 2010-11. Denver also had the fifth largest attendance increase in the country in 2011-12.

Not afraid of difficult situations and rebuilding programs, Scott has a 235-240 career record in 16 seasons as a head coach while recruiting and coaching 29 all-league players (10 in the Mountain West, four in the Ivy League, six in the Western Athletic Conference, five in the Sun Belt and four in the Summit). His teams have been known for playing with tenacity, tempo and collective toughness. His teams showed continued improvement and developed a culture of winning.

Before breaking into the head coaching ranks, Scott was an assistant coach at Monmouth and at Princeton. While at Princeton, Scott helped the Tigers to five consecutive postseason appearances, with trips to the 1996, 1997 and 1998 NAAs and the 1999 and 2000 NITs. The Tigers won three Ivy League titles from 1996-98, including perfect 14-0 records in the final two seasons. Princeton upset defending national champion UCLA in the 1996 NCAA Tournament and ranked as high as No. 7 nationally in 1998 en route to earning a No. 5 NCAA seed, the highest ever for an Ivy League team.

Scott spent two seasons on Bill Carmody's staff at Holy Cross. Carmody was an assistant coach at Princeton when Scott was a four-year letterwinner from 1983-87. Scott also served as an assistant

The Scott File

Education

College: Princeton
B.A., History, 1987
Four-year letterman, 2x All-Ivy League PG

Hometown: Pelican Island, NJ
High School: Toms River East

Coaching Career (30th year/17th as HC)

Monmouth	Assistant Coach	1991-92
Princeton	Assistant Coach	1992-00
Air Force	Head Coach	2000-04
Princeton	Head Coach	2004-2007
Denver	Head Coach	2007-16
Holy Cross	Assistant Coach	2016-18
Georgia	Assistant Coach	2018-20
Air Force	Head Coach	2020-Present

coach along with Carmody under Pete Carril from 1992-96.

Scott was a three-year starter and two-time All-Ivy selection at point guard at Princeton. As a freshman, he helped the Tigers win the Ivy League title and reach the second round of the NCAA Tournament. Scott led Princeton in steals as a sophomore, junior and senior and still ranks No. 7 among the Tigers' career leaders with 144. Scott connected on what was then a school-record 59 3-pointers as a senior. He scored 809 points in 99 career outings which is an 8.2 career scoring average.

Scott earned his bachelor's degree in history from Princeton in 1987 and then secured his law degree from Notre Dame in 1990. He worked for the Morristown, N.J., law firm of Ribis, Graham & Curtin before beginning his coaching career.

A native of Pelican Island, N.J., Scott was a three-sport prep star (basketball, football and baseball) at Toms River East High. He has been inducted into four halls of fame – the Tom Rivers Schools Athletic Hall in 2004, both the NJSIAA and the Toms River Regional Schools Halls in 2005 and the Jersey Shore Sports Hall in 2013.

Scott is married to the former Leah Spraragen, a 1992 Princeton graduate who was a four-year starter at point guard for the Tigers and was an assistant coach at Princeton, Dartmouth and Arizona State. The Scotts have two sons, Ben and Jack.

Joe Scott Head Coaching Record

Year	School	Record	Conf/Finish
2001	Air Force	8-21	3-11/7th MW
2002	Air Force	9-19	3-11/8th MW
2003	Air Force	12-16	3-11/8th MW
2004	Air Force	22-7	12-2/1st MW - 1st MW Title at AF - NCAA Round of 64
(4 years)		51-63	21-35
2005	Princeton	15-13	6-8/6th Ivy
2006	Princeton	12-15	10-4/2nd Ivy
2007	Princeton	11-17	2-12/8th Ivy
(3 years)		38-45	18-14
2008	Denver	11-19	7-11/5th Sun Belt - West
2009	Denver	15-16	9-9/3rd Sun Belt - West
2010	Denver	19-13	10-8/3rd Sun Belt - West
2011	Denver	13-17	9-7/3rd Sun Belt - West
2012	Denver	22-9	11-5/3rd Sun Belt - West
2013	Denver	22-10	16-2/T1st - WAC - NIT Round of 16 (2nd round)
2014	Denver	16-15	8-6/4th Summit League
2015	Denver	12-18	6-10/T6th Summit League
2016	Denver	16-15	7-9/6th Summit League
(9 years)		146-132	
2020	Air Force	4-16	MW wins over Nevada and Wyoming
(5 years)		55-79	
Total (17 yrs)		239-256	

Joe Scott vs. Opponents

OPPONENT	TOTAL	W	L	OPPONENT	TOTAL	W	L	MW	TOTAL	W	L
Air Force	1	0	1	New Mexico State	1	0	1	Boise State	4	1	3
Alabama A&M	1	1	0	New Orleans	8	4	4	Colorado State	17	6	11
Alaska-Anchorage	1	1	0	North Carolina	1	0	1	Fresno State	3	0	3
Alcorn State	2	2	0	North Dakota State	10	2	8	Nevada	2	1	1
Arkansas State	11	8	3	North Texas	9	3	6	New Mexico	8	5	3
Arkansas-Little Rock	9	2	7	Northern Arizona	2	1	1	San Jose State	4	2	2
Arkansas-Pine Bluff	3	3	0	1Northern Colorado	6	3	3	San Diego State	10	3	7
Auburn	1	0	1	Northern Iowa	4	1	3	UNLV	10	2	8
Belmont	4	2	2	NW State	1	1	0	Utah State	8	4	4
Boise State	4	1	3	Oakland	2	0	2	<u>Wyoming</u>	<u>22</u>	<u>8</u>	<u>14</u>
Brown	6	2	4	Ohio	1	1	0	Overall MW Career	88	33	54
Bryant	1	0	1	Oklahoma	1	0	1	Overall MW at AF	76	23	53
Bucknell	1	1	0	Oklahoma	8	6	2	MW Regular Season	72	23	49
BYU	9	2	7	Oral Roberts	4	2	2	MW Tournament	4	0	4
Cal	4	1	3	Oregon	1	0	1				
Cal State Northridge	4	3	1	Prairie View A&M	1	1	0				
Carnegie Mellon	1	0	1	Penn	6	2	4	Joe Scott vs. Ranked Opponents			
Central Connecticut St.	1	1	0	Penn State	1	0	1	11/17/01, #18 Wake Forest	L, 44-84		
Charleston Southern	1	1	0	Pepperdine	1	0	1	11/14/01, #8 Missouri	L, 58-86		
The Citadel	1	1	0	Portland	2	0	2	12/1/01, #24 Fresno St.	L, 52-68		
Colorado	1	0	1	Portland State	1	1	0	3/18/04, #18 North Carolina	L, 52-63		
Colorado State	17	6	11	Rice	2	1	1	11/12/04, #6 Syracuse	L, 45-56		
Colgate	1	0	1	Rutgers	3	1	2	1/5/05, #5 Duke	L, 46-59		
Columbia	6	4	2	San Diego	1	1	0	12/17/05, #16 Wake Forest	L, 42-61		
Coppin State	1	1	0	San Diego State	10	3	7	<u>11/26/11, #18 Cal</u>	<u>L, 59-80</u>		
Cornell	7	2	5	San Jose State	4	2	2				
Davidson	2	1	1	Santa Clara	2	1	1				
Dartmouth	6	3	3	Savannah State	2	2	0				
Denver	4	2	2	Seattle	4	3	1				
Drake	1	0	1	Seton Hall	1	0	1				
Drexel	1	0	1	South Alabama	8	5	3				
Duke	1	0	1	South Carolina	1	0	1				
East Central (Okla)	1	1	0	South Carolina State	1	0	1				
Eastern Washington	1	0	1	South Dakota	7	5	2				
Fort Wayne	7	2	5	South Dakota State	10	4	6				
Fresno State	3	0	3	Southern	1	1	0				
Florida Atlantic	6	3	3	Southern Mississippi	2	1	1				
Florida International	7	5	2	Southern Utah	1	1	0				
Georgia Southern	2	2	0	Stanford	4	0	4				
Grambling State	1	1	0	Stetson	1	1	0				
Harvard	7	4	3	St. Francis	1	1	0				
Haverford	1	1	0	St. Joseph's	1	1	0				
Holy Cross	1	1	0	St. Mary's	3	1	2				
Houston	1	1	0	Syracuse	1	0	1				
Idaho	2	2	0	Temple	2	0	2				
Idaho State	2	2	0	Tennessee Tech	2	0	2				
Iona	2	1	1	Texas State	3	2	1				
IUPUI	6	2	4	Texas-Arlington	3	3	0				
Lafayette	3	2	1	Texas-Rio Grande Valley	4	1	3				
Lamar	3	2	1	Texas-San Antonio	2	2	0				
Lehigh	3	2	1	Texas A&M-Corpus Christi	6	6	0				
Liberty	2	2	0	Troy	5	2	3				
Lipscomb	1	1	0	Tulane	1	1	0				
Long Beach State	1	0	1	UAB	1	0	1				
Louisiana Tech	2	1	1	UC Irvine	1	0	1				
Louisiana-Lafayette	10	5	5	UC Riverside	2	1	1				
Louisiana-Monroe	10	8	2	UC Santa Barbara	1	0	1				
Louisville	1	0	1	UNLV	10	2	8				
Loyola (Ill.)	1	0	1	Utah State	8	4	4				
Loyola (Md.)	1	1	0	Utah	9	3	6				
Manhattan	1	1	0	Utah Valley	1	1	0				
Marshall	1	1	0	UTEP	3	2	1				
Maryland	1	0	1	VMI	1	1	0				
Mercer	2	1	1	Wake Forest	2	0	2				
Middle Tennessee	7	3	4	Weber State	1	1	0				
Missouri	1	0	1	Western Illinois	6	5	1				
Monmouth	2	1	1	Western Kentucky	6	4	2				
Montana	2	1	1	Wisconsin-Milwaukee	2	1	1				
Montana State	1	1	0	Wyoming	22	8	14				
Morgan state	1	1	0	Yale	7	4	3				
Navy	4	2	2	Career	495	239	256				
Nevada	2	1	1								
New Mexico	8	5	3								

The Last Time ...

IN THE RANKINGS (Listed AP/ESPN-USA Today Coaches Poll)

Air Force was ranked	Feb. 26, 2007, AP (25th) Feb. 26, 2007, ESPN/USA Today (20th)
Air Force faced a ranked opponent	March 5, 2020 vs. No. 5/5 San Diego State: AF lost 73-60 at MW quarterfinals in Las Vegas, Nev.
Air Force defeated a ranked opponent	March 9, 2013 vs. No. 12/11 New Mexico: AF won 89-88 at USAFA
Air Force lost to a ranked opponent	March 5, 2020 vs. No. 5/5 San Diego State: AF lost 73-60 at MW quarterfinals in Las Vegas, Nev.
Air Force defeated a ranked opponent at home	March 9, 2013 vs. No. 12/11 New Mexico: AF won 89-88 at USAFA
Air Force defeated a ranked opponent on the road	Never
Air Force faced a top 10 ranked opponent	March 5, 2020 vs. No. 5/5 San Diego State: AF lost 73-60 at MW quarterfinals in Las Vegas, Nev.

OVERTIME / THE LAST SECOND

Air Force won an overtime game	Jan. 26, 2019 at San Jose State: Air Force won 73-71 in double-overtime in San Jose, Calif.
Air Force lost an overtime game	Nov. 16, 2018 vs. UMBC: AF lost 77-72 in 2OT at Bimini Jam in Bimini, The Bahamas
Air Force won a buzzer-beater (or within last 5 seconds)	Jan. 26, 2019 at SJSU: AF won on a Chris Joyce three with 5 seconds left in 73-71 in 2OT in San Jose, Calif.
Air Force lost a buzzer-beater (or within last 5 seconds)	Jan. 21, 2017 at UNLV: AF lost 87-85 as Jovan Mooring made a pair of free throws with 3 seconds left

DOUBLE-FIGURE SCORING

Air Force had one in double figures	Feb. 13, 2021, vs. Fresno State: Nikc Jackson (13)
Air Force had two in double figures	Feb. 8, 2021, vs. UNLV: AJ Walker (20), Nikc Jackson (18)
Air Force had three in double figures	Jan. 28, 2021, vs. San Jose State: AJ Walker (21), Ameka Akaya (14), Chris Joyce (10)
Air Force had four in double figures	Jan. 30, 2021 vs. San Jose State: Walker (16), Jackson (14), Joyce (13), McClintock (11)
Air Force had five in double figures	Dec. 4, 2019, at Wyoming: A. Walker (20), L. Scottie (19), R. Swan (17), C. Morris (15), M. Taylor (13)
Air Force had six in double figures	Jan. 16, 2020, vs. UNLV: R. Swan (22), C. Morris (19), AJ Walker (15), C. Joyce (14), L. Scottie (14), Akaya (10)
Air Force had five starters in double figures	Nov. 14, 2017, vs. Canisus: L. Scottie (18), R. Manning (15), F. Toohey (13), J. Van (13), T. Lyons (12)
Air Force had two players with 20-plus points	March 4, 2020, vs. Fresno St.: AJ Walker (24), Lavelle Scottie (21)

INDIVIDUAL SCORING

Air Force player had 20 or more points	Feb. 8, 2021 vs. UNLV	AJ Walker (20)
Air Force player had 30 or more points	Feb. 11, 2021 vs. Fresno St.	AJ Walker (33)
Air Force player had 40 or more points	Feb. 16, 2013 vs. Colorado St.	Michael Lyons (45)
Opponent player had 20 or more points	Feb. 8, 2021 vs. UNLV	David Jenkins (26)
Opponent player had 30 or more points	Feb. 15, 2020 vs. San Jose St.	Richard Washington (31)
Opponent player had 40 or more points	Nov. 17, 2019 vs. Idaho St.	Tarik Cool (41)

INDIVIDUAL REBOUNDING

Air Force player had 10 or more rebounds	Nov. 28, 2020 vs. CSUN	AJ Walker (10)
Air Force player had 15 or more rebounds	Feb. 12, 2019 at UNLV	Ryan Swan (16)
Air Force player had 20 or more rebounds	Nov. 29, 1978 vs. Washburn (KS)	Randy Gricius (21)
Opponent player had 10 or more rebounds	Feb. 6, 2021 vs. UNLV	Bryce Hamilton (13)

INDIVIDUAL ASSISTS

Air Force player had five-plus assists	Feb. 6, 2021 vs. UNLV	Ameka Akaya (5)
Air Force player had 10-plus assists	Feb. 23, 2019 vs. San Jose St.	AJ Walker (10)

INDIVIDUAL BLOCKS

Air Force player had three-plus blocks	Dec. 17, 2019 vs. JWU (Denver)	Keaton Van Soelen (3)
Air Force player had four-plus blocks	Nov. 21, 2012, vs. Montana State	Taylor Broekhuis (4)

INDIVIDUAL STEALS

Air Force player had five-plus steals	Feb. 11, 2021 vs. Fresno St.	AJ Walker (5)
Air Force player had seven steals	Nov. 20, 2013, vs. Colorado Christian	Max Yon (7)

DOUBLE DOUBLE

Air Force player had a double-double (point-rebound)	Nov. 28, 2020 vs. CSUN	AJ Walker (13 pts, 10 reb)
Air Force player had a double-double (point-assists)	Feb. 6, 2018, vs. Colorado St.	Trevor Lyons (10 pts, 10 ast)
Air Force had two players with a double-double	Feb. 26, 2020, vs. New Mexico	Ryan Swan (14 pts, 11 reb) Sid Tomes (10 pts, 10 reb)

TRIPLE DOUBLE

Air Force player had a triple double (point-rebound-assists)	has yet to happen	closest (below)
	March 3, 2020, Wyoming	AJ Walker (12P, 10R, 9A)

The Last Time ...

SCORING

Air Force scored 100 or more points	Dec. 31, 2019 vs. UC Riverside	AF (105) - AF won 105-56
Air Force scored 90 or more points	Feb. 15, 2020 vs. San Jose St.	AF (95) - AF won 95-86
Air Force scored 80 or more points	Feb. 15, 2020 vs. San Jose St.	AF (95) - AF won 95-86
Air Force scored fewer than 50 points	Dec. 31, 2020 vs. Utah State	AF (48) - AF lost 83-48
Opponent scored 100 or more points	Dec. 7, 2019 vs. Nevada	Nevada (100) - AF lost 100-85
Opponent scored 90 or more points	Jan. 24, 2021 vs. San Diego State	SDSU (91) - AF lost 91-59
Opponent scored fewer than 50 points	Dec. 5, 2020 vs. Lamar	Lamar (44) - AF won 59-44
Opponent scored fewer than 40 points	Nov. 30, 2014 vs. Grambling State	GSU (34) - AF won 59-34

REBOUNDING

Air Force had more than 50 rebounds	Jan. 7, 2020 vs. Utah State	AF (50)
Air Force had more than 40 rebounds	Feb. 26, 2020 vs. New Mexico	AF (42)
Air Force had fewer than 25 rebounds	Feb. 11, 2021 vs. Fresno St.	AF (14)
Opponent had more than 50 rebounds	Jan. 26, 2019 vs. San Jose St.	SJSU (56)
Opponent had more than 40 rebounds	Jan. 24, 2021 vs. San Diego State	SDSU (42)
Opponent had fewer than 25 rebounds	Dec. 1, 2019 vs. Jackson St.	JSU (23)

ASSISTS

Air Force had more than 20 assists	Feb. 26, 2020 vs. New Mexico	AF (20)
Air Force had more than 15 assists	Feb. 8, 2021 vs. UNLV	AF (16)
Air Force had fewer than 10 assists	Feb. 13, 2021 vs. Fresno State	AF (8)

BLOCKS

Air Force had more than 7 blocks	Dec. 22, 2014 vs. Jackson State	AF (8)
Air Force had more than 5 blocks	Dec. 1, 2019 vs. Jackson State	AF (5)
Air Force had more than 3 blocks	Feb. 13, 2021 vs. Fresno State	AF (4)

STEALS

Air Force had more than 10 steals	Feb. 11, 2021 vs. Fresno St.	AF (11)
Air Force had more than 5 steals	Jan. 28, 2021 vs. San Jose State	AF (9)
Air Force had fewer than 5 steals	Jan. 30, 2021 vs. San Jose State	AF (3)

FIELD GOALS

Air Force had more than 40 field goals made	Jan. 16, 2019 vs. UNLV	AF (40)
Air Force had more than 30 field goals made	Feb. 15, 2020 vs. San Jose St.	AF (35)
Air Force had fewer than 20 field goals made	Feb. 11, 2021 vs. Fresno St.	AF (16)
Air Force had more than 70 field goal attempts	Jan. 11, 2020 at New Mexico	AF (71)
Air Force had more than 60 field goal attempts	Jan. 30, 2021 vs. San Jose State	AF (61)
Air Force had fewer than 40 field goal attempts	Dec. 31, 2020 vs. Utah State	AF (39)
Air Force shot over 60 percent from the field	Dec. 31, 2019 vs. UC Riverside	AF (.607)
Air Force shot over 50 percent from the field	Feb. 8, 2021 vs. UNLV	AF (.500)
Air Force shot less than 30 percent from the field	Jan. 21, 2020 at Utah State	AF (.294)

3-POINT FIELD GOALS

Air Force had more than 15 three-point field goals	Dec. 4, 2019 at Wyoming	AF (17)
Air Force had more than 10 three-point field goals	Feb. 11, 2021 vs. Fresno St.	AF (11)
Air Force had fewer than five three-point field goals	Jan. 18, 2021 vs. Wyoming	AF (1)
Air Force did not make a three-point field goal	Nov. 21, 2009 vs. Northern Colorado	AF (0)
Air Force had more than 30 three-point field goal attempts	Feb. 6, 2021 vs. UNLV	AF (32)
Air Force had more than 20 three-point field goal attempts	Feb. 11, 2021 vs. Fresno St.	AF (26)
Air Force had fewer than 10 three-point field goal attempts	Jan. 29, 2014 at Boise State	AF (6)
Air Force shot over 50 percent on three-pointers	Dec. 31, 2019 vs. UC Riverside	AF (.652)
Air Force shot over 40 percent on three-pointers	Feb. 11, 2021 vs. Fresno St.	AF (.423)
Air Force shot less than 25 percent on three-pointers	Jan. 18, 2021 vs. Wyoming	AF (.083)

FREE THROWS

Air Force had more than 30 free throws made	Nov. 14, 2017 vs. Canisius	AF (38)
Air Force had more than 20 free throws made	Feb. 11, 2021 vs. Fresno St.	AF (20)
Air Force had fewer than 10 free throws made	Feb. 8, 2021 vs. UNLV	AF (7)
Air Force had more than 30 free throw attempts	Dec. 7, 2020 vs. Nevada	AF (34)
Air Force had more than 20 free throw attempts	Feb. 11, 2021 vs. Fresno St.	AF (23)
Air Force had fewer than 10 free throw attempts	Feb. 8, 2021 vs. UNLV	AF (9)
Air Force had fewer than five three throw attempts	Jan. 30, 2021 vs. San Jose State	AF (4)
Air Force shot 100 percent on free throws	Jan. 30, 2019 vs. San Diego State	AF 1.000 percent (5-for-5)
Air Force shot over 90 percent on free throws	Jan. 8, 2021 vs. Boise State	AF .923 percent (12-for-13)
Air Force shot less than 50 percent on free throws	Feb. 6, 2021 vs. UNLV	AF .429 percent (3-for-7)

FOULS

Air Force had more than 20 fouls	Feb. 13, 2021 vs. Fresno St.	AF (21)
Air Force had more than 15 fouls	Feb. 8, 2021 vs. UNLV	AF (18)
Air Force had fewer than 10 fouls	March 1, 2016 vs. Utah State	AF (9)
Air Force had fewer than five fouls		

TURNOVERS

Air Force had more than 20 turnovers	Jan. 22, 2021 vs. San Diego State	AF (27)
Air Force had more than 10 turnovers	Feb. 13, 2021 vs. Fresno St.	AF (12)
Air Force had fewer than 10 turnovers	Jan. 30, 2021 vs. Wyoming	AF (6)
Air Force had fewer than five turnovers	March 2, 2019 vs. Wyoming	AF (5)

Starting Lineups

Guard	Guard	G/F	Forward	Forward	Total	Games	Record
Walker	Joyce	McClintock (G)	Van Soelen	Jackson	12	3-14	3-9
Walker	Joyce	McClintock	Akaya	Jackson	5	15-19	0-5
Walker	Joyce	Akaya (F)	Van Soelen	Jackson	3	1-2, 20	1-2

Margin of Victory/Defeat

Margin	1	2	3	4	5	6	7	8	9	10	11-15	16-19	20-24	25+
Wins	0	1	1	0	1	0	0	0	0	0	1	0	0	0
Losses	1	0	1	0	1	1	0	0	0	1	2	5	0	4

Team Notes

Biggest Lead.....	19, Lamar 12/5 (MW).....	8, Nevada 12/20
Biggest Deficit	52, San Diego State 1/22 (MW).....	52, San Diego State 1/22
Biggest Lead/Win	19, Lamar 12/5 (MW).....	8, Nevada 12/20
Biggest Lead/Loss	7, Boise State 1/8 (MW).....	7, Boise State 1/8
Biggest Deficit Overcome	14, Wyoming 1/16 (MW).....	14, Wyoming 1/16
Biggest Halftime Lead.....	13, CSUN 11/28 (MW).....	7, Boise State 1/8
Biggest Halftime Deficit	36, San Diego St. 1/22 (MW).....	36, San Diego St. 1/22
Most Points Half	45, San Diego State 1/22 (MW).....	45, San Diego State 1/22
Most Pts Allowed Half	52, San Diego State 1/22 (MW).....	52, San Diego State 1/22
Fewest Points Half	16, San Diego State 1/22 (MW).....	16, San Diego State 1/22
Fewest Pts Allowed Half	21, Lamar 12/5 (MW).....	23, San Jose State 1/28

Individual Highs

10-Plus Points	20-21	Career
AJ Walker	15	46
Chris Joyce	11	27
Nikc Jackson	7	7
Ameka Akaya	4	9
Glen McClintock	4	4
Keaton Van Soelen	3	7
Abe Kinrade	1	2
Mason Taylor	-	2

20-Plus Points	20-21	Career
AJ Walker	5	7
Chris Joyce	3	5

30-Plus Points	20-21	Career
AJ Walker	1	1

10-Plus Rebounds	20-21	Career
AJ Walker	1	2

10-Plus Assists	20-21	Career
AJ Walker	-	1

Points Leader*

	20-21	Career
AJ Walker	10	22
Nikc Jackson	4	4
Chris Joyce	3	6
Glen McClintock	2	2
Abe Kinrade	1	1
Ameka Akaya	-	1
Keaton Van Soelen	-	1

Rebounds Leader*

	20-21	Career
Glen McClintock	6	6
Keaton Van Soelen	5	14
AJ Walker	5	10
Nikc Jackson	5	5
Chris Joyce	3	7
Ameka Akaya	3	4
Abe Kinrade	1	2

Assists Leader*

	20-21	Career
AJ Walker	9	30
Keaton Van Soelen	6	13
Chris Joyce	5	14
Nikc Jackson	3	3
Glen McClintock	2	2
Ameka Akaya	1	2
Joseph Octave	1	1
Camden Vander Zwaag	1	1
Carter Murphy	-	1
Mason Taylor	-	1

*- Includes ties

Miscellaneous

Double-Doubles	20-21	Career
AJ Walker (Pts-Rebs)	1	1

Multiple players in double figures

# of Players	#	Most Recent
Four players	3	San Jose State
Three players	3	San Jose State
Two players	10	UNLV
One player	4	Fresno State

Air Force Record when...

Leading at the half.....	2-2
Trailing at the half.....	2-14
Tied at the half.....	0-0

Leading with 10:00 remaining.....	2-1
Trailing with 10:00 remaining.....	2-15
Tied with 10:00 remaining.....	0-0

Leading with 5:00 remaining.....	3-0
Trailing with 5:00 remaining.....	1-16
Tied with 5:00 remaining.....	0-0

Overtime games.....0-0

Air Force out-rebounds opponent.....	0-0
Air Force out-rebounded.....	2-15
Rebounds tied.....	2-1

Air Force commits more TOs.....	2-10
Opponent commits more TOs.....	2-5
Turnovers tied.....	0-1

Air Force out-shoots opponent.....	3-4
Air Force out-shot by opponent.....	1-12
FG percentage tied.....	0-0

Air Force scores less than 50:.....	0-2
Air Force scores 50-59.....	1-8
Air Force scores 60-69.....	2-6
Air Force scores 70-79.....	1-0
Air Force scores 80-89.....	0-0
Air Force scores 90-99.....	0-0
Air Force scores 100 or more.....	0-0

Air Force allows less than 50:.....	1-0
Air Force allows 50-59.....	0-1
Air Force allows 60-69.....	3-5
Air Force allows 70-79.....	0-5
Air Force allows 80-89.....	0-3
Air Force allows 90-99.....	0-2
Air Force allows 100 or more.....	0-0

In November.....	1-1
In December.....	2-3
In January.....	1-8
In February.....	0-4
In March.....	0-0

On Monday.....	0-2
On Tuesday.....	0-0
On Wednesday.....	0-1
On Thursday.....	0-3
On Friday.....	0-3
On Saturday.....	3-4
On Sunday.....	1-3

Gray Uni's.....	1-1
Blue Uni's.....	2-8
White Uni's.....	1-7

Game-By-Game Leaders

Opponent	Date	Score	Points	Rebounds	Assists	Steals	Blocks
CSUN	11/28	66-61	23 - Joyce	10 - Walker	4 - Jackson, Van Soelen	3 - Joyce	2 - Van Soelen
Seattle	11/29	45-63	11 - McClintock	6 - Jackson	2 - McClintock, Walker	1 - Jackson, Van Soelen	-
Lamar	12/5	59-44	23 - Joyce	7 - McClintock	5 - Van Soelen	2 - Akaya, Joyce, Van Soelen	2 - Jackson
Drake	12/13	53-81	15 - Kinrade	4 - McClintock, Van Soelen	3 - Walker	4 - Van Soelen	-
Nevada	12/18	57-74	15 - McClintock	6 - Jackson	4 - Van Soelen	3 - Van Soelen	1 - Jackson
Nevada	12/20	68-66	27 - Walker	5 - Jackson, Van Soelen	6 - Van Soelen	4 - Jackson	1 - Van Soelen
Utah State	12/31	48-83	11 - Jackson	5 - Walker	3 - Jackson, Joyce Walker	2 - McClintock	1 - Kinrade, Van Soelen
Utah State	1/2	53-72	19 - Walker	5 - Jackson, Walker	2 - Jackson, Van Soelen	3 - Walker	2 - Jackson
Boise State	1/6	59-78	16 - Walker	6 - Van Soelen	4 - Walker	3 - Walker	1 - Akaya
Boise State	1/8	69-80	23 - Walker	5 - Joyce	4 - Walker	2 - Walker	1 - Akaya, Van Soelen
Wyoming	1/16	72-69	21 - Joyce	6 - Akaya, McClintock	6 - McClintock	4 - Akaya	1 - Jackson, Joyce, Van Soelen
Wyoming	1/18	77-58	19 - Jackson	9 - McClintock	5 - McClintock	2 - Joyce, Walker	2 - Jackson
San Diego State	1/22	61-98	17 - Walker	3 - Joyce, McClintock Walker	3 - Joyce, Octave	4 - Joyce	1 - Jackson
San Diego State	1/24	59-91	17 - Jackson	5 - Walker	4 - Joyce	2 - Jackson, McClintock	1 - Jackson, Joyce
San Jose State	1/28	58-59	21 - Walker	6 - Jackson	3 - Joyce	3 - Walker	2 - Van Soelen
San Jose State	1/30	62-75	16 - Walker	8 - McClintock	6 - Walker	1 - Joyce, McClintock Van Soelen	2 - Jackson
UNLV	2/6	58-68	18 - Walker	4 - Akaya	5 - Akaya	1 - Akaya, Joyce Van Soelen	1 - Van Soelen
UNLV	2/8	64-69	20 - Walker	4 - Akaya, Van Soelen	4 - Walker	2 - Akaya	1 - Akaya, Vander Zwaag, Walker
Fresno State	2/11	63-69	33 - Walker	4 - Kinrade	3 - Walker, Vander Zwaag	5 - Walker	1 - Akaya, Walker, Van Soelen
Fresno State	2/13	64-67	13 - Jackson	6 - Joyce, Van Soelen	3 - Walker	2 - Jackson, Taylor Van Soelen	1 - Jackson, Van Soelen, Walker

Points-Rebounds-Assists

Opponent	Date	Score	0	1	2	3	4	5	10	11	15	21	22
			Joseph Octave	Solomon Pierre-Louis	Glen McClintock	Logan Morrissey	Carter Murphy	Chris Joyce	AJ Walker	Ameka Akaya	Abe Kinrade	Nick Rene	Nikk Jackson
Idaho State	11/28	66-61	DNP	DNP	0-2-1	DNP	DNP	23-2-1^	13-10-3^	4-2-1^	0-1-0	DNP	12-7-4^
Texas State	11/29	45-63	0-0-0	DNP	11-5-2	DNP	DNP	4-3-1^	5-3-2^	3-1-0^	4-0-1	DNP	9-6-1^
Lamar	12/5	59-44	DNP	DNP	8-7-3^	DNP	DNP	23-5-3^	4-3-2^	7-5-2	0-1-0	DNP	0-1-0^
Drake	12/13	53-81	DNP	DNP	2-4-0^	0-0-0	DNP	13-1-1^	14-3-3^	0-0-0	15-2-1	0-1-0	3-2-0^
Nevada	12/18	57-74	0-0-0	DNP	15-3-2^	DNP	DNP	6-2-4^	14-0-2^	4-2-0	1-1-1	DNP	5-6-1^
Nevada	12/20	68-66	0-0-0	DNP	7-2-1^	DNP	DNP	18-4-2^	27-4-3^	0-0-0	3-1-0	DNP	7-5-4^
Utah State	12/31	48-83	2-1-1	0-1-0	5-2-1^	DNP	DNP	6-0-3^	4-5-3^	8-1-0	6-3-0	DNP	11-4-3^
Utah State	1/2	53-72	0-0-0	DNP	2-2-0^	DNP	DNP	11-3-1^	19-5-1^	6-1-1	2-1-1	DNP	8-5-2^
Boise State	1/6	59-78	5-1-0	0-0-0	2-0-0^	DNP	DNP	6-2-0^	16-3-4^	7-1-0	DNP	DNP	8-5-2^
Boise State	1/8	69-80	DNP	DNP	14-4-2^	DNP	DNP	17-5-2^	23-1-4^	10-3-1	DNP	DNP	2-3-2^
Wyoming	1/16	72-69	DNP	DNP	3-6-6^	DNP	DNP	21-3-2^	15-3-2^	15-6-1	0-0-0	DNP	5-2-1^
Wyoming	1/18	58-77	2-0-0	DNP	6-9-5^	0-0-0	DNP	0-3-2^	13-4-0^	7-1-1	DNP	0-0-0	19-6-2^
San Diego State	1/22	61-98	2-1-3	DNP	6-3-2^	DNP	DNP	3-3-3^	17-3-2^	12-2-2	DNP	DNP	9-1-0^
San Diego State	1/24	59-91	3-3-1	0-1-0	3-1-2^	DNP	DNP	13-2-4^	5-5-3^	6-1-3	DNP	DNP	17-2-1^
San Jose State	1/28	58-59	0-0-0	DNP	3-3-2^	DNP	DNP	10-4-3^	21-4-1^	14-4-0^	DNP	DNP	2-6-1^
San Jose State	1/30	62-75	DNP	DNP	11-1-8^	DNP	DNP	13-3-2^	16-2-6^	5-7-2^	DNP	DNP	14-2-4^
UNLV	2/6	58-68	DNP	DNP	2-3-2^	DNP	DNP	14-0-1^	18-1-2^	7-4-5^	5-2-2	DNP	6-3-1^
UNLV	2/8	64-69	DNP	DNP	4-0-3^	DNP	0-0-0	2-0-1^	20-3-4^	8-4-2^	2-3-2	DNP	18-1-2^
Fresno State	2/11	63-69	DNP	DNP	3-1-2^	DNP	5-1-0	4-1-2^	33-1-3^	4-0-1^	4-4-1	DNP	7-2-0^
Fresno State	2/13	64-67	2-3-0	DNP	0-0-0	DNP	5-2-0	8-6-0^	8-1-3^	9-1-1^	3-1-1	DNP	13-2-1^

Opponent	Date	Score	24	30	31	33	44
			Mason Taylor	Camden Vander Zwaag	CJ Haut	Derek Dickenscheidt	Keaton Van Soelen
Idaho State	11/28	66-61	5-0-0	DNP	DNP	DNP	9-4-4^
Texas State	11/29	45-63	0-0-1	DNP	DNP	DNP	9-4-1^
Lamar	12/5	59-44	2-1-1	DNP	DNP	DNP	15-5-5^
Drake	12/13	53-81	0-0-0	DNP	0-1-0	DNP	6-4-0^
Nevada	12/18	57-74	3-3-0	DNP	DNP	DNP	9-3-4^
Nevada	12/20	68-66	0-1-0	DNP	DNP	DNP	6-5-6^
Utah State	12/31	48-83	0-0-0	DNP	DNP	DNP	6-1-1^
Utah State	1/21	53-72	1-0-0	DNP	0-0-0	0-0-0	4-2-2^
Boise State	1/6	59-78	0-1-1	DNP	0-0-0	0-0-0	15-6-3^
Boise State	1/8	69-80	0-1-1	DNP	DNP	DNP	3-2-1^
Wyoming	1/16	72-69	0-0-0	DNP	DNP	DNP	13-2-3^
Wyoming	1/18	58-77	2-1-2	DNP	2-1-0	DNP	7-1-1^
San Diego State	1/22	61-98	8-1-0	DNP	4-1-1	DNP	0-0-0^
San Diego State	1/24	59-91	6-1-0	DNP	1-0-0	DNP	4-1-2^
San Jose State	1/28	58-59	0-1-0	DNP	DNP	DNP	8-4-0
San Jose State	1/30	62-75	0-1-0	DNP	DNP	DNP	3-3-2
UNLV	2/6	58-68	DNP	1-3-0	DNP	DNP	5-3-2
UNLV	2/8	64-69	DNP	3-2-1	DNP	DNP	7-4-1
Fresno State	2/11	63-69	DNP	0-0-3	DNP	DNP	3-3-1
Fresno State	2/13	64-67	0-0-0	8-2-1	DNP	DNP	8-6-1^

2020-21 Game-By-Game Comparison

Teams	Score	By Half				Rebounds							Scoring By			
		(1-2-OT)	FG-FGA	Pct.	3G-3GA	Pct.	FT-FTA	Pct.	O-D-T	FL-D	AS	TO	BL	ST	Starters	Bench
CSUN	61	25-36	20-55	.364	7-29	.241	14-18	.778	9-25-34	16-0	7	10	0	6	54	7
Air Force	66	38-28	21-48	.438	11-25	.440	13-19	.684	6-28-34	17-1	14	14	2	5	61	5
Seattle	63	27-36	24-57	.421	11-29	.379	4-6	.667	10-20-30	13-0	16	9	3	4	51	12
Air Force	45	25-20	16-40	.400	6-20	.300	7-8	.875	4-21-25	15-1	9	15	0	2	30	15
Lamar	44	21-23	16-50	.320	1-6	.167	11-16	.688	8-21-29	15-0	3	12	3	9	34	10
Air Force	59	24-35	21-41	.512	9-21	.429	8-11	.727	1-28-29	16-0	16	17	4	9	50	9
Drake	81	38-43	31-55	.564	10-24	.417	9-14	.643	11-29-40	19-0	16	15	2	7	54	27
Air Force	53	28-25	17-49	.347	4-18	.222	15-20	.750	5-15-20	12-0	5	12	0	10	36	15
Nevada	74	41-33	24-47	.511	8-21	.381	18-27	.667	9-30-39	25-2	18	19	3	6	61	13
Air Force	57	39-18	19-46	.413	6-17	.353	13-23	.565	4-19-23	20-1	14	16	1	10	49	8
Nevada	66	33-33	23-54	.426	2-24	.083	18-26	.692	13-22-35	19-1	14	16	2	6	46	20
Air Force	68	24-44	23-47	.489	6-19	.316	16-18	.889	4-22-26	19-1	16	17	1	9	65	3
Utah State	83	44-39	34-65	.523	12-30	.400	3-6	.500	15-17-32	21-0	24	9	1	11	55	28
Air Force	48	28-20	17-36	.472	5-19	.263	9-14	.643	5-18-23	11-0	12	26	2	3	32	16
Nevada	72	33-39	30-55	.545	7-19	.368	5-10	.500	13-25-38	15-0	15	18	7	7	62	10
Air Force	53	20-33	19-47	.404	5-14	.357	10-12	.833	5-16-21	15-1	8	16	3	9	44	9
Boise State	78	39-39	26-54	.481	10-22	.455	16-18	.889	7-25-32	15-0	18	14	2	8	43	35
Air Force	59	31-28	23-49	.469	5-21	.238	8-12	.667	2-20-22	15-0	10	16	1	6	47	12
Boise State	80	33-47	31-59	.525	7-17	.412	11-17	.647	12-18-30	18-1	13	6	3	6	69	11
Air Force	69	40-29	24-45	.533	9-20	.450	12-13	.923	3-18-21	18-1	11	12	2	2	59	10
Wyoming	69	36-33	27-51	.529	10-27	.370	5-12	.417	9-24-33	14-0	13	15	2	2	47	22
Air Force	72	28-44	28-53	.528	8-20	.400	8-13	.615	4-20-24	10-0	15	8	3	11	57	15
Wyoming	77	38-39	25-51	.490	16-32	.500	11-16	.688	6-24-30	22-1	15	11	1	4	46	31
Air Force	58	23-35	23-46	.500	1-12	.083	11-19	.579	5-24-29	16-0	13	12	3	5	45	13
San Diego State	98	52-46	36-66	.545	13-29	.448	13-24	.542	20-18-38	18-1	27	16	1	15	41	57
Air Force	61	16-45	22-40	.550	9-21	.429	8-13	.615	3-14-17	19-2	13	27	1	9	35	26
San Diego State	91	44-47	31-60	.517	16-30	.533	13-18	.722	16-26-42	18-0	21	13	3	4	52	39
Air Force	59	31-28	21-45	.467	8-21	.381	9-16	.563	2-16-18	20-1	16	13	2	6	42	17
San Jose State	59	36-23	24-48	.500	6-20	.300	5-10	.500	7-26-33	12-0	6	14	0	7	49	10
Air Force	58	30-28	22-54	.407	8-29	.276	6-10	.600	9-21-30	12-0	7	12	4	9	50	8
San Jose State	75	39-36	27-52	.519	9-24	.375	12-18	.667	5-30-35	11-0	19	11	1	3	62	13
Air Force	62	28-34	25-61	.410	11-37	.295	1-4	.250	4-22-26	16-0	17	6	3	3	55	3
UNLV	68	31-37	27-49	.551	2-14	.143	12-15	.800	9-24-33	13-0	14	10	1	7	62	6
Air Force	58	28-30	20-46	.435	15-32	.469	3-7	.429	5-15-20	16-1	15	13	1	3	52	6
UNLV	69	28-41	25-45	.556	9-16	.563	10-15	.667	8-22-30	16-0	13	12	5	2	37	32
Air Force	64	34-30	24-48	.500	9-21	.429	7-9	.778	4-16-20	18-0	16	10	3	5	52	12
Fresno State	69	33-36	21-35	.600	6-12	.500	21-27	.778	7-24-31	20-0	9	20	1	5	43	26
Air Force	63	22-41	16-40	.400	11-26	.423	20-23	.870	3-11-14	22-2	13	15	3	11	41	12
Fresno State	67	39-28	23-50	.460	2-9	.222	19-28	.679	13-21-34	19-1	7	11	0	6	49	18
Air Force	64	31-33	22-46	.460	6-18	.333	14-19	.737	5-21-26	21-1	8	12	4	7	46	18

Air Force/Opponent Highs/Lows

Air Force - TEAM GAME HIGHS

POINTS	72	WYOMING (01/16/21)
	69	at Boise St. (01/08/21)
	68	at Nevada (12/20/20)
	66	vs CSUN (11/28/20)
	64	FRESNO ST. (02/13/21)
	64	at UNLV (02/08/21)
FIELD GOALS MADE	28	WYOMING (01/16/21)
	25	vs San Jose St. (01/30/21)
FIELD GOAL ATTEMPTS	61	vs San Jose St. (01/30/21)
	54	vs San Jose St. (01/28/21)
FIELD GOAL PERCENTAGE	.550 (22-40)	SAN DIEGO ST. (01/22/21)
	.533 (24-45)	at Boise St. (01/08/21)
3 PT FIELD GOALS MADE	15	at UNLV (02/06/21)
	11	FRESNO ST. (02/11/21)
	11	vs San Jose St. (01/30/21)
	11	vs CSUN (11/28/20)
3 PT FG ATTEMPTS	37	vs San Jose St. (01/30/21)
	32	at UNLV (02/06/21)
3 PT FG PERCENTAGE	.469 (15-32)	at UNLV (02/06/21)
	.450 (9-20)	at Boise St. (01/08/21)
FREE THROWS MADE	20	FRESNO ST. (02/11/21)
	16	at Nevada (12/20/20)
FREE THROW ATTEMPTS	23	FRESNO ST. (02/11/21)
	23	at Nevada (12/18/20)
FREE THROW PERCENTAGE	.923 (12-13)	at Boise St. (01/08/21)
	.889 (16-18)	at Nevada (12/20/20)
REBOUNDS	34	vs CSUN (11/28/20)
	30	vs San Jose St. (01/28/21)
ASSISTS	17	vs San Jose St. (01/30/21)
	16	at UNLV (02/08/21)
	16	SAN DIEGO ST. (01/24/21)
	16	at Nevada (12/20/20)
	16	LAMAR UNIVERSITY (12/05/20)
STEALS	11	FRESNO ST. (02/11/21)
	11	WYOMING (01/16/21)
BLOCKED SHOTS	4	FRESNO ST. (02/13/21)
	4	vs San Jose St. (01/28/21)
	4	LAMAR UNIVERSITY (12/05/20)
TURNOVERS	27	SAN DIEGO ST. (01/22/21)
	26	UTAH ST. (12/31/20)
FOULS	22	FRESNO ST. (02/11/21)
	21	FRESNO ST. (02/13/21)

Opponent - GAME HIGHS

POINTS	98	SAN DIEGO ST. (01/22/21)
	91	SAN DIEGO ST. (01/24/21)
	83	UTAH ST. (12/31/20)
	81	at Drake (12/13/20)
	80	at Boise St. (01/08/21)
FIELD GOALS MADE	36	SAN DIEGO ST. (01/22/21)
	34	UTAH ST. (12/31/20)
FIELD GOAL ATTEMPTS	66	SAN DIEGO ST. (01/22/21)
	65	UTAH ST. (12/31/20)
FIELD GOAL PERCENTAGE	.600 (21-35)	FRESNO ST. (02/11/21)
	.564 (31-55)	at Drake (12/13/20)
3 PT FIELD GOALS MADE	16	SAN DIEGO ST. (01/24/21)
	16	WYOMING (01/18/21)
3 PT FG ATTEMPTS	32	WYOMING (01/18/21)
	30	SAN DIEGO ST. (01/24/21)
	30	UTAH ST. (12/31/20)
3 PT FG PERCENTAGE	.563 (9-16)	at UNLV (02/08/21)
	.533 (16-30)	SAN DIEGO ST. (01/24/21)
FREE THROWS MADE	21	FRESNO ST. (02/11/21)
	19	FRESNO ST. (02/13/21)
FREE THROW ATTEMPTS	28	FRESNO ST. (02/13/21)
	27	FRESNO ST. (02/11/21)
	27	at Nevada (12/18/20)
FREE THROW PERCENTAGE	.889 (16-18)	at Boise St. (01/06/21)
	.800 (12-15)	at UNLV (02/06/21)
REBOUNDS	42	SAN DIEGO ST. (01/24/21)
	40	at Drake (12/13/20)
ASSISTS	27	SAN DIEGO ST. (01/22/21)
	24	UTAH ST. (12/31/20)
STEALS	15	SAN DIEGO ST. (01/22/21)
	11	UTAH ST. (12/31/20)
BLOCKED SHOTS	7	UTAH ST. (01/02/21)
	5	at UNLV (02/08/21)
TURNOVERS	20	FRESNO ST. (02/11/21)
	19	at Nevada (12/18/20)
FOULS	25	at Nevada (12/18/20)
	22	WYOMING (01/18/21)

Air Force - GAME LOWS

POINTS	45	vs Seattle U (11/29/20)
	48	UTAH ST. (12/31/20)
	53	at Drake (12/13/20)
	53	UTAH ST. (01/02/21)
	57	at Nevada (12/18/20)
FIELD GOALS MADE	16	vs Seattle U (11/29/20)
	16	FRESNO ST. (02/11/21)
FIELD GOAL ATTEMPTS	36	UTAH ST. (12/31/20)
	40	vs Seattle U (11/29/20)
	40	SAN DIEGO ST. (01/22/21)
	40	FRESNO ST. (02/11/21)
FIELD GOAL PERCENTAGE	.347 (17-49)	at Drake (12/13/20)
	.400 (16-40)	vs Seattle U (11/29/20)
	.400 (16-40)	FRESNO ST. (02/11/21)
3 PT FIELD GOALS MADE	1	WYOMING (01/18/21)
	4	at Drake (12/13/20)
3 PT FG ATTEMPTS	12	WYOMING (01/18/21)
	14	UTAH ST. (01/02/21)
3 PT FG PERCENTAGE	.083 (1-12)	WYOMING (01/18/21)
	.222 (4-18)	at Drake (12/13/20)
FREE THROWS MADE	1	vs San Jose St. (01/30/21)
	3	at UNLV (02/06/21)
FREE THROW ATTEMPTS	4	vs San Jose St. (01/30/21)
	7	at UNLV (02/06/21)
FREE THROW PERCENTAGE	.250 (1-4)	vs San Jose St. (01/30/21)
	.429 (3-7)	at UNLV (02/06/21)
REBOUNDS	14	FRESNO ST. (02/11/21)
	17	SAN DIEGO ST. (01/22/21)
ASSISTS	5	at Drake (12/13/20)
	7	vs San Jose St. (01/28/21)
STEALS	2	vs Seattle U (11/29/20)
	2	at Boise St. (01/08/21)
BLOCKED SHOTS	0	vs Seattle U (11/29/20)
	0	at Drake (12/13/20)
TURNOVERS	6	vs San Jose St. (01/30/21)
	8	WYOMING (01/16/21)
FOULS	10	WYOMING (01/16/21)
	11	UTAH ST. (12/31/20)

Opponent - GAME LOWS

POINTS	44	LAMAR UNIVERSITY (12/05/20)
	59	vs San Jose St. (01/28/21)
	61	vs CSUN (11/28/20)
	63	vs Seattle U (11/29/20)
	66	at Nevada (12/20/20)
FIELD GOALS MADE	16	LAMAR UNIVERSITY (12/05/20)
	20	vs CSUN (11/28/20)
FIELD GOAL ATTEMPTS	35	FRESNO ST. (02/11/21)
	45	at UNLV (02/08/21)
FIELD GOAL PERCENTAGE	.320 (16-50)	LAMAR UNIVERSITY (12/05/20)
	.364 (20-55)	vs CSUN (11/28/20)
3 PT FIELD GOALS MADE	1	LAMAR UNIVERSITY (12/05/20)
	2	at Nevada (12/20/20)
	2	at UNLV (02/06/21)
	2	FRESNO ST. (02/13/21)
3 PT FG ATTEMPTS	6	LAMAR UNIVERSITY (12/05/20)
	9	FRESNO ST. (02/13/21)
3 PT FG PERCENTAGE	.083 (2-24)	at Nevada (12/20/20)
	.143 (2-14)	at UNLV (02/06/21)
FREE THROWS MADE	3	UTAH ST. (12/31/20)
	4	vs Seattle U (11/29/20)
FREE THROW ATTEMPTS	6	vs Seattle U (11/29/20)
	6	UTAH ST. (12/31/20)
FREE THROW PERCENTAGE	.417 (5-12)	WYOMING (01/16/21)
	.500 (3-6)	UTAH ST. (12/31/20)
	.500 (5-10)	UTAH ST. (01/02/21)
	.500 (5-10)	vs San Jose St. (01/28/21)
REBOUNDS	29	LAMAR UNIVERSITY (12/05/20)
	30	vs Seattle U (11/29/20)
	30	at Boise St. (01/08/21)
	30	WYOMING (01/18/21)
	30	at UNLV (02/08/21)
ASSISTS	3	LAMAR UNIVERSITY (12/05/20)
	6	vs San Jose St. (01/28/21)
STEALS	2	WYOMING (01/16/21)
	2	at UNLV (02/08/21)
BLOCKED SHOTS	0	vs CSUN (11/28/20)
	0	vs San Jose St. (01/28/21)
	0	FRESNO ST. (02/13/21)
TURNOVERS	6	at Boise St. (01/08/21)
	9	vs Seattle U (11/29/20)
	9	UTAH ST. (12/31/20)
FOULS	11	vs San Jose St. (01/30/21)

Air Force/Opponent Individual Highs

Air Force - INDIVIDUAL GAME HIGHS

Points	33	AJ Walker vs Fresno St. (02/11/21)
	27	AJ Walker at Nevada (12/20/20)
	23	AJ Walker at Boise St. (01/08/21)
	23	Chris Joyce vs Lamar University (12/05/20)
	23	Chris Joyce vs CSUN (11/28/20)
Field Goals Made	11	AJ Walker at Nevada (12/20/20)
	8	AJ Walker vs Fresno St. (02/11/21)
	8	AJ Walker vs San Jose St. (01/28/21)
	8	Nikc Jackson vs Wyoming (01/18/21)
	8	Chris Joyce vs Wyoming (01/16/21)
	8	AJ Walker at Boise St. (01/08/21)
	8	AJ Walker vs Utah St. (01/02/21)
	8	Chris Joyce vs Lamar University (12/05/20)
Field Goal Att.	18	AJ Walker vs San Jose St. (01/28/21)
	18	AJ Walker at Nevada (12/20/20)
FG Pct (min 5 made)	.800 (8-10)	Chris Joyce vs Wyoming (01/16/21)
	.727 (8-11)	Nikc Jackson vs Wyoming (01/18/21)
3-Point FG Made	6	AJ Walker vs Fresno St. (02/11/21)
	6	AJ Walker at UNLV (02/06/21)
3-Point FG Att.	13	AJ Walker vs San Jose St. (01/30/21)
	12	AJ Walker vs Fresno St. (02/11/21)
3-Pt FG Pct (min 2 made)	1.000 (2-2)	Mason Taylor vs San Diego St. (01/24/21)
	1.000 (2-2)	Ameka Akaya vs Utah St. (01/02/21)
Free Throws Made	11	AJ Walker vs Fresno St. (02/11/21)
	6	Keaton Van Soelen vs Fresno St. (02/13/21)
	6	Chris Joyce at Nevada (12/20/20)
	6	AJ Walker at Drake (12/13/20)
Free Throw Att.	11	AJ Walker vs Fresno St. (02/11/21)
	8	Keaton Van Soelen vs Fresno St. (02/13/21)
FT Pct (min 3 made)	1.000 (11-11)	AJ Walker vs Fresno St. (02/11/21)
	1.000 (6-6)	Chris Joyce at Nevada (12/20/20)
	1.000 (6-6)	AJ Walker at Drake (12/13/20)
	1.000 (5-5)	Chris Joyce vs CSUN (11/28/20)
	1.000 (4-4)	Ameka Akaya at Boise St. (01/08/21)
	1.000 (4-4)	Nikc Jackson vs Utah St. (01/02/21)
	1.000 (4-4)	Chris Joyce vs Seattle U (11/29/20)
Rebounds	10	AJ Walker vs CSUN (11/28/20)
	9	Glen McClintock vs Wyoming (01/18/21)
Assists	6	AJ Walker vs San Jose St. (01/30/21)
	6	Glen McClintock vs Wyoming (01/16/21)
	6	Keaton Van Soelen at Nevada (12/20/20)
Steals	5	AJ Walker vs Fresno St. (02/11/21)
	4	Chris Joyce vs San Diego St. (01/22/21)
	4	Ameka Akaya vs Wyoming (01/16/21)
	4	Nikc Jackson at Nevada (12/20/20)
	4	Keaton Van Soelen at Drake (12/13/20)
Blocked Shots	2	Nikc Jackson vs San Jose St. (01/30/21)
	2	Keaton Van Soelen vs San Jose St. (01/28/21)
	2	Nikc Jackson vs Wyoming (01/18/21)
	2	Nikc Jackson vs Utah St. (01/02/21)
	2	Nikc Jackson vs Lamar University (12/05/20)
	2	Keaton Van Soelen vs CSUN (11/28/20)
Turnovers	7	Keaton Van Soelen vs Utah St. (12/31/20)
	6	AJ Walker at Boise St. (01/08/21)
Fouls	5	Nikc Jackson vs Fresno St. (02/13/21)
	5	Nikc Jackson vs Fresno St. (02/11/21)
	5	Abe Kinrade vs Fresno St. (02/11/21)
	5	Glen McClintock at UNLV (02/06/21)
	5	Nikc Jackson vs San Diego St. (01/24/21)
	5	Ameka Akaya vs San Diego St. (01/24/21)
	5	Keaton Van Soelen vs San Diego St. (01/22/21)
	5	Nikc Jackson vs San Diego St. (01/22/21)
	5	Nikc Jackson at Boise St. (01/08/21)
	5	Ameka Akaya vs Utah St. (01/02/21)
	5	Nikc Jackson at Nevada (12/20/20)
	5	Nikc Jackson at Nevada (12/18/20)
	5	Keaton Van Soelen vs Seattle U (11/29/20)
	5	Ameka Akaya vs CSUN (11/28/20)
Minutes	40	AJ Walker vs Fresno St. (02/11/21)
	40	AJ Walker at UNLV (02/08/21)
	40	AJ Walker at UNLV (02/06/21)
	40	AJ Walker vs San Jose St. (01/30/21)
	40	AJ Walker vs Wyoming (01/16/21)

OPPONENT INDIVIDUAL GAME HIGHS

Points	26	David Jenkins Jr. at UNLV (02/08/21)
	25	Abu Kigab at Boise St. (01/08/21)
	24	Jordan Schakel vs San Diego St. (01/24/21)
	23	Desmond Cambridge at Nevada (12/18/20)
	23	D.J. Wilkins at Drake (12/13/20)
Field Goals Made	11	Abu Kigab at Boise St. (01/08/21)
	9	David Jenkins Jr. at UNLV (02/08/21)
	9	Bryce Hamilton at UNLV (02/06/21)
	9	Ralph Agee vs San Jose St. (01/30/21)
Field Goal Att.	20	Abu Kigab at Boise St. (01/08/21)
	18	TJ Starks vs CSUN (11/28/20)
FG Pct (min 5 made)	1.000 (5-5)	Aguek Arop vs San Diego St. (01/22/21)
	1.000 (5-5)	Marco Anthony vs Utah St. (12/31/20)
3-Point FG Made	6	David Jenkins Jr. at UNLV (02/08/21)
	6	Jordan Schakel vs San Diego St. (01/24/21)
	6	D.J. Wilkins at Drake (12/13/20)
3-Point FG Att.	13	Jordan Schakel vs San Diego St. (01/24/21)
	11	Trey Smith vs San Jose St. (01/30/21)
3-Pt FG Pct (min 2 made)	1.000 (3-3)	Adam Seiko vs San Diego St. (01/24/21)
	1.000 (3-3)	Marcus Shaver Jr. at Boise St. (01/06/21)
	1.000 (2-2)	Matt Mitchell vs San Diego St. (01/24/21)
	1.000 (2-2)	Marco Anthony vs Utah St. (12/31/20)
Free Throws Made	9	Orlando Robinson vs Fresno St. (02/13/21)
	8	Avery Sullivan vs Lamar University (12/05/20)
Free Throw Att.	10	Orlando Robinson vs Fresno St. (02/13/21)
	10	Avery Sullivan vs Lamar University (12/05/20)
FT Pct (min 3 made)	1.000 (7-7)	Derrick Alston at Boise St. (01/06/21)
	1.000 (6-6)	Derrick Alston at Boise St. (01/08/21)
	1.000 (5-5)	Desmond Cambridge at Nevada (12/18/20)
	1.000 (5-5)	Lance Coleman II vs CSUN (11/28/20)
	1.000 (4-4)	Caleb Grill at UNLV (02/06/21)
	1.000 (4-4)	Matt Mitchell vs San Diego St. (01/24/21)
	1.000 (3-3)	Kwane Marble II vs Wyoming (01/18/21)
	1.000 (3-3)	D.J. Wilkins at Drake (12/13/20)
Rebounds	14	Ralph Agee vs San Jose St. (01/30/21)
	13	Bryce Hamilton at UNLV (02/06/21)
Assists	9	Grant Sherfield at Nevada (12/18/20)
	8	Omar Moore vs San Jose St. (01/30/21)
	8	Roman Penn at Drake (12/13/20)
Steals	4	Omar Moore vs San Jose St. (01/28/21)
	4	Terrell Gomez vs San Diego St. (01/22/21)
Blocked Shots	4	Cheikh Mbacke Diong at UNLV (02/08/21)
	4	Neemias Queta vs Utah St. (01/02/21)
Turnovers	7	Rollie Worster vs Utah St. (01/02/21)
	6	Lamont Butler vs San Diego St. (01/22/21)
Fouls	5	Deon Stroud vs Fresno St. (02/13/21)
	5	Joshua Tomaic vs San Diego St. (01/22/21)
	5	Marcus Williams vs Wyoming (01/18/21)
	5	Mladen Armus at Boise St. (01/08/21)
	5	Desmond Cambridge at Nevada (12/20/20)
	5	K.J. Hymes at Nevada (12/18/20)
	5	Warren Washington at Nevada (12/18/20)

2020-21 Box Scores

Official Basketball Box Score -- Game Totals -- Final Statistics
Air Force vs CSUN
11/28/20 1:00 pm at Las Vegas, NV

Air Force 66 • 1-0,0-0 Mountain

#	Player	Total			3-Ptr			Rebounds			PF	TP	A	T	Blk	Stl	Min
		FG	FGA	FT	FTA	Off	Def	Off	Def	Off							
11	Ameka Akaya	1-2	0-1	2-4	0	2	2	5	4	1	4	0	0	0	0	24	
22	Nick Jackson	4-12	2-4	2-6	1	6	7	4	12	4	1	0	0	0	0	30	
04	Keaton Van Soelen	3-5	1-3	2-2	1	3	4	2	9	4	2	2	0	0	0	40	
05	Chris Joyce	7-15	4-9	5-5	0	2	2	1	23	1	3	0	0	0	40		
19	AJ Walker	4-9	3-6	2-2	1	9	10	3	13	3	1	0	0	0	39		
02	Glen McClintock	0-0	0-0	0	2	2	0	0	1	0	0	0	0	0	15		
15	Abe Kinrade	0-3	0-1	0-0	0	1	1	2	0	0	2	0	0	0	7		
24	Mason Taylor	2-2	1-1	0-0	0	0	0	5	0	0	0	0	0	0	5		
Team					3	3	6				1						
Totals		21-48	11-25	13-19	6	28	34	17	66	14	14	2	5	0	200		

FG % 1st Half: 13-28 46.4% 2nd half: 8-20 40.0% Game: 21-48 43.8%
 3FG % 1st Half: 9-17 52.9% 2nd half: 2-8 25.0% Game: 11-25 44.0%
 FT % 1st Half: 3-3 100.0 2nd half: 10-16 62.5% Game: 13-19 68.4%

Technical fouls: Air Force-None. CSUN-None.
 Attendance: 2
 2020-21 Men's Basketball. Round: 0. Air Force vs CSUN. Played at T-Mobile Arena

CSUN 61 • 1-1,0-0 Big West

#	Player	Total			3-Ptr			Rebounds			PF	TP	A	T	Blk	Stl	Min
		FG	FGA	FT	FTA	Off	Def	Off	Def	Off							
09	Festus Ndumanya	2-4	0-0	0-0	1	4	5	4	4	0	1	0	0	0	0	18	
29	Alex Coleman II	3-12	2-9	5-5	1	3	4	1	13	0	1	0	2	0	29		
02	Glenn Merkwildt	2-7	1-4	4-6	3	9	12	3	9	1	2	0	2	0	36		
02	TJ Starks	8-18	3-8	3-4	0	2	2	0	22	2	2	0	1	0	35		
10	Darius Brown II	3-7	0-3	0-0	0	3	3	4	6	3	0	0	1	0	37		
04	Atin Wright	0-0	0-0	0-0	0	0	0	0	0	0	0	0	0	0	3		
11	Amound Anderson	1-3	1-3	0-0	1	1	1	1	3	1	2	0	0	0	12		
24	Flidels Okereke	0-0	0-0	2-3	1	3	4	2	0	0	1	0	0	0	17		
22	Brendan Harrick	1-4	0-2	0-0	0	0	0	1	2	0	0	0	0	0	13		
Team					3	0	3				0						
Totals		20-55	7-29	14-18	9	25	34	16	61	7	10	0	6	0	200		

FG % 1st Half: 8-27 29.6% 2nd half: 12-28 42.9% Game: 20-55 36.4%
 3FG % 1st Half: 5-17 29.4% 2nd half: 2-12 16.7% Game: 7-29 24.1%
 FT % 1st Half: 4-5 80.0% 2nd half: 10-13 76.9% Game: 14-18 77.8%

Technical fouls: Air Force-None. CSUN-None.
 Attendance: 2
 2020-21 Men's Basketball. Round: 0. Air Force vs CSUN. Played at T-Mobile Arena

Officials: Ken Ditty, Kevin Brill, Donn Bernal
 Technical fouls: Air Force-None. CSUN-None.
 Attendance: 2
 2020-21 Men's Basketball. Round: 0. Air Force vs CSUN. Played at T-Mobile Arena

Score by periods	1st	2nd	Total
Air Force	38	28	66
CSUN	25	36	61

Score by periods	1st	2nd	Total
Air Force	27	36	63
CSUN	25	20	45

Official Basketball Box Score -- Game Totals -- Final Statistics
Seattle U vs Air Force
11/29/20 12:00 pm at

Seattle U 63 • 3-0,0-0 WAC

#	Player	Total			3-Ptr			Rebounds			PF	TP	A	T	Blk	Stl	Min
		FG	FGA	FT	FTA	Off	Def	Off	Def	Off							
15	Emeka Udenyi	1-3	0-0	1-2	2	3	4	3	3	1	0	0	0	0	0	26	
00	Rip Economou	4-10	4-9	0-0	0	4	4	1	12	0	1	0	0	0	28		
10	Aaron Nettles	4-13	4-9	0-0	0	4	4	2	12	5	2	0	2	0	32		
11	Riley Grigsby	6-13	1-4	0-0	0	1	1	2	13	3	1	1	0	0	37		
33	Kobe Williamson	5-7	1-2	0-0	3	3	6	4	11	0	0	2	1	0	37		
01	Vas Panakia	0-1	0-1	0-0	1	1	2	0	0	0	0	0	0	0	4		
05	Joe Wall	0-0	0-0	0-0	0	0	0	0	0	0	0	0	0	0	3		
12	Darrion Trammell	4-10	1-4	3-4	0	2	2	0	12	5	0	0	1	0	29		
13	Angelo Stuart	0-0	0-0	0-0	0	0	0	0	0	0	0	0	0	0	4		
Team					4	2	6				4						
Totals		24-57	11-29	4-6	10	20	30	13	63	16	9	3	4	0	200		

FG % 1st Half: 10-28 35.7% 2nd half: 14-29 48.3% Game: 24-57 42.1%
 3FG % 1st Half: 6-17 35.3% 2nd half: 5-12 41.7% Game: 11-29 37.9%
 FT % 1st Half: 1-2 50.0% 2nd half: 3-4 75.0% Game: 4-6 66.7%

Technical fouls: Lamar University-None. Air Force-None.
 Attendance: 4
 2020-21 Men's Basketball. Round: 0. Air Force vs Seattle U. Played at

Air Force 45 • 1-1,0-0 Mountain

#	Player	Total			3-Ptr			Rebounds			PF	TP	A	T	Blk	Stl	Min
		FG	FGA	FT	FTA	Off	Def	Off	Def	Off							
11	Ameka Akaya	1-6	1-4	0-0	0	1	1	3	0	2	0	0	0	0	13		
22	Nick Jackson	4-8	1-3	0-0	2	4	6	4	9	1	4	0	1	0	25		
04	Keaton Van Soelen	4-8	0-2	1-2	1	3	4	5	9	1	2	0	1	0	36		
05	Chris Joyce	0-2	0-2	4-4	0	3	0	4	1	3	0	0	0	0	38		
10	AJ Walker	2-5	1-2	0-0	0	3	3	2	5	2	1	0	0	0	34		
00	Joseph Octave	0-1	0-1	0-0	0	0	0	0	0	0	0	0	0	0	2		
02	Glen McClintock	4-8	3-5	0-0	1	4	5	2	11	2	2	0	0	0	31		
15	Abe Kinrade	1-2	0-0	1-2	0	0	0	4	1	0	0	0	0	0	16		
24	Mason Taylor	0-0	0-0	0-0	0	0	0	1	0	1	1	0	0	0	5		
Team					0	3	3				0						
Totals		16-40	6-20	7-8	4	21	25	15	45	9	15	0	2	0	200		

FG % 1st Half: 9-24 37.5% 2nd half: 7-16 43.8% Game: 16-40 40.0%
 3FG % 1st Half: 3-13 23.1% 2nd half: 3-7 42.9% Game: 6-20 30.0%
 FT % 1st Half: 4-4 100.0 2nd half: 3-4 75.0% Game: 7-8 87.5%

Technical fouls: Lamar University-None. Air Force-None.
 Attendance: 1
 2020-21 Men's Basketball. Round: 0. Air Force vs Seattle U. Played at

Officials: Ken Ditty, Kevin Brill, Donn Bernal
 Technical fouls: Seattle U-TEAM. Air Force-Nick Jackson.
 Attendance: 1
 2020-21 Men's Basketball. Round: 0. Air Force vs Seattle U. Played at

Score by periods	1st	2nd	Total
Seattle U	27	36	63
Air Force	25	20	45

Official Basketball Box Score -- Game Totals -- Final Statistics
Lamar University vs Air Force
12/05/20 1:00 pm at U.S. Air Force Academy, CO

Lamar University 44 • 0-0,0-0 Southland

#	Player	Total			3-Ptr			Rebounds			PF	TP	A	T	Blk	Stl	Min
		FG	FGA	FT	FTA	Off	Def	Off	Def	Off							
00	David Muoka	0-2	0-0	1-2	1	3	4	3	1	0	0	3	0	0	0	36	
05	Avery Sullivan	1-7	0-0	8-10	3	6	9	1	10	0	1	0	0	2	38		
01	Quilan Bennett	5-10	0-0	0-0	0	3	3	0	3	0	3	0	0	0	23		
03	Ellis Jefferson	2-6	1-3	0-1	0	6	6	2	5	1	2	0	0	0	35		
11	Anderson Kopp	4-13	0-2	0-0	0	1	1	2	8	0	3	0	0	0	31		
04	Kasen Harrison	2-6	0-1	0-0	0	0	0	3	5	2	2	0	1	0	12		
15	Lincoln Smith	2-5	0-0	1-2	1	2	3	1	5	0	1	0	1	0	23		
21	Aayan Sohal	0-1	0-1	0-0	0	0	0	0	0	0	0	0	0	0	2		
Team					3	0	3				0						
Totals		16-50	1-6	11-16	8	21	29	15	44	3	12	3	9	0	200		

FG % 1st Half: 7-24 29.2% 2nd half: 9-26 34.6% Game: 16-50 32.0%
 3FG % 1st Half: 1-3 33.3% 2nd half: 0-3 0.0% Game: 1-6 16.7%
 FT % 1st Half: 6-7 85.7% 2nd half: 5-9 55.6% Game: 11-16 68.8%

Technical fouls: Lamar University-None. Air Force-None.
 Attendance: 3
 2020-21 Men's Basketball. Round: 0. Air Force vs Lamar University. Played at C

Air Force 59 • 2-1,0-0 Mountain

#	Player	Total			3-Ptr			Rebounds			PF	TP	A	T	Blk	Stl	Min
		FG	FGA	FT	FTA	Off	Def	Off	Def	Off							
22	Nick Jackson	0-2	0-1	0-2	0	1	1	3	0	0	4	2	1	0	20		
04	Keaton Van Soelen	5-7	3-4	2-2	1	4	5	0	15	5	4	1	2	0	39		
02	Glen McClintock	2-5	2-5	2-2	0	7	7	2	8	3	2	0	1	0	39		
05	Chris Joyce	8-12	3-5	4-5	0	5	5	3	23	3	2	1	2	0	39		
10	AJ Walker	2-7	0-3	0-0	0	3	4	4	2	1	0	1	0	0	27		
11	Ameka Akaya	3-6	1-2	0-0	0	5	5	3	7	2	1	0	2	0	22		
15	Abe Kinrade	0-1	0-1	0-0	0	1	1	0	0	0	0	0	0	0	5		
24	Mason Taylor	1-1	0-0	0-0	0	1	1	0	2	1	1	0	0	0	9		
Team					0	1	1				0						
Totals		21-41	9-21	8-11	1	28	29	16	59	16	2	4	9	0	200		

FG % 1st Half: 9-20 45.0% 2nd half: 12-21 57.1% Game: 21-41 51.2%
 3FG % 1st Half: 2-10 20.0% 2nd half: 7-11 63.6% Game: 9-21 42.9%
 FT % 1st Half: 4-7 57.1% 2nd half: 4-4 100.0 Game: 8-11 72.7%

Technical fouls: Lamar University-None. Air Force-None.
 Attendance: 1
 2020-21 Men's Basketball. Round: 0. Air Force vs Lamar University. Played at C

Officials: Jimmy Casas, Rick Batsell, Randy McCall
 Technical fouls: Lamar University-None. Air Force-None.
 Attendance: 1
 2020-21 Men's Basketball. Round: 0. Air Force vs Lamar University. Played at C

Score by periods	1st	2nd	Total
Lamar University	21	23	44
Air Force	24	35	59

Official Basketball Box Score -- Game Totals -- Final Statistics
Air Force vs Drake
12/13/20 1:00 pm at

2020-21 Box Scores

Official Basketball Box Score -- Game Totals -- Final Statistics

Utah St. vs Air Force
12/31/20 2:00 pm at U.S. Air Force Academy, CO

Utah St. 83 • 6-3,3-0 Mountain
Player stats for Utah St. including Justin Bean, Neemias Queta, Brock Miller, etc.

FG % 1st Half: 18-33 54.5% 2nd half: 16-32 50.0%
3FG % 1st Half: 6-16 37.5% 2nd half: 6-16 37.5%
FT % 1st Half: 2-2 100.0 2nd half: 1-4 25.0%

Air Force 48 • 3-4,1-2 Mountain

Player stats for Air Force including Nick Jackson, Keaton Van Soelen, Mladen Armus, etc.

FG % 1st Half: 11-20 55.0% 2nd half: 6-15 40.0%
3FG % 1st Half: 3-9 33.3% 2nd half: 2-10 20.0%
FT % 1st Half: 3-4 75.0% 2nd half: 1-1 100.0%

Officials: Ryan McDaniel, Joe Stigliano, Winston Smith
Technical fouls: Utah St.-Steven Ashworth; Air Force-None.

Score by periods table for Utah St vs Air Force

Last FG - USAF 2nd-00:51, USAFA 2nd-05:12.
Largest lead - USAF by 37 2nd-03:53, USAFA by 2 1st-18:04.

Official Basketball Box Score -- Game Totals -- Final Statistics

Utah St. vs Air Force
01/02/21 4:00 pm at U.S. Air Force Academy, CO

Utah St. 72 • 7-3,4-0 Mountain
Player stats for Utah St. including Justin Bean, Neemias Queta, Brock Miller, etc.

FG % 1st Half: 13-29 44.8% 2nd half: 17-26 65.4%
3FG % 1st Half: 4-12 33.3% 2nd half: 3-7 42.9%
FT % 1st Half: 3-6 50.0% 2nd half: 2-4 50.0%

Air Force 53 • 3-5,1-3 Mountain

Player stats for Air Force including Nick Jackson, Keaton Van Soelen, Mladen Armus, etc.

FG % 1st Half: 7-24 29.2% 2nd half: 12-23 52.3%
3FG % 1st Half: 3-9 33.3% 2nd half: 2-5 40.0%
FT % 1st Half: 3-4 75.0% 2nd half: 7-8 87.5%

Officials: Rob Krueger, Kerby Stilton, Bob Staffen
Technical fouls: Utah St.-None; Air Force-None.

Score by periods table for Utah St vs Air Force

Last FG - USAF 2nd-01:00, USAFA 2nd-01:52.
Largest lead - USAF by 25 2nd-13:44, USAFA None.

Official Basketball Box Score -- Game Totals -- Final Statistics

Air Force vs Boise St.
01/06/21 9:00 pm at Boise, ID

Air Force 59 • 3-6,1-4 Mountain
Player stats for Air Force including Nick Jackson, Keaton Van Soelen, Mladen Armus, etc.

FG % 1st Half: 13-25 52.0% 2nd half: 10-24 41.7%
3FG % 1st Half: 3-10 30.0% 2nd half: 1-11 9.1%
FT % 1st Half: 2-2 100.0 2nd half: 6-10 60.0%

Boise St. 78 • 9-1,5-0 Mountain

Player stats for Boise St. including Abu Kigab, Mladen Armus, Rayl Dennis, etc.

FG % 1st Half: 11-24 45.8% 2nd half: 15-30 50.0%
3FG % 1st Half: 6-12 50.0% 2nd half: 4-10 40.0%
FT % 1st Half: 11-13 84.6% 2nd half: 5-5 100.0%

Officials: Randy McCall, Eric Curry, John Higgins
Technical fouls: Air Force-None; Boise St.-Derrick Alston.

Score by periods table for Air Force vs Boise St.

Last FG - USAFA 2nd-01:11, BOISE 2nd-03:21.
Largest lead - USAFA by 5 1st-17:27, BOISE by 28 2nd-04:58.

Official Basketball Box Score -- Game Totals -- Final Statistics

Air Force vs Boise St.
01/08/21 6:00 pm at Boise, ID

Air Force 69 • 3-7,1-5 Mountain
Player stats for Air Force including Nick Jackson, Keaton Van Soelen, Mladen Armus, etc.

FG % 1st Half: 16-26 61.5% 2nd half: 8-19 42.1%
3FG % 1st Half: 5-11 45.5% 2nd half: 4-9 44.4%
FT % 1st Half: 3-3 100.0 2nd half: 9-10 90.0%

Boise St. 80 • 10-1,6-0 Mountain

Player stats for Boise St. including Abu Kigab, Mladen Armus, Marcus Shaver Jr., etc.

FG % 1st Half: 12-27 44.4% 2nd half: 19-32 59.4%
3FG % 1st Half: 3-6 50.0% 2nd half: 4-11 36.4%
FT % 1st Half: 6-8 75.0% 2nd half: 5-9 55.6%

Officials: Gregory Nixon, Tony Padilla, David Hall
Technical fouls: Air Force-None; Boise St.-None.

Score by periods table for Air Force vs Boise St.

Last FG - USAFA 2nd-00:28, BOISE 2nd-02:00.
Largest lead - USAFA by 15 1st-01:13, BOISE by 14 2nd-01:33.

Official Basketball Box Score -- Game Totals -- Final Statistics

Wyoming vs Air Force
01/16/21 2:00 pm at U.S. Air Force Academy, CO

Wyoming 69 • 7-5,1-4 Mountain
Player stats for Wyoming including Hunter Thompson, Marcus Williams, Kwane Marble II, etc.

FG % 1st Half: 14-25 56.0% 2nd half: 13-26 50.0%
3FG % 1st Half: 4-12 33.3% 2nd half: 3-14 21.4%
FT % 1st Half: 1-2 50.0% 2nd half: 4-10 40.0%

Air Force 72 • 4-7,2-5 Mountain

Player stats for Air Force including Nick Jackson, Keaton Van Soelen, Mladen Armus, etc.

FG % 1st Half: 11-27 40.7% 2nd half: 17-26 65.4%
3FG % 1st Half: 4-12 33.3% 2nd half: 4-8 50.0%
FT % 1st Half: 2-4 50.0% 2nd half: 6-9 66.7%

Officials: Tim Marion, Casey McCallan, Larry Spaulding
Technical fouls: Wyoming-None; Air Force-None.

Score by periods table for Wyoming vs Air Force

Last FG - UW 2nd-00:04, USAFA 2nd-00:12.
Largest lead - UW by 14 1st-02:34, USAFA by 5 2nd-00:07.

Official Basketball Box Score -- Game Totals -- Final Statistics

Wyoming vs Air Force
01/18/21 7:00 pm at U.S. Air Force Academy, CO

Wyoming 77 • 8-5,2-4 Mountain
Player stats for Wyoming including Hunter Thompson, Marcus Williams, Kwane Marble II, etc.

FG % 1st Half: 14-29 48.3% 2nd half: 11-22 50.0%
3FG % 1st Half: 9-15 60.0% 2nd half: 7-17 41.2%
FT % 1st Half: 1-2 50.0% 2nd half: 10-14 71.4%

Air Force 58 • 4-8,2-6 Mountain

Player stats for Air Force including Nick Jackson, Keaton Van Soelen, Mladen Armus, etc.

FG % 1st Half: 9-21 42.9% 2nd half: 14-25 56.0%
3FG % 1st Half: 1-8 12.5% 2nd half: 4-0 0.0%
FT % 1st Half: 4-6 66.7% 2nd half: 7-13 53.8%

Officials: Verne Harris, Randy McCall, David Hall
Technical fouls: Wyoming-None; Air Force-None.

Score by periods table for Wyoming vs Air Force

Last FG - UW 2nd-01:57, USAFA 2nd-00:05.
Largest lead - UW by 27 2nd-08:11, USAFA None.

2020-21 Box Scores

Official Basketball Box Score -- Game Totals -- Final Statistics
San Diego St. vs Air Force
01/22/21 7:00 pm at U.S. Air Force Academy, CO

13

San Diego St. 98 • 10-4-3 Mountain

Box score for San Diego St. vs Air Force. Columns: Player, FG, FGA, 3-Pt, FT, Rebounds, PF, TP, A, TO, Blk, Stl, Min. Totals: 36-66, 13-29, 13-24, 20, 18, 38, 18, 98, 27, 16, 1, 15, 200.

FG % 1st Half: 19-27 70.4% 2nd half: 17-39 43.6% Game: 36-66 54.5%
3FG % 1st Half: 6-10 60.0% 2nd half: 7-19 36.8% Game: 13-29 44.8%
FT % 1st Half: 8-14 57.1% 2nd half: 5-10 50.0% Game: 13-24 54.2%

Air Force 61 • 4-9,2-7 Mountain

Box score for Air Force 61 vs San Diego St. Columns: Player, FG, FGA, 3-Pt, FT, Rebounds, PF, TP, A, TO, Blk, Stl, Min. Totals: 22-40, 9-21, 8-13, 3, 14, 17, 19, 61, 13, 27, 1, 9, 200.

FG % 1st Half: 6-17 35.3% 2nd half: 16-23 69.6% Game: 22-40 55.0%
3FG % 1st Half: 2-8 25.0% 2nd half: 7-13 53.8% Game: 9-21 42.9%
FT % 1st Half: 2-3 66.7% 2nd half: 6-10 60.0% Game: 8-13 61.5%

Officials: D.G. Nelson, Tony Padilla, Eric Curry
Technical fouls: San Diego St.-None, Air Force-None.
Attendance: 2020-21 Men's Basketball, Round: 0, Air Force vs San Diego St., Played at Clun
Score by periods table and game notes.

Official Basketball Box Score -- Game Totals -- Final Statistics
San Diego St. vs Air Force
01/24/21 8:00 pm at U.S. Air Force Academy, CO

14

San Diego St. 91 • 11-4-5-3 Mountain

Box score for San Diego St. 91 vs Air Force. Columns: Player, FG, FGA, 3-Pt, FT, Rebounds, PF, TP, A, TO, Blk, Stl, Min. Totals: 31-60, 16-30, 13-18, 16, 26, 42, 18, 91, 21, 13, 3, 4, 200.

FG % 1st Half: 13-26 50.0% 2nd half: 18-34 52.9% Game: 31-60 51.7%
3FG % 1st Half: 8-14 57.1% 2nd half: 8-16 50.0% Game: 16-30 53.3%
FT % 1st Half: 10-12 83.3% 2nd half: 3-6 50.0% Game: 13-18 72.2%

Air Force 59 • 4-10,2-8 Mountain

Box score for Air Force 59 vs San Diego St. Columns: Player, FG, FGA, 3-Pt, FT, Rebounds, PF, TP, A, TO, Blk, Stl, Min. Totals: 21-45, 8-21, 9-16, 2, 16, 18, 20, 59, 16, 13, 2, 6, 200.

FG % 1st Half: 12-23 52.2% 2nd half: 9-22 40.9% Game: 21-45 46.7%
3FG % 1st Half: 4-10 40.0% 2nd half: 4-11 36.4% Game: 8-21 38.1%
FT % 1st Half: 3-6 50.0% 2nd half: 6-10 60.0% Game: 9-16 56.3%

Officials: Mike Reed, Larry Spaulding, Chris Rastatter
Technical fouls: San Diego St.-None, Air Force-None.
Attendance: 2020-21 Men's Basketball, Round: 0, Air Force vs San Diego St., Played at Clun
Score by periods table and game notes.

Official Basketball Box Score -- Game Totals -- Final Statistics
Air Force vs San Jose St.
01/28/21 7:30 pm at Phoenix, AZ

15

Air Force 58 • 4-11,2-9 Mountain

Box score for Air Force 58 vs San Jose St. Columns: Player, FG, FGA, 3-Pt, FT, Rebounds, PF, TP, A, TO, Blk, Stl, Min. Totals: 22-54, 8-29, 6-10, 9, 21, 30, 12, 58, 7, 12, 4, 9, 200.

FG % 1st Half: 11-24 45.8% 2nd half: 11-30 36.7% Game: 22-54 40.7%
3FG % 1st Half: 5-13 38.5% 2nd half: 3-16 18.8% Game: 8-29 27.6%
FT % 1st Half: 3-5 60.0% 2nd half: 3-5 60.0% Game: 6-10 60.0%

San Jose St. 59 • 4-11,2-9 Mountain

Box score for San Jose St. 59 vs Air Force. Columns: Player, FG, FGA, 3-Pt, FT, Rebounds, PF, TP, A, TO, Blk, Stl, Min. Totals: 24-48, 6-20, 5-10, 7, 26, 33, 12, 59, 6, 14, 0, 7, 200.

FG % 1st Half: 15-24 62.5% 2nd half: 9-24 37.5% Game: 24-48 50.0%
3FG % 1st Half: 6-15 40.0% 2nd half: 0-5 0.0% Game: 6-20 30.0%
FT % 1st Half: 0-2 0.0% 2nd half: 5-8 62.5% Game: 5-10 50.0%

Officials: Brad Ferrie, Rick Batsell, Winston Stith
Technical fouls: Air Force-None, San Jose St.-None.
Attendance: 2020-21 Men's Basketball, Round: 0, Air Force vs San Jose St., Played at Abili
Score by periods table and game notes.

Official Basketball Box Score -- Game Totals -- Final Statistics
Air Force vs San Jose St.
01/30/21 4:00 pm at Phoenix, AZ

16

Air Force 62 • 4-12,2-10 Mountain

Box score for Air Force 62 vs San Jose St. Columns: Player, FG, FGA, 3-Pt, FT, Rebounds, PF, TP, A, TO, Blk, Stl, Min. Totals: 25-61, 11-37, 1-4, 4, 22, 26, 16, 62, 17, 6, 3, 3, 200.

FG % 1st Half: 11-29 37.9% 2nd half: 14-32 43.8% Game: 25-61 41.0%
3FG % 1st Half: 6-19 31.6% 2nd half: 4-15 26.7% Game: 10-34 29.7%
FT % 1st Half: 0-0 0.0% 2nd half: 1-4 25.0% Game: 1-4 25.0%

San Jose St. 75 • 5-11,3-9 Mountain

Box score for San Jose St. 75 vs Air Force. Columns: Player, FG, FGA, 3-Pt, FT, Rebounds, PF, TP, A, TO, Blk, Stl, Min. Totals: 27-52, 9-24, 12-18, 5, 30, 35, 11, 75, 19, 11, 1, 3, 200.

FG % 1st Half: 16-26 61.5% 2nd half: 11-26 42.3% Game: 27-52 51.9%
3FG % 1st Half: 5-9 55.6% 2nd half: 4-15 26.7% Game: 9-24 37.5%
FT % 1st Half: 2-6 25.0% 2nd half: 10-10 100.0% Game: 12-18 66.7%

Officials: Randy McCall, Brad Gaston, Eric Curry
Technical fouls: Air Force-None, San Jose St.-None.
Attendance: 2020-21 Men's Basketball, Round: 0, Air Force vs San Jose St., Played at Abili
Score by periods table and game notes.

Official Basketball Box Score -- Game Totals -- Final Statistics
Air Force vs UNLV
02/06/21 1:00 pm at Las Vegas, NV

17

Air Force 58 • 4-13,2-11 Mountain

Box score for Air Force 58 vs UNLV. Columns: Player, FG, FGA, 3-Pt, FT, Rebounds, PF, TP, A, TO, Blk, Stl, Min. Totals: 20-46, 15-32, 3-7, 5, 15, 20, 16, 58, 15, 13, 1, 3, 200.

FG % 1st Half: 9-22 40.9% 2nd half: 11-24 45.8% Game: 20-46 43.5%
3FG % 1st Half: 8-15 53.3% 2nd half: 7-17 41.2% Game: 15-32 46.9%
FT % 1st Half: 2-4 50.0% 2nd half: 1-3 33.3% Game: 3-7 42.9%

UNLV 68 • 7-9,4-5 Mountain

Box score for UNLV 68 vs Air Force. Columns: Player, FG, FGA, 3-Pt, FT, Rebounds, PF, TP, A, TO, Blk, Stl, Min. Totals: 27-49, 2-14, 12-15, 9, 24, 33, 13, 68, 14, 10, 1, 7, 200.

FG % 1st Half: 13-27 48.1% 2nd half: 14-22 63.6% Game: 27-49 55.1%
3FG % 1st Half: 0-9 0.0% 2nd half: 2-5 40.0% Game: 2-14 14.3%
FT % 1st Half: 5-6 83.3% 2nd half: 7-9 77.8% Game: 12-15 80.0%

Officials: Ryan Holmes, Wilson Holland, Tommy Nunez
Technical fouls: Air Force-None, UNLV-None.
Attendance: 50
2020-21 Men's Basketball, Round: 0, Air Force vs UNLV, Played at Thomas & Mack
Score by periods table and game notes.

Official Basketball Box Score -- Game Totals -- Final Statistics
Air Force vs UNLV
02/08/21 6:00 pm at Las Vegas, NV

18

Air Force 64 • 4-14,2-12 Mountain

Box score for Air Force 64 vs UNLV. Columns: Player, FG, FGA, 3-Pt, FT, Rebounds, PF, TP, A, TO, Blk, Stl, Min. Totals: 24-48, 9-21, 7-9, 4, 16, 20, 18, 64, 16, 10, 3, 5, 200.

FG % 1st Half: 12-21 57.1% 2nd half: 12-27 44.4% Game: 24-48 50.0%
3FG % 1st Half: 6-11 54.5% 2nd half: 3-10 30.0% Game: 9-21 42.9%
FT % 1st Half: 4-4 100.0% 2nd half: 3-5 60.0% Game: 7-9 77.8%

UNLV 69 • 8-9,5-5 Mountain

Box score for UNLV 69 vs Air Force. Columns: Player, FG, FGA, 3-Pt, FT, Rebounds, PF, TP, A, TO, Blk, Stl, Min. Totals: 25-45, 9-16, 10-15, 8, 22, 30, 16, 69, 13, 12, 5, 2, 200.

FG % 1st Half: 11-22 50.0% 2nd half: 14-23 60.9% Game: 25-45 55.6%
3FG % 1st Half: 3-6 50.0% 2nd half: 6-10 60.0% Game: 9-16 56.3%
FT % 1st Half: 3-5 60.0% 2nd half: 7-10 70.0% Game: 10-15 66.7%

Officials: Michael Irving, Eric Curry, David Hall
Technical fouls: Air Force-None, UNLV-Caleb Grill.
Attendance: 50
2020-21 Men's Basketball, Round: 0, Air Force vs UNLV, Played at Thomas & Mack
Score by periods table and game notes.

2020-21 Box Scores

Official Basketball Box Score -- Game Totals -- Final Statistics

Fresno St. vs Air Force
02/13/21 7:00 pm at U.S. Air Force Academy, CO

19

Fresno St. 69 • 8-7,6-7 Mountain

#	Player	Total		3-Ptr		Rebounds		PF	TP	A	TO	Blk	Stl	Min		
		FG	FGA	FG	FGA	FT	FTA								Off	Def
10	Orlando Robinson	1	1	0	0	4	5	6	3	6	1	5	0	0	25	
03	Isaiah Hill	3	4	1	1	2	2	3	5	4	9	0	2	0	23	
04	Junior Ballard	4	6	3	5	6	8	0	3	3	4	17	0	3	0	28
13	Deon Stroud	2	4	0	2	2	2	0	3	2	6	0	1	0	0	15
25	Anthony Holland	2	5	1	3	0	1	2	3	1	5	2	1	0	0	32
00	Kyle Harding	2	2	1	1	0	0	0	0	2	5	2	2	0	1	17
01	Devin Gage	2	3	0	0	2	4	0	0	1	6	0	3	1	0	19
05	Jordan Campbell	2	4	0	0	0	0	0	0	4	1	1	0	1	12	
11	Christian Gray	3	6	0	0	5	2	3	5	1	11	1	1	0	0	16
23	Leo Colimero	0	0	0	0	0	0	1	1	1	0	2	1	0	11	
34	Braxton Meah	0	0	0	0	0	0	0	0	1	0	0	0	0	2	
	Team															
	Totals	21	35	6	12	21	27	7	24	31	20	69	9	20	1	5

FG % 1st Half: 13-21 61.9% 2nd half: 8-14 57.1% Game: 21-35 60.0% Deadball Rebounds 2
 3FG % 1st Half: 4-7 57.1% 2nd half: 2-5 40.0% Game: 6-12 50.0%
 FT % 1st Half: 3-4 75.0% 2nd half: 18-23 78.3% Game: 21-27 77.8%

Air Force 63 • 4-15,2-13 MOUNTAIN

#	Player	Total		3-Ptr		Rebounds		PF	TP	A	TO	Blk	Stl	Min		
		FG	FGA	FG	FGA	FT	FTA								Off	Def
11	Ameka Akaya	1	6	0	2	2	0	0	0	1	4	1	0	1	16	
22	Nikc Jackson	3	5	1	1	0	0	2	2	5	7	0	3	0	0	20
02	Glen McClintock	0	2	0	0	3	4	1	0	1	0	3	2	1	0	20
05	Chris Joyce	1	2	1	2	1	0	1	1	2	4	2	2	0	25	
10	AJ Walker	8	16	6	12	11	11	0	1	1	2	33	3	3	1	5
04	Carter Murphy	1	1	1	1	2	2	1	0	1	3	5	0	1	0	14
15	Abe Kinrade	1	3	1	3	1	2	0	4	4	5	4	1	1	0	19
30	Camden Vander Zwaag	0	3	0	3	0	0	0	0	3	0	3	1	0	0	22
44	Keaton Van Soelen	1	2	1	2	0	0	3	3	1	2	1	1	1	24	
	Team															
	Totals	16	40	11	26	20	23	3	11	14	22	63	13	15	3	11

FG % 1st Half: 8-20 40.0% 2nd half: 8-20 40.0% Game: 16-40 40.0% Deadball Rebounds 0
 3FG % 1st Half: 4-13 30.8% 2nd half: 7-13 53.8% Game: 11-26 42.3%
 FT % 1st Half: 2-4 50.0% 2nd half: 18-19 94.7% Game: 20-23 87.0%

Officials: Brad Gaston, Deldre Carr, Winston Stith
 Technical fouls: Fresno St.-None, Air Force-None.
 Attendance: 100
 2020-21 Men's Basketball, Round: 0, Air Force vs Fresno St., Played at Clute A

Score by periods	1st	2nd	Total
Fresno St.	33	36	69
Air Force	22	41	63

Last FG - FRESNO 2nd-05:53, USAFA 2nd-00:10. Score tied - 4 times.
 Largest lead - FRESNO by 16 2nd-18:05, USAFA by 5 1st-16:25. Lead changed - 5 times.
 FRESNO led for 33:03, USAFA led for 03:24. Game was tied for 03:33.

Official Basketball Box Score -- Game Totals -- Final Statistics

Fresno St. vs Air Force
02/13/21 1:00 pm at U.S. Air Force Academy, CO

20

Fresno St. 67 • 9-7,7-7 Mountain

#	Player	Total		3-Ptr		Rebounds		PF	TP	A	TO	Blk	Stl	Min		
		FG	FGA	FG	FGA	FT	FTA								Off	Def
10	Orlando Robinson	6	12	0	0	9	10	5	6	11	2	21	1	2	0	28
03	Isaiah Hill	3	9	2	4	2	2	3	5	1	10	0	2	0	2	29
04	Junior Ballard	0	2	0	2	0	0	1	1	0	0	0	1	0	1	35
13	Deon Stroud	4	8	0	0	2	5	1	3	4	5	10	1	2	0	20
25	Anthony Holland	2	3	0	1	4	5	0	0	0	3	8	1	2	0	24
00	Kyle Harding	0	1	0	1	0	0	0	0	0	1	0	0	1	0	3
01	Devin Gage	1	3	0	1	0	1	0	2	2	2	2	1	0	0	15
05	Jordan Campbell	1	2	0	0	0	1	0	1	0	2	1	0	0	0	11
11	Christian Gray	0	2	0	0	0	0	1	4	5	1	0	0	0	0	11
23	Leo Colimero	2	2	0	0	0	0	1	1	2	2	4	2	0	0	13
34	Braxton Meah	4	6	0	0	2	4	3	0	3	2	10	0	0	0	11
	Team															
	Totals	23	50	2	9	19	28	13	21	34	19	67	7	11	0	6

FG % 1st Half: 15-27 55.6% 2nd half: 8-23 34.8% Game: 23-50 46.0% Deadball Rebounds 2
 3FG % 1st Half: 2-5 40.0% 2nd half: 0-4 0.0% Game: 2-9 22.2%
 FT % 1st Half: 7-12 58.3% 2nd half: 12-16 75.0% Game: 19-28 67.9%

Air Force 64 • 4-16,2-14 MOUNTAIN


#	Player	Total		3-Ptr		Rebounds		PF	TP	A	TO	Blk	Stl	Min		
		FG	FGA	FG	FGA	FT	FTA								Off	Def
11	Ameka Akaya	3	7	1	3	2	4	0	1	1	4	9	1	1	0	23
22	Nikc Jackson	5	7	0	1	3	4	1	1	2	5	13	1	0	1	20
44	Keaton Van Soelen	1	3	0	1	6	8	1	5	6	1	8	1	1	1	34
05	Chris Joyce	3	8	0	2	2	2	1	5	6	2	8	0	4	0	31
10	AJ Walker	3	9	1	4	1	1	0	1	1	2	8	3	2	1	38
00	Joseph Octave	1	1	0	0	0	0	1	2	3	0	2	0	0	0	3
02	Glen McClintock	0	0	0	0	0	0	0	0	0	1	0	0	0	0	2
04	Carter Murphy	2	3	1	2	0	0	2	2	0	5	0	0	0	0	10
15	Abe Kinrade	1	3	1	2	0	0	0	1	1	4	3	1	1	0	20
24	Mason Taylor	0	0	0	0	0	0	0	0	0	0	0	0	1	0	2
30	Camden Vander Zwaag	3	5	2	3	0	0	1	1	2	2	8	1	1	1	17
	Team															
	Totals	22	46	6	18	14	19	5	21	26	21	64	8	12	4	7

FG % 1st Half: 13-24 54.2% 2nd half: 9-22 40.9% Game: 22-46 47.8% Deadball Rebounds 3
 3FG % 1st Half: 3-9 33.3% 2nd half: 3-9 33.3% Game: 6-18 33.3%
 FT % 1st Half: 2-3 66.7% 2nd half: 12-16 75.0% Game: 14-19 73.7%

Officials: Rob Kruger, John Stigliano, Randy McCall
 Technical fouls: Fresno St.-Orlando Robinson, Air Force-None.
 Attendance: 100
 2020-21 Men's Basketball, Round: 0, Air Force vs Fresno St., Played at Clute A

Score by periods	1st	2nd	Total
Fresno St.	39	28	67
Air Force	31	33	64

Last FG - FRESNO 2nd-04:24, USAFA 2nd-00:00. Score tied - 4 times.
 Largest lead - FRESNO by 14 1st-04:03, USAFA by 2 1st-14:10. Lead changed - 6 times.
 FRESNO led for 35:11, USAFA led for 02:14. Game was tied for 02:35.



0 Joseph Octave

G, 6-4, 200, Fr.
Gardena, CA

(USAFA Prep/Mary Star of the Sea)

- Second amongst freshmen with 11 games played.
- Career-high 5 pts in 13 minutes vs. Boise State.
- 3 assists in game one vs. SDSU.
- 4 pts, 3 rebounds in 16 mins in game two vs. SDSU.
- Made debut against Seattle with two minutes in reserve.
- McDonald's All-America Game Nominee.
- Attended the USAFA Prep School in 2019-20 and was team co-captain of the basketball team.
- Scored 2,768 career points at Mary Star of the Sea, averaging 24 ppg and 7 rpg over his four-year career.
- Played AAU ball for Russell Westbrook's Team Why Not, coached by Reggie Morris.

2020-21 Game-by-Game

Opponent	G-S	FG	3FG	FT	O-D	Rb	F	Pts	A	T	B	S	Mn
CSUN					DNP								
Seattle	1-0	0-1	0-1	0-0	0-0	0	0	0	0	0	0	0	2
Lamar					DNP								
Drake					DNP								
Nevada	1-0	0-2	0-1	0-0	0-0	0	1	0	0	1	0	0	3
Nevada	1-0	0-0	0-0	0-0	0-1	1	0	0	0	0	0	0	3
Utah St.	1-0	0-2	0-2	2-4	1-0	1	1	2	1	1	0	1	13
Utah St.	1-0	0-0	0-0	0-0	0-0	0	0	0	0	0	0	0	2
Boise St.	1-0	1-2	0-1	3-4	0-1	1	1	5	0	0	0	0	13
Boise St.					DNP								
Wyoming					DNP								
Wyoming	1-0	1-1	0-0	0-0	0-0	0	0	2	0	0	0	1	3
San Diego St.	1-0	1-2	0-0	0-0	1-0	1	0	2	3	1	0	0	9
San Diego St.	1-0	1-2	0-1	2-2	0-3	3	3	4	1	0	1	0	16
San Jose St.	1-0	0-0	0-0	0-0	0-0	0	0	0	0	0	0	0	4
San Jose St.					DNP								
UNLV					DNP								
UNLV					DNP								
Fresno St.					DNP								
Fresno St.	1-0	1-1	0-0	0-0	1-2	3	0	2	0	0	0	0	3
New Mexico													
New Mexico													
Colorado St.													
Colorado St.													
MW													

Season Highs

Points..... 5 vs. Boise State 1-6
Rebs..... 3 vs. San Diego St. 1-24
Assists..... 3 vs. San Diego St. 1-24
FGM..... 1, 4x
3FGM.....
FTM..... 3 vs. Boise State 1-6
Blk..... 1 vs. San Diego St. 1-24
Steals..... 1 twice

Career Highs



1 Solomon Pierre-Louis

G, 6-3, 175, So.
Columbus, OH

(USAFA Prep/The Wellington School)

- Made season debut in game one vs. Utah State.
- Played in three games as a freshman.
- Logged three minutes vs. Jackson State.
- Made debut with two minutes against Loyola Marymount.
- First-career basket against UC Riverside.

2020-21 Game-by-Game

Opponent	G-S	FG	3FG	FT	O-D	Rb	F	Pts	A	T	B	S	Mn
CSUN					DNP								
Seattle					DNP								
Lamar					DNP								
Drake					DNP								
Nevada					DNP								
Nevada					DNP								
Utah St.	1-0	0-0	0-0	0-0	0-1	1	0	0	0	0	0	0	2
Utah St.					DNP								
Boise St.	1-0	0-1	0-1	0-0	0-0	0	0	0	0	0	0	0	2
Boise St.					DNP								
Wyoming					DNP								
Wyoming					DNP								
San Diego St.					DNP								
San Diego St.	1-0	0-0	0-0	0-0	1-0	1	0	0	0	0	0	0	2
San Jose St.					DNP								
San Jose St.					DNP								
UNLV					DNP								
UNLV					DNP								
Fresno St.					DNP								
Fresno St.					DNP								
New Mexico													
New Mexico													
Colorado St.													
Colorado St.													
MW													

Season Highs

Points.....
Rebs..... 1 twice
Assists.....
FGM.....
3FGM.....
FTM.....
Blk.....
Steals.....

Career Highs


2 vs. UC Riverside 12-31
 1 twice
 1 vs. UC Riverside 12-31

Octave Career Statistics

Year	GP-GS	Min-Avg	FG-A	Pct	3F-A	Pct	FT-A	Pct	Off-Def	Tot	Avg	PF-FO	A	TO	B	St	Pts	Avg
2020-21	11-0	72/6.6	5-13	.385	0-6	.000	7-10	.700	3-7	10	0.9	6-0	5	3	1	2	17	1.5

Pierre-Louis Career Statistics

Year	GP-GS	Min-Avg	FG-A	Pct	3F-A	Pct	FT-A	Pct	Off-Def	Tot	Avg	PF-FO	A	TO	B	St	Pts	Avg
2019-20	3-0	8/2.7	1-1	1.000	0-0	.000	0-0	.000	0-0	0	0.0	0-0	0	0	0	0	2	0.7
2020-21	3-0	6/2.1	0-1	.000	0-1	.000	0-0	.000	1-1	2	0.7	0-0	0	0	0	0	0	0.0
TOTAL	6-0	14/2.4	1-2	.500	0-1	.000	0-0	.000	1-1	2	0.3	0-0	0	0	0	0	2	0.3



2 Glen McClintock

G, 6-2, 185, Fr.
Kansas City, M)
(USFA Prep/Rockhurst)

- Had started last 16 games for the Falcons before coming off bench in game two of Fresno St. series.
- 11 pts, 8 reb in game two vs. San Jose St. 3 of 8 from three point range.
- 14 pts on 5-7 shooting and 2-3 from three in 40 mins vs. Boise State.
- Career and team-high 15 pts in first game vs. Nevada.
- First-career start vs. Lamar, scoring 8 pts and pulling down career-high seven rebounds in 39 minutes.
- Team-best 11 points in 31 minutes off bench against Seattle. Was 3 of 5 from three-point range.
- 2019-20 USAFA Prep School team co-captain of the basketball team.
- Missouri All-State at Rockhurst.
- Kansas City All-Star game MVP.


2020-21 Game-by-Game

Opponent	G-S	FG	3FG	FT	O-D	Rb	F	Pts	A	T	B	S	Mn
CSUN	1-0	0-0	0-0	0-0	0-2	2	0	0	1	0	0	0	15
Seattle	1-0	4-8	3-5	0-0	0-0	0	0	0	0	0	0	0	29
Lamar	1-1	2-5	2-5	2-2	0-7	7	2	8	3	2	0	1	39
Drake	1-1	1-7	0-4	0-0	0-4	4	2	2	0	4	0	3	25
Nevada	1-1	5-8	3-4	2-2	0-3	3	4	15	2	2	0	1	36
Nevada	1-1	2-2	1-1	2-2	0-2	2	2	7	1	3	0	0	33
Utah St.	1-1	1-2	1-2	2-2	0-2	2	0	5	1	1	0	2	32
Utah St.	1-1	1-5	0-2	0-0	0-2	2	0	2	0	2	0	2	32
Boise St.	1-1	1-2	0-1	0-0	0-0	0	1	2	0	1	0	1	26
Boise St.	1-1	5-7	2-3	2-2	1-3	4	4	14	1	1	0	0	40
Wyoming	1-1	1-5	1-2	0-0	1-5	6	3	3	6	1	0	2	39
Wyoming	1-1	2-6	0-2	2-3	3-6	9	2	6	5	5	0	0	36
San Diego St.	1-1	1-5	1-4	3-4	0-3	3	2	6	2	4	0	2	29
San Diego St.	1-1	1-3	0-1	1-2	0-1	1	0	3	2	2	0	2	31
San Jose St.	1-1	1-4	0-3	1-2	1-2	3	2	3	2	2	0	1	36
San Jose St.	1-1	4-10	3-8	0-2	2-6	8	2	11	1	1	0	1	36
UNLV	1-1	1-3	0-1	0-0	1-2	3	5	2	2	1	0	0	27
UNLV	1-1	2-3	0-0	0-0	0-0	0	4	4	3	0	0	0	30
Fresno St.	1-1	0-2	0-0	3-4	1-0	1	0	3	2	1	0	0	20
Fresno St.	1-0	0-0	0-0	0-0	0-0	0	1	0	0	0	0	0	2
New Mexico													
New Mexico													
Colorado St.													
Colorado St.													
MW													

Season Highs

Points..... 15 vs. Nevada 12-18
Rebs..... 9 vs. Wyoming 1-18
Assists..... 6 vs. Wyoming 1-16
FGM..... 5 twice
3FGM..... 3, 3x
FTM..... 2, 5x
Blk.....
Steals..... 3 vs. Drake 12-13

Career Highs



3 Logan Morrissey

G, 6-4, 195, Fr.
Tampa, FL
(USFA Prep/Plant)

- Made debut against Drake with four minutes in reserve.
- Attended USAFA Prep School in 2019-20 and played on basketball team .
- First-team all-county and set school record with 10 three's in a game.
- Played AAU ball for Tampa Bayhawks, coached by Byron Batchelor and also played for E1T1, coached by Kevin Knox Sr.
- Comes from a family of athletes as mother played basketball at Sienna, father played football at James Madison, and sister, Erin, plays volleyball at Maryland.

2020-21 Game-by-Game

Opponent	G-S	FG	3FG	FT	O-D	Rb	F	Pts	A	T	B	S	Mn
CSUN													DNP
Seattle													DNP
Lamar													DNP
Drake	1-0	0-0	0-0	0-0	0-0	0	0	0	0	0	0	0	4
Nevada													DNP
Nevada													DNP
Utah St.													DNP
Utah St.													DNP
Boise St.													DNP
Boise St.													DNP
Wyoming													DNP
Wyoming	1-0	0-0	0-0	0-0	0-0	0	0	0	0	0	0	0	2
San Diego St.													DNP
San Diego St.													DNP
San Jose St.													DNP
San Jose St.													DNP
UNLV													DNP
UNLV													DNP
Fresno St.													DNP
Fresno St.													DNP
New Mexico													
New Mexico													
Colorado St.													
Colorado St.													
MW													

Season Highs

Points.....
Rebs.....
Assists.....
FGM.....
3FGM.....
FTM.....
Blk.....
Steals.....

Career Highs

McClintock Career Statistics

Year	GP-GS	Min-Avg	FG-A	Pct	3F-A	Pct	FT-A	Pct	Off-Def	Tot	Avg	PF-FO	A	TO	B	St	Pts	Avg
2020-21	20-17	596/29.8	35-87	.402	17-48	.354	20-27	.741	11-54	65	3.3	38-1	36	35	0	18	107	5.4

Morrissey Career Statistics

Year	GP-GS	Min-Avg	FG-A	Pct	3F-A	Pct	FT-A	Pct	Off-Def	Tot	Avg	PF-FO	A	TO	B	St	Pts	Avg
2020-21	2-0	6-3.0	0-0	.000	0-0	.000	0-0	.000	0-0	0	0.0	0-0	0	0	0	0	0	0.0



4 Carter Murphy

G, 6-4, 190, So.
Phoenix, AZ
(Arcadia)

Notes

- Made season debut vs. UNLV, playing seven minutes.
- 5 pts, one rebound and 2 steals in 14 mins vs. Fresno State.
- .500 from three (8 of 16) and .875 from the free throw line in 2019-20.
- Made his first six three-point attempts to start career as a freshman.

2020-21 Game-by-Game

Opponent	G-S	FG	3FG	FT	O-D	Rb	F	Pts	A	T	B	S	Mn
CSUN				DNP									
Seattle				DNP									
Lamar				DNP									
Drake				DNP									
Nevada				DNP									
Nevada				DNP									
Utah St.				DNP									
Utah St.				DNP									
Boise St.				DNP									
Boise St.				DNP									
Wyoming				DNP									
Wyoming				DNP									
San Diego St.				DNP									
San Diego St.				DNP									
San Jose St.				DNP									
San Jose St.				DNP									
UNLV				DNP									
UNLV	1-0	0-0	0-0	0-0	0-0	0	2	0	0	1	0	0	7
Fresno St.	1-0	1-1	1-1	2-2	1-0	1	3	5	0	1	0	2	14
Fresno St.	1-0	2-3	1-2	0-0	0-2	2	0	5	0	0	0	0	10
New Mexico													
New Mexico													
Colorado St.													
Colorado St.													
MW													

Season Highs

Points..... 5 vs. Fresno St. 2-11
Rebs..... 1 vs. Fresno St. 2-11
Assists.....
FGM..... 1 vs. Fresno St. 2-11
3FGM..... 1 vs. Fresno St. 2-11
FTM..... 2 vs. Fresno St. 2-11
Blk.....
Steals..... 2 vs. Fresno St. 2-11

Career Highs

14 vs. JWU 12-17
 3 vs. JWU 12-17
 2 vs. Boise State 2-11
 4 vs. JWU 12-17
 4 vs. JWU 12-17
 3 vs. Colorado St. 1-18
 2 twice



5 Chris Joyce

G, 6-5, 193, Sr.
Jacksonville, FL
(USAFA Prep/Bishop Kenny)

- Team co-captain.

- Second on team with 10.8 ppg and 31 three's.
- One of three Falcons to start every game.
- 5th in MW at 33.1 minutes per game.
- 13 pts and team-high 4 assists vs. San Diego St.
- 21 pts in win over Wyoming. 8-11 from field and 4-5 from three.
- 18 pts in win over Nevada. 6 of 6 from free throw line.
- Tied career-high with 23 points against Lamar. 8 of 12 from field and 3 of 5 from three. Also had 5 rebounds, 3 assists, a block and 2 steals in 35 mins. Career-high's for field goals vs. Lamar.
- Tied career-high with 23 points against CSUN. 7 of 15 from field and 4-9 from three-point range. 5 of 5 from free throw line. Tied career-high with 3 steals.

2020-21 Game-by-Game

Opponent	G-S	FG	3FG	FT	O-D	Rb	F	Pts	A	T	B	S	Mn
CSUN	1-1	7-15	4-9	5-5	0-2	2	1	23	1	3	0	3	40
Seattle	1-1	0-2	0-2	4-4	0-3	3	0	4	1	3	0	0	38
Lamar	1-1	8-12	3-5	4-5	0-5	5	3	23	3	2	1	2	39
Drake	1-1	4-9	2-6	3-4	1-0	1	0	13	1	3	0	0	36
Nevada	1-1	2-7	0-2	2-4	0-2	2	1	6	4	3	0	0	35
Nevada	1-1	5-12	2-7	6-6	1-3	4	4	18	2	1	0	1	36
Utah St.	1-1	3-6	0-2	0-1	0-0	0	1	6	3	4	0	0	27
Utah St.	1-1	3-13	0-2	5-6	2-1	3	1	11	1	2	0	2	36
Boise St.	1-1	3-9	0-2	0-0	0-2	2	2	6	0	2	0	0	32
Boise St.	1-1	7-11	3-5	0-0	1-4	5	2	17	2	2	0	0	39
Wyoming	1-1	8-10	4-5	1-2	1-2	3	1	21	2	0	1	0	36
Wyoming	1-1	0-5	0-1	0-0	1-2	3	3	0	2	1	0	2	30
San Diego St.	1-1	1-4	1-4	3-4	0-3	3	2	3	3	4	0	4	32
San Diego St.	1-1	5-10	2-4	1-3	0-2	2	2	13	4	1	0	0	30
San Jose St.	1-1	4-10	2-10	0-0	1-3	4	0	10	3	1	0	2	34
San Jose St.	1-1	5-12	3-9	0-0	1-2	3	3	13	2	0	0	1	37
UNLV	1-1	5-8	4-7	0-0	0-0	0	0	14	1	4	0	1	30
UNLV	1-1	1-3	0-1	0-0	0-0	0	1	2	1	2	0	0	19
Fresno St.	1-1	1-2	1-2	1-2	1-0	1	0	3	2	1	0	0	20
Fresno St.	1-1	3-8	0-2	2-2	1-5	6	2	8	0	4	0	0	31
New Mexico													
New Mexico													
Colorado St.													
Colorado St.													
MW													

Season Highs

Points..... 23 vs. CSUN 11-28
Rebs..... 5 twice
Assists..... 4 twice
FGM..... 8 twice
3FGM..... 4, 3x
FTM..... 6 vs. Nevada 12-20
Blk..... 1 twice
Steals..... 4 vs. San Diego St. 1-22

Career Highs

23, 3x
 8 vs. UC Riverside 12-28-18
 5 vs. San Diego St. 2-8-20
 8 twice
 5 vs. San Diego St. 2-8-20
 6, twice
 1, 9x
 4 vs. San Diego St. 1-22-21

Murphy Career Statistics

Year	GP-GS	Min-Avg	FG-A	Pct	3F-A	Pct	FT-A	Pct	Off-Def	Tot	Avg	PF-FO	A	TO	B	St	Pts	Avg
2019-20	12-0	57/4.8	8-17	.471	8-16	.500	7-8	.875	0-8	8	0.7	3-0	5	1	0	4	31	2.6
2020-21	3-0	31/10.4	3-4	.750	2-3	.667	2-2	1.000	1-2	3	1.0	5-0	0	2	0	2	10	3.3
TOTAL	16-0	88/5.5	11-21	.524	10-19	.526	9-10	.900	1-10	11	0.7	8-0	5	3	0	6	41	2.6

Joyce Career Statistics

Year	GP-GS	Min-Avg	FG-A	Pct	3F-A	Pct	FT-A	Pct	Off-Def	Tot	Avg	PF-FO	A	TO	B	St	Pts	Avg
2017-18	10-0	46/4.6	2-13	.154	1-7	.143	1-4	.250	3-4	7	0.7	3-0	5	1	0	1	6	0.6
2018-19	32-11	685/21.4	84-210	.400	36-103	.350	37-54	.685	14-92	106	3.3	55-2	51	31	5	11	241	7.5
2019-20	27-13	593/22.0	59-144	.410	30-87	.345	34-45	.756	18-64	82	3.0	37-0	38	42	2	10	182	6.7
2020-21	20-20	661/33.1	75-172	.436	31-87	.356	34-44	.773	11-41	52	2.6	31-0	38	44	2	20	215	10.8
TOTAL	91-44	2019/22.2	224-546	.410	100-289	.346	106-147	.721	46-204	250	2.7	128-2	135	120	9	43	654	7.2



10 A.J. Walker

G, 6-2, 191, Jr.
San Antonio, TX
(USAFA Prep/St. Mary's Hall)

- 1st in MW at 36.6 minutes per game and 1.75 steals per game
- 7th in MW at 15.3 ppg and 4th at 16.8 ppg in MW games.
- 31st in nation in minutes played. Six 40 minute games played.
- 35th all-time in scoring at Air Force with 934 career points.
- 33 pts vs. Fresno State. 4th highest scoring MW conference game ever at Air Force.
- 41 three's is one shy of AF record for most three's in a MW season.
- 29 steals in MW play is 5 shy of AF record for most steals in a MW season.
- Has five games over 20 points.
- Averaging 19.8 ppg over last four games, going 15-30 on three's and 16-17 from line (.941) over that span.
- Second-career double-double against CSUN with 13 points and 10 rebounds.

2020-21 Game-by-Game

Opponent	G-S	FG	3FG	FT	O-D	Rb	F	Pts	A	T	B	S	Mn
CSUN	1-1	4-9	3-6	2-2	1-9	10	3	13	3	1	0	2	39
Seattle	1-1	2-5	1-2	0-0	0-3	3	2	5	2	1	0	0	34
Lamar	1-1	2-7	0-3	0-0	0-3	3	4	4	2	1	0	1	27
Drake	1-1	4-15	0-3	6-6	0-3	3	2	14	3	0	0	3	34
Nevada	1-1	5-10	2-4	2-3	0-0	0	4	14	2	0	0	2	35
Nevada	1-1	11-18	2-4	3-4	1-3	4	1	27	3	5	0	3	39
Utah St.	1-1	1-5	1-3	1-1	2-3	5	1	4	3	3	0	0	31
Utah St.	1-1	8-13	3-4	0-0	1-4	5	1	19	1	3	0	3	38
Boise St.	1-1	7-12	1-5	1-2	1-2	3	2	16	4	4	0	3	38
Boise St.	1-1	8-14	4-6	3-4	0-1	1	3	23	4	6	0	2	40
Wyoming	1-1	6-11	1-4	2-4	0-3	3	2	15	2	1	0	2	40
Wyoming	1-1	6-11	0-2	1-1	0-4	4	3	13	0	0	0	2	35
San Diego St.	1-1	6-10	3-4	2-4	1-2	3	0	17	2	4	0	1	36
San Diego St.	1-1	2-6	1-3	0-1	0-5	5	1	5	3	2	0	1	36
San Jose St.	1-1	8-18	4-10	1-2	0-4	4	4	21	1	3	0	3	34
San Jose St.	1-1	6-16	4-13	0-0	0-2	2	3	16	6	1	0	0	40
UNLV	1-1	6-12	6-10	0-0	0-1	1	3	18	2	1	0	0	40
UNLV	1-1	7-11	2-4	4-5	0-3	3	2	20	4	1	1	1	40
Fresno St.	1-1	8-16	6-12	11-11	0-1	1	2	33	3	3	1	5	40
Fresno St.	1-1	3-9	1-4	1-1	0-1	1	2	8	3	2	1	1	38
New Mexico													
New Mexico													
Colorado St.													
Colorado St.													
MW													

Season Highs

Points 33 vs. Fresno St. 2-11
 Rebs 10 vs. CSUN 11-28
 Assists 6 vs. San Jose St. 1-30
 FGM 11 vs. Nevada 12-20
 3FGM 6 twice
 FTM 11 vs. Fresno St. 2-11
 Blk 1 twice
 Steals 5 vs. Fresno St. 2-11

Career Highs

33 vs. Fresno St. 2-11-21
 11 vs. San Jose St. 2-15-20
 10 vs. San Jose State 2-23
 11 vs. Nevada 12-20-20
 6, 3x
 11 vs. Fresno St. 2-11-21
 2 vs. Texas State 11-9-19
 5 vs. Fresno St. 2-11-21



11 Ameka Akaya

F, 6-6, 215, Sr.
Hagerstown, MD
(USAFA Prep/Saint Maria Goretti)

- Family is from Cameroon and lived and went to school there for a year as a child.
- Has started last six games.
- Has led bench in scoring 10 times and 8 in a row before returning to starting lineup.
- 14 pts in game 1 vs. San Jose State.
- Started the first two games.
- Career-high's of 15 pts, 6 reb and 4 steals vs. Wyoming.
- Seven points, to go with 5 reb , 2 assists and 2 steals in 22 min vs. Lamar. Tied career-high for rebounds and set career-high for steals.
- Four points and two rebounds in career-high 24 minutes against CSUN.
- Scored three points on a three-point basket with one rebound against Seattle.

2020-21 Game-by-Game

Opponent	G-S	FG	3FG	FT	O-D	Rb	F	Pts	A	T	B	S	Mn
CSUN	1-1	1-2	0-1	2-4	0-2	2	5	4	1	4	0	0	24
Seattle	1-1	1-6	1-4	0-0	0-1	1	1	3	0	2	0	0	13
Lamar	1-0	3-6	1-2	0-0	0-5	5	3	7	2	1	0	2	22
Drake	1-0	0-2	0-0	0-0	0-0	0	3	0	0	1	0	0	13
Nevada	1-0	2-8	0-2	0-0	0-2	2	3	4	0	2	0	2	16
Nevada	1-0	0-0	0-0	0-0	0-0	0	0	0	0	0	0	0	4
Utah St.	1-0	3-4	0-1	2-2	0-1	1	2	8	0	2	0	0	18
Utah St.	1-0	2-3	2-2	0-0	0-1	1	5	6	1	2	0	0	15
Boise St.	1-0	3-7	1-3	0-0	0-1	1	1	7	0	0	1	0	15
Boise St.	1-0	3-6	0-3	4-4	0-3	3	0	10	1	2	1	0	29
Wyoming	1-0	6-9	0-1	3-4	1-5	6	0	15	1	1	0	4	28
Wyoming	1-0	2-4	0-1	3-4	0-1	1	2	7	1	1	0	0	24
San Diego St.	1-0	5-8	1-4	1-1	0-2	2	4	12	2	3	0	1	30
San Diego St.	1-0	2-5	2-3	0-0	0-1	1	5	6	3	1	0	0	16
San Jose St.	1-1	5-10	2-4	2-2	1-3	4	2	14	0	2	1	0	35
San Jose St.	1-1	2-5	1-3	0-0	1-6	7	2	5	2	1	1	0	25
UNLV	1-1	2-7	1-4	2-4	2-2	4	1	7	5	2	0	1	27
UNLV	1-1	3-6	2-4	0-1	0-4	4	2	8	2	1	1	2	30
Fresno St.	1-1	1-6	0-2	2-2	0-0	0	1	4	1	0	1	1	16
Fresno St.	1-1	3-7	1-3	2-4	0-1	1	4	9	1	1	0	0	23
New Mexico													
New Mexico													
Colorado St.													
Colorado St.													
MW													

Season Highs

Points 15 vs. Wyoming 1-16
 Rebs 7 vs. San Jose St. 1-30
 Assists 3 vs. San Diego St. 1-24-21
 FGM 6 vs. Wyoming 1-16
 3FGM 2, 4x
 FTM 4 vs. Boise State 1-8
 Blk 1, 5x
 Steals 4 vs. Wyoming 1-16

Career Highs


15 vs. Wyoming 1-16-21
 7 vs. San Jose St. 1-30-21
 3 vs. San Diego St. 1-24-21
 6 vs. Wyoming 1-16-21
 2, 7x
 4 vs. Boise State 1-8-21
 1, 8x
 4 vs. Wyoming 1-16-21

Walker Career Statistics

Year	GP-GS	Min-Avg	FG-A	Pct	3F-A	Pct	FT-A	Pct	Off-Def	Tot	Avg	PF-FO	A	TO	B	St	Pts	Avg
2018-19	32-22	841/26.3	96-233	.412	36-90	.400	45-64	.703	4-58	62	1.9	76-2	80	48	4	25	273	8.5
2019-20	32-29	955/29.8	124-277	.448	48-119	.403	60-80	.750	4-107	111	3.5	78-2	98	65	3	25	356	11.1
2020-21	20-20	732/36.6	110-228	.482	45-106	.425	40-51	.784	8-56	64	3.2	44-0	53	42	3	35	305	15.3
TOTAL	84-71	2528/30.1	330-738	.447	129-315	.410	145-195	.744	16-221	237	2.8	198-3	231	155	10	85	934	11.1

Akaya Career Statistics

Year	GP-GS	Min-Avg	FG-A	Pct	3F-A	Pct	FT-A	Pct	Off-Def	Tot	Avg	PF-FO	A	TO	B	St	Pts	Avg
2017-18	7-0	19/2.7	2-5	.400	1-1	1.000	0-0	.000	3-1	4	0.6	1-0	3	0	1	1	5	0.7
2018-19	29-4	320/11.0	50-85	.588	9-20	.450	16-20	.800	11-40	51	1.8	33-0	15	28	1	4	125	4.3
2019-20	17-0	138/8.1	25-47	.532	3-6	.500	11-12	.917	4-14	18	1.1	19-0	8	14	1	4	64	3.8
2020-21	20-8	423/21.2	49-111	.441	15-47	.319	23-32	.719	5-41	46	2.3	46-3	23	29	6	13	136	6.8
TOTAL	73-12	901/12.3	126-248	.508	28-74	.378	50-64	.781	23-96	119	1.6	99-3	49	71	9	22	330	4.5



12 Christian Depollar

G, 6-5, 202, Fr.
Montgomery County, MD
(USAFA Prep/St. Stephens & St. Agnes)

- Attended USAFA prep school in 2019-20 and played on the basketball team .
- All-state, all-league and team MVP at St. Stephens & St. Agnes.
- Helped lead St. Stephens & St. Agnes to state and league championship ... high school basketball coach was Mike Jones ... played AAU ball for the DC Blue Devils, coached by Brian Inge ... was part of the nation's #1 ranked AAU team in 2018.

2020-21 Game-by-Game

Opponent	G-S	FG	3FG	FT	O-D	Rb	F	Pts	A	T	B	S	Mn
CSUN				DNP									
Seattle				DNP									
Lamar				DNP									
Drake				DNP									
Nevada				DNP									
Nevada				DNP									
Utah St.				DNP									
Utah St.				DNP									
Boise St.				DNP									
Boise St.				DNP									
Wyoming				DNP									
Wyoming				DNP									
San Diego St.				DNP									
San Diego St.				DNP									
San Jose St.				DNP									
San Jose St.				DNP									
UNLV				DNP									
UNLV				DNP									
Fresno St.				DNP									
Fresno St.				DNP									
New Mexico													
New Mexico													
Colorado St.													
Colorado St.													
MW													

Season Highs

Points.....
Rebs.....
Assists.....
FGM.....
3FGM.....
FTM.....
Blk.....
Steals.....

Career Highs



15 Abe Kinrade

F, 6-7, 200, Jr.
Maquoketa, IA
(USAFA Prep/Maquoketa)

- Returned to lineup vs. UNLV after missing 5 games to injury. Scored 5 pts and had two rebounds in 15 mins.
- 4.5 ppg ang 19.5 minutes per game in Fresno St. series.
- Has missed 7 games to injury.
- Career-high 15 pts in 19 mins against Drake. 5-of-7 from field and 4-of-6 from the line.
- One rebound in 5 mins against Lamar.
- Appeared in both games at Vegas bubble in reserve.
- One rebound in seven minutes vs. CSUN.
- four points and one assist in 16 minutes vs. Seattle.

2020-21 Game-by-Game

Opponent	G-S	FG	3FG	FT	O-D	Rb	F	Pts	A	T	B	S	Mn
CSUN	1-0	0-3	0-1	0-0	0-1	1	2	0	0	2	0	0	7
Seattle	1-0	1-2	0-1	2-2	0-0	0	0	4	1	0	0	0	16
Lamar	1-0	0-1	0-1	0-0	0-1	1	1	0	0	0	0	0	5
Drake	1-0	5-7	1-2	4-6	2-0	2	0	15	1	1	0	0	19
Nevada	1-0	0-0	0-0	1-2	0-1	1	0	1	1	1	0	0	4
Nevada	1-0	0-2	0-1	3-4	0-1	1	4	3	0	1	0	0	19
Utah St.	1-0	2-5	2-5	0-0	1-2	3	0	6	0	0	1	0	12
Utah St.	1-0	1-3	0-2	0-0	0-1	1	3	2	1	2	0	0	11
Boise St.													
Boise St.													
Boise St.													
Wyoming	1-0	0-1	0-0	0-0	0-0	0	0	0	0	0	0	0	1
Wyoming													
San Diego St.													
San Diego St.													
San Jose St.													
San Jose St.													
UNLV	1-0	2-4	1-3	0-0	1-1	2	2	5	2	1	0	0	15
UNLV	1-0	1-7	0-4	0-0	0-3	3	0	2	2	1	0	1	20
Fresno St.	1-0	1-3	1-3	1-2	0-4	4	5	4	1	1	0	0	19
Fresno St.	1-0	1-3	1-2	0-0	0-1	1	4	3	1	1	0	2	20
New Mexico													
New Mexico													
Colorado St.													
Colorado St.													
MW													

Season Highs

Points..... 15 vs. Drake 12-13
Rebs..... 4 vs. Fresno St. 2-11
Assists..... 2 twice
FGM..... 5 vs. Drake 12-13
3FGM..... 2 vs. Utah State 12-31
FTM..... 4 vs. Drake 12-13
Blk..... 1 vs. Utah State 12-31
Steals..... 1 vs. UNLV 2-8

Career Highs

15 vs. Drake 12-13-20
7 vs. Loyola Marymount 11-21-19
2, 3x
5 vs. Drake 12-13-20
2 vs. Utah State 12-31-20
5 vs. Idaho State 11-7-19
1, 4x
2, 3x

Depollar Career Statistics

Year	GP-GS	Min-Avg	FG-A	Pct	3F-A	Pct	FT-A	Pct	Off-Def	Tot	Avg	PF-FO	A	TO	B	St	Pts	Avg
2020-21																		

Kinrade Career Statistics

Year	GP-GS	Min-Avg	FG-A	Pct	3F-A	Pct	FT-A	Pct	Off-Def	Tot	Avg	PF-FO	A	TO	B	St	Pts	Avg
2018-19	19-0	65/3.4	8-18	.444	2-4	.500	6-7	.857	4-14	18	0.9	5-0	1	1	1	1	24	1.3
2019-20	27-2	181/6.7	20-37	.541	4-14	.286	19-21	.905	14-16	30	1.1	25-0	8	9	2	5	63	2.3
2020-21	13-0	168/12.9	14-41	.341	6-25	.240	11-16	.688	4-16	20	1.5	21-1	10	11	1	3	45	3.5
TOTAL	59-2	414/7.0	42-96	.438	12-43	.279	36-44	.818	22-46	68	1.2	51-1	19	21	4	9	132	2.2



21 Nick René

G, 6-0, 175, Jr.
Garland, TX
(Lakeview Centennial)

- Logged two minutes in reserve against Drake, pulling down a rebound.
- Did not appear in any games in 2019-20.
- Played in four games a freshman.

2020-21 Game-by-Game

Opponent	G-S	FG	3FG	FT	O-D	Rb	F	Pts	A	T	B	S	Mn
CSUN					DNP								
Seattle					DNP								
Lamar					DNP								
Drake	1-0	0-0	0-0	0-0	0-1	1	0	0	0	0	0	0	2
Nevada					DNP								
Nevada					DNP								
Utah St.					DNP								
Utah St.					DNP								
Boise St.					DNP								
Boise St.					DNP								
Wyoming					DNP								
Wyoming	1-0	0-1	0-0	0-0	0-0	0	0	0	0	0	0	0	1
San Diego St.					DNP								
San Diego St.					DNP								
San Jose St.					DNP								
San Jose St.					DNP								
UNLV					DNP								
UNLV					DNP								
Fresno St.					DNP								
Fresno St.					DNP								
New Mexico					DNP								
New Mexico					DNP								
Colorado St.					DNP								
Colorado St.					DNP								
MW													

Season Highs

Points.....
Rebs..... 1 vs. Drake 12-13
Assists..... -
FGM..... -
3FGM..... -
FTM..... -
Blk..... -
Steals..... -

Career Highs

2 vs. JWU 11-6
1 vs. Colorado 11-24
1 vs. JWU 11-6



22 Nikc Jackson

F, 6-8, 195, So.
Scottsdale, AZ
(USFA Prep/Rancho Solano)

- Third on team in scoring at 8.8 ppg and leads team with 3.6 rpg and 14 blocked shots.
- 12th in MW with 0.72 blocks per game.
- Averaging 9.4 ppg and .550 from field in MW games.
- 18 pts in 18 mins & career-high 3 three's in G2 vs. UNLV.
- 14 pts and 4 assists in game 2 vs. JSJU.
- 17 pts in last game vs. SDSU. Averaged 13.0 ppg in the series.
- Career-high 19 pts to go with 6 reb and 2 blocks vs. Wyoming.
- 9.5 ppg and 4.5 rpg in Utah State series.
- 11 pts, 4 reb and 3 assists in game one vs. Utah State.
- 8 pts, 5 reb and 2 blocks in game two vs. Utah State.
- 12 points and 7 rebounds with 4 assists -- all career-high's vs. CSUN.

2020-21 Game-by-Game

Opponent	G-S	FG	3FG	FT	O-D	Rb	F	Pts	A	T	B	S	Mn
CSUN	1-1	4-12	2-4	2-6	1-6	7	4	12	4	1	0	0	30
Seattle	1-1	4-8	1-3	0-0	2-4	6	4	9	1	4	0	1	25
Lamar	1-1	0-2	0-1	0-2	0-1	1	3	0	0	4	2	1	20
Drake	1-1	1-3	0-1	1-2	0-2	2	4	3	0	2	0	0	16
Nevada	1-1	2-4	0-1	1-6	2-4	6	5	5	1	2	1	2	22
Nevada	1-1	3-3	1-1	0-0	1-4	5	5	7	4	3	0	4	21
Utah St.	1-1	5-8	0-1	1-2	1-3	4	3	11	3	4	0	0	23
Utah St.	1-1	2-6	0-2	4-4	1-4	5	4	8	2	3	2	1	19
Boise St.	1-1	3-7	0-2	2-4	1-4	5	4	8	2	4	0	0	26
Boise St.	1-1	0-2	0-1	2-2	0-3	3	5	2	2	1	0	0	21
Wyoming	1-1	2-7	1-3	0-0	0-2	2	2	5	1	1	1	0	17
Wyoming	1-1	8-11	1-3	2-4	0-6	6	3	19	2	2	2	0	29
San Diego St.	1-1	3-4	1-2	2-3	0-1	1	5	9	0	5	1	1	19
San Diego St.	1-1	7-11	1-3	2-4	1-1	2	5	17	1	3	1	2	24
San Jose St.	1-1	1-2	0-0	0-0	3-3	6	4	2	1	0	1	1	25
San Jose St.	1-1	7-14	0-2	0-0	0-2	2	4	14	4	3	2	0	31
UNLV	1-1	2-6	2-4	0-0	0-3	3	2	6	1	1	0	0	21
UNLV	1-1	7-12	3-5	1-1	0-1	1	4	18	2	0	0	0	18
Fresno St.	1-1	3-5	1-1	0-0	0-2	2	5	7	0	3	0	0	20
Fresno St.	1-1	5-7	0-1	3-4	1-1	2	5	13	1	0	1	2	20
New Mexico													
New Mexico													
Colorado St.													
Colorado St.													
MW													

Season Highs

Points..... 19 vs. Wyoming 1-18
Rebs..... 7 vs. CSUN 11-28
Assists..... 4, 3x
FGM..... 8 vs. Wyoming 1-18
3FGM..... 3 vs. UNLV 2-8
FTM..... 4 vs. Utah State 1-2
Blk..... 2, 4x
Steals..... 4 vs. Nevada 12-20

Career Highs


19 vs. Wyoming 1-18-21
7 vs. CSUN 11-28-20
4, 3x
8 vs. Wyoming 1-18-21
3 vs. UNLV 2-8-21
4 vs. Utah State 1-2-21
2, 4x
4 vs. Nevada 12-20-20

René Career Statistics

Year	GP-GS	Min-Avg	FG-A	Pct	3F-A	Pct	FT-A	Pct	Off-Def	Tot	Avg	PF-FO	A	TO	B	St	Pts	Avg
2018-19	4-0	10/2.5	1-4	.250	0-2	.000	0-0	.000	1-0	1	0.3	0-0	0	1	0	0	2	0.5
2020-21	2-0	3/1.5	0-1	.000	0-0	.000	0-0	.000	0-1	1	0.5	0-0	0	0	0	0	0	0.0
TOTAL	6-0	12/2.0	1-5	.200	0-2	.000	0-0	.000	1-1	2	0.3	0-0	0	1	0	0	2	0.3

Jackson Career Statistics

Year	GP-GS	Min-Avg	FG-A	Pct	3F-A	Pct	FT-A	Pct	Off-Def	Tot	Avg	PF-FO	A	TO	B	St	Pts	Avg
2019-20	10-0	28/2.8	4-8	.500	1-2	.500	5-10	.500	4-4	8	0.8	4-0	1	1	0	2	14	1.4
2020-21	20-20	450/22.5	69-134	.515	14-41	.341	23-44	.523	14-57	71	3.6	80-7	32	46	14	15	175	8.8
TOTAL	30-20	479/16.0	73-143	.510	15-43	.349	28-54	.519	18-61	79	2.6	85-7	33	47	14	17	189	6.3



24 Mason Taylor

F, 6-4, 185, Fr.
Grandview, Mo
(USAFA Prep/Grandview)

- Has played in 17 games in reserve.
- Season high's of 8 pts and 22 mins against San Diego State.
- 14 mins against Wyoming with two assists.
- 2 pts in 9 mins with one assist against Lamar.
- 5 pts in 5 mins vs. CSUN.
- Had one assist in 5 mins vs. Seattle.
- Was leading freshman scorer last season at 2.8 ppg.

2020-21 Game-by-Game

Opponent	G-S	FG	3FG	FT	O-D	Rb	F	Pts	A	T	B	S	Mn
CSUN	1-0	2-2	1-1	0-0	0-0	0	0	5	0	0	0	0	5
Seattle	1-0	0-0	0-0	0-0	0-0	0	0	0	1	1	0	0	5
Lamar	1-0	1-1	0-0	0-0	0-1	1	0	2	1	1	0	0	9
Drake	1-0	0-2	0-1	0-0	0-0	0	0	0	0	1	0	0	9
Nevada	1-0	1-2	1-1	0-0	1-2	3	0	3	0	1	0	0	10
Nevada	1-0	0-4	0-2	0-0	0-1	1	0	0	0	0	0	0	9
Utah St.	1-0	0-1	0-1	0-0	0-1	1	0	0	0	1	0	0	11
Utah St.	1-0	0-1	0-0	1-2	0-0	0	0	1	0	0	0	0	9
Boise St.	1-0	0-1	0-1	0-0	0-1	1	1	0	1	0	0	0	9
Boise St.	1-0	0-0	0-0	0-0	0-1	1	0	0	0	0	0	0	1
Wyoming	1-0	0-0	0-0	0-0	0-0	0	0	0	0	0	0	1	4
Wyoming	1-0	1-3	0-2	0-1	0-1	1	0	2	2	1	0	0	14
San Diego St.	1-0	3-4	2-3	0-1	0-1	1	1	8	0	1	0	0	22
San Diego St.	1-0	2-2	2-2	0-0	0-1	1	1	6	0	0	0	0	7
San Jose St.	1-0	0-1	0-1	0-0	1-0	1	0	0	0	0	0	0	3
San Jose St.	1-0	0-2	0-2	0-0	0-1	1	1	0	0	0	0	0	4
UNLV													
UNLV													
Fresno St.													
Fresno St.	1-0	0-0	0-0	0-0	0-0	0	0	0	0	1	0	0	2
New Mexico													
New Mexico													
Colorado St.													
Colorado St.													
MW													

Season Highs

Points..... 8 vs. San Diego St. 1-22
Rebs..... 3 vs. Nevada 12-20
Assists..... 2 vs. Wyoming 1-18
FGM..... 2 vs. CSUN 11-28
3FGM..... 2 vs. San Diego St. 1-22
FTM..... 1 vs. Utah State 1-2
Blk.....
Steals..... 1 vs. Wyoming 1-16

Career Highs

13 vs. Wyoming 12-4
 3 vs. Nevada 12-20-20
 3 twice
 5 vs. Wyoming 12-4
 3 vs. Wyoming 12-4
 2 twice
 2 vs. Utah State 1-21



30 Camden Vander Zwaag

G, 6-4, 200, So.
Johnston, IA
(USAFA Prep/Johnston)

- Made season debut vs. UNLV, playing 15 mins. Scored one point and had three rebounds.
- First-career three and blocked shot, to go with 2 rebounds and an assist in 12 mins of game two vs. UNLV.
- Career-high 8 pts and a pair of three's against Fresno St.
- Averaged 19.5 mpg vs. Fresno St.
- Played in nine games as a freshman.
- Averaged 1.0 ppg and 1.2 rpg.
- Career-high 4 pts and 4 reb in 13 mins vs. JWU.
- Made collegiate debut with two minutes against Loyola Marymount.

2020-21 Game-by-Game

Opponent	G-S	FG	3FG	FT	O-D	Rb	F	Pts	A	T	B	S	Mn
CSUN													DNP
Seattle													DNP
Lamar													DNP
Drake													DNP
Nevada													DNP
Nevada													DNP
Utah St.													DNP
Utah St.													DNP
Boise St.													DNP
Boise St.													DNP
Wyoming													DNP
Wyoming													DNP
San Diego St.													DNP
San Diego St.													DNP
San Jose St.													DNP
San Jose St.													DNP
UNLV	1-0	0-1	0-1	1-2	0-3	3	3	1	0	0	0	0	15
UNLV	1-0	1-2	1-2	0-0	1-1	2	2	3	1	2	1	1	11
Fresno St.	1-0	0-3	0-3	0-0	0-0	0	3	0	3	1	0	0	22
Fresno St.	1-0	3-5	2-3	0-0	1-1	2	2	8	1	1	1	0	17
New Mexico													
New Mexico													
Colorado St.													
Colorado St.													
MW													

Season Highs

Points..... 8 vs. Fresno St. 2-13
Rebs..... 3 vs. UNLV 2-6
Assists..... 3 vs. Fresno St. 2-11
FGM..... 3 vs. Fresno St. 2-13
3FGM..... 2 vs. Fresno St. 2-13
FTM..... 1 vs. UNLV 2-6
Blk..... 1 twice
Steals..... 1 vs. UNLV 2-8

Career Highs

8 vs. Fresno St. 2-13-21
 4 vs. JWU 12-17
 3 vs. Fresno St. 2-11-21
 3 vs. Fresno St. 2-13-21
 2 vs. Fresno St. 2-13-21
 1 twice
 1 twice
 1 twice

Taylor Career Statistics

Year	GP-GS	Min-Avg	FG-A	Pct	3F-A	Pct	FT-A	Pct	Off-Def	Tot	Avg	PF-FO	A	TO	B	St	Pts	Avg
2019-20	23-0	203/8.8	24-45	.533	11-25	.440	6-10	.600	0-18	18	0.8	11-0	12	18	0	5	65	2.8
2020-21	17-0	134/7.9	10-26	.385	6-17	.353	1-4	.250	2-11	13	0.8	5-0	5	8	0	1	27	1.6
TOTAL	40-0	337/8.4	34-71	.479	17-42	.405	7-14	.500	2-29	31	0.8	16-0	17	26	0	6	92	2.3

Vander Zwaag Career Statistics

Year	GP-GS	Min-Avg	FG-A	Pct	3F-A	Pct	FT-A	Pct	Off-Def	Tot	Avg	PF-FO	A	TO	B	St	Pts	Avg
2019-20	9-0	31/3.4	4-6	.667	0-2	.000	1-2	.500	2-9	11	1.2	1-0	1	0	0	1	9	1.0
2020-21	4-0	66/16.4	4-11	.364	3-9	.333	1-2	.500	2-5	7	1.8	10-0	5	4	2	1	12	3.0
TOTAL	13-0	97/7.4	8-17	.471	3-11	.273	2-4	.500	4-14	18	1.4	11-0	6	4	2	2	21	1.6



31 CJ Haut
 F, 6-8, 200, So.
 Monroe, MI
 (USFA Prep/St. Mary's Catholic Central)

- Has appeared in seven games.
- Career-high's of 4 pts and 11 minutes against San Diego St.
- First-career basket on putback against Wyoming.
- Played in both Utah State games.
- Debut against Drake with one rebound in two minutes.
- Did not appear in any games as a freshman.
- First team Michigan All-State and Detroit Press All-Metro as a senior at St. Mary's Catholic Central.

2020-21 Game-by-Game

Opponent	G-S	FG	3FG	FT	O-D	Rb	F	Pts	A	T	B	S	Mn
CSUN					DNP								
Seattle					DNP								
Lamar					DNP								
Drake	1-0	0-0	0-0	0-0	0-1	1	0	0	0	0	0	0	2
Nevada					DNP								
Nevada					DNP								
Utah St.	1-0	0-0	0-0	0-0	0-0	0	1	0	0	1	0	0	3
Utah St.	1-0	0-1	0-0	0-0	0-0	0	0	0	0	0	0	0	2
Boise St.	1-0	0-0	0-0	0-0	0-0	0	0	0	0	0	0	0	2
Boise St.					DNP								
Wyoming					DNP								
Wyoming	1-0	1-1	0-0	0-0	1-0	1	0	2	0	0	0	0	2
San Diego St.	1-0	2-3	0-0	0-0	0-1	1	0	4	1	0	0	0	11
San Diego St.	1-0	0-0	0-0	1-2	0-0	0	1	1	0	1	0	0	2
San Jose St.					DNP								
San Jose St.					DNP								
UNLV					DNP								
UNLV					DNP								
Fresno St.					DNP								
Fresno St.					DNP								
New Mexico													
New Mexico													
Colorado St.													
Colorado St.													
MW													

Season Highs

Points..... 4 vs. San Diego St. 1-22
 Rebs..... 1, 3x
 Assists..... 1 vs. San Diego St. 1-22
 FGM..... 2 vs. San Diego St. 1-22
 3FGM.....
 FTM.....
 Blk.....
 Steals.....

Career Highs



32 Simon Banks
 G, 6-1, 185, So.
 Indianapolis, IN
 (Brebeuf Jesuit Prep)

- Did not appear in any games as a freshman.
- Two time Indiana Class 3A All-State.
- Two-time all-state in football, playing five different positions.

2020-21 Game-by-Game

Opponent	G-S	FG	3FG	FT	O-D	Rb	F	Pts	A	T	B	S	Mn
CSUN					DNP								
Seattle					DNP								
Lamar					DNP								
Drake					DNP								
Nevada					DNP								
Nevada					DNP								
Utah St.					DNP								
Utah St.					DNP								
Boise St.					DNP								
Boise St.					DNP								
Wyoming					DNP								
Wyoming					DNP								
San Diego St.					DNP								
San Diego St.					DNP								
San Jose St.					DNP								
San Jose St.					DNP								
UNLV					DNP								
UNLV					DNP								
Fresno St.					DNP								
Fresno St.					DNP								
New Mexico													
New Mexico													
Colorado St.													
Colorado St.													
MW													

Season Highs

Points.....
 Rebs.....
 Assists.....
 FGM.....
 3FGM.....
 FTM.....
 Blk.....
 Steals.....


Career Highs

Haut Career Statistics

Year	GP-GS	Min-Avg	FG-A	Pct	3F-A	Pct	FT-A	Pct	Off-Def	Tot	Avg	PF-FO	A	TO	B	St	Pts	Avg
2020-21	7-0	23/3.3	3-5	.600	0-0	.000	1-2	.500	1-2	3	0.4	3-0	1	2	0	1	7	1.0

Banks Career Statistics

Year	GP-GS	Min-Avg	FG-A	Pct	3F-A	Pct	FT-A	Pct	Off-Def	Tot	Avg	PF-FO	A	TO	B	St	Pts	Avg
2020-21																		



33 Derek Dickenscheidt

G/F, 6-6, 190, Fr.
Katy, TX

(USAFA Prep/Cinco Ranch)

- Made debut in second game of Utah State series with one minute off the bench.

- Two-time all-district.
- HABCA All-Star Team.
- Academic all-state and all-academic all four years .
- Played AAU ball for the Katy Shooting Stars, coached by Stephon Leary.


2020-21 Game-by-Game

Opponent	G-S	FG	3FG	FT	O-D	Rb	F	Pts	A	T	B	S	Mn
CSUN					DNP								
Seattle					DNP								
Lamar					DNP								
Drake					DNP								
Nevada					DNP								
Nevada					DNP								
Utah St.					DNP								
Utah St.	1-0	0-0	0-0	0-0	0-0	0	0	0	0	0	0	0	1
Boise St.	1-0	0-0	0-0	0-0	0-0	0	0	0	0	0	0	0	1
Boise St.					DNP								
Wyoming					DNP								
Wyoming					DNP								
San Diego St.					DNP								
San Diego St.					DNP								
San Jose St.					DNP								
San Jose St.					DNP								
UNLV					DNP								
UNLV					DNP								
Fresno St.					DNP								
Fresno St.					DNP								
New Mexico													
New Mexico													
Colorado St.													
Colorado St.													
MW													

Season Highs

Points.....
Rebs.....
Assists.....
FGM.....
3FGM.....
FTM.....
Blk.....
Steals.....

Career Highs



34 Kyle Brown

G, 6-2, 185, Fr.
La Cañada, CA

(La Cañada)

- Averaged 24 points and seven rebounds per game as a senior .
- Rio Hondo League MVP as a senior and first-team as a junior.
- Career-high 43 point game.

2020-21 Game-by-Game

Opponent	G-S	FG	3FG	FT	O-D	Rb	F	Pts	A	T	B	S	Mn
CSUN					DNP								
Seattle					DNP								
Lamar					DNP								
Drake					DNP								
Nevada					DNP								
Nevada					DNP								
Utah St.					DNP								
Utah St.					DNP								
Boise St.					DNP								
Boise St.					DNP								
Wyoming					DNP								
Wyoming					DNP								
San Diego St.					DNP								
San Diego St.					DNP								
San Jose St.					DNP								
San Jose St.					DNP								
UNLV					DNP								
UNLV					DNP								
Fresno St.					DNP								
Fresno St.					DNP								
New Mexico													
New Mexico													
Colorado St.													
Colorado St.													
MW													

Season Highs

Points.....
Rebs.....
Assists.....
FGM.....
3FGM.....
FTM.....
Blk.....
Steals.....

Career Highs

Dickenscheidt Career Statistics

Year	GP-GS	Min-Avg	FG-A	Pct	3F-A	Pct	FT-A	Pct	Off-Def	Tot	Avg	PF-FO	A	TO	B	St	Pts	Avg
2020-21	2-0	2-1.0	0-0	.000	0-0	.000	0-0	.000	0-0	0	0.0	0-0	0	0	0	0	0	0.0

Brown Career Statistics

Year	GP-GS	Min-Avg	FG-A	Pct	3F-A	Pct	FT-A	Pct	Off-Def	Tot	Avg	PF-FO	A	TO	B	St	Pts	Avg
2020-21																		



42 Tucker Nooe
 F, 6-8, 208, Fr.
 The Woodlands, TX
 (The Woodlands Christian Academy)

- First-team all-state, first-team all-state tournament, first-team all-district as a senior, avering 13 ppg, 10 rpg and 2.5 bpg
- Played AAU ball for Houston Flight, coached by Samuel Milledge, averaging 12.5 ppg, 11 rpg and 4 bpg.


2020-21 Game-by-Game

Opponent	G-S	FG	3FG	FT	O-D	Rb	F	Pts	A	T	B	S	Mn
CSUN					DNP								
Seattle					DNP								
Lamar					DNP								
Drake					DNP								
Nevada					DNP								
Nevada					DNP								
Utah St.					DNP								
Utah St.					DNP								
Boise St.					DNP								
Boise St.					DNP								
Wyoming					DNP								
Wyoming					DNP								
San Diego St.					DNP								
San Diego St.					DNP								
San Jose St.					DNP								
San Jose St.					DNP								
UNLV					DNP								
UNLV					DNP								
Fresno St.					DNP								
Fresno St.					DNP								
New Mexico													
New Mexico													
Colorado St.													
Colorado St.													
MW													

Season Highs

- Points.....
- Rebs.....
- Assists.....
- FGM.....
- 3FGM.....
- FTM.....
- Blk.....
- Steals.....

Career Highs



44 Keaton Van Soelen
 F, 6-7, 190, Sr.
 Waukee, IA
 (Des Moines Christian)

- Team co-captain.
- Air Force's most veteran player with 110 career games played.
- 51 career blocked shots is 8th all-time at Air Force.
- 4th on team in scoring at 7.2 ppg and second in assists and blocks.
- 10th in MW averaging 31.6 minutes per game.
- Tied season-high with 15 pts and season high 6 rebs's. Boise State.
- 6, pts, 5 reb, career-high 6 assists, a block and steal in 36 mins in win v Nevada.
- 15 pts against Lamar was one shy of career high. Tied career-high with five assists. Added 5 rebounds, a blocked shot and 2 steals in 35 mins. Went 5-7 from field and 3-4 from three-point range.
- Scored nine points to go with four rebounds, 4 assists and 2 blocks vs. CSUN. Played a career-high 40 mins vs. CSUN.

2020-21 Game-by-Game

Opponent	G-S	FG	3FG	FT	O-D	Rb	F	Pts	A	T	B	S	Mn
CSUN	1-1	3-5	1-3	2-2	1-3	4	2	9	4	2	2	0	40
Seattle	1-1	4-8	0-2	1-2	1-3	4	5	9	1	2	0	1	36
Lamar	1-1	5-7	3-4	2-2	1-4	5	0	15	5	4	1	2	39
Drake	1-1	2-4	1-1	1-2	0-4	4	0	6	0	0	0	4	40
Nevada	1-1	2-5	0-2	5-6	1-2	3	2	9	4	3	0	3	39
Nevada	1-1	2-6	0-3	2-2	1-4	5	3	6	6	0	1	1	36
Utah St.	1-1	2-3	1-2	1-2	0-1	1	2	6	1	7	1	0	28
Utah St.	1-1	2-2	0-0	0-0	0-2	2	1	4	2	2	1	0	35
Boise St.	1-1	5-8	3-5	2-2	0-6	6	3	15	3	3	0	2	36
Boise St.	1-1	1-5	0-2	1-1	0-2	2	4	3	1	0	1	0	30
Wyoming	1-1	5-10	1-5	2-3	1-1	2	2	13	3	3	1	2	35
Wyoming	1-1	2-3	0-1	3-6	0-1	1	3	7	1	1	1	0	24
San Diego St.	1-1	0-0	0-0	0-0	0-0	0	5	0	0	1	0	0	12
San Diego St.	1-1	1-6	0-4	2-2	0-1	1	2	4	2	1	0	1	33
San Jose St.	1-0	3-5	0-1	2-4	0-4	4	0	8	0	3	2	2	29
San Jose St.	1-0	1-2	0-0	1-2	0-3	3	1	3	2	0	0	1	27
UNLV	1-0	2-5	1-2	0-1	0-3	3	0	5	2	2	1	1	25
UNLV	1-0	2-4	1-1	2-2	0-4	4	2	7	1	0	0	0	24
Fresno St.	1-0	1-2	1-2	0-0	0-3	3	1	3	1	2	1	1	24
Fresno St.	1-1	1-3	0-1	6-8	1-5	6	1	8	1	1	1	2	34
New Mexico													
New Mexico													
Colorado St.													
Colorado St.													
MW													

Season Highs

- Points..... 15 twice
- Rebs..... 6 vs. Boise State 1-6
- Assists..... 5 vs. Lamar 12-5
- FGM..... 5 twice
- 3FGM..... 3 vs. Lamar 12-5
- FTM..... 6 vs. Fresno St. 2-13
- Blk..... 2 vs. CSUN 11-28
- Steals..... 4 vs. Drake 12-13

Career Highs

- 16 vs. Utah State 1-5-19
- 9, 3x
- 5 twice
- 6 vs. Utah State 1-5-19
- 4 vs. Utah State 1-5-19
- 6 vs. Fresno St. 2-13-21
- 3 vs. JWU 12-17-19
- 4 vs. Drake 12-13-20

Nooe Career Statistics

Year	GP-GS	Min-Avg	FG-A	Pct	3F-A	Pct	FT-A	Pct	Off-Def	Tot	Avg	PF-FO	A	TO	B	St	Pts	Avg
2020-21																		

Van Soelen Career Statistics

Year	GP-GS	Min-Avg	FG-A	Pct	3F-A	Pct	FT-A	Pct	Off-Def	Tot	Avg	PF-FO	A	TO	B	St	Pts	Avg
2017-18	28-11	513/18.4	37-90	.411	6-36	.167	20-30	.667	29-50	79	2.8	30-0	32	21	11	12	100	3.6
2018-19	32-20	676/21.1	50-114	.439	10-37	.270	22-32	.688	30-67	97	3.0	49-0	28	24	11	17	132	4.1
2019-20	30-9	460/15.3	32-72	.444	6-18	.333	34-49	.694	27-67	94	3.1	55-2	25	18	15	4	104	3.5
2020-21	20-15	626/31.3	46-93	.495	13-41	.317	35-49	.714	7-56	63	3.2	39-2	40	37	14	23	140	7.0
TOTAL	110-55	2278/20.7	165-369	.447	35-132	.265	111-160	.694	93-240	333	3.0	174-4	125	100	51	56	476	4.3

2020-21 Air Force Men's Basketball
Air Force Combined Team Statistics (as of Feb 13, 2021)
All games

Overall record: 4-16 Conf: 2-14 Home: 2-7 Away: 1-6 Neutral: 1-3

#	Player	gp-gs	min	Total			3-Point		F-Throw		Rebounds				pf	dq	a	to	blk	stl	pts	avg		
				avg	fg-fga	fg%	3fg-fga	3fg%	ft-fga	ft%	off	def	tot	avg										
10	AJ Walker	20-20	734	36.7	110-228	.482	45-106	.425	40-51	.784	8	56	64	3.2	44	0	53	42	3	35	305	15.3		
05	Chris Joyce	20-20	662	33.1	75-172	.436	31-87	.356	34-44	.773	11	41	52	2.6	31	0	38	44	2	20	215	10.8		
22	Nikc Jackson	20-20	447	22.4	69-134	.515	14-41	.341	23-44	.523	14	57	71	3.6	80	7	32	46	14	15	175	8.8		
44	Keaton Van Soelen	20-15	627	31.4	46-93	.495	13-41	.317	35-49	.714	7	56	63	3.2	39	2	40	37	14	23	140	7.0		
11	Ameka Akaya	20-8	426	21.3	49-111	.441	15-47	.319	23-32	.719	5	41	46	2.3	46	3	23	29	6	13	136	6.8		
02	Glen McClintock	20-17	595	29.8	35-87	.402	17-48	.354	20-27	.741	11	54	65	3.3	38	1	36	35	0	18	107	5.4		
15	Abe Kinrade	13-0	168	12.9	14-41	.341	6-25	.240	11-16	.688	4	16	20	1.5	21	1	10	11	1	3	45	3.5		
04	Carter Murphy	3-0	31	10.3	3-4	.750	2-3	.667	2-2	1.000	1	2	3	1.0	5	0	0	2	0	2	10	3.3		
30	Camden Vander Zwaag	4-0	65	16.3	4-11	.364	3-9	.333	1-2	.500	2	5	7	1.8	10	0	5	4	2	1	12	3.0		
24	Mason Taylor	17-0	133	7.8	10-26	.385	6-17	.353	1-4	.250	2	11	13	0.8	5	0	5	8	0	1	27	1.6		
00	Joseph Octave	11-0	71	6.5	5-13	.385	0-6	.000	7-10	.700	3	7	10	0.9	6	0	5	3	1	2	17	1.5		
31	CJ Haut	7-0	24	3.4	3-5	.600	0-0	.000	1-2	.500	1	2	3	0.4	3	0	1	2	0	1	7	1.0		
21	Nick Rene	2-0	3	1.5	0-1	.000	0-0	.000	0-0	.000	0	1	1	0.5	0	0	0	0	0	0	0	0.0		
01	Solomon Pierre-Louis	3-0	6	2.0	0-1	.000	0-1	.000	0-0	.000	1	1	2	0.7	0	0	0	0	0	0	0	0.0		
33	Derek Dickenscheidt	2-0	2	1.0	0-0	.000	0-0	.000	0-0	.000	0	0	0	0.0	0	0	0	0	0	0	0	0.0		
03	Logan Morrissey	2-0	6	3.0	0-0	.000	0-0	.000	0-0	.000	0	0	0	0.0	0	0	0	0	0	0	0	0.0		
Team											13	35	48											
Total.....		20	4000		423-927	.456	152-431	.353	198-283	.700	83	385	468	23.4	328	14	248	289	43	134	1196	59.8		
Opponents.....		20	4000		525-1058	.496	164-434	.378	230-341	.674	207	471	678	33.9	339	-	288	261	41	125	1444	72.2		

TEAM STATISTICS	USAF	OPP	Date	Opponent	Score	Att.
SCORING	1196	1444	11/28/20	vs CSUN	w 66-61	0
Points per game	59.8	72.2	11/29/20	vs Seattle U	L 45-63	0
Scoring margin	-12.4	-	12/05/20	LAMAR UNIVERSITY	w 59-44	0
FIELD GOALS-ATT	423-927	525-1058	12/13/20	at Drake	L 53-81	141
Field goal pct	.456	.496	* 12/18/20	at Nevada	L 57-74	50
3 POINT FG-ATT	152-431	164-434	* 12/20/20	at Nevada	w 68-66	50
3-point FG pct	.353	.378	* 12/31/20	UTAH ST.	L 48-83	0
3-pt FG made per game	7.6	8.2	* 01/02/21	UTAH ST.	L 53-72	0
FREE THROWS-ATT	198-283	230-341	* 01/06/21	at Boise St.	L 59-78	0
Free throw pct	.700	.674	* 01/08/21	at Boise St.	L 69-80	0
F-Throws made per game	9.9	11.5	* 01/16/21	WYOMING	w 72-69	0
REBOUNDS	468	678	* 01/18/21	WYOMING	L 58-77	0
Rebounds per game	23.4	33.9	* 01/22/21	SAN DIEGO ST.	L 61-98	0
Rebounding margin	-10.5	-	* 01/24/21	SAN DIEGO ST.	L 59-91	0
ASSISTS	248	288	* 01/28/21	vs San Jose St.	L 58-59	0
Assists per game	12.4	14.4	* 01/30/21	vs San Jose St.	L 62-75	0
TURNOVERS	289	261	* 02/06/21	at UNLV	L 58-68	50
Turnovers per game	14.5	13.1	* 02/08/21	at UNLV	L 64-69	50
Turnover margin	-1.4	-	* 02/11/21	FRESNO ST.	L 63-69	100
Assist/turnover ratio	0.9	1.1	* 02/13/21	FRESNO ST.	L 64-67	100
STEALS	134	125				
Steals per game	6.7	6.3	* = Conference game			
BLOCKS	43	41				
Blocks per game	2.2	2.1				
ATTENDANCE	200	341				
Home games-Avg/Game	9-22	7-49				
Neutral site-Avg/Game	-	4-0				

Score by Periods	1st	2nd	Totals
Air Force	568	628	1196
Opponents	710	734	1444

2020-21 Air Force Men's Basketball
Air Force Combined Team Statistics (as of Feb 13, 2021)
Conference games only

Overall record: 2-14 Conf: 2-14 Home: 1-7 Away: 1-5 Neutral: 0-2

#	Player	gp-gs	min	Total			3-Point		F-Throw		Rebounds			pf	dq	a	to	blk	stl	pts	avg	
				avg	fg-fga	fg%	3fg-fga	3fg%	ft-fga	ft%	off	def	tot									avg
10	AJ Walker	16-16	600	37.5	98-192	.510	41-92	.446	32-43	.744	7	38	45	2.8	33	0	43	39	3	29	269	16.8
05	Chris Joyce	16-16	509	31.8	56-134	.418	22-65	.338	18-26	.692	10	31	41	2.6	27	0	32	33	1	15	152	9.5
22	Nikc Jackson	16-16	356	22.3	60-109	.550	11-32	.344	20-34	.588	11	44	55	3.4	65	7	27	35	12	13	151	9.4
11	Ameka Akaya	16-6	354	22.1	44-95	.463	13-40	.325	21-28	.750	5	33	38	2.4	34	2	20	21	6	11	122	7.6
44	Keaton Van Soelen	16-11	472	29.5	32-69	.464	8-31	.258	29-41	.707	4	42	46	2.9	32	1	30	29	11	16	101	6.3
02	Glen McClintock	16-15	485	30.3	28-67	.418	12-34	.353	18-25	.720	10	37	47	2.9	32	1	30	27	0	14	86	5.4
04	Carter Murphy	3-0	31	10.3	3-4	.750	2-3	.667	2-2	1.000	1	2	3	1.0	5	0	0	2	0	2	10	3.3
30	Camden Vander Zwaa	4-0	65	16.3	4-11	.364	3-9	.333	1-2	.500	2	5	7	1.8	10	0	5	4	2	1	12	3.0
15	Abe Kinrade	9-0	121	13.4	8-28	.286	5-20	.250	5-8	.625	2	14	16	1.8	18	1	8	8	1	3	26	2.9
00	Joseph Octave	10-0	69	6.9	5-12	.417	0-5	.000	7-10	.700	3	7	10	1.0	6	0	5	3	1	2	17	1.7
24	Mason Taylor	13-0	105	8.1	7-21	.333	5-15	.333	1-4	.250	2	10	12	0.9	4	0	3	5	0	1	20	1.5
31	CJ Haut	6-0	22	3.7	3-5	.600	0-0	.000	1-2	.500	1	1	2	0.3	2	0	1	2	0	1	7	1.2
01	Solomon Pierre-Louis	3-0	6	2.0	0-1	.000	0-1	.000	0-0	.000	1	1	2	0.7	0	0	0	0	0	0	0	0.0
03	Logan Morrissey	1-0	2	2.0	0-0	.000	0-0	.000	0-0	.000	0	0	0	0.0	0	0	0	0	0	0	0	0.0
33	Derek Dickenscheidt	2-0	2	1.0	0-0	.000	0-0	.000	0-0	.000	0	0	0	0.0	0	0	0	0	0	0	0	0.0
21	Nick Rene	1-0	1	1.0	0-1	.000	0-0	.000	0-0	.000	0	0	0	0.0	0	0	0	0	0	0	0	0.0
Team											8	28	36				23					
Total.....		16	3200		348-749	.465	122-347	.352	155-225	.689	67	293	360	22.5	268	12	204	231	37	108	973	60.8
Opponents.....		16	3200		434-841	.516	135-346	.390	192-287	.669	169	376	545	34.1	276	-	246	215	33	99	1195	74.7

TEAM STATISTICS	USAFA	OPP	Date	Opponent	Score	Att.
SCORING	973	1195	* 12/18/20	at Nevada	L 57-74	50
Points per game	60.8	74.7	* 12/20/20	at Nevada	W 68-66	50
Scoring margin	-13.9	-	* 12/31/20	UTAH ST.	L 48-83	0
FIELD GOALS-ATT	348-749	434-841	* 01/02/21	UTAH ST.	L 53-72	0
Field goal pct	.465	.516	* 01/06/21	at Boise St.	L 59-78	0
3 POINT FG-ATT	122-347	135-346	* 01/08/21	at Boise St.	L 69-80	0
3-point FG pct	.352	.390	* 01/16/21	WYOMING	W 72-69	0
3-pt FG made per game	7.6	8.4	* 01/18/21	WYOMING	L 58-77	0
FREE THROWS-ATT	155-225	192-287	* 01/22/21	SAN DIEGO ST.	L 61-98	0
Free throw pct	.689	.669	* 01/24/21	SAN DIEGO ST.	L 59-91	0
F-Throws made per game	9.7	12.0	* 01/28/21	vs San Jose St.	L 58-59	0
REBOUNDS	360	545	* 01/30/21	vs San Jose St.	L 62-75	0
Rebounds per game	22.5	34.1	* 02/06/21	at UNLV	L 58-68	50
Rebounding margin	-11.6	-	* 02/08/21	at UNLV	L 64-69	50
ASSISTS	204	246	* 02/11/21	FRESNO ST.	L 63-69	100
Assists per game	12.8	15.4	* 02/13/21	FRESNO ST.	L 64-67	100
TURNOVERS	231	215				
Turnovers per game	14.4	13.4				
Turnover margin	-1.0	-				
Assist/turnover ratio	0.9	1.1				
STEALS	108	99				
Steals per game	6.8	6.2				
BLOCKS	37	33				
Blocks per game	2.3	2.1				
ATTENDANCE	200	200				
Home games-Avg/Game	8-25	6-33				
Neutral site-Avg/Game	-	2-0				

* = Conference game

Score by Periods	1st	2nd	Totals
Air Force	453	520	973
Opponents	599	596	1195