

## 2020-2021 SCHEDULE

5-13 (2-10 MW)

HOME 3-4 | AWAY 2-9 | NEUTRAL 0-0

Date	Opponent	Time/Result
11/25	DENVER	L, 56-72
11/28	at Colorado	L, 46-88
12/01	NEBRASKA OMAHA	Canceled
12/16	at Oral Roberts	Canceled
12/16	WESTERN COLORADO	L, 70-77
12/20	at Denver	W, 82-79
12/28	PORTLAND STATE	W, 94-65
12/31	at Utah State*	L, 66-70
01/02	at Utah State*	L, 55-61
01/06	BOISE STATE*	W, 76-52
01/08	BOISE STATE*	L, 49-71
01/16	at Wyoming*	L, 49-55
01/18	at Wyoming*	L, 46-59
01/22	at San Diego State*	L, 54-59
01/24	at San Diego State*	W, 58-55
01/28	SAN JOSE STATE*	Canceled
01/30	SAN JOSE STATE*	Canceled
02/05	UNLV*	L, 49-52
02/07	UNLV*	L, 57-68
02/11	at Fresno State*	L, 58-76
02/13	at Fresno State*	L, 54-62
02/15	NEVADA*	Postponed
02/16	NEVADA*	Postponed
02/19	COLORADO CHRISTIAN	W, 59-32
02/22	NEW MEXICO*	6:00 MT
02/24	NEW MEXICO*	7:30 MT
02/27	COLORADO STATE*	1:00 MT
03/01	COLORADO STATE*	2:30 MT
03/07	MW Tournament (First Round)#	
03/08	MW Tournament (Quarterfinals)#	
03/09	MW Tournament (Semifinals)#	
03/10	MW Tournament (Championship)#	

\*Mountain West contest

#Mountain West Tournament - Las Vegas, NV

All times are local to host site

Home contests are in **BOLD CAPS**

All dates/times are subject to change

AF	H2H	
5-13 (2-10)	W-L	9-2 (6-2)
59.9 (-4.2)	PPG	83.5 (+13.1)
.362	FG%	.453
.281	3PT%	.328
.735	FT%	.724
36.1 (-1.8)	REBOUNDS	37.4 (-2.6)
11.1	ASSISTS	17.1
16.3 (+2.2)	TURNOVERS	13.0 (+4.9)
11.1	STEALS	9.0
W1	STREAK	W2

## GAME 19 & 20: AIR FORCE (5-13, 2-10 MW) vs. NEW MEXICO (9-2, 6-2 MW)

6 p.m. MT, Tuesday, Feb. 23 // 7:30 p.m. MT, Wednesday, Feb. 24 // Clune Arena, USAFA

The Falcons remain at the Academy to host New Mexico in a two-game league series, Tuesday (Feb. 23) and Wednesday (Feb. 24). Tip times are slated for 6 p.m. and 7:30 p.m., respectively.

### THE SERIES AGAINST NEW MEXICO

Air Force and New Mexico will be meeting for the 47th time in program history. The Lobos lead the all-time series, 43-3.

-Two of AF's three wins against New Mexico occurred at USAFA (1992, 2012)

-Air Force snapped a 12-game losing streak to UNM, last season. The Falcons are back into the win column against the Lobos for the first time since 2013

-79 points is the most ever scored by Air Force when playing New Mexico [2/24/20, A, W, 79-66]

-The last time Air Force won was at home in February of 2012, winning 52-47

-93 points is the most scored by New Mexico when playing Air Force (1/18/03 A L, 57-93)

-The series started in 1992; Air Force won by 20 points in the inaugural contest (1/2/92 H W, 61-41)

### LAST TIME THEY MET

Air Force had a career night in the 79-66 win against New Mexico, Monday evening (Feb. 24, 2020) in Dreamstyle Arena. The Falcons secured their sixth Mountain West win for the most single-season league wins since joining Division I basketball in the 1996-97 season. Air Force also held the lead from wire to wire, securing its first-ever victory in "The Pit".

Riley Snyder scored a career-high 34 points for the most scored by a Mountain West player in league action. She knocked down a career-best six three-pointers (6-9 3fg) and shot 67-percent from the field (12-18 fg). She rounded out her stat line with four assists, two steals and two rebounds while shooting perfect from the free throw line (4-4).

Air Force's Kaelin Immel and Emily Conroe led from the front, posting a double-double apiece to help guide the Falcons to victory. Immel scored 14 points while collecting a career-high 10 rebounds, posting a career-high four blocks and dishing out a game-high four assists. It was her first double-double of the season. Conroe, who scored 10 points and snagged a game-high 13 rebounds, notched her fifth double-double of the year. Conroe recorded three assists and the duo snagged two steals each.

Briana Autrey-Thompson was the Falcons' second-leading scorer along with Immel, dropping 14 points with two assists and a rebound. She shot 55-percent from the floor (6-11 fg). Nikki McDonald and Allyah Marlett contributed with four steals and seven rebounds, respectively.

### UP NEXT

Air Force welcomes MW front-runners, Colorado State, to Clune Arena for the final league series of the regular season, February 27 and March 1. CSU sits atop the league with a 14-2 overall record and a 10-2 record in the conference. Tip times are slated for 1 p.m. and 2:30 p.m., respectively.

### A TOUGH GO

Air Force's last three meetings of the regular season are against the top the-three teams in the league. The Falcons came off a series loss to Fresno State (3rd in MW), and will play New Mexico (2nd in MW) and Colorado State (1st in MW) leading up to the conclusion of the regular season.

### LAST TIME OUT

Air Force downed Colorado Christian, 59-32, Friday afternoon (Feb. 19) in Clune Arena. The Falcons improved to 5-13 on the season while the Cougars, who are not charged with a loss due to the exhibition status of the game, remain at 3-12.

Sophomore guard Kamri Heath led the Falcons in scoring with a personal season-high 10-point showing, knocking down 71-percent of shots from the floor (5-7). Heath rounded out her stat line with four rebounds.

Senior forward Kassady Huffman shot perfect on the day, hitting three-of-three from the floor and knocking down a pair of buckets at the charity stripe. She snagged four rebounds on the game. Senior teammate Emily Conroe and freshman Kayla Pilson picked up a game-high six rebounds apiece and combined for six points.

Junior guard Cierra Winters picked off a game-high five steals, helping the Falcons to 17 steals on the game. Winters added eight points to the final tally and a pair of rebounds and assists. She shot 57-percent from the floor. Sophomore forward Nikki McDonald led the squad with three-pointers, knocking down two-of-three attempts from deep.

## QUICK FACTS

### GENERAL INFORMATION

Location: U.S. Air Force Academy, CO  
(Colorado Springs, CO)  
Founded: 1954  
Enrollment: 4,000  
Nickname: Falcons  
Colors: Blue and Silver  
Affiliation: NCAA Division I  
Conference: Mountain West (1999-Present)  
Home Venue: Clune Arena  
Seating Capacity: 5,843  
Superintendent: Lt. Gen. Richard M. Clarke  
Athletic Director: Nate Pine  
Women's Basketball AD/SWA: Shondell Reed  
(719-333-4228)  
Ticketing Office: (719) 472-1895

### HEAD COACH

Head Coach: Chris Gobrecht (41st season, 6th at AF)  
Alma Mater: University of Southern California '77  
Office Phone: (719) 333-0994  
Best Time to Contact Coach: Contact SID  
Air Force Record /Years: 34-135 (.156) / 5  
DI Career Record/Years: 576-608 (.486) / 40

### COACHING STAFF

*Associate Head Coaches:*  
Stacy McIntyre (Kentucky '94), 17th season, 6th at AF  
Erin Mills-Reid (Farleigh Dickinson '05) 12th season, 6th at AF  
*Assistant Coaches:*  
Hillary Carlson (Wyoming '11) 4th season, 2nd at AF  
Caitlyn Sears (Southern Utah '11) 8th season, 2nd at AF  
Capt. Rachel Smith (USAFA '14) 1st season  
*Support Staff*  
Athletic Trainer: Jodi Wotowey  
Director of Basketball Operations: Bria Griffin

### TEAM INFORMATION

2019-20 Overall Record: 10-21  
(4-10 Home / 5-10 Away / 1-1 Neutral)  
2019-20 MW Record (Finish): 7-11 (T-7th)  
Conference Tournament Finish: Quarterfinals  
Starters R/L: 5/0  
Letterwinners R/L: 12/1  
Newcomers: 7 (7 freshmen)  
Team Captains: TBD

### HISTORY

First Year of Basketball: 1976-77  
Overall Record: 469-753 (.381)  
Home: 278-300 (.480)  
Away: 154-400 (.275)  
Neutral: 38-62 (.378)  
Division I: 1996-Present  
Division II: 1976-1996

### ATHLETIC COMMUNICATIONS

Assoc. AD, Communications Director: Troy Garnhart  
Women's Basketball SID: Marcus Rodriguez  
Address: 2169 Field House Drive  
U.S. Air Force Academy, CO 80840  
SID Office Phone: (719) 333-9025  
SID Cell Phone: (719) 237-5079  
Press Row Phone: (719) 333-6006  
E-mail address: marcus.rodriguez@afacademy.af.edu  
Official website: GoAirForceFalcons.com  
Twitter: @AF\_WBB  
Instagram: AF\_WBB  
Facebook: Facebook.com/AirForceWBB

## GAME NOTES

### REJECTED

Air Force senior Kassady Huffman had a career night against UNLV (Feb. 5) as she blocked seven shots, setting Air Force's single-game record for blocked shots in the Division I era. With her first block of the game, Huffman denied her 96th shot, taking the seat as the program's leader in career blocks in the Division I era. Huffman, who now has 108 career blocks, is now tracking Air Force's all-time shot blocks leader, Mary Manning (1981-85), with 122 career blocks.

Huffman's 38 blocks this season ties her freshman season-high (2016-17). With six more blocks, she will become the program's all-time single-season blocks leader, overtaking Kim Kreke's spot with 43 (2008-09).

Huffman leads the Mountain West (29th in the nation) in blocks with 38 rejections this season. She averages 2.1 blocks per game to lead the MW while ranking 39th across the nation. Air Force is third in the league in blocked shots (64).

### SWIPED

Air Force is averaging 11.1 steals per game, leading the MW and ranking 16th in the NCAA. The Falcons have picked off 200 steals this season, the most in the MW and 19th most in Division I women's basketball. Air Force's staunch defense ranks them first in the league in forced turnovers (18.50 per game).

Autrey-Thompson and Emily Conroe are first and third in the MW, respectively, in steals (48/38) and first and third in the league, respectively, in steals per game (2.82/2.24). Autrey-Thompson's 48 steals this season is good for 27th in the nation. Across the NCAA, Autrey-Thompson is 26th in steals per game.

### SNAGGIN' BOARDS

Emily Conroe is fourth in the MW in rebounds per game (7.6). She now has 705 career rebounds, 484 are defensive and 221 are offensive. Conroe is the sixth Falcon in Div. I history to achieve the 500-rebound feat. She is currently third in Air Force's Div. I career rebounding. The next rung on the ladder is 715 career rebounds by Dee Bennett (2015-18). Alicia Steele (2004-08) holds the program's career rebounding record with 765.

### AUTREY-THOMPSON LEADS FROM THE FRONT

Air Force point guard Briana Autrey-Thompson is the Falcons' second leading scorer after 18 games, averaging 12.8 points per game. She led the Falcons with a 25-point showing in the season-opener against Denver, marking a career-high performance for the junior out of Suffolk, Virginia. Two games later, she pushed her career scoring high to 26 points against Western Colorado. Autrey-Thompson has displayed her utility on both sides of the ball, averaging 3.9 assists per game (5th in the MW) with 67 assists this season (5th in the MW) and averaging 2.81 steals per game (1st in MW, 26th in the NCAA).

### SNYDER SCORES

Riley Snyder leads the Falcons in scoring, averaging 14.4 points per game so far this season, a mark that ranks her seventh in the league in points per game. She has four 20-point games and 11 games scoring in the double-digits this season. Snyder has also been one of the Falcons' most prolific shooters, knocking down 31 three-pointers this season (5th in MW). Snyder is also fourth in the league, 39th in the NCAA, in field goals attempted (256).

Snyder is trending upwards on the career points ladder with 975 to date, a mark that ranks her eighth in the Division I era. Her 427 points last season is the third most single-season points in the Division I era, behind two of Kaelin Immel's single-season marks [(2017-18, 464, 1st) (2019-20, 445 pts, 2nd)].

### CLIMBING THE ALL-TIME LADDER

Kaelin Immel is the Academy's all-time leading scorer in the Division I era with 1,436 career points. In her junior season, she became the 16th all-time Falcon to achieve 1,000 career points at Air Force. She is fifth in the all-time history books.

Emily Conroe is climbing the all-time points ladder with 1,026 career points, a mark that ranks her eighth in the Div. I era., and making her the 17th all-time Falcon to reach the 1,000-point mark.

### PUTTING IN THE TIME

Emily Conroe has played in 109 career games making 93 starts. With the exception of three games, she has played in every game that Air Force has scheduled since she arrived in 2017.

## GAME NOTES

## OVER THE BREAK

Air Force split a two-game series with Boise State. In their first conference win of the season, Air Force made an impact on its Division I record book with a stunning 76-52 victory over the Mountain West front-runners, beating the Broncos by 24 points for the Falcons' largest margin of victory over a MW opponent since joining the league in 1999. Air Force is back in the win column against Boise State for the first time since 2013.

At the beginning of the break, Air Force rallied to an 82-79 road victory against Denver, Sunday afternoon (Dec. 20), in Hamilton Gymnasium. The Falcons beat the Pioneers for the first time since 2007.

On December 28, Air Force women's hoops rolled to a 94-65 win over Portland State in non-conference action at Clune Arena. The 94 points was the most scored in the Chris Gobrecht era at the Academy and the second most in Div. I play for the Falcons.

## DOING NUMBERS

Air Force rolled to a 94-65 win over Portland State in the non-conference finale at Clune Arena. The 94 points was the most scored in the Chris Gobrecht era at the Academy and the second-most in Div. I play for the Falcons.

Air Force shot a scorching 60.9 percent from the field and 53.3 percent from three-point range against Portland State. The Falcons defense held the Vikings to 36 percent shooting on the day, while forcing 24 turnovers.

## WELCOME BACK

The Falcons return all five starters and 12 letter winners from the 2019-2020 campaign, highlighted by leading scorers Kaelin Immel (14.5 career ppg) and Riley Snyder (12.2 career ppg), and leading rebounders Emily Conroe (6.3 career rpg) and Haley Jones (5.5 career rpg).

Chris Gobrecht will begin her sixth season as the head women's basketball coach at the Air Force Academy in the 2020-2021 season. With a track record of 40 years of head coaching experience, Gobrecht has continued to guide the Falcons to new heights, highlighted by a program-high seven Mountain West Conference (MWC) wins in the 2019-2020 campaign. In just five seasons, Gobrecht has led Air Force to 19 MWC wins, equaling the number of Air Force's total number of MWC wins for the 16 seasons prior to her arrival.

## NEW ADDITIONS

Air Force has announced the addition of seven freshmen to the 2020-2021 roster. The class of 2024 will join 12 returners, five starters, for the winter campaign.

## COACH G ON THE FRESHMEN

"This is a class with some true talent to add to a veteran group that should be the best team Air Force Women's Basketball has ever put on the floor," Gobrecht said. "So much of their ability to contribute will depend on how fast they learn and how well they handle the challenges of being a freshman at the Academy. We expect big things of this class down the road."

## STAFF ADDITION

Capt Rachel Smith joins the Air Force women's basketball staff for her first season as an assistant coach in the 2020-21 season, replacing Major Brooke Cultra. Capt. Smith is a 2014 Academy graduate and four-year letter winner in both indoor and outdoor track and field. Prior to joining the hoops staff, Capt Smith served as the Air Terminal Operations Center Flight Commander, 305th Aerial Port Squadron, Joint Base (JB) McGuire-Dix-Lakehurst, N.J.

## MW TAKES HEALTH PRECAUTIONS WITH REVAMPED SCHEDULE

The Mountain West announced changes to the 2020-21 men's and women's basketball formats on Monday afternoon which emphasize the health and safety of student-athletes, coaches and staff while significantly reducing travel. The Conference will move to a 20-game schedule under a modified format that will play out over 11 weeks within the context of state, county and local guidelines.

In the new format, MW teams will face each other in a two-game series in the same week with a one-day break between contests. Each institution will have five home and five road series, reducing the regular travel schedule by four weeks to help mitigate potential virus exposures.

League play will begin in December and conclude the last week of February. The format adjustments create flexibility throughout the season to potentially reschedule games which may need to be postponed as the schedule plays out. This is a one-year model adopted specifically to address the unique challenges of the current COVID-19 pandemic.

## PRESEASON MW

Fresno State has been predicted to win the 2020-21 Mountain West women's basketball regular-season title as voted on by the Conference head coaches and selected media.

After a 16-2 mark in league play last year, Fresno State returns all five starters who helped the Bulldogs claim the 2020 MW regular-season title. Among the returners are the 2020 Mountain West Player of the Year Maddi Utti and 2020 MW Freshman of the Year Haley Cavinder. Fresno State received 22 first-place votes out of a possible 26, earning 266 points.

Following the Bulldogs in second place is San José State with two first-place votes and a total of 239 points. Boise State is third with a first-place vote and 221 points, while San Diego State was picked fourth with the final first-place vote and 185 points.

Wyoming was selected to finish fifth with 173 points, New Mexico in sixth in 145 points, Air Force in seventh with 120 points, Colorado State in eighth with 117 points, UNLV in ninth with 111 points, Nevada in 10th with 95 points and Utah State in 11th with 44 points.

## 2020-21 MOUNTAIN WEST PREDICTED ORDER OF FINISH

Rank	Team (First-Place Votes)	Points
1.	Fresno State (22)	266
2.	San José State (2)	239
3.	Boise State (1)	221
4.	San Diego State (1)	185
5.	Wyoming	173
6.	New Mexico	145
7.	Air Force	120
8.	Colorado State	117
9.	UNLV	111
10.	Nevada	95
11.	Utah State	44

## 2020-21 PRESEASON ALL-MOUNTAIN WEST TEAM

Pos., Name, Yr., Team

C, Mallory McGwire, Sr., Boise State

G, Haley Cavinder, So., Fresno State

F, Maddi Utti, Sr., Fresno State

G, Sophia Ramos, Jr., San Diego State

G, Ayzhiana Basallo, Jr., San José State

Preseason Player of the Year

Maddi Utti, Sr., F, Fresno State

Preseason Newcomer of the Year

LaTascya Duff, Jr., G, New Mexico

Preseason Freshman of the Year

Asia Avinger, G, San Diego State

## 2019-20 RECAP

Air Force women's basketball finalized the 2019-2020 campaign with a 10-21 overall record, marking head coach Chris Gobrecht's most single-season wins since taking the helm in 2015-16. Air Force's seven Mountain West wins marks a program-high in Mountain West league play. The Falcons' seventh-place finish in the league ties its best-ever finish in the MWC, and is the best-ever finish since the MWC became an 11-team league. Kaelin Immel was named the team's MVP at the conclusion of the season.

## MOUNTAIN WEST STANDINGS

Team (AP/Coaches)	CONFERENCE						OVERALL					
	W	L	Pct.	Home	Away	Neutral	W	L	Pct.	Home	Away	Neutral
Colorado State	10	2	.833	6-0	4-2	0-0	14	2	.875	9-0	5-2	0-0
New Mexico	6	2	.750	0-0	5-1	1-1	9	2	.818	0-0	8-1	1-1
Fresno State	12	4	.750	7-1	4-2	1-1	14	7	.667	8-2	4-3	2-2
UNLV	11	5	.688	5-5	6-0	0-0	13	8	.619	6-8	7-0	0-0
Boise State	9	7	.563	5-3	4-4	0-0	12	7	.632	8-3	4-4	0-0
Wyoming	8	8	.500	7-1	1-7	0-0	10	9	.526	8-2	2-7	0-0
Nevada	5	7	.417	3-3	2-4	0-0	9	8	.529	5-3	4-5	0-0
San José State%	1	2	.333	0-0	0-2	1-0	2	2	.500	0-0	1-2	1-0
San Diego State	4	11	.267	3-6	1-5	0-0	6	15	.286	3-9	2-5	1-1
Air Force	2	10	.167	1-3	1-7	0-0	5	13	.278	3-5	2-8	0-0
Utah State	2	12	.143	2-6	0-5	0-1	4	15	.211	4-7	0-7	0-1

% Opted out of the remainder of the 2020-21 season on Jan. 14.

## UP NEXT IN THE MW

### Tuesday, February 23

NEW MEXICO at **AIR FORCE\*** (MWNN) 6 p.m. MT

### Wednesday, February 24

UTAH STATE at **NEVADA\*** (MWNN) 5 p.m. PT  
NEW MEXICO at **AIR FORCE\*** (MWNN) 7:30 p.m. MT

### Thursday, February 25

UTAH STATE at **NEVADA\*** (MWNN) 5 p.m. PT  
UNLV at **FRESNO STATE\*** (MWNN) 6 p.m. PT

### Friday, February 26

SAN DIEGO STATE at **BOISE STATE\*** (MWNN) 2 p.m. MT

### Saturday, February 27

COLORADO STATE at **AIR FORCE\*** (MWNN) 1 p.m. MT  
UNLV at **FRESNO STATE\*** (MWNN) 1 p.m. PT

## A LOOK BACK IN THE MW

### Sunday, February 21

FRESNO STATE 82, SAN DIEGO STATE 61\*  
NEVADA at COLORADO STATE\* Postponed

### Saturday, February 20

SAN DIEGO STATE 79, FRESNO STATE 77\*  
BOISE STATE 81, UTAH STATE 72\*

### Friday, February 19

AIR FORCE 59, Colorado Christian 32  
NEVADA at COLORADO STATE\* Postponed  
NEW MEXICO at WYOMING\* Postponed

### Thursday, February 18

BOISE STATE 87, UTAH STATE 69\*

### Wednesday, February 17

NEW MEXICO at WYOMING\* Postponed

## AIR FORCE STAT LEADERS

Points					Scoring Average					3-Point FG Percentage					3-Point FG Attempts				
##	Player	G	Pts	Pts/G	##	Player	G	Pts	Pts/G	##	Player	3FG	Att	Pct	##	Player	G	Att	Att/G
23	Snyder, Riley	17	245	14.4	23	Snyder, Riley	17	245	14.4	2	Gadison, Audrey	21	51	.412	23	Snyder, Riley	17	100	5.9
1	Autrey, Briana	17	217	12.8	1	Autrey, Briana	17	217	12.8	33	McDonald, Nikki	13	34	.382	32	Immel, Kaelin	13	56	4.3
32	Immel, Kaelin	13	115	8.8	32	Immel, Kaelin	13	115	8.8	23	Snyder, Riley	31	100	.310	2	Gadison, Audrey	18	51	2.8
13	Conroe, Emily	17	111	6.5	13	Conroe, Emily	17	111	6.5	32	Immel, Kaelin	16	56	.286	13	Conroe, Emily	17	40	2.4
3	Winters, Cierra	18	82	4.6	3	Winters, Cierra	18	82	4.6	13	Conroe, Emily	8	40	.200	1	Autrey, Briana	17	35	2.1
2	Gadison, Audrey	18	72	4.0	33	McDonald, Nikki	16	69	4.3	11	Pilson, Kayla	3	16	.188	3-Point FG Made				
33	McDonald, Nikki	16	69	4.3	2	Gadison, Audrey	18	72	4.0	1	Autrey, Briana	6	35	.171	##	Player	G	Made	Made/G
55	Huffman, Kassady	18	61	3.4	11	Pilson, Kayla	14	54	3.9	30	Macmillan, Dasha	2	15	.133	23	Snyder, Riley	17	31	1.8
11	Pilson, Kayla	14	54	3.9	55	Huffman, Kassady	18	61	3.4	3	Winters, Cierra	1	11	.091	2	Gadison, Audrey	18	21	1.2
10	Heath, Kamri	12	20	1.7	50	Jones, Kam	3	7	2.3	Free Throw Percentage					32	Immel, Kaelin	13	16	1.2
30	Macmillan, Dasha	9	14	1.6	22	Marlett, Allyah	2	4	2.0	##	Player	Made	Att	Pct	33	McDonald, Nikki	16	13	0.8
50	Jones, Kam	3	7	2.3	10	Heath, Kamri	12	20	1.7	32	Immel, Kaelin	19	22	.864	13	Conroe, Emily	17	8	0.5
22	Marlett, Allyah	2	4	2.0	30	Macmillan, Dasha	9	14	1.6	23	Snyder, Riley	34	40	.850	1	Autrey, Briana	17	69	4.1
20	Thomas, Shadiya	6	3	0.5	0	Jones, Haley	2	2	1.0	2	Gadison, Audrey	5	6	.833	23	Snyder, Riley	17	40	2.4
0	Jones, Haley	2	2	1.0	20	Thomas, Shadiya	6	3	0.5	11	Pilson, Kayla	11	14	.786	55	Huffman, Kassady	18	29	1.6
5	Goodwin, Jordan	5	2	0.4	5	Goodwin, Jordan	5	2	0.4	13	Conroe, Emily	13	18	.722	32	Immel, Kaelin	13	22	1.7
Field Goal Percentage					Field Goal Attempts					Free Throw Attempts					Free Throws Made				
##	Player	FG	Att	Pct	##	Player	G	Att	Att/G	##	Player	G	Att	Att/G	##	Player	G	Made	Made/G
50	Jones, Kam	3	5	.600	23	Snyder, Riley	17	256	15.1	1	Autrey, Briana	17	69	4.1	1	Autrey, Briana	17	49	2.9
10	Heath, Kamri	10	20	.500	1	Autrey, Briana	17	213	12.5	23	Snyder, Riley	17	40	2.4	23	Snyder, Riley	17	34	2.0
0	Jones, Haley	1	2	.500	32	Immel, Kaelin	13	133	10.2	55	Huffman, Kassady	18	29	1.6	32	Immel, Kaelin	13	19	1.5
3	Winters, Cierra	34	84	.405	13	Conroe, Emily	17	127	7.5	32	Immel, Kaelin	13	22	1.7	55	Huffman, Kassady	18	19	1.1
22	Marlett, Allyah	2	5	.400	3	Winters, Cierra	18	84	4.7	3	Winters, Cierra	18	20	1.1	13	Conroe, Emily	17	13	0.8
2	Gadison, Audrey	23	58	.397	Field Goals Made					Rebounds					Assists				
55	Huffman, Kassady	21	54	.389	##	Player	G	Made	Made/G	##	Player	G	Reb	Reb/G	##	Player	G	Ast	Ast/G
1	Autrey, Briana	81	213	.380	23	Snyder, Riley	17	90	5.3	13	Conroe, Emily	17	130	7.6	1	Autrey, Briana	17	67	3.9
11	Pilson, Kayla	20	54	.370	1	Autrey, Briana	17	81	4.8	55	Huffman, Kassady	18	102	5.7	23	Snyder, Riley	17	22	1.3
13	Conroe, Emily	45	127	.354	32	Immel, Kaelin	17	45	2.6	23	Snyder, Riley	17	60	3.5	32	Immel, Kaelin	13	22	1.7
33	Snyder, Riley	90	256	.352	32	Immel, Kaelin	13	40	3.1	33	McDonald, Nikki	16	58	3.6	13	Conroe, Emily	17	18	1.1
23	McDonald, Nikki	26	75	.347	3	Winters, Cierra	18	34	1.9	1	Autrey, Briana	17	58	3.4	3	Winters, Cierra	18	17	0.9
5	Goodwin, Jordan	1	3	.333	Rebounds Average					Steals					Assists				
32	Immel, Kaelin	40	133	.301	##	Player	G	Reb	Reb/G	13	Conroe, Emily	17	130	7.6	##	Player	G	Stl	Stl/G
30	Macmillan, Dasha	6	22	.273	55	Huffman, Kassady	18	102	5.7	1	Autrey, Briana	17	58	3.4	1	Autrey, Briana	17	48	2.8
20	Thomas, Shadiya	1	5	.200	33	McDonald, Nikki	16	58	3.6	23	Snyder, Riley	17	60	3.5	13	Conroe, Emily	17	38	2.2



## COMBINED STATS



# 2020-21 Air Force Women's Basketball Combined Team Statistics All games

Page 1/1  
as of Feb 19, 2021

## Game Records

Record	Overall	Home	Away	Neutral
ALL GAMES	5-13	3-5	2-8	0-0
CONFERENCE	2-10	1-3	1-7	0-0
NON-CONFERENCE	3-3	2-2	1-1	0-0

## Score by Periods

Team	1st	2nd	3rd	4th	OT	TOT
Air Force	336	289	221	232	0	1078
Opponents	344	332	230	247	0	1153

## Team Box Score

No.	Player				Total		3-Point		F-Throw		Rebounds													
		GP-GS	MIN	AVG	FG-FGA	FG%	3FG-FGA	3FG%	FT-FTA	FT%	OFF	DEF	TOT	AVG	PF	DQ	A	TO	BLK	STL	PTS	AVG		
23	SNYDER, Riley	17-17	550:44	32.4	90-256	.352	31-100	.310	34-40	.850	19	41	60	3.5	39	0	22	45	6	21	245	14.4		
1	AUTREY, Briana	17-17	501:38	29.5	81-213	.380	6-35	.171	49-69	.710	14	44	58	3.4	48	2	67	72	0	48	217	12.8		
32	IMMEL, Kaelin	13-8	343:35	26.4	40-133	.301	16-56	.286	19-22	.864	7	29	36	2.8	18	0	22	31	4	17	115	8.8		
13	CONROE, Emily	17-14	477:55	28.1	45-127	.354	8-40	.200	13-18	.722	51	79	130	7.6	41	0	18	27	12	38	111	6.5		
3	WINTERS, Cierra	18-12	345:33	19.2	34-84	.405	1-11	.091	13-20	.650	10	32	42	2.3	50	4	17	14	3	25	82	4.6		
33	MCDONALD, Nikki	16-5	339:34	21.2	26-75	.347	13-34	.382	4-7	.571	23	35	58	3.6	22	0	14	8	0	15	69	4.3		
2	GADISON, Audrey	18-2	204:28	11.4	23-58	.397	21-51	.412	5-6	.833	8	15	23	1.3	19	0	8	15	1	6	72	4.0		
11	PILSON, Kayla	14-0	202:19	14.5	20-54	.370	3-16	.188	11-14	.786	8	15	23	1.6	13	0	5	10	0	13	54	3.9		
55	HUFFMAN, Kassady	18-15	408:28	22.7	21-54	.389	0-0	.000	19-29	.655	38	64	102	5.7	41	1	16	29	38	11	61	3.4		
50	JONES, Kam	3-0	10:21	3.5	3-5	.600	0-0	.000	1-2	.500	0	6	6	2.0	2	0	1	0	0	0	7	2.3		
22	MARLETT, Allyah	2-0	18:34	9.3	2-5	.400	0-1	.000	0-1	.000	1	1	2	1.0	4	0	1	4	0	1	4	2.0		
10	HEATH, Kamri	12-0	54:22	4.5	10-20	.500	0-0	.000	0-0	.000	3	4	7	0.6	7	0	1	7	0	3	20	1.7		
30	MACMILLAN, Dasha	9-0	81:38	9.1	6-22	.273	2-15	.133	0-0	.000	4	9	13	1.4	6	0	5	3	0	1	14	1.6		
0	JONES, Haley	2-0	19:31	9.8	1-2	.500	0-0	.000	0-0	.000	0	2	2	1.0	7	1	0	2	0	1	2	1.0		
20	THOMAS, Shadiya	6-0	19:31	3.3	1-5	.200	0-1	.000	1-2	.500	0	2	2	0.3	2	0	1	3	0	0	3	0.5		
5	GOODWIN, Jordan	5-0	18:12	3.6	1-3	.333	0-0	.000	0-0	.000	0	2	2	0.4	2	0	1	0	0	0	2	0.4		
34	SILER, Tatyana	1-0	03:37	3.6	0-1	.000	0-0	.000	0-0	.000	0	1	1	1.0	1	0	0	0	0	0	0	0.0		
Team											40	42	82					24						
Total		18	3600		404-1117	.362	101-360	.281	169-230	.735	226	423	649	36.1	322	8	199	294	64	200	1078	59.9		
Opponents		18	3600		424-975	.435	81-263	.308	224-344	.651	180	501	681	37.8	258	2	204	333	75	144	1153	64.1		

## Team Statistics

	USAFA	OPP
<b>Scoring</b>	<b>1078</b>	<b>1153</b>
Points per game	59.9	64.1
Scoring margin	-4.2	-
<b>Field goals-att</b>	<b>404-1117</b>	<b>424-975</b>
Field goal pct	.362	.435
<b>3 point fg-att</b>	<b>101-360</b>	<b>81-263</b>
3-point FG pct	.281	.308
3-pt FG made per game	5.6	4.5
<b>Free throws-att</b>	<b>169-230</b>	<b>224-344</b>
Free throw pct	.735	.651
F-Throws made per game	9.4	12.4
<b>Rebounds</b>	<b>649</b>	<b>681</b>
Rebounds per game	36.1	37.8
Rebounding margin	-1.8	-
<b>Assists</b>	<b>199</b>	<b>204</b>
Assists per game	11.1	11.3
<b>Turnovers</b>	<b>294</b>	<b>333</b>
Turnovers per game	16.3	18.5
Turnover margin	+2.2	-
Assist/turnover ratio	0.7	0.6
<b>Steals</b>	<b>200</b>	<b>144</b>
Steals per game	11.1	8.0
<b>Blocks</b>	<b>64</b>	<b>75</b>
Blocks per game	3.6	4.2
<b>Winning streak</b>	<b>1</b>	<b>-</b>
Home win streak	1	-
<b>Attendance</b>	<b>100</b>	<b>535</b>
Home games-Avg/Game	8-13	10-54
Neutral site-Avg/Game	-	0-0

## Team Results

Date	Opponent	Score	Att.
11/25/2020	Denver	L 56-72	0
11/28/2020	at Colorado	L 46-88	17
12/16/2020	Western Colo.	L 70-77	0
12/20/2020	at Denver	W 82-79	0
12/28/2020	Portland St.	W 94-65	0
12/31/2020	at Utah St.	L 66-70	250
01/02/2021	at Utah St.	L 55-61	268
01/06/2021	Boise St.	W 76-52	0
01/08/2021	Boise St.	L 49-71	0
01/16/2021	at Wyoming	L 49-55	0
01/18/2021	at Wyoming	L 46-59	0
01/22/2021	at San Diego St.	L 54-59	0
01/24/2021	at San Diego St.	W 58-55	0
02/05/2021	UNLV	L 49-52	0
02/07/2021	UNLV	L 57-68	0
02/10/2021	at Fresno St.	L 58-76	0
02/11/2021	at Fresno St.	L 54-62	0
02/19/2021	Colo. Christian	W 59-32	100

## CONFERENCE STATS



2020-21 Air Force Women's Basketball  
Combined Team Statistics  
In Conference games

Page 1/1  
as of Feb 19, 2021

## Game Records

Record	Overall	Home	Away	Neutral
ALL GAMES	2-10	1-3	1-7	0-0
CONFERENCE	2-10	1-3	1-7	0-0
NON-CONFERENCE	0-0	0-0	0-0	0-0

## Score by Periods

Team	1st	2nd	3rd	4th	OT	TOT
Air Force	231	199	112	129	0	671
Opponents	251	218	127	144	0	740

## Team Box Score

No.	Player				Total		3-Point		F-Throw		Rebounds													
		GP-GS	MIN	AVG	FG-FGA	FG%	3FG-FGA	3FG%	FT-FTA	FT%	OFF	DEF	TOT	AVG	PF	DQ	A	TO	BLK	STL	PTS	AVG		
23	SNYDER, Riley	12-12	390:15	32.5	55-174	.316	20-72	.278	19-23	.826	11	27	38	3.2	25	0	17	32	4	11	149	12.4		
1	AUTREY, Briana	11-11	322:55	29.4	50-140	.357	3-27	.111	29-42	.690	12	30	42	3.8	32	1	42	51	0	24	132	12.0		
32	IMMEL, Kaelin	10-5	263:31	26.4	28-92	.304	13-39	.333	15-17	.882	3	22	25	2.5	12	0	15	25	4	13	84	8.4		
13	CONROE, Emily	12-10	366:15	30.5	34-92	.370	7-32	.219	13-18	.722	38	66	104	8.7	30	0	14	19	12	26	88	7.3		
2	GADISON, Audrey	12-0	121:40	10.1	17-40	.425	15-35	.429	5-6	.833	7	12	19	1.6	9	0	4	9	1	3	54	4.5		
3	WINTERS, Cierra	12-8	240:09	20.0	21-53	.396	0-5	.000	9-14	.643	9	22	31	2.6	35	3	9	8	1	14	51	4.3		
33	MCDONALD, Nikki	12-2	253:20	21.1	17-57	.298	11-29	.379	2-4	.500	18	27	45	3.8	16	0	12	4	0	9	47	3.9		
11	PILSON, Kayla	8-0	90:57	11.4	7-28	.250	1-7	.143	7-10	.700	6	7	13	1.6	4	0	2	7	0	5	22	2.8		
55	HUFFMAN, Kassady	12-12	287:06	23.9	8-32	.250	0-0	.000	12-18	.667	25	50	75	6.3	27	1	10	18	31	10	28	2.3		
30	MACMILLAN, Dasha	5-0	27:44	5.5	3-8	.375	1-5	.200	0-0	.000	2	2	4	0.8	0	0	0	2	0	1	7	1.4		
10	HEATH, Kamri	8-0	29:16	3.7	4-10	.400	0-0	.000	0-0	.000	1	1	2	0.3	4	0	1	3	0	2	8	1.0		
20	THOMAS, Shadiya	2-0	03:13	1.6	0-1	.000	0-0	.000	1-2	.500	0	0	0	0.0	0	0	0	0	0	0	1	0.5		
50	JONES, Kam	1-0	02:13	2.2	0-0	.000	0-0	.000	0-0	.000	0	2	2	2.0	1	0	0	0	0	0	0	0.0		
5	GOODWIN, Jordan	1-0	01:26	1.4	0-0	.000	0-0	.000	0-0	.000	0	0	0	0.0	1	0	0	0	0	0	0	0.0		
Team											33	24	57					19						
Total		12	2400		244-727	.336	71-251	.283	112-154	.727	165	292	457	38.1	196	5	126	197	53	118	671	55.9		
Opponents		12	2400		283-672	.421	50-169	.296	124-196	.633	127	328	455	37.9	163	1	134	199	61	90	740	61.7		

## Team Statistics

	USAFA	OPP
<b>Scoring</b>	<b>671</b>	<b>740</b>
Points per game	55.9	61.7
Scoring margin	-5.8	-
<b>Field goals-att</b>	<b>244-727</b>	<b>283-672</b>
Field goal pct	.336	.421
<b>3 point fg-att</b>	<b>71-251</b>	<b>50-169</b>
3-point FG pct	.283	.296
3-pt FG made per game	5.9	4.2
<b>Free throws-att</b>	<b>112-154</b>	<b>124-196</b>
Free throw pct	.727	.633
F-Throws made per game	9.3	10.3
<b>Rebounds</b>	<b>457</b>	<b>455</b>
Rebounds per game	38.1	37.9
Rebounding margin	+0.2	-
<b>Assists</b>	<b>126</b>	<b>134</b>
Assists per game	10.5	11.2
<b>Turnovers</b>	<b>197</b>	<b>199</b>
Turnovers per game	16.4	16.6
Turnover margin	+0.2	-
Assist/turnover ratio	0.6	0.7
<b>Steals</b>	<b>118</b>	<b>90</b>
Steals per game	9.8	7.5
<b>Blocks</b>	<b>53</b>	<b>61</b>
Blocks per game	4.4	5.1
<b>Winning streak</b>	<b>0</b>	<b>-</b>
Home win streak	0	-
<b>Attendance</b>	<b>0</b>	<b>518</b>
Home games-Avg/Game	4-0	8-65
Neutral site-Avg/Game	-	0-0

## Team Results

Date	Opponent		Score	Att.
12/31/2020	at Utah St.	L	66-70	250
01/02/2021	at Utah St.	L	55-61	268
01/06/2021	Boise St.	W	76-52	0
01/08/2021	Boise St.	L	49-71	0
01/16/2021	at Wyoming	L	49-55	0
01/18/2021	at Wyoming	L	46-59	0
01/22/2021	at San Diego St.	L	54-59	0
01/24/2021	at San Diego St.	W	58-55	0
02/05/2021	UNLV	L	49-52	0
02/07/2021	UNLV	L	57-68	0
02/10/2021	at Fresno St.	L	58-76	0
02/11/2021	at Fresno St.	L	54-62	0

## INDIVIDUAL GAME HIGHS

## Air Force - Individual Game Highs

POINTS	28		Riley Snyder at Denver (12/20/2020)
	27		Riley Snyder vs Portland St. (12/28/2020)
	26		Briana Autrey vs Western Colo. (12/16/2020)
	25		Riley Snyder at Utah St. (12/31/2020)
	25		Briana Autrey vs Denver (11/25/2020)
FIELD GOALS MADE	12		Riley Snyder at Denver (12/20/2020)
	11		Briana Autrey at Fresno St. (02/11/2021)
	11		Riley Snyder vs Portland St. (12/28/2020)
	11		Briana Autrey vs Western Colo. (12/16/2020)
FIELD GOAL ATTEMPTS	24		Riley Snyder at Denver (12/20/2020)
	23		Riley Snyder at Utah St. (12/31/2020)
	23		Riley Snyder vs Western Colo. (12/16/2020)
FIELD GOAL PERCENTAGE (min 5 made)	.875	(7-8)	Emily Conroe vs Boise St. (01/06/2021)
	.833	(5-6)	Kayla Pilson vs Portland St. (12/28/2020)
3 PT FG MADE	5		Riley Snyder vs Portland St. (12/28/2020)
	4		Audrey Gadison vs Boise St. (01/06/2021)
	4		Riley Snyder at Utah St. (12/31/2020)
3 PT FG ATTEMPTS	10		Riley Snyder vs UNLV (02/05/2021)
	10		Riley Snyder at San Diego St. (01/22/2021)
	10		Riley Snyder at Utah St. (01/02/2021)
3 PT FG PERCENTAGE (min 2 made)	1.000	(4-4)	Audrey Gadison vs Boise St. (01/06/2021)
	.750	(3-4)	Emily Conroe at San Diego St. (01/22/2021)
	.750	(3-4)	Nikki McDonald at Wyoming (01/18/2021)
FREE THROWS MADE	8		Briana Autrey vs Denver (11/25/2020)
	6		Briana Autrey at San Diego St. (01/24/2021)
	6		Kaelin Immel vs Boise St. (01/06/2021)
	6		Riley Snyder at Colorado (11/28/2020)
FREE THROW ATTEMPTS	11		Briana Autrey vs Denver (11/25/2020)
	7		Briana Autrey at San Diego St. (01/24/2021)
	7		Riley Snyder at Utah St. (01/02/2021)
FREE THROW PERCENTAGE (min 3 made)	1.000	(6-6)	Kaelin Immel vs Boise St. (01/06/2021)
	1.000	(6-6)	Riley Snyder at Colorado (11/28/2020)
	1.000	(4-4)	Riley Snyder at San Diego St. (01/24/2021)
	1.000	(4-4)	Briana Autrey vs Boise St. (01/08/2021)
	1.000	(4-4)	Briana Autrey vs Western Colo. (12/16/2020)
	1.000	(4-4)	Kaelin Immel at Colorado (11/28/2020)
	1.000	(3-3)	Kaelin Immel vs UNLV (02/07/2021)
	1.000	(3-3)	Riley Snyder at Denver (12/20/2020)
REBOUNDS	13		Emily Conroe at Utah St. (01/02/2021)
	12		Emily Conroe at Fresno St. (02/11/2021)
	12		Kassady Huffman at Denver (12/20/2020)
ASSISTS	8		Briana Autrey vs UNLV (02/07/2021)
	8		Briana Autrey vs Portland St. (12/28/2020)
	8		Briana Autrey at Denver (12/20/2020)
STEALS	7		Briana Autrey vs Western Colo. (12/16/2020)
	6		Briana Autrey at Utah St. (01/02/2021)
BLOCKED SHOTS	7		Kassady Huffman vs UNLV (02/05/2021)
	5		Emily Conroe vs UNLV (02/05/2021)
TURNOVERS	7		Kaelin Immel at Wyoming (01/18/2021)
	7		Briana Autrey vs Boise St. (01/08/2021)
	7		Briana Autrey at Colorado (11/28/2020)

## TEAM GAME-BY-GAME

			Total		3-Pointers		Free throws		Rebounds											
Opponent	Date	Score		FG-FGA	PCT	3FG-FGA	PCT	FT-FTA	PCT	OFF	DEF	TOT	AVG	PF	A	TO	BLK	STL	PTS	AVG
Denver	11/25/2020	56-72	L	21-66	.318	2-22	.091	12-18	.667	10	25	35	35.0	24	9	13	0	12	56	56.0
at Colorado	11/28/2020	46-88	L	14-56	.250	5-19	.263	13-15	.867	12	14	26	30.5	23	4	23	1	11	46	51.0
Western Colo.	12/16/2020	70-77	L	27-65	.415	3-15	.200	13-17	.765	8	20	28	29.7	24	10	14	4	19	70	57.3
at Denver	12/20/2020	82-79	W	33-77	.429	8-22	.364	8-11	.727	13	17	30	29.8	17	14	8	2	13	82	63.5
Portland St.	12/28/2020	94-65	W	39-64	.609	8-15	.533	8-11	.727	8	28	36	31.0	25	22	22	4	10	94	69.6
at Utah St.	12/31/2020	66-70	L	24-67	.358	5-21	.238	13-25	.520	17	27	44	33.2	22	11	15	4	11	66	69.0
at Utah St.	01/02/2021	55-61	L	16-64	.250	7-26	.269	16-23	.696	20	26	46	35.0	21	8	17	3	12	55	67.0
Boise St.	01/06/2021	76-52	W	26-62	.419	8-17	.471	16-19	.842	11	27	38	35.4	14	13	17	1	16	76	68.1
Boise St.	01/08/2021	49-71	L	17-54	.315	3-15	.200	12-14	.857	12	21	33	35.1	12	7	21	3	13	49	66.0
at Wyoming	01/16/2021	49-55	L	20-57	.351	4-15	.267	5-7	.714	15	20	35	35.1	14	7	14	3	7	49	64.3
at Wyoming	01/18/2021	46-59	L	15-58	.259	8-22	.364	8-11	.727	15	20	35	35.1	14	8	17	4	13	46	62.6
at San Diego St.	01/22/2021	54-59	L	20-63	.317	9-34	.265	5-7	.714	14	25	39	35.4	14	17	16	5	7	54	61.9
at San Diego St.	01/24/2021	58-55	W	20-57	.351	6-22	.273	12-13	.923	11	26	37	35.5	12	12	17	6	9	58	61.6
UNLV	02/05/2021	49-52	L	21-68	.309	4-24	.167	3-5	.600	14	31	45	36.2	23	11	11	12	10	49	60.7
UNLV	02/07/2021	57-68	L	20-67	.299	6-23	.261	11-13	.846	15	18	33	36.0	17	18	12	5	14	57	60.5
at Fresno St.	02/10/2021	58-76	L	24-57	.421	4-12	.333	6-10	.600	11	24	35	35.9	15	7	17	5	2	58	60.3
at Fresno St.	02/11/2021	54-62	L	21-53	.396	7-20	.350	5-7	.714	10	27	37	36.0	18	7	23	2	4	54	59.9
Colo. Christian	02/19/2021	59-32	W	26-62	.419	4-16	.250	3-4	.750	10	27	37	36.1	13	14	17	0	17	59	59.9
Total		1078		404-1117	.362	101-360	.281	169-230	.735	226	423	649	36.1	322	199	294	64	200	1078	59.9
Opponents		1153		424-975	.435	81-263	.308	224-344	.651	180	501	681	37.8	258	204	333	75	144	1153	64.1

## Air Force Averages

Games Played	Points/game	FG Pct	3FG Pct	FT Pct	Rebounds/game	Assists/game	Turnovers/game	Assist/Turnover ratio	Steals/game	Blocks/game
18	59.9	36.2	28.1	73.5	36.1	11.1	16.3	0.7	11.1	3.6

## AIR FORCE GAME HIGHS

<b>POINTS</b>	94	Portland St. (12/28/2020)
	82	at Denver (12/20/2020)
	76	Boise St. (01/06/2021)
	70	Western Colo. (12/16/2020)
	66	at Utah St. (12/31/2020)
<b>FIELD GOALS MADE</b>	39	Portland St. (12/28/2020)
	33	at Denver (12/20/2020)
<b>FIELD GOAL ATTEMPTS</b>	77	at Denver (12/20/2020)
	68	UNLV (02/05/2021)
<b>FIELD GOAL PERCENTAGE</b>	.609 (39-64)	Portland St. (12/28/2020)
	.429 (33-77)	at Denver (12/20/2020)
<b>3 PT FG MADE</b>	9	at San Diego St. (01/22/2021)
	8	at Wyoming (01/18/2021)
	8	Boise St. (01/06/2021)
	8	Portland St. (12/28/2020)
	8	at Denver (12/20/2020)
<b>3 PT FG ATTEMPTS</b>	34	at San Diego St. (01/22/2021)
	26	at Utah St. (01/02/2021)
<b>3 PT FG PERCENTAGE</b>	.533 (8-15)	Portland St. (12/28/2020)
	.471 (8-17)	Boise St. (01/06/2021)
<b>FREE THROWS MADE</b>	16	Boise St. (01/06/2021)
	16	at Utah St. (01/02/2021)
<b>FREE THROW ATTEMPTS</b>	25	at Utah St. (12/31/2020)
	23	at Utah St. (01/02/2021)
<b>FREE THROW PERCENTAGE</b>	.923 (12-13)	at San Diego St. (01/24/2021)
	.867 (13-15)	at Colorado (11/28/2020)
<b>REBOUNDS</b>	46	at Utah St. (01/02/2021)
	45	UNLV (02/05/2021)
<b>ASSISTS</b>	22	Portland St. (12/28/2020)
	18	UNLV (02/07/2021)
<b>STEALS</b>	19	Western Colo. (12/16/2020)
	17	Colo. Christian (02/19/2021)
<b>BLOCKED SHOTS</b>	12	UNLV (02/05/2021)
	6	at San Diego St. (01/24/2021)
<b>TURNOVERS</b>	23	at Fresno St. (02/11/2021)
	23	at Colorado (11/28/2020)
<b>FOULS</b>	25	Portland St. (12/28/2020)
	24	Western Colo. (12/16/2020)
	24	Denver (11/25/2020)



## CAREER STATS

## Summary

Player	Season Statistics										Career Statistics									
	GP-GS	MIN/G	FG%	3FG%	FT%	R/G	A/G	STL	BLK	PTS/G	GP-GS	MIN/G	FG%	3FG%	FT%	R/G	A/G	STL	BLK	PTS/G
AUTREY, Briana	17-17	29.5	.380	.171	.710	3.4	3.9	48	0	12.8	68-52	26.8	.381	.209	.673	2.5	3.4	137	7	10.0
CONROE, Emily	17-14	28.1	.354	.200	.722	7.6	1.1	38	12	6.5	109-93	28.4	.381	.304	.769	6.5	1.0	184	58	9.4
GADISON, Audrey	18-2	11.4	.397	.412	.833	1.3	0.4	6	1	4.0	27-2	9.2	.379	.400	.833	1.0	0.3	10	1	2.9
GOODWIN, Jordan	5-0	3.6	.333	.000	.000	0.4	0.2	0	0	0.4	5-0	3.6	.333	.000	.000	0.4	0.2	0	0	0.4
HEATH, Kamri	12-0	4.5	.500	.000	.000	0.6	0.1	3	0	1.7	38-7	11.5	.368	.167	.563	0.9	0.8	26	2	2.9
HUFFMAN, Kassady	18-15	22.7	.389	.000	.655	5.7	0.9	11	38	3.4	71-46	20.2	.377	.167	.640	4.8	0.7	38	108	4.3
IMMEL, Kaelin	13-8	26.4	.301	.286	.864	2.8	1.7	17	4	8.8	104-97	31.0	.361	.289	.705	3.6	2.0	137	33	13.8
JONES, Haley	2-0	9.8	.500	.000	.000	1.0	0.0	1	0	1.0	63-38	21.1	.375	.214	.532	5.4	0.9	87	30	5.5
JONES, Kam	3-0	3.5	.600	.000	.500	2.0	0.3	0	0	2.3	3-0	3.5	.600	.000	.500	2.0	0.3	0	0	2.3
MACMILLAN, Dasha	9-0	9.1	.273	.133	.000	1.4	0.6	1	0	1.6	9-0	9.1	.273	.133	.000	1.4	0.6	1	0	1.6
MARLETT, Allyah	2-0	9.3	.400	.000	.000	1.0	0.5	1	0	2.0	33-7	17.2	.366	.226	.643	4.3	0.3	20	4	4.3
MCDONALD, Nikki	16-5	21.2	.347	.382	.571	3.6	0.9	15	0	4.3	47-17	20.6	.335	.318	.714	3.2	0.6	35	3	3.1
PILSON, Kayla	14-0	14.5	.370	.188	.786	1.6	0.4	13	0	3.9	14-0	14.5	.370	.188	.786	1.6	0.4	13	0	3.9
SILER, Tatyana	1-0	3.6	.000	.000	.000	1.0	0.0	0	0	0.0	1-0	3.6	.000	.000	.000	1.0	0.0	0	0	0.0
SNYDER, Riley	17-17	32.4	.352	.310	.850	3.5	1.3	21	6	14.4	77-70	29.1	.359	.336	.802	3.9	1.1	75	27	12.7
THOMAS, Shadiya	6-0	3.3	.200	.000	.500	0.3	0.2	0	0	0.5	6-0	3.3	.200	.000	.500	0.3	0.2	0	0	0.5
WINTERS, Cierra	18-12	19.2	.405	.091	.650	2.3	0.9	25	3	4.6	55-12	12.9	.393	.159	.450	1.6	0.7	58	3	3.0

## Scoring

Player	Season Statistics								Career Statistics							
	FG-FGA	FG%	3FG-3FGA	3FG%	FT-FTA	FT%	PTS	PTS/G	FG-FGA	FG%	3FG-3FGA	3FG%	FT-FTA	FT%	PTS	PTS/G
AUTREY, Briana	81-213	.380	6-35	.171	49-69	.710	217	12.8	252-661	.381	28-134	.209	148-220	.673	680	10.0
CONROE, Emily	45-127	.354	8-40	.200	13-18	.722	111	6.5	373-978	.381	107-352	.304	173-225	.769	1026	9.4
GADISON, Audrey	23-58	.397	21-51	.412	5-6	.833	72	4.0	25-66	.379	22-55	.400	5-6	.833	77	2.9
GOODWIN, Jordan	1-3	.333	0-0	.000	0-0	.000	2	0.4	1-3	.333	0-0	.000	0-0	.000	2	0.4
HEATH, Kamri	10-20	.500	0-0	.000	0-0	.000	20	1.7	49-133	.368	2-12	.167	9-16	.563	109	2.9
HUFFMAN, Kassady	21-54	.389	0-0	.000	19-29	.655	61	3.4	98-260	.377	1-6	.167	110-172	.640	307	4.3
IMMEL, Kaelin	40-133	.301	16-56	.286	19-22	.864	115	8.8	524-1452	.361	137-474	.289	251-356	.705	1436	13.8
JONES, Haley	1-2	.500	0-0	.000	0-0	.000	2	1.0	131-349	.375	9-42	.214	74-139	.532	345	5.5
JONES, Kam	3-5	.600	0-0	.000	1-2	.500	7	2.3	3-5	.600	0-0	.000	1-2	.500	7	2.3
MACMILLAN, Dasha	6-22	.273	2-15	.133	0-0	.000	14	1.6	6-22	.273	2-15	.133	0-0	.000	14	1.6
MARLETT, Allyah	2-5	.400	0-1	.000	0-1	.000	4	2.0	56-153	.366	12-53	.226	18-28	.643	142	4.3
MCDONALD, Nikki	26-75	.347	13-34	.382	4-7	.571	69	4.3	53-158	.335	27-85	.318	15-21	.714	148	3.1
PILSON, Kayla	20-54	.370	3-16	.188	11-14	.786	54	3.9	20-54	.370	3-16	.188	11-14	.786	54	3.9
SILER, Tatyana	0-1	.000	0-0	.000	0-0	.000	0	0.0	0-1	.000	0-0	.000	0-0	.000	0	0.0
SNYDER, Riley	90-256	.352	31-100	.310	34-40	.850	245	14.4	356-993	.359	109-324	.336	154-192	.802	975	12.7
THOMAS, Shadiya	1-5	.200	0-1	.000	1-2	.500	3	0.5	1-5	.200	0-1	.000	1-2	.500	3	0.5
WINTERS, Cierra	34-84	.405	1-11	.091	13-20	.650	82	4.6	70-178	.393	7-44	.159	18-40	.450	165	3.0

Player	Season Statistics									Career Statistics								
	O-REB	D-REB	TOTAL	PF	FO	A	TO	A/TO		O-REB	D-REB	TOTAL	PF	FO	A	TO	A/TO	
AUTREY, Briana	14	44	58	48	2	67	72	0.9		42	130	172	185	9	230	293	0.8	
CONROE, Emily	51	79	130	41	0	18	27	0.7		221	484	705	214	0	107	192	0.6	
GADISON, Audrey	8	15	23	19	0	8	15	0.5		10	17	27	23	0	8	15	0.5	
GOODWIN, Jordan	0	2	2	2	0	1	0	0.0		0	2	2	2	0	1	0	0.0	
HEATH, Kamri	3	4	7	7	0	1	7	0.1		13	23	36	32	1	30	30	1.0	
HUFFMAN, Kassady	38	64	102	41	1	16	29	0.6		118	226	344	141	2	49	113	0.4	
IMMEL, Kaelin	7	29	36	18	0	22	31	0.7		112	264	376	168	2	204	295	0.7	
JONES, Haley	0	2	2	7	1	0	2	0.0		165	173	338	154	4	59	79	0.7	
JONES, Kam	0	6	6	2	0	1	0	0.0		0	6	6	2	0	1	0	0.0	
MACMILLAN, Dasha	4	9	13	6	0	5	3	1.7		4	9	13	6	0	5	3	1.7	
MARLETT, Allyah	1	1	2	4	0	1	4	0.3		58	84	142	37	0	9	44	0.2	
MCDONALD, Nikki	23	35	58	22	0	14	8	1.8		65	84	149	87	1	27	23	1.2	
PILSON, Kayla	8	15	23	13	0	5	10	0.5		8	15	23	13	0	5	10	0.5	
SILER, Tatyana	0	1	1	1	0	0	0	0.0		0	1	1	1	0	0	0	0.0	
SNYDER, Riley	19	41	60	39	0	22	45	0.5		97	201	298	149	1	86	184	0.5	
THOMAS, Shadiya	0	2	2	2	0	1	3	0.3		0	2	2	2	0	1	3	0.3	
WINTERS, Cierra	10	32	42	50	4	17	14	1.2		21	69	90	109	6	38	38	1.0	

## 2020-2021 ROSTER

## NUMERICAL

#	Player	Yr.	Pos.	Ht.	Hometown (High School)
0	Haley Jones	Jr.	F	6-0	Torrance, CA (West Torrance)
1	Briana Autrey-Thompson	Jr.	G	5-5	Suffolk, VA (Nansemond River)
2	Audrey Gadison	Jr.	G	5-7	Blaine, MN (St. Croix Lutheran Academy)
3	Cierra Winters	Jr.	G	5-7	El Paso, TX (Franklin/USAFA Prep)
5	Jordan Goodwin	Fr.	F	5-8	Antelope, CA (Antelope)
10	Kamri Heath	So.	G	5-7	Edmond, OK (Edmond North)
11	Kayla Pilson	Fr.	G/F	5-10	Houston, TX (Westside/USAFA Prep)
12	Grace Hess	So.	G	5-8	Abingdon, VA (Abingdon/USAFA Prep)
13	Emily Conroe	Sr.	G	5-10	Fredericksburg, VA (FHSAA)
15	Taylor Britt	Fr.	G	5-7	Columbia, SC (Richland Northeast/USAFA Prep)
20	Shadiya Thomas	Fr.	G	5-8	Cypress, TX (Cypress Ranch)
22	Allyah Marlett	So.	G	5-9	Aurora, CO (Grandview)
23	Riley Snyder	Jr.	F	6-0	Fruita, CO (Fruita Monument)
32	Kaelin Immel	Sr.	G	5-9	Beaverton, OR (Southridge)
30	Dasha Macmillan	Fr.	F	6-0	Colleyville, TX (Grapevine)
33	Nikki McDonald	So.	F	5-11	Chicago, IL (St. Ignatius College Prep)
34	Tatyana Siler	Fr.	F	5-11	Troy, AL (Charles Henderson/ USAFA Prep)
50	Kam Jones	Fr.	F	5-11	Portland, OR (Westview/USAFA Prep)
55	Kassady Huffman	R-Sr.	F	6-2	Colorado Springs, CO (Air Academy/USAFA Prep)

## ALPHABETICAL

#	Player	Yr.	Pos.	Ht.	Hometown (High School)
1	Briana Autrey-Thompson	Jr.	G	5-5	Suffolk, VA (Nansemond River)
15	Taylor Britt	Fr.	G	5-7	Columbia, SC (Richland Northeast/USAFA Prep)
13	Emily Conroe	Sr.	G	5-10	Fredericksburg, VA (FHSAA)
2	Audrey Gadison	Jr.	G	5-7	Blaine, MN (St. Croix Lutheran Academy)
5	Jordan Goodwin	Fr.	F	5-8	Antelope, CA (Antelope)
10	Kamri Heath	So.	G	5-7	Edmond, OK (Edmond North)
12	Grace Hess	So.	G	5-8	Abingdon, VA (Abingdon/USAFA Prep)
55	Kassady Huffman	R-Sr.	F	6-2	Colorado Springs, CO (Air Academy/USAFA Prep)
32	Kaelin Immel	Sr.	G	5-9	Beaverton, OR (Southridge)
0	Haley Jones	Jr.	F	6-0	Torrance, CA (West Torrance)
50	Kam Jones	Fr.	F	5-11	Portland, OR (Westview/USAFA Prep)
30	Dasha Macmillan	Fr.	F	6-0	Colleyville, TX (Grapevine)
22	Allyah Marlett	So.	G	5-9	Aurora, CO (Grandview)
33	Nikki McDonald	So.	F	5-11	Chicago, IL (Saint Ignatius College Prep)
11	Kayla Pilson	Fr.	G/F	5-10	Houston, TX (Westside/USAFA Prep)
34	Tatyana Siler	Fr.	F	5-11	Troy, AL (Charles Henderson/ USAFA Prep)
23	Riley Snyder	Jr.	F	6-0	Fruita, CO (Fruita Monument)
20	Shadiya Thomas	Fr.	G	5-8	Cypress, TX (Cypress Ranch)
3	Cierra Winters	Jr.	G	5-7	El Paso, TX (Franklin/USAFA Prep)

## COACHING STAFF

Head Coach: Chris Gobrecht (USC '77), 41st season, 6th at AF  
 Associate Head Coach: Stacy McIntyre (Kentucky '94), 17th season, 6th at AF  
 Associate Head Coach: Erin Mills-Reid (Farleigh Dickinson '05) 12th season, 6th at AF  
 Assistant Coach: Hillary Carlson (Wyoming '11) 4th season, 2nd at AF  
 Assistant Coach: Caitlyn Sears (Southern Utah '11) 8th season, 2nd at AF  
 Assistant Coach (Military): Capt. Rachel Smith (USAFA '14) 1st season

## PRONUNCIATIONS

BRIANA AUTREY-Thompson.....Bri-ah-nuh, Ah-Tree  
 DASHA Macmillan ..... Dah-shuh  
 Kaelin IMMEL.....Kay-lynn, EM-ull  
 ALLYAH MARLETT.....Aliyah Mar-let  
 Tatyana SILER ..... Sigh-lur  
 SHADIYA Thomas ..... shuh-die-ya

## FALCONS BY STATE (10 STATES)

**Alabama (1)**

Siler (Troy)

**Minnesota (1)**

Gadison (Blaine)

**Texas (4)**

Macmillan (Colleyville)

Pilson (Houston)

Thomas (Cypress)

Winters (El Paso)

**California (2)**

Goodwin (Antelope)

H. Jones (Torrance)

**Oklahoma (1)**

Heath (Edmond)

**Oregon (2)**

Immel (Beaverton)

K. Jones (Portland)

**Virginia (3)**

Autrey-Thompson (Suffolk)

Conroe (Fredericksburg)

Hess (Abingdon)

**Colorado (3)**

Huffman (Colorado Spgs)

Marlett (Aurora)

Snyder (Fruita)

**South Carolina (1)**

Britt (Columbia)

**Illinois (1)**

McDonald (Chicago)

## FALCONS BY CLASS

**Seniors (3)**

Conroe, Huffman, Immel

**Juniors (5)**

Autrey-Thompson, Gadison, H. Jones

Snyder, Winters

**Sophomores (4)**

Heath, Hess, Marlett,


McDonald

**Freshmen (7)**

Britt, Goodwin, K. Jones, Macmillan, Pilson, Siler, Thomas



T.V./RADIO VISUAL ROSTER



Chris Gobrecht  
Head Coach



Stacy McIntyre  
Assoc. Head Coach




Erin Mills-Reid  
Assoc. Head Coach



Hillary Carlson  
Asst. Coach



Caitlyn Sears  
Asst. Coach



Capt. Rachel Smith  
Asst. Coach

## HEAD COACH

**CHRIS GOBRECHT**

41st Season as Head Coach  
6th Season at Air Force

Chris Gobrecht will begin her sixth season as the head women's basketball coach at the Air Force Academy in the 2020-2021 season. With a track record of 40 years of head coaching experience, Gobrecht was entrusted with a monumental task of laying a foundation and building the program to reach new heights, and for five-straight seasons, she has done exactly that. Since her inaugural year at Air Force in 2015-16, Gobrecht has continued to guide the Falcons to new heights, highlighted by a program-high seven Mountain West Conference (MWC) wins in the 2019-20 campaign. In just five seasons, Gobrecht has led Air Force to 19 MWC wins, equaling the number of Air Force's total number of MWC wins for the 16 seasons prior to her arrival.

In May 2018, Gobrecht signed a five-year contract extension with Air Force athletics under director Col. Jennifer Block, extending her service as head coach through the 2022-23 season. Gobrecht was originally hired on April 14, 2015 and was the first hire of then-Air Force Director of Athletics Jim Knowlton. Gobrecht came to the Academy from Yale, where she served as head coach from 2005-15.

A proven winner and program builder, Gobrecht has coached at programs in the Pac-12 and Atlantic Coast Conference. During her 10 seasons at Yale she restored the program's status as one of the premier women's basketball programs in the Ivy League. Gobrecht has 40 years of head coaching experience, all coach all-time for two schools, Washington and Yale.

at the Division I level, and has a career record of 567-595 (.490) which ranks among the nation's top 30 active coaches. Gobrecht is the winningest

"I'm thrilled to bring Chris Gobrecht to the Academy to lead our women's basketball program," Knowlton said. "She is a proven winner and has turned around every program she's led and done it the right way. To get someone of her caliber to the Academy makes me very excited about the future of the program."

"After meeting with Chris during her visit to the Academy, I know our women's basketball program will be in great hands," said USAFA's 19th Superintendent, Lt. Gen. Michelle Johnson. "Chris embodies the values our Academy stands for and her passion for leading young people is unmistakable."

"It is hard to put into words what the opportunity to build the women's basketball program at the Air Force Academy means to me and my family," Gobrecht said. "I am honored to be asked to lead the outstanding young women who make the choice to prepare themselves for service to their country as officers in the Air Force, and I am dedicated to their experience on the court producing success in competition as well as contributing greatly to their accomplishments towards the overall mission of the Academy."

Through her first two seasons, Gobrecht laid the foundation for building the program towards new heights. In the 2016-17 season, Air Force doubled its win total from the previous season. Then-freshman Mariah Forde led the Mountain West freshmen in scoring, averaging 11.0 points per game. The Falcons have improved in scoring, rebounding, blocked shots and free throw percentage in each passing year under Gobrecht's guidance.

In the 2017-18 campaign, Coach Gobrecht and the Falcons continued on the path upwards as Air Force's five wins in conference became the most in the Mountain West era, surpassing the previous mark of four wins, set in 2005-06 and 2007-08. Air Force's signature win came in the regular season home finale, posting a 57-47 win over then-first place Wyoming. In addition to winning four of the last six games of the season, Air Force smashed five team records, highlighted by a staunch defense that only allowed 62.3 ppg in the regular season and 59.7 pp in league action, setting new team records in each respective category. The Falcons held opponents below 60 points 11 times on the season, testament to the progression of the defense under Gobrecht and staff. Air Force's 2017-18 season also yielded six new individual school records including the program's first-ever Mountain West Freshman of the Year in Kaelin Immel, who set four program-records highlighted by the most-ever points scored by an Air Force freshman in the Div. I era.

Gobrecht's Falcons continued trending upward in the 2018-19 season, averaging 60.1 points per game in regular season and Mountain West play alike, an average mark 4.4 points more than last season's averages and 12.7 more points per game than in her inaugural campaign at Air Force. Gobrecht and a young squad made up predominantly of freshmen and sophomores checked the box on numerous milestones to include the team's first win against Army in over a decade and ending a 13-game losing streak to in-state rivals Colorado State. Under Gobrecht's guidance, freshman standout Riley Snyder, who averaged 10 points per game on the season, was added to the Mountain West All-Freshman team. She is the third freshman since the 2017-18 season to earn the honor.

The 2019-2020 season marked new heights for Gobrecht and the women's basketball team as the Falcons finished 10-21 (7-11 MWC), marking Gobrecht's most single-season wins since joining Air Force and the program's most single-season conference wins since joining the league in 1999-2000. Air Force's seventh-place finish in the league tied its best-ever finish in the MWC, and is the best-ever finish since the MWC became an 11-team league. Under Gobrecht's guidance, the Falcons averaged a program-best 60.7 points per game in league play, marking the team's best conference scoring average since joining the MWC. Air Force also ranked as high as 11th in the nation in offensive rebounds per game and as high as 25th in the nation in steals. The Falcons' Kaelin Immel, who Gobrecht has entrusted co-captaincy to for two seasons, was tabbed Mountain West All-Conference, becoming the first Falcon to receive the honors since 2013. Air Force's historic season was also highlighted by knocking off regular-season champions, Fresno State, at USAFA. The Bulldogs, who were undefeated in conference (15-0) at the time of the loss, had never lost to Air Force before. Gobrecht also guided Air Force to its first-ever win in New Mexico's "The Pit", snapping a 22-game losing streak at New Mexico, as well as the squad's first-ever win against Nevada in Reno, snapping an eight-game losing streak at Nevada.

Prior to coming to Air Force, Gobrecht built Yale's program up to become an annual contender for the Ivy League championship over her last six seasons. She coached the Bulldogs to 56 wins from 2012-14 which tied for the second-most wins in a four-year stretch and most since the class of 1980 won 57 games. Under Gobrecht's leadership, Yale has also recorded the top two marks for most Ivy League wins in a four-year span with 34 Ivy victories set by the Class of 2013 and 33 wins set by the Class of 2014.



## HEAD COACH

During her tenure at Yale, Gobrecht coached 27 players that earned Ivy League postseason awards, including two Ivy League Rookies of the Year, five All-Ivy first team honorees, three All-Ivy second team honorees, six All-Ivy honorable mention players, five All-Ivy rookie team players and seven Ivy League academic team honorees. Prior to Gobrecht's arrival at the school, a Bulldog player had not earned All-Ivy League first team accolades since the 1997-98. Gobrecht has also coached two players who competed on the international level.

Yale posted its sixth straight top-four finish in the Ivy League standings in 2014-15 with a 7-7 mark in Ivy play, while posting an overall mark of 13-15. Gobrecht became just the second coach in program history to record 100 victories at Yale with a victory at Columbia on Jan. 31, 2014. She was 117-162 (.419) in her 10 seasons at the school.

The Bulldogs enjoyed their most successful season under Gobrecht's leadership in 2011-12, finishing with a 16-12 record and an 8-6 mark in Ivy League play in a season that included Yale's first-ever meeting with the nation's top-ranked team (No. 1 Baylor, Nov. 22, 2011). It was their winningest season since a 16-10 finish in 1993-94 and the third straight season with at least eight Ivy League victories. The season included several milestones, including Gobrecht's 500th career victory which happened on Feb. 10, 2012, against Cornell.

In 2010-11, Gobrecht guided the Bulldogs to their first-ever appearance in the Women's National Invitational Tournament (WNIT). The Bulldogs finished with a 14-15 overall record, which, until 2011-12, was Yale's highest win total since the 2001-02 season (14-13). Gobrecht coached the Bulldogs to the biggest win in program history, a 91-85 win over then-No. 14 Florida State. It was Yale's first win over a nationally ranked opponent in the program's 38-year history. She followed that historic victory by guiding the Bulldogs to a 10-4 finish in Ivy League play, which matched the most wins for Yale in League play (10-4, 1988-89). The 2010-11 Ivy League season included Yale's first sweep of Harvard since the 1993-94 season, which helped the Bulldogs finish in second place in the Ivy League standings for the first time since 1988-89, clinching the Ivy League's automatic berth in the WNIT.

After posting a 3-24 mark in her first season with the Bulldogs, Gobrecht led the team to 12 wins in the 2006-07. The nine-win improvement was one of the best in Division I that season. The 2006-07 season was highlighted by a six-game winning streak and a 15-point victory over a Marist squad that would reach the Regional Semifinals (Sweet 16) of the NCAA Tournament. Yale was also the only Ivy League team to defeat league champion Harvard.

Though the 2008-09 team was hampered by a multitude of injuries, Gobrecht led her team to an 11-17 record and a landmark victory over North Carolina State, Yale's first win over an Atlantic Coast Conference opponent. Gobrecht also reached a milestone 450th career coaching win last season.

Prior to coaching at Yale, Gobrecht was the head coach at her alma mater, Southern California, where she posted a 93-108 record in seven seasons. She became the 33rd active coach to reach the 400-win mark during her time with the Women of Troy. She reached the milestone with a victory over Pepperdine on Dec. 4, 2002. Gobrecht took over a struggling Florida State program in 1996 for year, leading the school to a 5-22 record before going to USC.

Gobrecht coached the University of Washington from 1986-96. In 11 seasons at Washington, her teams went to the NCAA Tournament on nine occasions. The Huskies reached the NCAA Regional Semifinals four times during her tenure, and advanced to the Regional Finals (Elite Eight) in 1990. She won at least 16 games every year at Washington, including eight 20-win campaigns (six consecutive), and is the Huskies' all-time winningest coach with a 243-89 record. Washington won three conference championships and finished second four times during her tenure. A two-time Pac-10 Coach of the Year, Gobrecht led Washington to a school-record 28 wins and a number-three national ranking in 1989-90. The Huskies were the only team to beat eventual NCAA Champion Stanford that season. In lieu of her success with the Huskies, the University of Washington announced Gobrecht as one-of-seven individuals along with one team to be inducted into the Husky Hall of Fame in October 2018.

Gobrecht began her Division I coaching career with a struggling Cal State Fullerton program in 1979-80. She coached the Titans for six seasons, posting an 84-92 record. She led Cal State Fullerton to an 18-12 record in her third season on the job. In the 1984-85 season, Gobrecht's last with Cal State Fullerton, the Titans posted a 19-11 record and made their first appearance in the WNIT, making her a finalist for national Coach of the Year honors.

She served as an assistant for a USA Basketball select team that played in Czechoslovakia and Italy in 1990. In addition, six of Gobrecht's former players have played professionally in the WNBA and ABL.

Her coaching career began in 1978 at Santa Fe Springs (Calif.) High School, where her team went 20-4 and made the CIF AAA playoffs. The next year, Gobrecht led Pasadena City College to a 25-5 record, a conference championship and second place in the state junior college tournament.

A Toledo, Ohio, native and a graduate of Huntington Beach (Calif.) High School, Gobrecht earned a bachelor's degree in public affairs from USC in 1977. Then known by her maiden name of Chris Geiger, she was a three-year starter for the Women of Troy from 1974-76 and also played two seasons of volleyball at USC. After graduation, she spent a year volunteering in the Peace Corps, where she worked as an English teacher at St. Mary's College in Apia, Western Samoa.

Chris and late husband, Bob Gobrecht, have two children, Eric and Madeline. Eric is a graduate of the U.S. Air Force Academy and a graduate of the Air Force's flight school. A Major, he is a pilot stationed at Beale AFB, CA. In October 2011, Eric married Catherine Cheney, a 2010 graduate of Yale, they welcomed their first son, Bennett Gobrecht, in February of 2020. Mady graduated from Yale in 2011 after four standout seasons on the women's basketball team. She married Greg Moviel, a 2007 graduate of Vanderbilt University, in 2015. Grandson, Mack, born to Mady and Greg in May of 2018 was joined by the newest addition to the family, Mark, in June of 2020. Mady is currently a registered nurse serving at Memorial Hospital in Colorado Springs.



## CHRIS GOBRECHT YEAR-BY-YEAR COACHING RECORD

YEAR	SCHOOL	OVERALL	CONF. (PL.)	POSTSEASON
1979-80	Cal State Fullerton	7-23	2-10 (6th, WCAA)	
1980-81	Cal State Fullerton	10-20	2-10 (6th, WCAA)	
1981-82	Cal State Fullerton	18-12	3-9 (6th, WCAA)	
1982-83	Cal State Fullerton	13-15	3-11 (T6th, WCAA)	
1983-84	Cal State Fullerton	17-11	7-7 (4th, WCAA)	
1984-85	Cal State Fullerton	19-11	8-6 (5th, WCAA)	WNIT 1st Round
Total	Six Years	84-92 (.477)	25-33 (.321)	
1985-86	Washington	24-6	10-2 (1st; Pac-10)	NCAA 2nd Round
1986-87	Washington	23-7	14-4 (2nd; Pac-10)	NCAA 2nd Round
1987-88	Washington	25-5	16-2 (1st; Pac-10)	NCAA Reg. Semifinal
1988-89	Washington	23-10	15-3 (2nd; Pac-10)	NCAA 2nd Round
1989-90	Washington	28-3	17-1 (T1st; Pac-10)	NCAA Reg. Final
1990-91	Washington	24-5	15-3 (2nd; Pac-10)	NCAA Reg. Semifinal
1991-92	Washington	17-11	9-9 (6th; Pac-10)	
1992-93	Washington	17-12	11-7 (3rd; Pac-10)	NCAA 2nd Round
1993-94	Washington	21-8	12-6 (4th; Pac-10)	NCAA 2nd Round
1994-95	Washington	25-9	13-5 (2nd; Pac-10)	NCAA Reg. Semifinal
1995-96	Washington	16-13	10-8 (T3rd; Pac-10)	
Total	11 years	243-89 (.732)	142-50 (.740)	
1996-97	Florida State	5-22	0-16 (9th; ACC)	
Total	One year	5-22 (.185)	0-16 (.000)	
1997-98	USC	12-15	7-11 (6th; Pac-10)	
1998-99	USC	7-20	3-15 (T9th; Pac-10)	
1999-00	USC	16-14	10-8 (5th; Pac-10)	WNIT 2nd Round
2000-01	USC	13-15	8-10 (T6th; Pac-10)	
2011-02	USC	16-14	11-7 (T4th; Pac-10)	WNIT 2nd Round
2002-03	USC	14-17	8-10 (T5th; Pac-10)	
2003-04	USC	15-13	11-7 (T3rd; Pac-10)	
Total	Seven years	93-108 (.463)	58-68 (.460)	
2005-06	Yale	3-24	2-12 (T7th; Ivy)	
2006-07	Yale	12-16	5-9 (6th; Ivy)	
2007-08	Yale	9-18	7-7 (T4th; Ivy)	
2008-09	Yale	11-17	4-10 (7th; Ivy)	
2009-10	Yale	13-15	8-6 (4th; Ivy)	
2010-11	Yale	14-15	10-4 (T2nd; Ivy)	WNIT 1st Round
2011-12	Yale	16-12	8-6 (3rd; Ivy)	
2012-13	Yale	13-15	8-6 (4th; Ivy)	
2013-14	Yale	13-15	7-7 (4th; Ivy)	
2014-15	Yale	13-15	7-7 (T3rd; Ivy)	
Total	10 years	117-162 (.477)	66-74 (.471)	
2015-16	Air Force	1-29	1-18 (11th; MW)	
2016-17	Air Force	4-25	2-16 (11th; MW)	
2017-18	Air Force	6-25	5-13 (10th; MW)	
2018-19	Air Force	8-22	4-14 (10th; MW)	
2019-20	Air Force	10-21	7-11 (7th; MW)	
Total	Five years	29-122 (.188)	19-72 (.201)	
Career	40 years	571-595 (.489)	317-382 (.454)	

## CHRIS GOBRECHT VS. MOUNTAIN WEST OPPONENTS

MOUNTAIN WEST OPPONENTS	H	A	N	TOTAL
Boise State	5-4	2-7	1-2	8-13
Colorado State	5-4	1-4	2-0	8-8
Fresno State	2-4	2-6	0-0	4-10
Nevada	2-2	1-4	0-0	4-5
New Mexico	1-3	1-6	0-0	2-9
San Diego State	4-6	5-9	0-1	9-16
San José State	2-4	3-5	2-0	7-9
UNLV	0-7	0-5	1-3	1-15
Utah State	2-3	1-6	1-1	4-10
Wyoming	1-3	0-7	1-0	2-12

## THE GOBRECHT FILE

Hometown: Toledo, Ohio

High School: Huntington Beach (Calif.)

Education: USC, 1977  
Bachelor's Degree in Public Affairs

Playing Career: USC, 1974-76

### Family:

Husband, Bob (Deceased)

Son, Capt. Eric Gobrecht  
USAFA graduate and C-5M Pilot.

Daughter, Madeline  
Played for mother at Yale and is  
currently a nurse in Colorado Springs.

Years Coaching: 41st season

Career Record: 576-608 (.486)

### Coaching Career

Santa Fe Springs HS (1978)	20-4
Pasadena City College (1979)	25-5
Cal State Fullerton (1979-85)	84-92
Washington (1986-96)	243-89
Florida State (1996-97)	5-22
USC (1997-05)	93-108
Yale (2005-15)	117-162
Air Force (2015-)	34-135

### Accolades:

Two-time Pac 10 Coach of the Year  
Winningest coach at Washington and Yale  
Assistant, USA Basketball 1990

Pac 10 Titles	3
NCAA Appearances	9
20 win seasons	8
Players coached in WNBA and ABL	6

## PLAYER PROFILES

**Haley JONES****#0, FORWARD**6-0 | Sophomore  
Torrance, CA (Torrance)

**SOPHOMORE | 2019-20:**  
 -Appeared in all 31 games, made 19 starts on the season  
 -Averaged 5.2 RPG for the second-highest average on the team  
 -Finished sixth in the MW in offensive RPG (2.61)  
 -Posted three double-digit rebounding games  
 -Tied career-best 12 rebounds against Boise State in the MWC quarter-finals  
 -Averaged 4.1 PPG  
 -Scored a career-best 17 points at UNLV  
 -Averaged 1.5 steals per game, 14th best in the MWC  
 -Athletic Director's list

**FRESHMAN | 2018-19:**  
 -Played in all 30 games, making 19 starts  
 -216 points on the season (7.2 ppg), and 30 assists (1.0 apg)  
 -Nine double-figure scoring games, highlighted by a season-high 15 points against San Jose State  
 -Second-leading rebounder on the team (176, 5.9 rpg), second-leading rebounder of all MWC freshman  
 -Second-most single-season rebounds by any Air Force freshman in Div. I history, fifth-most by any Air Force freshman in Academy history  
 -Led the team in offensive rebounds (84)  
 -Career-high 12 rebounds against Utah State  
 -39 steals on the season for the seventh-most by any Air Force freshman in Div. I history and 10th most any freshman in Academy history  
 -Set a team-high mark with seven steals against UNLV  
 -Posted first career double-double against San Jose State (13 points, 10 rebounds)  
 -Athletic Director's List (Spring 2019)

Before Air Force: Four letters in basketball and track and one letter in cross country ... played for coach Riki Murakami at West Torrance HS ... 1,150 career points and 880 career rebounds ... Pioneer League MVP ... All-Area Player of the Year ... CIF Div. I Player of the Year ... West Torrance HS Athlete of the Year ... Cal High Sports All-State team ... Max Preps All-State team ... CIF Div. I champion ... CIF finalist in track for the 4x400 relay ... CIF finalist in cross country ... CIF finalist in shotput and discus.

Personal: Cadet Squadron 39 ... mother is Sabrina Steele and has an older sister named Dakota ... plans to major in military history ... aspires to work at a foreign embassy ... grandfather was in the ROTC at N.C. State ... hobbies are writing and watching movies ... Why I came to Air Force?: "I never thought I would be in the military but now that I am, I feel like I have found my place. I can't wait to see where this place takes me." ... other squadron duties include: support staff - working the football tailgates ... squadron PEER - checking in on fellow squadmates, ensuring moral is high throughout the squad ... Teal Rope - a liaison between cadets and the SAPR office ... created a new job along with LeSean Brown (MBB team): IC Liaison, which is advocating and mentoring the underclassmen intercollegiate athletes in the squad and representing them in the squadron strategic meetings.

## #0 JONES, Haley

Opponent	Date	GS	MIN	Total		3-Pointers		Free throws		Rebounds				PF	A	T/O	BLK	STL	PTS	AVG
				FG	PCT	3FG	PCT	FT	PCT	OFF	DEF	TOT	AVG							
Denver	11/25/2020		03:47	0-0	.000	0-0	.000	0-0	.000	0	0	0	0.0	2	0	0	0	0	0	0.0
at Colorado	11/28/2020		15:44	1-2	.500	0-0	.000	0-0	.000	0	2	2	1.0	5	0	2	0	1	2	1.0
<b>Totals</b>		<b>0</b>	<b>19:31</b>	<b>1-2</b>	<b>.500</b>	<b>0-0</b>	<b>.000</b>	<b>0-0</b>	<b>.000</b>	<b>0</b>	<b>2</b>	<b>2</b>	<b>1.0</b>	<b>7</b>	<b>0</b>	<b>2</b>	<b>0</b>	<b>1</b>	<b>2</b>	<b>1.0</b>

## Player Averages

Games Played	Minutes/game	Points/game	FG Pct	3FG Pct	FT Pct	Rebounds/game	Assists/game	Turnovers/game	Assist/Turnover ratio	Steals/game	Blocks/game
2	9.8	1.0	50.0	0.0	0.0	1.0	0.0	1.0	0.0	0.5	0.0

## CAREER STATS

## JONES, Haley

				Field Goals		3-Point		F-Throws		Rebounds				Scoring						
SEASON	TEAM	GP-GS	MIN/AVG	FG-FGA	FG%	3FG-FGA	3FG%	FT-FTA	FT%	OFF	DEF	TOT	AVG	PF-FO	AST	TOT	BLK	STL	PTS	AVG
2018-19	USAFA	30-19	706/23.5	82-210	.390	5-25	.200	47-83	.566	84	92	176	5.9	75-1	30	42	13	39	216	7.2
2019-20	USAFA	31-19	604/19.5	48-137	.350	4-17	.235	27-56	.482	81	79	160	5.2	72-2	29	35	17	47	127	4.1
2020-21	USAFA	2-0	20/9.8	1-2	.500	0-0	.000	0-0	.000	0	2	2	1.0	7-1	0	2	0	1	2	1.0
<b>TOTAL</b>		<b>63-38</b>	<b>1330/21.1</b>	<b>131-349</b>	<b>.375</b>	<b>9-42</b>	<b>.214</b>	<b>74-139</b>	<b>.532</b>	<b>165</b>	<b>173</b>	<b>338</b>	<b>5.4</b>	<b>154-4</b>	<b>59</b>	<b>79</b>	<b>30</b>	<b>87</b>	<b>345</b>	<b>5.5</b>

## Single Game Highs

Statistic	Value	
Points	17	vs UNLV 01/04/20
Rebounds	12	vs Utah St. 01/05/19, vs Boise St. 03/02/20
Assists	5	vs San Diego St. 03/10/19
Steals	7	at UNLV 01/16/19
Blocks	2	7 times
FG Made	6	vs Fairleigh Dickinson 11/16/18
FG Attempts	13	at Minnesota 12/02/18, vs San Diego St. 03/10/19
3FG Made	2	vs George Mason 11/09/18
3FG Attempts	3	vs George Mason 11/09/18, at UNLV 01/16/19, at Tennessee 12/01/19
FT Made	6	vs Neb. Wesleyan 12/30/19, vs UNLV 01/04/20
FT Attempts	9	vs UNLV 01/04/20

## PLAYER PROFILES



**Briana AUTREY-THOMPSON**  
**#1, GUARD**

5-6 | Junior

Suffolk, VA (Nansemond River)

SOPHOMORE | 2019-20:

- Played in 21 games, making 21 starts
- Averaged 9.0 PPG, third-best on the squad
- Scored a season-high 21 points at Cal St. Fullerton
- Notched 10 double-digit scoring performances
- Led the team with 4.1 APG
- Dished a career-high 11 assists at San Diego State
- Snatched a career-best five steals in two games
- Averaged 1.9 steals per game

FRESHMAN | 2018-19:

- Played in all 30 games, making 14 starts
- Scored 275 points (9.2 ppg), 10th most by any Air Force freshman in Div. I history
- Led the team in assists (76, 2.5 apg), sixth most by any freshman in Academy history
- Had the second-most steals on the team (49, 1.6 spg), fifth-most by any freshman and tying for seventh-most in Academy history
- Posted three 20+ scoring performances highlighted by a season-high 24 points against Army
- 10 double-figure scoring performances
- Six assists against San Jose State tied for the most in by a Falcon in a single-game on the season
- Made 8 FTs against Army, setting a season-high mark for the team
- Made 70 FTs on the season, seventh most by any freshman in Academy history

Before Air Force: Four letters in basketball, three letters in volleyball and one letter in track at Nansemond River HS ... played for coach Robert Calvin Mason ... first female at her school to score 1,000 points as a junior ... most points, steals and rebounds, fourth in rebounds ... first-team all-conference ... first-team all-region ... first-team All-757 ... second-team All-Tidewater ... first-team all-district ... her jersey was retired by her high school ... A-B Honor Roll ... National Honor Society ... Class Treasurer ... FBLA member.

Personal: Cadet Squadron 25 ... parents are Andrew and Sheila Thompson ... majoring in social sciences and would like to pursue a career in the same field ... hobbies are listening to music and hanging out with friends.

## #1 AUTREY, Briana

Opponent	Date	GS	MIN	Total		3-Pointers		Free throws		Rebounds				PF	A	T/O	BLK	STL	PTS	AVG	
				FG-FGA	PCT	3FG-3FGA	PCT	FT-FTA	PCT	OFF	DEF	TOT	AVG								
Denver	11/25/2020	*	31:20	8-16	.500	1-3	.333	8-11	.727	0	2	2	2.0	2	3	3	0	4	25	25.0	
at Colorado	11/28/2020	*	27:51	2-7	.286	0-0	.000	2-2	1.000	0	1	1	1.5	4	0	7	0	2	6	15.5	
Western Colo.	12/16/2020	*	35:10	11-16	.688	0-1	.000	4-4	1.000	0	4	4	2.3	5	5	3	0	7	26	19.0	
at Denver	12/20/2020	*	35:15	6-18	.333	2-4	.500	2-4	.500	2	1	3	2.5	2	8	0	0	5	16	18.3	
Portland St.	12/28/2020	*	28:55	3-10	.300	0-0	.000	3-4	.750	0	3	3	2.6	3	8	5	0	3	9	16.4	
at Utah St.	12/31/2020	*	29:00	1-6	.167	0-0	.000	2-6	.333	1	3	4	2.8	4	3	5	0	0	4	14.3	
at Utah St.	01/02/2021	*	34:00	2-10	.200	1-3	.333	3-5	.600	1	3	4	3.0	3	4	6	0	6	8	13.4	
Boise St.	01/06/2021	*	23:16	4-12	.333	0-2	.000	4-5	.800	1	6	7	3.5	3	5	3	0	4	12	13.3	
Boise St.	01/08/2021	*	32:23	7-13	.538	1-1	1.000	4-4	1.000	1	1	2	3.3	2	1	7	0	1	19	13.9	
at Wyoming	01/16/2021	*	33:09	7-18	.389	0-4	.000	3-5	.600	3	3	6	3.6	1	5	3	0	3	17	14.2	
at Wyoming	01/18/2021	*	23:11	0-9	.000	0-3	.000	2-2	1.000	4	1	5	3.7	5	4	4	0	3	2	13.1	
at San Diego St.	01/22/2021	*	26:42	3-13	.231	0-3	.000	0-1	.000	0	2	2	3.6	2	4	6	0	0	6	12.5	
at San Diego St.	01/24/2021	*	33:05	6-15	.400	0-3	.000	6-7	.857	0	5	5	3.7	2	5	5	0	0	18	12.9	
UNLV	02/07/2021	*	34:09	2-16	.125	0-3	.000	2-2	1.000	0	1	1	3.5	3	8	4	0	5	6	12.4	
at Fresno St.	02/10/2021	*	29:00	7-12	.583	0-2	.000	2-4	.500	1	2	3	3.5	3	0	4	0	0	16	12.7	
at Fresno St.	02/11/2021	*	25:00	11-16	.688	1-3	.333	1-1	1.000	0	3	3	3.4	4	3	4	0	2	24	13.4	
Colo. Christian	02/19/2021	*	20:12	1-6	.167	0-0	.000	1-2	.500	0	3	3	3.4	0	1	3	0	3	3	12.8	
Totals			17	501:38	81-213	.380	6-35	.171	49-69	.710	14	44	58	3.4	48	67	72	0	48	217	12.8

## Player Averages

Games Played	Minutes/game	Points/game	FG Pct	3FG Pct	FT Pct	Rebounds/game	Assists/game	Turnovers/game	Assist/Turnover ratio	Steals/game	Blocks/game
17	29.5	12.8	38.0	17.1	71.0	3.4	3.9	4.2	0.9	2.8	0.0

## CAREER STATS

## AUTREY, Briana

		Field Goals				3-Point		F-Throws		Rebounds								Scoring		
SEASON	TEAM	GP-GS	MIN/AVG	FG-FGA	FG%	3FG-FGA	3FG%	FT-FTA	FT%	OFF	DEF	TOT	AVG	PF-FO	AST	TO	BLK	STL	PTS	AVG
2018-19	USAFA	30-14	750/25.0	96-244	.393	13-53	.245	70-104	.673	16	50	66	2.2	74-3	76	135	4	49	275	9.2
2019-20	USAFA	21-21	572/27.2	75-204	.368	9-46	.196	29-47	.617	12	36	48	2.3	63-4	87	86	3	40	188	9.0
2020-21	USAFA	17-17	502/29.5	81-213	.380	6-35	.171	49-69	.710	14	44	58	3.4	48-2	67	72	0	48	217	12.8
TOTAL		68-52	1824/26.8	252-661	.381	28-134	.209	148-220	.673	42	130	172	2.5	185-9	230	293	7	137	680	10.0

## Single Game Highs

Statistic	Value	
Points	26	vs Western Colo. 12/16/20
Rebounds	7	vs Fresno St. 02/19/20, vs Boise St. 01/06/21
Assists	11	at San Diego St. 02/08/20
Steals	7	vs Western Colo. 12/16/20
Blocks	2	at Army West Point 11/21/18
FG Made	11	at Fresno St. 02/11/21, vs Western Colo. 12/16/20
FG Attempts	18	at Denver 12/20/20, at Wyoming 01/16/21
3FG Made	2	vs San Jose St. 01/26/19, vs Colorado St. 03/01/20, at Denver 12/20/20
3FG Attempts	6	at Oregon 12/20/18, vs Colorado St. 03/01/20
FT Made	8	at Army West Point 11/21/18, vs Denver 11/25/20
FT Attempts	11	vs Northern Colo. 11/28/18, vs Denver 11/25/20

## PLAYER PROFILES



**Audrey GADISON**  
**#2, GUARD**

5-7 | Junior  
Blaine, MN

(St. Croix Lutheran Academy)

SOPHOMORE | 2019-20:

-Battled back from injury to see action in two games

-Did not record any stats on the season

FRESHMAN | 2018-19:

-Saw action in seven games before sitting the season due to injury

-Drained a three-pointer against Minnesota

Before Air Force: Four letters in basketball and track at St. Croix Lutheran Academy ... played for coach Dave Mielke ... four-time Tri-Metro first-team all-conference ... 1,000 Point Club as a junior ... Rookie of the Year ... member of four-time conference championship team ... three-time MVP ... Basketball Elite 50 underclassman ... two-time team captain ... 2018 Miss Minnesota Basketball Nominee ... 2018 class 3AAA honorable mention all-state ... four-time All-A Honor Roll ... three-time Minnesota Track and Field Academic All-State ... three academic letters ... Minnesota Academic All-State in basketball ... two-time Tri-Metro Honorable Mention Track and Field.

Personal: Cadet Squadron 8 ... parents are Jessie and Kim Gadison ... has an older brother ... comes from a family of basketball athletes as mom, dad and brother played collegiate basketball ... father, Jessie Gadison, also ran track in college ... plans to major in biology ... aspires to have a career as a pathologist ... hobby is reading.

Related Content

There is no related content available.

## #2 GADISON, Audrey

				Total		3-Pointers		Free throws		Rebounds											
Opponent	Date	GS	MIN	FG-FGA	PCT	3FG-3FGA	PCT	FT-FTA	PCT	OFF	DEF	TOT	AVG	PF	A	T/O	BLK	STL	PTS	AVG	
Denver	11/25/2020		02:03	0-1	.000	0-1	.000	0-0	.000	0	0	0	0.0	1	0	0	0	0	0	0.0	
at Colorado	11/28/2020		08:29	1-2	.500	1-2	.500	0-0	.000	0	0	0	0.0	2	0	1	0	0	3	1.5	
Western Colo.	12/16/2020	*	31:40	0-4	.000	0-3	.000	0-0	.000	0	1	1	0.3	3	1	3	0	2	0	1.0	
at Denver	12/20/2020	*	12:35	2-4	.500	2-4	.500	0-0	.000	0	0	0	0.3	4	0	0	0	1	6	2.3	
Portland St.	12/28/2020		14:34	2-5	.400	2-4	.500	0-0	.000	1	2	3	0.8	0	1	1	0	0	6	3.0	
at Utah St.	12/31/2020		09:00	1-3	.333	1-3	.333	0-0	.000	2	3	5	1.5	1	0	1	0	0	3	3.0	
at Utah St.	01/02/2021		08:00	0-1	.000	0-1	.000	2-2	1.000	1	1	2	1.6	1	0	1	0	0	2	2.9	
Boise St.	01/06/2021		14:31	4-5	.800	4-4	1.000	0-0	.000	0	2	2	1.6	1	2	2	0	0	12	4.0	
Boise St.	01/08/2021		01:37	0-0	.000	0-0	.000	0-0	.000	0	0	0	1.4	1	0	0	0	0	0	3.6	
at Wyoming	01/16/2021		04:56	1-2	.500	1-2	.500	0-0	.000	1	0	1	1.4	1	0	1	0	0	3	3.5	
at Wyoming	01/18/2021		12:31	2-5	.400	2-4	.500	2-2	1.000	0	1	1	1.4	0	1	3	0	1	8	3.9	
at San Diego St.	01/22/2021		09:42	2-5	.400	2-5	.400	0-0	.000	0	1	1	1.3	0	0	0	1	0	6	4.1	
at San Diego St.	01/24/2021		14:40	3-6	.500	3-6	.500	0-0	.000	0	0	0	1.2	0	1	0	0	1	9	4.5	
UNLV	02/05/2021		17:43	1-6	.167	0-4	.000	0-0	.000	2	2	4	1.4	2	0	0	0	1	2	4.3	
UNLV	02/07/2021		08:60	1-3	.333	0-2	.000	1-2	.500	0	0	0	1.3	0	0	0	0	0	3	4.2	
at Fresno St.	02/10/2021		07:00	0-0	.000	0-0	.000	0-0	.000	0	0	0	1.3	0	0	1	0	0	0	3.9	
at Fresno St.	02/11/2021		13:00	2-4	.500	2-4	.500	0-0	.000	1	2	3	1.4	2	0	0	0	0	6	4.1	
Colo. Christian	02/19/2021		13:28	1-2	.500	1-2	.500	0-0	.000	0	0	0	1.3	0	2	1	0	0	3	4.0	
Totals		2	204:28	23-58	.397	21-51	.412	5-6	.833	8	15	23	1.3	19	8	15	1	6	72	4.0	

## Player Averages

Games Played	Minutes/game	Points/game	FG Pct	3FG Pct	FT Pct	Rebounds/game	Assists/game	Turnovers/game	Assist/Turnover ratio	Steals/game	Blocks/game
18	11.4	4.0	39.7	41.2	83.3	1.3	0.4	0.8	0.5	0.3	0.1

## CAREER STATS

## GADISON, Audrey

				Field Goals		3-Point		F-Throws		Rebounds										Scoring	
SEASON	TEAM	GP-GS	MIN/AVG	FG-FGA	FG%	3FG-FGA	3FG%	FT-FTA	FT%	OFF	DEF	TOT	AVG	PF-FO	AST	TO	BLK	STL	PTS	AVG	
2018-19	USAFA	7-0	44/6.2	2-8	.250	1-4	.250	0-0	.000	2	2	4	0.6	4-0	0	0	0	4	5	0.7	
2019-20	USAFA	2-0	1/0.6	0-0	.000	0-0	.000	0-0	.000	0	0	0	0.0	0-0	0	0	0	0	0	0.0	
2020-21	USAFA	18-2	204/11.4	23-58	.397	21-51	.412	5-6	.833	8	15	23	1.3	19-0	8	15	1	6	72	4.0	
TOTAL		27-2	249/9.2	25-66	.379	22-55	.400	5-6	.833	10	17	27	1.0	23-0	8	15	1	10	77	2.9	

## Single Game Highs

Statistic	Value
Points	12 vs Boise St. 01/06/21
Rebounds	5 at Utah St. 12/31/20
Assists	2 vs Boise St. 01/06/21, vs Colo. Christian 02/19/21
Steals	2 vs Western Colo. 12/16/20
Blocks	1 at San Diego St. 01/22/21
FG Made	4 vs Boise St. 01/06/21
FG Attempts	6 vs UNLV 02/05/21, at San Diego St. 01/24/21
3FG Made	4 vs Boise St. 01/06/21
3FG Attempts	6 at San Diego St. 01/24/21
FT Made	2 at Wyoming 01/18/21, at Utah St. 01/02/21
FT Attempts	2 vs UNLV 02/07/21, at Wyoming 01/18/21, at Utah St. 01/02/21



## PLAYER PROFILES



**Cierra WINTERS**  
**#3, GUARD**

5-7 | Junior  
El Paso, TX (Franklin)  
USAFA Prep

## SOPHOMORE | 2019-20:

- Played in 28 games on the season
- Scored in a career-high 10 points in two games
- Averaged 2.6 PPG, 1.6 RPG
- Snagged a career-best six rebounds at Nevada
- Career-best six steals against Colorado State in the regular-season finale
- Led the team with a .405 FG percentage
- Athletic Director's list

## FRESHMAN | 2018-19:

- Saw action in nine games
- Scored a career-high nine points against Fairleigh Dickinson, shooting 2-2 from deep
- Athletic Honors all semesters

Before Air Force: Attended the USAFA Prep School where she played basketball ... earned Outstanding Female Athlete Award ... Black Rope ... four letters in basketball at Franklin HS ... played for coach Marlee Webb ... two-time first-team all-district ... two-time all-city ... City Defensive MVP ... 2016 USA Basketball 3x3 bronze medalist ... 2016 USA Basketball 3x3 Skills MVP ... two-time second-team all-district ... AAU team MVP ... competed at the U.S. Olympic Training Center ... helped her high school win a regional game, propelling the program to its furthest game in the tournament ... academic all-state ... Top-7% in graduating class.

Personal: Cadet Squadron 14 ... parents are Steven and Carla Winters ... has five siblings ... father played football at the University of Utah ... brother, Issac Winters, played football at West Point ... sister, Haley Winters, ran track at West Point ... sister, Lexi Winters, played basketball at New Mexico Junior College ... plans to major in behavioral science ... aspires to become a pilot.

## #3 WINTERS, Cierra

Opponent	Date	GS	MIN	Total		3-Pointers		Free throws		Rebounds										
				FG-FGA	PCT	3FG-3FGA	PCT	FT-FTA	PCT	OFF	DEF	TOT	AVG	PF	A	T/O	BLK	STL	PTS	AVG
Denver	11/25/2020		07:27	1-3	.333	0-1	.000	3-4	.750	0	1	1	1.0	1	0	1	0	0	5	5.0
at Colorado	11/28/2020		10:04	0-3	.000	0-0	.000	1-2	.500	0	1	1	1.0	0	0	0	0	1	1	3.0
Western Colo.	12/16/2020	*	24:09	1-9	.111	0-3	.000	0-0	.000	1	3	4	2.0	5	4	1	0	5	2	2.7
at Denver	12/20/2020	*	20:44	4-6	.667	0-0	.000	0-0	.000	0	1	1	1.8	4	0	1	1	0	8	4.0
Portland St.	12/28/2020	*	19:12	3-3	1.000	1-1	1.000	0-0	.000	0	2	2	1.8	3	2	2	1	0	7	4.6
at Utah St.	12/31/2020	*	19:00	2-5	.400	0-0	.000	0-1	.000	1	4	5	2.3	5	2	0	1	3	4	4.5
at Utah St.	01/02/2021	*	28:00	4-11	.364	0-1	.000	0-0	.000	1	4	5	2.7	4	0	2	0	2	8	5.0
Boise St.	01/06/2021	*	21:24	2-3	.667	0-0	.000	0-0	.000	1	3	4	2.9	3	0	0	0	2	4	4.9
Boise St.	01/08/2021	*	17:25	0-2	.000	0-0	.000	2-2	1.000	0	2	2	2.8	1	1	2	0	0	2	4.6
at Wyoming	01/16/2021	*	29:05	2-4	.500	0-0	.000	2-2	1.000	1	2	3	2.8	5	1	1	0	1	6	4.7
at Wyoming	01/18/2021	*	26:03	0-4	.000	0-1	.000	0-0	.000	2	2	4	2.9	2	0	0	0	2	0	4.3
at San Diego St.	01/22/2021		15:38	1-4	.250	0-1	.000	0-0	.000	0	1	1	2.8	2	2	0	0	0	2	4.1
at San Diego St.	01/24/2021		10:46	0-0	.000	0-0	.000	2-2	1.000	0	0	0	2.5	3	1	1	0	2	2	3.9
UNLV	02/05/2021	*	25:39	6-8	.750	0-1	.000	3-5	.600	0	2	2	2.5	5	2	1	0	1	15	4.7
UNLV	02/07/2021	*	18:09	1-5	.200	0-1	.000	0-0	.000	2	0	2	2.5	2	0	0	0	0	2	4.5
at Fresno St.	02/10/2021		10:00	2-3	.667	0-0	.000	0-2	.000	1	1	2	2.4	2	0	0	0	1	4	4.5
at Fresno St.	02/11/2021		19:00	1-4	.250	0-0	.000	0-0	.000	0	1	1	2.4	1	0	1	0	0	2	4.4
Colo. Christian	02/19/2021	*	23:49	4-7	.571	0-1	.000	0-0	.000	0	2	2	2.3	2	2	1	0	5	8	4.6
Totals		12	345:33	34-84	.405	1-11	.091	13-20	.650	10	32	42	2.3	50	17	14	3	25	82	4.6

## Player Averages

Games Played	Minutes/game	Points/game	FG Pct	3FG Pct	FT Pct	Rebounds/game	Assists/game	Turnovers/game	Assist/Turnover ratio	Steals/game	Blocks/game
18	19.2	4.6	40.5	9.1	65.0	2.3	0.9	0.8	1.2	1.4	0.2

## CAREER STATS

## WINTERS, Cierra

SEASON	TEAM	GP-GS	MIN/AVG	Field Goals		3-Point		F-Throws		Rebounds				Scoring						
				FG-FGA	FG%	3FG-FGA	3FG%	FT-FTA	FT%	OFF	DEF	TOT	AVG	PF-FO	AST	TO	BLK	STL	PTS	AVG
2018-19	USAFA	9-0	57/6.3	4-15	.267	2-8	.250	1-6	.167	2	2	4	0.4	7-0	2	3	0	5	11	1.2
2019-20	USAFA	28-0	307/11.0	32-79	.405	4-25	.160	4-14	.286	9	35	44	1.6	52-2	19	21	0	28	72	2.6
2020-21	USAFA	18-12	346/19.2	34-84	.405	1-11	.091	13-20	.650	10	32	42	2.3	50-4	17	14	3	25	82	4.6
<b>TOTAL</b>		<b>55-12</b>	<b>710/12.9</b>	<b>70-178</b>	<b>.393</b>	<b>7-44</b>	<b>.159</b>	<b>18-40</b>	<b>.450</b>	<b>21</b>	<b>69</b>	<b>90</b>	<b>1.6</b>	<b>109-6</b>	<b>38</b>	<b>38</b>	<b>3</b>	<b>58</b>	<b>165</b>	<b>3.0</b>

## Single Game Highs

Statistic	Value	
Points	15	vs UNLV 02/05/21
Rebounds	6	at Nevada 12/07/19
Assists	4	vs Western Colo. 12/16/20
Steals	6	vs Colorado St. 02/27/20
Blocks	1	at Denver 12/20/20, at Utah St. 12/31/20, vs Portland St. 12/28/20
FG Made	6	vs UNLV 02/05/21
FG Attempts	11	at Utah St. 01/02/21
3FG Made	2	vs Fairleigh Dickinson 11/16/18
3FG Attempts	3	vs Colorado St. 02/27/20, at Nevada 12/07/19, vs Western Colo. 12/16/20
FT Made	3	vs UNLV 02/05/21, vs Denver 11/25/20
FT Attempts	5	vs UNLV 02/05/21



## PLAYER PROFILES

**Jordan GOODWIN****#5, GUARD**5-8 | Freshman  
Antelope, CA (Antelope)

HIGH SCHOOL: Six-time varsity athlete ... played for coach Sean Chambers at Antelope HS ... All-American ... CIF All-Conference ... played for Just Believe Sports club team where she was the team captain and MVP ... also played volleyball and track.

PERSONAL: Cadet Squadron 24 ... parents are James and Alicia Goodwin ... has a younger brother, Jayden ... plans to major in biology.

**#5 GOODWIN, Jordan**

Opponent	Date	GS	MIN	Total		3-Pointers		Free throws		Rebounds				PF		A		T/O		BLK		STL		PTS		AVG
				FG-FGA	PCT	3FG-3FGA	PCT	FT-FTA	PCT	OFF	DEF	TOT	AVG	PF	A	T/O	BLK	STL	PTS							
Western Colo.	12/16/2020		08:14	1-3	.333	0-0	.000	0-0	.000	0	1	1	1.0	1	0	0	0	0	0	2	2.0					
at Denver	12/20/2020		02:26	0-0	.000	0-0	.000	0-0	.000	0	0	0	0.5	0	0	0	0	0	0	0	1.0					
Portland St.	12/28/2020		02:28	0-0	.000	0-0	.000	0-0	.000	0	1	1	0.7	0	1	0	0	0	0	0	0.7					
Boise St.	01/06/2021		01:26	0-0	.000	0-0	.000	0-0	.000	0	0	0	0.5	1	0	0	0	0	0	0	0.5					
Colo. Christian	02/19/2021		03:38	0-0	.000	0-0	.000	0-0	.000	0	0	0	0.4	0	0	0	0	0	0	0	0.4					
Totals		0	18:12	1-3	.333	0-0	.000	0-0	.000	0	2	2	0.4	2	1	0	0	0	0	2	0.4					

**Player Averages**

Games Played	Minutes/game	Points/game	FG Pct	3FG Pct	FT Pct	Rebounds/game	Assists/game	Turnovers/game	Assist/Turnover ratio	Steals/game	Blocks/game
5	3.6	0.4	33.3	0.0	0.0	0.4	0.2	0.0	1.0	0.0	0.0

## CAREER STATS


**GOODWIN, Jordan**

				Field Goals		3-Point		F-Throws		Rebounds				Scoring	
SEASON	TEAM	GP-GS	MIN/AVG	FG-FGA	FG%	3FG-FGA	3FG%	FT-FTA	FT%	OFF	DEF	TOT	AVG	PF-FO	AST TO
2020-21	USAFA	5-0	18/3.6	1-3	.333	0-0	.000	0-0	.000	0	2	2	0.4	2-0	1 0 0 0
<b>TOTAL</b>		<b>5-0</b>	<b>18/3.6</b>	<b>1-3</b>	<b>.333</b>	<b>0-0</b>	<b>.000</b>	<b>0-0</b>	<b>.000</b>	<b>0</b>	<b>2</b>	<b>2</b>	<b>0.4</b>	<b>2-0</b>	<b>1 0 0 0</b>

**Single Game Highs**

Statistic	Value
Points	2 vs Western Colo. 12/16/20
Rebounds	1 vs Western Colo. 12/16/20, vs Portland St. 12/28/20
Assists	1 vs Portland St. 12/28/20
FG Made	1 vs Western Colo. 12/16/20
FG Attempts	3 vs Western Colo. 12/16/20

# PLAYER PROFILES



**Kamri HEATH**  
**#10, GUARD**

5-7 | Sophomore  
Edmond, OK  
(Edmond North)

FRESHMAN | 2019-20:

- Appeared in 26 games, starting the first seven games of the season
- Scored career-best 16 points in career debut at No. 20 Arizona State
- Averaged 3.4 PPG on the season
- .563 FT percentage
- 29 assists, 23 steals
- Mountain West All-Academic
- Commandant's list
- Athletic Director's list

Before Air Force: Played for coach Pete Papahronis at Edmond North HS ... averaged 18.4 PPG and the steals per game as a senior ... Offensive Player of the Year ... OGBCA All-State and OCA All-State ... selected to play in the Faith 7 game of Oklahoma vs. Texas ... VYPE top 100 ... member of the 1000 point club ... Oklahoma High School Player of the Week ... all-conference selection freshman, sophomore, and junior year ... All-City Roster ... played softball and helped her team reach the state tournament in her senior year ... Academic All American in softball and basketball ... AP Scholar ... Nate Fleming Scholarship.

Personal: Cadet Squadron 7 ... parents are Joel and Bobbi Heath, has one older sibling ... both parents, Joel and Bobbi, played collegiate sports at Central Oklahoma, baseball and basketball, respectively ... sister, JoBi, was an All-American softball player at Central Oklahoma.

## #10 HEATH, Kamri

Opponent	Date	GS	MIN	Total		3-Pointers		Free throws		Rebounds				PF	A	T/O	BLK	STL	PTS	AVG
				FG-FGA	PCT	3FG-3FGA	PCT	FT-FTA	PCT	OFF	DEF	TOT	AVG							
Denver	11/25/2020		01:07	0-1	.000	0-0	.000	0-0	.000	0	0	0	0.0	0	0	0	0	0	0	0.0
at Colorado	11/28/2020		03:18	0-1	.000	0-0	.000	0-0	.000	0	0	0	0.0	0	0	2	0	1	0	0.0
Portland St.	12/28/2020		04:30	1-1	1.000	0-0	.000	0-0	.000	0	1	1	0.3	2	0	2	0	0	2	0.7
at Utah St.	12/31/2020		03:00	0-1	.000	0-0	.000	0-0	.000	0	0	0	0.3	0	1	0	0	1	0	0.5
at Utah St.	01/02/2021		02:00	0-0	.000	0-0	.000	0-0	.000	0	0	0	0.2	0	0	0	0	0	0	0.4
Boise St.	01/06/2021		02:13	0-1	.000	0-0	.000	0-0	.000	0	0	0	0.2	1	0	1	0	0	0	0.3
at San Diego St.	01/22/2021		03:42	1-1	1.000	0-0	.000	0-0	.000	0	0	0	0.1	1	0	1	0	0	2	0.6
at San Diego St.	01/24/2021		01:40	0-1	.000	0-0	.000	0-0	.000	0	0	0	0.1	0	0	0	0	0	0	0.5
UNLV	02/07/2021		02:41	0-0	.000	0-0	.000	0-0	.000	0	1	1	0.2	0	0	0	0	1	0	0.4
at Fresno St.	02/10/2021		10:00	3-4	.750	0-0	.000	0-0	.000	1	0	1	0.3	2	0	1	0	0	6	1.0
at Fresno St.	02/11/2021		04:00	0-2	.000	0-0	.000	0-0	.000	0	0	0	0.3	0	0	0	0	0	0	0.9
Colo. Christian	02/19/2021		16:11	5-7	.714	0-0	.000	0-0	.000	2	2	4	0.6	1	0	0	0	0	10	1.7
<b>Totals</b>		<b>0</b>	<b>54:22</b>	<b>10-20</b>	<b>.500</b>	<b>0-0</b>	<b>.000</b>	<b>0-0</b>	<b>.000</b>	<b>3</b>	<b>4</b>	<b>7</b>	<b>0.6</b>	<b>7</b>	<b>1</b>	<b>7</b>	<b>0</b>	<b>3</b>	<b>20</b>	<b>1.7</b>

## Player Averages

Games Played	Minutes/game	Points/game	FG Pct	3FG Pct	FT Pct	Rebounds/game	Assists/game	Turnovers/game	Assist/Turnover ratio	Steals/game	Blocks/game
12	4.5	1.7	50.0	0.0	0.0	0.6	0.1	0.6	0.1	0.3	0.0

# CAREER STATS

## HEATH, Kamri

				Field Goals		3-Point		F-Throws		Rebounds				Scoring	
SEASON	TEAM	GP-GS	MIN/AVG	FG-FGA	FG%	3FG-FGA	3FG%	FT-FTA	FT%	OFF	DEF	TOT	AVG	PF-FO	AST
2019-20	USAFA	26-7	381/14.7	39-113	.345	2-12	.167	9-16	.563	10	19	29	1.1	25-1	29
2020-21	USAFA	12-0	54/4.5	10-20	.500	0-0	.000	0-0	.000	3	4	7	0.6	7-0	1
<b>TOTAL</b>		<b>38-7</b>	<b>436/11.5</b>	<b>49-133</b>	<b>.368</b>	<b>2-12</b>	<b>.167</b>	<b>9-16</b>	<b>.563</b>	<b>13</b>	<b>23</b>	<b>36</b>	<b>0.9</b>	<b>32-1</b>	<b>30</b>

## Single Game Highs

Statistic	Value
Points	16 at Arizona St. 11/05/19
Rebounds	4 4 times
Assists	5 vs NJIT 11/08/19
Steals	4 vs NJIT 11/08/19
Blocks	1 at Northern Colo. 11/19/19, at Navy 11/27/19
FG Made	6 at Arizona St. 11/05/19
FG Attempts	14 vs NJIT 11/08/19
3FG Made	1 at Arizona St. 11/05/19, at Northern Colo. 11/19/19
3FG Attempts	2 at Arizona St. 11/05/19, vs NJIT 11/08/19, vs Neb. Wesleyan 12/30/19
FT Made	3 at Arizona St. 11/05/19
FT Attempts	6 at Arizona St. 11/05/19

## PLAYER PROFILES

**Kayla PILSON****#11, GUARD/FORWARD**

5-10 | Freshman

Houston, TX (Westside)

USAFA Prep

USAFA Prep: Played for the women's basketball team at the Prep School.

HIGH SCHOOL: Four-time varsity athlete ... played for coach Troy Gillespie at Westside HS ... three-time all-district ... four-time district champion ... All-Region Player of the Year ... all-state ... first-team all-district (sophomore and junior) ... district MVP (junior) ... three-time tournament MVP ... McDonald's Tournament MVP ... played for Cyfair Premier club team for two seasons ... two-time district 1x100 relay champion in track ... second place in district high jump ... National Honors Society ... AP Honors.

PERSONAL: Cadet Squadron 28 ... parents are Michael Pilson and Tina Walton ... has a younger brother, Brighton Pilson ... plans to major in legal studies with a minor in French or philosophy ... other hobbies are golf, track and field, soccer and Ultimate Frisbee.

**#11 PILSON, Kayla**

Opponent	Date	GS	MIN	Total		3-Pointers		Free throws		Rebounds				PF							PTS	AVG
				FG-FGA	PCT	3FG-3FGA	PCT	FT-FTA	PCT	OFF	DEF	TOT	AVG	PF	A	T/O	BLK	STL	PTS	AVG		
Denver	11/25/2020		05:57	1-2	.500	0-1	.000	0-0	.000	0	0	0	0.0	0	0	1	0	0	2	2.0		
at Colorado	11/28/2020		03:56	0-0	.000	0-0	.000	0-0	.000	0	0	0	0.0	0	0	0	0	0	0	0	1.0	
Western Colo.	12/16/2020		30:51	3-6	.500	0-2	.000	2-2	1.000	0	1	1	0.3	3	0	1	0	2	8	3.3		
at Denver	12/20/2020		30:30	3-8	.375	2-5	.400	0-0	.000	0	2	2	0.8	1	1	1	0	1	8	4.5		
Portland St.	12/28/2020		19:34	5-6	.833	0-1	.000	2-2	1.000	0	1	1	0.8	3	1	0	0	2	12	6.0		
at Utah St.	12/31/2020		21:00	2-7	.286	0-3	.000	4-6	.667	2	1	3	1.2	1	0	2	0	2	8	6.3		
at Utah St.	01/02/2021		11:00	1-2	.500	1-1	1.000	1-2	.500	1	1	2	1.3	3	0	1	0	0	4	6.0		
Boise St.	01/06/2021		18:35	1-6	.167	0-1	.000	2-2	1.000	0	1	1	1.3	0	2	2	0	0	4	5.8		
Boise St.	01/08/2021		13:04	1-4	.250	0-1	.000	0-0	.000	0	1	1	1.2	0	0	0	0	2	2	5.3		
at Wyoming	01/16/2021		02:02	0-0	.000	0-0	.000	0-0	.000	0	0	0	1.1	0	0	2	0	0	0	4.8		
at Wyoming	01/18/2021		09:20	0-2	.000	0-0	.000	0-0	.000	1	0	1	1.1	0	0	0	0	1	0	4.4		
UNLV	02/05/2021		09:49	1-4	.250	0-0	.000	0-0	.000	2	1	3	1.3	0	0	0	0	0	2	4.2		
UNLV	02/07/2021		06:07	1-3	.333	0-1	.000	0-0	.000	0	2	2	1.3	0	0	0	0	0	2	4.0		
Colo. Christian	02/19/2021		20:33	1-4	.250	0-0	.000	0-0	.000	2	4	6	1.6	2	1	0	0	3	2	3.9		
<b>Totals</b>		<b>0</b>	<b>202:19</b>	<b>20-54</b>	<b>.370</b>	<b>3-16</b>	<b>.188</b>	<b>11-14</b>	<b>.786</b>	<b>8</b>	<b>15</b>	<b>23</b>	<b>1.6</b>	<b>13</b>	<b>5</b>	<b>10</b>	<b>0</b>	<b>13</b>	<b>54</b>	<b>3.9</b>		

**Player Averages**

Games Played	Minutes/game	Points/game	FG Pct	3FG Pct	FT Pct	Rebounds/game	Assists/game	Turnovers/game	Assist/Turnover ratio	Steals/game	Blocks/game
14	14.5	3.9	37.0	18.8	78.6	1.6	0.4	0.7	0.5	0.9	0.0

## CAREER STATS

**PILSON, Kayla**

				Field Goals		3-Point		F-Throws		Rebounds				Scoring						
SEASON	TEAM	GP-GS	MIN/AVG	FG-FGA	FG%	3FG-FGA	3FG%	FT-FTA	FT%	OFF	DEF	TOT	AVG	PF-FO	AST	TO	BLK	STL	PTS	AVG
2020-21	USAFA	14-0	202/14.5	20-54	.370	3-16	.188	11-14	.786	8	15	23	1.6	13-0	5	10	0	13	54	3.9
<b>TOTAL</b>		<b>14-0</b>	<b>202/14.5</b>	<b>20-54</b>	<b>.370</b>	<b>3-16</b>	<b>.188</b>	<b>11-14</b>	<b>.786</b>	<b>8</b>	<b>15</b>	<b>23</b>	<b>1.6</b>	<b>13-0</b>	<b>5</b>	<b>10</b>	<b>0</b>	<b>13</b>	<b>54</b>	<b>3.9</b>

**Single Game Highs**

Statistic	Value
Points	12 vs Portland St. 12/28/20
Rebounds	6 vs Colo. Christian 02/19/21
Assists	2 vs Boise St. 01/06/21
Steals	3 vs Colo. Christian 02/19/21
FG Made	5 vs Portland St. 12/28/20
FG Attempts	8 at Denver 12/20/20
3FG Made	2 at Denver 12/20/20
3FG Attempts	5 at Denver 12/20/20
FT Made	4 at Utah St. 12/31/20
FT Attempts	6 at Utah St. 12/31/20

## PLAYER PROFILES

**Grace HESS****#12, GUARD**

5-8 | Sophomore

Abingdon, VA

(Abingdon/USAFA Prep)

FRESHMAN | 2019-20:

-Saw action in 20 games on the season  
 -Scored a career-high seven points against Nebraska-Wesleyan  
 -.889 FT percentage (8-9)  
 -Four perfect games at the free throw line  
 -Averaged 2.1 PPG on the season

Before Air Force:  
 Attended the USAFA Prep School where she played basketball and won Most Athletic Female ... played ball for coach Jimmy Brown at Abingdon HS ... tied the Virginia state record for most three-pointers in a single game (12) ... VHSL All-Star ... VHSL first-team all-state ... 2017-18 Regional Player of the Year ... set Abingdon HS record with 40 points in a single game ... National Honor Society.

Personal: Cadet Squadron 40 ... major is undecided.

## CAREER STATS

**HESS, Grace**

				Field Goals		3-Point		F-Throws		Rebounds									Scoring	
SEASON	TEAM	GP-GS	MIN/AVG	FG-FGA	FG%	3FG-FGA	3FG%	FT-FTA	FT%	OFF	DEF	TOT	AVG	PF-FO	AST	TO	BLK	STL	PTS	AVG
2019-20	USAFA	20-0	211/10.6	15-57	.263	4-26	.154	8-9	.889	5	13	18	0.9	9-0	10	20	4	5	42	2.1
TOTAL		20-0	211/10.6	15-57	.263	4-26	.154	8-9	.889	5	13	18	0.9	9-0	10	20	4	5	42	2.1

**Single Game Highs**

Statistic	Value	
Points	7	vs Neb. Wesleyan 12/30/19
Rebounds	6	vs Neb. Wesleyan 12/30/19
Assists	4	vs Army West Point 11/13/19
Steals	3	vs Neb. Wesleyan 12/30/19
Blocks	2	vs Army West Point 11/13/19
FG Made	3	vs Army West Point 11/13/19, vs Neb. Wesleyan 12/30/19
FG Attempts	11	vs Neb. Wesleyan 12/30/19
3FG Made	2	vs UNLV 01/04/20
3FG Attempts	5	vs Neb. Wesleyan 12/30/19
FT Made	2	vs NJIT 11/08/19, vs San Diego 11/16/19, at Northern Colo. 11/19/19
FT Attempts	2	4 times

## PLAYER PROFILES



**Emily CONROE**  
**#13, GUARD**

5-10 | Senior  
Fredericksburg, VA (FHSAA)

## JUNIOR | 2019-20:

- Started in all 31 contests on the season
- Averaged 8.1 PPG, third highest average on the team
- 7.5 RPG, setting the standard on the team in RPG
- Seventh leading rebounder in the Mountain West, seventh in the league in offensive rebounds (5.06) and eighth in defensive rebounds (2.48)
- Set the standard on the team in double-double games with six on the season, tying for sixth-most in the league
- Set the standard on the team in 10-rebound games, tallying nine on the season, fifth-most in the MW
- Set a career-high mark with 14 single-game rebounds at San Jose State
- Dropped a season-high 22 points at Nevada
- 12 games in double-digit scoring
- Sixth in steals in the Mountain West (1.87)
- Six perfect games at the free throw line, shooting .739 from the line on the season
- Averaged 1.3 APG
- Mountain West All-Academic team
- Dean's list, Athletic Director's list, Superintendent's list, Commandant's list

## SOPHOMORE | 2018-19:

- Played in all 30 games, making 21 starts
- 315 points on the season (10.5 ppg), second-most on the team
- 17 double-figure scoring games, highlighted by season-high 22 in the win against Colorado State
- Posted three double-doubles on the season
- Top 3FG % on the team (.327)
- Top FT% on the team (.773)
- Led the team with 187 rebounds (6.2 rpg), second leading rebounder of all Mountain West Conference sophomores, ranking 8th in the Academy's all-time single-season record book
- Set the standard on the team for most single-game rebounds (13) against San Diego State
- Led the team with 50 steals (1.7 spg), eighth most in a single-season in the Div. I era
- Second-most blocks on the team (24)
- Academic All-MWC
- Dean's List (Spring 2019)
- Dean's List, Athletic Director's List, Commandant's List, Superintendent's List (Fall 2018)

## FRESHMAN | 2017-18:

- 2017-18 Mountain West All-Freshman Team
- Appeared in 31 games, making 27 starts.
- Second on team and second among Mountain West freshmen in scoring, averaging 11.3 ppg.
- 350 points is second most ever by a freshman in Div. I era at AF.
- Second on team with 41 three's.
- Led team with 81.0 free throw percentage.
- Career-high 23 points at Utah State.
- 21 points vs. Utah Valley.
- Air Force Div. I Era Top 10 in: (Scoring, PPG, FG's made, FG's attempted, three's made and attempted, free throws made, free throw percentage, rebounds, steals and blocks).
- 154 rebounds is second among freshmen at Div. I era.
- Dean's List, Athletic Director's List (Fall 2017)
- Dean's List (Spring 2018)

Before Air Force: Seton Home Study (Academic)/Fairfax Homeschool Sports Athletic Association (FHSAA)...lettered all four years in basketball and volleyball and one in soccer...scored 2,735 points and grabbed 1,821 rebounds (19.3 ppg, 12 rpg) for career...played for MaxPreps #1 ranked homeschool team in 2016-17...runner-up NACA Div. II and offensive MVP...played on two HSPN East Coast National Homeschool Tournament Champion team and earned MVP honors in 2014-15 and 2015-16...team captain as a junior and senior...played for Faith Baptist School (FBS) as a freshman, earning ODACS State Championship and earning MVP honors.

Personal: Cadet Squadron 15 ... daughter of Mark and Lynne Conroe...has a brother and sister...comes from a military family as father and aunt are Army West Point graduates and also has an uncle that is a Naval Academy graduate...father played soccer at Army and aunt, Natalie Conroe, was on swimming & diving, track and field and soccer teams at Army

## #13 CONROE, Emily

Opponent	Date	GS	MIN	Total		3-Pointers		Free throws		Rebounds				PF	A	T/O	BLK	STL	PTS	AVG
				FG-FGA	PCT	3FG-3FGA	PCT	FT-FTA	PCT	OFF	DEF	TOT	AVG							
Denver	11/25/2020	*	15:46	1-5	.200	0-1	.000	0-0	.000	4	2	6	6.0	3	1	1	0	3	2	2.0
at Colorado	11/28/2020	*	20:56	1-7	.143	0-3	.000	0-0	.000	4	2	6	6.0	2	0	1	0	1	2	2.0
at Denver	12/20/2020	*	25:08	5-12	.417	1-3	.333	0-0	.000	2	2	4	5.3	3	1	2	0	3	11	5.0
Portland St.	12/28/2020	*	25:02	2-4	.500	0-0	.000	0-0	.000	0	4	4	5.0	2	1	2	0	2	4	4.8
at Utah St.	12/31/2020	*	33:00	5-12	.417	0-4	.000	3-6	.500	4	6	10	6.0	4	1	2	0	3	13	6.4
at Utah St.	01/02/2021	*	33:00	3-10	.300	1-4	.250	4-5	.800	7	6	13	7.2	3	0	2	1	3	11	7.2
Boise St.	01/06/2021	*	23:12	7-8	.875	0-1	.000	0-0	.000	1	2	3	6.6	1	2	0	1	4	14	8.1
Boise St.	01/08/2021	*	30:16	2-7	.286	1-4	.250	0-0	.000	3	4	7	6.6	3	1	2	1	4	5	7.8
at Wyoming	01/16/2021	*	29:03	2-4	.500	1-2	.500	0-0	.000	3	2	5	6.4	2	0	1	0	1	5	7.4
at Wyoming	01/18/2021	*	29:02	2-11	.182	0-4	.000	1-1	1.000	2	7	9	6.7	2	0	0	0	2	5	7.2
at San Diego St.	01/22/2021	*	29:34	3-4	.750	3-4	.750	2-2	1.000	2	6	8	6.8	3	4	1	0	3	11	7.5
at San Diego St.	01/24/2021	*	30:48	1-6	.167	0-3	.000	0-0	.000	3	7	10	7.1	1	0	3	1	1	2	7.1
UNLV	02/05/2021	*	29:55	1-9	.111	0-4	.000	0-0	.000	3	6	9	7.2	3	1	3	5	1	2	6.7
UNLV	02/07/2021	*	33:25	4-9	.444	1-2	.500	3-4	.750	6	3	9	7.4	4	4	1	2	3	12	7.1
at Fresno St.	02/10/2021	*	31:00	3-7	.429	0-0	.000	0-0	.000	2	7	9	7.5	3	1	1	1	0	6	7.0
at Fresno St.	02/11/2021	*	34:00	1-5	.200	0-0	.000	0-0	.000	2	10	12	7.8	1	0	3	0	1	2	6.7
Colo. Christian	02/19/2021	*	24:48	2-7	.286	0-1	.000	0-0	.000	3	3	6	7.6	1	1	2	0	3	4	6.5
Totals		14	477:55	45-127	.354	8-40	.200	13-18	.722	51	79	130	7.6	41	18	27	12	38	111	6.5

## Player Averages

Games Played	Minutes/game	Points/game	FG Pct	3FG Pct	FT Pct	Rebounds/game	Assists/game	Turnovers/game	Assist/Turnover ratio	Steals/game	Blocks/game
17	28.1	6.5	35.4	20.0	72.2	7.6	1.1	1.6	0.7	2.2	0.7

## CAREER STATS

## CONROE, Emily

SEASON	TEAM	GP-GS	MIN/AVG	Field Goals		3-Point		F-Throws		Rebounds				Scoring	
				FG-FGA	FG%	3FG-FGA	3FG%	FT-FTA	FT%	OFF	DEF	TOT	AVG	PF-FO	AST
2017-18	USAFA	31-27	852/27.5	129-332	.389	41-118	.347	51-63	.810	45	109	154	5.0	129-0	27
2018-19	USAFA	30-21	839/28.0	111-282	.394	35-107	.327	58-75	.773	48	139	187	6.2	59-0	23
2019-20	USAFA	31-31	924/29.8	88-237	.371	23-87	.264	51-69	.739	77	157	234	7.5	57-0	39
2020-21	USAFA	17-14	478/28.1	45-127	.354	8-40	.200	13-18	.722	51	79	130	7.6	41-0	18
<b>TOTAL</b>		<b>109-93</b>	<b>3094/28.4</b>	<b>373-978</b>	<b>.381</b>	<b>107-352</b>	<b>.304</b>	<b>173-225</b>	<b>.769</b>	<b>221</b>	<b>484</b>	<b>705</b>	<b>6.5</b>	<b>214-0</b>	<b>107</b>

## Single Game Highs

Statistic	Value
Points	23 at Utah St. 02/24/18
Rebounds	14 at San Jose St. 02/15/20
Assists	4 vs UNLV 02/07/21, at San Diego St. 01/22/21
Steals	6 at Utah St. 01/08/20
Blocks	5 vs UNLV 02/05/21
FG Made	8 5 times
FG Attempts	18 vs New Mexico 12/28/17
3FG Made	5 at Utah St. 02/24/18
3FG Attempts	10 vs San Diego St. 02/03/18, vs San Jose St. 01/25/20
FT Made	8 at Nevada 12/07/19
FT Attempts	8 at Nevada 12/07/19



## PLAYER PROFILES

**Taylor BRITT****#15, GUARD**

5-7 | Freshman

Columbia, SC (Spring Valley)

USAFA Prep


USAFA Prep: Played for the women's basketball team at the Prep School.

HIGH SCHOOL: Four-time varsity athlete at Spring Valley HS ... first-team Region III 4A 2017-18 ... represented South Carolina in state Junior All-Star Game and won MVP of game ... also played soccer in high school.

PERSONAL: Cadet Squadron 1 ... parents are Lamont and Maxine Britt ... has two older sisters, Paige and Morgan, and a younger brother, Lamont ... major is undecided.

## CAREER STATS

## PLAYER PROFILES



**Shadiya THOMAS**  
**#20, GUARD**

5-8 | Freshman  
Cypress, TX (Cypress Ranch)

**HIGH SCHOOL:** Played ball at Cypress Ranch HS for coach Cari Daniel ... McDonald's Invitational All-Tournament Team ... Katy All-Tournament team ... Katy Tournament Champions ... TABC State All-Star Team - alt. ... Phillips 66 All-Tournament Team... first-team All-District ... second-team all-district ... National Honors Society ... Math Honors Society ... played club basketball for Cy- Fair EYBL (2019), San Antonio Finest (2019) and Houston Skyrise (2015-2018).

**PERSONAL:** Cadet Squadron 17 ... parents are Fred Wilson and Christa Gallop-Wilson ... has seven siblings, four brothers, Nashon, Chase, Arik and David, and three sisters, Brianna, Gabby and Maya ... plans to major in aeronautical engineering or management and possibly minor in French or Arabic.

## #20 THOMAS, Shadiya

Opponent	Date	GS	MIN	Total		3-Pointers		Free throws		Rebounds				PF		A	T/O	BLK	STL	PTS	AVG
				FG-FGA	PCT	3FG-3FGA	PCT	FT-FTA	PCT	OFF	DEF	TOT	AVG								
Denver	11/25/2020		06:37	0-1	.000	0-0	.000	0-0	.000	0	1	1	1.0	1	1	0	0	0	0	0	0.0
at Colorado	11/28/2020		01:33	0-0	.000	0-0	.000	0-0	.000	0	0	0	0.5	0	0	1	0	0	0	0	0.0
Portland St.	12/28/2020		04:30	0-1	.000	0-0	.000	0-0	.000	0	1	1	0.7	1	0	1	0	0	0	0	0.0
at Utah St.	01/02/2021		01:00	0-0	.000	0-0	.000	0-0	.000	0	0	0	0.5	0	0	0	0	0	0	0	0.0
Boise St.	01/06/2021		02:13	0-1	.000	0-0	.000	1-2	.500	0	0	0	0.4	0	0	0	0	0	0	1	0.2
Colo. Christian	02/19/2021		03:38	1-2	.500	0-1	.000	0-0	.000	0	0	0	0.3	0	0	1	0	0	0	2	0.5
<b>Totals</b>		<b>0</b>	<b>19:31</b>	<b>1-5</b>	<b>.200</b>	<b>0-1</b>	<b>.000</b>	<b>1-2</b>	<b>.500</b>	<b>0</b>	<b>2</b>	<b>2</b>	<b>0.3</b>	<b>2</b>	<b>1</b>	<b>3</b>	<b>0</b>	<b>0</b>	<b>0</b>	<b>3</b>	<b>0.5</b>

## Player Averages

Games Played	Minutes/game	Points/game	FG Pct	3FG Pct	FT Pct	Rebounds/game	Assists/game	Turnovers/game	Assist/Turnover ratio	Steals/game	Blocks/game
6	3.3	0.5	20.0	0.0	50.0	0.3	0.2	0.5	0.3	0.0	0.0

## CAREER STATS


## THOMAS, Shadiya

				Field Goals		3-Point		F-Throws		Rebounds								Scoring		
SEASON	TEAM	GP-GS	MIN/AVG	FG-FGA	FG%	3FG-FGA	3FG%	FT-FTA	FT%	OFF	DEF	TOT	AVG	PF-FO	AST	TOT	BLK	STL	PTS	AVG
2020-21	USAFA	6-0	20/3.3	1-5	.200	0-1	.000	1-2	.500	0	2	2	0.3	2-0	1	3	0	0	3	0.5
TOTAL		6-0	20/3.3	1-5	.200	0-1	.000	1-2	.500	0	2	2	0.3	2-0	1	3	0	0	3	0.5

## Single Game Highs

Statistic	Value
Points	2 vs Colo. Christian 02/19/21
Rebounds	1 vs Denver 11/25/20, vs Portland St. 12/28/20
Assists	1 vs Denver 11/25/20
FG Made	1 vs Colo. Christian 02/19/21
FG Attempts	2 vs Colo. Christian 02/19/21
3FG Attempts	1 vs Colo. Christian 02/19/21
FT Made	1 vs Boise St. 01/06/21
FT Attempts	2 vs Boise St. 01/06/21

## PLAYER PROFILES



**Allyah MARLETT**  
**#22, GUARD**

5-9 | Sophomore  
 Aurora, CO  
 Grandview

**FRESHMAN | 2019-20:**

- Played in all 31 games, making seven starts
- Led all Air Force freshmen in scoring, averaging 4.5 PPG
- Scored a career-high 15 points at Utah State
- Registered first career double-double against Nebraska-Wesleyan (11 points, 12 rebounds)
- Recorded three double-figure scoring performances
- Six perfect games from the free-throw line, .667 FT percentage
- Averaged 4.5 RPG, most by any freshman
- Athletic Director's list

Before Air Force: Played for coach Josh Ulitzky at Grandview HS ... four-year letter winner in basketball, three-year letter winner in Track and field ... two-time basketball state champion ... three state appearances in hoops ... state qualifier for shotput and discus, 8th in state for shotput ... four-years on the Honor Roll ... three-time academic letter winner ... National Honor Society ... Sisterhood Club president.

Personal: Cadet Squadron 28 ... parents are Kelly and Alicia Marlett ... plans to major in behavioral sciences ... aspires to become a pediatric psychiatrist ... loves art, movies and video games.

**#22 MARLETT, Allyah**

Opponent	Date	GS	MIN	Total		3-Pointers		Free throws		Rebounds				PF	A	T/O	BLK	STL	PTS	AVG
				FG-FGA	PCT	3FG-3FGA	PCT	FT-FTA	PCT	OFF	DEF	TOT	AVG							
Denver	11/25/2020		08:57	1-3	.333	0-1	.000	0-0	.000	0	1	1	1.0	1	1	1	0	1	2	2.0
at Colorado	11/28/2020		09:37	1-2	.500	0-0	.000	0-1	.000	1	0	1	1.0	3	0	3	0	0	2	2.0
<b>Totals</b>		<b>0</b>	<b>18:34</b>	<b>2-5</b>	<b>.400</b>	<b>0-1</b>	<b>.000</b>	<b>0-1</b>	<b>.000</b>	<b>1</b>	<b>1</b>	<b>2</b>	<b>1.0</b>	<b>4</b>	<b>1</b>	<b>4</b>	<b>0</b>	<b>1</b>	<b>4</b>	<b>2.0</b>

**Player Averages**

Games Played	Minutes/ game	Points/ game	FG Pct	3FG Pct	FT Pct	Rebounds/ game	Assists/ game	Turnovers/ game	Assist/Turnover ratio	Steals/ game	Blocks/ game
2	9.3	2.0	40.0	0.0	0.0	1.0	0.5	2.0	0.3	0.5	0.0

## CAREER STATS

**MARLETT, Allyah**

				Field Goals		3-Point		F-Throws		Rebounds				Scoring						
SEASON	TEAM	GP-GS	MIN/AVG	FG-FGA	FG%	3FG-FGA	3FG%	FT-FTA	FT%	OFF	DEF	TOT	AVG	PF-FO	AST	TO	BLK	STL	PTS	AVG
2019-20	USAFA	31-7	551/17.8	54-148	.365	12-52	.231	18-27	.667	57	83	140	4.5	33-0	8	40	4	19	138	4.5
2020-21	USAFA	2-0	19/9.3	2-5	.400	0-1	.000	0-1	.000	1	1	2	1.0	4-0	1	4	0	1	4	2.0
<b>TOTAL</b>		<b>33-7</b>	<b>569/17.2</b>	<b>56-153</b>	<b>.366</b>	<b>12-53</b>	<b>.226</b>	<b>18-28</b>	<b>.643</b>	<b>58</b>	<b>84</b>	<b>142</b>	<b>4.3</b>	<b>37-0</b>	<b>9</b>	<b>44</b>	<b>4</b>	<b>20</b>	<b>142</b>	<b>4.3</b>

**Single Game Highs**

Statistic	Value	
Points	15	vs Utah St. 01/22/20
Rebounds	12	vs Neb. Wesleyan 12/30/19
Assists	2	vs San Jose St. 01/25/20
Steals	4	at Tennessee 12/01/19
Blocks	1	4 times
FG Made	6	vs Utah St. 01/22/20
FG Attempts	12	vs Neb. Wesleyan 12/30/19
3FG Made	2	vs Fresno St. 02/19/20, vs Utah St. 01/22/20
3FG Attempts	4	at Navy 11/27/19
FT Made	4	vs Boise St. 03/02/20
FT Attempts	4	vs Boise St. 03/02/20

## PLAYER PROFILES



**Riley SNYDER**  
**#23, Forward**

6-0 | Junior  
 Fruita, CO  
 Fruita Monument

NOTABLE:  
 -2018-19 Mountain West All-Freshman team

**SOPHOMORE | 2019-20:**  
 -Played in all 31 games making 27 starts  
 -Second-best scoring average on the team (14.2), ninth best in the MV, fourth-best in the AF Div. I era  
 -441 points on the season is third most in Div. I era  
 -Scored a career-best 34 points in Air Force's first win at New Mexico, marking the highest scoring performance by any MW player on the season  
 -Two 30-point games on the season  
 -Seven 20-point games on the season  
 -23 double-digit scoring performances on the season  
 -163 FG made ties for second most in the AF Div. I era  
 -35th leading scoring in Air Force program history (730), 17th in the Div. I era  
 -Led the team with a .373 3FG percentage and in 3FGs made (44)  
 -Career-high and team-best six three-balls at New Mexico  
 -.826 FT percentage, going perfect from the free throw line in 15 games  
 -3.6 RPG, notching a career-high eight rebounds in two games this season  
 -Mountain West Player of the Week  
 -Athletic Director's list

**FRESHMAN | 2018-19:**  
 -Mountain West All-Freshman team  
 -Played in 29 games, making 26 starts  
 -Third leading scorer on the team and fourth leading scorer among Mountain West freshmen, averaging 10.0ppg  
 -289 points is 7th most by any freshman in the Academy's Div. I era  
 -Second on team with 34 3FG made  
 -Second best FT% on the team (.742), shot perfect FT in four games (min. 3 attempted), third highest FT% by any freshman in the MWC  
 -Career-high 22 points vs Nevada  
 -Set the bar on the team for the most 3-point FG made in a single game (4, twice)  
 -Two 20+ point performances and 14 double-figure scoring marks on the season, for the most double-figure games by any Air Force freshman  
 -Air Force Div. I Era Top 10 Freshman in: Scoring (289), PPG (10.0), FG's made (103), FG's attempted (303), 3FGs made (34), 3FGs attempted (106), 3FG % (.321), FTs made (49), FT% (.742), rebounds (126), and blocks (11).

Before Air Force: Four letters in basketball in volleyball at Fruita Monument HS ... played for coach Michael Wells ... over 1,500 career points ... second-team all-state in basketball and volleyball as a senior ... four-time first-team All-Conference SWL in basketball and volleyball ... Colorado Coaches Selection All-State as a senior ... played in "The Show" All-Star Game as a junior and senior ... four-time academic all-state in both basketball and volleyball ... Superintendent Scholar (4.0+ all four years) ... Academic Award Letter ... four-time first-team all-conference in basketball and volleyball ... over 1,000 career kills in volleyball.

Personal: Cadet Squadron 36 ... mother is Lori Snyder ... has an older brother plans to major in legal studies ... mother was a collegiate athlete at Oklahoma State ... hobbies include spending time with friends and family, hiking, camping and listening to music.

## #23 SNYDER, Riley

Opponent	Date	GS	MIN	Total		3-Pointers		Free throws		Rebounds				PF	A	T/O	BLK	STL	PTS	AVG
				FG-FGA	PCT	3FG-3FGA	PCT	FT-FTA	PCT	OFF	DEF	TOT	AVG							
Denver	11/25/2020	*	25:06	1-8	.125	0-3	.000	1-2	.500	0	2	2	2.0	4	2	2	0	1	3	3.0
at Colorado	11/28/2020	*	31:36	3-11	.273	2-6	.333	6-6	1.000	0	1	1	1.5	3	0	1	1	1	14	8.5
Western Colo.	12/16/2020	*	38:50	8-23	.348	3-6	.500	5-6	.833	4	5	9	4.0	3	0	4	1	2	24	13.7
at Denver	12/20/2020	*	38:39	12-24	.500	1-6	.167	3-3	1.000	2	3	5	4.3	2	2	3	0	3	28	17.3
Portland St.	12/28/2020	*	26:17	11-16	.688	5-7	.714	0-0	.000	2	3	5	4.4	2	1	3	0	3	27	19.2
at Utah St.	12/31/2020	*	36:00	10-23	.435	4-9	.444	1-2	.500	0	2	2	4.0	3	3	4	1	0	25	20.2
at Utah St.	01/02/2021	*	37:00	5-18	.278	3-10	.300	5-7	.714	2	2	4	4.0	4	1	3	0	0	18	19.9
Boise St.	01/06/2021	*	28:46	4-15	.267	2-5	.400	3-4	.750	1	1	2	3.8	0	2	1	0	1	13	19.0
Boise St.	01/08/2021	*	29:53	3-15	.200	0-4	.000	0-0	.000	2	3	5	3.9	2	2	4	0	3	6	17.6
at Wyoming	01/16/2021	*	31:20	3-7	.429	0-0	.000	0-0	.000	2	1	3	3.8	1	1	3	0	1	6	16.4
at Wyoming	01/18/2021	*	32:31	5-15	.333	1-3	.333	2-2	1.000	0	0	0	3.5	2	1	1	0	1	13	16.1
at San Diego St.	01/22/2021	*	34:24	3-13	.231	1-10	.100	2-2	1.000	0	4	4	3.5	2	0	3	1	0	9	15.5
at San Diego St.	01/24/2021	*	38:07	5-11	.455	1-4	.250	4-4	1.000	1	5	6	3.7	2	3	2	1	2	15	15.5
UNLV	02/05/2021	*	35:28	7-22	.318	3-10	.300	0-0	.000	0	3	3	3.6	2	1	2	0	2	17	15.6
UNLV	02/07/2021	*	20:46	4-10	.400	1-4	.250	0-0	.000	1	0	1	3.5	4	0	2	0	0	9	15.1
at Fresno St.	02/10/2021	*	33:00	4-13	.308	3-6	.500	2-2	1.000	0	4	4	3.5	1	1	2	0	0	13	15.0
at Fresno St.	02/11/2021	*	33:00	2-12	.167	1-7	.143	0-0	.000	2	2	4	3.5	2	2	5	1	1	5	14.4
<b>Totals</b>			<b>17 550:44</b>	<b>90-256</b>	<b>.352</b>	<b>31-100</b>	<b>.310</b>	<b>34-40</b>	<b>.850</b>	<b>19</b>	<b>41</b>	<b>60</b>	<b>3.5</b>	<b>39</b>	<b>22</b>	<b>45</b>	<b>6</b>	<b>21</b>	<b>245</b>	<b>14.4</b>

## Player Averages

Games Played	Minutes/game	Points/game	FG Pct	3FG Pct	FT Pct	Rebounds/game	Assists/game	Turnovers/game	Assist/Turnover ratio	Steals/game	Blocks/game
17	32.4	14.4	35.2	31.0	85.0	3.5	1.3	2.6	0.5	1.2	0.4

## CAREER STATS

## SNYDER, Riley

SEASON	TEAM	GP-GS	MIN/AVG	Field Goals		3-Point		F-Throws		Rebounds				Scoring						
				FG-FGA	FG%	3FG-FGA	3FG%	FT-FTA	FT%	OFF	DEF	TOT	AVG	PF-FO	AST	TO	BLK	STL	PTS	AVG
2018-19	USAFA	29-26	777/26.8	103-303	.340	34-106	.321	49-66	.742	43	83	126	4.3	52-1	27	64	11	25	289	10.0
2019-20	USAFA	31-27	910/29.4	163-434	.376	44-118	.373	71-86	.826	35	77	112	3.6	58-0	37	75	10	29	441	14.2
2020-21	USAFA	17-17	551/32.4	90-256	.352	31-100	.310	34-40	.850	19	41	60	3.5	39-0	22	45	6	21	245	14.4
<b>TOTAL</b>		<b>77-70</b>	<b>2238/29.1</b>	<b>356-993</b>	<b>.359</b>	<b>109-324</b>	<b>.336</b>	<b>154-192</b>	<b>.802</b>	<b>97</b>	<b>201</b>	<b>298</b>	<b>3.9</b>	<b>149-1</b>	<b>86</b>	<b>184</b>	<b>27</b>	<b>75</b>	<b>975</b>	<b>12.7</b>

## Single Game Highs

Statistic	Value
Points	34 at New Mexico 02/24/20
Rebounds	9 vs Western Colo. 12/16/20
Assists	4 at New Mexico 02/24/20
Steals	3 7 times
Blocks	2 vs San Diego St. 03/10/19, vs San Diego 11/16/19
FG Made	12 at New Mexico 02/24/20, at Denver 12/20/20
FG Attempts	26 vs Army West Point 11/13/19
3FG Made	6 at New Mexico 02/24/20
3FG Attempts	10 4 times
FT Made	7 vs Utah St. 01/05/19
FT Attempts	10 at San Jose St. 02/23/19

## PLAYER PROFILES

**Dasha MACMILLAN****#30, FORWARD**6-0 | Freshman  
Colleyville, TX (Grapevine)

**HIGH SCHOOL:** Four-time varsity athlete ... most points scored in school history ... played for coach Greg Gray at Grapevine HS ... first-team all-district ... all-region ... all-state ... team MVP and district MVP ... Higher Goals Basketball Club for eight years ... club team captain ... all-league ... National Honors Society.

**PERSONAL:** Cadet Squadron 3 ... parents are Doug and Tanya MacMillan ... plans to major in biology and minor in Russian ... hobbies are painting, hiking, biking and travelling.

**#30 MACMILLAN, Dasha**

Opponent	Date	GS	MIN	Total		3-Pointers		Free throws		Rebounds				PF	A	T/O	BLK	STL	PTS	AVG
				FG-FGA	PCT	3FG-3FGA	PCT	FT-FTA	PCT	OFF	DEF	TOT	AVG							
Denver	11/25/2020		20:37	1-7	.143	1-5	.200	0-0	.000	1	2	3	3.0	1	1	0	0	0	3	3.0
at Colorado	11/28/2020		06:16	0-0	.000	0-0	.000	0-0	.000	1	0	1	2.0	0	0	0	0	0	0	1.5
Portland St.	12/28/2020		14:58	2-3	.667	0-1	.000	0-0	.000	0	3	3	2.3	2	2	1	0	0	4	2.3
at Utah St.	12/31/2020		04:00	2-3	.667	0-1	.000	0-0	.000	1	0	1	2.0	0	0	1	0	0	4	2.8
at Utah St.	01/02/2021		06:00	1-4	.250	1-3	.333	0-0	.000	1	2	3	2.2	0	0	0	0	0	3	2.8
Boise St.	01/06/2021		05:57	0-1	.000	0-1	.000	0-0	.000	0	0	0	1.8	0	0	1	0	0	0	2.3
Boise St.	01/08/2021		06:47	0-0	.000	0-0	.000	0-0	.000	0	0	0	1.6	0	0	0	0	1	0	2.0
at Fresno St.	02/10/2021		05:00	0-0	.000	0-0	.000	0-0	.000	0	0	0	1.4	0	0	0	0	0	0	1.8
Colo. Christian	02/19/2021		12:03	0-4	.000	0-4	.000	0-0	.000	0	2	2	1.4	3	2	0	0	0	0	1.6
<b>Totals</b>		<b>0</b>	<b>81:38</b>	<b>6-22</b>	<b>.273</b>	<b>2-15</b>	<b>.133</b>	<b>0-0</b>	<b>.000</b>	<b>4</b>	<b>9</b>	<b>13</b>	<b>1.4</b>	<b>6</b>	<b>5</b>	<b>3</b>	<b>0</b>	<b>1</b>	<b>14</b>	<b>1.6</b>

**Player Averages**

Games Played	Minutes/game	Points/game	FG Pct	3FG Pct	FT Pct	Rebounds/game	Assists/game	Turnovers/game	Assist/Turnover ratio	Steals/game	Blocks/game
9	9.1	1.6	27.3	13.3	0.0	1.4	0.6	0.3	1.7	0.1	0.0

## CAREER STATS

**MACMILLAN, Dasha**

				Field Goals		3-Point		F-Throws		Rebounds				Scoring						
SEASON	TEAM	GP-GS	MIN/AVG	FG-FGA	FG%	3FG-FGA	3FG%	FT-FTA	FT%	OFF	DEF	TOT	AVG	PF-FO	AST	T/O	BLK	STL	PTS	AVG
2020-21	USAFA	9-0	82/9.1	6-22	.273	2-15	.133	0-0	.000	4	9	13	1.4	6-0	5	3	0	1	14	1.6
<b>TOTAL</b>		<b>9-0</b>	<b>82/9.1</b>	<b>6-22</b>	<b>.273</b>	<b>2-15</b>	<b>.133</b>	<b>0-0</b>	<b>.000</b>	<b>4</b>	<b>9</b>	<b>13</b>	<b>1.4</b>	<b>6-0</b>	<b>5</b>	<b>3</b>	<b>0</b>	<b>1</b>	<b>14</b>	<b>1.6</b>

**Single Game Highs**

Statistic	Value
Points	4 at Utah St. 12/31/20, vs Portland St. 12/28/20
Rebounds	3 vs Denver 11/25/20, at Utah St. 01/02/21, vs Portland St. 12/28/20
Assists	2 vs Portland St. 12/28/20, vs Colo. Christian 02/19/21
Steals	1 vs Boise St. 01/08/21
FG Made	2 at Utah St. 12/31/20, vs Portland St. 12/28/20
FG Attempts	7 vs Denver 11/25/20
3FG Made	1 vs Denver 11/25/20, at Utah St. 01/02/21
3FG Attempts	5 vs Denver 11/25/20



PLAYER PROFILES



Kaelin IMMEL  
#32 GUARD

5-9 | Senior  
Beaverton, OR (Southridge)

NOTABLE:  
- 2019-20 Mountain West All-Conference  
- 473 points in 2019-20 is Air Force Div. I season record  
- 177 field goals made in 2019-20 is Air Force Div. I season record  
- 474 field goal attempts in 2017-18 is Air Force all-time season record  
- 321 points at the beginning of senior season 2020-2021 is the sixth in all-time program points  
- 1321 points at the beginning of senior season 2020-2021 is the second in Air Force Div. I era  
- 2017-18 Mountain West Freshman of the Year  
- 2017-18 Mountain West All-Freshman Team  
- 464 points in 2017-18 is Air Force Div. I season record  
- School-record 16.0 PPG in MW games

JUNIOR 2019-20:  
- Mountain West All-Conference  
- 473 points in 2019-20 is Air Force Div. I season record  
- 177 field goals made in 2019-20 is Air Force Div. I season record  
- Started in all 31 contests, logging the most minutes on the floor by any Falcon (995)  
- Led Air Force in scoring (15.3 PPG), seventh in the MW  
- Led Air Force in shooting percentage (.401; min. 200 attempts), 10th in the MW  
- Led Air Force in FG attempts (441), FG made (177), 3FG attempts (121)  
- Led Air Force in blocks (19)  
- Recorded six 20-point games and 26 double-digit scoring games  
- Dropped at season-high 28 points at Boise State  
- Notched a double-double in Air Force's first-ever win at New Mexico  
- Four perfect games at the free throw line, shooting .653 on the season  
- 2.5 APG, 4.4 RPG, 1.7 SPG (11th in MW)  
- Mountain West Scholar Athlete  
- Mountain West All-Academic  
- Dean's list, Athletic Director's list

SOPHOMORE | 2018-19:  
- Played in 29 games, making 27 starts while averaging the most minutes on the court (30.7) on the season  
- Leading Air Force scorer (13.2 PPG, 384 points), for second-straight season  
- Third leading scorer in the MWC (13.2 ppg), second-straight season as a leading MW scorer  
- Career high 30-point game vs SJSU, most by any player on Air Force  
- Four 20+ scoring games, 20 double-figure scoring games on the season  
- Scored double figures in all but three MWC games  
- 384 points is sixth most by any Div. I Air Force player, still holds school record with 464 points in 2017-18  
- 144 FG made in 2018-19 is fourth most in Academy Div. I era, still holds the school record with 163 in 2017-18  
- 404 FG attempts is second most in Div. I era, second only to the record she set the season prior (474)  
- 14.1 career scoring average is the best in Academy Div. I history  
- 12th all-time leading scorer in Academy Div. I era, 26th most all-time points in all-time Academy history with two seasons of eligibility remaining

FRESHMAN | 2017-18:  
- 2017-18 Mountain West Freshman of the Year  
- 2017-18 Mountain West All-Freshman Team  
- Led team and Mountain West freshmen in scoring at 15.0 ppg  
- Air Force Div. I season record and Air Force freshman scoring record 464 points  
- 288 points and 16.0 ppg in MW play are both school records  
- Started all 31 games  
- 6th in MW in scoring  
- 53 three's led team and ranked 6th in MW  
- Led team in scoring in 18 games, including eight in a row at one point  
- Six 20 point games  
- 21 points vs. FIU and New Mexico  
- 24 points vs. Fresno State  
- 25 points and six three's at UNLV  
- 26 points and five three's vs. San José State  
- Air Force Div. I records set:  
Pts 464  
FG's made 163, FG's attempted 474  
Air Force freshman records:  
Pts 464, PPG 15.0, FG's attempted, Three's attempted 202  
Air Force Div. I fresh records:  
FG's made 163  
Academic All-MWC  
Dean's list every semester

BEFORE AIR FORCE:  
HIGH SCHOOL: Lettered four years in basketball and two in soccer...as a senior, led Southridge to 6A State Championship, earning second-team all-state, second-team all-state tournament (6A) and first-team all-league...first-team all-league (6A) as a junior and second team all-league as a sophomore...first-team all-league (3A) as a freshman...high school basketball coach was Michael Bergmann played club ball for the NW Stars, coached by Angie Sun and Michael Meek.

PERSONAL: Cadet Squadron 10 .... daughter of Dave and Shauna (deceased) Immel...has two brothers...father played basketball at UCLA...intends to major in management with a minor in Spanish

#32 IMMEL, Kaelin

Opponent	Date	GS	MIN	Total		3-Pointers		Free throws		Rebounds				PF	A	T/O	BLK	STL	PTS	AVG
				FG-FGA	PCT	3FG-3FGA	PCT	FT-FTA	PCT	OFF	DEF	TOT	AVG							
Denver	11/25/2020	*	31:26	3-11	.273	0-5	.000	0-1	.000	1	3	4	4.0	1	0	1	0	1	6	6.0
at Colorado	11/28/2020	*	26:58	5-18	.278	2-8	.250	4-4	1.000	3	2	5	4.5	4	4	3	0	1	16	11.0
Boise St.	01/06/2021		18:04	0-3	.000	0-0	.000	6-6	1.000	0	3	3	4.0	1	0	3	0	1	6	9.3
Boise St.	01/08/2021		28:35	3-11	.273	1-5	.200	3-4	.750	0	2	2	3.5	0	0	2	1	2	10	9.5
at Wyoming	01/16/2021		21:15	2-9	.222	1-2	.500	0-0	.000	0	2	2	3.2	1	0	0	0	0	5	8.6
at Wyoming	01/18/2021		21:21	3-5	.600	2-3	.667	0-0	.000	0	2	2	3.0	0	1	7	1	2	8	8.5
at San Diego St.	01/22/2021	*	30:05	6-13	.462	3-8	.375	0-0	.000	0	4	4	3.1	3	2	3	0	3	15	9.4
at San Diego St.	01/24/2021	*	21:42	2-7	.286	0-3	.000	0-0	.000	1	0	1	2.9	0	1	3	0	2	4	8.8
UNLV	02/05/2021	*	31:21	2-12	.167	0-4	.000	0-0	.000	1	3	4	3.0	2	4	1	0	1	4	8.2
UNLV	02/07/2021		29:08	4-11	.364	2-5	.400	3-3	1.000	0	3	3	3.0	1	1	2	0	2	13	8.7
at Fresno St.	02/10/2021	*	31:00	3-14	.214	1-3	.333	2-2	1.000	1	3	4	3.1	1	5	1	2	0	9	8.7
at Fresno St.	02/11/2021	*	31:00	3-7	.429	3-6	.500	1-2	.500	0	0	0	2.8	3	1	3	0	0	10	8.8
Colo. Christian	02/19/2021	*	21:40	4-12	.333	1-4	.250	0-0	.000	0	2	2	2.8	1	3	2	0	2	9	8.8
Totals		8	343:35	40-133	.301	16-56	.286	19-22	.864	7	29	36	2.8	18	22	31	4	17	115	8.8

Player Averages

Games Played	Minutes/ game	Points/ game	FG Pct	3FG Pct	FT Pct	Rebounds/ game	Assists/ game	Turnovers/ game	Assist/Turnover ratio	Steals/ game	Blocks/ game
13	26.4	8.8	30.1	28.6	86.4	2.8	1.7	2.4	0.7	1.3	0.3

CAREER STATS

IMMEL, Kaelin

				Field Goals		3-Point		F-Throws		Rebounds								Scoring		
SEASON	TEAM	GP-GS	MIN/AVG	FG-FGA	FG%	3FG-FGA	3FG%	FT-FTA	FT%	OFF	DEF	TOT	AVG	PF-FO	AST	TO	BLK	STL	PTS	AVG
2017-18	USAFA	31-31	997/32.2	163-474	.344	53-202	.262	85-110	.773	25	73	98	3.2	42-0	64	95	5	42	464	15.0
2018-19	USAFA	29-27	893/30.8	144-404	.356	30-95	.316	66-100	.660	33	74	107	3.7	52-1	40	74	5	26	384	13.2
2019-20	USAFA	31-31	995/32.1	177-441	.401	38-121	.314	81-124	.653	47	88	135	4.4	56-1	78	95	19	52	473	15.3
2020-21	USAFA	13-8	344/26.4	40-133	.301	16-56	.286	19-22	.864	7	29	36	2.8	18-0	22	31	4	17	115	8.8
TOTAL		104-97	3228/31.0	524-1452	.361	137-474	.289	251-356	.705	112	264	376	3.6	168-2	204	295	33	137	1436	13.8

Single Game Highs

Statistic	Value	
Points	30	vs San Jose St. 01/26/19
Rebounds	10	at New Mexico 02/24/20
Assists	6	vs Nevada 01/19/19, vs Nevada 02/05/20
Steals	5	vs San Diego St. 02/03/18, at Cal St. Fullerton 12/21/19
Blocks	4	at New Mexico 02/24/20
FG Made	11	vs San Jose St. 01/26/19
FG Attempts	24	vs Fresno St. 02/20/19
3FG Made	6	at UNLV 01/10/18
3FG Attempts	11	vs San Jose St. 01/13/18
FT Made	10	vs Boise St. 03/06/18
FT Attempts	12	at San Jose St. 03/02/18

## PLAYER PROFILES

**Nikki MCDONALD****#33, Forward**

5-11 | Sophomore  
Chicago, IL  
St. Ignatius College Prep

FRESHMAN | 2019-20:

-Appeared in all 31 games on the season, making starts in the last 12 contests of the season  
-Scored a career-best nine points in two games  
-Averaged 2.5 PPG, 2.9 RPG  
-Snagged a career-high seven rebounds at Boise State  
-Mountain West All-Academic team  
-Dean's list

Before Air Force: Played for coach Cara Doyle at Saint Ignatius College Prep ... four varsity letters in basketball ... three varsity letters in volleyball ... IHSA all-state as a senior ... IHSA Sectionals Three Point Shooting Contest ... academic all-state in basketball and volleyball .. Honor Roll.

Personal: Cadet Squadron 17 ... parents are Charlie and Donna McDonald, has two younger siblings ... major is undecided.

**#33 MCDONALD, Nikki**

Opponent	Date	GS	MIN	Total		3-Pointers		Free throws		Rebounds				PF	A	T/O	BLK	STL	PTS	AVG	
				FG-FGA	PCT	3FG-3FGA	PCT	FT-FTA	PCT	OFF	DEF	TOT	AVG								
Denver	11/25/2020	*	27:47	2-4	.500	0-1	.000	0-0	.000	2	5	7	7.0	2	0	2	0	2	4	4.0	
at Colorado	11/28/2020	*	25:32	0-3	.000	0-0	.000	0-0	.000	1	1	2	4.5	0	0	2	0	3	0	2.0	
Portland St.	12/28/2020	*	16:08	4-6	.667	0-1	.000	2-3	.667	2	1	3	4.0	4	1	0	0	0	10	4.7	
at Utah St.	12/31/2020		17:00	0-3	.000	0-1	.000	0-0	.000	1	1	2	3.5	2	0	0	0	0	0	3.5	
at Utah St.	01/02/2021		19:00	0-5	.000	0-3	.000	1-2	.500	2	4	6	4.0	0	1	1	0	0	1	3.0	
Boise St.	01/06/2021		21:04	4-6	.667	2-3	.667	0-0	.000	1	2	3	3.8	0	0	0	0	3	10	4.2	
Boise St.	01/08/2021		19:43	0-1	.000	0-0	.000	0-0	.000	2	2	4	3.9	0	1	0	0	0	0	3.6	
at Wyoming	01/16/2021	*	25:17	3-10	.300	1-5	.200	0-0	.000	0	6	6	4.1	2	0	0	0	0	7	4.0	
at Wyoming	01/18/2021		23:23	3-5	.600	3-4	.750	0-0	.000	1	2	3	4.0	2	1	0	0	1	9	4.6	
at San Diego St.	01/22/2021	*	31:43	1-6	.167	0-3	.000	1-2	.500	5	1	6	4.2	0	5	0	0	1	3	4.4	
at San Diego St.	01/24/2021		23:43	2-7	.286	2-3	.667	0-0	.000	1	2	3	4.1	1	1	0	0	1	6	4.5	
UNLV	02/05/2021		17:39	1-4	.250	1-1	1.000	0-0	.000	2	4	6	4.3	4	1	0	0	0	3	4.4	
UNLV	02/07/2021		19:49	2-6	.333	2-5	.400	0-0	.000	0	0	0	3.9	2	2	2	0	2	6	4.5	
at Fresno St.	02/10/2021		26:00	1-2	.500	0-1	.000	0-0	.000	2	3	5	4.0	1	0	1	0	1	2	4.4	
at Fresno St.	02/11/2021		09:00	0-2	.000	0-0	.000	0-0	.000	1	0	1	3.8	2	0	0	0	0	0	4.1	
Colo. Christian	02/19/2021		16:47	3-5	.600	2-3	.667	0-0	.000	0	1	1	3.6	0	1	0	0	1	8	4.3	
Totals			5	339:34	26-75	.347	13-34	.382	4-7	.571	23	35	58	3.6	22	14	8	0	15	69	4.3

**Player Averages**

Games Played	Minutes/game	Points/game	FG Pct	3FG Pct	FT Pct	Rebounds/game	Assists/game	Turnovers/game	Assist/Turnover ratio	Steals/game	Blocks/game
16	21.2	4.3	34.7	38.2	57.1	3.6	0.9	0.5	1.8	0.9	0.0

## CAREER STATS

**MCDONALD, Nikki**

				Field Goals		3-Point		F-Throws		Rebounds									Scoring	
SEASON	TEAM	GP-GS	MIN/AVG	FG-FGA	FG%	3FG-FGA	3FG%	FT-FTA	FT%	OFF	DEF	TOT	AVG	PF-FO	AST	TO	BLK	STL	PTS	AVG
2019-20	USAFA	31-12	627/20.2	27-83	.325	14-51	.275	11-14	.786	42	49	91	2.9	65-1	13	15	3	20	79	2.5
2020-21	USAFA	16-5	340/21.2	26-75	.347	13-34	.382	4-7	.571	23	35	58	3.6	22-0	14	8	0	15	69	4.3
TOTAL		47-17	966/20.6	53-158	.335	27-85	.318	15-21	.714	65	84	149	3.2	87-1	27	23	3	35	148	3.1

**Single Game Highs**

Statistic	Value	
Points	10	vs Boise St. 01/06/21, vs Portland St. 12/28/20
Rebounds	7	at Boise St. 01/15/20, vs Denver 11/25/20
Assists	5	at San Diego St. 01/22/21
Steals	4	at New Mexico 02/24/20
Blocks	2	at Long Beach St. 12/18/19
FG Made	4	vs Boise St. 01/06/21, vs Portland St. 12/28/20
FG Attempts	10	at Wyoming 01/16/21
3FG Made	3	at Wyoming 01/18/21
3FG Attempts	5	vs UNLV 02/07/21, at Wyoming 01/16/21
FT Made	4	vs Portland 11/23/19
FT Attempts	4	vs Portland 11/23/19, at Long Beach St. 12/18/19

## PLAYER PROFILES



**Tatyana SILER**  
**#34, GUARD**

5-10 | Freshman  
 Troy, AL (Charles Henderson)

USAFA Prep: Played basketball at the USAF Prep School

PERSONAL: Cadet Squadron 20 ... parents are Timothy and Patricia Downing ... has an older sister, Shaniqua ... major is management ... graduated from Charles Henderson HS ... 5A Alabama State Champions ... four-time All-Tournament team ... also competed on the track team, throwing disc ... National Honors Society ... graduated top-10% of the class ... played for the Alabama Southern Starz club team for five years.

## #34 SILER, Tatyana

				Total		3-Pointers		Free throws		Rebounds													
Opponent	Date	GS	MIN	FG-FGA	PCT	3FG-3FGA	PCT	FT-FTA	PCT	OFF	DEF	TOT	AVG	PF	A	T/O	BLK	STL	PTS	AVG			
Denver	11/25/2020		03:37	0-1	.000	0-0	.000	0-0	.000	0	1	1	1.0	1	0	0	0	0	0	0.0			
Totals		0	03:37	0-1	.000	0-0	.000	0-0	.000	0	1	1	1.0	1	0	0	0	0	0	0.0			

## Player Averages

Games Played	Minutes/game	Points/game	FG Pct	3FG Pct	FT Pct	Rebounds/game	Assists/game	Turnovers/game	Assist/Turnover ratio	Steals/game	Blocks/game
1	3.6	0.0	0.0	0.0	0.0	1.0	0.0	0.0	0.0	0.0	0.0

## CAREER STATS

## SILER, Tatyana

				Field Goals		3-Point		F-Throws		Rebounds										Scoring	
SEASON	TEAM	GP-GS	MIN/AVG	FG-FGA	FG%	3FG-FGA	3FG%	FT-FTA	FT%	OFF	DEF	TOT	AVG	PF-FO	AST	T/O	BLK	STL	PTS	AVG	
2020-21	USAFA	1-0	4/3.6	0-1	.000	0-0	.000	0-0	.000	0	1	1	1.0	1-0	0	0	0	0	0	0.0	
TOTAL		1-0	4/3.6	0-1	.000	0-0	.000	0-0	.000	0	1	1	1.0	1-0	0	0	0	0	0	0.0	

## Single Game Highs

Statistic	Value
Rebounds	1 vs Denver 11/25/20
FG Attempts	1 vs Denver 11/25/20

PLAYER PROFILES



**Kam JONES**

**#50, GUARD**

5-11 | Freshman  
Portland, OR (Westview)

USAFA Prep: Made the women's basketball team at the Prep School but did not play due to injury.

HIGH SCHOOL: Second-team All-State ... first-team all-league ... averaged a double-double with 17.6 points a game, 14.8 rebounds, 2.2 blocks ... first in state for rebounds ... second in state for blocks ... fifth in state for scoring ... team Captain last three years of high school ... Grit Award (sophomore) ... MVP Award (junior) ... Honor Roll all four years.

PERSONAL: Cadet Squadron 16 ... parents are Christopher and Robyn Jones ... has a younger brother and sister, Aaron and Gabby Jones ... plans to major in behavioral science with a minor in philosophy.

**#50 JONES, Kam**

Opponent	Date	GS	MIN	Total		3-Pointers		Free throws		Rebounds				PF		T/O	BLK	STL	PTS	AVG
				FG-FGA	PCT	3FG-3FGA	PCT	FT-FTA	PCT	OFF	DEF	TOT	AVG	A						
Portland St.	12/28/2020		04:30	2-2	1.000	0-0	.000	1-2	.500	0	2	2	2.0	1	1	0	0	0	5	5.0
Boise St.	01/06/2021		02:13	0-0	.000	0-0	.000	0-0	.000	0	2	2	2.0	1	0	0	0	0	0	2.5
Colo. Christian	02/19/2021		03:38	1-3	.333	0-0	.000	0-0	.000	0	2	2	2.0	0	0	0	0	0	2	2.3
<b>Totals</b>		<b>0</b>	<b>10:21</b>	<b>3-5</b>	<b>.600</b>	<b>0-0</b>	<b>.000</b>	<b>1-2</b>	<b>.500</b>	<b>0</b>	<b>6</b>	<b>6</b>	<b>2.0</b>	<b>2</b>	<b>1</b>	<b>0</b>	<b>0</b>	<b>0</b>	<b>7</b>	<b>2.3</b>

**Player Averages**

Games Played	Minutes/game	Points/game	FG Pct	3FG Pct	FT Pct	Rebounds/game	Assists/game	Turnovers/game	Assist/Turnover ratio	Steals/game	Blocks/game
3	3.5	2.3	60.0	0.0	50.0	2.0	0.3	0.0	1.0	0.0	0.0

CAREER STATS

**JONES, Kam**

				Field Goals		3-Point		F-Throws		Rebounds				Scoring	
SEASON	TEAM	GP-GS	MIN/AVG	FG-FGA	FG%	3FG-FGA	3FG%	FT-FTA	FT%	OFF	DEF	TOT	AVG	PF-FO	AST TO
2020-21	USAFA	3-0	10/3.5	3-5	.600	0-0	.000	1-2	.500	0	6	6	2.0	2-0	1 0 0 0 0
<b>TOTAL</b>		<b>3-0</b>	<b>10/3.5</b>	<b>3-5</b>	<b>.600</b>	<b>0-0</b>	<b>.000</b>	<b>1-2</b>	<b>.500</b>	<b>0</b>	<b>6</b>	<b>6</b>	<b>2.0</b>	<b>2-0</b>	<b>1 0 0 0 0</b>

**Single Game Highs**

Statistic	Value	
Points	5	vs Portland St. 12/28/20
Rebounds	2	vs Boise St. 01/06/21, vs Portland St. 12/28/20, vs Colo. Christian 02/19/21
Assists	1	vs Portland St. 12/28/20
FG Made	2	vs Portland St. 12/28/20
FG Attempts	3	vs Colo. Christian 02/19/21
FT Made	1	vs Portland St. 12/28/20
FT Attempts	2	vs Portland St. 12/28/20



## PLAYER PROFILES



**Kassady HUFFMAN**  
**#55, FORWARD**

6-2 | Junior

Colorado Springs, CO  
Air Academy/USFA Prep

**NOTABLE:**

- 38 blocks as a freshman is second most in a season Div. I era.  
- School Div. I era record six blocked shots in a game vs. Nevada in 2017.

**2019-20 | RS JUNIOR:**

- Appeared in 15 games on the season  
- Dropped a bucket in five games  
- Season-high five rebounds at Colorado State  
- Recorded a pair of blocks at Boise State, seven on the season

**2018-19 | JUNIOR:**

- Played in 19 games making 14 starts before season-ending injury  
- Three double-doubles on the season  
- Four double-figure scoring marks  
- Season high 12 points at Denver  
- Season high 11 rebounds against Denver and Fairleigh Dickinson

**2017-18 | SOPHOMORE:**

- Did not appear in any games.

**2016-17 | FRESHMAN:**

- Led team with 38 blocked shots.  
- 38 blocks ranks second in a season at Air Force in Div. I era.  
- Played in 19 games, making 17 starts.  
- Averaged 7.7 points and 5.1 rebounds per game.  
- Blocked six shots against Nevada to set school Div. I era game record.  
- Suffered season-ending injury vs. Fresno State, missing the final 10 games of the season.  
- Career-high 17 points at San Diego State.  
- 15 pts, nine rebounds and five blocked shots vs. Fairleigh Dickinson.  
- Had eight multiple-block games, including seven with 3+.

**BEFORE AIR FORCE:**

2015-16: Attended USAFA Prep School and played on basketball team...scored 38 points in one game.

**HIGH SCHOOL:** Lettered four years in basketball and two in track & field...as a senior, earned all-state honorable mention, Air Academy Kadet of the Year, all-conference first-team and surpassed 1,000 points scoring...as a junior, Colorado Class 4A First-Team All-Conference, all-state honorable mention, Air Academy Kadet of the year...as a sophomore, 4A First-Team All-Conference, all-state honorable mention, 5A/4A Area All-Star, First-Team, Team MVP, Rocky Mountain Preps/Southern Colorado Athlete of the Week...academic all-state honorable mention...also on the dean's honor roll...high school basketball coach was Phil Rolko...played AAU ball for Premier Basketball Club, coached by Tyler Cline...USJN Windy City Class - Pool All-Star, USJN Windy City Classic All-Star, USJN Rocky Mountain Challenge All-Star.

**PERSONAL:** Member of cadet squadron 1...daughter of Eric and Kerri Huffman...has four older siblings...intends on majoring in business management...future career plans are to start a restaurant business...decided to attend the Academy for the opportunity to receive a one of a kind education, and graduate school debt-free...hobbies are running outside and almost anything outdoors and baking cookies...began playing basketball at age 10...credits Cody Rhein as having the biggest influence on her sports career and is also her favorite role model...player is Danilo Gallinari...favorite team is the Denver Nuggets.

**#55 HUFFMAN, Kassady**

Opponent	Date	GS	MIN	Total		3-Pointers		Free throws		Rebounds				PF	A	T/O	BLK	STL	PTS	AVG
				FG-FGA	PCT	3FG-3FGA	PCT	FT-FTA	PCT	OFF	DEF	TOT	AVG							
Denver	11/25/2020		08:26	2-3	.667	0-0	.000	0-0	.000	2	0	2	2.0	4	0	1	0	0	4	4.0
at Colorado	11/28/2020		08:10	0-0	.000	0-0	.000	0-0	.000	0	1	1	1.5	0	0	0	0	0	2.0	
Western Colo.	12/16/2020	*	31:06	3-4	.750	0-0	.000	2-5	.400	2	4	6	3.0	4	0	2	3	1	8	4.0
at Denver	12/20/2020	*	34:43	1-5	.200	0-0	.000	3-4	.750	7	5	12	5.3	1	2	1	1	0	5	4.3
Portland St.	12/28/2020		19:22	4-7	.571	0-0	.000	0-0	.000	1	1	2	4.6	2	3	2	3	0	8	5.0
at Utah St.	12/31/2020	*	29:00	1-4	.250	0-0	.000	3-4	.750	3	4	7	5.0	2	1	0	2	2	5	5.0
at Utah St.	01/02/2021	*	21:00	0-3	.000	0-0	.000	0-0	.000	0	0	0	4.3	3	2	0	2	1	0	4.3
Boise St.	01/06/2021	*	17:06	0-1	.000	0-0	.000	0-0	.000	1	4	5	4.4	2	0	3	0	1	0	3.8
Boise St.	01/08/2021	*	20:17	1-1	1.000	0-0	.000	3-4	.750	1	5	6	4.6	3	1	3	1	0	5	3.9
at Wyoming	01/16/2021	*	23:53	0-3	.000	0-0	.000	0-0	.000	1	4	5	4.6	1	0	2	3	1	0	3.5
at Wyoming	01/18/2021	*	22:38	0-2	.000	0-0	.000	1-4	.250	3	3	6	4.7	1	0	1	3	0	1	3.3
at San Diego St.	01/22/2021	*	18:30	0-4	.000	0-0	.000	0-0	.000	5	3	8	5.0	1	0	1	3	0	0	3.0
at San Diego St.	01/24/2021	*	25:29	1-4	.250	0-0	.000	0-0	.000	3	6	9	5.3	3	0	0	4	0	2	2.9
UNLV	02/05/2021	*	32:27	2-3	.667	0-0	.000	0-0	.000	3	4	7	5.4	5	2	1	7	4	4	3.0
UNLV	02/07/2021	*	26:46	1-4	.250	0-0	.000	2-2	1.000	3	5	8	5.6	1	3	0	3	1	4	3.1
at Fresno St.	02/10/2021	*	18:00	1-2	.500	0-0	.000	0-0	.000	1	4	5	5.6	2	0	4	2	0	2	3.0
at Fresno St.	02/11/2021	*	32:00	1-1	1.000	0-0	.000	3-4	.750	1	8	9	5.8	3	1	3	1	0	5	3.1
Colo. Christian	02/19/2021	*	19:35	3-3	1.000	0-0	.000	2-2	1.000	1	3	4	5.7	3	1	5	0	0	8	3.4
Totals		15	408:28	21-54	.389	0-0	.000	19-29	.655	38	64	102	5.7	41	16	29	38	11	61	3.4

**Player Averages**

Games Played	Minutes/game	Points/game	FG Pct	3FG Pct	FT Pct	Rebounds/game	Assists/game	Turnovers/game	Assist/Turnover ratio	Steals/game	Blocks/game
18	22.7	3.4	38.9	0.0	65.5	5.7	0.9	1.6	0.6	0.6	2.1

## CAREER STATS

**HUFFMAN, Kassady**

SEASON	TEAM	GP-GS	MIN/AVG	Field Goals		3-Point		F-Throws		Rebounds				Scoring	
				FG-FGA	FG%	3FG-FGA	3FG%	FT-FTA	FT%	OFF	DEF	TOT	AVG	PF-FO	AST
2016-17	USAFA	19-17	480/25.3	47-124	.379	1-6	.167	52-80	.650	24	73	97	5.1	35-0	9
2018-19	USAFA	19-14	421/22.2	27-73	.370	0-0	.000	33-57	.579	52	74	126	6.6	50-1	18
2019-20	USAFA	15-0	125/8.3	3-9	.333	0-0	.000	6-6	1.000	4	15	19	1.3	15-0	6
2020-21	USAFA	18-15	408/22.7	21-54	.389	0-0	.000	19-29	.655	38	64	102	5.7	41-1	16
<b>TOTAL</b>		<b>71-46</b>	<b>1435/20.2</b>	<b>98-260</b>	<b>.377</b>	<b>1-6</b>	<b>.167</b>	<b>110-172</b>	<b>.640</b>	<b>118</b>	<b>226</b>	<b>344</b>	<b>4.8</b>	<b>141-2</b>	<b>49</b>

**Single Game Highs**

Statistic	Value
Points	17 at San Diego St. 01/25/17
Rebounds	12 at Denver 12/20/20
Assists	5 vs George Mason 11/09/18
Steals	4 vs UNLV 02/05/21
Blocks	7 vs UNLV 02/05/21
FG Made	6 at San Diego St. 01/25/17
FG Attempts	16 at Eastern Mich. 12/21/16
3FG Made	1 at Colorado 11/13/16
3FG Attempts	2 at Colorado 11/13/16
FT Made	9 at Fairleigh Dickinson 11/26/16
FT Attempts	14 at Fairleigh Dickinson 11/26/16

## 2020-2021 AIR FORCE WOMEN'S BASKETBALL | GAME NOTES

## BOX SCORES

Official Box Score  
**Denver vs Air Force**  
 Game Totals - Final Statistics  
 November 25, 2020 at Clune Arena - U.S. Air Force Academy



Official Basketball Box Score - Final  
**Air Force at Colorado**  
 11/25/2020 CU Events Center, Boulder  
 2020-21 Women's Basketball

Game Time: 12:00 PM  
 Game Duration: 2:18  
 Attendance: 17

Officials: Michael Price, Cathi Cornell, Kaili Kinnara

## Denver 72

No.	Player	S	Pts	FG	3FG	FT	OR	DR	TR	PF	A	TO	Bk	Stl	Min	+/-
00	BOYD, MEGHAN	G	20	7-16	4-8	2-2	0	5	5	4	2	5	0	2	31	12
12	GRITT, CLAIRE	G	5	1-6	1-5	2-4	0	3	3	4	0	2	0	0	26	3
22	DEEM, SAM	G	5	1-2	0-0	3-4	1	5	6	1	0	0	1	0	20	5
32	MALONGA, TSIMBA	G	11	4-12	1-5	2-7	3	6	9	3	4	5	0	0	31	15
33	JEFFCOAT, JASMINE	F	2	1-3	0-1	0-0	0	7	7	4	1	6	0	1	15	2
05	JACKSON, ANNA	G	8	3-6	2-5	0-0	1	3	4	2	0	0	0	0	26	22
10	JOHANSON, MYA	F	0	0-0	0-0	0-0	0	0	0	1	0	0	0	0	1	-1
14	HEIN, ROWAN	G	5	2-2	0-0	1-4	0	2	2	2	0	0	0	0	18	10
15	LEVISON, CHARLOTTE	G	0	0-0	0-0	0-0	0	0	0	1	0	1	0	0	1	-1
21	FOSTER, ALEXIUS	G	0	0-0	0-0	0-0	0	0	0	0	0	0	0	0	1	-1
24	EZEUDU, UJU	F	16	4-4	0-0	8-8	1	4	5	0	3	0	0	4	29	15
34	FORNEY, CHEYENNE	F	0	0-0	0-0	0-0	0	0	0	0	0	0	0	0	1	-1
TEAM							2	4	6	0						
TOTALS			72	23-51	8-24	18-29	8	39	47	22	12	20	0	8	200	

## Shooting By Period

Period	FG	FG%	3FG	3FG%	FT	FT%
1st Qtr	8-18	44%	4-12	33%	0-0	0%
2nd Qtr	6-11	55%	2-5	40%	10-15	67%
3rd Qtr	2-12	17%	0-4	0%	4-6	67%
4th Qtr	7-10	70%	2-3	67%	4-8	50%
1st Half	14-29	48%	6-17	35%	10-15	67%
2nd Half	9-22	41%	2-7	29%	8-14	57%
Game	23-51	45.1%	8-24	33.3%	18-29	62.1%

## Deadball Rebounds: 6.0

Last FG: 4th-01:15  
 Biggest Run: 14-0  
 Largest Lead: By 19 at 2nd-01:42  
 Technical Fouls: None.

## Air Force 56

No.	Player	S	Pts	FG	3FG	FT	OR	DR	TR	PF	A	TO	Bk	Stl	Min	+/-
01	AUTREY, BRIANA	G	25	8-16	1-3	8-11	0	2	2	2	3	3	0	4	31	-2
13	CONROE, EMILY	G	2	1-5	0-1	0-0	4	2	6	3	1	1	0	3	16	1
23	SNYDER, RILEY	F	3	1-8	0-3	1-2	0	2	2	4	2	2	0	1	25	-13
32	IMMEL, KAELEN	G	6	3-11	0-5	0-1	1	3	4	1	0	1	0	1	31	-4
33	MCDONALD, NIKKI	F	4	2-4	0-1	0-0	2	5	7	2	0	2	2	28	-13	
00	JONES, HALEY	F	0	0-0	0-0	0-0	0	0	0	2	0	0	0	0	4	-1
02	GADISON, AUDREY	G	0	0-1	0-1	0-0	0	0	0	1	0	0	0	0	2	-2
03	WINTERS, CIERRA	G	5	1-3	0-1	3-4	0	1	1	1	0	1	0	0	7	-9
10	HEATH, KAMRI	G	0	0-1	0-0	0-0	0	0	0	0	0	0	0	0	1	-3
11	PILSON, KAYLA	G	2	1-2	0-1	0-0	0	0	0	0	0	0	0	0	6	2
20	THOMAS, SHADIYA	G	0	0-1	0-0	0-0	0	1	1	1	1	0	0	0	7	-12
22	MARLETT, ALYAH	G	2	1-3	0-1	0-0	0	1	1	1	1	1	0	1	9	-5
30	MACMILLAN, DASHA	F	3	1-7	1-5	0-0	1	2	3	1	1	0	0	0	21	13
34	SILER, TATYANA	F	0	0-1	0-0	0-0	0	1	1	1	0	0	0	0	4	-4
55	HUFFMAN, KASSADY	F	4	2-3	0-0	0-0	2	0	2	4	0	1	0	0	8	-2
	TEAM						0	5	5	0						
TOTALS			56	21-66	2-22	12-18	10	25	35	24	9	13	0	12	200	

## Shooting By Period

Period	FG	FG%	3FG	3FG%	FT	FT%
1st Qtr	6-20	30%	0-6	0%	2-5	40%
2nd Qtr	7-17	41%	1-5	20%	0-0	0%
3rd Qtr	4-14	29%	0-4	0%	5-7	71%
4th Qtr	4-15	27%	1-7	14%	5-7	71%
1st Half	13-37	35%	1-11	9%	2-5	40%
2nd Half	8-29	28%	1-11	9%	10-13	77%
Game	21-66	31.8%	2-22	9.1%	12-18	66.7%

## Deadball Rebounds: 2.0

Last FG: 4th-05:53  
 Biggest Run: 9-0  
 Largest Lead: By 2 at 1st-09:33  
 Technical Fouls: None.

## Game Notes:

Officials: Adria Molina, Scott Frueling, Stacie Blow  
 Start Time: 07:06 PM ET  
 End Time: 08:57 PM ET  
 Game Duration: 1:51

Score	1st	2nd	3rd	4th	TOT	Points from	DU	AF
DU	20	24	8	20	72	In the Paint	20	34
AF	14	15	13	14	56	Off Turns	9	22
						2nd Chance	8	7
						Fast Break	17	18
						Bench	29	16

DU led for 36:31. AF led for 3:02.  
 Game was tied for 8:27.  
 Times tied: 0

Official Basketball Box Score - Final  
**Western Colo. at Air Force**

12/16/20 Clune Arena, U.S. Air Force Academy  
 2020-21 Women's Basketball

Game Time: 4:00 PM  
 Game Duration: 1:45

Officials: Randy Campbell, Kelly Bloomfield, Kevin Kizewski

## Western Colo. - 77

No.	Name	Min	FG		3P	FT	Rebounds		Fouls		TP	AS	TO	ST	Blocks		+/-	
			M-A	M-A	M-A	OR	DR	TO	FF	PF	AS	TS	BS	BK				
4	Jessie Erickson	F 31:51	3-6	0-1	1-2	1	9	10	3	7	7	7	1	0	0	0	8	
12	Mikaela Parker	F 20:27	7-9	0-0	1-3	2	5	7	2	2	15	0	2	1	0	0	6	
2	Hannah Cooper	G 23:59	2-6	0-1	5-6	0	2	2	3	5	9	3	4	0	0	0	-1	
15	Taylenn Coleman	G 28:22	0-2	0-2	0-0	0	0	0	0	0	0	0	2	1	0	5	5	
21	Samantha Coleman	G 27:36	5-12	3-9	2-3	1	3	4	2	4	15	2	4	1	0	0	-2	
1	Phylissa Bacon	13:31	0-0	0-0	0-0	0	2	2	2	0	1	3	0	0	0	2	2	
24	Courtney Humberger	08:09	0-1	0-0	4-4	1	3	4	1	2	4	0	3	0	0	1	-1	
3	Emmery Wagstaff	22:31	4-6	4-4	2-2	0	0	0	1	2	14	1	1	0	1	0	9	
25	Jadyn Kanzler	19:33	6-8	0-0	1-2	1	3	4	2	1	13	0	1	0	2	1	1	
10	Nadia Trevizo-Medina	04:01	0-0	0-0	0-0	0	1	1	1	0	0	1	0	0	0	0	8	
Team							1	3	4		0	1						
Totals			27-50	7-17	16-22	7	31	38	17	24	77	15	26	6	1	4	7	
Technical Fouls: NONE																		
Shooting By Period																		
			1st FG	5-12	41.7%													
			3PT%	3-5	60.0%													
			FT%	1-2	50.0%													
			2nd FG	7-10	70.0%													
			3PT%	3-5	60.0%													
			FT%	5-8	62.5%													
			3rd FG	11-18	61.1%													
			3PT%	1-4	25.0%													
			FT%	1-1	100%													
			4th FG	4-10	40.0%													
			3PT%	0-3	0.0%													
			FT%	9-11	81.8%													
			GM FG%	27-50	54.0%													
			3PT%	7-17	41.2%													
			FT%	16-22	72.7%													
The 2018-2019 Season																		

Technical Fouls: NONE

Dead Ball Rebounds: 2, 1

## Air Force - 70

NO. Name		Min	FG M-A	3P M-A	FT M-A	Rebounds OR DR TOT	Fouls PF FO	TP	AS	TO	ST	Blocks BS	+/-	Shooting By Period		
23	Riley Snyder	F 38:50	8-23	3-6	5-6	4 5 9	3 3	24	0	4	2	1	-7	1 <sup>st</sup>	FG% 9-18 50.0%	
55	Kassady Huffman	F 31:06	3-4	0-0	2-5	2 4 6	4 3	8	0	2	1	3	-9	3P%	0-2 0.0%	
1	Briana Autrey	G 35:10	11-16	0-1	4-4	0 4 4	5 5	26	5	3	7	0	-10	FT%	2-2 100%	
2	Audrey Gadison	G 31:40	0-4	0-3	0-0	0 1 1	3 2	0	1	3	2	0	-2	2 <sup>nd</sup>	FG% 6-14 42.9%	
3	Cierra Winters	G 24:09	1-9	0-3	0-0	1 3 4	5 0	2	4	1	5	0	0	1 <sup>st</sup>	FG% 1-3 33.3%	
11	Kayla Pilson	G 30:51	2-6	0-2	2-2	0 1 1	3 4	8	0	1	2	0	-8	FT%	1-2 50.0%	
5	Jordan Goodwin	08:14	1-3	0-0	0-0	0 1 1	1 0	2	0	0	0	0	1	3 <sup>rd</sup>	FG% 7-15 46.7%	
Team						1 1 2		0	0					3P%	2-4 50.0%	
Totals			27-65	3-15	13-17	8 20 28	24 17 70	10	14	19	4	1	-7	4 <sup>th</sup>	FG% 8-11 72.7%	
														Technical Fouls: NONE		
														3P%		1-6 16.7%
														GM FG%		2-6 33.3%
														GM FG%		27-65 41.5%
														3P%		1-5 20.0%
														FT%		13-17 76.5%

Technical Fouls: NONE

	WCU	AF
Biggest lead	10 (3 <sup>rd</sup> 7:18)	6 (1 <sup>st</sup> 7:14)
Best Scoring Run	8 (3 <sup>rd</sup> 8:35)	7 (3 <sup>rd</sup> 2:14)
Lead Changes	7	
Times Tied	4	
Time with Lead	24:18	11:38

Points from	WCU	AF
Turnovers	4	26
Paint	38	40
Second Chance	11	7
Fast Breaks	9	15
Bench	31	10

Period by Period Scoring	WCU	AF
1st	14	22
2nd	24	17
3rd	24	17
4th	17	77

Dead Ball Rebounds: 2, 0



Official Basketball Box Score - Final  
**Air Force at Denver**

12/29/20 Hamilton Gymnasium, Denver, Colo.  
 2020-21 Women's Basketball

Game Time: 12:05 PM  
 Game Duration: 1:46

Officials: Kevin Kizewski, Kelly Bloomfield, Andrew Heo

## Air Force - 82

No.	Name	Min	FG		3P		FT		Rebounds		Fouls		TP	AS	TO	ST	Blocks		+/-	Shooting By Period						
			M-A	A-A	M-A	A-A	OR	DR	TOT	PF	FD	BA					BA	1st		FG%	2nd	FG%	3rd	FG%	4th	FG%
23	Riley Snyder	F 38:39	12-24	1-6	3-3	2	3	2	5	2	2	28	2	3	3	0	0	0	-1	1st	FG% 8-19 42.1%					
55	Kassady Huffman	F 34:43	1-5	0-0	3-4	7	5	12	3	3	5	2	1	0	1	1	1	9	3PT% 3-8 37.5%	FT%	1-1 100%					
1	Briana Autrey	G 35:15	6-18	2-4	2-4	2	1	3	2	7	16	8	5	0	1	0	1	4	2nd	FG% 9-20 45.0%						
2	Audrey Gadson	G 12:35	2-4	2-4	0-0	0	0	0	4	0	6	0	0	1	0	0	9	3PT% 1-8 12.5%	FT%	0-0 0%						
3	Cierra Winters	G 20:44	4-6	0-0	0-0	0	1	1	4	1	8	0	1	0	1	0	1	4	3rd	FG% 7-18 38.9%						
11	Kayla Pilson	30:30	3-8	2-5	0-0	0	2	2	1	2	8	1	1	1	0	0	4	3PT%	1-1 100.0%	FT%	5-7 71.4%					
13	Emily Conroe	25:08	5-12	1-3	0-0	2	2	4	3	1	11	1	2	3	0	1	-6	3PT%	1-1 100.0%	FT%	5-7 71.4%					
5	Jordan Goodwin	02:26	0-0	0-0	0-0	0	0	0	0	0	0	0	0	0	0	0	-5	4th	FG% 9-20 45.0%	3PT%	3-5 60.0%					
Team						0	3	3			0	0						FT%	2-3 66.7%	GM FG%	33-77 42.9%					
Totals				33-77	6-22	8-11	13	17	30	17	16	82	14	8	13	2	3	3	3PT%	8-22 36.4%	FT%	8-11 72.7%				
Technical Fouls:NONE																					3PT%		8-22 36.4%	FT%		8-11 72.7%

Technical Fouls: NONE

Dead Ball Rebounds: 0, 1

## Denver - 79

No.	Name	Min	FG	3P	FT	Rebounds	Fouls	TP	AS	TO	ST	Blocks	+/-
24	Uju Ezeudu	F 07:48	0-2	0-1	2-2	0	0	0	3	1	2	0	0</

BOX SCORES



Official Basketball Box Score -- Final

Portland St. at Air Force

12/28/20 Cune Arena, U.S. Air Force Academy

2020-21 Women's Basketball

Game Time: 4:00 PM

Game Duration: 1:44

Officials: Michol Murray, Jack Jones, Kent Johnson

Portland St. - 65

Record: 1-1

NO. Name	Min	FG	3P	FT	Rebounds	Fouls	TP	AS	TO	ST	Blocks	+/-
		MA	MA	MA	OR DR TOT	FF FD						
10 Marina Canzobre	F 16:29	2-2	0-0	0-0	0 0 0 0	0 0	4	0	0	0	1	0
12 Taliana Streun	F 26:12	3-6	1-1	6-12	4 7 11 2	6 13	1 5	2	1	0	1	-23
0 Jenna Kelly	G 14:13	0-1	0-1	0-0	0 0 0 0	1 0	0 0	2	1	0	0	-28
3 Kylie Jimenez	G 32:54	2-5	2-4	5-6	0 0 0 0	4 11	3 2	3	0	1	0	-28
53 Desirae Hansen	G 25:25	6-13	2-6	2-2	0 6 6 1	5 16	1 4	0	3	0	0	-24
15 Nakia Boston	21:37	2-9	0-2	7-10	0 1 1 1	2 7	11 2	5	1	0	2	-8
30 Syd Schultz	15:50	0-0	0-0	0-0	0 1 1 1	1 0	0 0	3 3	1	0	0	-10
11 Itzilar Ugarte	16:35	1-4	0-1	1-2	3 0 3 3	1 1	3 0	1 1	1	0	0	-3
23 Jada Lewis	13:39	2-6	0-1	1-1	0 0 0 0	2 1	5 1	0 1	0	1	0	-3
1 Labrea Danson	07:04	1-4	0-0	0-0	0 1 1 0	0 0	2 0	1 0	0	0	0	2
22 Ruchae Walton	05:46	0-2	0-1	0-0	1 0 1 1	1 0	0 0	0 0	0	0	0	-2
4 Reilly Kelly	04:16	0-1	0-0	0-0	0 0 0 1	1 0	0 0	0 0	0	0	0	1
Team					1 1 2	0	0	0	1			
Totals	19:53	5-17	22-33	9 17 26	12 25	65	8 24	12 5	4	-29		

Technical Fouls: NONE

Shooting By Period	1 <sup>st</sup> FG%	2 <sup>nd</sup> FG%	3 <sup>rd</sup> FG%	4 <sup>th</sup> FG%	GM FG%
1 <sup>st</sup> FG%	2-13 15.4%	3PT% 0-3 0.0%	FT% 2-2 100%	2 <sup>nd</sup> FG% 7-15 46.7%	3 <sup>rd</sup> FG% 3-9 33.3%
2 <sup>nd</sup> FG%	3-9 33.3%	FT% 3-6 50%	3 <sup>rd</sup> FG% 3-9 33.3%	4 <sup>th</sup> FG% 2-3 66.7%	GM FG% 12-18 66.7%
3 <sup>rd</sup> FG%	2-3 66.7%	FT% 12-18 66.7%	4 <sup>th</sup> FG% 7-16 43.8%	FT% 5-7 71.4%	GM FG% 19-33 58.8%
4 <sup>th</sup> FG%	1-2 50.0%	FT% 5-17 29.4%	FT% 22-33 66.7%	Dead Ball Rebounds: 8, 0	

Air Force - 94

Record: 2-3

NO. Name	Min	FG	3P	FT	Rebounds	Fouls	TP	AS	TO	ST	Blocks	+/-
		MA	MA	MA	OR DR OT	PF					BS BA	
23 Riley Snyder	F 26:17	11-16	5-7	0-0	2 3 5	2 27	1	3	0	0	0	28
33 Nikki McDonald	F 16:08	4-6	0-1	2-3	2 1 3	4 10	1	0	0	0	0	8
1 Briana Autrey	G 28:55	3-10	0-0	3-4	0 3 3	5 9	8	5	3	0	2	29
3 Cierra Winters	G 19:12	3-3	1-1	0-0	0 2 2	3 7	0	2	2	0	1	20
13 Emily Conroe	G 25:02	2-4	0-0	0-0	0 4 4	2 1	4	1	2	2	0	24
2 Audrey Gadison	14:34	2-5	2-4	0-0	1 2 3	0 6	1	1	0	0	1	8
55 Kassady Huffman	19:22	4-7	0-0	0-0	1 1 2	0 8	3	2	0	3	1	23
11 Kayla Pilson	19:34	5-6	0-1	2-2	0 1 1	3 1	12	1	0	2	0	9
30 Dasha Macmillan	14:58	2-3	0-1	0-0	0 3 3	2 0	4	2	1	0	0	5
10 Kamri Heath	04:30	1-1	0-0	0-0	0 1 1	2 0	2	0	2	0	0	-2
20 Shadiya Thomas	04:30	0-1	0-0	0-0	0 1 1	1 0	0	1	0	0	0	-2
50 Kam Jones	04:30	2-2	0-0	1-2	0 2 2	1 1	5	1	0	0	0	-2
5 Jordan Goodwin	02:28	0-0	0-0	0-0	0 1 1	0 0	1	0	0	0	0	-1
Team					2 3 5	0	0	3				
Totals		39:64	8-15	8-11	8 28 36	25 12	94	22	22	10	4 5	29

Technical Fouls: NONE

Shooting By Period	1 <sup>st</sup> FG%	2 <sup>nd</sup> FG%	3 <sup>rd</sup> FG%	4 <sup>th</sup> FG%	GM FG%
1 <sup>st</sup> FG%	9-15 60.0%	3PT% 3-6 50.0%	FT% 0-0 0%	2 <sup>nd</sup> FG% 7-15 46.7%	3 <sup>rd</sup> FG% 1-12 8.3%
2 <sup>nd</sup> FG%	1-11 9.1%	FT% 4-5 80%	3 <sup>rd</sup> FG% 12-17 70.6%	4 <sup>th</sup> FG% 2-2 100.0%	GM FG% 39-64 60.9%
3 <sup>rd</sup> FG%	1-4 25.0%	FT% 3-4 75%	3PT% 8-15 53.3%	FT% 8-11 72.7%	Dead Ball Rebounds: 3, 0

PSU	AF
Biggest lead	0 (1 <sup>st</sup> 10:00) 32 (4 <sup>th</sup> 4:04)
Best Scoring Run	8 (2 <sup>nd</sup> 7:46) 9 (4 <sup>th</sup> 8:13)
Lead Changes	0
Times Tied	1
Time with Lead	00:00 39:10

Points from	Turnovers	1 <sup>st</sup> 2 <sup>nd</sup> 3 <sup>rd</sup> 4 <sup>th</sup> TOT
Turnovers	15 28	6 20 20 19 65
Paint	28 50	21 16 28 29 94
Second Chance	5 11	
Fast Breaks	7 17	
Bench	21 37	

Official Basketball Box Score -- Game Totals -- Final Statistics  
Air Force vs Utah State  
12/31/20 2 p.m. at Logan, Utah (Dee Glen Smith Spectrum)

Air Force 66 • 2-4, 0-1 MW

## Player	Total	3-Ptr	Rebounds	PF	TP	A TO Blk Stl	Min
FG-FGA	FG-FGA	FT-FTA	Off Def Tot				
23 Snyder, Riley	f 10-23	4-9	1-2	0 2 2 3	25	3 4 1 0	36
55 Huffman, Kassady	f 1-4	0-0	3-4	3 4 7 2	5	1 0 2 2	29
01 Autrey, Briana	g 1-6	0-0	2-6	1 3 4 4	4	3 5 0 0	29
03 Winters, Cierra	g 2-5	0-0	0-1	1 4 5 5	4	2 0 1 3	19
13 Conroe, Emily	g 5-12	0-4	3-6	4 6 10 4	13	1 2 0 3	33
02 Gadison, Audrey	g 1-3	1-3	0-0	2 3 5 1	3	0 1 0 0	9
10 Heath, Kamri	0-1	0-0	0-0	0 0 0 0	0	1 0 0 1	3
11 Pilson, Kayla	2-7	0-3	4-6	2 1 3 1	8	0 2 0 2	21
30 Macmillan, Dasha	2-3	0-1	0-0	1 0 1 0	4	0 1 0 0	4
33 McDonald, Nikki	0-3	0-1	0-0	1 1 2 2	0	0 0 0 0	17
Team				2 3 5			
Totals	24-67	5-21	13-25	17 27 44	22	66 11 15 4 11	200

1st FG %: 10-18 55.6%	2nd: 7-16 43.8%	3rd: 6-21 28.6%	4th: 1-12 8.3%	Game: 24-67 35.8%	Deadball Rebounds 5
3FG %: 2-7 28.6%	3-7 42.9%	0-4 0.0%	0-3 0.0%	5-21 23.8%	
FT %: 0-3 0.0%	5-10 50.0%	4-4 100.0%	4-8 50.0%	13-25 52.0%	

Utah State 70 • 3-4, 1-1 MW

## Player	Total	3-Ptr	Rebounds	PF	TP	A TO Blk Stl	Min
FG-FGA	FG-FGA	FT-FTA	Off Def Tot				
04 CHATMAN, Jessica	f 2-11	0-2	4-8	2 6 8 3	8	1 2 1 1	33
24 MATHEWS, Bre	f 4-11	1-4	3-4	1 2 3 2	12	0 0 0 1	24
00 BRANTLEY, Faith	g 7-9	1-1	2-2	3 5 8 3	17	2 3 0 1	29
01 KAMAKAWIWO'OLE, Ka	g 2-4	1-1	0-0	1 1 2 2	5	1 1 0 2	14
02 MENDAZONA, Meagan	g 2-9	1-1	2-2	2 2 4 1	7	1 4 0 1	34
03 EMRICH, Eli	0-2	0-0	0-0	0 4 4 3	0	3 3 0 0	22
05 FALSLEV, Kinley	0-1	0-0	0-0	0 0 0 0	0	0 1 0 0	4
11 LUSTGARTEN, Amit	0-0	0-0	0-0	0 0 0 1	0	0 1 0 0	1
14 PRUITT, Monique	5-8	0-0	6-10	1 6 7 5	16	0 1 1 1	18
22 POLANSKY, Jocelyn	0-0	0-0	0-0	0 0 0 1	0	0 0 0 0	3
23 LATONE, Shyla	2-7	0-3	1-1	0 2 2 2	5	1 2 0 1	14
25 NELSON, Halle	0-0	0-0	0-0	0 2 2 0	0	0 0 0 0	2
42 FRANSON, Taylor	0-0	0-0	0-0	0 0 0 0	0	0 0 0 0	2
Team				3 3 6			
Totals	24-62	4-12	18-27	13 33 46	23	70 9 18 2 8	200

1st FG %: 10-19 52.6%	2nd: 6-14 42.9%	3rd: 5-17 29.4%	4th: 3-12 25.0%	Game: 24-62 38.7%	Deadball Rebounds 7
3FG %: 2-5 40.0%	1-3 33.3%	1-2 50.0%	0-2 0.0%	4-12 33.3%	
FT %: 1-2 50.0%	4-9 44.4%	2-4 50.0%	11-12 91.7%	18-27 66.7%	

Officials: Michael Price, Cheryl Blue, Gabe Beechum  
Technical fouls: Air Force-Gadison, Audrey. Utah State-None.  
Attendance: 250

Score by periods	1st	2nd	3rd	4th	Total	In	Off	2nd	Fast
Air Force	22	22	16	6	66	Points AFAW 36	Paint 24	Chance 19	Break 18
Utah State	23	17	13	17	70	USU 36	20	13	4 15 21

Last FG - AFAW 4th-06:47, USU 4th-06:27.  
Largest lead - AFAW by 8 3rd-03:18, USU by 5 2nd-08:24.  
AFAW led for 25:32. USU led for 09:40. Game was tied for 04:47.



Official Basketball Box Score -- Game Totals -- Final Statistics  
Air Force vs Utah State  
01/02/21 2 p.m. at Logan, Utah (Dee Glen Smith Spectrum)

Air Force 55 • 2-5, 0-2 MW

## Player	Total	3-Ptr	Rebounds	PF	TP	A TO Blk Stl	Min
FG-FGA	FG-FGA	FT-FTA	Off Def Tot				
23 Snyder, Riley	f 5-18	3-10	5-7	2 2 4 4	18	1 3 0 0	37
55 Huffman, Kassady	f 0-3	0-0	0-0	0 0 0 3	0	2 0 2 1	21
01 Autrey, Briana	g 2-10	1-3	3-5	1 3 4 3	8	4 6 0 6	34
03 Winters, Cierra	g 4-11	0-1	0-0	1 4 5 4	8	0 2 0 2	28
13 Conroe, Emily	g 3-10	1-4	4-5	7 6 13 3	11	0 2 1 3	33
02 Gadison, Audrey	0-1	0-1	2-2	1 1 2 1	2	0 1 0 0	8
10 Heath, Kamri	0-0	0-0	0-0	0 0 0 0	0	0 0 0 0	2
11 Pilson, Kayla	1-2	1-1	1-2	1 1 2 3	4	0 1 0 0	11
20 Thomas, Shadiya	0-0	0-0	0-0	0 0 0 0	0	0 0 0 0	1
30 Macmillan, Dasha	1-4	1-3	0-0	1 2 3 0	3	0 0 0 0	6
33 McDonald, Nikki	0-5	0-3	1-2	2 4 6 0	1	1 1 0 0	19
Team				4 3 7	1		
Totals	16-64	7-26	16-23	20 26 46	21	55 8 17 3 12	200

1st FG %: 4-18 22.2%	2nd: 5-14 35.7%	3rd: 3-14 21.4%	4th: 4-18 22.2%	Game: 16-64 25.0%	Deadball Rebounds 5
3FG %: 2-5 40.0%	2-9 22.2%	1-3 33.3%	2-9 22.2%	16-23 69.6%	
FT %: 4-6 66.7%	3-5 60.0%	6-9 66.7%	3-3 100.0%		

Utah State 61 • 4-4, 2-1 MW

## Player	Total	3-Ptr	Rebounds	PF	TP	A TO Blk Stl	Min
FG-FGA	FG-FGA	FT-FTA	Off Def Tot				
04 CHATMAN, Jessica	f 5-13	0-4	1-3	1 4 5 2	11	1 3 3 2	33
24 MATHEWS, Bre	f 7-15	0-2	1-2	6 3 9 2	15	1 4 0 1	29
00 BRANTLEY, Faith	g 1-9	1-3	2-2	0 3 3 3	5	4 3 0 2	37
02 MENDAZONA, Meagan	g 2-5	1-3	4-4	2 5 7 3	9	2 0 2 0	20
10 HARRIS, Emmie	g 3-3	1-2	0-0	0 3 3 1	3	0 5 0 1	10
03 KAMAKAWIWO'OLE, Ka	1-2	1-1	0-0	0 2 2 3	0	0 1 0 1	13
01 EMRICH, Eli	1-2	0-0	3-6	1 2 3 1	5	1 1 1 1	28
14 PRUITT, Monique	1-1	0-0	0-0	0 0 0 4	2	0 3 0 0	6
23 LATONE, Shyla	2-6	2-6	0-0	0 2 2 1	6	0 1 0 0	11
25 NELSON, Halle	1-2	0-0	0-2	2 3 5 2	2	0 1 1 1	13
Team				2 3 5			
Totals	22-58	6-21	11-19	14 30 44	22	61 9 21 8 8	200

1st FG %: 6-17 35.3%	2nd: 4-12 33.3%	3rd: 9-16 56.3%	4th: 3-13 23.1%	Game: 22-58 37.9%	Deadball Rebounds 4
3FG %: 2-5 40.0%	2-6 33.3%	1-6 16.7%	1-4 25.0%	6-21 28.6%	
FT %: 2-4 50.0%	1-2 50.0%	0-1 0.0%	8-12 66.7%	11-19 57.9%	

Officials: Benny Luna, Teresa Turner, Clarke Stevens  
Technical fouls: Air Force-None. Utah State-None.  
Attendance:

# 2020-2021 AIR FORCE WOMEN'S BASKETBALL | GAME NOTES



Official Basketball Box Score - Final  
**Boise St. at Air Force**  
01/08/21 Clune Arena, U.S. Air Force Academy  
2020-21 Women's Basketball

Game Time: 1:30 PM  
Game Duration: 1:34

Officials: Chuck Gonzalez, In'Fino Robinson, Stacie Bow

Boise St. - 71

Record: 6-1 (3-1)

NO. Name	Min	FG	3P	FT	Rebounds	Fouls	TP	AS	TO	ST	Blocks	+/-
M-A	M-A	M-A	M-A	OR DR TOT	PF FO						BS BA	
25 Rachel Bowers	F 11:31	3-5	0-0	2-2	0 1 1	3 1	8	1	1	0	0	0
35 Alexis Mark	F 26:05	5-7	0-0	0-0	4 3 7	3 1	10	3	0	1	1	0
44 Mallory McWine	C 15:40	3-5	1-3	0-0	1 2 3	3 1	7	2	2	2	1	1
12 Mary Kay Naro	G 33:05	6-9	0-1	2-4	2 1 3	2 3	14	6	4	1	0	1
30 Jade Loville	G 32:01	9-18	0-2	0-0	0 2 2	0 0	18	1	1	1	1	1
33 Abby Muse	27:37	0-2	0-0	1-2	2 6 8	0 3	1	1	1	0	7	0
31 Elodie Lalotte	08:11	0-1	0-0	0-0	1 1 1	0 0	0	0	0	0	0	1
4 Kimora Sykes	14:06	0-2	0-2	0-0	0 1 1	2 1	0	1	4	1	1	0
14 Anna Ostlie	16:53	4-9	2-7	1-2	1 2 3	1 2	11	3	0	2	0	0
22 Raigan Reed	09:00	0-1	0-1	0-0	0 0 0	0 0	0	0	1	1	0	0
15 Cristina Gil	03:58	1-1	0-0	0-0	0 0 0	2 0	2	0	1	0	0	0
21 Martina Machalova	01:53	0-0	0-0	0-0	0 0 0	0 0	0	0	0	0	0	0
Team					0 4 4		0	1				
Totals		31-61	3-16	6-10	10 23 33	16 12	71	18	16	9	12	3

Technical Fouls: NONE

Dead Ball Rebounds: 3, 2

Shooting By Period	1st	2nd	3rd	4th	GM
FG%	8-14 57.1%	3-10 30.0%	3-10 30.0%	3-10 30.0%	12-44 27.3%
3PT%	0-2 0.0%	0-0 0.0%	0-0 0.0%	0-0 0.0%	0-2 0.0%
FT%	6-14 42.9%	3-14 21.4%	3-14 21.4%	3-14 21.4%	15-56 26.8%
1st FG%	0-0 0.0%	3-6 50.0%	3-6 50.0%	3-6 50.0%	9-18 50.0%
2nd FG%	3-6 50.0%	0-0 0.0%	0-0 0.0%	0-0 0.0%	3-6 50.0%
3rd FG%	0-0 0.0%	3-6 50.0%	0-0 0.0%	0-0 0.0%	3-6 50.0%
4th FG%	0-0 0.0%	0-0 0.0%	3-6 50.0%	0-0 0.0%	3-6 50.0%
GM FG%	31-61 50.8%	3-16 18.8%	6-10 60.0%		

Dead Ball Rebounds: 2, 0

Air Force - 49

Record: 3-6 (1-3)

NO. Name	Min	FG	3P	FT	Rebounds	Fouls	TP	AS	TO	ST	Blocks	+/-
M-A	M-A	M-A	M-A	OR DR TOT	PF FO						BS BA	
23 Riley Snyder	F 29:53	3-15	0-4	0-0	2 3 5	2 1	6	2	4	3	0	4
55 Kassady Huffman	F 20:17	1-1	0-0	3-4	1 5 6	3 2	5	1	3	0	1	0
1 Briana Autrey	G 32:23	7-13	1-1	4-4	1 1 2	2 6	19	1	7	1	0	4
3 Cierra Winters	G 17:25	0-2	0-0	2-2	0 2 2	1 2	2	1	2	0	0	1
13 Emily Conroe	G 30:16	2-7	1-4	0-0	3 4 7	3 0	5	1	2	4	1	1
32 Kaelin Immel	28:35	3-11	1-5	3-4	0 2 2	0 2	10	0	2	2	1	2
33 Nikki McDonald	19:43	0-1	0-0	0-0	2 2 4	0 0	0	0	0	0	0	0
11 Kayla Pilson	13:04	1-4	0-1	0-0	0 1 1	0 0	2	0	0	2	0	0
2 Audrey Gadison	01:37	0-0	0-0	0-0	0 0 0	1 0	0	0	0	0	0	0
30 Dasha Macmillan	06:47	0-0	0-0	0-0	0 0 0	0 1	0	0	0	1	0	0
Team					3 1 4		0	1				
Totals		17-54	3-15	12-14	12 21 33	12 16	49	7	21	13	3	12

Technical Fouls: NONE

Shooting By Period	1st	2nd	3rd	4th	GM
FG%	3-10 30.0%	3-10 30.0%	3-10 30.0%	3-10 30.0%	12-44 27.3%
3PT%	0-0 0.0%	0-0 0.0%	0-0 0.0%	0-0 0.0%	0-2 0.0%
FT%	6-14 42.9%	3-14 21.4%	3-14 21.4%	3-14 21.4%	15-56 26.8%
1st FG%	0-0 0.0%	3-6 50.0%	3-6 50.0%	3-6 50.0%	9-18 50.0%
2nd FG%	3-6 50.0%	0-0 0.0%	0-0 0.0%	0-0 0.0%	3-6 50.0%
3rd FG%	0-0 0.0%	3-6 50.0%	0-0 0.0%	0-0 0.0%	3-6 50.0%
4th FG%	0-0 0.0%	0-0 0.0%	3-6 50.0%	0-0 0.0%	3-6 50.0%
GM FG%	31-61 50.8%	3-16 18.8%	6-10 60.0%		

Dead Ball Rebounds: 2, 0

	BSU	AF
Biggest lead	22 (4 <sup>th</sup> 0:20)	0 (1 <sup>st</sup> 10:00)
Best Scoring Run	9 (2 <sup>nd</sup> 3:46)	5 (3 <sup>rd</sup> 5:27)
Lead Changes	0	
Times Tied	1	
Time with Lead	37:30	00:00

Points from Turnovers	BSU	AF
Paint	36	22
Second Chance	14	6
Fast Breaks	15	10
Bench	14	12

Period by Period Scoring	1st	2nd	3rd	4th	TOT
BSU	16	15	15	25	71
AF	7	10	16	16	49



Official Basketball Box Score - Final  
**Air Force at Wyoming**  
01/08/21 Arena Auditorium, Laramie  
2020-21 Women's Basketball

Game Time: 2:00 PM  
Game Duration: 1:33

Officials: Clarke Stevens, Tiffany Jump, Scott Fruethring

Air Force - 49

Record: 3-7 (1-4)

NO. Name	Min	FG	3P	FT	Rebounds	Fouls	TP	AS	TO	ST	Blocks	+/-
M-A	M-A	M-A	M-A	OR DR TOT	PF FO						BS BA	
23 Riley Snyder	F 31:20	3-7	0-0	0-0	2 1 3	1 0	6	1	3	1	0	0
33 Nikki McDonald	F 25:17	3-10	0-0	0-0	6 6 6	2 0	7	0	0	0	0	1
55 Kassady Huffman	F 23:53	0-3	0-0	0-0	1 4 5	1 1	0	2	1	3	0	0
1 Briana Autrey	G 33:09	7-18	0-4	3-5	3 3 6	1 4	17	5	3	3	0	4
3 Cierra Winters	G 29:05	2-4	0-0	2-2	1 2 3	5 1	6	1	1	1	0	1
13 Emily Conroe	29:03	2-4	1-2	0-0	3 2 5	2 0	5	0	1	1	0	0
32 Kaelin Immel	21:15	2-9	1-2	0-0	0 2 2	1 0	5	0	0	0	0	0
2 Audrey Gadison	04:56	1-2	1-2	0-0	1 0 1	1 0	3	0	1	0	0	0
11 Kayla Pilson	02:02	0-0	0-0	0-0	0 0 0	0 0	0	0	2	0	0	0
Team					4 0 4		0	1				
Totals		20-57	4-15	5-7	15 20 35	14 6	49	7	14	7	3	6

Technical Fouls: NONE

Shooting By Period	1st	2nd	3rd	4th	GM
FG%	4-16 25.0%	3-17 17.6%	3-17 17.6%	3-17 17.6%	13-50 26.0%
3PT%	0-2 0.0%	0-0 0.0%	0-0 0.0%	0-0 0.0%	0-2 0.0%
FT%	6-10 60.0%	5-16 31.3%	5-16 31.3%	5-16 31.3%	21-62 33.9%
1st FG%	0-0 0.0%	3-6 50.0%	3-6 50.0%	3-6 50.0%	9-18 50.0%
2nd FG%	3-6 50.0%	0-0 0.0%	0-0 0.0%	0-0 0.0%	3-6 50.0%
3rd FG%	0-0 0.0%	3-6 50.0%	0-0 0.0%	0-0 0.0%	3-6 50.0%
4th FG%	0-0 0.0%	0-0 0.0%	3-6 50.0%	0-0 0.0%	3-6 50.0%
GM FG%	20-57 35.1%	3-15 20.0%	5-7 71.4%		

Dead Ball Rebounds: 2, 0

Wyoming - 55

Record: 5-5 (3-4)

NO. Name	Min	FG	3P	FT	Rebounds	Fouls	TP	AS	TO	ST	Blocks	+/-
M-A	M-A	M-A	M-A	OR DR TOT	PF FO						BS BA	
5 Jaye Johnson	F 28:08	1-4	1-1	2-2	1 1 2	0 1	5	1	1	0	1	0
33 Dagny Davidsdottir	F 28:43	7-8	0-0	2-2	1 2 3	3 3	16	0	1	0	2	0
11 Alba Sanchez Ramos	G 31:59	3-9	0-4	0-1	1 6 7	0 2	6	1	2	0	0	8
14 Quinn Wedemeyer	G 35:27	3-10	2-5	4-4	0 2 2	2 3	12	1	2	0	1	2
24 Tommi Olson	G 37:17	4-8	0-1	2-2	3 8 11	1 4	10	4	1	2	0	7
12 McKinley Bradshaw	18:06	1-5	0-1	0-0	0 2 2	0 1	2	0	1	0	0	0
4 Grace Ellis	07:28	0-2	0-0	0-0	0 0 0	0 0	0	0	0	0	0	0
30 Ola Ustowska	09:03	1-2	0-1	0-0	0 0 0	0 0	2	0	3	0	0	0
15 Marta Savic	03:49	1-2	0-0	0-0	1 0 1	0 0	2	0	0	0	1	2
Team					3 1 4		0	0				
Totals		21-50	3-13	10-11	10 22 32	6 14	55	11	14	1	6	3

Technical Fouls: NONE

Shooting By Period	1st	2nd	3rd	4th	GM
FG%	7-12 58.3%	3-17 17.6%	3-17 17.6%	3-17 17.6%	13-50 26.0%
3PT%	2-5 40.0%	0-0 0.0%	0-0 0.0%	0-0 0.0%	2-5 40.0%
FT%	0-0 0.0%	5-16 31.3%	5-16 31.3%	5-16 31.3%	10-32 31.3%
1st FG%	0-0 0.0%	3-6 50.0%	3-6 50.0%	3-6 50.0%	9-18 50.0%
2nd FG%	3-6 50.0%	0-0 0.0%	0-0 0.0%	0-0 0.0%	3-6 50.0%
3rd FG%	0-0 0.0%	3-6 50.0%	0-0 0.0%	0-0 0.0%	3-6 50.0%
4th FG%	0-0 0.0%	0-0 0.0%	3-6 50.0%	0-0 0.0%	3-6 50.0%
GM FG%	20-57 35.1%	3-15 20.0%	5-7 71.4%		

Dead Ball Rebounds: 0, 0

	AFA	WYO
Biggest lead	6 (3 <sup>rd</sup> 7:02)	8 (4 <sup>th</sup> 0:27)
Best Scoring Run	7 (2 <sup>nd</sup> 1:11)	11 (4 <sup>th</sup> 2:47)
Lead Changes	7	
Times Tied	7	
Time with Lead	15:18	19:26

Points from Turnovers	AFA	WYO
Paint	14	10
Second Chance	11	6
Fast Breaks	4	0
Bench	13	6



Official Basketball Box Score - Final  
**Air Force at Wyoming**  
01/08/21 Arena Auditorium, Laramie  
2020-21 Women's Basketball

Game Time: 6:30 PM  
Game Duration: 1:38

Officials: Lisa Jones, Brenda Pantoja, Maj Forsberg

Air Force - 46

Record: 3-8 (1-5)

NO. Name		Min	FG	3P	MT	Rebounds	Fouls	TP	AS	TO	ST	Blocks	Bs	+/-	Shooting By	
			M-A	M-A	M-A	OR DR TOT	PF FO						BS BA			
23	Riley Snyder	F 32:31	5-15	1-3	2-2	0 0 0	2 2	13	1	1	1	0	0	0	-9	1st FG% 5-18 27.8%
55	Kassady Huffman	F 22:38	0-2	0-0	1-4	3 3 6	1 3	9	0	0	0	3	0	0	-15	3PT% 1-4 25.0%
1	Briana Autrey	G 23:11	0-9	0-3	2-2	4 1 5	5 1	2	4	4	3	0	0	1	-5	FT% 1-1 100%
3	Cierra Winters	G 26:03	0-4	0-1	0-0	2 2 4	2 0	0	0	0	2	0	1	-12	2nd FG% 4-15 26.7%	
13	Emily Conroe	G 29:02	2-11	0-4	1-1	2 7 9	2 1	5	0	0	2	0	0	-6	3PT% 3-8 37.5%	
11	Kayla Pilson	09:20	0-2	0-0	0-0	1 0 1	0 0	0	0	0	1	0	0	0	-2	FT% 0-0 0%
32	Kaelin Immel	21:21	3-5	2-3	0-0	0 2 2	0 0	8	1	7	2	0	0	-7	3rd FG% 2-9 22.2%	
33	Nikki McDonald	23:23	3-5	3-4	0-0	1 2 3	2 0	9	1	0	1	0	0	-5	3PT% 2-3 66.7%	
2	Audrey Gadison	12:31	2-5	2-4	2-2	0 1 1	0 1	8	1	3	1	0	2	-6	FT% 2-2 100%	
Team						2 2 4		0	1						-4th FG% 4-16 25.0%	
Totals			15-58	8-22	8-11	15 20 35	15 8	46	8	17	13	4	4	-13	3PT% 2-7 28.6%	
															FT% 5-8 62.5%	
															GM FG% 15-58 25.9%	
															3PT% 8-22 36.4%	
															FT% 8-11 72.7%	
Technical Fouls:Coach 4 <sup>th</sup> 2:20																



# GAMES 19 & 20 | vs. NEW MEXICO



Official Basketball Box Score - Final  
**Air Force at San Diego State**  
01/24/21 Steve Fisher Court at Vegas Arena, San Diego  
2020-21 Women's Basketball

Game Time: 1:05 PM  
Game Duration: 1:48

Officials: Lisa Jones, Kent Johnson, Jack Jones

Air Force - 58

Record: 4-9 (2-6)

NO. Name	Min	FG M-A	3P M-A	FT M-A	Rebounds OR DR TOT	Fouls PF FD	TP	AS	TO	ST	Blocks BS BA	+/-
23 Riley Snyder	F 38:07	5-11	1-4	4-4	1 5 6	2 7	15	3	2	2	1 0	1
55 Kassady Huffman	F 25:29	1-4	0-0	0-0	3 6 9	3 1	2	0	0	0	4 0	4
1 Briana Autrey	G 33:05	6-15	0-3	6-7	0 5 5	2 7	18	5	5	0	0 0	5
13 Emily Conroe	G 30:48	1-6	0-3	0-0	3 7 10	1 0	2	0	3	1	1 0	6
32 Kaelin Immel	G 21:42	2-7	0-3	0-0	1 0 1	0 0	4	1	3	2	0 0	-7
33 Nikki McDonald	23:43	2-7	2-3	0-0	1 2 3	1 0	6	1	0	1	0 2	-4
2 Audrey Gadison	14:40	3-6	3-6	0-0	0 0 0	0 0	1	9	1	0	1 0	1
3 Cierra Winters	10:46	0-0	0-0	2-2	0 0 0	3 2	2	1	1	2	0 0	7
10 Kamri Heath	01:40	0-1	0-0	0-0	0 0 0	0 0	0	0	0	0	0 0	-5
Team					2 1 3		0	3				
Totals		20-57	6-22	12-13	11 26 37	12 18	58	12	17	9	6 4	3

Technical Fouls: NONE

Shooting By Period		
1st FG%	6-17	35.3%
3PT%	3-6	50.0%
FT%	0-0	0%
2nd FG%	1-4	7.1%
3PT%	1-8	12.5%
FT%	3-4	75%
3rd FG%	6-14	42.9%
3PT%	2-6	33.3%
FT%	2-2	100%
4th FG%	7-12	58.3%
3PT%	0-2	0.0%
FT%	7-7	100%
GM FG%	20-57	35.1%
3PT%	6-22	27.3%
FT%	12-13	92.3%

Dead Ball Rebounds: 1,0

San Diego State - 55

Record: 5-8 (3-4)

NO. Name	Min	FG M-A	3P M-A	FT M-A	Rebounds OR DR TOT	Fouls PF FD	TP	AS	TO	ST	Blocks BS BA	+/-
42 Kim Villalobos	F 27:13	1-11	0-0	3-4	5 5 10	1 4	5	0	4	1	2 2	0
11 Kamaria Gipson	C 23:29	2-4	0-0	2-2	2 4 6	3 1	6	0	4	0	0 0	-16
5 Tea Adams	G 33:00	4-11	0-1	3-7	0 1 1	3 4	11	7	4	5	0 0	-1
10 Isabela Hernandez	G 36:35	3-9	3-5	0-0	0 1 1	2 0	9	0	0	0	0 0	-1
12 Mercedes Staples	G 32:45	6-10	2-4	2-3	0 7 7	4 2	16	1	1	1	0 1	-8
3 Mallory Adams	12:47	1-5	1-1	0-0	1 1 2	2 0	3	0	3	0	0 0	-3
22 Flo Vinerte	12:52	2-3	0-0	1-2	2 2 4	1 1	5	0	1	1	2 0	8
21 Alex Crain	16:12	0-3	0-0	0-0	2 2 2	2 0	0	0	2	0	0 1	-2
4 Bailey Chynoweth	01:43	0-0	0-0	0-0	0 0 0	0 0	0	0	0	0	0 0	2
24 Kiara Edwards	03:24	0-0	0-0	0-0	0 1 1	0 0	0	0	0	0	0 0	4
Team					4 2 6		0	0				
Totals		19-56	6-11	11-18	14 26 40	18 12	55	8	19	8	4 6	-3

Technical Fouls: NONE

Shooting By Period		
1st FG%	4-14	28.6%
3PT%	0-1	0.0%
FT%	2-4	50%
2nd FG%	6-17	35.3%
3PT%	2-4	50.0%
FT%	0-0	0%
3rd FG%	3-10	30.0%
3PT%	1-1	100.0%
FT%	8-11	72.7%
4th FG%	6-15	40.0%
3PT%	3-5	60.0%
FT%	1-3	33.3%
GM FG%	19-56	33.9%
3PT%	6-11	54.5%
FT%	11-18	61.1%

Dead Ball Rebounds: 4,0

	AFA	SDS
Biggest lead	6 (4 <sup>th</sup> 0:16)	11 (3 <sup>rd</sup> 4:44)
Best Scoring Run	10 (4 <sup>th</sup> 0:16)	10 (3 <sup>rd</sup> 4:44)
Lead Changes	2	
Times Tied	4	
Time with Lead	16:15	20:36

Points from Turnovers				
	AFA	SDS		
Paint	24	18		
Second Chance	9	15		
Fast Breaks	17	6		
Bench	17	8		

Period by Period Scoring					
	1st	2nd	3rd	4th	TOT
AFA	15	6	16	21	58
SDS	10	14	15	16	55



Official Basketball Box Score - Final  
**UNLV at Air Force**  
02/05/21 Cune Arena, U.S. Air Force Academy  
2020-21 Women's Basketball

Game Time: 5:00 PM  
Game Duration: 1:37

Officials: Benny Luna, Cheryl Bay, Roy Gulbeyan

UNLV - 52

Record: 9-7 (7-4)

NO. Name	Min	FG M-A	3P M-A	FT M-A	Rebounds OR DR TOT	Fouls PF FD	TP	AS	TO	ST	Blocks BS BA	+/-
21 Delanyia Byrne	F 24:12	1-5	0-3	2-2	1 3 4	0 1	4	0	3	1	0 1	-9
22 Desi-Rae Young	F 30:56	5-9	0-0	5-8	2 7 9	2 7	15	0	1	1	1 2	7
5 Jade Thomas	G 28:00	2-5	1-3	2-2	1 5 6	1 2	7	0	4	0	0 0	8
14 Bailey Thomas	G 28:51	1-5	0-1	4-6	1 1 2	1 5	6	2	1	2	0 3	-1
30 Nia Johnson	G 26:42	3-13	1-6	2-2	2 3 5	3 2	9	3	2	0	0 2	7
2 Jasmine Singleton	18:06	0-5	0-0	0-2	0 2 2	2 2	0	1	3	0	0 3	-7
12 Anna Blount	16:18	2-2	0-0	1-2	0 2 2	3 1	5	0	0	0	0 0	8
10 Jacinta Buckley	21:26	2-3	0-0	0-1	1 7 8	1 2	4	0	0	0	0 0	5
15 Keyana Wilfred	05:29	1-4	0-0	0-0	0 2 2	0 1	2	0	0	0	1 1	-3
Team					5 2 7		0	0				
Totals		17-54	2-13	16-25	13 34 47	13 23	52	6	14	4	2 12	3

Technical Fouls: NONE

Shooting By Period		
1st FG%	4-13	30.8%
3PT%	1-6	16.7%
FT%	4-4	100%
2nd FG%	4-16	25.0%
3PT%	1-3	33.3%
FT%	4-14	28.6%
3rd FG%	4-14	28.6%
3PT%	0-4	0.0%
FT%	8-10	80%
4th FG%	5-11	45.5%
3PT%	0-0	0.0%
FT%	4-9	44.4%
GM FG%	17-54	31.5%
3PT%	2-13	15.4%
FT%	16-25	64.0%

Dead Ball Rebounds: 2,0

Air Force - 49

Record: 0-1 (2-7)

NO. Name	Min	FG M-A	3P M-A	FT M-A	Rebounds OR DR TOT	Fouls PF FD	TP	AS	TO	ST	Blocks BS BA	+/-
23 Riley Snyder	F 35:28	7-22	3-10	0-0	0 3 3	2 0	17	1	2	2	0 0	-3
55 Kassady Huffman	F 32:26	2-3	0-0	0-0	3 4 7	5 3	4	2	1	4	7 0	0
3 Cierra Winters	G 25:38	6-8	0-1	3-5	0 2 2	5 4	15	2	1	1	0 0	13
13 Emily Conroe	G 29:55	1-9	0-4	0-0	3 6 9	3 1	2	1	3	1	5 0	-7
32 Kaelin Immel	G 31:21	2-12	0-4	0-0	1 3 4	2 1	4	1	1	1	0 1	-2
33 Nikki McDonald	17:39	1-4	1-1	0-0	2 4 6	4 1	3	1	0	0	0 0	-5
2 Audrey Gadison	17:44	1-6	0-4	0-0	2 2 4	2 2	2	0	0	1	0 0	-10
11 Kayla Pilson	09:49	1-4	0-0	0-0	2 1 3	0 1	2	0	0	0	0 1	-7
Team					1 6 7		0	3				
Totals		21-68	4-24	3-5	14 31 45	23 13	49	11	11	10	12	-3

Technical Fouls: NONE

Shooting By Period		
1st FG%	8-19	42.1%
3PT%	1-5	20.0%
FT%	0-1	0%
2nd FG%	4-16	25.0%
3PT%	1-5	20.0%
FT%	0-0	0%
3rd FG%	5-15	33.3%
3PT%	1-4	25.0%
FT%	2-2	100%
4th FG%	1-18	22.2%
3PT%	1-10	10.0%
FT%	1-2	50%
GM FG%	21-68	30.9%
3PT%	4-24	16.7%
FT%	3-5	60.0%

Dead Ball Rebounds: 1,0

	LV	AF
Biggest lead	3 (4 <sup>th</sup> 0:00)	8 (3 <sup>rd</sup> 4:22)
Best Scoring Run	6 (3 <sup>rd</sup> 8:01)	7 (1 <sup>st</sup> 3:54)
Lead Changes	4	
Times Tied	6	
Time with Lead	03:14	30:55

Points from Turnovers				
	LV	AF		
Paint	26	22		
Second Chance	11	4		
Fast Breaks	6	4		
Bench	11	7		

Period by Period Scoring					
	1st	2nd	3rd	4th	TOT
LV	13	9	16	14	52
AF	17	9	13	10	49



Official Basketball Box Score - Final  
**UNLV at Air Force**  
02/07/21 Cune Arena, U.S. Air Force Academy  
2020-21 Women's Basketball

Game Time: 12:00 PM  
Game Duration: 1:35

Officials: Melissa Barlow, Teresa Turner, Zac Bost

UNLV - 68

Record: 10-7 (6-4)

NO. Name	Min	FG M-A	3P M-A	FT M-A	Rebounds OR DR TOT	Fouls PF FD	TP	AS	TO	ST	Blocks BS BA	+/-
21 Delanyia Byrne	F 36:48	4-12	1-4	4-4	1 9 10	2 2	13	1	4	0	4 2	19
23 Desi-Rae Young	F 19:27	3-6	0-0	2-3	1 2 3	4 2	8	0	2	0	2 1	13
5 Jade Thomas	G 37:52	2-6	1-5	2-2	1 5 6	1 5	7	2	2	0	0 0	9
14 Bailey Thomas	G 36:29	4-8	0-1	1-2	0 4 4	2 3	9	4	6	2	0 1	10
30 Nia Johnson	G 27:52	7-10	1-1	2-3	0 4 4	1 2	17	1	2	2	0 0	23
10 Jacinta Buckley	10:22	0-2	0-1	0-0	1 1 2	1 1	0	0	0	0	0 0	-11
12 Anna Blount	16:54	5-7	0-0	2-2	0 1 1	2 2	12	1	2	1	0 1	-3
2 Jasmine Singleton	07:25	0-0	0-0	0-0	0 3 3	0 0	1	2	0	0	0 0	2
15 Keyana Wilfred	06:51	1-1	0-0	0-0	1 2 3	0 0	2	0	0	0	0 0	-7
Team					4 1 5		0	0				
Totals		26-52	3-12	13-16	9 32 41	13 17	68	10	20	5	6 5	11

Technical Fouls: NONE

Shooting By Period		
1st FG%	10-11	90.9%
3PT%	0-0	0.0%
FT%	6-7	85.7%
2nd FG%	5-14	35.7%
3PT%	0-5	0.0%
FT%	0-0	0%
3rd FG%	4-16	25.0%
3PT%	1-4	25.0%
FT%	5-5	100%
4th FG%	7-11	63.6%
3PT%	2-3	66.7%
FT%	2-4	50%
GM FG%	26-52	50.0%
3PT%	3-12	25.0%
FT%	13-16	81.3%

Dead Ball Rebounds: 2,0

Air Force - 57

Record: 4-11 (2-8)

NO. Name	Min	FG	3P	FT	Rebounds		Fouls		TP	AS	TO	ST	BS	BA	+/-	Shooting By Period		
		M-A	M-A	M-A	OR	DR	TOT	PF								FD	%	FT%
23 Riley Snyder	F 20:46	4-10	1-4	0-0	1	0	1	4	0	9	0	2	0	0	0	-19	1st	FG% 4-17 23.5%
55 Kassady Huffman	F 26:46	1-4	0-0	2-2	3	5	8	1	3	4	0	3	0	1	3	-11	3PT%	0-3 0.0%
1 Briana Autrey	G 24:09	2-16	0-3	2-2	0	1	1	3	3	6	8	4	5	0	2	-19	FT%	1-2 50%
3 Cierra Winters	FG 18:09	1-5	0-1	0-0	2	0	2	2	0	2	0	0	0	0	1	-10	2nd	FG% 8-21 38.1%
13 Emily Corroe	G 33:25	4-9	1-2	3-4	6	3	9	4	3	12	4	1	3	2	1	-12	3PT%	3-10 30.0%
2 Audrey Gadsion	09:00	1-3	0-2	1-2	0	0	0	0	2	3	0	0	0	0	0	-3	FT%	0-0 0%
2 Kaelin Immel	29:08	4-11	2-5	3-3	0	3	3	1	2	13	1	2	2	0	0	-1	3rd	FG% 3-13 23.1%
13 Kyli McDonald	19:49	2-6	2-5	0-0	0	0	0	2	0	6	2	2	2	0	0	-1	3PT%	2-7 28.6%
11 Kayla Pison	06:07	1-3	0-1	0-0	0	2	2	0	2	0	0	0	0	0	1	3	FT%	5-6 83.3%
10 Kamri Heath	02:41	0-0	0-0	0-0	0	1	1	0	0	0	0	1	0	0	0	6	4th	FG% 5-16 31.3%
																	3PT%	1-3 33.3%
																	FT%	5-5 100%
Team					3	6	0	0	0	1							GM	FG% 20-67 29.9%
Totals		20:67	6:23	11:13	15	18	33	17	13	57	18	12	14	5	6	-11	3PT%	6-23 26.1%
																FT%		11-13 84.6%
Technical Fouls:NONE																		

2020-2021 AIR FORCE WOMEN'S BASKETBALL | GAME NOTES

Official Basketball Box Score -- Game Totals -- Final Statistics  
Air Force vs Fresno State  
2/11/21 6:05 p.m. at Fresno, Calif. (Save Mart Center)

Air Force 54 • 4-12 (2-9 MW)

#	Player	Total		3-Ptr		Rebounds			PF	TP	A TO Blk Stl				Min
		FG-FGA	FG-FGA	FT-FTA	FT-FTA	Off	Def	Tot			A	TO	Blk	Stl	
01	Autrey,Briana	11-16	1-3	1-1	0 3 3	4	24	3 4 0 2	25						
13	Conroe,Emily	1-5	0-0	0-0	2 9 11	1	2	0 2 0 1	34						
23	Snyder,Riley	2-12	1-7	0-0	2 2 4	2	5	2 5 1 1	33						
32	Immel,Kaelin	3-7	3-6	1-2	0 0 0	3	10	1 3 0 0	31						
55	Huffman,Kassady	1-1	0-0	3-4	1 8 9	3	5	1 3 0 0	32						
02	Gadison,Audrey	2-4	2-4	0-0	1 2 3	2	6	0 0 0 0	13						
03	Winters,Cierra	1-4	0-0	0-0	0 1 1	1	2	0 1 0 0	19						
10	Heath,Kamri	0-2	0-0	0-0	0 0 0	0	0	0 0 0 0	4						
33	McDonald,Nikki	0-2	0-0	0-0	1 0 1	2	0	0 0 0 0	9						
Team					3 1 4						4				
Totals		21-53	7-20	5-7	10 26 36	18	54	7 22 1 4	200						
1st FG %:		10-14	71.4%	2nd: 4-18	22.2%	3rd: 2-8	25.0%	4th: 5-13	38.5%	Game: 21-53	39.6%	Deadball			
3FG %:		4-5	80.0%	2-9	22.2%	0-3	0.0%	1-3	33.3%	7-20	35.0%	Rebounds			
FT %:		2-2	100.0%	0-0	0.0%	2-4	50.0%	1-1	100.0%	5-7	71.4%	2			

Fresno State 62 • 13-6 (11-3 MW)

#	Player	Total		3-Ptr		Rebounds			PF	TP	A TO Blk Stl				Min
		FG-FGA	FG-FGA	FT-FTA	FT-FTA	Off	Def	Tot			A	TO	Blk	Stl	
00	Hanna Cavinder	7-20	0-2	3-6	2 2 4	2	17	1 2 0 1	38						
01	Haley Cavinder	9-21	1-6	3-4	2 5 7	0	22	3 1 1 2	38						
11	Maddi Ulti	2-4	1-1	0-2	1 3 4	1	5	1 1 1 3	36						
22	Aly Gamez	1-3	0-2	2-4	1 2 3	2	4	1 4 0 4	35						
24	Wytalla Motta	3-5	0-0	2-4	4 2 6	3	8	0 1 0 2	21						
03	Kendyll Kinzer	1-2	1-1	0-0	0 0 0	0	3	0 1 0 0	7						
15	Brooke Walling	0-1	0-0	0-0	0 1 1	1	0	0 0 0 0	16						
20	Bree Delaney	1-3	1-2	0-0	1 2 3	0	3	0 0 1 1	9						
Team					2 5 7										
Totals		24-59	4-14	10-20	13 22 35	8	62	6 10 3 13	200						
1st FG %:		7-17	41.2%	2nd: 2-10	20.0%	3rd: 10-17	58.8%	4th: 5-15	33.3%	Game: 24-59	40.7%	Deadball			
3FG %:		2-5	40.0%	1-5	20.0%	1-1	100.0%	0-3	0.0%	4-14	28.6%	Rebounds			
FT %:		0-0	0.0%	5-8	62.5%	4-9	44.4%	1-3	33.3%	10-20	50.0%	6			

Officials: Darren Krzesnik, Anita Ortega, Janetta Graham  
Technical fouls: Air Force-None, Fresno State-None.  
Attendance:

Score by periods											
	1st	2nd	3rd	4th	Total						
Air Force	26	10	6	12	54	Points					
Fresno State	16	10	25	11	62	In Paint	24	11	4	10	8
						AF	38	23	15	2	6

Last FG - AF 4th-00:05, FS 4th-01:44.  
Largest lead - AF by 13 1st-03:16, FS by 11 4th-09:45.  
AF led for 21:42, FS led for 14:50. Game was tied for 03:17.  
Score tied - 4 times.  
Lead changed - 3 times.



Official Basketball Box Score - Final  
Colo, Christian at Air Force  
02/19/21 Cure Arena, U.S. Air Force Academy  
2020-21 Women's Basketball

Game Time: 2:00 PM  
Game Duration: 1:31  
Attendance: 100

Officials: Shelly Nakasone, Catherine Chang, Jess Martinez

Colo, Christian - 32			Record: 3-12														
NO.	Name	Min	FG M-A	3P M-A	FT M-A	Rebounds OR DR TOT	Fouls PF	TP	AS	TO	ST	Blocks BS BA	+/-	Shooting By Period			
10	Lourdes Gonzalez	F 25:55	0-4	0-0	0-2	0 2 2	0	0	1	1	1	0	-16	1st FG	2-9	22.2%	
20	Molly VandenBrink	F 15:03	1-2	0-0	0-2	0 1 1	1	1	2	0	2	1	0	-17	3PT%	1-1	100.0%
21	Brooklyn Hurlbut	F 31:43	5-9	0-0	2-2	3 3 6	1	3	12	0	5	0	1	-26	FT%	2-6	33.3%
0	Olivia Christy	G 29:58	3-10	2-6	2-2	0 3 3	0	1	10	2	2	2	1	-16	2nd FG	4-13	30.6%
2	Sam Nunez	G 19:58	0-4	0-1	0-0	0 1 1	2	0	0	1	5	0	0	-11	3PT%	1-4	25.0%
42	Brooke Gumber	B 18:11	1-3	0-0	0-0	0 1 1	1	1	2	0	0	0	0	-8	FT%	0-0	0%
12	McClain Walker	17:42	0-0	0-0	4-4	0 1 1	0	2	4	0	5	0	0	-14	3rd FG	2-8	25.0%
30	Christen Curry	12:22	0-2	0-0	0-0	0 1 1	1	0	0	1	2	1	0	-13	3PT%	0-2	0.0%
50	Mara Kemmer	17:52	0-2	0-1	0-0	0 5 5	0	1	0	0	1	2	0	-13	FT%	2-2	100%
23	Dervia Morgan	07:36	0-3	0-1	2-2	0 0 0	0	1	2	0	1	1	0	0	4th FG	2-9	22.2%
32	Grace Field	03:40	0-0	0-0	0-0	0 0 0	0	0	0	0	1	0	0	-1	3PT%	0-2	0.0%
Team						1 4 5	0	0	0	0	0	0	0		FT%	6-6	100%
Totals			10-39	2-9	10-14	4 22 26	7 13	32	4	25	8	3	0	-27	GM FG	10-39	25.6%
															3PT%	2-9	22.2%
															FT%	10-14	71.4%
															Dead Ball Rebounds: 2, 2		
															Technical Fouls: NONE		

Air Force - 59			Record: 5-13																			
NO.	Name	Min	FG		3P		FT		Rebounds		Fouls		TP	AS	TO	ST	Blocks		+/-	Shooting By Period		
			M-A	M-A	M-A	OR	DR	TOT	PF	FD	FD	BS					BA	1st		2nd	3rd	
55	Kassady Huffman	F 19:35	3-3	0-0	2-2	1	3	4	3	2	8	1	5	0	0	0	0	15		1st FG%	6-19	31.6%
1	Briana Autrey	G 20:12	1-6	0-0	1-2	0	3	3	0	3	3	1	3	3	0	1	7		3PT%	0-6	0.0%	
3	Cierra Winters	G 23:49	4-7	0-1	0-0	2	2	2	2	0	8	2	1	5	0	0	14		FT%	0-0	0%	
13	Emily Conroe	G 24:48	2-7	0-1	0-0	3	3	6	1	0	4	1	2	3	0	1	20		2nd FG%	8-13	61.5%	
32	Kaelin Immel	G 21:40	4-12	1-4	0-0	0	2	2	1	0	9	3	2	2	2	0	21		3PT%	1-3	33.3%	
11	Kayla Pilson	20:33	1-4	0-0	0-0	2	4	6	2	1	2	1	0	3	0	1	15		FT%	1-2	50%	
33	Nikki McDonald	16:47	3-5	2-3	0-0	0	1	1	0	0	8	1	0	1	0	1	14		3rd FG%	7-15	46.7%	
30	Dasha Macmillan	12:03	0-4	0-4	0-0	0	2	2	3	0	2	0	0	0	0	0	2		3PT%	3-4	75.0%	
2	Audrey Gadison	13:28	1-2	1-2	0-0	0	0	0	0	0	3	2	1	0	0	0	20		FT%	0-0	0%	
10	Kamri Heath	16:11	5-7	0-0	0-0	2	2	4	1	1	10	0	0	0	0	0	13		4th FG%	5-15	33.3%	
5	Jordan Goodwin	03:38	0-0	0-0	0-0	0	0	0	0	0	0	0	0	0	0	0	0		3PT%	0-3	0.0%	
20	Shadiya Thomas	03:38	1-2	0-1	0-0	0	0	0	0	0	2	0	1	0	0	0	0		FT%	2-2	100%	
50	Kam Jones	03:38	1-3	0-0	0-0	0	2	2	0	0	2	0	0	0	0	0	0		GM FG%	26-62	41.9%	
Team																			3PT%	4-16	25.0%	
Totals				26-62	4-16	3-4	10	27	37	13	7	59	14	17	17	0	3	27		FT%	3-4	75.0%
Technical Fouls: NONE																						
Dead Ball Rebounds: 3, 0																						

	CCU		AF		Points from		CCU		AF		Period by Period Scoring					
Biggest lead	1 (1 <sup>st</sup> 3:14)		31 (4 <sup>th</sup> 6:04)		Turnovers	10		25								
Best Scoring Run	5 (1 <sup>st</sup> 3:14)		12 (4 <sup>th</sup> 8:19)		Paint	14		34								
Lead Changes	4				Second Chance	2		14								
Times Tied	1				Fast Breaks	2		10								
Time with Lead	01:50		36:54		Bench	8		27								