



# WYOMING

## COWBOYS

## GAME NOTES

Nick Seeman, Assistant AD for Media and Public Relations - Cell Phone: 612-741-0550 - Email: nseeman@uwyo.edu

### Game Information

**Game 20:** vs. New Mexico  
Wednesday, Feb. 17 | 6 p.m. MT  
Colorado Springs, Colo. | Clune Arena  
**Stream:** MW Network  
**Radio:** Cowboy Sports Network  
**Play-by-Play:** Reece Monaco  
**Color:** Kevin McKinney  
**Live Video/Audio/Stats:** GoWyo.com

### Schedule/Results

|       |                                  |             |
|-------|----------------------------------|-------------|
| 11/28 | Mississippi Valley State (MWN)   | W, 96-61    |
| 11/30 | Texas Southern (MWN)             | L, 74-76    |
| 12/2  | Incarnate Word (MWN)             | W, 94-83 OT |
| 12/6  | at Oregon State (PAC-12 Network) | W, 76-73    |
| 12/9  | Denver (MWN)                     | W, 83-61    |
| 12/12 | at Utah Valley (WAC Digital)     | W, 93-88    |
| 12/17 | Omaha (MWN)                      | W, 82-78    |
| 12/20 | UNLV* (MWN)                      | PPD         |
| 12/22 | UNLV* (MWN)                      | PPD         |
| 1/2   | at Fresno State* (MWN)           | W, 78-74    |
| 1/4   | at Fresno State* (MWN)           | L, 61-81    |
| 1/11  | Boise State* (CBSSN)             | L, 60-83    |
| 1/13  | Boise State* (CBSSN)             | L, 70-90    |
| 1/16  | at Air Force* (MWN)              | L, 69-72    |
| 1/18  | at Air Force* (MWN)              | W, 77-58    |
| 1/22  | Nevada* (Stadium)                | W, 71-64    |
| 1/24  | Nevada* (CBSSN)                  | W, 93-88    |
| 1/28  | at San Diego State* (FS1)        | L, 57-87    |
| 1/30  | at San Diego State* (CBSSN)      | L, 71-98    |
| 2/4   | Colorado State* (MWN)            | L, 72-74    |
| 2/6   | Colorado State* (CBSSN)          | L, 59-68    |
| 2/10  | at Utah State* (Stadium)         | PPD         |
| 2/12  | at Utah State* (FS1)             | PPD         |
| 2/17  | at New Mexico* (MWN)             | 6 p.m.      |
| 2/19  | at New Mexico* (CBSSN)           | 7 p.m.      |
| 2/25  | San Jose State* (MWN)            | 7 p.m.      |
| 2/27  | San Jose State* (MWN)            | 2 p.m.      |
| 3/10  | MW First Round                   | TBA         |
| 3/11  | MW Quarterfinals                 | TBA         |
| 3/12  | MW Semifinals                    | TBA         |
| 3/13  | MW Finals                        | TBA         |

\* MW Conference Games

§ The 2020 Mountain West Championship will be played at the Thomas and Mack Center in Las Vegas, Nev

% - MGM Main Event - Final Two games played at T-Mobile Arena in Las Vegas, Nev.

### Did You Know?

- Each year on February 17th, National Random Acts of Kindness Day grows in popularity. It is celebrated by individuals, groups and organizations nationwide to encourage acts of kindness. The movement of Random Acts of Kindness inspires people every day.

### Wyoming Cowboys

(10-9 Overall, 4-8 MW)

| Projected Starters | Pos.             | Ht. | Wt. | Cl. | Hometown | PPG                     | RPG  | APG |     |
|--------------------|------------------|-----|-----|-----|----------|-------------------------|------|-----|-----|
| 1                  | Marcus Williams  | G   | 6-2 | 180 | Fr.      | Dickinson, Texas        | 15.9 | 2.7 | 4.2 |
| 3                  | Kwane Marble II  | G   | 6-6 | 195 | So.      | Denver, Colo.           | 9.9  | 4.2 | 1.5 |
| 53                 | Xavier DuSell    | G   | 6-4 | 190 | Fr.      | Scottsdale, Ariz.       | 8.5  | 1.5 | 0.7 |
| 24                 | Hunter Maldonado | G   | 6-7 | 200 | Jr.      | Colorado Springs, Colo. | 12.2 | 6.1 | 4.6 |
| 33                 | Graham Ike       | F   | 6-9 | 245 | Fr.      | Aurora, Colo.           | 9.7  | 5.2 | 0.8 |

| Bench | Pos.            | Ht. | Wt.  | Cl. | Hometown | PPG                | RPG  | APG |     |
|-------|-----------------|-----|------|-----|----------|--------------------|------|-----|-----|
| 0     | Drake Jeffries  | G   | 6-5  | 185 | Jr.      | Mattoon, Ill.      | 7.0  | 3.1 | 0.7 |
| 10    | Hunter Thompson | F   | 6-10 | 235 | Jr.      | Pine Bluffs, Wyo.  | 6.4  | 3.8 | 0.9 |
| 11    | Eoin Nelson     | F   | 6-10 | 225 | So.      | Dublin, Ireland    | 3.6  | 3.6 | 0.0 |
| 20    | Terrin Dickey   | F   | 6-7  | 185 | Fr.      | Albuquerque, N.M.  | 0.0  | 0.0 | 0.0 |
| 22    | Kenny Foster    | G   | 6-5  | 190 | So.      | Aurora, Colo.      | 10.4 | 4.0 | 0.8 |
| 25    | Jeremiah Oden   | F   | 6-8  | 180 | Fr.      | Chicago, Ill.      | 4.7  | 3.0 | 0.5 |
| 30    | Brendan Wenzel  | G/F | 6-7  | 212 | Fr.      | San Antonio, Texas | N/A  |     |     |
| 55    | John Grigsby    | F   | 6-9  | 215 | Fr.      | Louisville, Colo.  | 0.0  | 0.0 | 0.0 |

#### Head Coach:

Jeff Linder (Western State)  
UW Record: 10-9, 1st Season  
Overall Record: 90-59 (.604), 5th season

#### Assistant Coaches:

Ken DeWeese (Mary Hardin-Baylor)  
Shaun Vandiver (Colorado)  
Sundance Wicks (Northern State)



### New Mexico Lobos

(5-11 overall, 1-11 Mountain West)

| Projected Starters | Pos.                 | Ht.  | Wt. | Cl.   | Hometown          | PPG  | RPG | APG |
|--------------------|----------------------|------|-----|-------|-------------------|------|-----|-----|
| 2                  | Saquan Singleton     | 6-6  | G   | Jr.   | Bronx, N.Y.       | 8.6  | 4.7 | 3.1 |
| 5                  | Rod Brown            | 6-8  | F   | R-Jr. | Memphis, Tenn.    | 8.1  | 5.0 | 1.3 |
| 10                 | Makuach Maluach      | 6-7  | G/F | Sr.   | Sydney, Australia | 14.0 | 5.8 | 1.8 |
| 11                 | Jeremiah Francis III | 6-1  | PG  | So.   | Columbus, Ohio    | 5.0  | 1.9 | 1.7 |
| 22                 | Valdir Manuel        | 6-10 | F   | Jr.   | Luanda, Angola    | 8.1  | 4.1 | 0.4 |

| Bench | Pos.             | Ht. | Wt. | Cl.   | Hometown                 | PPG | RPG | APG |
|-------|------------------|-----|-----|-------|--------------------------|-----|-----|-----|
| 0     | Isaiah Marin     | 6-5 | G   | Fr.   | Phoenix, Ariz.           | 2.6 | 1.8 | 1.4 |
| 1     | Bayron Matos     | 6-9 | F   | R-Fr. | Santo Domingo D.R.       | 5.8 | 4.3 | 0.3 |
| 3     | Keith McGee      | 6-3 | PG  | R-Sr. | Rochester, N.Y.          | 5.9 | 2.1 | 0.6 |
| 4     | Emmanuel Kuac    | 6-7 | G   | So.   | Calgary, Alberta, Canada | 2.9 | 3.3 | 0.3 |
| 12    | Daniel Headdings | 6-2 | G   | R-Fr. | Wasilla, Alaska          | 1.5 | 0.3 | 0.3 |
| 13    | Javonté Johnson  | 6-6 | G   | Fr.   | Colorado Springs, Colo.  | 2.4 | 1.2 | 0.3 |
| 14    | Logan Padgett    | 6-7 | F   | So.   | Homewood, Ala.           | 1.2 | 1.5 | 0.3 |
| 20    | Clay Patterson   | 6-1 | G   | R-Jr. | Rio Rancho, N.M.         | 0.6 | 0.4 | 0.3 |
| 23    | Eloy Medina      | 6-3 | G   | Fr.   | Albuquerque, N.M.        | 0.0 | 0.3 | 0.0 |
| 30    | Kurt Wegscheider | 6-4 | G   | So.   | Bangui, C. African Rep.  | 2.9 | 3.0 | 0.5 |
| 33    | Jordan Arroyo    | 6-7 | F   | Jr.   | Albuquerque, N.M.        | 0.0 | 0.5 | 0.0 |
| 35    | Assane Ndiaye    | 7-1 | F   | Jr.   | Dakar, Senegal           | N/A |     |     |

#### Head Coach:

Paul Weir (York)  
UNM Record: 57-58, 4th Season  
Overall Record: 85-64, 5th Season

#### Assistant Coaches:

Dan McHale, Scott Padgett, Ralph Davis



### BY THE NUMBERS STAT COMPARISON

|            | PPG  | OPPG | FG%  | OFG% | 3FG% | O3FG% | FT%  | RPG  | APG  | TOPG | SPG | BPG |
|------------|------|------|------|------|------|-------|------|------|------|------|-----|-----|
| Wyoming    | 75.6 | 76.7 | .442 | .481 | .346 | .326  | .721 | 32.3 | 13.9 | 11.3 | 5.3 | 2.2 |
| New Mexico | 63.6 | 69.8 | .399 | .433 | .254 | .341  | .607 | 39.6 | 35.2 | 14.6 | 5.7 | 3.9 |



**Know The Foe**

**Wyoming Quick Facts**

**Location:** Laramie, Wyo.  
**Enrollment:** 12,450  
**President:** Edward Seidel  
**Athletics Director:** Tom Burman  
**School Colors:** Brown & Gold  
**Home Arena:** Arena-Auditorium  
**20-21 Record:** 10-9  
**20-21 MW Record:** 4-8  
**Starters R/L:** 3/2  
**Letterwinners R/L:** 4/8  
**Head Coach:** Jeff Linder (1st Season)  
**Alma Mater:** Western State

**New Mexico Quick Facts**

**Location:** Albuquerque, N.M.  
**Enrollment:** 25,015  
**School Colors:** Chery and Silver  
**20-21 Record:** 5-11  
**20-21 MW Record:** 1-11  
**Current W/L:** Lost 3  
**Starters R/L:** 1/4  
**Letterwinners R/L:** 6/7  
**Head Coach:** Paul Weir  
**Alma Mater:** York  
**USU Record:** 57-58, 4th Season  
**Overall Record:** 85-64  
**19-20 Record:** 19-14  
**19-20 MW Record:** 7-11

**New Mexico Series History**

**Overall Series:** Wyoming trails 68-75  
**Series Began:** Dec. 19, 1950  
**Wyoming Record at Home:** 41-26  
**Wyoming Record on the Road:** 24-45  
**Wyoming Record on Neutral Sites:** 3-4  
**Longest UW Win Streak:** 10, 1950-55  
**Longest UNM Win Streak:** 8, 2011-14  
**Largest UW Margin of Victory:** 40, 101-61 in 1958  
**Largest UNM Margin of Victory:** 45, 100-55 in 2008  
**Most Points Scored by UW:** 114 in 2018  
**Most Points Scored by UNM:** 119 in 2018  
**Last Meeting:** Feb. 8, 2020 UNM defeated Wyoming 97-68 in Albuquerque

**Last 10 Meetings**

| Date     | Score     | Site |
|----------|-----------|------|
| 01/21/17 | L 71-78   | A    |
| 02/25/17 | W 82-71   | H    |
| 01/10/18 | L 66-75   | A    |
| 02/20/18 | L 114-119 | H    |
| 03/08/18 | L 75-85   | N    |
| 01/19/19 | L 53-83   | A    |
| 03/9/19  | W 88-81   | H    |
| 03/13/19 | L 68-68   | N    |
| 12/07/19 | L 65-79   | H    |
| 02/08/20 | L 68-97   | A    |

**Cowboys Open Series with Lobos on Wednesday**

The Wyoming Cowboys head to Colorado Springs to take on the New Mexico Lobos on Wednesday. The contest, which is moved to Colorado due to restrictions in the State of New Mexico is slated for a 6 p.m. start in Clune Arena on the campus of the Air Force Academy. The contest will be streamed on the Mountain West Network.

Fans can listen to the contest, as well as follow stats on GoWyo.com. The contest will be broadcast live on radio over the 26 affiliate stations of the Cowboy Sports Network, as Reece Monaco will have the call with Kevin McKinney on color.

**About The Players**

Wyoming heads into the contest with a 10-9 overall record and a 4-8 mark in conference play after having last week's contest at Utah State postponed. The Cowboys lead the conference in three point field goals per game on the season at 9.8. Wyoming has hit 187 for the season, which ranks No. 24 in the nation. Wyoming ranks second in the conference with only 11.3 turnovers per game, which ranks No. 40 in the nation. The Pokes have also gotten to the free throw line ranking second in the MW with 276 made free throws this season.

The Lobos head into the contest with a 5-11 overall record and a 1-11 mark in conference play. New Mexico also had their series at Colorado State postponed. New Mexico averages 63.6 points per game and allows 69.8 points per night. UNM is shooting 39 percent from the field with opponents shooting 43 percent. The Lobos grab 39.6 rebounds per game for the season and have a +4.4 rebound margin on the year.

**About The Teams**

Wyoming is led in scoring by freshman Marcus Williams at 15.9 points per game, which ranks fourth in the conference. He also ranks in the top five amongst freshmen in the nation in scoring this season. He also adds 4.2 assists per game to rank fourth in the MW. Junior Hunter Maldonado got to 1,000 career points last week. He adds 12.2 points per game for the season and leads the Cowboys in rebounding at 6.1 per game to rank ninth in the MW. He also leads the team in assists at 4.9 per night, which ranks third in the conference.

The Lobos are led in scoring by Makuach Maluach at 14 points per game. He also leads the team grabbing 5.8 rebounds per game. He is secondo on the team with 29 assists. Saquan Singleton adds 8.6 points per game and leads the team with 49 assists. He ranks third on the Lobos adding 4.7 rebounds per game.

**About The Series**

Wyoming trails the all-time series against the Lobos 68-75 in a series that dates back to 1950. New Mexico has taken three of the last four meetings. Wyoming holds a 3-4 record against the Lobos on neutral courts.

**Up Next**

Wyoming and the Lobos will wrap up their season series on Friday in Colorado Springs with a 7 p.m. start in a contest on CBS Sports Network.



Mountain West Update  
As of Feb. 15, 2021

| Team (AP/Coaches)       | CONFERENCE |    |      |      |      |         | OVERALL |    |      |      |      |         |         |      |
|-------------------------|------------|----|------|------|------|---------|---------|----|------|------|------|---------|---------|------|
|                         | W          | L  | Pct. | Home | Away | Neutral | W       | L  | Pct. | Home | Away | Neutral | Last 10 | Strk |
| Utah State (NR/RV)      | 11         | 2  | .846 | 5-1  | 4-1  | 2-0     | 14      | 5  | .737 | 7-2  | 4-1  | 3-2     | 8-2     | W2   |
| Boise State (RV/NR)     | 12         | 3  | .800 | 7-0  | 3-3  | 2-0     | 16      | 4  | .800 | 9-0  | 4-4  | 3-0     | 7-3     | W2   |
| Colorado State          | 11         | 3  | .786 | 5-1  | 4-2  | 2-0     | 14      | 4  | .778 | 7-1  | 5-3  | 2-0     | 8-2     | W2   |
| San Diego State (RV/RV) | 9          | 3  | .750 | 7-1  | 2-2  | 0-0     | 15      | 4  | .789 | 11-2 | 3-2  | 1-0     | 8-2     | W6   |
| Nevada                  | 9          | 5  | .643 | 7-1  | 0-4  | 2-0     | 14      | 7  | .667 | 9-2  | 2-5  | 3-0     | 6-4     | W4   |
| Fresno State            | 7          | 7  | .500 | 5-2  | 2-5  | 0-0     | 9       | 7  | .563 | 7-2  | 2-5  | 0-0     | 6-4     | W2   |
| UNLV                    | 5          | 7  | .417 | 5-1  | 0-6  | 0-0     | 8       | 11 | .421 | 7-2  | 1-6  | 0-3     | 5-5     | L2   |
| Wyoming                 | 4          | 8  | .333 | 2-4  | 2-4  | 0-0     | 10      | 9  | .526 | 6-5  | 4-4  | 0-0     | 3-7     | L4   |
| San José State          | 3          | 11 | .214 | 0-0  | 0-6  | 3-5     | 5       | 13 | .278 | 1-0  | 0-8  | 4-5     | 3-7     | L2   |
| Air Force               | 2          | 14 | .125 | 1-7  | 1-5  | 0-2     | 4       | 16 | .200 | 2-7  | 1-6  | 1-3     | 1-9     | L9   |
| New Mexico              | 1          | 11 | .083 | 0-0  | 0-6  | 1-5     | 5       | 11 | .313 | 0-0  | 2-6  | 3-5     | 2-8     | L3   |

UP NEXT IN THE MW

**Monday, February 15**  
NEVADA at SAN JOSE STATE\* (Stadium on MWN) Postponed

**Tuesday, February 16**  
Northern Colorado at COLORADO STATE (MWN) Canceled

**Wednesday, February 17**  
WYOMING at NEW MEXICO\* (MWN) (Colorado Spring, Colo.) 6 p.m. MT  
UTAH STATE at BOISE STATE\* (CBSSN) 7 p.m. MT

**Thursday, February 18**  
SAN DIEGO STATE at FRESNO STATE\* (CBSSN) 7 p.m. PT

**Friday, February 19**  
UNLV at SAN JOSE STATE\* (Stadium on MWN) 6:30 p.m. PT  
WYOMING at NEW MEXICO\* (CBSSN) (Colorado Spring, Colo.) 7 p.m. MT  
UTAH STATE at BOISE STATE\* (FS1) 8 p.m. MT

**Saturday, February 20**  
SAN DIEGO STATE at FRESNO STATE\* (CBSSN) 4:30 p.m. PT  
COLORADO STATE at NEVADA\* (FS1) 6:30 p.m. PT

**Sunday, February 21**  
UNLV at SAN JOSE STATE\* (CBSSN) 1 p.m. PT

**Monday, February 22**  
NEW MEXICO at AIR FORCE\* (MWN) 7:30 p.m. MT  
COLORADO STATE at NEVADA\* (CBSSN) TBA

**Wednesday, February 24**  
NEW MEXICO at AIR FORCE\* (MWN) 7:30 p.m. MT  
FRESNO STATE at UNLV\* (FS1) 8 p.m. PT

A LOOK BACK IN THE MW

**Saturday, February 13**  
FRESNO STATE 67, AIR FORCE 64\* (MWN)  
BOISE STATE 61, UNLV 59\* (FS1)  
NEVADA at SAN JOSE STATE\* (MWN) Postponed

**Friday, February 12**  
WYOMING at UTAH STATE\* (FS1) Postponed

**Thursday, February 11**  
FRESNO STATE 69, AIR FORCE 63\* (MWN)  
BOISE STATE 78, UNLV 66\* (CBSSN)  
NEW MEXICO at COLORADO STATE\* (CBSSN) Postponed

**Wednesday, February 10**  
SAN DIEGO STATE 77, SAN JOSE STATE 55\* (CBSSN)  
WYOMING at UTAH STATE\* (Stadium on MWN) Postponed

**Tuesday, February 9**  
NEW MEXICO at COLORADO STATE\* (FS1) Postponed

**Monday, February 8**  
UNLV 69, AIR FORCE 64\* (CBSSN)  
SAN DIEGO STATE 85, SAN JOSE STATE 54\* (FS1)

**Sunday, February 7**  
NEVADA 73, BOISE STATE 62\* (FS1)

MOUNTAIN WEST BROADCAST GUIDE

Visit TheMW.com/Guide for complete broadcast information for all MW sports. This page will be updated in real-time and will continue to grow as MW broadcast schedules are announced.

MW Players of the Week

- Nov. 30 - Matt Mitchell - San Diego State
- Dec. 7 - Kenny Foster - Wyoming
- Dec. 14 - Jordan Schakel - San Diego State
- Dec. 21 - Desmond Cambridge - Nevada
- Dec. 28 - Derrick Alston, Jr. - Boise State
- Jan. 5 - David Roddy - Colorado State
- Jan. 12 - Isaiah Stevens - Colorado State
- Jan. 19 - Neemis Queta - Utah State
- Jan. 25 - Marcus Williams - Wyoming
- Feb. 1 - Ralph Agee - SJSU
- Feb. 8 - Grant Sherfield - Nevada
- Feb. 15 - Jordan Schakel - San Diego State

Game #19: Wyoming 59 Colorado State 68  
Feb. 6, 2021 | Laramie, Wyo. | Arena-Auditorium



Official Basketball Box Score - Game Totals - Final Statistics  
Colorado St. vs Wyoming  
02/06/21 4:00 pm at Laramie, WY



Colorado St. 68 • 14-4, 11-3 Mountain West

| #    | Player           | Total |       |      | 3-Ptr |    |     | Rebounds |     |     | PF | TP | A | TO | Blk | Stl | Min |
|------|------------------|-------|-------|------|-------|----|-----|----------|-----|-----|----|----|---|----|-----|-----|-----|
|      |                  | FG    | FGA   | FT   | FTA   | FG | FGA | FT       | FTA | Off |    |    |   |    |     |     |     |
| 10   | James Moors      | r     | 2-3   | 0-1  | 0-0   | 2  | 2   | 4        | 1   | 4   | 0  | 2  | 0 | 1  | 16  |     |     |
| 21   | David Roddy      | r     | 5-7   | 0-1  | 5-6   | 1  | 10  | 11       | 4   | 15  | 1  | 3  | 0 | 1  | 26  |     |     |
| 31   | Adam Thistlewood | r     | 2-4   | 0-2  | 0-3   | 0  | 8   | 8        | 1   | 4   | 1  | 3  | 0 | 1  | 34  |     |     |
| 03   | Kendle Moore     | g     | 3-7   | 1-3  | 2-2   | 0  | 1   | 1        | 3   | 9   | 1  | 2  | 0 | 2  | 29  |     |     |
| 04   | Isaiah Stevens   | g     | 4-12  | 1-4  | 5-6   | 1  | 3   | 4        | 1   | 14  | 0  | 4  | 0 | 1  | 37  |     |     |
| 01   | John Tomje       | g     | 4-5   | 1-4  | 1-2   | 2  | 2   | 4        | 2   | 10  | 1  | 1  | 0 | 2  | 25  |     |     |
| 05   | P.J. Byrd        | g     | 1-4   | 0-3  | 2-2   | 0  | 2   | 2        | 1   | 4   | 2  | 0  | 0 | 0  | 14  |     |     |
| 11   | Dischon Thomas   | g     | 2-3   | 0-1  | 4-4   | 1  | 0   | 1        | 3   | 8   | 1  | 1  | 0 | 0  | 16  |     |     |
| 23   | Isaiah Rivera    | g     | 0-0   | 0-0  | 0-0   | 0  | 0   | 0        | 0   | 0   | 0  | 0  | 0 | 0  | 3   |     |     |
| Team |                  |       | 23-45 | 3-17 | 19-25 | 8  | 31  | 39       | 16  | 68  | 7  | 17 | 0 | 8  | 200 |     |     |

FG % 1st Half: 16-29 55.2% 2nd half: 7-16 43.8% Game: 23-45 51.1%  
3FG % 1st Half: 3-11 27.3% 2nd half: 0-6 0.0% Game: 3-17 17.6%  
FT % 1st Half: 4-5 80.0% 2nd half: 15-20 75.0% Game: 19-25 76.0%

Wyoming 59 • 10-9, 4-8 Mountain West

| #    | Player            | Total |       |      | 3-Ptr |    |     | Rebounds |     |     | PF | TP | A | TO | Blk | Stl | Min |
|------|-------------------|-------|-------|------|-------|----|-----|----------|-----|-----|----|----|---|----|-----|-----|-----|
|      |                   | FG    | FGA   | FT   | FTA   | FG | FGA | FT       | FTA | Off |    |    |   |    |     |     |     |
| 33   | IKE, Graham       | r     | 6-11  | 0-0  | 1-3   | 3  | 6   | 9        | 3   | 13  | 2  | 4  | 0 | 0  | 26  |     |     |
| 01   | WILLIAMS, Marcus  | r     | 4-12  | 0-4  | 0-1   | 0  | 0   | 0        | 5   | 8   | 4  | 2  | 0 | 1  | 23  |     |     |
| 03   | MARBLE, Kwane     | r     | 2-5   | 1-4  | 1-2   | 1  | 1   | 2        | 0   | 6   | 2  | 0  | 0 | 3  | 28  |     |     |
| 24   | MALDONADO, Hunter | g     | 3-8   | 0-2  | 3-4   | 0  | 6   | 3        | 3   | 9   | 0  | 1  | 0 | 0  | 36  |     |     |
| 53   | DUSELL, Xavier    | g     | 2-8   | 1-7  | 0-0   | 0  | 2   | 2        | 4   | 5   | 1  | 2  | 0 | 1  | 35  |     |     |
| 00   | JEFFRIES, Drake   | g     | 3-7   | 3-7  | 4-4   | 0  | 3   | 3        | 1   | 13  | 0  | 1  | 0 | 0  | 33  |     |     |
| 10   | THOMPSON, Hunter  | g     | 1-3   | 1-2  | 0-0   | 0  | 0   | 0        | 3   | 3   | 0  | 2  | 0 | 2  | 15  |     |     |
| 25   | ODEN, Jeremiah    | g     | 0-0   | 0-0  | 2-2   | 1  | 0   | 1        | 0   | 2   | 0  | 1  | 0 | 0  | 4   |     |     |
| Team |                   |       | 21-54 | 6-26 | 11-16 | 6  | 19  | 25       | 19  | 59  | 9  | 13 | 0 | 7  | 200 |     |     |

FG % 1st Half: 9-25 36.0% 2nd half: 12-29 41.4% Game: 21-54 38.9%  
3FG % 1st Half: 3-14 21.4% 2nd half: 3-12 25.0% Game: 6-26 23.1%  
FT % 1st Half: 8-11 72.7% 2nd half: 3-5 60.0% Game: 11-16 68.8%

Officials: Rick O'Neill, Kelly Self, Larry Spaulding  
Technical fouls: Colorado St.-None, Wyoming-None.  
Attendance: 2000  
2020-21 Men's Basketball, Round: 0, Colorado St. vs Wyoming, Played at Arena-A

| Score by periods | 1st | 2nd | Total |
|------------------|-----|-----|-------|
| Colorado St.     | 39  | 29  | 68    |
| Wyoming          | 29  | 30  | 59    |

Points In Off 2nd Fast Bench  
30 30 16 6 7 12  
CSU 30 16 4 4 7 18  
WYO 30 16 4 4 7 18

Score tied - 0 times.  
Lead changed - 1 time.

Last FG - CSU 2nd-00:43, WYO 2nd-02:27.  
Largest lead - CSU by 18 1st-08:47, WYO by 1 1st-19:37.  
CSU led for 38:37, WYO led for 01:00, Game was tied for 00:23.

Cowboy Rally Falls Short in 68-59  
Loss to Colorado State

The Wyoming Cowboys nearly erased a 18-point deficit coming within one point in the final minutes, but Colorado State held on to take the series finale 68-59 on Saturday afternoon in the Arena-Auditorium. The Cowboys fall to 10-9 overall and 4-8 in conference play, as Colorado State improves to 14-4 and 11-3 in the MW.

"It's hard against a team (Colorado State) like that when you spot them an 18-point lead in the first 15 minutes of the game," UW head coach Jeff Linder said. "Give credit to them. They came out tonight kind of like we did in the first game. We were on our heels a little bit tonight. Marcus (Williams) was battling some stomach issues and was out of sorts. But credit to our guys, especially that last group that came in there that last five or six minutes -- Kwane (Marble), Drake (Jeffries), Maldo (Hunter Maldonado), X (Xavier DuSell) and Graham (Ike) -- they really turned the course of the game, and we did it on the defensive end. The last 25 minutes of that game, we probably held them under 38 percent shooting, and that's what allowed us a chance to get back into the game. But you have to expend so much energy to make a run like that and when you look at the number of bodies we have available it was just too hard to overcome that early deficit."

Wyoming was led by Graham Ike and Drake Jeffries, as they each added 13 points. Ike added a team-high nine rebounds for a career-high. He scored nine of his points in the second half. Jeffries reached double-figures for the first time since the series finale at Air Force.





**Alphabetical Roster**

| No. | Name             | Pos. | Ht.  | Wt. | Cl.  | Exp. | Hometown (Last School)                    |
|-----|------------------|------|------|-----|------|------|---|
| 20  | Terrin Dickey    | F    | 6-7  | 185 | Fr.  | HS   | Albuquerque, N.M. (Volcano Vista)         |
| 53  | Xavier DuSell    | G    | 6-4  | 190 | Fr.  | HS   | Scottsdale, Ariz. (AZ Compass Prep)       |
| 22  | Kenny Foster     | G    | 6-5  | 190 | So.  | 1L   | Aurora, Colo. (Smoky Hill)                |
| 55  | John Grigsby     | F    | 6-9  | 215 | Fr.  | HS   | Louisville, Colo. (Park Center)           |
| 33  | Graham Ike       | F    | 6-9  | 245 | Fr.  | HS   | Aurora, Colo. (Overland)                  |
| 0   | Drake Jeffries   | G    | 6-5  | 185 | Jr.  | JC   | Mattoon, Ill. (Indian Hills CC)           |
| 24  | Hunter Maldonado | G    | 6-7  | 200 | Jr.  | 2L   | Colorado Springs, Colo. (Vista Ridge)     |
| 3   | Kwane Marble II  | G    | 6-6  | 195 | So.  | 1L   | Denver, Colo. (East)                      |
| 11  | Eoin Nelson      | F    | 6-10 | 225 | So.  | JC   | Dublin, Ireland (Otero JC)                |
| 25  | Jeremiah Oden    | F    | 6-8  | 180 | Fr.  | HS   | Chicago, Ill. (Sunrise Christian Academy) |
| 10  | Hunter Thompson  | F    | 6-10 | 235 | Jr.  | 2L   | Pine Bluffs, Wyo. (Pine Bluffs)           |
| 30  | Brendan Wenzel   | G/F  | 6-7  | 212 | RFr. | TR   | San Antonio, Texas (Utah)                 |
| 1   | Marcus Williams  | G    | 6-2  | 180 | Fr.  | HS   | Dickinson, Texas (Dickinson)              |

**Numerical Roster**

| No. | Name             | Pos. | Ht.  | Wt. | Cl.  | Exp. | Hometown (Last School)                    |
|-----|------------------|------|------|-----|------|------|---|
| 0   | Drake Jeffries   | G    | 6-5  | 185 | Jr.  | JC   | Mattoon, Ill. (Indian Hills CC)           |
| 1   | Marcus Williams  | G    | 6-2  | 180 | Fr.  | HS   | Dickinson, Texas (Dickinson)              |
| 3   | Kwane Marble II  | G    | 6-6  | 195 | So.  | 1L   | Denver, Colo. (East)                      |
| 30  | Brendan Wenzel   | G/F  | 6-7  | 212 | RFr. | TR   | San Antonio, Texas (Utah)                 |
| 10  | Hunter Thompson  | F    | 6-10 | 235 | Jr.  | 2L   | Pine Bluffs, Wyo. (Pine Bluffs)           |
| 11  | Eoin Nelson      | F    | 6-10 | 225 | So.  | JC   | Dublin, Ireland (Otero JC)                |
| 20  | Terrin Dickey    | F    | 6-7  | 185 | Fr.  | HS   | Albuquerque, N.M. (Volcano Vista)         |
| 22  | Kenny Foster     | G    | 6-5  | 190 | So.  | 1L   | Aurora, Colo. (Smoky Hill)                |
| 24  | Hunter Maldonado | G    | 6-7  | 200 | Jr.  | 2L   | Colorado Springs, Colo. (Vista Ridge)     |
| 25  | Jeremiah Oden    | F    | 6-8  | 180 | Fr.  | HS   | Chicago, Ill. (Sunrise Christian Academy) |
| 33  | Graham Ike       | F    | 6-9  | 245 | Fr.  | HS   | Aurora, Colo. (Overland)                  |
| 53  | Xavier DuSell    | G    | 6-4  | 190 | Fr.  | HS   | Scottsdale, Ariz. (AZ Compass Prep)       |
| 55  | John Grigsby     | F    | 6-9  | 215 | Fr.  | HS   | Louisville, Colo. (Park Center)           |

**Starters and Lettermen Returning/Lost**

**Starters Returning (3)**

| No. | Name             | Pos. | Ht.  | Wt. | Cl. | Exp. | PPG  | RPG | APG | GP/GS |
|-----|------------------|------|------|-----|-----|------|------|-----|-----|-------|
| 3   | Kwane Marble     | G    | 6-6  | 195 | So. | 1L   | 8.2  | 2.8 | 1.0 | 27/11 |
| 10  | Hunter Thompson  | F    | 6-10 | 235 | Jr. | 2L   | 8.2  | 4.1 | 0.9 | 26/23 |
| 24  | Hunter Maldonado | G    | 6-7  | 200 | Jr. | 2L   | 15.8 | 5.8 | 4.0 | 33/33 |

**Starters Lost (2)**

| No. | Name           | Pos. | Ht. | Wt. | Cl. | Exp. | PPG  | RPG | APG | GP/GS |
|-----|----------------|------|-----|-----|-----|------|------|-----|-----|-------|
| 0   | Jake Hendricks | G    | 6-5 | 175 | Sr. | 2L   | 10.4 | 3.9 | 1.2 | 33/33 |
| 2   | A.J. Banks     | G    | 6-3 | 170 | Sr. | 2L   | 4.8  | 2.7 | 1.7 | 33/30 |

**Other Lettermen Returning (1)**

| No. | Name         | Pos. | Ht. | Wt. | Cl. | Exp. | PPG | RPG | APG | GP/GS |
|-----|--------------|------|-----|-----|-----|------|-----|-----|-----|-------|
| 22  | Kenny Foster | G    | 6-5 | 190 | So. | 1L   | 4.8 | 2.5 | 1.1 | 32/6  |

**Newcomers**

| No. | Name            | Pos. | Ht.  | Wt. | Cl.  | Exp. | Hometown (Last School)                    |
|-----|-----------------|------|------|-----|------|------|---|
| 0   | Drake Jeffries  | G    | 6-5  | 185 | Jr.  | JC   | Mattoon, Ill. (Indian Hills CC)           |
| 1   | Marcus Williams | G    | 6-2  | 180 | Fr.  | HS   | Dickinson, Texas (Dickinson)              |
| 11  | Eoin Nelson     | F    | 6-10 | 225 | So.  | JC   | Dublin, Ireland (Otero JC)                |
| 20  | Terrin Dickey   | F    | 6-7  | 185 | Fr.  | HS   | Albuquerque, N.M. (Volcano Vista)         |
| 25  | Jeremiah Oden   | F    | 6-8  | 180 | Fr.  | HS   | Chicago, Ill. (Sunrise Christian Academy) |
| 33  | Graham Ike      | F    | 6-9  | 245 | Fr.  | HS   | Aurora, Colo. (Overland)                  |
| 53  | Xavier DuSell   | G    | 6-4  | 190 | Fr.  | HS   | Scottsdale, Ariz. (AZ Compass Prep)       |
| 55  | John Grigsby    | F    | 6-9  | 215 | Fr.  | HS   | Louisville, Colo. (Park Center)           |
| 30  | Brendan Wenzel  | G/F  | 6-7  | 212 | RFr. | TR   | San Antonio, Texas (Utah)                 |

**Pronunciations**

- Eoin Nelson - Owen
- Graham Ike - E-Kay
- Kwane Marble II - Kwan ---No E

**Roster Breakdown**

**By Class**

**Juniors (4)**

|                  |   |      |     |
|------------------|---|------|-----|
| Hunter Maldonado | G | 6-7  | 200 |
| Hunter Thompson  | F | 6-10 | 235 |
| Drake Jeffries   | G | 6-5  | 185 |

**Sophomores (3)**

|              |   |      |     |
|--------------|---|------|-----|
| Kenny Foster | G | 6-5  | 190 |
| Kwane Marble | G | 6-6  | 195 |
| Eoin Nelson  | F | 6-10 | 225 |

**Freshman (5)**

|                 |     |     |     |
|-----------------|-----|-----|-----|
| Xavier DuSell   | G   | 6-4 | 190 |
| John Grigsby    | F   | 6-9 | 215 |
| Graham Ike      | F   | 6-9 | 245 |
| Jeremiah Oden   | F   | 6-8 | 180 |
| Marcus Williams | G   | 6-2 | 180 |
| Terrin Dickey   | F   | 6-7 | 185 |
| Brendan Wenzel  | G/F | 6-7 | 212 |

**By Position**

**Guards (7)**

|                  |     |     |     |
|------------------|-----|-----|-----|
| Hunter Maldonado | G   | 6-7 | 200 |
| Drake Jeffries   | G   | 6-5 | 185 |
| Kenny Foster     | G   | 6-5 | 190 |
| Kwane Marble     | G   | 6-6 | 195 |
| Xavier DuSell    | G   | 6-4 | 190 |
| Marcus Williams  | G   | 6-2 | 180 |
| Hunter Maldonado | G   | 6-7 | 200 |
| Brendan Wenzel   | G/F | 6-7 | 212 |

**Forwards (6)**

|                 |   |      |     |
|-----------------|---|------|-----|
| Hunter Thompson | F | 6-10 | 235 |
| Terrin Dickey   | F | 6-7  | 185 |
| Eoin Nelson     | F | 6-10 | 225 |
| John Grigsby    | F | 6-9  | 215 |
| Graham Ike      | F | 6-9  | 245 |
| Jeremiah Oden   | F | 6-8  | 180 |

**By High School or Transfer**

**High School (9)**

|                  |   |      |     |
|------------------|---|------|-----|
| Hunter Maldonado | G | 6-7  | 200 |
| Hunter Thompson  | F | 6-10 | 235 |
| Kenny Foster     | G | 6-5  | 190 |
| Kwane Marble     | G | 6-6  | 195 |
| Xavier DuSell    | G | 6-4  | 190 |
| John Grigsby     | F | 6-9  | 215 |
| Graham Ike       | F | 6-9  | 245 |
| Jeremiah Oden    | F | 6-8  | 180 |
| Marcus Williams  | G | 6-2  | 180 |
| Terrin Dickey    | F | 6-7  | 185 |

**Transfers (3)**

|                |     |      |     |
|----------------|-----|------|-----|
| Drake Jeffries | G   | 6-5  | 185 |
| Eoin Nelson    | F   | 6-10 | 225 |
| Brendan Wenzel | G/F | 6-7  | 212 |




**Drake Jeffries**  
G, 6-5, 185, Jr.  
Mattoon, Ill.



**Marcus Williams**  
G, 6-2, 180, Fr.  
Dickinson, Texas



**Kwane Marble II**  
G, 6-6, 195, So.  
Denver, Colo.



**Hunter Thompson**  
F, 6-10, 235, Jr.  
Pine Bluffs, Wyo.



**Eoin Nelson**  
F, 6-10, 225, So.  
Dublin, Ireland



**Terrin Dickey**  
F, 6-7, 185, Fr.  
Albuquerque, N.M.




**Kenny Foster**  
G, 6-5, 190, So.  
Aurora, Colo.



**Hunter Maldonado**  
G, 6-7, 200, Jr.  
Colorado Springs, Colo.



**Jeremiah Oden**  
F, 6-8, 180, Fr.  
Chicago, Ill.



**Graham Ike**  
F, 6-9, 245, Fr.  
Aurora, Colo.



**Xavier DuSell**  
G, 6-4, 190, Fr.  
Scottsdale, Ariz.



**John Grigsby**  
F, 6-9, 215, Fr.  
Louisville, Colo.



**Jeff Linder**  
Head Coach  
1st Season



**Ken DeWeese**  
Assistant Coach  
1st Season



**Shaun Vandiver**  
Assistant Coach  
3rd Season



**Sundance Wicks**  
Assistant Coach  
1st Season



**MW Preseason Poll**

**MW Preseason Poll:** The University of Wyoming men’s basketball team has been picked to finish ninth in the Mountain West, as the conference announced its 2020-21 preseason media poll and all-conference team today prior to the start of MW Virtual Media Day on Wednesday. The Cowboys garnered 59 points from media in the MW.

| Rank | Team (First-Place Votes) | Points |
|------|--------------------------|--------|
| 1.   | San Diego State (14)     | 211    |
| 2.   | Boise State (4)          | 188    |
| 3.   | Utah State (2)           | 177    |
| 4.   | UNLV                     | 160    |
| 5.   | Colorado State           | 141    |
| 6.   | Nevada                   | 114    |
| 7.   | New Mexico               | 106    |
| 8.   | Fresno State             | 93     |
| 9.   | Wyoming                  | 59     |
| 10.  | Air Force                | 39     |
| 11.  | San José State           | 32     |

**2020-21 PRESEASON ALL-MOUNTAIN WEST TEAM**

Derrick Alston, Boise State, Isaiah Stevens, Colorado State, Matt Mitchell, San Diego State, Bryce Hamilton, UNLV, Neemias Queta, Utah State

Preseason Player of the Year  
Derrick Alston, Jr., Sr., G, Boise State

Preseason Newcomer of the Year  
David Jenkins, Jr., Jr., G, UNLV

Preseason Freshman of the Year  
Nick Blake, G, UNLV

**Jeffries Gets to Double-Figures:** Junior Drake Jeffries got to double-figures against Colorado State in the series finale for his first double-figure scoring game since Air Force on Jan. 18. He led the team with 13 points in the game, as he three triples on the night and recorded a career high four three pointers.

**Ike Getting It Done:** Freshman Graham Ike earned his first career start in the series finale against Colorado State. He recorded 13 points to tie for the team lead, as he had six field goals. Ike also led the team grabbing a career-high nine rebounds in the contests.

**Behind The Arc:** The Cowboys were held to six three pointers against Colorado State in the series finale. The Pokes had hit 10 or more three pointers in seven-straight games heading into that contest. Wyoming has scored 39 percent of their points this season from behind the arc.

**In The 80's:** The Cowboys have found success this season when scoring 80 or more points in a game. The Pokes have gone 6-0 on the season when doing so with Wyoming doing so once in conference play scoring 93 against Nevada.

**In The 70's:** The Cowboys have held opponents under 70 points four times this season and were 3-0 heading into the series finale with Colorado State. The Colorado State loss marked the first one for the Cowboys this season allowing under 70 points.

**Off Turnovers:** The Cowboys recorded 18 points off turnovers in their last game and 19 in the first game against Colorado State, as 37 of Wyoming’s points came off turnovers in the series for 28 percent of the scoring. On the season, Wyoming has scored 15 or more points off turnovers in eight games this season.

**Defending The Arc:** The Cowboys held the Rams to 3-of-17 from behind the arc in the series finale. The Pokes have held opponents to 7 or fewer three point makes in a game in 14 games this season. Wyoming has outscored opponents from behind the arc this season 561 to 342.

**Maldo to 1,000:** Junior Hunter Maldonado reached the 1,000 point club on Thursday against Colorado State. He became the 39th player in school history to do so and the third-straight Colorado native with Alan Herndon and Hayden Dalton doing so in 2018. He added 14 points in the contest and has scored in double-figures in 52 of his 88 career games. He has 1,018 career points for the Cowboys.

**Youngsters Scoring:** The Cowboys freshmen have had an outstanding season for the Brown and Gold. The group has scored 42 percent of the Cowboy scoring this season with 48 percent of Wyoming’s scoring in conference games.

**Freshmen Scoring:** The Cowboy freshman combined for 49 of the Pokes 71 points at San Diego State and 42 of Wyoming’s 72 points against Colorado State in the series opener and 28 of 59 points in the series finale. In the last three games the freshmen have scored 59 percent of the Pokes scoring.

**Did You Know:** The Cowboys scored 71 points on the Aztecs in the last contest. It was the most points given up by San Diego State in a conference game this season.

**Marble Feeling It:** Sophomore Kwane Marble II has scored in double-figures in five of the last six games for the Brown and Gold. In conference games this season, Marble II is second on the team in scoring adding 10.7 points per game. He is averaging 10.3 points per game against conference opponents for his career.

**Getting to the Line:** The Cowboys have been getting to the free throw line this season. Wyoming in fact has attempted 383 free throws for the season to rank third in the conference and No. 77 in the nation.

**Helping Hand:** The Cowboys added 15 helpers against San Diego State on 20 baskets for assists on 75 percent of baskets. Wyoming adds 13.9 assists per game for sixth in the conference.





### 19-20 All-MW by Conference Media

#### ALL-MW FIRST TEAM

Malachi Flynn, San Diego State (163 points)  
 Jalen Harris, Nevada (156)  
 Sam Merrill, Utah State (141)  
 Bryce Hamilton, UNLV (129)  
 Justinian Jessup, Boise State (99)

#### ALL-MW SECOND TEAM

Nico Carvacho, Colorado State (94)  
 Matt Mitchell, San Diego State (87)  
 Derrick Alston Jr., Boise State (79)  
 Neemias Queta, Utah State (77)  
 Justin Bean, Utah State (63)

#### ALL-MW THIRD TEAM

Jazz Johnson, Nevada (47)  
 Yanni Wetzel, San Diego State (41)  
 Lavelle Scottie, Air Force (32)  
 Seneca Knight, San Jose State (25)  
 (tie) Nate Grimes, Fresno State (19)  
 (tie) Hunter Maldonado, Wyoming (19)

#### ALL-MW HONORABLE MENTION

Isaiah Stevens, Colorado State (14); JaQuan Lyle, New Mexico (12); K.J. Feagin, San Diego State (6); David Roddy, Colorado State (6); Amauri Hardy, UNLV (5); Lindsey Drew, Nevada (4); Orlando Robinson, Fresno State (2).

#### PLAYER OF THE YEAR:

Malachi Flynn, San Diego State (9)

#### COACH OF THE YEAR:

Brian Dutcher, San Diego State (11)

#### DEFENSIVE PLAYER OF THE YEAR:

Neemias Queta, Utah State (6)

#### NEWCOMER OF THE YEAR:

Malachi Flynn, San Diego State (9)

#### FRESHMAN OF THE YEAR:

Isaiah Stevens, Colorado State (9)

#### 6TH MAN OF THE YEAR:

Nisré Zouzoua, Nevada (8)

**From Downtown:** The Pokes lead the conference in total three pointers and three pointers per game on the season. Wyoming has knocked down 187 three pointers to rank No. 24 in the nation. Wyoming is hitting 9.8 threes per game to rank No. 20 in the nation.

**Williams Named MW Player of the Week:** University of Wyoming freshman guard Marcus Williams was named Mountain West Player of the Week to end January. It is the first honor of his career, as he is the second Cowboy to earn the award after Kenny Foster was named Player of the Week on December 7. Williams is the first freshman to be named MW Player of the Week this season.

He averaged 20.5 points per game during the series to go along with four assists per game and three rebounds. He shot 86 percent from the free throw line going 18-of-21 including helping seal both contests from the line in the final minutes.

**Williams Named National Freshman of the Week:** Williams was also named National Freshman of the Week by CBS Sports and the United State Basketball Writers Association in the last week of January.

**Did You Know:** After Ike got to double-figures against Nevada, Wyoming now has nine players score in double-figures in a game this season. UW is one of 12 teams in the nation to do so.

**Ike Brings It in Second Game:** Freshman Graham Ike appeared in his first on Friday and made a huge impact on Sunday against Nevada. Ike added a career-high 18 points going 7-of-10 from the field and also added six rebounds for a career-high. His appearance Friday was his first game since high school on Dec. 5, 2019.

**Foster Out:** The Cowboys will be without sophomore Kenny Foster after he went down with an injury against Nevada. He is third in the Pokes in scoring this season at 10.4 points per game.

**First Sweep:** The Pokes earned their first sweep of the season on Sunday with the win over Nevada. The cowboys have splits with Fresno State and Air Force and were swept by MW leader Boise State.

**Three-straight Conference Wins:** The Cowboys won their third conference game in a row on Sunday. It marks the longest conference winning streak for the Pokes since winning four-straight during the 2018-18 season.

**Five in Double-Figures:** The Cowboys had five players score in double-figures on Sunday marking the fourth time that has happened this season. It marked the second time in the last three games after five scored in double-figures in the Pokes finale at Air Force.

**Getting Defensive:** The Cowboys held the Wolf Pack to 34 percent from the field in the series opener. It was the lowest total by a Cowboy opponent this season. It was the lowest by a conference foe since Colorado State shot 30 percent on Feb 4, 2015.

**Big Night Behind The Arc:** The Cowboys had a big night behind the arc against Air Force knocking down 16 three pointers for the most in a game since hitting 16 against Northern Iowa on Dec. 3, 2016. It was also the most against a conference opponent since knocking down 17 against Colorado State on Jan. 30, 2016.

**Big Win:** The Pokes won 77-58 at Air Force. It was the largest conference win for the Pokes since defeating Utah State by 19 points in the Arena-Auditorium on Feb. 6, 2016.

**Five in Double Figures:** The Pokes had five players score in double-figures on Monday at Air Force. It marked the third time this season Wyoming has done so with the Pokes doing so against Incarnate Word and Omaha, as Wyoming is 3-0 when doing so this season.

**Hot Shooting:** The Cowboys shot a season-high 53 percent from the field at Air Force in the series opener. It was the highest shooting percentage on the road for the Pokes since shooting 55 percent at Colorado State on Feb. 20, 2016.



2019-20 Results

|       |                          |             |
|-------|--------------------------|-------------|
| 10/30 | NW Nazarene (Exhibition) | W, 62-56    |
| 11/5  | Idaho State              | W, 54-40    |
| 11/10 | at South Carolina        | L, 32-66    |
| 11/13 | Cal State Fullerton      | L, 53-60    |
| 11/16 | Oregon State             | L, 63-83    |
| 11/19 | Detroit Mercy %          | W, 76-49    |
| 11/21 | Louisiana %              | W, 69-61 OT |
| 11/24 | Colorado %               | L, 41-56    |
| 11/26 | TCU %                    | L, 47-54    |
| 12/4  | Air Force *              | L, 77-86    |
| 12/7  | New Mexico *             | L, 65-79    |
| 12/14 | Northern Colorado        | L, 53-74    |
| 12/18 | Utah Valley              | L, 67-69    |
| 12/21 | at Denver                | W, 72-66 OT |
| 12/28 | Nebraska Wesleyan        | W, 82-68    |
| 1/1   | at Boise State *         | L, 54-65    |
| 1/4   | at Colorado State *      | L, 61-72    |
| 1/8   | #7 San Diego State *     | L, 52-72    |
| 1/11  | UNLV *                   | L, 69-78 OT |
| 1/14  | at Nevada *              | L, 67-68    |
| 1/18  | Fresno State *           | L 50-65     |
| 1/21  | at #4 San Diego State *  | L, 55-72    |
| 1/28  | Utah State *             | L, 45-68    |
| 2/1   | at San Jose State *      | W, 71-66    |
| 2/4   | Boise State *            | L, 62-67    |
| 2/8   | at New Mexico *          | L, 68-97    |
| 2/15  | Colorado State *         | L, 70-77    |
| 2/19  | at Utah State *          | L 58-78     |
| 2/22  | at Air Force *           | W, 78-72    |
| 2/25  | Nevada *                 | L, 68-73    |
| 2/29  | at Fresno State *        | L, 55-63    |
| 3/4   | vs. Colorado State       | W, 80-74    |
| 3/5   | No. 3 Nevada             | W, 74-71    |
| 3/6   | No. 2 Utah State         | L, 82-89    |

**Maldo Hits Milestone:** Junior hunter Maldonado got to double-figures in both games at Air Force, as he passed 50 games with 10 or more points in his career. He has 51 after 11 points on Monday in his hometown of Colorado Springs.

**Holding Onto the Ball:** Wyoming has done a great job of holding onto the ball this season. Wyoming averages 10.8 turnovers per game, which ranks second in the MW and ranks No. 26 in the nation.

**Thompson for Three:** Junior Hunter Thompson knocked down seven three pointers in the Cowboys win over Fresno State. It tied a career-high from Dec. 21, 2018 against East Tenn. State. He was 7-of-8 from behind the arc and he ranks eighth in the conference in three pointers per game at 2.3 per game.

**Off Turnovers:** The Cowboys scored a season-high 27 points off turnovers against Fresno State. Wyoming scored 24 points off turnovers in the opener against Miss. Valley State.

**Off to a Great Start:** Wyoming got off to a hot start this season in non-conference play. The Cowboys 6-1 record to open non-conference was the best percentage wise at 85 percent since going 14-0 to open the 2012-13 season.

**Double-Double for Maldo:** Junior guard Hunter Maldonado recorded 14 points and a season-high 12 rebounds against Omaha. It marked the first double-double of the season for him and the fifth of his career. He nearly added a triple double adding eight assists for the night.

**Maldonado Named High Major National Player of Week:** University of Wyoming junior guard Hunter Maldonado was named High Major National Player of the Week and Mountain West Player of the Week by College Sports Madness on Dec. 14. He led the Pokes to two wins last week and improved to 5-1 on the season. Maldonado, a native of Colorado Springs, Colo., led the Pokes averaging 22 points per game in a home win against Denver and a road victory at Utah Valley. He also added eight rebounds per game and seven assists per contest.

**In The 30's:** Wyoming's Hunter Maldonado scored 30 points against Utah Valley on to follow up 30 points from Marcus Williams against Denver. It was the first 30 or more point performance by two different players since Hayden Dalton had 36 on Dec. 27, 2017 and 30 points by Justin James on Jan 3, 2018. James also scored 33 points in back to back games during that season.

**Williams Goes for 30:** Wyoming freshman Marcus Williams scored a career-high 30 points against Denver. He recorded a career-high three triples and 13 total field goals. Williams scored the most points by a freshman since Desmar Jackson scored 31 points at Utah in 2010. It was the most points since Hunter Maldonado scored 32 points against Idaho State in the season opener last season.

**20 Points in a Half:** Freshman Marcus Williams scored 20 points in the first half against Denver, which tied his career high. Williams 20 points in the first half was the most in an opening frame since Justin James had 20 points against New Mexico on March 9, 2019. The most in the MW era of Cowboy basketball was 21 by Hayden Dalton against Cornell on Dec. 17, 2016.

**Turning Them Over:** Wyoming got defensive against Denver tying a then season low with 61 points. Wyoming forced 27 turnovers on the night a season high. The previous was 17 against MVSU. Wyoming forced 16 in the first half. The last time an opponent committed at least 20 turnovers was East Tennessee State recording 20 on Dec. 21, 2018.

**Foster Named MW Play of the Week:** University of Wyoming sophomore guard Kenny Foster was named the MW Player of the Week on Dec. 7. It is the first time in his career he has earned the honor from the Mountain West Conference. He is also the first player to be named Player of the Week for the Pokes since Justin James earned the honor on Jan. 29, 2018. Foster, a native of Aurora, Colo., made his season debut against Incarnate Word scoring a career-high 21 points helping lead the Pokes in a comeback win. He added 19 points in a comeback win for the Pokes against Oregon State





## Head Coach Jeff Linder



Jeff Linder is the 22nd head coach in Wyoming history. He led Northern Colorado to three-straight 20-win seasons prior to being named head coach of the Cowboys on March 17, 2020/

“Jeff (Linder) turned around the basketball program at Northern Colorado and developed his team into one of the premier programs in the Big Sky Conference.” Burman said.

“Jeff possesses many important

qualities I was looking for in a new head coach for Cowboy Basketball. First and foremost, he is a proven winner as a head coach. Jeff also has great knowledge of the region and the Mountain West Conference. His brand of basketball will be great for our Cowboy fans to watch, as his teams play with great offensive efficiency and play a tough hard-nosed style of defense. We couldn't be more excited to have Jeff lead Wyoming Basketball into a new era.”

Linder has posted an impressive 80-50 (.615) record in four seasons at Northern Colorado. He was named the Big Sky Coach of the Year during the 2018-19 season leading the Bears

to 15 conference wins for a program record. The Bears tied that record of 15 conference wins again in the 2019-20 season. Over the last three seasons, Linder led UNC to the most wins during a three-year stretch in program history, with 69 wins. The Bears also finished in the top-100 of the NCAA NET Rankings.

“I'm extremely excited for the opportunity to be the men's basketball coach at the University of Wyoming,” Linder said. “Wyoming has a rich basketball tradition which at a young age I was introduced to on the Sports Illustrated cover that featured Cowboy great, Fennis Dembo. From that time on growing up down the road in Denver, I was always rooting for the Cowboys. For me to now have the opportunity to lead this acclaimed program is an honor that I won't take for granted. I will work to build on the storied past built and laid before me and diligently work to make Wyoming basketball a force to be reckoned with.”

“The University of Wyoming basketball job is an incredible fit for me and my family,” Linder said. “Having grown up in the region and having coached in the Mountain West Conference it was almost too good to be true when Tom Burman called me. My staff and I will make recruiting the region a priority while scanning the globe for student-athletes who fit the characteristics we want in Cowboy basketball players.

He also helped lead Northern Colorado to its first postseason title in 2017-18, as the Bears won the College





Invitational Tournament. It marked the first postseason title for any Colorado school since the 1940 season. It was also the first postseason title for a team from the Big Sky Conference. During the 2017-18 campaign, UNC won a school record 26 games on their way to the CIT Championship. The Bears finished the season ranked in the top-100 of the RPI.

“Cowboy fans will see a team that will play hard and play together as a team,” Linder said. “We will look to play to our player’s strengths and put them in position to best utilize those strengths. Having coached against the current Wyoming players the past three seasons I am confident that they will really fit and flourish in this system. There is great talent on this team and I’m looking forward to coaching them.”

Prior to his time at Northern Colorado, Linder spent six seasons at Boise State with the last three years serving as associate head coach of the Broncos. Linder helped guide Boise State to two NCAA tournament appearances and the team’s first Mountain West Conference Championship during his tenure.”

In 2014-15, his second season as Associate Head Coach, the Broncos tied the school record for wins, going 25-9, including a 14-1 record in the team’s final 15 regular season games. Boise State won 20-or-more games in five of Linder’s six seasons.

Renowned for his offensive game plans, Boise State saw immediate production with Linder on the bench. The Broncos led the conference in scoring in three of his six seasons and finished second in 2014-15. Boise State averaged 76.2 points per game in 2013-14, the second-highest season average for the Broncos in nearly 40 years.

In his first year with at Boise State, Linder helped head coach Leon Rice steer the Broncos to one of its most successful seasons in school history, one that culminated in an appearance in the conference tournament championship game and just the fourth postseason appearance in the last 17 years.

Prior to Boise State, Linder served as an assistant and associate head coach at the University of San Francisco. In 2009-10 at USF, the Dons posted a 12-18 record, including a 9-4 record at home. San Francisco was able to record a memorable highlight on Jan. 30, as the Dons knocked off No. 8 Gonzaga in an 81-77 overtime thriller, which snapped the Bulldogs’ West Coast Conference regular-season winning streak of 27 games.

He also spent time at Weber State. Linder helped the Wildcats to a 36-26 overall record, and in 2006-07 the Wildcats won the Big Sky Conference regular-season and tournament titles and earned a trip to the NCAA Tournament. Linder also recruited Damian Lillard to Weber State, who was selected sixth-overall by the Portland Trail Blazers in the 2012 NBA Draft.

Linder got his start in collegiate coaching as the assistant director of men’s basketball operations at Colorado under head coach Ricardo Patton. After one season at CU, Linder was hired as an assistant coach on David Moe’s staff at Emporia State, where he spent three seasons. Emporia State went 22-5 during his final campaign and earned the third seed in the NCAA Division II Tournament.

Linder moved from Emporia State to Midland Junior College in Midland, Texas, where he spent two seasons as an assistant coach to Grant McCasland. Linder helped coach Midland to a 53-16 record during his tenure, and in 2005-06 the team

## The Linder File

### Coaching History

2020-Pres. — Wyoming as Head Coach  
 2016-2020 — Northern Colorado as Head Coach  
 2010–2016—Boise State (Assistant Coach)  
 2008–2010—San Francisco (Assistant Coach)  
 2006–2008—Weber State (Assistant Coach)  
 2004–2006—Midland (Assistant Coach)  
 2001–2004—Emporia State (Assistant Coach)  
 2000–2001—Colorado (Assistant Director of Operations)

### Postseason Berths (5)

(NCAA Tournament: 3 Appearances)  
 (College Invitational Tournament: 1 Championship)  
 (College Basketball Invitational: 1 Semifinal Appearance)

2018- College Invitational Tournament  
 2015- NCAA Tournament  
 2013-NCAA Tournament  
 2011-CBI Invitational  
 2007-NCAA Tournament

### Awards

2018-19 Big Sky Coach of the Year

### Notable Accolades

Linder posted an impressive 80-50 (.615) record in four seasons as a head coach

He has coached two Conference Players of the Year in 2018-19 Big Sky Player of the Year Jordan Davis and 2014-15 Mountain West Player of the Year Derrick Marks

In four seasons at Northern Colorado, Linder mentored three different players that earned first team All-Big Sky honors.

Two of his guard set scoring records during his time at Northern Colorado. Andre Spight is the single-season record holder in scoring in the Big Sky. Jordan Davis is the all-time leading scorer at Northern Colorado.

In two of the last three seasons as a head coach, Linder’s teams have led the nation in fewest three-point attempts allowed.

In 2019-20, his team ranked sixth in the nation in three-pointers per game at 10.2. Linder also preaches taking care of the basketball, as his squad ranked seventh in the nation in turnovers at 10.2 per game

finished 26-10 and made an appearance in the “Elite Eight” at the national junior college tournament.

A native of Lafayette, Colo., he played one season at Mesa State. After his freshman year, Linder transferred to Western State Colorado where he played three seasons under coach Bob Hofman. As a Mountaineer, Linder earned All-Rocky Mountain Conference honors, both on the court and in the classroom, three times.

Linder and his wife, Kelli, have four children, two daughters, Adison and Makalyn, and two sons, Jordan and Devon.





## Assistant Coach Ken DeWeese



University of Wyoming head basketball coach Jeff Linder announced the addition of Ken DeWeese to the Cowboy coaching staff. He spent four seasons with Linder at Northern Colorado helping the Bears record 20-plus wins in the last three seasons.

"I'm very excited to be at the University of Wyoming," DeWeese said. "Being at a program like Wyoming in such a great league as the Mountain West is something you can't beat. Coach Linder and I have gotten to know each other very well over the last four years and we are both excited to help take the Cowboys to the next level."

Over the last four seasons, DeWeese helped UNC to the most wins during a three-year stretch in program history, with 69 wins. The Bears also finished in the top-100 of the NCAA NET Rankings this past season.

DeWeese has also helped the Bears record 15-wins in Big Sky play in back-to-back seasons for the most in school history. He also helped lead Northern Colorado to its first postseason title in 2017-18, as the Bears won the College Invitational Tournament. It marked the first postseason title for any Colorado school since the 1940 season. It was also the first postseason title for a team from the Big Sky Conference.

During the 2017-18 campaign, UNC won a school record 26 games on their way to the CIT Championship. The Bears finished the season ranked in the top-100 of the RPI.

During his time with the Bears he mentored Big Sky Player of the Year Jordan Davis, as well as Defensive Player of the Year Jonah Radabaugh, Sixth Man of the Year Kai Edwards and Freshman of the Year Bodie Hume.

"I'm excited to have coach DeWeese on board with me here at Wyoming," Linder said. "He has been with me since day one at UNC and was a huge part of what we did there. He will do the same here with the Cowboys. It will be great to continue this journey with him and his family."

Prior to his time at Northern Colorado, DeWeese helped guide the UTEP to over 120 wins, including three seasons of 22 wins or more and two NIT appearances. Known for his recruiting at UTEP, DeWeese signed 26 players that were on Conference USA commissioner's Honor Roll selections.

In his first year as an assistant at El Paso, he recruited four-student athletes that went on to earn All-Conference USA honors, including C-USA Defensive Player of the Year. He recruited a consensus national Top 100 recruit, Vincent Hunter. Hunter went on to be C-USA Freshman on the Year in 2013-14 and First Team All-Conference in 2014-15. His 2013 recruiting class was ranked in the Top 25 by numerous media outlets.

In back-to-back years, DeWeese was ranked as the top assistant in C-USA by NextUpRecruits.com and was the second ranked assistant in 2013-14 and '14-'15. In six seasons at UTEP the Miners defeated nationally ranked opponents Oregon, Nebraska, Michigan, Texas Tech, New Mexico State, Auburn, Memphis, Tennessee, Xavier and Washington State.

Prior to UTEP, DeWeese spent a season at Utah Valley and four seasons at University of Mary Hardin-Baylor. With the Wolverines at Utah Valley he was in charge of recruiting the 2010 recruiting class, which led to back-to-back winning seasons for UVU, going 19-11 and 20-12 after finishing 12-18 in 2009-10.

DeWeese coached Vince Hunter of the Memphis Grizzlies, Former Conference USA Defensive Player of the Year Julian Washburn of the Memphis Grizzlies and Julyan Stone, who played for the Nuggets, Raptors and Hornets. Two of his players also play in the NFL in Cederik Lang of the Eagles and Aaron Jones of the Packers.

As an assistant at Mary Hardin-Baylor (2005-09) as an assistant under his father Ken DeWeese, the Crusaders finished with an 85-27 (.758) in DeWeese's four seasons and clinched two NCAA (Division III) tournament berths. DeWeese was solely responsible for the recruitment of four student-athletes that helped UMHB reach the 2013 D3 National Championship game.

"One of the cool things about growing up was my father being an assistant coach UTEP in the old Western Athletic Conference and hearing all the stories about how much Don Haskins enjoyed coming to Laramie. So before evening taking this position I always thought of Wyoming as a great college athletics community."

The many other accolades that DeWeese helped Hardin-Baylor receive were, No. 12 National Ranking in the Top 25 poll, leading all of Division III in field goal percentage, four American Southwest Conference tournament appearances and two division titles. His father has over 800 wins in his career as the head coach.

DeWeese got his start in the coaching ranks at Idaho in 2005 as the Director of Basketball Operations.

Ken and his wife Natalie have three children, Emery, Ellison and Dane.







## Assistant Coach Shaun Vandiver



University of Wyoming assistant basketball coach Shaun Vandiver enters his second season with the Cowboys under head coach Allen Edwards.

In his first season back with the Brown and Gold, Vandiver helped the Pokes defeat South Carolina for Wyoming's first win against an SEC team in Laramie since he served as a graduate assistant during the 2002-03 season.

Vandiver was an assistant for the Pokes from 2005-10 serving under head coaches Steve McClain and Heath Schroyer. He also served as a graduate assist at Wyoming for the 2002-03 season.

As a member of the Wyoming coaching staff, Vandiver helped lead the Cowboys to the Championship game of the 2006 Mountain West Tournament. During his time with the Pokes, he mentored nine players who earned All-MW honors.

"I like the way the Cowboy basketball program has progressed, and my goal is to help the coaching staff keep it going and take it to another level," Vandiver said. "I'm just ready to do whatever coach Edwards needs me to do for this program and I'm all in."

Vandiver led the Hornets to five Mid-America Athletic Association tournaments during his time at Emporia State. In his first season as head coach, he became only the second coach in MIAA history to lead his team to the tournament championship game in his first season. Last season, Emporia State nearly knocked off Mizzou on the road before falling to the Tigers 67-62.

Prior to his time as head coach at Emporia State, Vandiver was an assistant coach at Boise State. He was a key part of one of the biggest turnarounds in Boise State history in 2010-11. The Broncos were 22-13 and advanced to the semifinals of the CBI Tournament before falling to the Oregon Ducks 79-71 in Eugene, Ore. The 22 wins were a seven-game improvement over the previous year.

He began his coaching career in 2001-02 as volunteer assistant coach with Colorado while finishing his degree in sociology. In 2002-03, he moved on to Wyoming as a graduate assistant where he helped guide the Cowboys to a 21-11 record and an NIT berth. His first full-time coaching position was at Bowling Green State in 2003-04. He moved on to Northern Colorado for the 2004-05 season as the Bears were finishing their transition to NCAA Division I.

Vandiver transferred to Colorado following his freshman year at Hutchison Community College and was named Big Eight Newcomer of the Year in 1989. His senior season, he led the Buffs to the National Invitation Tournament finals in New York City, where they finished third. He averaged a double-double in his career for the Buffaloes and ended his career as the third leading scorer (1,876) and rebounder (962) in CU history. After earning First-Team All-Big Eight honors as a junior and senior, he was selected by the Golden State Warriors with the 25th pick of the 1991 NBA Draft. After his collegiate career, Vandiver enjoyed a nine-year professional playing career in Europe. He played for teams in: Bologna, Italy (1991-92); Bilbao, Spain (1992-93); Girona, Spain (1993-94); Reggio Calabria, Italy (1994-95); Las Palmas, Spain (1995-97); and Madrid, Spain (1997-2001).

Vandiver, a native of Bolingbrook, Ill., is married to the former Danielle Dodgion. They have five children: Aubrey, a former Cowgirl basketball player; Amber, a former Emporia State basketball player; Garin, a former Emporia State player; Alessandra and Gage.





## Assistant Coach Sundance Wicks



University of Wyoming head basketball coach Jeff Linder announced the addition of Wyoming native Sundance Wicks to the Cowboy coaching staff. He has spent the last two seasons as head coach at Missouri Western.

“To have the opportunity to bring someone who dreamed of being a Cowboy and embodies all the characteristics of what it means to be a Cowboy back to his home state like Coach Wicks is a special deal,” Linder said. “His passion and JUICE for the game of basketball will be felt the day he steps foot on campus. He has experienced every level of basketball and has thrived at every stop along the way. He’s a proven winner who finalizes an assistant coaching staff that will work tirelessly for our players, the state of Wyoming, and the University of Wyoming. I want to give a big Cowboy welcome to Coach Wicks and his family!”

A native of Gillette, Wyo., Wicks led the Griffons to 18 wins in 2019-20, as it was the most by the program in 10 years. In his first season at the helm of the program his team doubled their win total from the prior campaign. In his two seasons, Wick helped mentor six All-MIAA players and an NABC All-District selection.

“There is a dream job for everyone and for me being at the University of Wyoming with a coach like Jeff Linder is mine,” Wicks said. “Coach Linder is regarded to be one of the smartest coaches in college basketball and his vision as a coach has made himself and his teams very successful everywhere he has been. I’m honored to be a part of his staff here in my home state.”

Prior to his time at Missouri Western, Wick spent time at his alma mater Northern State University, where he was associate head coach during the 2016-17 and 2017-18 seasons. In 2017-18, Wicks helped lead Northern State to the Northern Sun Intercollegiate Conference regular season and postseason championships. Northern State also claimed the central region championship en route to the program’s first-ever appearance in the national championship game.

Wicks has been an assistant coach at the Division II and Division I levels. After lettering four years as a student-athlete at Northern State from 1999-2003, Wicks held assistant coaching positions at Northern State, Colorado (2006-07), Northern Illinois (2007-11) and San Francisco (2015-16).

He also built the Arizona Power Basketball Academy, serving as a skill instructor and director from 2011-15. Prior to launching the APBA, he spent five months training NBA pre-draft prospects at the Impact Basketball Academy in Las Vegas. Wicks’ draft class trainees included Kawhi Leonard, Alec Burks and Isaiah Thomas.


Wicks began his collegiate coaching career as a graduate assistant at Northern State under the legendary Don Meyer.

As a student-athlete, Wicks was twice named first team All-NSIC, scoring 1,174 points and pulling down 665 rebounds in his career. He was also a two-time All-NSIC performer in the 400-meter hurdles at Northern State. After graduation, Wicks played for the Sodertalje Kings in Sweden. He led the team in points and rebounding.

Wicks graduated from Campbell County High School in 1999, where he lettered in football, basketball and track and field. In 1999, he was named the Millward Simpson Athlete of the Year. Wicks was a part of two high school basketball championships (1996-97 and 1998-99), and in his senior season, won a trio of state championships in football, basketball and track and field, where he captured the individual state title in the 300-meter hurdles, and was the state runner-up in the 110-meter high hurdles.

“To be able to go back to your home state, where you were raised in a place where the whole state gets behind you is special,” Wicks said. Wyoming is a place that is dear to my heart and my family’s heart. This truly is a dream come true.

Wicks received a bachelor’s degree in international business from Northern State in 2003 and a master’s degree in health, physical education and coaching from Northern State in 2006.








## Director of Recruiting Riley Grabau

University of Wyoming head basketball coach Jeff Linder announced the addition of former Cowboy player Riley Grabau to the Cowboy staff as the Director of Recruiting. The former Poke guard helped lead Wyoming to the NCAA Tournament in 2015 and has spent the last two seasons as head coach at Boulder High School.



"Riley is someone who knows what it takes to win at Wyoming," Linder said "He lived it and saw what it looked like everyday as a student-athlete playing for Coach Shyatt. The hard work paid off with a degree from the University of Wyoming, a Mountain West Championship trophy, and an opportunity to play in the NCAA Tournament. To have him on the coaching staff to where he can share those experiences with our student-athletes is invaluable."

Grabau has spent the last two seasons at his alma mater Boulder High School as head coach. He helped lead Boulder to the 5A State Tournament in his first season advancing to the second round. This past season, Boulder recorded a 20-5 overall record and an 11-1 mark in conference. He also spent time at Boulder High School as an assistant coach.

"I'm very excited to return to the University of Wyoming," Grabau said. "Very few people get the opportunity to not only to work at the Division I level, but to do so at your alma mater. I'm excited to learn from coach Linder and the staff and make an impact on student-athlete lives. Coach Linder and I have a great connection and I'm looking forward to taking advantage of the opportunity he has given me. He has

had great success at every place he has coached."

He spent time playing professionally for the Glasgow Rocks of the British Basketball League following his senior season with the Cowboys.

As a senior at UW, he went down as one of the best shooters in Cowboy history, Riley Grabau was one of five seniors on the 2014-15 squad that helped lead Wyoming to a Mountain West tournament title and its first NCAA tournament since 2001-02. He started in 34 of the Cowboys' 35 games and averaged 9.1 points, 2.2 rebounds and 2.2 assists in 33.9 minutes per game, while shooting 37 percent beyond the arc and 94 percent at the free throw line. His free-throw percentage led the MW and NCAA and ranked first in Wyoming single-season history.

For his career, Grabau finished at the end of his career second in Wyoming history in threes made (171), third in threes attempted (465), fifth in three-point percentage (.368), first in free-throw percentage (.882), ninth in games started (97) and 11th in games played (120).

He graduated from Wyoming in 2015 with a degree in criminal justice.

## Head Sports Performance Coach for Basketball Jimmy Edel



Jimmy Edel is in his first season with the Cowboys. He spent the previous four seasons with Cowboy head Coach Jeff Linder at Northern Colorado.

Edel got his start in strength and conditioning as an intern at Winona State University. He then spent three seasons as head strength coach for men's and women's basketball at Appalachian State prior to his time at UNC. He earned Master's degree in Exercise Science with a concentration in Strength and

Conditioning while at Appalachian State.

## Director of Operations Tim O'Flannigan



O'Flannigan is in his second season with the Cowboys as the Director of Basketball Operations.

A native of Laramie returned to UW after spending two seasons as director of operations at Weber State. Prior to heading to Weber State, O'Flannigan was a graduate assistant for the Pokes helping lead Wyoming to the College Basketball Insider Championship in 2017. Before his duties as a graduate assistant, he spent four years as a student manager for the Cowboys.





## #53 Xavier DuSell

Freshman  Guard  6-4  190  
Scottsdale, Ariz. (AZ Compass Prep)

### 2020-21 Averages

| PTS | REB | AST | FG%  | 3FG% | FT%  | MIN  |
|-----|-----|-----|------|------|------|------|
| 8.5 | 1.5 | 0.7 | .478 | .447 | .714 | 21.3 |

### Notable

- He scored a career-high 19 Points at Air Force
- Scored in double-figures in seven of last nine games
- Hit a career-high five threes at Air Force

### 2020-21 Game-by-Game Statistics

#### #53 DUSELL, Xavier

| Opponent         | Date     | gp | min  | Total  |      | 3-Pointers |     | Free Throws |      | Rebounds |     |     |     | pts | avg |       |       |       |     |     |
|------------------|----------|----|------|--------|------|------------|-----|-------------|------|----------|-----|-----|-----|-----|-----|-------|-------|-------|-----|-----|
|                  |          |    |      | fg     | fga  | fg%        | 3fg | 3fga        | 3fg% | ft       | fta | ft% | off |     |     | def   | tot   | avg   |     |     |
| MISSISSIPPI VAL  | 11/28/20 | 24 | 2-6  | 333    | 0-4  | 0-0        | 0-0 | 0-0         | 0-0  | 3        | 3   | 3   | 0   | 1   | 4   | 4.0   |       |       |     |     |
| TEXAS SOUTHERN   | 11/30/20 | 14 | 0-2  | 000    | 0-2  | 0-0        | 0-0 | 0-0         | 0-0  | 1        | 2   | 2   | 5   | 0   | 0   | 2.0   |       |       |     |     |
| INCARNATE WORD   | 12/02/20 | 14 | 3-5  | 600    | 3-4  | 750        | 2-4 | 500         | 0    | 1        | 2   | 0   | 1   | 0   | 1   | 5.0   |       |       |     |     |
| at Oregon St.    | 12/06/20 | 27 | 4-6  | 667    | 3-4  | 750        | 3-3 | 1,000       | 0    | 2        | 2   | 0   | 5   | 0   | 1   | 14.73 |       |       |     |     |
| DENVER           | 12/09/20 | 21 | 3-9  | 333    | 2-6  | 333        | 0-0 | 0-0         | 0    | 2        | 3   | 2   | 3   | 1   | 1   | 8.74  |       |       |     |     |
| at Utah Valley   | 12/12/20 | 14 | 1-4  | 250    | 1-3  | 333        | 0-0 | 0-0         | 0    | 2        | 2   | 2   | 3   | 0   | 1   | 6.7   |       |       |     |     |
| OMAHA            | 12/17/20 | 4  | 0-1  | 000    | 0-6  | 500        | 0-0 | 0-0         | 0    | 0        | 1   | 9   | 0   | 0   | 0   | 5.7   |       |       |     |     |
| at Fresno State  | 01/02/21 | 8  | 1-1  | 1,000  | 1-1  | 1,000      | 0-0 | 0-0         | 0    | 0        | 0   | 1   | 8   | 0   | 0   | 3.54  |       |       |     |     |
| at Fresno State  | 01/04/21 | 3  | 0-0  | 000    | 0-0  | 0-0        | 0-0 | 0-0         | 0    | 0        | 1   | 4   | 0   | 0   | 0   | 4.8   |       |       |     |     |
| BOISE ST.        | 01/11/21 | 16 | 3-5  | 600    | 2-4  | 500        | 2-2 | 1,000       | 0    | 0        | 1   | 3   | 1   | 0   | 0   | 10.53 |       |       |     |     |
| BOISE ST.        | 01/13/21 | 25 | 1-4  | 250    | 1-2  | 500        | 4-4 | 1,000       | 0    | 1        | 1   | 3   | 3   | 1   | 2   | 0     | 7.55  |       |     |     |
| at Air Force     | 01/16/21 | 24 | 5-7  | 714    | 2-4  | 500        | 1-1 | 1,000       | 0    | 1        | 1   | 3   | 4   | 1   | 2   | 0     | 13.61 |       |     |     |
| at Air Force     | 01/18/21 | 31 | 6-12 | 500    | 5-9  | 556        | 2-4 | 500         | 0    | 1        | 1   | 2   | 4   | 1   | 1   | 0     | 19.71 |       |     |     |
| NEVADA           | 01/22/21 | 24 | 5-9  | 556    | 4-8  | 500        | 0-0 | 0-0         | 0    | 2        | 3   | 1   | 4   | 1   | 1   | 0     | 14.76 |       |     |     |
| NEVADA           | 01/24/21 | 33 | 5-8  | 625    | 3-6  | 500        | 0-0 | 0-0         | 0    | 1        | 2   | 3   | 1   | 5   | 4   | 0     | 13.79 |       |     |     |
| at San Diego St. | 01/28/21 | 34 | 3-9  | 333    | 3-8  | 375        | 0-1 | 0-0         | 0    | 1        | 1   | 1   | 4   | 3   | 1   | 0     | 9.80  |       |     |     |
| at San Diego St. | 01/30/21 | 24 | 4-5  | 800    | 2-3  | 667        | 1-2 | 500         | 0    | 1        | 1   | 4   | 3   | 0   | 1   | 0     | 11.82 |       |     |     |
| COLORADO ST.     | 02/04/21 | 29 | 6-12 | 500    | 5-10 | 500        | 0-0 | 0-0         | 0    | 2        | 3   | 1   | 5   | 4   | 2   | 1     | 0     | 17.87 |     |     |
| COLORADO ST.     | 02/06/21 | 35 | 2-6  | 250    | 1-7  | 143        | 0-0 | 0-0         | 0    | 2        | 2   | 1   | 5   | 4   | 1   | 2     | 0     | 11.55 |     |     |
| <b>Totals</b>    |          | 5  | 405  | 54-113 | 478  | 38-85      | 447 | 15-21       | 714  | 5        | 24  | 29  | 1.5 | 47  | 14  | 18    | 0     | 7     | 161 | 8.5 |

Games played: 19  
Minutes/game: 21.3  
Points/game: 8.5  
FG Pct: 47.8  
3FG Pct: 44.7  
FT Pct: 71.4

Rebounds/game: 1.5  
Assists/game: 0.7  
Turnovers/game: 0.9  
Assist/turnover ratio: 0.8  
Steals/game: 0.4

### Season & Career Highs

#### Season Highs

Points 19 at Air Force, 1-18-21  
FG Made 6 at Air Force, 1-18-21  
3FG Made 5 twice, last vs. Colorado State, 2-4-21  
FT Made 4 vs. Boise State, 1-13-21  
Rebounds 3 four times, last vs. Nevada, 1-24-21  
Assists 3 twice, last at San Diego State, 1-28-21  
Blocks N/A  
Steals 1 six times, last vs. Colorado State, 2-6-21  
Minutes 34 at San Diego State, 1-28-21

#### Career Highs

Points 19 at Air Force, 1-18-21  
FG Made 6 at Air Force, 1-18-21  
3FG Made 5 twice, last vs. Colorado State, 2-4-21  
FT Made 4 vs. Boise State, 1-13-21  
Rebounds 3 four times, last vs. Nevada, 1-24-21  
Assists 3 twice, last at San Diego State, 1-28-21  
Blocks N/A  
Steals 1 six times, last vs. Colorado State, 2-6-21  
Minutes 34 at San Diego State, 1-28-21

#### Double-Figure Scoring Games

Season 9  
Career 9

#### Double-Figure Rebounding Games

Season 0  
Career 0

#### Twenty-Point Scoring Games


Season 0  
Career 0

#### Double-Double Games

Season 0  
Career 0

### Career Statistics

| Season       | gp   | gs        | min/avg | Total |       | 3 Point |       | F-Throws |      | Rebounds |     |     |     | pts | avg |     |     |     |     |     |
|--------------|------|-----------|---------|-------|-------|---------|-------|----------|------|----------|-----|-----|-----|-----|-----|-----|-----|-----|-----|-----|
|              |      |           |         | fg    | fga   | fg%     | 3fg   | 3fga     | 3fg% | ft       | fta | ft% | off |     |     | def | tot | avg |     |     |
| 2020-21      | 19-5 | 406(21.3) | 54-113  | 478   | 38-85 | 447     | 15-21 | 714      | 5    | 24       | 29  | 1.5 | 47  | 1   | 14  | 18  | 0   | 7   | 161 | 8.5 |
| <b>TOTAL</b> | 19-5 | 406(21.3) | 54-113  | 478   | 38-85 | 447     | 15-21 | 714      | 5    | 24       | 29  | 1.5 | 47  | 1   | 14  | 18  | 0   | 7   | 161 | 8.5 |



## #22 Kenny Foster

Sophomore  Guard  6-5  190  
Aurora, Colo. (Smoky Hills HS)

### 2020-21 Averages

| PTS  | REB | AST | FG%  | 3FG% | FT%  | MIN  |
|------|-----|-----|------|------|------|------|
| 10.4 | 4.0 | 0.8 | .489 | .431 | .742 | 25.9 |

### Notable

- Scored a career-high 21 points in season debut against UIW
- Named MW Player of the Week earlier this season
- Out with an injury

### 2020-21 Game-by-Game Statistics

#### #22 FOSTER, Kenny

| Opponent        | Date     | gp | min  | Total |     | 3-Pointers |     | Free Throws |      | Rebounds |     |     |     | pts | avg |     |     |      |       |      |
|-----------------|----------|----|------|-------|-----|------------|-----|-------------|------|----------|-----|-----|-----|-----|-----|-----|-----|------|-------|------|
|                 |          |    |      | fg    | fga | fg%        | 3fg | 3fga        | 3fg% | ft       | fta | ft% | off |     |     | def | tot | avg  |       |      |
| INCARNATE WORD  | 12/02/20 | 24 | 6-8  | 760   | 3-3 | 1,000      | 6-7 | 857         | 1    | 2        | 3   | 3   | 0   | 1   | 1   | 0   | 21  | 21.0 |       |      |
| at Oregon St.   | 12/06/20 | 29 | 6-10 | 600   | 3-5 | 600        | 4-7 | 571         | 1    | 4        | 5   | 4   | 0   | 3   | 1   | 0   | 0   | 19   | 20.0  |      |
| DENVER          | 12/09/20 | 28 | 6-9  | 667   | 3-5 | 600        | 0-0 | 0-0         | 0    | 1        | 0   | 3   | 0   | 0   | 0   | 0   | 0   | 15   | 18.3  |      |
| at Utah Valley  | 12/12/20 | 30 | 1-3  | 333   | 1-2 | 500        | 5-6 | 833         | 1    | 3        | 4   | 3   | 3   | 2   | 2   | 0   | 0   | 8    | 15.8  |      |
| OMAHA           | 12/17/20 | 23 | 1-3  | 333   | 1-3 | 333        | 0-1 | 0-0         | 0    | 1        | 6   | 7   | 4   | 0   | 0   | 1   | 0   | 3    | 13.2  |      |
| at Fresno State | 01/02/21 | 23 | 2-7  | 286   | 1-4 | 250        | 0-0 | 0-0         | 0    | 5        | 6   | 4   | 3   | 1   | 0   | 1   | 0   | 2    | 5.118 |      |
| at Fresno State | 01/04/21 | 19 | 1-3  | 333   | 0-1 | 0-0        | 2-3 | 667         | 1    | 2        | 3   | 4   | 1   | 2   | 0   | 0   | 0   | 4    | 10.7  |      |
| BOISE ST.       | 01/11/21 | 29 | 3-6  | 500   | 1-1 | 1,000      | 0-0 | 0-0         | 0    | 4        | 4   | 4   | 1   | 2   | 0   | 0   | 1   | 7    | 10.3  |      |
| BOISE ST.       | 01/13/21 | 28 | 4-14 | 286   | 0-6 | 0-0        | 0-0 | 0-0         | 0    | 2        | 4   | 1   | 1   | 2   | 1   | 2   | 1   | 8    | 10.0  |      |
| at Air Force    | 01/16/21 | 27 | 2-5  | 400   | 2-5 | 400        | 0-0 | 0-0         | 0    | 3        | 3   | 4   | 0   | 1   | 2   | 0   | 0   | 6    | 9.6   |      |
| at Air Force    | 01/18/21 | 29 | 4-7  | 571   | 2-4 | 500        | 3-4 | 750         | 0    | 3        | 3   | 9   | 1   | 1   | 1   | 1   | 1   | 13   | 9.9   |      |
| NEVADA          | 01/22/21 | 27 | 5-8  | 625   | 3-6 | 500        | 2-2 | 1,000       | 3    | 4        | 7   | 4   | 2   | 1   | 0   | 1   | 1   | 15   | 10.3  |      |
| NEVADA          | 01/24/21 | 19 | 4-9  | 444   | 2-6 | 333        | 1-1 | 1,000       | 1    | 1        | 2   | 4   | 0   | 2   | 1   | 1   | 0   | 11   | 10.4  |      |
| <b>Totals</b>   |          | 11 | 335  | 45-92 | 489 | 22-51      | 431 | 23-31       | 742  | 13       | 39  | 52  | 4.0 | 25  | 10  | 9   | 6   | 6    | 135   | 10.4 |

Games played: 13  
Minutes/game: 25.8  
Points/game: 10.4  
FG Pct: 48.9  
3FG Pct: 43.1  
FT Pct: 74.2

Rebounds/game: 4.0  
Assists/game: 0.8  
Turnovers/game: 0.7  
Assist/turnover ratio: 1.1  
Steals/game: 0.5  
Blocks/game: 0.5

### Season & Career Highs

#### Season Highs

Points 21 vs. Incarnate Word, 12-2-20  
FG Made 6 twice, last at Oregon State, 12-6-20  
3FG Made 3 three times, last vs. Nevada, 1-22-21  
FT Made 6 vs. Incarnate Word, 12-2-20  
Rebounds 7 twice, last vs. Nevada, 1-22-21  
Assists 2 three times, last vs. Boise State, 1-13-21  
Blocks 2 vs. Boise State, 1-13-21  
Steals 2 vs. Fresno State, 1-2-21  
Minutes 30 twice, last at Air Force, 1-18-21

#### Career Highs

Points 21 vs. Incarnate Word, 12-2-20  
FG Made 6, three times, last at Oregon State, 12-6-20  
3FG Made 4 vs. Utah State, 3-6-20  
FT Made 6 vs. Incarnate Word, 12-2-20  
Rebounds 8 vs. Nebraska Wesleyan, 12-28-19  
Assists 4 twice, last vs. Nebraska Wesleyan, 12-28-19  
Blocks 2 vs. Boise State, 1-13-21  
Steals 2 three times, last vs. Fresno State, 1-2-21  
Minutes 34 at Nevada, 1-14-20

#### Double-Figure Scoring Games

Season 7  
Career 12

#### Double-Figure Rebounding Games

Season 0  
Career 0

#### Twenty-Point Scoring Games

Season 1  
Career 1

#### Double-Double Games

Season 0  
Career 0

### Career Statistics

| Season       | gp    | gs        | min/avg | Total |        | 3 Point |       | F-Throws |      | Rebounds |     |     |     | pts | avg |     |     |     |     |      |
|--------------|-------|-----------|---------|-------|--------|---------|-------|----------|------|----------|-----|-----|-----|-----|-----|-----|-----|-----|-----|------|
|              |       |           |         | fg    | fga    | fg%     | 3fg   | 3fga     | 3fg% | ft       | fta | ft% | off |     |     | def | tot | avg |     |      |
| 2019-20      | 32-6  | 668(20.6) | 65-161  | 342   | 21-86  | 244     | 22-32 | 688      | 9    | 71       | 80  | 2.5 | 49  | 2   | 36  | 28  | 3   | 13  | 153 | 4.8  |
| 2020-21      | 13-11 | 335(25.8) | 45-92   | 489   | 22-51  | 431     | 23-31 | 742      | 13   | 39       | 52  | 4.0 | 25  | 0   | 10  | 9   | 6   | 6   | 135 | 10.4 |
| <b>TOTAL</b> | 45-17 | 993(22.1) | 100-253 | 395   | 43-137 | 314     | 45-63 | 714      | 22   | 110      | 132 | 2.9 | 74  | 2   | 46  | 37  | 9   | 19  | 288 | 6.4  |



**#55 John Grigsby**  
 Freshman  Forward  6-9  215  
 Louisville, Colo. (Park Center HS)

**2020-21 Averages**

| PTS | REB | AST | FG%  | 3FG% | FT% | MIN |
|-----|-----|-----|------|------|-----|-----|
| 0.0 | 0.0 | 0.0 | .000 | .000 | --- | 1.5 |

**Notable**

- A native of Colorado, but played senior season in Minnesota
- Averaged 12.5 points and five rebounds as a senior
- Shot 52 percent from beyond the arc at Park Center

**2020-21 Game-by-Game Statistics**

#55 GRIGSBY, John

| Opponent         | Date     | gs  | min | Total |      | 3-Pointers |      | Free throws |      | Rebounds |     | pf | a | fto | blk | stl | pts | avg |
|------------------|----------|-----|-----|-------|------|------------|------|-------------|------|----------|-----|----|---|-----|-----|-----|-----|-----|
|                  |          |     |     | fg    | fga  | fga        | fga  | fta         | fta  | off      | def |    |   |     |     |     |     |     |
| MISSISSIPPI VAL  | 11/28/20 | 2   | 0-0 | .000  | 0-0  | .000       | 0-0  | .000        | 0    | 0        | 0   | 0  | 0 | 0   | 0   | 0   | 0   | 0.0 |
| at Fresno State  | 01/02/21 | dnp | -   | -     | -    | -          | -    | -           | -    | -        | -   | -  | - | -   | -   | -   | -   | -   |
| at Fresno State  | 01/04/21 | dnp | -   | -     | -    | -          | -    | -           | -    | -        | -   | -  | - | -   | -   | -   | -   | -   |
| at Air Force     | 01/18/21 | 2   | 0-1 | .000  | 0-1  | .000       | 0-0  | .000        | 0    | 0        | 0   | 0  | 0 | 0   | 0   | 0   | 0   | 0.0 |
| at San Diego St. | 01/30/21 | 0   | 0-0 | .000  | 0-0  | .000       | 0-0  | .000        | 0    | 0        | 0   | 0  | 0 | 0   | 0   | 0   | 0   | 0.0 |
| Totals           |          | 0   | 4   | 0-1   | .000 | 0-1        | .000 | 0-0         | .000 | 0        | 0   | 0  | 0 | 0   | 0   | 0   | 0   | 0.0 |

Games played: 3  
 Minutes/game: 1.3  
 FG Pct: 0.0  
 3FG Pct: 0.0

**Season & Career Highs**

**Season Highs**

Points N/A  
 FG Made N/A  
 3FG Made N/A  
 FT Made N/A  
 Rebounds N/A  
 Assists N/A  
 Blocks N/A  
 Steals N/A  
 Minutes 2 twice, last at Air Force, 1-18-21

**Career Highs**

Points N/A  
 FG Made N/A  
 3FG Made N/A  
 FT Made N/A  
 Rebounds N/A  
 Assists N/A  
 Blocks N/A  
 Steals N/A  
 Minutes 2 twice, last at Air Force, 1-18-21

**Double-Figure Scoring Games**

Season 0  
 Career 0

**Double-Figure Rebounding Games**

Season 0  
 Career 0

**Twenty-Point Scoring Games**


Season 0  
 Career 0

**Double-Double Games**

Season 0  
 Career 0

**Career Statistics**

| Season  | gp  | gs   | min | Total |     | 3-Point |     | F-Throws |     | Rebounds |     | pf | fo | ast | to | blk | stl | Scoring |     |
|---------|-----|------|-----|-------|-----|---------|-----|----------|-----|----------|-----|----|----|-----|----|-----|-----|---------|-----|
|         |     |      |     | fg    | fga | fga     | fga | fta      | fta | off      | def |    |    |     |    |     |     | tot     | avg |
| 2020-21 | 3-0 | 41.3 | 0-1 | .000  | 0-1 | .000    | 0-0 | .000     | 0   | 0        | 0   | 0  | 0  | 0   | 0  | 0   | 0   | 0       | 0.0 |
| TOTAL   | 3-0 | 41.3 | 0-1 | .000  | 0-1 | .000    | 0-0 | .000     | 0   | 0        | 0   | 0  | 0  | 0   | 0  | 0   | 0   | 0       | 0.0 |



**#33 Graham Ike**  
 Freshman  Forward  6-9  245  
 Aurora, Colo. (Overland HS)

**2020-21 Averages**

| PTS | REB | AST | FG%  | 3FG% | FT%  | MIN  |
|-----|-----|-----|------|------|------|------|
| 9.7 | 5.2 | 0.8 | .558 | .000 | .588 | 21.4 |

**Notable**

- Grabbed career-high nine rebounds against Colorado State
- Scored 18 points against Nevada
- First game action since Dec. 5, 2019 a game in high school

**2020-21 Game-by-Game Statistics**

#33 IKE, Graham

| Opponent         | Date     | gs   | min  | Total |      | 3-Pointers |      | Free throws |      | Rebounds |     | pf | a | fto | blk | stl | pts | avg |     |     |
|------------------|----------|------|------|-------|------|------------|------|-------------|------|----------|-----|----|---|-----|-----|-----|-----|-----|-----|-----|
|                  |          |      |      | fg    | fga  | fga        | fga  | fta         | fta  | off      | def |    |   |     |     |     |     |     | tot | avg |
| MISSISSIPPI VAL  | 11/28/20 | 2    | 0-2  | .000  | 0-0  | .000       | 0-0  | .000        | 0    | 3        | 3   | 3  | 0 | 1   | 4   | 0   | 1   | 0   | 0.0 |     |
| NEVADA           | 01/24/21 | 22   | 7-10 | .700  | 0-0  | .000       | 4-7  | .571        | 3    | 3        | 6   | 4  | 5 | 1   | 0   | 1   | 2   | 18  | 9.0 |     |
| at San Diego St. | 01/28/21 | 21   | 4-8  | .500  | 0-0  | .000       | 2-2  | 1.000       | 1    | 5        | 6   | 5  | 2 | 0   | 1   | 0   | 0   | 10  | 9.3 |     |
| at San Diego St. | 01/30/21 | 25   | 3-6  | .500  | 0-1  | .000       | 3-4  | .750        | 1    | 2        | 3   | 4  | 4 | 0   | 2   | 0   | 1   | 9   | 9.3 |     |
| COLORADO ST.     | 02/04/21 | 25   | 4-6  | .667  | 0-0  | .000       | 0-1  | .000        | 1    | 3        | 4   | 4  | 2 | 1   | 3   | 1   | 0   | 8   | 9.0 |     |
| COLORADO ST.     | 02/06/21 | * 26 | 6-11 | .545  | 0-0  | .000       | 1-3  | .333        | 3    | 6        | 9   | 5  | 2 | 3   | 2   | 4   | 0   | 13  | 9.7 |     |
| Totals           |          | 1    | 128  | 24-43 | .558 | 0-1        | .000 | 10-17       | .588 | 9        | 22  | 31 | 5 | 2   | 5   | 14  | 2   | 4   | 58  | 9.7 |

Games played: 6  
 Minutes/game: 21.3  
 Points/game: 9.7  
 FG Pct: 55.8  
 3FG Pct: 0.0  
 FT Pct: 58.8

Rebounds/game: 5.2  
 Assists/game: 0.8  
 Turnovers/game: 2.3  
 Assist/turnover ratio: 0.4  
 Steals/game: 0.7  
 Blocks/game: 0.3

**Season & Career Highs**

**Season Highs**

Points 18 vs. Nevada, 1-24-21  
 FG Made 7 vs. Nevada, 1-24-21  
 3FG Made N/A  
 FT Made 4 vs. Nevada, 1-24-21  
 Rebounds 9 vs. Colorado State, 2-6-21  
 Assists 2 vs. Colorado State, 2-6-21  
 Blocks 1 twice, last vs. Colorado State, 2-4-21  
 Steals 2 vs. Nevada, 1-24-21  
 Minutes 26 vs. Colorado State, 2-6-21

**Career Highs**

Points 18 vs. Nevada, 1-24-21  
 FG Made 7 vs. Nevada, 1-24-21  
 3FG Made N/A  
 FT Made 4 vs. Nevada, 1-24-21  
 Rebounds 9 vs. Colorado State, 2-6-21  
 Assists 2 vs. Colorado State, 2-6-21  
 Blocks 1 twice, last vs. Colorado State, 2-4-21  
 Steals 2 vs. Nevada, 1-24-21  
 Minutes 26 vs. Colorado State, 2-6-21

**Double-Figure Scoring Games**

Season 3  
 Career 3

**Double-Figure Rebounding Games**

Season 0  
 Career 0

**Twenty-Point Scoring Games**

Season 0  
 Career 0

**Double-Double Games**

Season 0  
 Career 0

**Career Statistics**

| Season  | gp  | gs       | min   | Total |     | 3-Point |       | F-Throws |     | Rebounds |     | pf | fo | ast | to | blk | stl | Scoring |     |     |     |
|---------|-----|----------|-------|-------|-----|---------|-------|----------|-----|----------|-----|----|----|-----|----|-----|-----|---------|-----|-----|-----|
|         |     |          |       | fg    | fga | fga     | fga   | fta      | fta | off      | def |    |    |     |    |     |     | tot     | avg | pts | avg |
| 2020-21 | 6-1 | 128/21.3 | 24-43 | .558  | 0-1 | .000    | 10-17 | .588     | 9   | 22       | 31  | 5  | 2  | 21  | 2  | 5   | 14  | 2       | 4   | 58  | 9.7 |
| TOTAL   | 6-1 | 128/21.3 | 24-43 | .558  | 0-1 | .000    | 10-17 | .588     | 9   | 22       | 31  | 5  | 2  | 21  | 2  | 5   | 14  | 2       | 4   | 58  | 9.7 |



## #0 Drake Jeffries

Junior □ Guard □ 6-5 □ 185  
Mattoon, Ill. (Indian Hills CC)

### 2020-21 Averages

| PTS | REB | AST | FG%  | 3FG% | FT%  | MIN  |
|-----|-----|-----|------|------|------|------|
| 7.0 | 3.1 | 0.7 | .356 | .352 | .846 | 22.8 |

### Notable

- He scored 19 points and had eight rebounds in debut against MVSU
- Scored 13 points against Colorado State
- Tied for team lead with 38 triples

### 2020-21 Game-by-Game Statistics

#00 JEFFRIES, Drake

| Opponent         | Date     | gs | min | Total | fg     | fga  | pc%    | 3fg  | 3fga  | pc% | ft | fta | pc% | reb | pf | a  | to | bik | stl | pts  | avg |
|------------------|----------|----|-----|-------|--------|------|--------|------|-------|-----|----|-----|-----|-----|----|----|----|-----|-----|------|-----|
| MISSISSIPPI VAL  | 11/28/20 | *  | 35  | 6-15  | 400    | 6-15 | .400   | 1-1  | 1,000 | 1   | 7  | 8   | 8.0 | 1   | 2  | 0  | 0  | 2   | 19  | 19.0 |     |
| TEXAS SOUTHERN   | 11/30/20 | *  | 37  | 2-10  | 200    | 2-8  | .250   | 0-0  | .000  | 2   | 6  | 8   | 8.0 | 0   | 0  | 0  | 0  | 0   | 6   | 12.5 |     |
| INCARNATE WORD   | 12/02/20 | *  | 18  | 1-3   | 333    | 1-3  | .333   | 0-0  | .000  | 0   | 1  | 1   | 5.7 | 2   | 0  | 1  | 1  | 0   | 3   | 9.3  |     |
| at Oregon St.    | 12/06/20 | *  | 8   | 0-1   | .000   | 0-1  | .000   | 0-0  | .000  | 0   | 0  | 0   | 4.3 | 1   | 0  | 0  | 0  | 0   | 0   | 0    | 7.0 |
| DENVER           | 12/09/20 |    | 15  | 2-3   | 667    | 1-2  | .500   | 0-0  | .000  | 2   | 1  | 3   | 4.0 | 1   | 0  | 0  | 0  | 1   | 5   | 6.6  |     |
| at Utah Valley   | 12/12/20 |    | 33  | 6-9   | 667    | 6-8  | .750   | 3-4  | 750   | 0   | 3  | 3   | 3.8 | 1   | 0  | 0  | 1  | 2   | 21  | 9.0  |     |
| OMAHA            | 12/17/20 |    | 25  | 6-14  | 429    | 5-12 | .417   | 2-2  | 1,000 | 0   | 3  | 3   | 2.7 | 2   | 0  | 0  | 1  | 10  | 19  | 10.4 |     |
| at Fresno State  | 01/02/21 |    | 27  | 1-4   | 250    | 1-4  | .250   | 0-0  | .000  | 0   | 2  | 2   | 3.5 | 2   | 1  | 0  | 0  | 1   | 3   | 9.5  |     |
| at Fresno State  | 01/04/21 |    | 28  | 2-6   | 333    | 2-5  | .400   | 0-0  | .000  | 0   | 1  | 1   | 3.2 | 0   | 1  | 0  | 0  | 1   | 6   | 9.1  |     |
| BOISE ST         | 01/11/21 |    | 19  | 0-1   | .000   | 0-1  | .000   | 0-0  | .000  | 0   | 1  | 1   | 3.0 | 1   | 1  | 0  | 1  | 1   | 0   | 8.2  |     |
| BOISE ST.        | 01/13/21 |    | 27  | 2-5   | 400    | 1-4  | .250   | 0-0  | .000  | 0   | 4  | 4   | 3.1 | 1   | 2  | 1  | 0  | 0   | 0   | 7.9  |     |
| at Air Force     | 01/16/21 |    | 20  | 3-5   | 600    | 3-5  | .600   | 0-0  | .000  | 0   | 2  | 2   | 3.0 | 1   | 1  | 2  | 0  | 0   | 0   | 9.8  |     |
| at Air Force     | 01/18/21 |    | 20  | 4-8   | 500    | 4-8  | .500   | 0-0  | .000  | 0   | 4  | 4   | 3.1 | 0   | 2  | 0  | 0  | 0   | 12  | 8.3  |     |
| NEVADA           | 01/22/21 |    | 10  | 0-2   | .000   | 0-2  | .000   | 0-0  | .000  | 0   | 1  | 1   | 2.9 | 1   | 0  | 0  | 0  | 0   | 0   | 7.7  |     |
| NEVADA           | 01/24/21 |    | 21  | 0-5   | .000   | 0-5  | .000   | 0-0  | .000  | 0   | 7  | 7   | 3.2 | 1   | 2  | 0  | 0  | 0   | 0   | 7.2  |     |
| at San Diego St. | 01/28/21 |    | 22  | 1-7   | 143    | 1-7  | .143   | 1-2  | 500   | 0   | 4  | 4   | 3.3 | 0   | 1  | 2  | 0  | 0   | 4   | 7.0  |     |
| at San Diego St. | 01/30/21 |    | 18  | 2-6   | 333    | 2-6  | .333   | 0-0  | .000  | 0   | 1  | 1   | 3.1 | 1   | 1  | 0  | 0  | 0   | 6   | 6.9  |     |
| COLORADO ST.     | 02/04/21 |    | 18  | 1-7   | 143    | 0-5  | .000   | 0-0  | .000  | 0   | 2  | 2   | 3.1 | 1   | 0  | 0  | 0  | 1   | 2   | 6.7  |     |
| COLORADO ST.     | 02/06/21 |    | 33  | 3-7   | 429    | 3-7  | .429   | 4-4  | 1,000 | 0   | 3  | 3   | 3.1 | 1   | 0  | 1  | 0  | 1   | 0   | 13   | 7.0 |
| Totals           |          |    | 4   | 434   | 42-118 | 356  | 38-108 | .352 | 11-13 | 846 | 5  | 53  | 58  | 3.1 | 18 | 14 | 7  | 4   | 9   | 133  | 7.0 |

Games played: 19  
Minutes/game: 22.8  
Points/game: 7.0  
FG Pct: 35.6  
3FG Pct: 35.2  
FT Pct: 84.6

Rebounds/game: 3.1  
Assists/game: 0.7  
Turnovers/game: 0.4  
Assist/turnover ratio: 2.0  
Steals/game: 0.5  
Blocks/game: 0.2

### Season & Career Highs

#### Season Highs

- Points 21 at Utah Valley, 12-12-20
- FG Made 6 three times, last vs. Omaha, 12-17-20
- 3FG Made 6 twice, last at Utah Valley, 12-12-20
- FT Made 4 vs. Colorado State, 2-6-21
- Rebounds 8 twice, last vs. Texas Southern, 11-30-20
- Assists 2 four times, last vs. Nevada, 1-24-21
- Blocks 1 four times, last vs. Boise State, 1-11-21
- Steals 2 at Utah Valley, 12-12-20
- Minutes 37 vs. Texas Southern, 11-30-20

#### Career Highs

- Points 21 at Utah Valley, 12-12-20
- FG Made 6 three times, last vs. Omaha, 12-17-20
- 3FG Made 6 twice, last at Utah Valley, 12-12-20
- FT Made 4 vs. Colorado State, 2-6-21
- Rebounds 8 twice, last vs. Texas Southern, 11-30-20
- Assists 2 three times, last vs. Nevada, 1-24-21
- Blocks 1 four times, last vs. Boise State, 1-11-21
- Steals 2 at Utah Valley, 12-12-20
- Minutes 37 vs. Texas Southern, 11-30-20

#### Double-Figure Scoring Games

|        |   |
|--------|---|
| Season | 5 |
| Career | 5 |

#### Double-Figure Rebounding Games

|        |   |
|--------|---|
| Season | 0 |
| Career | 0 |

#### Twenty-Point Scoring Games

|        |   |
|--------|---|
| Season | 1 |
| Career | 1 |

#### Double-Double Games

|        |   |
|--------|---|
| Season | 0 |
| Career | 0 |

### Career Statistics

| Season  | gp   | gs  | min  | avg | Total  | fg  | fga    | pc%  | 3-Point | fg  | fga | pc% | F-Throws | ft  | fta | pc% | Rebounds | off | def | tot | avg | pf  | fo | ast | to | bik | stl | pts | avg |
|---------|------|-----|------|-----|--------|-----|--------|------|---------|-----|-----|-----|----------|-----|-----|-----|----------|-----|-----|-----|-----|-----|----|-----|----|-----|-----|-----|-----|
| 2020-21 | 19-4 | 434 | 22.8 |     | 42-118 | 356 | 38-108 | .352 | 11-13   | 846 | 5   | 53  | 58       | 3.1 | 18  | 0   | 14       | 7   | 4   | 9   | 133 | 7.0 |    |     |    |     |     |     |     |
| TOTAL   | 19-4 | 434 | 22.8 |     | 42-118 | 356 | 38-108 | .352 | 11-13   | 846 | 5   | 53  | 58       | 3.1 | 18  | 0   | 14       | 7   | 4   | 9   | 133 | 7.0 |    |     |    |     |     |     |     |



## #20 Terrin Dickey

Freshman □ Forward □ 6-7 □ 185  
Albuquerque, N.M. (Volcano Vista)

### 2020-21 Averages

| PTS | REB | AST | FG% | 3FG% | FT% | MIN |
|-----|-----|-----|-----|------|-----|-----|
| 0.0 | 0.0 | 0.0 | --- | ---  | --- | 0.4 |

### Notable

- Appeared in first career contest at San Diego State
- Added to the Roster at Semester Break
- All-Metro and All-District pick in high school at Volcano Vista

### 2020-21 Game-by-Game Statistics

#20 DICKEY, Terrin

| Opponent         | Date     | gs | min | Total | fg   | fga  | pc%  | 3-Pointers | fg   | fga  | pc%  | Free throws | ft   | fta | pc% | Rebounds | off | def | tot | avg | pf | a | to | bik | stl | pts | avg |
|------------------|----------|----|-----|-------|------|------|------|------------|------|------|------|-------------|------|-----|-----|----------|-----|-----|-----|-----|----|---|----|-----|-----|-----|-----|
| at Fresno State  | 01/02/21 |    | dnp |       |      |      |      |            |      |      |      |             |      |     |     |          |     |     |     |     |    |   |    |     |     |     |     |
| at Fresno State  | 01/04/21 |    | dnp |       |      |      |      |            |      |      |      |             |      |     |     |          |     |     |     |     |    |   |    |     |     |     |     |
| at San Diego St. | 01/30/21 |    | 0   | 0-0   | .000 | 0-0  | .000 | 0-0        | .000 | 0-0  | .000 | 0-0         | .000 | 0   | 0   | 0        | 0   | 0   | 0   | 0   | 0  | 0 | 0  | 0   | 0   | 0   | 0.0 |
| Totals           |          |    | 0   | 0     | 0-0  | .000 | 0-0  | .000       | 0-0  | .000 | 0-0  | .000        | 0    | 0   | 0   | 0        | 0   | 0   | 0   | 0   | 0  | 0 | 0  | 0   | 0   | 0   | 0.0 |

Games played: 1

### Season & Career Highs

#### Season Highs

- Points N/A
- FG Made N/A
- 3FG Made N/A
- FT Made N/A
- Rebounds N/A
- Assists N/A
- Blocks N/A
- Steals N/A
- Minutes 1 at San Diego State, 1-30-21

#### Career Highs

- Points N/A
- FG Made N/A
- 3FG Made N/A
- FT Made N/A
- Rebounds N/A
- Assists N/A
- Blocks N/A
- Steals N/A
- Minutes 1 at San Diego State, 1-30-21

#### Double-Figure Scoring Games

|        |   |
|--------|---|
| Season | 0 |
| Career | 0 |

#### Double-Figure Rebounding Games

|        |   |
|--------|---|
| Season | 0 |
| Career | 0 |

#### Twenty-Point Scoring Games

|        |   |
|--------|---|
| Season | 0 |
| Career | 0 |

#### Double-Double Games

|        |   |
|--------|---|
| Season | 0 |
| Career | 0 |

### Career Statistics

| Season  | gp  | gs  | min | avg | Total | fg   | fga | pc%  | 3-Point | fg   | fga | pc%  | F-Throws | ft | fta | pc% | Rebounds | off | def | tot | avg | pf | fo | ast | to | bik | stl | pts | avg |
|---------|-----|-----|-----|-----|-------|------|-----|------|---------|------|-----|------|----------|----|-----|-----|----------|-----|-----|-----|-----|----|----|-----|----|-----|-----|-----|-----|
| 2020-21 | 1-0 | 0.0 | 0.0 |     | 0-0   | .000 | 0-0 | .000 | 0-0     | .000 | 0-0 | .000 | 0        | 0  | 0   | 0.0 | 0        | 0   | 0   | 0.0 | 0   | 0  | 0  | 0   | 0  | 0   | 0   | 0.0 |     |
| TOTAL   | 1-0 | 0.0 | 0.0 |     | 0-0   | .000 | 0-0 | .000 | 0-0     | .000 | 0-0 | .000 | 0        | 0  | 0   | 0.0 | 0        | 0   | 0   | 0.0 | 0   | 0  | 0  | 0   | 0  | 0   | 0   | 0.0 |     |





## #24 Hunter Maldonado

Junior □ Guard □ 6-7 □ 200  
Colorado Springs, Colo.

### 2020-21 Averages

| PTS  | REB | AST | FG%  | 3FG% | FT%  | MIN  |
|------|-----|-----|------|------|------|------|
| 12.2 | 6.1 | 4.6 | .398 | .196 | .705 | 35.3 |

### Notable

- Reached 1,000 career points against Colorado State
- Scored season-high 30 points against Utah Valley
- Leads team in rebounds and assists

### 2020-21 Game-by-Game Statistics

#24 MALDONADO, Hunter

| Opponent         | Date     | gs | min | Total |        | 3-Pointers |       | Free throws |        | Rebounds |     |     | pf  | a   | t/bk | stl | pts | avg |      |      |      |
|------------------|----------|----|-----|-------|--------|------------|-------|-------------|--------|----------|-----|-----|-----|-----|------|-----|-----|-----|------|------|------|
|                  |          |    |     | fg    | fga    | fga        | fga   | pc          | off    | def      | tot | avg |     |     |      |     |     |     |      |      |      |
| MISSISSIPPI VAL  | 11/28/20 | *  | 32  | 3-8   | 375    | 0-1        | 0.00  | 4-4         | 1.000  | 1        | 6   | 7   | 7.0 | 2   | 8    | 3   | 0   | 1   | 10   | 10.0 |      |
| TEXAS SOUTHERN   | 11/30/20 | *  | 37  | 4-12  | 333    | 0-1        | 0.00  | 10-13       | .769   | 1        | 4   | 5   | 6.0 | 4   | 5    | 3   | 2   | 0   | 18   | 14.0 |      |
| INCARNATE WORD   | 12/02/20 | *  | 39  | 3-10  | 300    | 1-2        | .500  | 7-10        | .700   | 3        | 4   | 7   | 6.3 | 2   | 8    | 1   | 0   | 3   | 14   | 14.0 |      |
| at Oregon St.    | 12/06/20 | *  | 40  | 3-10  | 300    | 0-2        | .000  | 1-5         | .200   | 0        | 5   | 5   | 6.0 | 3   | 5    | 3   | 0   | 3   | 7    | 12.3 |      |
| DENVER           | 12/09/20 | *  | 37  | 5-14  | 357    | 1-5        | .200  | 3-4         | .750   | 2        | 7   | 9   | 6.6 | 1   | 6    | 2   | 0   | 0   | 14   | 12.6 |      |
| at Utah Valley   | 12/12/20 | *  | 34  | 12-23 | 522    | 1-4        | .250  | 5-8         | .625   | 3        | 4   | 7   | 6.7 | 3   | 8    | 3   | 0   | 2   | 30   | 15.3 |      |
| OMAHA            | 12/17/20 | *  | 37  | 3-9   | 333    | 1-2        | .500  | 7-10        | .700   | 2        | 10  | 12  | 7.4 | 3   | 8    | 2   | 1   | 1   | 14   | 15.3 |      |
| at Fresno State  | 01/02/21 | *  | 37  | 2-7   | 286    | 1-4        | .250  | 8-9         | .889   | 2        | 2   | 4   | 7.0 | 5   | 5    | 8   | 0   | 2   | 13   | 15.0 |      |
| at Fresno State  | 01/04/21 | *  | 39  | 4-11  | 364    | 0-2        | .000  | 3-3         | 1.000  | 2        | 0   | 2   | 6.4 | 4   | 2    | 2   | 0   | 1   | 11   | 14.6 |      |
| BOISE ST.        | 01/11/21 | *  | 36  | 5-13  | 385    | 0-2        | .000  | 0-0         | .000   | 1        | 3   | 4   | 6.2 | 4   | 1    | 4   | 0   | 1   | 10   | 14.1 |      |
| BOISE ST.        | 01/13/21 | *  | 35  | 6-11  | 545    | 2-4        | .500  | 3-4         | .750   | 2        | 7   | 9   | 6.5 | 4   | 3    | 4   | 0   | 0   | 17   | 14.4 |      |
| at Air Force     | 01/16/21 | *  | 38  | 7-10  | 700    | 0-0        | .000  | 0-3         | .000   | 2        | 5   | 7   | 6.5 | 3   | 4    | 3   | 1   | 0   | 14   | 14.3 |      |
| at Air Force     | 01/18/21 | *  | 27  | 3-6   | 500    | 2-3        | .667  | 3-4         | .750   | 0        | 6   | 6   | 6.5 | 2   | 4    | 2   | 0   | 0   | 11   | 14.1 |      |
| NEVADA           | 01/22/21 | *  | 34  | 3-9   | 333    | 1-4        | .250  | 1-2         | .500   | 0        | 5   | 5   | 6.4 | 2   | 5    | 2   | 2   | 1   | 8    | 13.6 |      |
| NEVADA           | 01/24/21 | *  | 27  | 3-7   | 429    | 0-3        | .000  | 2-3         | .667   | 2        | 5   | 7   | 6.4 | 4   | 4    | 2   | 0   | 1   | 8    | 13.3 |      |
| at San Diego St. | 01/28/21 | *  | 33  | 0-4   | 200    | 0-3        | .000  | 6-6         | 1.000  | 0        | 3   | 3   | 6.2 | 2   | 3    | 3   | 0   | 0   | 6    | 12.8 |      |
| at San Diego St. | 01/30/21 | *  | 35  | 0-3   | 200    | 0-3        | .000  | 4-7         | .571   | 0        | 4   | 4   | 6.1 | 3   | 4    | 2   | 0   | 1   | 4    | 12.3 |      |
| COLORADO ST.     | 02/04/21 | *  | 38  | 5-11  | 455    | 0-4        | .000  | 4-6         | .667   | 2        | 4   | 6   | 6.1 | 2   | 4    | 0   | 0   | 1   | 14   | 12.4 |      |
| COLORADO ST.     | 02/06/21 | *  | 36  | 3-8   | 375    | 0-2        | .000  | 3-4         | .750   | 0        | 6   | 6   | 6.1 | 3   | 0    | 1   | 0   | 9   | 12.2 |      |      |
| Totals           |          |    | 19  | 671   | 74-186 | 398        | 10-51 | .196        | 74-105 | .705     | 25  | 90  | 115 | 6.1 | 36   | 87  | 50  | 6   | 18   | 232  | 12.2 |

Games played: 19  
Minutes/game: 35.3  
Points/game: 12.2  
FG Pct: 39.8  
3FG Pct: 19.6  
FT Pct: 70.5

Rebounds/game: 6.1  
Assists/game: 4.6  
Turnovers/game: 2.6  
Assist/turnover ratio: 1.7  
Steals/game: 0.9  
Blocks/game: 0.3

### Season & Career Highs

#### Season Highs

Points 30 at Utah Valley, 12-12-20  
FG Made 12 at Utah Valley, 12-12-20  
3FG Made 2 vs. Boise State, 1-13-21  
FT Made 10 vs. Texas Southern, 11-30-20  
Rebounds 12 vs. Omaha, 12-17-20  
Assists 8 three times, last vs. Omaha, 12-17-20  
Blocks 2 twice, last vs. Nevada, 1-22-21  
Steals 3 twice, last at Oregon State, 12-6-20  
Minutes 40 at Oregon State, 12-6-20

#### Career Highs

Points 32 vs. Idaho State, 11-5-19  
FG Made 12 twice, last at Utah Valley, 12-12-20  
3FG Made 4 twice, last at Colorado State, 1-4-20  
FT Made 10, three times, last vs. Texas Southern, 11-30-20  
Rebounds 15 vs. Niagara, 11-16-18  
Assists 10 at Nevada, 1-14-20  
Blocks 2 eight times, last vs. Nevada, 1-22-21  
Steals 4 vs. Colorado State, 2-15-20  
Minutes 44 twice, last vs. UNLV, 1-11-20

#### Double-Figure Scoring Games

Season 13  
Career 52

#### Double-Figure Rebounding Games

Season 1  
Career 5

#### Twenty-Point Scoring Games

Season 1  
Career 9

#### Double-Double Games

Season 1  
Career 5

### Career Statistics

| Season  | gp    | gs         | min     | avg | Total  |     | 3-Point |     | F.Throws |     | Rebounds |     |     | pf | fo  | ast | to | blk | stl  | Scoring |     |
|---------|-------|------------|---------|-----|--------|-----|---------|-----|----------|-----|----------|-----|-----|----|-----|-----|----|-----|------|---------|-----|
|         |       |            |         |     | fg     | fga | fga     | fga | pc       | off | def      | tot | avg |    |     |     |    |     |      | pts     | avg |
| 2017-18 | 29-19 | 615(21.2)  | 50-129  | 388 | 17-56  | 304 | 36-49   | 736 | 12       | 51  | 63       | 2.2 | 57  | 1  | 41  | 29  | 5  | 26  | 153  | 5.3     |     |
| 2018-19 | 8-5   | 260(32.5)  | 42-100  | 420 | 11-33  | 333 | 15-24   | 625 | 12       | 42  | 54       | 6.8 | 21  | 1  | 18  | 16  | 4  | 9   | 110  | 13.8    |     |
| 2019-20 | 33-33 | 1163(35.3) | 183-434 | 422 | 36-122 | 295 | 121-171 | 708 | 14       | 178 | 192      | 5.8 | 102 | 3  | 132 | 100 | 17 | 41  | 523  | 15.8    |     |
| 2020-21 | 19-19 | 671(35.3)  | 74-186  | 398 | 10-51  | 196 | 74-105  | 705 | 25       | 90  | 115      | 6.1 | 56  | 1  | 87  | 50  | 6  | 18  | 232  | 12.2    |     |
| TOTAL   | 89-76 | 2711(30.5) | 349-849 | 411 | 74-262 | 282 | 246-349 | 705 | 63       | 361 | 424      | 4.8 | 236 | 6  | 278 | 195 | 32 | 96  | 1018 | 11.4    |     |



## #3 Kwane Marble II

Sophomore □ Guard □ 6-6 □ 195  
Denver, Colo. (East HS)

### 2020-21 Averages

| PTS | REB | AST | FG%  | 3FG% | FT%  | MIN  |
|-----|-----|-----|------|------|------|------|
| 9.9 | 4.2 | 1.5 | .470 | .325 | .719 | 22.5 |

### Notable

- Scored season-high 17 points against Omaha
- Tied a career-high with nine rebounds at SDSU
- Recorded a season-high three steals against Colorado State

### 2020-21 Game-by-Game Statistics

#03 MARBLE, Kwane

| Opponent         | Date     | gs | min  | Total  |     | 3-Pointers |      | Free throws |      | Rebounds |     |     | pf  | a  | t/bk | stl | pts | avg |      |
|------------------|----------|----|------|--------|-----|------------|------|-------------|------|----------|-----|-----|-----|----|------|-----|-----|-----|------|
|                  |          |    |      | fg     | fga | fga        | fga  | pc          | off  | def      | tot | avg |     |    |      |     |     |     |      |
| INCARNATE WORD   | 12/02/20 | 19 | 4-7  | 571    | 1-2 | .500       | 3-5  | .600        | 2    | 4        | 6   | 6.0 | 4   | 1  | 4    | 0   | 0   | 12  | 12.0 |
| at Oregon St.    | 12/06/20 | 13 | 1-4  | 250    | 0-1 | .000       | 2-2  | 1.000       | 0    | 1        | 1   | 3.5 | 1   | 1  | 2    | 0   | 0   | 4   | 6.0  |
| DENVER           | 12/09/20 | 5  | 1-2  | 500    | 0-0 | .000       | 1-2  | .500        | 1    | 1        | 2   | 3.0 | 2   | 1  | 1    | 0   | 0   | 3   | 6.3  |
| at Utah Valley   | 12/12/20 | 14 | 1-2  | 500    | 0-0 | .000       | 3-3  | 1.000       | 0    | 0        | 0   | 2.3 | 1   | 3  | 0    | 0   | 1   | 5   | 6.0  |
| OMAHA            | 12/17/20 | 25 | 6-10 | 600    | 1-1 | 1.000      | 4-7  | .571        | 3    | 2        | 5   | 2.8 | 0   | 1  | 0    | 0   | 1   | 17  | 8.2  |
| at Fresno State  | 01/02/21 | 21 | 2-5  | 400    | 0-1 | .000       | 4-6  | .667        | 0    | 5        | 5   | 3.2 | 4   | 2  | 1    | 0   | 2   | 8   | 8.2  |
| at Fresno State  | 01/04/21 | 31 | 7-10 | 700    | 0-0 | .000       | 0-1  | .000        | 3    | 4        | 7   | 3.7 | 0   | 0  | 1    | 0   | 0   | 14  | 9.0  |
| BOISE ST.        | 01/11/21 | 11 | 3-6  | 500    | 0-1 | .000       | 3-4  | .750        | 0    | 2        | 2   | 3.1 | 2   | 1  | 2    | 0   | 0   | 11  | 9.0  |
| BOISE ST.        | 01/13/21 | 27 | 4-10 | 400    | 2-2 | 1.000      | 0-0  | .000        | 3    | 2        | 5   | 3.3 | 4   | 2  | 1    | 0   | 1   | 10  | 9.1  |
| at Air Force     | 01/16/21 | 22 | 3-7  | 429    | 1-4 | .250       | 1-2  | .500        | 3    | 4        | 7   | 3.7 | 0   | 0  | 1    | 0   | 1   | 8   | 9.0  |
| at Air Force     | 01/18/21 | 27 | 3-5  | 600    | 0-1 | .000       | 3-3  | 1.000       | 3    | 2        | 5   | 3.8 | 4   | 2  | 3    | 0   | 1   | 9   | 9.0  |
| NEVADA           | 01/22/21 | 27 | 4-7  | 571    | 2-3 | .667       | 5-6  | .833        | 0    | 4        | 4   | 3.8 | 2   | 1  | 2    | 0   | 2   | 15  | 9.5  |
| NEVADA           | 01/24/21 | 27 | 4-7  | 571    | 2-4 | .500       | 3-6  | .500        | 2    | 5        | 7   | 4.1 | 3   | 2  | 3    | 0   | 1   | 13  | 9.8  |
| at San Diego St. | 01/28/21 | 25 | 5-11 | 455    | 3-7 | .429       | 2-2  | 1.000       | 2    | 7        | 9   | 4.4 | 3   | 1  | 2    | 0   | 2   | 15  | 10.1 |
| at San Diego St. | 01/30/21 | 33 | 2-10 | 200    | 0-5 | .000       | 7-9  | .778        | 1    | 1        | 2   | 4.3 | 2   | 3  | 1    | 0   | 1   | 10  | 10.2 |
| COLORADO ST.     | 02/04/21 | 30 | 3-9  | 333    | 0-4 | .000       | 4-4  | 1.000       | 2    | 4        | 6   | 4.4 | 3   | 3  | 3    | 0   | 2   | 10  | 10.2 |
| COLORADO ST.     | 02/06/21 | 28 | 2-5  | 400    | 1-4 | .250       | 1-2  | .500        | 1    | 1        | 2   | 4.2 | 0   | 2  | 0    | 0   | 3   | 6   | 9.9  |
| Totals           |          | 9  | 385  | 55-117 | 470 | 13-40      | .325 | 46-64       | .719 | 26       | 46  | 72  | 4.2 | 36 | 26   | 6   | 18  | 169 | 9.9  |

Games played: 17  
Minutes/game: 22.6  
Points/game: 9.9  
FG Pct: 47.0  
3FG Pct: 32.5  
FT Pct: 71.9

Rebounds/game: 4.2  
Assists/game: 1.5  
Turnovers/game: 1.5  
Assist/turnover ratio: 1.0  
Steals/game: 1.1

### Season & Career Highs

#### Season Highs

Points 17 vs. Omaha, 12-17-20  
FG Made 6 vs. Omaha, 12-17-20  
3FG Made 3 at San Diego State, 1-28-21  
FT Made 7 at San Diego State, 1-30-21  
Rebounds 9 at San Diego State, 1-28-21  
Assists 3 three times, last vs. Colorado State, 2-4-21  
Blocks N/A  
Steals 3 vs. Colorado State, 2-6-21  
Minutes 33 at San Diego State, 1-30-21

#### Career Highs

Points 24 vs. Nevada, 3-5-20  
FG Made 9 vs. Nevada, 3-5-20  
3FG Made 4 vs. Colorado State, 3-4-20  
FT Made 9 vs. UNLV, 1-11-20  
Rebounds 9 twice, last at San Diego State, 1-28-21  
Assists 4 vs. Utah State, 1-28-20  
Blocks 2 vs. Colorado State, 2-15-20  
Steals 4 vs. Boise State, 2-4-20  
Minutes 38 vs. Colorado State, 3-4-20

#### Double-Figure Scoring Games

Season 9  
Career 20

#### Double-Figure Rebounding Games

Season 0  
Career 0

#### Twenty-Point Scoring Games

Season 0  
Career 2

#### Double-Double Games

Season 0  
Career 0

### Career Statistics

| Season | gp | gs | min | avg |
|--------|----|----|-----|-----|
|--------|----|----|-----|-----|



## #11 Eoin Nelson

Sophomore □ Forward □ 6-10 □ 225  
Dublin, Ireland (Oreto JC)

### 2020-21 Averages

| PTS | REB | AST | FG%  | 3FG% | FT%  | MIN  |
|-----|-----|-----|------|------|------|------|
| 3.6 | 3.6 | 0.0 | .579 | ---  | .500 | 10.8 |

### Notable

- A native of Ireland. Only international player on Pokes roster
- Shot 58 percent from field last season at Otero
- One of two players from Ireland in NCAA Division I

### 2020-21 Game-by-Game Statistics

#11 NELSON, Eoin

| Opponent        | Date     | gp  | min | Total |      | 3-Pointers |      | Free throws |      | Rebounds |     |     | pf  | a  | t/bk | stl | pts | avg |     |
|-----------------|----------|-----|-----|-------|------|------------|------|-------------|------|----------|-----|-----|-----|----|------|-----|-----|-----|-----|
|                 |          |     |     | fg    | fga  | fga        | pct  | ft          | fta  | pct      | off | def |     |    |      |     |     |     | tot |
| MISSISSIPPI VAL | 11/28/20 | 9   | 4-5 | .800  | 0-0  | .000       | 1-2  | .500        | 2    | 1        | 3   | 3.0 | 1   | 0  | 1    | 0   | 0   | 9   | 9.0 |
| TEXAS SOUTHERN  | 11/30/20 | 9   | 1-2 | .500  | 0-0  | .000       | 2-3  | .667        | 1    | 2        | 3   | 3.0 | 1   | 0  | 0    | 0   | 1   | 4   | 6.5 |
| INCARNATE WORD  | 12/02/20 | 9   | 1-2 | .500  | 0-0  | .000       | 0-0  | .000        | 2    | 3        | 5   | 3.7 | 1   | 0  | 0    | 0   | 2   | 5.0 |     |
| at Oregon St.   | 12/06/20 | 13  | 0-1 | .000  | 0-0  | .000       | 0-0  | .000        | 2    | 3        | 5   | 4.0 | 0   | 0  | 1    | 0   | 0   | 3.8 |     |
| DENVER          | 12/09/20 | 12  | 0-1 | .000  | 0-0  | .000       | 0-0  | .000        | 1    | 1        | 2   | 3.5 | 2   | 0  | 1    | 0   | 1   | 3.0 |     |
| at Utah Valley  | 12/12/20 | 16  | 3-3 | 1.000 | 0-0  | .000       | 0-1  | .000        | 1    | 2        | 3   | 3.5 | 4   | 0  | 1    | 0   | 6   | 3.5 |     |
| OMAHA           | 12/17/20 | 10  | 2-5 | .400  | 0-0  | .000       | 0-0  | .000        | 2    | 2        | 4   | 3.6 | 3   | 0  | 1    | 0   | 4   | 3.6 |     |
| at Fresno State | 01/02/21 | dnp | -   | -     | -    | -          | -    | -           | -    | -        | -   | -   | -   | -  | -    | -   | -   | -   |     |
| at Fresno State | 01/04/21 | dnp | -   | -     | -    | -          | -    | -           | -    | -        | -   | -   | -   | -  | -    | -   | -   | -   |     |
| Totals          |          | 0   | 78  | 11-19 | .579 | 0-0        | .000 | 3-6         | .500 | 11       | 14  | 25  | 3.6 | 12 | 0    | 5   | 0   | 2   | 3.6 |

Games played: 7  
Minutes/game: 11.1  
Points/game: 3.6  
FG Pct: 57.9  
FT Pct: 50.0

Rebounds/game: 3.6  
Turnovers/game: 0.7  
Steals/game: 0.3

### Season & Career Highs

#### Season Highs

Points 9 vs. Miss. Valley State, 11-28-20  
FG Made 4 vs. Miss. Valley State, 11-28-20  
3FG Made N/A  
FT Made 1 vs. Miss. Valley State, 11-28-20  
Rebounds 5 twice, last at Oregon State, 12-6-20  
Assists N/A  
Blocks N/A  
Steals 1 twice, last vs. Denver, 12-9-20  
Minutes 16 at Utah Valley, 12-12-20

#### Career Highs

Points 9 vs. Miss. Valley State, 11-28-20  
FG Made 4 vs. Miss. Valley State, 11-28-20  
3FG Made N/A  
FT Made 1 vs. Miss. Valley State, 11-28-20  
Rebounds 5 twice, last at Oregon State, 12-6-20  
Assists N/A  
Blocks N/A  
Steals 1 twice, last vs. Denver, 12-9-20  
Minutes 16 at Utah Valley, 12-12-20

#### Double-Figure Scoring Games

Season 0  
Career 0

#### Double-Figure Rebounding Games

Season 0  
Career 0

#### Twenty-Point Scoring Games

Season 0  
Career 0

#### Double-Double Games

Season 0  
Career 0

### Career Statistics

| Season  | gp  | gs | min  | Total |      | 3-Point |      | F-Throws |      | Rebounds |     |     | pf  | fo | ast | to | blk | stl | pts | avg |
|---------|-----|----|------|-------|------|---------|------|----------|------|----------|-----|-----|-----|----|-----|----|-----|-----|-----|-----|
|         |     |    |      | fg    | fga  | pct     | ft   | fta      | pct  | off      | def | tot |     |    |     |    |     |     |     |     |
| 2020-21 | 7-0 | 78 | 11.1 | 11-19 | .579 | 0-0     | .000 | 3-6      | .500 | 11       | 14  | 25  | 3.6 | 12 | 0   | 5  | 0   | 2   | 25  | 3.6 |
| TOTAL   | 7-0 | 78 | 11.1 | 11-19 | .579 | 0-0     | .000 | 3-6      | .500 | 11       | 14  | 25  | 3.6 | 12 | 0   | 5  | 0   | 2   | 25  | 3.6 |



## #25 Jeremiah Oden

Freshman □ Forward □ 6-8 □ 180  
Chicago, Ill. (Sunrise Christian Prep)

### 2020-21 Averages

| PTS | REB | AST | FG%  | 3FG% | FT%  | MIN  |
|-----|-----|-----|------|------|------|------|
| 4.7 | 3.0 | 0.5 | .400 | .241 | .857 | 15.8 |

### Notable

- Recorded double-double against Texas Southern
- Three-Star recruit according to Rivals.com
- Scored career-high 15 points at Oregon State

### 2020-21 Game-by-Game Statistics

#25 ODEN, Jeremiah

| Opponent         | Date     | gp   | min  | Total |      | 3-Pointers |      | Free throws |     | Rebounds |     |     | pf | a | t/bk | stl | pts | avg |     |     |
|------------------|----------|------|------|-------|------|------------|------|-------------|-----|----------|-----|-----|----|---|------|-----|-----|-----|-----|-----|
|                  |          |      |      | fg    | fga  | pct        | ft   | fta         | pct | off      | def | tot |    |   |      |     |     |     | avg |     |
| MISSISSIPPI VAL  | 11/28/20 | * 26 | 2-5  | .400  | 0-2  | .000       | 1-1  | 1.000       | 0   | 5        | 5   | 5.0 | 1  | 2 | 2    | 0   | 1   | 5   | 5.0 |     |
| TEXAS SOUTHERN   | 11/30/20 | * 33 | 4-6  | .667  | 1-2  | .500       | 1-1  | 1.000       | 2   | 9        | 11  | 8.0 | 4  | 1 | 1    | 1   | 1   | 10  | 7.5 |     |
| INCARNATE WORD   | 12/02/20 | * 19 | 2-8  | .250  | 0-2  | .000       | 0-0  | .000        | 0   | 4        | 4   | 6.7 | 1  | 0 | 0    | 1   | 0   | 4   | 6.3 |     |
| at Oregon St.    | 12/06/20 | * 24 | 7-10 | .700  | 1-3  | .333       | 0-2  | .000        | 1   | 3        | 4   | 6.0 | 3  | 1 | 1    | 0   | 1   | 15  | 8.5 |     |
| DENVER           | 12/09/20 | * 19 | 2-6  | .333  | 0-3  | .000       | 1-2  | .500        | 2   | 3        | 5   | 5.8 | 1  | 0 | 2    | 3   | 2   | 5   | 7.8 |     |
| at Utah Valley   | 12/12/20 | * 7  | 1-1  | 1.000 | 0-0  | .000       | 0-0  | .000        | 0   | 1        | 1   | 5.0 | 3  | 0 | 0    | 0   | 0   | 2   | 6.8 |     |
| OMAHA            | 12/17/20 | * 14 | 0-1  | .000  | 0-0  | .000       | 0-0  | .000        | 1   | 3        | 4   | 4.3 | 3  | 1 | 2    | 0   | 0   | 0   | 5.9 |     |
| at Fresno State  | 01/02/21 | * 29 | 3-7  | .429  | 1-3  | .333       | 4-4  | 1.000       | 1   | 3        | 4   | 4.8 | 3  | 3 | 0    | 0   | 0   | 11  | 6.5 |     |
| at Fresno State  | 01/04/21 | * 20 | 1-7  | .143  | 0-2  | .000       | 2-2  | 1.000       | 0   | 2        | 2   | 4.4 | 4  | 0 | 1    | 0   | 0   | 4   | 6.2 |     |
| BOISE ST.        | 01/11/21 | * 19 | 1-7  | .143  | 1-3  | .333       | 0-0  | .000        | 1   | 2        | 3   | 4.3 | 3  | 0 | 0    | 1   | 0   | 3   | 5.9 |     |
| BOISE ST.        | 01/13/21 | * 27 | 3-10 | .300  | 0-3  | .000       | 2-2  | 1.000       | 1   | 0        | 1   | 3.0 | 0  | 0 | 1    | 0   | 0   | 8   | 6.3 |     |
| at Air Force     | 01/16/21 | 6    | 0-0  | .000  | 0-0  | .000       | 0-0  | .000        | 0   | 2        | 2   | 4.1 | 1  | 0 | 0    | 0   | 0   | 0   | 5.8 |     |
| at Air Force     | 01/18/21 | 9    | 0-1  | .000  | 0-0  | .000       | 0-0  | .000        | 0   | 1        | 1   | 3.8 | 4  | 0 | 0    | 0   | 0   | 1   | 0   | 5.3 |
| NEVADA           | 01/22/21 | 5    | 0-2  | .000  | 0-1  | .000       | 0-0  | .000        | 1   | 1        | 2   | 3.7 | 0  | 0 | 0    | 1   | 1   | 0   | 4.9 |     |
| NEVADA           | 01/24/21 | 4    | 1-1  | 1.000 | 0-0  | .000       | 0-0  | .000        | 0   | 0        | 0   | 3.5 | 1  | 0 | 0    | 0   | 0   | 2   | 4.7 |     |
| at San Diego St. | 01/28/21 | 9    | 2-2  | 1.000 | 1-1  | 1.000      | 0-0  | .000        | 0   | 0        | 0   | 3.2 | 2  | 0 | 0    | 0   | 0   | 5   | 4.8 |     |
| at San Diego St. | 01/30/21 | 17   | 3-5  | .600  | 2-3  | .667       | 3-3  | 1.000       | 1   | 1        | 2   | 3.2 | 4  | 0 | 0    | 0   | 0   | 11  | 5.1 |     |
| COLORADO ST.     | 02/04/21 | 7    | 0-1  | .000  | 0-1  | .000       | 0-0  | .000        | 2   | 0        | 2   | 3.1 | 1  | 0 | 1    | 0   | 0   | 0   | 4.8 |     |
| COLORADO ST.     | 02/08/21 | 4    | 0-0  | .000  | 0-0  | .000       | 2-2  | 1.000       | 1   | 0        | 1   | 3.0 | 0  | 0 | 1    | 0   | 0   | 2   | 4.7 |     |
| Totals           |          | 11   | 298  | 32-80 | .400 | 7-29       | .241 | .857        | 14  | 43       | 57  | 3.0 | 43 | 9 | 12   | 8   | 7   | 89  | 4.7 |     |

Games played: 19  
Minutes/game: 15.7  
Points/game: 4.7  
FG Pct: 40.0  
3FG Pct: 24.1  
FT Pct: 85.7

Rebounds/game: 3.0  
Assists/game: 0.5  
Turnovers/game: 0.6  
Assist/turnover ratio: 0.8  
Steals/game: 0.4  
Blocks/game: 0.4

### Season & Career Highs

#### Season Highs

Points 15 at Oregon State, 12-6-20  
FG Made 7 at Oregon State, 12-6-20  
3FG Made 2 at San Diego State, 1-30-21  
FT Made 4 twice, last vs. Boise State, 1-13-21  
Rebounds 11 vs. Texas Southern, 11-30-20  
Assists 3 vs. Fresno State, 1-2-21  
Blocks 3 vs. Denver, 12-9-20  
Steals 2 vs. Denver, 12-9-20  
Minutes 33 vs. Texas Southern, 11-30-20

#### Career Highs

Points 15 at Oregon State, 12-6-20  
FG Made 7 at Oregon State, 12-6-20  
3FG Made 2 at San Diego State, 1-30-21  
FT Made 4 twice, last vs. Boise State, 1-13-21  
Rebounds 11 vs. Texas Southern, 11-30-20  
Assists 3 vs. Fresno State, 1-2-21  
Blocks 3 vs. Denver, 12-9-20  
Steals 2 vs. Denver, 12-9-20  
Minutes 33 vs. Texas Southern, 11-30-20

#### Double-Figure Scoring Games

Season 5  
Career 5

#### Double-Figure Rebounding Games

Season 1  
Career 1

#### Twenty-Point Scoring Games


Season 0  
Career 0

#### Double-Double Games

Season 1  
Career 1

### Career Statistics

| Season  | gp    | gs  | min  | Total |      | 3-Point |      | F-Throws |      | Rebounds |     |     | pf  | fo | ast | to | blk | stl | pts | avg |     |
|---------|-------|-----|------|-------|------|---------|------|----------|------|----------|-----|-----|-----|----|-----|----|-----|-----|-----|-----|-----|
|         |       |     |      | fg    | fga  | pct     | ft   | fta      | pct  | off      | def | tot |     |    |     |    |     |     |     |     | avg |
| 2020-21 | 19-11 | 298 | 15.7 | 32-80 | .400 | 7-29    | .241 | 18-21    | .857 | 14       | 43  | 57  | 3.0 | 43 | 0   | 9  | 12  | 8   | 7   | 89  | 4.7 |
| TOTAL   | 19-11 | 298 | 15.7 | 32-80 | .400 | 7-29    | .241 | 18-21    | .857 | 14       | 43  | 57  | 3.0 | 43 | 0   | 9  | 12  | 8   | 7   | 89  | 4.7 |



## #10 Hunter Thompson

Junior □ Forward □ 6-10 □ 235  
Pine Bluffs, Wyo. (Pine Bluffs)

### 2020-21 Averages

| PTS | REB | AST | FG%  | 3FG% | FT%  | MIN  |
|-----|-----|-----|------|------|------|------|
| 6.4 | 3.8 | 0.9 | .423 | .329 | .714 | 23.8 |

### Notable

- Tied a career-high with 25 points in season opener
- Tied a career-high with seven threes against Fresno State
- Grabbed season high 10 rebounds at Air Force on Jan. 18

### 2020-21 Game-by-Game Statistics

#10 THOMPSON, Hunter

| Opponent         | Date     | gs  | min   | Total |       | 3-Pointers |       | Free throws |      | Rebounds |     |     | pf  | a  | t/bk | stl | pts | avg |      |      |
|------------------|----------|-----|-------|-------|-------|------------|-------|-------------|------|----------|-----|-----|-----|----|------|-----|-----|-----|------|------|
|                  |          |     |       | fg    | fga   | fga        | pct   | ft          | fta  | off      | def | tot |     |    |      |     |     |     | avg  |      |
| MISSISSIPPI VAL  | 11/28/20 | *   | 26    | 9-13  | 692   | 5-7        | .714  | 2-2         | 1000 | 2        | 4   | 6   | 6.0 | 4  | 0    | 1   | 1   | 25  | 25.0 |      |
| TEXAS SOUTHERN   | 11/30/20 | *   | 18    | 3-4   | 750   | 0-1        | .000  | 1-2         | 500  | 1        | 2   | 3   | 4.5 | 5  | 1    | 1   | 1   | 7   | 16.0 |      |
| INCARNATE WORD   | 12/02/20 | *   | 34    | 9-7   | 429   | 1-5        | .200  | 0-0         | 000  | 1        | 5   | 6   | 5.0 | 2  | 1    | 2   | 0   | 1   | 17   | 18.5 |
| at Oregon St.    | 12/06/20 | *   | 26    | 2-5   | 400   | 1-3        | .333  | 1-2         | 500  | 2        | 3   | 5   | 5.0 | 3  | 0    | 1   | 3   | 0   | 11.3 |      |
| DENVER           | 12/09/20 | *   | 18    | 1-3   | 333   | 0-2        | .000  | 1-1         | 1000 | 0        | 2   | 2   | 4.4 | 5  | 1    | 1   | 0   | 1   | 3    | 9.6  |
| at Utah Valley   | 12/12/20 | 24  | 2-4   | 500   | 2-4   | .500       | 0-0   | 000         | 0    | 1        | 1   | 3.8 | 4   | 0  | 0    | 0   | 1   | 6   | 9.0  |      |
| OMAHA            | 12/17/20 | *   | 30    | 4-11  | 364   | 2-9        | .222  | 0-0         | 000  | 1        | 2   | 3   | 3.7 | 5  | 1    | 0   | 0   | 10  | 9.1  |      |
| at Fresno State  | 01/02/21 | *   | 22    | 7-8   | 875   | 7-8        | .875  | 1-1         | 1000 | 0        | 3   | 3   | 3.6 | 5  | 1    | 0   | 2   | 1   | 22   | 10.8 |
| at Fresno State  | 01/04/21 | *   | 27    | 1-4   | 250   | 0-2        | .000  | 0-0         | 000  | 0        | 4   | 4   | 3.7 | 3  | 0    | 2   | 0   | 2   | 9.8  |      |
| BOISE ST.        | 01/11/21 | *   | 34    | 1-6   | 167   | 1-5        | .200  | 2-2         | 1000 | 0        | 3   | 3   | 3.6 | 1  | 1    | 0   | 0   | 5   | 9.3  |      |
| at Air Force     | 01/18/21 | *   | 27    | 0-6   | 333   | 0-3        | .000  | 0-0         | 000  | 3        | 6   | 9   | 4.1 | 2  | 1    | 0   | 1   | 0   | 4    | 8.8  |
| at Air Force     | 01/18/21 | *   | 32    | 1-2   | 500   | 1-2        | .500  | 0-0         | 000  | 3        | 7   | 10  | 4.6 | 2  | 2    | 1   | 0   | 0   | 3    | 8.3  |
| NEVADA           | 01/22/21 | *   | 28    | 2-8   | 250   | 2-8        | .250  | 0-0         | 000  | 1        | 4   | 5   | 4.6 | 5  | 2    | 0   | 0   | 2   | 6    | 8.2  |
| NEVADA           | 01/24/21 | *   | 18    | 0-3   | 000   | 0-3        | .000  | 0-0         | 000  | 0        | 2   | 2   | 4.4 | 5  | 3    | 0   | 1   | 0   | 7.6  |      |
| at San Diego St. | 01/28/21 | *   | 19    | 1-6   | 167   | 0-5        | .000  | 0-0         | 000  | 2        | 1   | 3   | 4.3 | 1  | 1    | 0   | 1   | 0   | 7.2  |      |
| at San Diego St. | 01/30/21 | *   | 15    | 0-1   | 000   | 0-1        | .000  | 1-2         | 500  | 1        | 1   | 2   | 4.2 | 3  | 1    | 0   | 0   | 1   | 6.8  |      |
| COLORADO ST.     | 02/04/21 | *   | 15    | 1-3   | 333   | 1-3        | .333  | 1-2         | 500  | 0        | 1   | 1   | 4.0 | 2  | 0    | 1   | 0   | 4   | 6.6  |      |
| COLORADO ST.     | 02/06/21 | *   | 15    | 1-3   | 333   | 1-2        | .500  | 0-0         | 000  | 0        | 0   | 0   | 3.8 | 3  | 0    | 2   | 0   | 2   | 6.4  |      |
| Totals           | 17       | 428 | 41-97 | 423   | 24-73 | .329       | 10-14 | .714        | 17   | 51       | 68  | 3.8 | 60  | 16 | 12   | 10  | 10  | 116 | 6.4  |      |

Games played: 18  
Minutes/game: 23.8  
Points/game: 6.4  
FG Pct: 42.3  
3FG Pct: 32.9  
FT Pct: 71.4

Rebounds/game: 3.8  
Assists/game: 0.9  
Turnovers/game: 0.7  
Assist/turnover ratio: 1.3  
Steals/game: 0.6  
Blocks/game: 0.6

### Season & Career Highs

- Season Highs**  
Points 25 vs. Miss. Valley State, 11-28-20  
FG Made 9 vs. Miss. Valley State, 11-28-20  
3FG Made 7 at Fresno State, 1-2-21  
FT Made 2 twice, last vs. Boise State, 1-11-21  
Rebounds 10 at Air Force, 1-18-21  
Assists 3 vs. Nevada, 1-24-21  
Blocks 3 at Oregon State, 12-6-20  
Steals 2 vs. Colorado State, 2-6-21  
Minutes 34 twice, last vs. Boise State, 1-11-21

- Career Highs**  
Points 25, twice last vs. vs. Miss. Valley State, 11-28-20  
FG Made 9 vs. Miss. Valley State, 11-28-20  
3FG Made 7 twice, last at Fresno State, 1-2-21  
FT Made 6 twice, last vs. Nevada 3-5-20  
Rebounds 10 twice, last at Air Force, 1-18-21  
Assists 3 four times, last vs. Nevada, 1-24-21  
Blocks 4 vs. Fresno State, 2-27-19  
Steals 2 twice, last vs. Colorado State, 2-6-21  
Minutes 37 twice, last vs. Louisiana, 11-21-19

#### Double-Figure Scoring Games

|        |    |
|--------|----|
| Season | 3  |
| Career | 21 |

#### Double-Figure Rebounding Games

|        |   |
|--------|---|
| Season | 0 |
| Career | 1 |

#### Twenty-Point Scoring Games

|        |   |
|--------|---|
| Season | 2 |
| Career | 4 |

#### Double-Double Games

|        |   |
|--------|---|
| Season | 0 |
| Career | 1 |

### Career Statistics

| Season  | gp | gs | min  | avg  | Total   |     | 3-Point |     | F-Throws |     | Rebounds |     |     | pf  | fo  | ast | to | blk | stl | pts | avg |     |
|---------|----|----|------|------|---------|-----|---------|-----|----------|-----|----------|-----|-----|-----|-----|-----|----|-----|-----|-----|-----|-----|
|         |    |    |      |      | fg      | fga | fga     | pct | ft       | fta | off      | def | tot |     |     |     |    |     |     |     |     | avg |
| 2018-19 | 27 | 22 | 760  | 28.1 | 79-185  | 427 | 39-104  | 375 | 41-58    | 707 | 6        | 72  | 78  | 2.9 | 93  | 5   | 22 | 45  | 14  | 6   | 238 | 8.8 |
| 2019-20 | 26 | 23 | 688  | 26.4 | 72-180  | 400 | 35-106  | 330 | 33-46    | 717 | 18       | 88  | 106 | 4.1 | 75  | 3   | 23 | 39  | 13  | 5   | 212 | 8.2 |
| 2020-21 | 18 | 17 | 428  | 23.8 | 41-97   | 423 | 24-73   | 329 | 10-14    | 714 | 17       | 51  | 68  | 3.8 | 60  | 6   | 16 | 12  | 10  | 116 | 6.4 |     |
| TOTAL   | 71 | 62 | 1874 | 26.4 | 192-462 | 416 | 98-283  | 346 | 84-118   | 712 | 41       | 211 | 252 | 3.5 | 228 | 14  | 61 | 96  | 37  | 21  | 566 | 8.0 |



## #1 Marcus Williams

Freshman □ Guard □ 6-2 □ 180  
Dickinson, Texas (Dickinson HS)

### 2020-21 Averages

| PTS  | REB | AST | FG%  | 3FG% | FT%  | MIN  |
|------|-----|-----|------|------|------|------|
| 15.9 | 2.7 | 4.2 | .460 | .330 | .719 | 32.0 |

### Notable

- Scored a career-high 30 points against Denver
- Most points by Uw freshman since 31 by Desmar Jackson in 2010
- Three-Star recruit according to Rivals.com

### 2020-21 Game-by-Game Statistics

#01 WILLIAMS, Marcus

| Opponent         | Date     | gs  | min     | Total |       | 3-Pointers |       | Free throws |      | Rebounds |     |     | pf  | a  | t/bk | stl | pts | avg |      |      |
|------------------|----------|-----|---------|-------|-------|------------|-------|-------------|------|----------|-----|-----|-----|----|------|-----|-----|-----|------|------|
|                  |          |     |         | fg    | fga   | fga        | pct   | ft          | fta  | off      | def | tot |     |    |      |     |     |     | avg  |      |
| MISSISSIPPI VAL  | 11/28/20 | *   | 34      | 8-12  | 607   | 1-3        | .333  | 3-5         | 600  | 0        | 4   | 4   | 4.0 | 1  | 8    | 2   | 1   | 2   | 20   | 20.0 |
| TEXAS SOUTHERN   | 11/30/20 | *   | 34      | 7-14  | 500   | 1-5        | .200  | 2-4         | 500  | 0        | 2   | 2   | 3.0 | 1  | 4    | 3   | 0   | 1   | 17   | 18.5 |
| INCARNATE WORD   | 12/02/20 | *   | 39      | 6-11  | 545   | 0-3        | .000  | 8-9         | 889  | 1        | 4   | 5   | 3.7 | 0  | 6    | 2   | 1   | 3   | 20   | 19.0 |
| at Oregon St.    | 12/06/20 | *   | 20      | 5-11  | 455   | 0-1        | .000  | 1-1         | 1000 | 2        | 3   | 5   | 4.0 | 3  | 5    | 1   | 1   | 1   | 11   | 17.0 |
| DENVER           | 12/09/20 | *   | 35      | 13-20 | 650   | 3-7        | .429  | 1-2         | 500  | 1        | 1   | 2   | 3.6 | 2  | 5    | 4   | 0   | 3   | 30   | 19.6 |
| at Utah Valley   | 12/12/20 | *   | 26      | 3-11  | 273   | 2-4        | .500  | 4-5         | 800  | 0        | 3   | 3   | 3.5 | 4  | 2    | 0   | 1   | 12  | 18.3 |      |
| OMAHA            | 12/17/20 | *   | 32      | 5-9   | 556   | 1-3        | .333  | 4-6         | 667  | 0        | 3   | 3   | 3.4 | 1  | 0    | 3   | 0   | 15  | 17.9 |      |
| at Fresno State  | 01/02/21 | *   | 33      | 4-12  | 333   | 0-5        | .000  | 5-6         | 333  | 0        | 3   | 3   | 3.4 | 1  | 2    | 3   | 0   | 1   | 13   | 17.3 |
| at Fresno State  | 01/04/21 | *   | 33      | 6-16  | 375   | 3-5        | .600  | 5-9         | 556  | 1        | 6   | 7   | 5.9 | 1  | 3    | 1   | 0   | 1   | 20   | 17.6 |
| BOISE ST.        | 01/11/21 | *   | 36      | 5-10  | 500   | 1-2        | .500  | 5-7         | 714  | 0        | 5   | 5   | 3.9 | 1  | 3    | 1   | 0   | 1   | 16   | 17.4 |
| BOISE ST.        | 01/13/21 | *   | 30      | 5-11  | 455   | 1-4        | .250  | 2-2         | 1000 | 0        | 3   | 3   | 3.8 | 2  | 3    | 0   | 0   | 13  | 17.0 |      |
| at Air Force     | 01/18/21 | *   | 36      | 5-11  | 455   | 2-6        | .333  | 3-6         | 500  | 0        | 1   | 1   | 3.6 | 0  | 5    | 0   | 1   | 15  | 16.8 |      |
| at Air Force     | 01/18/21 | *   | 23      | 4-9   | 444   | 2-4        | .500  | 0-1         | 000  | 0        | 0   | 0   | 3.3 | 5  | 3    | 0   | 1   | 10  | 16.3 |      |
| NEVADA           | 01/22/21 | *   | 36      | 3-11  | 273   | 0-5        | .000  | 7-8         | 875  | 0        | 5   | 5   | 3.4 | 4  | 5    | 3   | 0   | 0   | 13   | 16.1 |
| NEVADA           | 01/24/21 | *   | 29      | 7-11  | 636   | 3-4        | .750  | 11-13       | 846  | 0        | 1   | 1   | 3.3 | 4  | 3    | 0   | 0   | 28  | 16.9 |      |
| at San Diego St. | 01/28/21 | *   | 37      | 2-13  | 154   | 2-9        | .222  | 0-0         | 000  | 0        | 1   | 1   | 3.1 | 2  | 5    | 7   | 1   | 6   | 16.2 |      |
| at San Diego St. | 01/30/21 | *   | 33      | 6-10  | 600   | 4-8        | .500  | 2-2         | 1000 | 0        | 0   | 0   | 2.9 | 3  | 6    | 5   | 1   | 2   | 18   | 16.3 |
| COLORADO ST.     | 02/04/21 | *   | 38      | 6-12  | 500   | 4-9        | .444  | 1-2         | 500  | 0        | 2   | 2   | 2.9 | 2  | 6    | 4   | 0   | 1   | 17   | 16.3 |
| COLORADO ST.     | 02/06/21 | *   | 23      | 4-12  | 333   | 0-4        | .000  | 0-1         | 000  | 0        | 0   | 0   | 2.7 | 5  | 4    | 2   | 0   | 1   | 8    | 15.9 |
| Totals           | 18       | 607 | 104-226 | .460  | 30-91 | .330       | 64-89 | .719        | 5    | 47       | 52  | 2.7 | 42  | 80 | 54   | 6   | 20  | 302 | 15.9 |      |

Games played: 19  
Minutes/game: 31.9  
Points/game: 15.9  
FG Pct: 46.0  
3FG Pct: 33.0  
FT Pct: 71.9

Rebounds/game: 2.7  
Assists/game: 4.2  
Turnovers/game: 2.8  
Assist/turnover ratio: 1.5  
Steals/game: 1.1  
Blocks/game: 0.3

### Season & Career Highs

- Season Highs**  
Points 30 vs. Denver, 12-9-20  
FG Made 13 vs. Denver, 12-9-20  
3FG Made 4 vs. Colorado State, 2-4-21  
FT Made 11 vs. Nevada, 1-24-21  
Rebounds 7 at Fresno State, 14-21  
Assists 8 vs. Miss. Valley State, 11-28-20  
Blocks 1 four times, last vs. Boise State, 1-11-21  
Steals 3 twice, last vs. Denver, 12-9-20  
Minutes 39 vs. Incarnate Word, 12-2-20

#### Career Highs

- Points 30 vs. Denver, 12-9-20  
FG Made 13 vs. Denver, 12-9-20  
3FG Made 4 vs. Colorado State, 2-4-21  
FT Made 11 vs. Nevada, 1-24-21  
Rebounds 7 at Fresno State, 14-21  
Assists 8 vs. Miss. Valley State, 11-28-20  
Blocks 1 four times, last vs. Boise State, 1-11-21  
Steals 3 twice, last vs. Denver, 12-9-20  
Minutes 39 vs. Incarnate Word, 12-2-20

#### Double-Figure Scoring Games

|        |    |
|--------|----|
| Season | 17 |
| Career | 17 |

#### Double-Figure Rebounding Games

|        |   |
|--------|---|
| Season | 0 |
| Career | 0 |

#### Twenty-Point Scoring Games

|        |   |
|--------|---|
| Season | 5 |
| Career | 5 |





**Wyoming Cowboy Basketball**  
**Wyoming Combined Team Statistics (as of Feb 08, 2021)**  
**All games**



| RECORD:        | OVERALL | HOME | AWAY | NEUTRAL |
|----------------|---------|------|------|---------|
| ALL GAMES      | 10-9    | 6-5  | 4-4  | 0-0     |
| CONFERENCE     | 4-8     | 2-4  | 2-4  | 0-0     |
| NON-CONFERENCE | 6-1     | 4-1  | 2-0  | 0-0     |

| #              | Player            | gp-gs | min  | avg  | Total    |      | 3-Point |      | F-Throw |       | Rebounds |     |     |      | pf  | dq | a   | to  | blk | stl | pts  | avg  |  |  |   |
|----------------|-------------------|-------|------|------|----------|------|---------|------|---------|-------|----------|-----|-----|------|-----|----|-----|-----|-----|-----|------|------|--|--|---|
|                |                   |       |      |      | fg-fga   | fg%  | 3fg-fga | 3fg% | ft-fga  | ft%   | off      | def | tot | avg  |     |    |     |     |     |     |      |      |  |  |   |
| 01             | WILLIAMS, Marcus  | 19-18 | 607  | 31.9 | 104-226  | .460 | 30-91   | .330 | 64-89   | .719  | 5        | 47  | 52  | 2.7  | 42  | 2  | 80  | 54  | 6   | 20  | 302  | 15.9 |  |  |   |
| 24             | MALDONADO, Hunter | 19-19 | 671  | 35.3 | 74-186   | .398 | 10-51   | .196 | 74-105  | .705  | 25       | 90  | 115 | 6.1  | 56  | 1  | 87  | 50  | 6   | 18  | 232  | 12.2 |  |  |   |
| 22             | FOSTER, Kenny     | 13-11 | 335  | 25.8 | 45-92    | .489 | 22-51   | .431 | 23-31   | .742  | 13       | 39  | 52  | 4.0  | 25  | 0  | 10  | 9   | 6   | 6   | 135  | 10.4 |  |  |   |
| 03             | MARBLE, Kwane     | 17-9  | 385  | 22.6 | 55-117   | .470 | 13-40   | .325 | 46-64   | .719  | 26       | 46  | 72  | 4.2  | 36  | 0  | 26  | 26  | 0   | 18  | 169  | 9.9  |  |  |   |
| 33             | IKE, Graham       | 6-1   | 128  | 21.3 | 24-43    | .558 | 0-1     | .000 | 10-17   | .588  | 9        | 22  | 31  | 5.2  | 21  | 2  | 5   | 14  | 2   | 4   | 58   | 9.7  |  |  |   |
| 53             | DUSELL, Xavier    | 19-5  | 405  | 21.3 | 54-113   | .478 | 38-85   | .447 | 15-21   | .714  | 5        | 24  | 29  | 1.5  | 47  | 1  | 14  | 18  | 0   | 7   | 161  | 8.5  |  |  |   |
| 00             | JEFFRIES, Drake   | 19-4  | 434  | 22.8 | 42-118   | .356 | 38-108  | .352 | 11-13   | .846  | 5        | 53  | 58  | 3.1  | 18  | 0  | 14  | 7   | 4   | 9   | 133  | 7.0  |  |  |   |
| 10             | THOMPSON, Hunter  | 18-17 | 428  | 23.8 | 41-97    | .423 | 24-73   | .329 | 10-14   | .714  | 17       | 51  | 68  | 3.8  | 60  | 6  | 16  | 12  | 10  | 10  | 116  | 6.4  |  |  |   |
| 25             | ODEN, Jeremiah    | 19-11 | 298  | 15.7 | 32-80    | .400 | 7-29    | .241 | 18-21   | .857  | 14       | 43  | 57  | 3.0  | 43  | 0  | 9   | 12  | 8   | 7   | 89   | 4.7  |  |  |   |
| 11             | NELSON, Eoin      | 7-0   | 78   | 11.1 | 11-19    | .579 | 0-0     | .000 | 3-6     | .500  | 11       | 14  | 25  | 3.6  | 12  | 0  | 0   | 5   | 0   | 2   | 25   | 3.6  |  |  |   |
| 02             | LAMONT, Drew      | 5-0   | 52   | 10.4 | 5-10     | .500 | 5-10    | .500 | 2-2     | 1.000 | 0        | 6   | 6   | 1.2  | 5   | 0  | 4   | 0   | 0   | 0   | 17   | 3.4  |  |  |   |
| 20             | DICKEY, Terrin    | 1-0   | 0    | 0.0  | 0-0      | .000 | 0-0     | .000 | 0-0     | .000  | 0        | 0   | 0   | 0.0  | 0   | 0  | 0   | 0   | 0   | 0   | 0    | 0.0  |  |  |   |
| 55             | GRIGSBY, John     | 3-0   | 4    | 1.3  | 0-1      | .000 | 0-1     | .000 | 0-0     | .000  | 0        | 0   | 0   | 0.0  | 0   | 0  | 0   | 0   | 0   | 0   | 0    | 0.0  |  |  |   |
| Team           |                   |       |      |      |          |      |         |      |         |       | 26       | 23  | 49  |      |     |    |     |     |     |     |      |      |  |  | 7 |
| Total.....     |                   | 19    | 3825 |      | 487-1102 | .442 | 187-540 | .346 | 276-383 | .721  | 156      | 458 | 614 | 32.3 | 365 | 12 | 265 | 214 | 42  | 101 | 1437 | 75.6 |  |  |   |
| Opponents..... |                   | 19    | 3825 |      | 531-1104 | .481 | 114-350 | .326 | 281-386 | .728  | 186      | 529 | 715 | 37.6 | 368 | -  | 234 | 248 | 65  | 108 | 1457 | 76.7 |  |  |   |

| TEAM STATISTICS        | WYO      | OPP      | Date                | Opponent         | Score     | Att. |
|------------------------|----------|----------|---------------------|------------------|-----------|------|
| SCORING                | 1437     | 1457     | 11/28/20            | MISSISSIPPI VAL. | W 97-61   | 1216 |
| Points per game        | 75.6     | 76.7     | 11/30/20            | TEXAS SOUTHERN   | L 74-76   | 1066 |
| Scoring margin         | -1.1     | -        | 12/02/20            | INCARNATE WORD   | Wot 94-83 | 1066 |
| FIELD GOALS-ATT        | 487-1102 | 531-1104 | 12/06/20            | at Oregon St.    | W 76-73   | 0    |
| Field goal pct         | .442     | .481     | 12/09/20            | DENVER           | W 83-61   | 736  |
| 3 POINT FG-ATT         | 187-540  | 114-350  | 12/12/20            | at Utah Valley   | W 93-88   | 0    |
| 3-point FG pct         | .346     | .326     | 12/17/20            | OMAHA            | W 82-78   | 0    |
| 3-pt FG made per game  | 9.8      | 6.0      | * 01/02/21          | at Fresno State  | W 78-74   | 0    |
| FREE THROWS-ATT        | 276-383  | 281-386  | * 01/04/21          | at Fresno State  | L 61-81   | 0    |
| Free throw pct         | .721     | .728     | * 01/11/21          | BOISE ST.        | L 60-83   | 0    |
| F-Throws made per game | 14.5     | 14.8     | * 01/13/21          | BOISE ST.        | L 70-90   | 0    |
| REBOUNDS               | 614      | 715      | * 01/16/21          | at Air Force     | L 69-72   | 0    |
| Rebounds per game      | 32.3     | 37.6     | * 01/18/21          | at Air Force     | W 77-58   | 0    |
| Rebounding margin      | -5.3     | -        | * 01/22/21          | NEVADA           | W 71-64   | 0    |
| ASSISTS                | 265      | 234      | * 01/24/21          | NEVADA           | W 93-88   | 0    |
| Assists per game       | 13.9     | 12.3     | * 01/28/21          | at San Diego St. | L 57-87   | 0    |
| TURNOVERS              | 214      | 248      | * 01/30/21          | at San Diego St. | L 71-98   | 0    |
| Turnovers per game     | 11.3     | 13.1     | * 02/04/21          | COLORADO ST.     | L 72-74   | 1807 |
| Turnover margin        | +1.8     | -        | * 02/06/21          | COLORADO ST.     | L 59-68   | 2000 |
| Assist/turnover ratio  | 1.2      | 0.9      |                     |                  |           |      |
| STEALS                 | 101      | 108      | * - Conference game |                  |           |      |
| Steals per game        | 5.3      | 5.7      |                     |                  |           |      |
| BLOCKS                 | 42       | 65       |                     |                  |           |      |
| Blocks per game        | 2.2      | 3.4      |                     |                  |           |      |
| ATTENDANCE             | 7891     | 0        |                     |                  |           |      |
| Home games-Avg/Game    | 11-717   | 8-0      |                     |                  |           |      |
| Neutral site-Avg/Game  | -        | 0-0      |                     |                  |           |      |

| Score by Periods | 1st | 2nd | OT | Totals |
|------------------|-----|-----|----|--------|
| Wyoming          | 693 | 728 | 16 | 1437   |
| Opponents        | 692 | 760 | 5  | 1457   |



**Wyoming Cowboy Basketball**  
**Wyoming Season/Career Statistics (as of Feb 08, 2021)**  
**All games**



SEASON STATISTICS

CAREER STATISTICS

| SUMMARY           | gp-qs | min/g | fg%  | 3fg% | ft%   | r/g | a/g | stl | blk | pts/g | gp-qs | min/g | fg%  | 3fg% | ft%   | r/g | a/g | stl | blk | pts/g |
|-------------------|-------|-------|------|------|-------|-----|-----|-----|-----|-------|-------|-------|------|------|-------|-----|-----|-----|-----|-------|
| WILLIAMS, Marcus  | 19-18 | 31.9  | .460 | .330 | .719  | 2.7 | 4.2 | 20  | 6   | 15.9  | 19-18 | 31.9  | .460 | .330 | .719  | 2.7 | 4.2 | 20  | 6   | 15.9  |
| MALDONADO, Hunter | 19-19 | 35.3  | .398 | .196 | .705  | 6.1 | 4.6 | 18  | 6   | 12.2  | 89-76 | 30.5  | .411 | .282 | .705  | 4.8 | 3.1 | 96  | 32  | 11.4  |
| FOSTER, Kenny     | 13-11 | 25.8  | .489 | .431 | .742  | 4.0 | 0.8 | 6   | 6   | 10.4  | 45-17 | 22.1  | .395 | .314 | .714  | 2.9 | 1.0 | 19  | 9   | 6.4   |
| MARBLE, Kwane     | 17-9  | 22.6  | .470 | .325 | .719  | 4.2 | 1.5 | 18  | 0   | 9.9   | 44-20 | 20.7  | .478 | .344 | .740  | 3.3 | 1.2 | 47  | 6   | 8.9   |
| IKE, Graham       | 6-1   | 21.3  | .558 | .000 | .588  | 5.2 | 0.8 | 4   | 2   | 9.7   | 6-1   | 21.3  | .558 | .000 | .588  | 5.2 | 0.8 | 4   | 2   | 9.7   |
| DUSELL, Xavier    | 19-5  | 21.3  | .478 | .447 | .714  | 1.5 | 0.7 | 7   | 0   | 8.5   | 19-5  | 21.3  | .478 | .447 | .714  | 1.5 | 0.7 | 7   | 0   | 8.5   |
| JEFFRIES, Drake   | 19-4  | 22.8  | .356 | .352 | .846  | 3.1 | 0.7 | 9   | 4   | 7.0   | 19-4  | 22.8  | .356 | .352 | .846  | 3.1 | 0.7 | 9   | 4   | 7.0   |
| THOMPSON, Hunter  | 18-17 | 23.8  | .423 | .329 | .714  | 3.8 | 0.9 | 10  | 10  | 6.4   | 71-62 | 26.4  | .416 | .346 | .712  | 3.5 | 0.9 | 21  | 37  | 8.0   |
| ODEN, Jeremiah    | 19-11 | 15.7  | .400 | .241 | .857  | 3.0 | 0.5 | 7   | 8   | 4.7   | 19-11 | 15.7  | .400 | .241 | .857  | 3.0 | 0.5 | 7   | 8   | 4.7   |
| NELSON, Eoin      | 7-0   | 11.1  | .579 | .000 | .500  | 3.6 | 0.0 | 2   | 0   | 3.6   | 7-0   | 11.1  | .579 | .000 | .500  | 3.6 | 0.0 | 2   | 0   | 3.6   |
| LAMONT, Drew      | 5-0   | 10.4  | .500 | .500 | 1.000 | 1.2 | 0.8 | 0   | 0   | 3.4   | 5-0   | 10.4  | .500 | .500 | 1.000 | 1.2 | 0.8 | 0   | 0   | 3.4   |
| DICKEY, Terrin    | 1-0   | 0.0   | .000 | .000 | .000  | 0.0 | 0.0 | 0   | 0   | 0.0   | 1-0   | 0.0   | .000 | .000 | .000  | 0.0 | 0.0 | 0   | 0   | 0.0   |
| GRIGSBY, John     | 3-0   | 1.3   | .000 | .000 | .000  | 0.0 | 0.0 | 0   | 0   | 0.0   | 3-0   | 1.3   | .000 | .000 | .000  | 0.0 | 0.0 | 0   | 0   | 0.0   |

| SCORING           | fg-fga  | fg%  | 3fg-fga | 3fg% | ft-fa  | ft%   | pts | pts/g | fg-fga  | fg%  | 3fg-fga | 3fg% | ft-fa   | ft%   | pts  | pts/g |
|-------------------|---------|------|---------|------|--------|-------|-----|-------|---------|------|---------|------|---------|-------|------|-------|
| WILLIAMS, Marcus  | 104-226 | .460 | 30-91   | .330 | 64-89  | .719  | 302 | 15.9  | 104-226 | .460 | 30-91   | .330 | 64-89   | .719  | 302  | 15.9  |
| MALDONADO, Hunter | 74-186  | .398 | 10-51   | .196 | 74-105 | .705  | 232 | 12.2  | 349-849 | .411 | 74-262  | .282 | 246-349 | .705  | 1018 | 11.4  |
| FOSTER, Kenny     | 45-92   | .489 | 22-51   | .431 | 23-31  | .742  | 135 | 10.4  | 100-253 | .395 | 43-137  | .314 | 45-63   | .714  | 288  | 6.4   |
| MARBLE, Kwane     | 55-117  | .470 | 13-40   | .325 | 46-64  | .719  | 169 | 9.9   | 131-274 | .478 | 32-93   | .344 | 97-131  | .740  | 391  | 8.9   |
| IKE, Graham       | 24-43   | .558 | 0-1     | .000 | 10-17  | .588  | 58  | 9.7   | 24-43   | .558 | 0-1     | .000 | 10-17   | .588  | 58   | 9.7   |
| DUSELL, Xavier    | 54-113  | .478 | 38-85   | .447 | 15-21  | .714  | 161 | 8.5   | 54-113  | .478 | 38-85   | .447 | 15-21   | .714  | 161  | 8.5   |
| JEFFRIES, Drake   | 42-118  | .356 | 38-108  | .352 | 11-13  | .846  | 133 | 7.0   | 42-118  | .356 | 38-108  | .352 | 11-13   | .846  | 133  | 7.0   |
| THOMPSON, Hunter  | 41-97   | .423 | 24-73   | .329 | 10-14  | .714  | 116 | 6.4   | 192-462 | .416 | 98-283  | .346 | 84-118  | .712  | 566  | 8.0   |
| ODEN, Jeremiah    | 32-80   | .400 | 7-29    | .241 | 18-21  | .857  | 89  | 4.7   | 32-80   | .400 | 7-29    | .241 | 18-21   | .857  | 89   | 4.7   |
| NELSON, Eoin      | 11-19   | .579 | 0-0     | .000 | 3-6    | .500  | 25  | 3.6   | 11-19   | .579 | 0-0     | .000 | 3-6     | .500  | 25   | 3.6   |
| LAMONT, Drew      | 5-10    | .500 | 5-10    | .500 | 2-2    | 1.000 | 17  | 3.4   | 5-10    | .500 | 5-10    | .500 | 2-2     | 1.000 | 17   | 3.4   |
| DICKEY, Terrin    | 0-0     | .000 | 0-0     | .000 | 0-0    | .000  | 0   | 0.0   | 0-0     | .000 | 0-0     | .000 | 0-0     | .000  | 0    | 0.0   |
| GRIGSBY, John     | 0-1     | .000 | 0-1     | .000 | 0-0    | .000  | 0   | 0.0   | 0-1     | .000 | 0-1     | .000 | 0-0     | .000  | 0    | 0.0   |

| TOTALS            | o-reb | d-reb | t-reb | pf | fo | ast | to | a/to | o-reb | d-reb | t-reb | pf  | fo | ast | to  | a/to |
|-------------------|-------|-------|-------|----|----|-----|----|------|-------|-------|-------|-----|----|-----|-----|------|
| WILLIAMS, Marcus  | 5     | 47    | 52    | 42 | 2  | 80  | 54 | 1.5  | 5     | 47    | 52    | 42  | 2  | 80  | 54  | 1.5  |
| MALDONADO, Hunter | 25    | 90    | 115   | 56 | 1  | 87  | 50 | 1.7  | 63    | 361   | 424   | 236 | 6  | 278 | 195 | 1.4  |
| FOSTER, Kenny     | 13    | 39    | 52    | 25 | 0  | 10  | 9  | 1.1  | 22    | 110   | 132   | 74  | 2  | 46  | 37  | 1.2  |
| MARBLE, Kwane     | 26    | 46    | 72    | 36 | 0  | 26  | 26 | 1.0  | 50    | 97    | 147   | 102 | 2  | 54  | 65  | 0.8  |
| IKE, Graham       | 9     | 22    | 31    | 21 | 2  | 5   | 14 | 0.4  | 9     | 22    | 31    | 21  | 2  | 5   | 14  | 0.4  |
| DUSELL, Xavier    | 5     | 24    | 29    | 47 | 1  | 14  | 18 | 0.8  | 5     | 24    | 29    | 47  | 1  | 14  | 18  | 0.8  |
| JEFFRIES, Drake   | 5     | 53    | 58    | 18 | 0  | 14  | 7  | 2.0  | 5     | 53    | 58    | 18  | 0  | 14  | 7   | 2.0  |
| THOMPSON, Hunter  | 17    | 51    | 68    | 60 | 6  | 16  | 12 | 1.3  | 41    | 211   | 252   | 228 | 14 | 61  | 96  | 0.6  |
| ODEN, Jeremiah    | 14    | 43    | 57    | 43 | 0  | 9   | 12 | 0.8  | 14    | 43    | 57    | 43  | 0  | 9   | 12  | 0.8  |
| NELSON, Eoin      | 11    | 14    | 25    | 12 | 0  | 0   | 5  | 0.0  | 11    | 14    | 25    | 12  | 0  | 0   | 5   | 0.0  |
| LAMONT, Drew      | 0     | 6     | 6     | 5  | 0  | 4   | 0  | 0.0  | 0     | 6     | 6     | 5   | 0  | 4   | 0   | 0.0  |
| DICKEY, Terrin    | 0     | 0     | 0     | 0  | 0  | 0   | 0  | 0.0  | 0     | 0     | 0     | 0   | 0  | 0   | 0   | 0.0  |
| GRIGSBY, John     | 0     | 0     | 0     | 0  | 0  | 0   | 0  | 0.0  | 0     | 0     | 0     | 0   | 0  | 0   | 0   | 0.0  |



**Wyoming Cowboy Basketball**  
**Wyoming Combined Team Statistics (as of Feb 08, 2021)**  
**Conference games only**



| <b>RECORD:</b> | <b>OVERALL</b> | <b>HOME</b> | <b>AWAY</b> | <b>NEUTRAL</b> |
|----------------|----------------|-------------|-------------|----------------|
| ALL GAMES      | 4-8            | 2-4         | 2-4         | 0-0            |
| CONFERENCE     | 4-8            | 2-4         | 2-4         | 0-0            |
| NON-CONFERENCE | 0-0            | 0-0         | 0-0         | 0-0            |

| ##             | Player            | gp-gs | min  | avg  | Total   |      | 3-Point |      | F-Throw |       | Rebounds |     |     |      | pf  | dq | a   | to  | blk | stl | pts | avg  |
|----------------|-------------------|-------|------|------|---------|------|---------|------|---------|-------|----------|-----|-----|------|-----|----|-----|-----|-----|-----|-----|------|
|                |                   |       |      |      | fg-fga  | fg%  | 3fg-fga | 3fg% | ft-fa   | ft%   | off      | def | tot | avg  |     |    |     |     |     |     |     |      |
| 01             | WILLIAMS, Marcus  | 12-11 | 387  | 32.2 | 57-138  | .413 | 22-65   | .338 | 41-57   | .719  | 1        | 27  | 28  | 2.3  | 30  | 2  | 48  | 37  | 3   | 9   | 177 | 14.8 |
| 03             | MARBLE, Kwane     | 12-9  | 309  | 25.8 | 42-92   | .457 | 11-36   | .306 | 33-45   | .733  | 20       | 38  | 58  | 4.8  | 28  | 0  | 19  | 19  | 0   | 16  | 128 | 10.7 |
| 24             | MALDONADO, Hunter | 12-12 | 415  | 34.6 | 41-100  | .410 | 6-34    | .176 | 37-51   | .725  | 13       | 50  | 63  | 5.3  | 38  | 1  | 39  | 33  | 3   | 8   | 125 | 10.4 |
| 53             | DUSELL, Xavier    | 12-5  | 287  | 23.9 | 41-80   | .513 | 29-62   | .468 | 10-14   | .714  | 3        | 13  | 16  | 1.3  | 31  | 0  | 10  | 12  | 0   | 3   | 121 | 10.1 |
| 33             | IKE, Graham       | 6-1   | 128  | 21.3 | 24-43   | .558 | 0-1     | .000 | 10-17   | .588  | 9        | 22  | 31  | 5.2  | 21  | 2  | 5   | 14  | 2   | 4   | 58  | 9.7  |
| 22             | FOSTER, Kenny     | 8-8   | 201  | 25.1 | 25-59   | .424 | 11-33   | .333 | 8-10    | .800  | 8        | 24  | 32  | 4.0  | 13  | 0  | 7   | 6   | 4   | 6   | 69  | 8.6  |
| 00             | JEFFRIES, Drake   | 12-0  | 263  | 21.9 | 19-63   | .302 | 17-59   | .288 | 5-6     | .833  | 0        | 32  | 32  | 2.7  | 10  | 0  | 12  | 6   | 1   | 4   | 60  | 5.0  |
| 10             | THOMPSON, Hunter  | 11-10 | 252  | 22.9 | 17-50   | .340 | 13-42   | .310 | 5-7     | .714  | 10       | 32  | 42  | 3.8  | 32  | 3  | 12  | 6   | 5   | 5   | 52  | 4.7  |
| 25             | ODEN, Jeremiah    | 12-4  | 156  | 13.0 | 14-43   | .326 | 5-17    | .294 | 15-15   | 1.000 | 8        | 15  | 23  | 1.9  | 27  | 0  | 4   | 4   | 3   | 2   | 48  | 4.0  |
| 20             | DICKEY, Terrin    | 1-0   | 0    | 0.0  | 0-0     | .000 | 0-0     | .000 | 0-0     | .000  | 0        | 0   | 0   | 0.0  | 0   | 0  | 0   | 0   | 0   | 0   | 0   | 0.0  |
| 55             | GRIGSBY, John     | 2-0   | 2    | 1.0  | 0-1     | .000 | 0-1     | .000 | 0-0     | .000  | 0        | 0   | 0   | 0.0  | 0   | 0  | 0   | 0   | 0   | 0   | 0   | 0.0  |
| Team           |                   |       |      |      |         |      |         |      |         |       | 17       | 11  | 28  |      |     |    | 4   |     |     |     |     |      |
| Total.....     |                   | 12    | 2400 |      | 280-669 | .419 | 114-350 | .326 | 164-222 | .739  | 89       | 264 | 353 | 29.4 | 230 | 8  | 156 | 141 | 21  | 57  | 838 | 69.8 |
| Opponents..... |                   | 12    | 2400 |      | 342-672 | .509 | 73-232  | .315 | 180-239 | .753  | 104      | 341 | 445 | 37.1 | 219 | -  | 150 | 146 | 38  | 71  | 937 | 78.1 |

| TEAM STATISTICS        | WYO     | OPP     | Date                | Opponent         | Score   | Att. |
|------------------------|---------|---------|---------------------|------------------|---------|------|
| SCORING                | 838     | 937     | * 01/02/21          | at Fresno State  | w 78-74 | 0    |
| Points per game        | 69.8    | 78.1    | * 01/04/21          | at Fresno State  | L 61-81 | 0    |
| Scoring margin         | -8.2    | -       | * 01/11/21          | BOISE ST.        | L 60-83 | 0    |
| FIELD GOALS-ATT        | 280-669 | 342-672 | * 01/13/21          | BOISE ST.        | L 70-90 | 0    |
| Field goal pct         | .419    | .509    | * 01/16/21          | at Air Force     | L 69-72 | 0    |
| 3 POINT FG-ATT         | 114-350 | 73-232  | * 01/18/21          | at Air Force     | w 77-58 | 0    |
| 3-point FG pct         | .326    | .315    | * 01/22/21          | NEVADA           | w 71-64 | 0    |
| 3-pt FG made per game  | 9.5     | 6.1     | * 01/24/21          | NEVADA           | w 93-88 | 0    |
| FREE THROWS-ATT        | 164-222 | 180-239 | * 01/28/21          | at San Diego St. | L 57-87 | 0    |
| Free throw pct         | .739    | .753    | * 01/30/21          | at San Diego St. | L 71-98 | 0    |
| F-Throws made per game | 13.7    | 15.0    | * 02/04/21          | COLORADO ST.     | L 72-74 | 1807 |
| REBOUNDS               | 353     | 445     | * 02/06/21          | COLORADO ST.     | L 59-68 | 2000 |
| Rebounds per game      | 29.4    | 37.1    | * - Conference game |                  |         |      |
| Rebounding margin      | -7.7    | -       |                     |                  |         |      |
| ASSISTS                | 156     | 150     |                     |                  |         |      |
| Assists per game       | 13.0    | 12.5    |                     |                  |         |      |
| TURNOVERS              | 141     | 146     |                     |                  |         |      |
| Turnovers per game     | 11.8    | 12.2    |                     |                  |         |      |
| Turnover margin        | +0.4    | -       |                     |                  |         |      |
| Assist/turnover ratio  | 1.1     | 1.0     |                     |                  |         |      |
| STEALS                 | 57      | 71      |                     |                  |         |      |
| Steals per game        | 4.8     | 5.9     |                     |                  |         |      |
| BLOCKS                 | 21      | 38      |                     |                  |         |      |
| Blocks per game        | 1.8     | 3.2     |                     |                  |         |      |
| ATTENDANCE             | 3807    | 0       |                     |                  |         |      |
| Home games-Avg/Game    | 6-634   | 6-0     |                     |                  |         |      |
| Neutral site-Avg/Game  | -       | 0-0     |                     |                  |         |      |

| Score by Periods | 1st | 2nd | Totals |
|------------------|-----|-----|--------|
| Wyoming          | 391 | 447 | 838    |
| Opponents        | 458 | 479 | 937    |





**Wyoming Cowboy Basketball**  
Wyoming Overall/Conference Statistics (as of Feb 08, 2021)  
**All games**



| SUMMARY           | Overall Statistics |       |      |      |       |      |      |     |     |       | Conference Statistics |       |      |      |       |      |      |     |     |       |
|-------------------|--------------------|-------|------|------|-------|------|------|-----|-----|-------|-----------------------|-------|------|------|-------|------|------|-----|-----|-------|
|                   | gp-gs              | min/g | fg%  | 3fg% | ft%   | r/g  | a/g  | stl | blk | pts/g | gp-gs                 | min/g | fg%  | 3fg% | ft%   | r/g  | a/g  | stl | blk | pts/g |
| WILLIAMS, Marcus  | 19-18              | 31.9  | .460 | .330 | .719  | 2.7  | 4.2  | 20  | 6   | 15.9  | 12-11                 | 32.2  | .413 | .338 | .719  | 2.3  | 4.0  | 9   | 3   | 14.8  |
| MALDONADO, Hunter | 19-19              | 35.3  | .398 | .196 | .705  | 6.1  | 4.6  | 18  | 6   | 12.2  | 12-12                 | 34.6  | .410 | .176 | .725  | 5.3  | 3.3  | 8   | 3   | 10.4  |
| FOSTER, Kenny     | 13-11              | 25.8  | .489 | .431 | .742  | 4.0  | 0.8  | 6   | 6   | 10.4  | 8-8                   | 25.1  | .424 | .333 | .800  | 4.0  | 0.9  | 6   | 4   | 8.6   |
| MARBLE, Kwane     | 17-9               | 22.6  | .470 | .325 | .719  | 4.2  | 1.5  | 18  | 0   | 9.9   | 12-9                  | 25.8  | .457 | .306 | .733  | 4.8  | 1.6  | 16  | 0   | 10.7  |
| IKE, Graham       | 6-1                | 21.3  | .558 | .000 | .588  | 5.2  | 0.8  | 4   | 2   | 9.7   | 6-1                   | 21.3  | .558 | .000 | .588  | 5.2  | 0.8  | 4   | 2   | 9.7   |
| DUSELL, Xavier    | 19-5               | 21.3  | .478 | .447 | .714  | 1.5  | 0.7  | 7   | 0   | 8.5   | 12-5                  | 23.9  | .513 | .468 | .714  | 1.3  | 0.8  | 3   | 0   | 10.1  |
| JEFFRIES, Drake   | 19-4               | 22.8  | .356 | .352 | .846  | 3.1  | 0.7  | 9   | 4   | 7.0   | 12-0                  | 21.9  | .302 | .288 | .833  | 2.7  | 1.0  | 4   | 1   | 5.0   |
| THOMPSON, Hunter  | 18-17              | 23.8  | .423 | .329 | .714  | 3.8  | 0.9  | 10  | 10  | 6.4   | 11-10                 | 22.9  | .340 | .310 | .714  | 3.8  | 1.1  | 5   | 5   | 4.7   |
| ODEN, Jeremiah    | 19-11              | 15.7  | .400 | .241 | .857  | 3.0  | 0.5  | 7   | 8   | 4.7   | 12-4                  | 13.0  | .326 | .294 | 1.000 | 1.9  | 0.3  | 2   | 3   | 4.0   |
| NELSON, Eoin      | 7-0                | 11.1  | .579 | .000 | .500  | 3.6  | 0.0  | 2   | 0   | 3.6   |                       |       |      |      |       |      |      |     |     |       |
| LAMONT, Drew      | 5-0                | 10.4  | .500 | .500 | 1.000 | 1.2  | 0.8  | 0   | 0   | 3.4   |                       |       |      |      |       |      |      |     |     |       |
| GRIGSBY, John     | 3-0                | 1.3   | .000 | .000 | .000  | 0.0  | 0.0  | 0   | 0   | 0.0   | 2-0                   | 1.0   | .000 | .000 | .000  | 0.0  | 0.0  | 0   | 0   | 0.0   |
| DICKEY, Terrin    | 1-0                | 0.0   | .000 | .000 | .000  | 0.0  | 0.0  | 0   | 0   | 0.0   | 1-0                   | 0.0   | .000 | .000 | .000  | 0.0  | 0.0  | 0   | 0   | 0.0   |
| Totals            | 19                 |       | .442 | .346 | .721  | 32.3 | 13.9 | 101 | 42  | 75.6  | 12                    |       | .419 | .326 | .739  | 29.4 | 13.0 | 57  | 21  | 69.8  |
| Opponent          | 19                 |       | .481 | .326 | .728  | 37.6 | 12.3 | 108 | 65  | 76.7  | 12                    |       | .509 | .315 | .753  | 37.1 | 12.5 | 71  | 38  | 78.1  |

| SCORING           | Overall Statistics |      |         |      |         |       |      |       |         | Conference Statistics |         |      |         |       |     |       |  |  |
|-------------------|--------------------|------|---------|------|---------|-------|------|-------|---------|-----------------------|---------|------|---------|-------|-----|-------|--|--|
|                   | fg-fga             | fg%  | 3fg-fga | 3fg% | ft-fta  | ft%   | pts  | pts/g | fg-fga  | fg%                   | 3fg-fga | 3fg% | ft-fta  | ft%   | pts | pts/g |  |  |
| WILLIAMS, Marcus  | 104-226            | .460 | 30-91   | .330 | 64-89   | .719  | 302  | 15.9  | 57-138  | .413                  | 22-65   | .338 | 41-57   | .719  | 177 | 14.8  |  |  |
| MALDONADO, Hunter | 74-186             | .398 | 10-51   | .196 | 74-105  | .705  | 232  | 12.2  | 41-100  | .410                  | 6-34    | .176 | 37-51   | .725  | 125 | 10.4  |  |  |
| FOSTER, Kenny     | 45-92              | .489 | 22-51   | .431 | 23-31   | .742  | 135  | 10.4  | 25-59   | .424                  | 11-33   | .333 | 8-10    | .800  | 69  | 8.6   |  |  |
| MARBLE, Kwane     | 55-117             | .470 | 13-40   | .325 | 46-64   | .719  | 169  | 9.9   | 42-92   | .457                  | 11-36   | .306 | 33-45   | .733  | 128 | 10.7  |  |  |
| IKE, Graham       | 24-43              | .558 | 0-1     | .000 | 10-17   | .588  | 58   | 9.7   | 24-43   | .558                  | 0-1     | .000 | 10-17   | .588  | 58  | 9.7   |  |  |
| DUSELL, Xavier    | 54-113             | .478 | 38-85   | .447 | 15-21   | .714  | 161  | 8.5   | 41-80   | .513                  | 29-62   | .468 | 10-14   | .714  | 121 | 10.1  |  |  |
| JEFFRIES, Drake   | 42-118             | .356 | 38-108  | .352 | 11-13   | .846  | 133  | 7.0   | 19-63   | .302                  | 17-59   | .288 | 5-6     | .833  | 60  | 5.0   |  |  |
| THOMPSON, Hunter  | 41-97              | .423 | 24-73   | .329 | 10-14   | .714  | 116  | 6.4   | 17-50   | .340                  | 13-42   | .310 | 5-7     | .714  | 52  | 4.7   |  |  |
| ODEN, Jeremiah    | 32-80              | .400 | 7-29    | .241 | 18-21   | .857  | 89   | 4.7   | 14-43   | .326                  | 5-17    | .294 | 15-15   | 1.000 | 48  | 4.0   |  |  |
| NELSON, Eoin      | 11-19              | .579 | 0-0     | .000 | 3-6     | .500  | 25   | 3.6   |         |                       |         |      |         |       |     |       |  |  |
| LAMONT, Drew      | 5-10               | .500 | 5-10    | .500 | 2-2     | 1.000 | 17   | 3.4   |         |                       |         |      |         |       |     |       |  |  |
| GRIGSBY, John     | 0-1                | .000 | 0-1     | .000 | 0-0     | .000  | 0    | 0.0   | 0-1     | .000                  | 0-1     | .000 | 0-0     | .000  | 0   | 0.0   |  |  |
| DICKEY, Terrin    | 0-0                | .000 | 0-0     | .000 | 0-0     | .000  | 0    | 0.0   | 0-0     | .000                  | 0-0     | .000 | 0-0     | .000  | 0   | 0.0   |  |  |
| Totals            | 487-1102           | .442 | 187-540 | .346 | 276-383 | .721  | 1437 | 75.6  | 280-669 | .419                  | 114-350 | .326 | 164-222 | .739  | 838 | 69.8  |  |  |
| Opponent          | 531-1104           | .481 | 114-350 | .326 | 281-386 | .728  | 1457 | 76.7  | 342-672 | .509                  | 73-232  | .315 | 180-239 | .753  | 937 | 78.1  |  |  |

| TOTALS            | Overall Statistics |       |       |     |    |     |     |      |    |     | Conference Statistics |       |       |     |    |     |     |      |    |     |
|-------------------|--------------------|-------|-------|-----|----|-----|-----|------|----|-----|-----------------------|-------|-------|-----|----|-----|-----|------|----|-----|
|                   | o-reb              | d-reb | total | pf  | fo | a   | to  | a/to | hi | pts | o-reb                 | d-reb | total | pf  | fo | a   | to  | a/to | hi | pts |
| WILLIAMS, Marcus  | 5                  | 47    | 52    | 42  | 2  | 80  | 54  | 1.5  | 30 |     | 1                     | 27    | 28    | 30  | 2  | 48  | 37  | 1.3  | 28 |     |
| MALDONADO, Hunter | 25                 | 90    | 115   | 56  | 1  | 87  | 50  | 1.7  | 30 |     | 13                    | 50    | 63    | 38  | 1  | 39  | 33  | 1.2  | 17 |     |
| FOSTER, Kenny     | 13                 | 39    | 52    | 25  | 0  | 10  | 9   | 1.1  | 21 |     | 8                     | 24    | 32    | 13  | 0  | 7   | 6   | 1.2  | 15 |     |
| MARBLE, Kwane     | 26                 | 46    | 72    | 36  | 0  | 26  | 26  | 1.0  | 17 |     | 20                    | 38    | 58    | 28  | 0  | 19  | 19  | 1.0  | 15 |     |
| IKE, Graham       | 9                  | 22    | 31    | 21  | 2  | 5   | 14  | 0.4  | 18 |     | 9                     | 22    | 31    | 21  | 2  | 5   | 14  | 0.4  | 18 |     |
| DUSELL, Xavier    | 5                  | 24    | 29    | 47  | 1  | 14  | 18  | 0.8  | 19 |     | 3                     | 13    | 16    | 31  | 0  | 10  | 12  | 0.8  | 19 |     |
| JEFFRIES, Drake   | 5                  | 53    | 58    | 18  | 0  | 14  | 7   | 2.0  | 21 |     | 0                     | 32    | 32    | 10  | 0  | 12  | 6   | 2.0  | 13 |     |
| THOMPSON, Hunter  | 17                 | 51    | 68    | 60  | 6  | 16  | 12  | 1.3  | 25 |     | 10                    | 32    | 42    | 32  | 3  | 12  | 6   | 2.0  | 22 |     |
| ODEN, Jeremiah    | 14                 | 43    | 57    | 43  | 0  | 9   | 12  | 0.8  | 15 |     | 8                     | 15    | 23    | 27  | 0  | 4   | 4   | 1.0  | 11 |     |
| NELSON, Eoin      | 11                 | 14    | 25    | 12  | 0  | 0   | 5   | 0.0  | 9  |     |                       |       |       |     |    |     |     |      |    |     |
| LAMONT, Drew      | 0                  | 6     | 6     | 5   | 0  | 4   | 0   | 0.0  | 12 |     |                       |       |       |     |    |     |     |      |    |     |
| GRIGSBY, John     | 0                  | 0     | 0     | 0   | 0  | 0   | 0   | 0.0  | 0  |     | 0                     | 0     | 0     | 0   | 0  | 0   | 0   | 0.0  | 0  |     |
| DICKEY, Terrin    | 0                  | 0     | 0     | 0   | 0  | 0   | 0   | 0.0  | 0  |     | 0                     | 0     | 0     | 0   | 0  | 0   | 0   | 0.0  | 0  |     |
| Totals            | 156                | 458   | 614   | 365 | 12 | 265 | 214 | 1.2  | 97 |     | 89                    | 264   | 353   | 230 | 8  | 156 | 141 | 1.1  | 93 |     |
| Opponent          | 186                | 529   | 715   | 368 | -  | 234 | 248 | 0.9  | 98 |     | 104                   | 341   | 445   | 219 | -  | 150 | 146 | 1.0  | 98 |     |



| # Games | Lineup Started | Lineup # | Forward  | Forward   | Guard     | Guard     | Guard     | Record |
|---------|----------------|----------|----------|-----------|-----------|-----------|-----------|--------|
| 4       |                | 1        | Thompson | Oden      | Maldonado | Jeffries  | Williams  | 3-1    |
| 6       |                | 2        | Thompson | Oden      | Maldonado | Foster    | Williams  | 4-2    |
| 1       |                | 3        | Oden     | Maldonado | DuSell    | Foster    | Marble II | 0-1    |
| 4       |                | 4        | Thompson | Maldonado | Foster    | Marble II | Williams  | 3-1    |
| 3       |                | 5        | Thompson | Maldonado | DuSell    | Marble II | Williams  | 0-3    |
| 1       |                | 6        | Ike      | Maldonado | DuSell    | Marble II | Williams  | 0-1    |

**Totals (19 games)**

(The lineup numbers are by the order they first appeared during the season.)

**10-9, 4-8 MW**

**Starting Lineup Game-by-Game**

| Date  | Opponent           | Lineup # | Forward  | Forward   | Guard     | Guard     | Guard     | Record       |
|-------|--------------------|----------|----------|-----------|-----------|-----------|-----------|--------------|
| 11/28 | Miss. Valley State | 1        | Thompson | Oden      | Maldonado | Jeffries  | Williams  | 1-0          |
| 11/30 | Texas Southern     | 1        | Thompson | Oden      | Maldonado | Jeffries  | Williams  | 1-1          |
| 12/2  | Incarnate Word     | 1        | Thompson | Oden      | Maldonado | Jeffries  | Williams  | 2-1          |
| 12/6  | at Oregon State    | 1        | Thompson | Oden      | Maldonado | Jeffries  | Williams  | 3-1          |
| 12/9  | Denver             | 2        | Thompson | Oden      | Maldonado | Jeffries  | Williams  | 4-1          |
| 12/12 | at Utah Valley     | 2        | Thompson | Oden      | Maldonado | Jeffries  | Williams  | 5-1          |
| 12/17 | Omaha              | 2        | Thompson | Oden      | Maldonado | Jeffries  | Williams  | 6-1          |
| 01/02 | at Fresno State    | 2        | Thompson | Oden      | Maldonado | Jeffries  | Williams  | 7-1, 1-0 MW  |
| 01/04 | at Fresno State    | 2        | Thompson | Oden      | Maldonado | Jeffries  | Williams  | 7-2, 1-1 MW  |
| 01/11 | Boise State        | 2        | Thompson | Oden      | Maldonado | Jeffries  | Williams  | 7-3, 1-2 MW  |
| 01/13 | Boise State        | 3        | Oden     | Maldonado | DuSell    | Foster    | Marble II | 7-4, 1-3 MW  |
| 01/16 | at Air Force       | 4        | Thompson | Maldonado | Foster    | Marble II | Williams  | 7-5, 1-4 MW  |
| 01/18 | at Air Force       | 4        | Thompson | Maldonado | Foster    | Marble II | Williams  | 8-5, 2-4 MW  |
| 01/22 | Nevada             | 4        | Thompson | Maldonado | Foster    | Marble II | Williams  | 9-5, 3-4 MW  |
| 01/24 | Nevada             | 4        | Thompson | Maldonado | Foster    | Marble II | Williams  | 10-5, 4-4 MW |
| 01/28 | at San Diego State | 5        | Thompson | Maldonado | DuSell    | Marble II | Williams  | 10-6, 4-5 MW |
| 01/30 | at San Diego State | 5        | Thompson | Maldonado | DuSell    | Marble II | Williams  | 10-7, 4-6 MW |
| 02/04 | Colorado State     | 5        | Thompson | Maldonado | DuSell    | Marble II | Williams  | 10-8, 4-7 MW |
| 02/06 | Collorado State    | 6        | Ike      | Maldonado | DuSell    | Marble II | Williams  | 10-9, 4-8 MW |



Individual Category Leaders

| Points            | G  | Pts | Pts/G |
|-------------------|----|-----|-------|
| WILLIAMS, Marcus  | 19 | 302 | 15.9  |
| MALDONADO, Hunter | 19 | 232 | 12.2  |
| MARBLE, Kwane     | 17 | 169 | 9.9   |
| DUSELL, Xavier    | 19 | 161 | 8.5   |
| FOSTER, Kenny     | 13 | 135 | 10.4  |
| JEFFRIES, Drake   | 19 | 133 | 7.0   |
| THOMPSON, Hunter  | 18 | 116 | 6.4   |
| ODEN, Jeremiah    | 19 | 89  | 4.7   |
| IKE, Graham       | 6  | 58  | 9.7   |
| NELSON, Eoin      | 7  | 25  | 3.6   |
| LAMONT, Drew      | 5  | 17  | 3.4   |

| Scoring Average   | G  | Pts | Avg/G |
|-------------------|----|-----|-------|
| WILLIAMS, Marcus  | 19 | 302 | 15.9  |
| MALDONADO, Hunter | 19 | 232 | 12.2  |
| FOSTER, Kenny     | 13 | 135 | 10.4  |
| MARBLE, Kwane     | 17 | 169 | 9.9   |
| IKE, Graham       | 6  | 58  | 9.7   |
| DUSELL, Xavier    | 19 | 161 | 8.5   |
| JEFFRIES, Drake   | 19 | 133 | 7.0   |
| THOMPSON, Hunter  | 18 | 116 | 6.4   |
| ODEN, Jeremiah    | 19 | 89  | 4.7   |
| NELSON, Eoin      | 7  | 25  | 3.6   |
| LAMONT, Drew      | 5  | 17  | 3.4   |
| DICKEY, Terrin    | 1  | 0   | 0.0   |
| GRIGSBY, John     | 3  | 0   | 0.0   |

| Rebounds          | G  | Reb | Reb/G |
|-------------------|----|-----|-------|
| MALDONADO, Hunter | 19 | 115 | 6.1   |
| MARBLE, Kwane     | 17 | 72  | 4.2   |
| THOMPSON, Hunter  | 18 | 68  | 3.8   |
| JEFFRIES, Drake   | 19 | 58  | 3.1   |
| ODEN, Jeremiah    | 19 | 57  | 3.0   |

| Assists           | G  | No. | Ast/G |
|-------------------|----|-----|-------|
| MALDONADO, Hunter | 19 | 87  | 4.6   |
| WILLIAMS, Marcus  | 19 | 80  | 4.2   |
| MARBLE, Kwane     | 17 | 26  | 1.5   |
| THOMPSON, Hunter  | 18 | 16  | 0.9   |
| DUSELL, Xavier    | 19 | 14  | 0.7   |
| JEFFRIES, Drake   | 19 | 14  | 0.7   |

| FG Percentage     | FG  | Att | Pct  |
|-------------------|-----|-----|------|
| NELSON, Eoin      | 11  | 19  | .579 |
| IKE, Graham       | 24  | 43  | .558 |
| LAMONT, Drew      | 5   | 10  | .500 |
| FOSTER, Kenny     | 45  | 92  | .489 |
| DUSELL, Xavier    | 54  | 113 | .478 |
| MARBLE, Kwane     | 55  | 117 | .470 |
| WILLIAMS, Marcus  | 104 | 226 | .460 |
| THOMPSON, Hunter  | 41  | 97  | .423 |
| ODEN, Jeremiah    | 32  | 80  | .400 |
| MALDONADO, Hunter | 74  | 186 | .398 |
| JEFFRIES, Drake   | 42  | 118 | .356 |
| GRIGSBY, John     | 0   | 1   | .000 |

| Field Goal Attempts | G  | Att | Att/G |
|---------------------|----|-----|-------|
| WILLIAMS, Marcus    | 19 | 226 | 11.9  |
| MALDONADO, Hunter   | 19 | 186 | 9.8   |
| JEFFRIES, Drake     | 19 | 118 | 6.2   |
| MARBLE, Kwane       | 17 | 117 | 6.9   |
| DUSELL, Xavier      | 19 | 113 | 5.9   |

| Rebound Average   | G  | Reb | Avg/G |
|-------------------|----|-----|-------|
| MALDONADO, Hunter | 19 | 115 | 6.1   |
| IKE, Graham       | 6  | 31  | 5.2   |
| MARBLE, Kwane     | 17 | 72  | 4.2   |
| FOSTER, Kenny     | 13 | 52  | 4.0   |
| THOMPSON, Hunter  | 18 | 68  | 3.8   |

| Steals            | G  | No. | Stl/G |
|-------------------|----|-----|-------|
| WILLIAMS, Marcus  | 19 | 20  | 1.1   |
| MARBLE, Kwane     | 17 | 18  | 1.1   |
| MALDONADO, Hunter | 19 | 18  | 0.9   |
| THOMPSON, Hunter  | 18 | 10  | 0.6   |
| JEFFRIES, Drake   | 19 | 9   | 0.5   |

| 3-Point Percentage | 3FG | Att | Pct  |
|--------------------|-----|-----|------|
| LAMONT, Drew       | 5   | 10  | .500 |
| DUSELL, Xavier     | 38  | 85  | .447 |
| FOSTER, Kenny      | 22  | 51  | .431 |
| JEFFRIES, Drake    | 38  | 108 | .352 |
| WILLIAMS, Marcus   | 30  | 91  | .330 |
| THOMPSON, Hunter   | 24  | 73  | .329 |
| MARBLE, Kwane      | 13  | 40  | .325 |
| ODEN, Jeremiah     | 7   | 29  | .241 |
| MALDONADO, Hunter  | 10  | 51  | .196 |
| GRIGSBY, John      | 0   | 1   | .000 |
| IKE, Graham        | 0   | 1   | .000 |

| Field Goals Made  | G  | Made | Made/G |
|-------------------|----|------|--------|
| WILLIAMS, Marcus  | 19 | 104  | 5.5    |
| MALDONADO, Hunter | 19 | 74   | 3.9    |
| MARBLE, Kwane     | 17 | 55   | 3.2    |
| DUSELL, Xavier    | 19 | 54   | 2.8    |
| FOSTER, Kenny     | 13 | 45   | 3.5    |

| Offensive Rebounds | G  | No. | Avg/G |
|--------------------|----|-----|-------|
| MARBLE, Kwane      | 17 | 26  | 1.5   |
| MALDONADO, Hunter  | 19 | 25  | 1.3   |
| THOMPSON, Hunter   | 18 | 17  | 0.9   |
| ODEN, Jeremiah     | 19 | 14  | 0.7   |
| FOSTER, Kenny      | 13 | 13  | 1.0   |

| Blocked Shots     | G  | No. | Blk/G |
|-------------------|----|-----|-------|
| THOMPSON, Hunter  | 18 | 10  | 0.6   |
| ODEN, Jeremiah    | 19 | 8   | 0.4   |
| WILLIAMS, Marcus  | 19 | 6   | 0.3   |
| MALDONADO, Hunter | 19 | 6   | 0.3   |
| FOSTER, Kenny     | 13 | 6   | 0.5   |

| 3-Point FG Attempts | G  | Att | Att/G |
|---------------------|----|-----|-------|
| JEFFRIES, Drake     | 19 | 108 | 5.7   |
| WILLIAMS, Marcus    | 19 | 91  | 4.8   |
| DUSELL, Xavier      | 19 | 85  | 4.5   |
| THOMPSON, Hunter    | 18 | 73  | 4.1   |
| FOSTER, Kenny       | 13 | 51  | 3.9   |
| MALDONADO, Hunter   | 19 | 51  | 2.7   |

| Defensive Rebounds | G  | No. | Avg/G |
|--------------------|----|-----|-------|
| MALDONADO, Hunter  | 19 | 90  | 4.7   |
| JEFFRIES, Drake    | 19 | 53  | 2.8   |
| THOMPSON, Hunter   | 18 | 51  | 2.8   |
| WILLIAMS, Marcus   | 19 | 47  | 2.5   |
| MARBLE, Kwane      | 17 | 46  | 2.7   |

| Minutes           | G  | No. | Min/G |
|-------------------|----|-----|-------|
| MALDONADO, Hunter | 19 | 671 | 35.3  |
| WILLIAMS, Marcus  | 19 | 607 | 31.9  |
| JEFFRIES, Drake   | 19 | 434 | 22.8  |
| THOMPSON, Hunter  | 18 | 428 | 23.8  |
| DUSELL, Xavier    | 19 | 405 | 21.3  |

| Free Throw Percent | FG | Att | Pct   |
|--------------------|----|-----|-------|
| LAMONT, Drew       | 2  | 2   | 1.000 |
| ODEN, Jeremiah     | 18 | 21  | .857  |
| JEFFRIES, Drake    | 11 | 13  | .846  |
| FOSTER, Kenny      | 23 | 31  | .742  |
| WILLIAMS, Marcus   | 64 | 89  | .719  |
| MARBLE, Kwane      | 46 | 64  | .719  |
| DUSELL, Xavier     | 15 | 21  | .714  |
| THOMPSON, Hunter   | 10 | 14  | .714  |
| MALDONADO, Hunter  | 74 | 105 | .705  |
| IKE, Graham        | 10 | 17  | .588  |

| 3-Point FG Made  | G  | Made | Made/G |
|------------------|----|------|--------|
| DUSELL, Xavier   | 19 | 38   | 2.0    |
| JEFFRIES, Drake  | 19 | 38   | 2.0    |
| WILLIAMS, Marcus | 19 | 30   | 1.6    |
| THOMPSON, Hunter | 18 | 24   | 1.3    |
| FOSTER, Kenny    | 13 | 22   | 1.7    |

| Fouls             | G  | No. | Per/G |
|-------------------|----|-----|-------|
| THOMPSON, Hunter  | 18 | 60  | 3.3   |
| MALDONADO, Hunter | 19 | 56  | 2.9   |
| DUSELL, Xavier    | 19 | 47  | 2.5   |
| ODEN, Jeremiah    | 19 | 43  | 2.3   |
| WILLIAMS, Marcus  | 19 | 42  | 2.2   |

| Turnovers         | G  | No. | TO/G |
|-------------------|----|-----|------|
| WILLIAMS, Marcus  | 19 | 54  | 2.8  |
| MALDONADO, Hunter | 19 | 50  | 2.6  |
| MARBLE, Kwane     | 17 | 26  | 1.5  |
| DUSELL, Xavier    | 19 | 18  | 0.9  |
| IKE, Graham       | 6  | 14  | 2.3  |

| Free Throw Attempts | G  | Att | Att/G |
|---------------------|----|-----|-------|
| MALDONADO, Hunter   | 19 | 105 | 5.5   |
| WILLIAMS, Marcus    | 19 | 89  | 4.7   |
| MARBLE, Kwane       | 17 | 64  | 3.8   |
| FOSTER, Kenny       | 13 | 31  | 2.4   |
| ODEN, Jeremiah      | 19 | 21  | 1.1   |
| DUSELL, Xavier      | 19 | 21  | 1.1   |

| Foulsouts         | G  | No. |
|-------------------|----|-----|
| THOMPSON, Hunter  | 18 | 6   |
| WILLIAMS, Marcus  | 19 | 2   |
| IKE, Graham       | 6  | 2   |
| MALDONADO, Hunter | 19 | 1   |
| DUSELL, Xavier    | 19 | 1   |

| Free Throws Made  | G  | Made | Made/G |
|-------------------|----|------|--------|
| MALDONADO, Hunter | 19 | 74   | 3.9    |
| WILLIAMS, Marcus  | 19 | 64   | 3.4    |

Specialty Stat Leaders

| Scoring          | 2020-21 | Record | Career | Record |
|------------------|---------|--------|--------|--------|
| Hunter Thompson  | 2       | 2-0    | 6      | 3-3    |
| Hunter Maldonado | 3       | 1-2    | 25     | 4-21   |
| Kwane Marble     | 2       | 1-1    | 7      | 4-3    |
| Kenny Foster     | 3       | 3-0    | 4      | 3-1    |
| Marcus Williams  | 7       | 2-5    | 7      | 2-5    |
| Drake Jeffries   | 2       | 1-1    | 2      | 1-1    |
| Xavier DuSell    | 2       | 1-1    | 2      | 1-1    |
| Graham Ike       | 1       | 0-1    | 1      | 0-1    |

| Double-Doubles   | 2020-21 | Record | Career | Record |
|------------------|---------|--------|--------|--------|
| Hunter Maldonado | 1       | 1-0    | 5      | 2-3    |
| Jeremiah Oden    | 1       | 0-1    | 1      | 0-1    |

| Double-Figure Points | 2020-21 | Record | Career | Record |
|----------------------|---------|--------|--------|--------|
| Hunter Maldonado     | 13      | 6-7    | 52     | 22-30  |
| Hunter Thompson      | 3       | 3-0    | 21     | 7-14   |
| Kenny Foster         | 6       | 6-0    | 12     | 9-3    |
| Kwane Marble         | 9       | 5-4    | 20     | 8-12   |
| Marcus Williams      | 17      | 10-7   | 17     | 10-7   |
| Drake Jeffries       | 5       | 4-1    | 5      | 4-1    |
| Drew LaMont          | 1       | 0-1    | 1      | 0-1    |
| Jeremiah Oden        | 5       | 2-3    | 5      | 2-3    |
| Xavier DuSell        | 9       | 5-4    | 9      | 5-4    |
| Graham Ike           | 3       | 1-2    | 3      | 1-2    |

| Double-Figure Rebounds | 2020-21 | Record | Career | Record |
|------------------------|---------|--------|--------|--------|
| Hunter Maldonado       | 0       | 1-0    | 5      | 2-3    |
| Hunter Thompson        | 1       | 1-0    | 1      | 1-0    |
| Jeremiah Oden          | 1       | 0-1    | 1      | 0-1    |

| Scoring 20+ Points | 2020-21 | Record | Career | Record |
|--------------------|---------|--------|--------|--------|
| Hunter Maldonado   | 1       | 1-0    | 9      | 4-5    |
| Hunter Thompson    | 2       | 2-0    | 4      | 3-1    |
| Kwane Marble       | 0       | 0-0    | 2      | 2-0    |
| Marcus Williams    | 5       | 4-1    | 5      | 4-1    |
| Kenny Foster       | 1       | 1-0    | 1      | 1-0    |
| Drake Jeffries     | 1       | 1-0    | 1      | 1-0    |

| Rebounds         | 2020-21 | Record | Career | Record |
|------------------|---------|--------|--------|--------|
| Hunter Maldonado | 10      | 6-4    | 29     | 14-15  |
| Kenny Foster     | 3       | 3-0    | 4      | 3-1    |
| Hunter Thompson  | 2       | 2-0    | 6      | 3-3    |
| Kwane Marble     | 4       | 1-3    | 8      | 1-7    |
| Drake Jeffries   | 2       | 2-0    | 2      | 2-0    |
| Jeremiah Oden    | 1       | 0-1    | 1      | 0-1    |
| Marcus Williams  | 3       | 1-2    | 3      | 1-2    |
| Eoin Nelson      | 1       | 1-0    | 1      | 1-0    |
| Graham Ike       | 1       | 0-1    | 1      | 0-1    |

| Assists          | 2020-21 | Record | Career | Record |
|------------------|---------|--------|--------|--------|
| Hunter Maldonado | 12      | 10-2   | 40     | 21-19  |
| Hunter Thompson  | 0       | 0-0    | 3      | 0-3    |
| Kenny Foster     | 0       | 0-0    | 1      | 1-1    |
| Kwane Marble     | 0       | 0-0    | 4      | 1-3    |
| Marcus Williams  | 12      | 4-8    | 12     | 4-8    |





Individual Points-Rebounds-Assists

| Opponent           | Date     | Score   | 0<br>Jeffries | 1<br>Williams | 2<br>LaMont | 3<br>Marble II | 10<br>Thompson | 11<br>Nelson | 22<br>Foster | 24<br>Maldonado | 25<br>Oden | 33<br>Ike | 53<br>DuSell | 55<br>Grigsby |
|--------------------|----------|---------|---------------|---------------|-------------|----------------|----------------|--------------|--------------|-----------------|------------|-----------|--------------|---------------|
| MISSISSIPPI VAL.   | 11/28/20 | W 97-61 | 19-8-2        | 20-4-8        | 5-3-1       | ---            | 25-6-0         | 9-3-0        | ---          | 10-7-8          | 5-5-2      | ---       | 4-3-3        | 0-0-0         |
| TEXAS SOUTHERN     | 11/30/20 | L 74-76 | 6-8-0         | 17-2-4        | 12-1-1      | ---            | 7-3-1          | 4-3-0        | ---          | 18-5-5          | 10-11-1    | ---       | 0-2-0        | DNP           |
| INCARNATE WORD     | 12/02/20 | W 94-83 | 3-1-0         | 20-5-6        | 0-1-1       | 12-6-1         | 7-6-1          | 2-5-0        | 21-3-0       | 14-7-8          | 4-4-0      | ---       | 11-1-0       | DNP           |
| at Oregon St.      | 12/06/20 | W 76-73 | 0-0-0         | 11-5-5        | DNP         | 4-1-1          | 6-5-0          | 0-5-0        | 19-5-1       | 7-5-5           | 15-4-1     | ---       | 14-2-0       | DNP           |
| Denver             | 12/09/20 | W 83-61 | 5-3-0         | 30-2-5        | 0-1-1       | 3-2-1          | 3-2-1          | 0-2-0        | 15-1-0       | 14-9-6          | 5-5-0      | ---       | 8-3-1        | DNP           |
| at Utah Valley     | 12/12/20 | W 93-88 | 21-3-0        | 12-3-4        | 0-0-0       | 5-0-3          | 6-1-0          | 6-3-0        | 8-4-2        | 30-7-8          | 2-1-0      | ---       | 3-2-0        | DNP           |
| Omaha              | 12/17/20 | W 82-78 | 19-3-0        | 15-3-0        | DNP         | 17-5-1         | 10-3-1         | 4-4-0        | 3-7-0        | 14-12-8         | 0-4-1      | ---       | 0-0-0        | DNP           |
| at Fresno State    | 01/02/21 | W 78-74 | 3-2-1         | 13-3-2        | ---         | 8-5-2          | 22-3-1         | DNP          | 5-6-0        | 13-4-5          | 11-4-3     | ---       | 3-0-0        | DNP           |
| at Fresno State    | 01/04/21 | L 61-81 | 6-1-1         | 20-7-3        | ---         | 14-4-0         | 2-4-0          | DNP          | 4-3-0        | 11-2-2          | 4-2-0      | ---       | 0-0-0        | DNP           |
| Boise State        | 01/11/21 | L 60-83 | 0-1-1         | 16-5-3        | ---         | 9-2-1          | 5-3-1          | DNP          | 7-4-2        | 10-4-1          | 3-3-0      | ---       | 10-0-0       | DNP           |
| Boise state        | 01/13/21 | L 70-90 | 5-4-2         | 13-3-3        | ---         | 10-5-2         | DNP            | DNP          | 8-4-2        | 17-9-3          | 10-4-1     | ---       | 7-1-1        | DNP           |
| at Air Force       | 01/16/21 | L 69-72 | 9-2-1         | 15-1-5        | ---         | 8-7-0          | 4-9-1          | DNP          | 6-3-1        | 14-7-4          | 0-2-0      | ---       | 13-1-1       | DNP           |
| at Air Force       | 01/18/21 | W 77-58 | 12-4-2        | 10-0-3        | ---         | 9-5-2          | 3-10-2         | DNP          | 13-3-1       | 11-6-4          | 0-1-0      | ---       | 19-1-1       | 0-0-0         |
| Nevada             | 01/22/21 | W 71-64 | 0-1-0         | 13-5-5        | ---         | 15-4-1         | 6-5-2          | DNP          | 15-7-0       | 8-5-5           | 0-2-0      | 0-3-1     | 14-3-1       | DNP           |
| Nevada             | 01/24/21 | W 93-88 | 0-7-2         | 28-1-3        | ---         | 13-7-2         | 0-2-3          | DNP          | 11-2-1       | 8-7-4           | 2-0-0      | 18-6-1    | 13-3-0       | DNP           |
| at San Diego State | 01/28/21 | L 57-87 | 4-4-1         | 6-1-5         | ---         | 15-9-1         | 2-3-1          | DNP          | DNP          | 6-3-3           | 5-0-0      | 10-6-0    | 9-1-3        | DNP           |
| at San Diego State | 01/30/21 | L 71-98 | 18-0-6        | 11-2-3        | ---         | 1-2-1          | DNP            | 0-0-0        | DNP          | 4-4-4           | 11-2-0     | 9-3-0     | 11-1-0       | 0-0-0         |
| Colorado State     | 02/04/21 | L 72-74 | 6-1-1         | 18-0-6        | 11-2-3      | 1-2-1          | DNP            | 0-0-0        | DNP          | 4-4-4           | 11-2-0     | 9-3-0     | 11-1-0       | 0-0-0         |
| Colorado State     | 02/06/21 | L 59-68 | 13-3-0        | 8-0-4         | 6-2-2       | 3-0-0          | DNP            | DNP          | DNP          | 9-6-0           | 2-1-0      | 13-9-2    | 5-2-1        | DNP           |

Game-by-Game Leaders

| Opponent                 | Date  | Score      | Points                | Rebounds                | Assists                | Steals                 | Blocks                 |
|--------------------------|-------|------------|-----------------------|-------------------------|------------------------|------------------------|------------------------|
| Mississippi Valley State | 11/28 | W 97-61    | 25- Thompson          | 8- Jeffries             | 8- Maldonado/ Williams | 2- Williams/Jeffries   | 1 - Thompson/Williams  |
| Texas Southern           | 11/30 | L 74-76    | 18- Maldonado         | 11 - Oden               | 6 - Maldonado          | 1- Multiple Players    | 2 - Maldonado          |
| Incarnate Word           | 12/2  | W 94-83 OT | 21 - Foster           | 7-Maldonado             | 6-Maldonado/Williams   | 3- Maldonado/Williams  | 1 - Multiple Players   |
| at Oregon State          | 12/6  | W 76-73    | 19 - Foster           | 5- Multiple Players     | 5- Maldonado/Williams  | 3- Maldonado           | 3- Thompson            |
| Denver                   | 12/9  | W 83-61    | 30 - Williams         | 9- Maldonado            | 6 - Maldonado          | 3 - Williams           | 3 - Oden               |
| at Utah Valley           | 12/12 | W 93-88    | 30 - Maldonado        | 8 - Maldonado           | 8 - Maldonado          | 2 - Maldonado/Jeffries | 1 - Jeffries           |
| Omaha                    | 12/17 | W 82-78    | 19 - Jeffries         | 12 - Maldonado          | 8 - Maldonado          | 1 - Maldonado/Marble   | 3- Multiple players    |
| at Fresno State          | 01/02 | W 78-74    | 22- Thompson          | 6- Foster               | 5 - Maldonado          | 2 - Multiple Players   | 2 - Thompson           |
| at Fresno State          | 01/04 | L 61-81    | 20 - Williams         | 7 - Williams            | 3 - Williams           | 1 - Multiple Players   | None                   |
| Boise State              | 01/11 | L 60-83    | 16 - Williams         | 5 - Williams            | 3- Williams            | 1 - Multiple Players   | 1 - Multiple Players   |
| Boise State              | 01/13 | L 70-90    | 17 - Maldonado        | 9 - Maldonado           | 3 - Maldonado/Williams | 1 - Marble/Foster      | 2 - Foster             |
| at Air Force             | 01/16 | L 69-72    | 15 - Williams         | 7 - Maldonado/Marble II | 5-Williams             | 1 - Marble II/Williams | 1 - Thompson/Maldonado |
| at Air Force             | 01/18 | W 77-58    | 19 - DuSell           | 9 - Thompson            | 4 - Maldonado          | 1 - Multiple Players   | 1 - Foster             |
| Nevada                   | 01/22 | W 71-64    | 15 - Marble II/Foster | 7 - Foster              | 5 - Maldonado/Williams | 2 - Marble II/Thompson | 2 - Maldonado          |
| Nevada                   | 01/24 | W 93-88    | 28 - Williams         | 7 - Multiple            | 4 - Maldonado          | 2 - Ike                | 1 - Thompson/Ike       |
| at San Diego State       | 01/28 | L 57-87    | 15 - Marble II        | 9 - Marble II           | 5 - Williams           | 2 - Marble II          | 1 - Thompson/Williams  |
| at San Diego State       | 01/30 | L 71-98    | 18 - Williams         | 4 - Maldonado           | 6 - Williams           | 2 - Williams           | 1 - Williams           |
| Colorado State           | 02/04 | L 72-74    | 17 - DuSell/Williams  | 6 - Maldonado/Marble    | 6 - Williams           | 2 - Marble II          | 1 - Ike                |
| Colorado State           | 02/06 | L 59-68    | 13 - Ike/Jeffries     | 9 - Ike                 | 4 - Williams           | 3 - Marble II          | None                   |



Cowboys in Comparison to Opponents

|   |                       |  |                       |
|---|-----------------------|--|-----------------------|
| <b>Overall Record</b>                               | <b>10-9</b>           | <b>When the Cowboys . . .</b>                              | <b>. . . they are</b> |
| <b>When the Cowboys . . .</b>                       | <b>. . . they are</b> | <b>Commit fewer fouls than opponent</b>                    | <b>2-5</b>            |
| Play day games                                      | <b>3-2</b>            | Commit more fouls than opponent                            | <b>7-4</b>            |
| Play night games                                    | <b>7-7</b>            | Commit the same number of fouls                            | <b>0-0</b>            |
| <br>  |                       |  |                       |
| Lead at halftime                                    | <b>7-3</b>            | Have more assists than opponent                            | <b>8-4</b>            |
| Trail at halftime                                   | <b>3-6</b>            | Have fewer assists than opponent                           | <b>2-5</b>            |
| Are tied at halftime                                | <b>0-0</b>            | Have the same number of assists                            | <b>0-0</b>            |
| <br>  |                       |  |                       |
| Shoot better from the field than opponent           | <b>5-1</b>            | Commit fewer turnovers than opponent                       | <b>8-3</b>            |
| Shoot worse from the field than opponent            | <b>4-8</b>            | Commit more turnovers than opponent                        | <b>1-4</b>            |
| Shoot the same from the field as opponent           | <b>1-0</b>            | Commit the same number of turnovers                        | <b>1-2</b>            |
| <br>  |                       |  |                       |
| Shoot better from three-point range than opponent   | <b>8-3</b>            | Block more shots than opponent                             | <b>3-1</b>            |
| Shoot worse from three-point range than opponent    | <b>1-6</b>            | Block fewer shots than opponent                            | <b>6-6</b>            |
| Shoot the same from three-point range as opponent   | <b>1-0</b>            | Block the same number of shots                             | <b>1-2</b>            |
| <br>  |                       |  |                       |
| Shoot better from the free-throw line than opponent | <b>7-3</b>            | Have more steals than opponent                             | <b>6-1</b>            |
| Shoot worse from the free-throw line than opponent  | <b>2-8</b>            | Have fewer steals than opponent                            | <b>2-7</b>            |
| Shoot the same from the free-throw line as opponent | <b>0-0</b>            | Have the same number of steals                             | <b>2-1</b>            |
| <br>  |                       |  |                       |
| Outrebound opponent                                 | <b>4-1</b>            | Have their starting frontcourt outscore the opponent's     | <b>4-0</b>            |
| Are outrebounded by opponent                        | <b>5-8</b>            | Have their starting frontcourt outscored by the opponent's | <b>6-9</b>            |
| Are even in rebounds with opponent                  | <b>1-0</b>            | Have their starting frontcourt tied by the opponent's      | <b>0-0</b>            |
| <br>  |                       |  |                       |
| Have more offensive rebounds than opponent          | <b>4-4</b>            | Have their starting backcourt outscore the opponent's      | <b>7-9</b>            |
| Have fewer offensive rebounds than opponent         | <b>6-5</b>            | Have their starting backcourt outscored by the opponent's  | <b>3-0</b>            |
| Have the same number of offensive rebounds          | <b>0-0</b>            | Have their starting backcourt tied by the opponent's       | <b>0-0</b>            |
| <br>  |                       |  |                       |
| Have more defensive rebounds than opponent          | <b>5-1</b>            | Have their bench outscore the opponent's                   | <b>7-0</b>            |
| Have fewer defensive rebounds than opponent         | <b>3-7</b>            | Have their bench outscored by the opponent's               | <b>3-9</b>            |
| Have the same number of defensive rebounds          | <b>2-1</b>            | Have their bench tied by the opponent's in scoring         | <b>0-0</b>            |

Team Game-by-Game Comparison

| Opponent           | 1st   | 2nd   | Score | Mar  | FG          | FG %      | 3FG         | 3FG %     | FT          | FT Pct    | Rbs        | Ast   | TO    | Block | Steal | Fouls |
|--------------------|-------|-------|-------|------|-------------|-----------|-------------|-----------|-------------|-----------|------------|-------|-------|-------|-------|-------|
| MISSISSIPPI VAL.   | 57/26 | 40/35 | 97-61 | +36  | 35-67/25-68 | .522/.368 | 13-35/9-29  | .371/.310 | 14-17/2-6   | .824/.333 | 41/38 +3   | 24/6  | 10/17 | 2/1   | 8/5   | 11/20 |
| TEXAS SOUTHERN     | 50/31 | 24/45 | 74-76 | (2)  | 25-56/29-62 | .446/.468 | 8-25/3-11   | .320/.273 | 16-23/15-24 | .696/.625 | 37/40 (3)  | 12/8  | 10/9  | 4/3   | 4/5   | 20/21 |
| INCARNATE WORD     | 27/33 | 51/45 | 94-83 | +11  | 29-62/32-62 | .468/.516 | 10-25/10-19 | .400/.526 | 26-35/9-14  | .743/.643 | 43/30 +13  | 17/13 | 12/15 | 4/4   | 8/6   | 16/25 |
| at Oregon St.      | 42/48 | 34/25 | 76-73 | +3   | 28-58/20-56 | .483/.357 | 8-20/7-19   | .400/.368 | 12-22/26-33 | .545/.788 | 38/39 (1)  | 13/15 | 11/14 | 4/6   | 6/6   | 22/21 |
| DENVER             | 45/25 | 38/36 | 83-61 | +22  | 33-67/19-48 | .493/.396 | 10-30/4-12  | .333/.333 | 7-11/19-25  | .636/.760 | 30/39 (9)  | 15/11 | 12/27 | 3/1   | 9/7   | 23/19 |
| at Utah Valley     | 48/41 | 45/47 | 93-88 | +5   | 30-60/32-64 | .500/.500 | 13-25/5-16  | .520/.313 | 20-27/19-28 | .741/.679 | 29/42 (13) | 17/23 | 9/11  | 1/5   | 7/3   | 26/22 |
| OMAHA              | 33/30 | 49/48 | 82-78 | +4   | 27-63/32-72 | .429/.444 | 11-30/3-12  | .367/.250 | 17-26/11-17 | .654/.647 | 43/42 +1   | 11/8  | 9/9   | 3/7   | 2/5   | 17/21 |
| at Fresno State    | 31/33 | 47/41 | 78-74 | +4   | 22-51/27-55 | .431/.491 | 12-30/5-16  | .400/.313 | 22-26/15-22 | .846/.682 | 30/35 (5)  | 14/11 | 13/16 | 2/5   | 9/8   | 23/23 |
| at Fresno State    | 26/37 | 35/44 | 61-81 | (20) | 22-57/31-56 | .386/.554 | 5-17/6-18   | .294/.333 | 12-18/13-16 | .667/.813 | 25/42 (17) | 6/9   | 7/12  | 0/7   | 4/5   | 15/21 |
| BOISE ST.          | 35/43 | 25/40 | 60-83 | (23) | 21-54/34-66 | .389/.515 | 6-19/7-21   | .316/.333 | 12-15/8-13  | .800/.615 | 23/47 (24) | 9/13  | 8/8   | 3/5   | 3/2   | 15/17 |
| BOISE ST.          | 33/55 | 37/35 | 70-90 | (20) | 25-65/32-59 | .385/.542 | 7-25/5-19   | .280/.263 | 13-14/21-23 | .929/.913 | 32/36 (4)  | 14/10 | 11/11 | 3/5   | 2/6   | 19/14 |
| at Air Force       | 36/28 | 33/44 | 69-72 | (3)  | 27-51/28-53 | .529/.528 | 10-27/8-20  | .370/.400 | 5-12/8-13   | .417/.615 | 33/24 +9   | 13/15 | 15/8  | 2/3   | 2/11  | 14/10 |
| at Air Force       | 38/23 | 39/35 | 77-58 | +19  | 25-51/23-46 | .490/.500 | 16-32/1-12  | .500/.083 | 11-16/11-19 | .688/.579 | 30/29 +1   | 15/13 | 11/12 | 1/3   | 4/5   | 22/16 |
| Nevada             | 33/21 | 38/43 | 71-64 | +7   | 22-58/21-62 | .379/.339 | 12-37/4-25  | .324/.160 | 15-18/18-24 | .833/.750 | 38/43 (5)  | 15/10 | 13/14 | 4/5   | 8/5   | 21/17 |
| Nevada             | 34/33 | 59/55 | 93-88 | +5   | 31-61/26-60 | .508/.433 | 10-31/6-24  | .323/.250 | 21-30/30-38 | .700/.789 | 39/39 -    | 16/9  | 9/8   | 2/1   | 4/4   | 29/23 |
| at San Diego State | 30/63 | 27/24 | 57-87 | (30) | 18-60/36-65 | .300/.554 | 10-40/11-21 | .250/.524 | 11-13/4-8   | .846/.500 | 31/43 (12) | 14/22 | 16/14 | 2/2   | 4/9   | 13/17 |
| at San Diego State | 28/51 | 43/47 | 71-98 | (27) | 20-46/34-56 | .435/.607 | 10-30/11-23 | .333/.478 | 21-29/19-22 | .724/.864 | 20/35 (15) | 15/21 | 12/8  | 1/0   | 5/5   | 23/26 |
| Colorado State     | 28/51 | 43/47 | 71-98 | (27) | 20-46/34-56 | .435/.607 | 10-30/11-23 | .333/.478 | 21-29/19-22 | .724/.864 | 20/35 (15) | 15/21 | 12/8  | 1/0   | 5/5   | 23/26 |
| Colorado State     | 29/39 | 30/29 | 59-68 | (9)  | 21-54/23-45 | .389/.511 | 6-26/3-17   | .231/.176 | 11-16/19-25 | .688/.760 | 25/39 (14) | 9/7   | 13/17 | 0/0   | 7/8   | 19/16 |

Note: Game totals are displayed in the format WYO/OPPONENT for each category



Specialty Stats Game-by-Game

| Opponent                 | Paint | Off TO | 2nd Chance | Fast Break | Bench | Largest Lead | Largest Deficit | Lead Changes | Times Tied |
|--------------------------|-------|--------|------------|------------|-------|--------------|-----------------|--------------|------------|
| Mississippi Valley State | 40/26 | 24/11  | 5/6        | 2/6        | 18/11 | 36           | --              | 0            | 0          |
| Texas Southern           | 34/48 | 6/10   | 7/19       | 3/7        | 16/18 | 21           | 5               | 2            | 5          |
| Incarnate Word           | 36/34 | 19/14  | 11/5       | 10/10      | 46/27 | 11           | 11              | 5            | 6          |
| at Oregon State          | 40/22 | 12/14  | 17/9       | 2/2        | 37/42 | 3            | 11              | 16           | 6          |
| Denver                   | 46/26 | 10/8   | 9/10       | 10/8       | 16/35 | 26           | 0               | 0            | 0          |
| at Utah Valley           | 34/48 | 12/10  | 8/17       | 5/9        | 35/7  | 9            | 5               | 11           | 9          |
| Omaha                    | 30/54 | 9/8    | 11/4       | 4/10       | 40/11 | 10           | 8               | 3            | 1          |
| at Fresno State          | 18/38 | 27/11  | 5/4        | 0/8        | 14/25 | 6            | 7               | 14           | 14         |
| at Fresno State          | 32/46 | 10/7   | 6/14       | 4/10       | 20/43 | 6            | 20              | 1            | 2          |
| Boise State              | 30/48 | 10/10  | 0/16       | 0/10       | 19/30 | 0            | 23              | 0            | 0          |
| Boise State              | 36/52 | 15/19  | 9/8        | 8/17       | 18/25 | 0            | 25              | 0            | 0          |
| at Air Force             | 34/34 | 9/16   | 6/3        | 10/3       | 22/15 | 14           | 5               | 1            | 0          |
| at Air Force             | 16/34 | 16/10  | 10/2       | 3/4        | 31/13 | 27           | 0               | 0            | 0          |
| Nevada                   | 20/32 | 17/15  | 10/10      | 5/5        | 14/4  | 20           | 4               | 4            | 1          |
| Nevada                   | 36/28 | 13/10  | 11/8       | 6/8        | 33/26 | 11           | 3               | 4            | 9          |
| at San Diego State       | 14/46 | 6/15   | 13/13      | 4/17       | 19/38 | 41           | 3               | 1            | 3          |
| at San Diego State       | 18/34 | 8/14   | 4/15       | 4/6        | 26/50 | 1            | 29              | 2            | 0          |
| Colorado State           | 30/32 | 19/16  | 9/4        | 4/6        | 10/24 | 9            | 7               | 6            | 9          |
| Colorado State           | 30/30 | 18/16  | 4/6        | 4/7        | 18/22 | 1            | 18              | 1            | 0          |

**Points in the Paint:** Most: 46 vs. Denver, 12-9-20  
 Most Allowed: 52 vs. Boise St. 1-13-21  
 Least: 14 at San Diego State, 1-28-21  
 Least Allowed: 22 at Oregon State, 12-6-20

**Points Off Turnovers:** Most: 27 at Fresno State, 1-2-21  
 Most Allowed: 19 vs. Boise St. 1-13-21  
 Least: 6 twice, last at San Diego State, 1-28-21  
 Least Allowed: 7 at Fresno State, 1-4-21

**Second Chance Pts:** Most: 17 at Oregon State, 12-6-20  
 Most Allowed: 19 vs. Texas Southern, 11-30-20  
 Least: 0 vs. Boise St. 1-11-21  
 Least Allowed: 2 at Air Force, 1-18-21

**Fast Break Points:** Most: 10, three times, last at Air Force, 1-16-21  
 Most Allowed: 17 twice, last at San Diego State, 1-28-21  
 Least: 0 twice, last vs. Boise St. 1-11-21  
 Least Allowed: 2 at Oregon State, 12-6-20

**Bench Points:** Most: 46 vs. Incarnate Word, 12-2-20  
 Most Allowed: 50 vs. San Diego State, 1-30-21  
 Least: 10 vs. Colorado State, 2-4-21  
 Least Allowed: 4 vs. Nevada, 1-22-21

**Largest Deficit Overcome:** 11 vs. Incarnate Word, 12-2-20, at Oregon State, 12-6-20  
**Largest Lead Lost:** 21 vs. Texas Southern, 11-30-20

Note: Game totals are displayed in the format WYO/OPPONENT for each category

Starters/Bench Production

|          | Starters<br>(Total / % Team Total) | Bench<br>(Total / % Team Total) |
|----------|------------------------------------|---------------------------------|
| Minutes  | 2698/ 71%                          | 1127/ 29%                       |
| Points   | 985/ 68%                           | 452 / 32%                       |
| Rebounds | 404/ 66%                           | 210 / 34%                       |

Record by Margin

| 1   | 2   | 3   | 4     | 5     | 6   |
|-----|-----|-----|-------|-------|-----|
| 0-0 | 0-2 | 1-1 | 2-0   | 2-0   | 0-0 |
| 7   | 8   | 9   | 10-15 | 16-20 | 20+ |
| 1-0 | 0-1 | 0-0 | 1-0   | 1-0   | 2-5 |

Record by Conference

| Conference    | Record |
|---------------|--------|
| SWAC          | 1-1    |
| Southland     | 1-0    |
| PAC-12        | 1-0    |
| Summit League | 2-0    |
| WAC           | 1-0    |
| Mountain West | 4-8    |

Points Scored/Allowed

| Scoring |            | Allowing |
|---------|------------|----------|
| 0-0     | 49 or less | 0-0      |
| 0-2     | 50-59      | 1-0      |
| 0-3     | 60-69      | 3-1      |
| 4-4     | 70-79      | 3-3      |
| 2-0     | 80-89      | 3-3      |
| 4-0     | 90-99      | 0-2      |
| 0-0     | 100+       | 0-0      |

Record by Month

| Nov. | Dec. | Jan. | Feb. | March |
|------|------|------|------|-------|
| 1-1  | 5-0  | 4-6  | 0-2  | 0-0   |

Record by Day of the Week

| Sun. | Mon. | Tue. | Wed. | Thu. | Fri. | Sat. |
|------|------|------|------|------|------|------|
| 2-0  | 1-3  | 0-0  | 2-1  | 1-2  | 1-0  | 3-3  |





Team Superlatives

Wyoming Game Highs

Wyoming - TEAM GAME HIGHS

|                       |              |                             |
|-----------------------|--------------|-----------------------------|
| POINTS                | 97           | MISSISSIPPI VAL. (11/28/20) |
|                       | 94           | INCARNATE WORD (12/02/20)   |
|                       | 93           | NEVADA (01/24/21)           |
|                       | 93           | at Utah Valley (12/12/20)   |
|                       | 83           | DENVER (12/09/20)           |
| FIELD GOALS MADE      | 35           | MISSISSIPPI VAL. (11/28/20) |
|                       | 33           | DENVER (12/09/20)           |
| FIELD GOAL ATTEMPTS   | 67           | DENVER (12/09/20)           |
|                       | 67           | MISSISSIPPI VAL. (11/28/20) |
| FIELD GOAL PERCENTAGE | .529 (27-51) | at Air Force (01/16/21)     |
|                       | .522 (35-67) | MISSISSIPPI VAL. (11/28/20) |
| 3 PT FIELD GOALS MADE | 16           | at Air Force (01/16/21)     |
|                       | 13           | at Utah Valley (12/12/20)   |
|                       | 13           | MISSISSIPPI VAL. (11/28/20) |
| 3 PT FG ATTEMPTS      | 40           | at San Diego St. (01/28/21) |
|                       | 37           | NEVADA (01/22/21)           |
| 3 PT FG PERCENTAGE    | .520 (13-25) | at Utah Valley (12/12/20)   |
|                       | .500 (16-32) | at Air Force (01/18/21)     |
| FREE THROWS MADE      | 26           | INCARNATE WORD (12/02/20)   |
|                       | 22           | at Fresno State (01/02/21)  |
| FREE THROW ATTEMPTS   | 35           | INCARNATE WORD (12/02/20)   |
|                       | 30           | NEVADA (01/24/21)           |
| FREE THROW PERCENTAGE | .929 (13-14) | BOISE ST. (01/13/21)        |
|                       | .846 (22-26) | at Fresno State (01/02/21)  |
|                       | .846 (11-13) | at San Diego St. (01/28/21) |
| REBOUNDS              | 43           | OMAHA (12/17/20)            |
|                       | 43           | INCARNATE WORD (12/02/20)   |
| ASSISTS               | 24           | MISSISSIPPI VAL. (11/28/20) |
|                       | 17           | at Utah Valley (12/12/20)   |
|                       | 17           | INCARNATE WORD (12/02/20)   |
| STEALS                | 9            | at Fresno State (01/02/21)  |
|                       | 9            | DENVER (12/09/20)           |
| BLOCKED SHOTS         | 4            | NEVADA (01/22/21)           |
|                       | 4            | at Oregon St. (12/06/20)    |
|                       | 4            | INCARNATE WORD (12/02/20)   |
|                       | 4            | TEXAS SOUTHERN (11/30/20)   |
| TURNOVERS             | 16           | at San Diego St. (01/28/21) |
|                       | 15           | at Air Force (01/16/21)     |
| FOULS                 | 29           | NEVADA (01/24/21)           |
|                       | 26           | at Utah Valley (12/12/20)   |

Opponent Game Highs

Opponent - GAME HIGHS

|                       |              |                             |
|-----------------------|--------------|-----------------------------|
| POINTS                | 98           | at San Diego St. (01/30/21) |
|                       | 90           | BOISE ST. (01/13/21)        |
|                       | 88           | NEVADA (01/24/21)           |
|                       | 88           | at Utah Valley (12/12/20)   |
|                       | 87           | at San Diego St. (01/28/21) |
| FIELD GOALS MADE      | 36           | at San Diego St. (01/28/21) |
|                       | 34           | at San Diego St. (01/30/21) |
|                       | 34           | BOISE ST. (01/11/21)        |
| FIELD GOAL ATTEMPTS   | 72           | OMAHA (12/17/20)            |
|                       | 68           | MISSISSIPPI VAL. (11/28/20) |
| FIELD GOAL PERCENTAGE | .607 (34-56) | at San Diego St. (01/30/21) |
|                       | .554 (36-65) | at San Diego St. (01/28/21) |
| 3 PT FIELD GOALS MADE | 11           | at San Diego St. (01/30/21) |
|                       | 11           | at San Diego St. (01/28/21) |
| 3 PT FG ATTEMPTS      | 29           | MISSISSIPPI VAL. (11/28/20) |
|                       | 25           | NEVADA (01/22/21)           |
| 3 PT FG PERCENTAGE    | .526 (10-19) | INCARNATE WORD (12/02/20)   |
|                       | .524 (11-21) | at San Diego St. (01/28/21) |
| FREE THROWS MADE      | 30           | NEVADA (01/24/21)           |
|                       | 26           | at Oregon St. (12/06/20)    |
| FREE THROW ATTEMPTS   | 38           | NEVADA (01/24/21)           |
|                       | 33           | at Oregon St. (12/06/20)    |
| FREE THROW PERCENTAGE | .913 (21-23) | BOISE ST. (01/13/21)        |
|                       | .875 (14-16) | COLORADO ST. (02/04/21)     |
| REBOUNDS              | 47           | BOISE ST. (01/11/21)        |
|                       | 43           | at San Diego St. (01/28/21) |
|                       | 43           | NEVADA (01/22/21)           |
| ASSISTS               | 23           | at Utah Valley (12/12/20)   |
|                       | 22           | at San Diego St. (01/28/21) |
| STEALS                | 11           | at Air Force (01/16/21)     |
|                       | 9            | at San Diego St. (01/28/21) |
| BLOCKED SHOTS         | 7            | at Fresno State (01/04/21)  |
|                       | 7            | OMAHA (12/17/20)            |
| TURNOVERS             | 27           | DENVER (12/09/20)           |
|                       | 18           | COLORADO ST. (02/04/21)     |
| FOULS                 | 26           | at San Diego St. (01/30/21) |
|                       | 25           | INCARNATE WORD (12/02/20)   |

Wyoming Game Lows

Wyoming - GAME LOWS

|                       |              |                             |
|-----------------------|--------------|-----------------------------|
| POINTS                | 57           | at San Diego St. (01/28/21) |
|                       | 59           | COLORADO ST. (02/06/21)     |
|                       | 60           | BOISE ST. (01/11/21)        |
|                       | 61           | at Fresno State (01/04/21)  |
|                       | 69           | at Air Force (01/16/21)     |
| FIELD GOALS MADE      | 18           | at San Diego St. (01/28/21) |
|                       | 20           | at San Diego St. (01/30/21) |
| FIELD GOAL ATTEMPTS   | 46           | at San Diego St. (01/30/21) |
|                       | 51           | at Fresno State (01/02/21)  |
|                       | 51           | at Air Force (01/16/21)     |
| FIELD GOAL PERCENTAGE | .300 (18-60) | at San Diego St. (01/28/21) |
|                       | .379 (22-58) | NEVADA (01/22/21)           |
| 3 PT FIELD GOALS MADE | 5            | at Fresno State (01/04/21)  |
|                       | 6            | BOISE ST. (01/11/21)        |
|                       | 6            | COLORADO ST. (02/06/21)     |
| 3 PT FG ATTEMPTS      | 17           | at Fresno State (01/04/21)  |
|                       | 19           | BOISE ST. (01/11/21)        |
| 3 PT FG PERCENTAGE    | .231 (6-26)  | COLORADO ST. (02/06/21)     |
|                       | .250 (10-40) | at San Diego St. (01/28/21) |
| FREE THROWS MADE      | 5            | at Air Force (01/16/21)     |
|                       | 7            | DENVER (12/09/20)           |
| FREE THROW ATTEMPTS   | 11           | DENVER (12/09/20)           |
|                       | 12           | at Air Force (01/16/21)     |
| FREE THROW PERCENTAGE | .417 (5-12)  | at Air Force (01/16/21)     |
|                       | .545 (12-22) | at Oregon St. (12/06/20)    |
| REBOUNDS              | 20           | at San Diego St. (01/30/21) |
|                       | 23           | BOISE ST. (01/11/21)        |
| ASSISTS               | 6            | at Fresno State (01/04/21)  |
|                       | 9            | BOISE ST. (01/11/21)        |
|                       | 9            | COLORADO ST. (02/06/21)     |
| STEALS                | 2            | OMAHA (12/17/20)            |
|                       | 2            | BOISE ST. (01/13/21)        |
|                       | 2            | at Air Force (01/16/21)     |
| BLOCKED SHOTS         | 0            | at Fresno State (01/04/21)  |
|                       | 0            | COLORADO ST. (02/06/21)     |
| TURNOVERS             | 7            | at Fresno State (01/04/21)  |
|                       | 8            | BOISE ST. (01/11/21)        |
| FOULS                 | 11           | MISSISSIPPI VAL. (11/28/20) |
|                       | 13           | at San Diego St. (01/28/21) |

Opponent Game Lows

Opponent - GAME LOWS

|                       |              |                             |
|-----------------------|--------------|-----------------------------|
| POINTS                | 58           | at Air Force (01/18/21)     |
|                       | 61           | MISSISSIPPI VAL. (11/28/20) |
|                       | 61           | DENVER (12/09/20)           |
|                       | 64           | NEVADA (01/22/21)           |
|                       | 68           | COLORADO ST. (02/06/21)     |
| FIELD GOALS MADE      | 19           | DENVER (12/09/20)           |
|                       | 20           | at Oregon St. (12/06/20)    |
| FIELD GOAL ATTEMPTS   | 45           | COLORADO ST. (02/06/21)     |
|                       | 46           | at Air Force (01/18/21)     |
| FIELD GOAL PERCENTAGE | .339 (21-62) | NEVADA (01/22/21)           |
|                       | .357 (20-56) | at Oregon St. (12/06/20)    |
| 3 PT FIELD GOALS MADE | 1            | at Air Force (01/18/21)     |
|                       | 3            | TEXAS SOUTHERN (11/30/20)   |
|                       | 3            | OMAHA (12/17/20)            |
| 3 PT FG ATTEMPTS      | 3            | COLORADO ST. (02/06/21)     |
|                       | 11           | TEXAS SOUTHERN (11/30/20)   |
|                       | 12           | DENVER (12/09/20)           |
|                       | 12           | OMAHA (12/17/20)            |
| 3 PT FG PERCENTAGE    | .083 (1-12)  | at Air Force (01/18/21)     |
|                       | .160 (4-25)  | NEVADA (01/22/21)           |
| FREE THROWS MADE      | 2            | MISSISSIPPI VAL. (11/28/20) |
|                       | 4            | at San Diego St. (01/28/21) |
| FREE THROW ATTEMPTS   | 6            | MISSISSIPPI VAL. (11/28/20) |
|                       | 8            | at San Diego St. (01/28/21) |
| FREE THROW PERCENTAGE | .333 (2-6)   | MISSISSIPPI VAL. (11/28/20) |
|                       | .500 (4-8)   | at San Diego St. (01/28/21) |
| REBOUNDS              | 24           | at Air Force (01/16/21)     |
|                       | 29           | at Air Force (01/18/21)     |
| ASSISTS               | 6            | MISSISSIPPI VAL. (11/28/20) |
|                       | 7            | COLORADO ST. (02/06/21)     |
| STEALS                | 2            | BOISE ST. (01/11/21)        |
|                       | 3            | at Utah Valley (12/12/20)   |
|                       | 3            | COLORADO ST. (02/04/21)     |
| BLOCKED SHOTS         | 0            | at San Diego St. (01/30/21) |
|                       | 0            | COLORADO ST. (02/06/21)     |
| TURNOVERS             | 8            | BOISE ST. (01/11/21)        |
|                       | 8            | at Air Force (01/16/21)     |
|                       | 8            | NEVADA (01/24/21)           |
|                       | 8            | at San Diego St. (01/30/21) |
| FOULS                 | 10           | at Air Force (01/16/21)     |
|                       | 14           | BOISE ST. (01/13/21)        |



Player Superlatives

Wyoming

|                          |             |  |
|--------------------------|-------------|--|
| Points                   | 30          | MALDONADO, Hunter at Utah Valley (12/12/20)      |
|                          | 30          | WILLIAMS, Marcus vs Denver (12/09/20)            |
|                          | 28          | WILLIAMS, Marcus vs Nevada (01/24/21)            |
|                          | 25          | THOMPSON, Hunter vs Mississippi Val. (11/28/20)  |
|                          | 22          | THOMPSON, Hunter at Fresno State (01/02/21)      |
| Field Goals Made         | 13          | WILLIAMS, Marcus vs Denver (12/09/20)            |
|                          | 12          | MALDONADO, Hunter at Utah Valley (12/12/20)      |
| Field Goal Att.          | 23          | MALDONADO, Hunter at Utah Valley (12/12/20)      |
|                          | 20          | WILLIAMS, Marcus vs Denver (12/09/20)            |
| FG Pct (min 5 made)      | .875 (7-8)  | THOMPSON, Hunter at Fresno State (01/02/21)      |
|                          | .750 (6-8)  | FOSTER, Kenny vs Incarnate Word (12/02/20)       |
| 3-Point FG Made          | 7           | THOMPSON, Hunter at Fresno State (01/02/21)      |
|                          | 6           | JEFFRIES, Drake at Utah Valley (12/12/20)        |
|                          | 6           | JEFFRIES, Drake vs Mississippi Val. (11/28/20)   |
| 3-Point FG Att.          | 15          | JEFFRIES, Drake vs Mississippi Val. (11/28/20)   |
|                          | 12          | JEFFRIES, Drake vs Omaha (12/17/20)              |
| 3-Pt FG Pct (min 2 made) | 1.000 (3-3) | FOSTER, Kenny vs Incarnate Word (12/02/20)       |
|                          | 1.000 (2-2) | MARBLE, Kwane vs Boise St. (01/13/21)            |
| Free Throws Made         | 11          | WILLIAMS, Marcus vs Nevada (01/24/21)            |
|                          | 10          | MALDONADO, Hunter vs Texas Southern (11/30/20)   |
| Free Throw Att.          | 13          | WILLIAMS, Marcus vs Nevada (01/24/21)            |
|                          | 13          | MALDONADO, Hunter vs Texas Southern (11/30/20)   |
| FT Pct (min 3 made)      | 1.000 (6-6) | MALDONADO, Hunter at San Diego St. (01/28/21)    |
|                          | 1.000 (4-4) | JEFFRIES, Drake vs Colorado St. (02/06/21)       |
|                          | 1.000 (4-4) | MARBLE, Kwane vs Colorado St. (02/04/21)         |
|                          | 1.000 (4-4) | ODEN, Jeremiah vs Boise St. (01/13/21)           |
|                          | 1.000 (4-4) | DUSELL, Xavier vs Boise St. (01/13/21)           |
|                          | 1.000 (4-4) | ODEN, Jeremiah at Fresno State (01/02/21)        |
|                          | 1.000 (4-4) | MALDONADO, Hunter vs Mississippi Val. (11/28/20) |
|                          | 1.000 (3-3) | ODEN, Jeremiah at San Diego St. (01/30/21)       |
|                          | 1.000 (3-3) | MARBLE, Kwane at Air Force (01/18/21)            |
|                          | 1.000 (3-3) | MALDONADO, Hunter at Fresno State (01/04/21)     |
|                          | 1.000 (3-3) | MARBLE, Kwane at Utah Valley (12/12/20)          |
|                          | 1.000 (3-3) | DUSELL, Xavier at Oregon St. (12/06/20)          |
| Rebounds                 | 12          | MALDONADO, Hunter vs Omaha (12/17/20)            |
|                          | 11          | ODEN, Jeremiah vs Texas Southern (11/30/20)      |
| Assists                  | 8           | MALDONADO, Hunter vs Omaha (12/17/20)            |
|                          | 8           | MALDONADO, Hunter at Utah Valley (12/12/20)      |
|                          | 8           | MALDONADO, Hunter vs Incarnate Word (12/02/20)   |
|                          | 8           | MALDONADO, Hunter vs Mississippi Val. (11/28/20) |
|                          | 8           | WILLIAMS, Marcus vs Mississippi Val. (11/28/20)  |
| Steals                   | 3           | MARBLE, Kwane vs Colorado St. (02/06/21)         |
|                          | 3           | WILLIAMS, Marcus vs Denver (12/09/20)            |
|                          | 3           | MALDONADO, Hunter at Oregon St. (12/06/20)       |
|                          | 3           | MALDONADO, Hunter vs Incarnate Word (12/02/20)   |
|                          | 3           | WILLIAMS, Marcus vs Incarnate Word (12/02/20)    |
| Blocked Shots            | 3           | ODEN, Jeremiah vs Denver (12/09/20)              |
|                          | 3           | THOMPSON, Hunter at Oregon St. (12/06/20)        |
| Turnovers                | 8           | MALDONADO, Hunter at Fresno State (01/02/21)     |
|                          | 7           | WILLIAMS, Marcus at San Diego St. (01/28/21)     |
|                          | 5           | WILLIAMS, Marcus vs Colorado St. (02/06/21)      |
| Fouls                    | 5           | THOMPSON, Hunter vs Nevada (01/24/21)            |
|                          | 5           | IKE, Graham vs Nevada (01/24/21)                 |

Wyoming

|         |    |  |
|---------|----|--|
|         | 5  | THOMPSON, Hunter vs Omaha (12/17/20)           |
|         | 5  | THOMPSON, Hunter vs Denver (12/09/20)          |
|         | 5  | DUSELL, Xavier at Oregon St. (12/06/20)        |
|         | 5  | THOMPSON, Hunter vs Texas Southern (11/30/20)  |
| Minutes | 40 | MALDONADO, Hunter at Oregon St. (12/06/20)     |
|         | 39 | MALDONADO, Hunter at Fresno State (01/04/21)   |
|         | 39 | MALDONADO, Hunter vs Incarnate Word (12/02/20) |
|         | 39 | WILLIAMS, Marcus vs Incarnate Word (12/02/20)  |
|         | 38 | MALDONADO, Hunter vs Colorado St. (02/04/21)   |
|         | 38 | WILLIAMS, Marcus vs Colorado St. (02/04/21)    |
|         | 38 | MALDONADO, Hunter at Air Force (01/16/21)      |

Opponents

|                          |             |   |
|--------------------------|-------------|---|
| Points                   | 33          | ROBINSON, Orlando at Fresno State (01/04/21)      |
|                          | 27          | Wanjiang Tut vs Omaha (12/17/20)                  |
|                          | 27          | Fardaws Aimaq at Utah Valley (12/12/20)           |
|                          | 26          | Matt Mitchell at San Diego St. (01/30/21)         |
| Field Goals Made         | 12          | ROBINSON, Orlando at Fresno State (01/04/21)      |
|                          | 10          | Wanjiang Tut vs Omaha (12/17/20)                  |
|                          | 10          | Keaston Willis vs Incarnate Word (12/02/20)       |
|                          | 10          | Michael Weathers vs Texas Southern (11/30/20)     |
| Field Goal Att.          | 10          | Kam'Ron Cunningham vs Mississippi Val. (11/28/20) |
|                          | 21          | WILLIAMS, Marcus vs Mississippi Val. (11/28/20)   |
|                          | 19          | Michael Weathers vs Texas Southern (11/30/20)     |
| FG Pct (min 5 made)      | .800 (8-10) | Chris Joyce at Air Force (01/16/21)               |
|                          | .778 (7-9)  | Rayl Dennis vs Boise St. (01/13/21)               |
|                          | .778 (7-9)  | GRAY, Christian at Fresno State (01/04/21)        |
| 3-Point FG Made          | 4           | Matt Mitchell at San Diego St. (01/30/21)         |
|                          | 4           | Terrell Gomez at San Diego St. (01/28/21)         |
|                          | 4           | Chris Joyce at Air Force (01/16/21)               |
|                          | 4           | Devonaire Doutrive vs Boise St. (01/11/21)        |
|                          | 4           | Josh Morgan vs Incarnate Word (12/02/20)          |
| 3-Point FG Att.          | 4           | Kam'Ron Cunningham vs Mississippi Val. (11/28/20) |
|                          | 9           | Kam'Ron Cunningham vs Mississippi Val. (11/28/20) |
|                          | 8           | Desmond Cambridge vs Nevada (01/22/21)            |
| 3-Pt FG Pct (min 2 made) | 1.000 (4-4) | Terrell Gomez at San Diego St. (01/28/21)         |
|                          | 1.000 (2-2) | Keshad Johnson at San Diego St. (01/30/21)        |
|                          | 1.000 (2-2) | Jordan Schakel at San Diego St. (01/30/21)        |
| Free Throws Made         | 13          | Kobey Lam vs Denver (12/09/20)                    |
|                          | 13          | Grant Sherfield vs Nevada (01/24/21)              |
| Free Throw Att.          | 11          | Fardaws Aimaq at Utah Valley (12/12/20)           |
|                          | 16          | Fardaws Aimaq at Utah Valley (12/12/20)           |
|                          | 14          | Grant Sherfield vs Nevada (01/24/21)              |
| FT Pct (min 3 made)      | 1.000 (8-8) | Dearon Tucker at Oregon St. (12/06/20)            |
|                          | 1.000 (7-7) | Marcus Shaver Jr. vs Boise St. (01/13/21)         |
|                          | 1.000 (6-6) | John Torje vs Colorado St. (02/04/21)             |
|                          | 1.000 (6-6) | HILL, Isaiah at Fresno State (01/02/21)           |
|                          | 1.000 (6-6) | Jase Townsend vs Denver (12/09/20)                |
|                          | 1.000 (5-5) | Devonaire Doutrive vs Boise St. (01/13/21)        |
|                          | 1.000 (4-4) | Dischon Thomas vs Colorado St. (02/06/21)         |
|                          | 1.000 (4-4) | Matt Mitchell at San Diego St. (01/30/21)         |
|                          | 1.000 (4-4) | Grant Sherfield vs Nevada (01/22/21)              |
|                          | 1.000 (4-4) | Justin Hopkins vs Texas Southern (11/30/20)       |
|                          | 1.000 (3-3) | GRAY, Christian at Fresno State (01/04/21)        |
|                          | 1.000 (3-3) | Keaston Willis vs Incarnate Word (12/02/20)       |
| Rebounds                 | 20          | Fardaws Aimaq at Utah Valley (12/12/20)           |
|                          | 14          | Mladen Armus vs Boise St. (01/11/21)              |
| Assists                  | 8           | Trey Woodbury at Utah Valley (12/12/20)           |
|                          | 6           | Lamont Butler at San Diego St. (01/28/21)         |
|                          | 6           | Glen McClintock at Air Force (01/16/21)           |
| Steals                   | 4           | Ameka Akaya at Air Force (01/16/21)               |
|                          | 3           | Matt Mitchell at San Diego St. (01/28/21)         |
|                          | 3           | HOLLAND, Anthony at Fresno State (01/02/21)       |
| Blocked Shots            | 5           | Abu Kigab vs Boise St. (01/11/21)                 |
|                          | 4           | Wanjiang Tut vs Omaha (12/17/20)                  |

Opponents

|       |   |  |
|-------|---|--|
|       | 5 | Warith Alatishe at Oregon St. (12/06/20)       |
|       | 5 | Alexander Perry vs Mississippi Val. (11/28/20) |
| Fouls | 5 | Isaiah Stevens vs Colorado St. (02/04/21)      |
|       | 5 | Lamont Butler at San Diego St. (01/30/21)      |
|       | 5 | Daniel Foster vs Nevada (01/24/21)             |
|       | 5 | Daniel Foster vs Nevada (01/22/21)             |
|       | 5 | ROBINSON, Orlando at Fresno State (01/02/21)   |
|       | 5 | Marion Ruffin vs Omaha (12/17/20)              |
|       | 5 | Evan Cole at Utah Valley (12/12/20)            |
|       | 5 | Robert Jones vs Denver (12/09/20)              |
|       | 5 | Bradley Akhile vs Incarnate Word (12/02/20)    |
|       | 5 | Drew Lutz vs Incarnate Word (12/02/20)         |
|       | 5 | Terry Collins vs Mississippi Val. (11/28/20)   |



Cowboys in the NCAA National Stats

Team Stats

|  |     |    |       |                   |       |               |       |
|--|-----|----|-------|-------------------|-------|---------------|-------|
| 3-pt Field Goal Attempts (340 ranked)          | 22  | 1  | 540   | FIU               | 714   | Wyoming       | 540   |
| Assist Turnover Ratio (340 ranked)             | 56  | 3  | 1.24  | Iowa              | 2.11  | San Diego St. | 1.32  |
| Assists Per Game (340 ranked)                  | 123 | 5  | 13.9  | McNeese           | 19.9  | Utah St.      | 16.2  |
| Blocked Shots Per Game (340 ranked)            | 283 | 10 | 2.2   | Florida           | 6.3   | Utah St.      | 4.8   |
| Defensive Rebounds per Game (340 ranked)       | 263 | 10 | 24.11 | Colgate           | 30.80 | Utah St.      | 28.32 |
| Fewest Fouls (340 ranked)                      | 286 | 10 | 365   | American          | 87    | New Mexico    | 279   |
| Fewest Turnovers (340 ranked)                  | 123 | 1  | 214   | American Howard   | 72    | Wyoming       | 214   |
| Field-Goal Percentage (340 ranked)             | 176 | 8  | 44.2  | Gonzaga           | 55.1  | Colorado St.  | 48.1  |
| Field-Goal Percentage Defense (340 ranked)     | 329 | 10 | 48.1  | Houston           | 36.5  | Utah St.      | 38.5  |
| Free Throw Attempts (340 ranked)               | 77  | 3  | 383   | Arizona           | 518   | Nevada        | 435   |
| Free Throws Made (340 ranked)                  | 71  | 3  | 276   | Arizona           | 373   | Nevada        | 329   |
| Free-Throw Percentage (340 ranked)             | 126 | 4  | 72.1  | Colorado          | 82.4  | Colorado St.  | 77.7  |
| Offensive Rebounds Per Game (340 ranked)       | 277 | 8  | 8.21  | Houston           | 15.16 | New Mexico    | 14.19 |
| Personal Fouls Per Game (340 ranked)           | 281 | 10 | 19.2  | Notre Dame        | 11.8  | Utah St.      | 15.4  |
| Rebound Margin (340 ranked)                    | 314 | 9  | -5.3  | North Carolina    | 10.8  | Utah St.      | 10.7  |
| Scoring Defense (340 ranked)                   | 300 | 10 | 76.7  | Loyola Chicago    | 55.9  | San Diego St. | 60.3  |
| Scoring Margin (340 ranked)                    | 226 | 8  | -1.1  | Baylor            | 24.2  | San Diego St. | 15.1  |
| Scoring Offense (340 ranked)                   | 77  | 2  | 75.6  | Gonzaga           | 93.0  | Boise St.     | 77.5  |
| Steals Per Game (340 ranked)                   | 275 | 9  | 5.3   | Eastern Ky.       | 10.8  | San Diego St. | 8.3   |
| Three Pt FG Defense (340 ranked)               | 139 | 4  | 32.6  | Houston           | 25.5  | Colorado St.  | 29.8  |
| Three-Point Field Goals Per Game (340 ranked)  | 20  | 1  | 9.8   | Oral Roberts      | 11.6  | Wyoming       | 9.8   |
| Three-Point Field-Goal Percentage (340 ranked) | 132 | 7  | 34.6  | Baylor            | 43.9  | Colorado St.  | 38.2  |
| Total 3-point FGM (339 ranked)                 | 24  | 1  | 187   | FIU               | 242   | Wyoming       | 187   |
| Total Assists (340 ranked)                     | 106 | 6  | 265   | Belmont           | 426   | Utah St.      | 308   |
| Total Blocks (340 ranked)                      | 251 | 11 | 42    | Auburn            | 135   | Utah St.      | 92    |
| Total Rebounds (340 ranked)                    | 186 | 9  | 614   | Bradley           | 906   | Utah St.      | 777   |
| Total Rebounds Per Game (340 ranked)           | 296 | 10 | 32.32 | Buffalo           | 43.00 | Utah St.      | 40.89 |
| Total Steals (340 ranked)                      | 219 | 9  | 101   | Eastern Ky.       | 227   | San Diego St. | 157   |
| Turnover Margin (340 ranked)                   | 84  | 3  | 1.8   | Abilene Christian | 8.1   | San Diego St. | 3.9   |
| Turnovers Forced (340 ranked)                  | 206 | 7  | 13.05 | Abilene Christian | 21.67 | San Diego St. | 15.53 |
| Turnovers Per Game (340 ranked)                | 40  | 2  | 11.3  | Villanova         | 9.1   | Boise St.     | 11.1  |
| Won-Lost Percentage (338 ranked)               | 172 | 7  | 52.6  | Gonzaga Baylor    | 100.0 | Boise St.     | 80.0  |

Individual Stats

|   |                  |     |    |        |                                  |        |                               |        |
|---|------------------|-----|----|--------|----------------------------------|--------|-------------------------------|--------|
| 3-pt Field Goal Attempts (348 ranked)         | Drake Jeffries   | 141 | 6  | 108    | Rashad Williams, Oakland         | 224    | Desmond Cambridge, Nevada     | 155    |
|   | Marcus Williams  | 273 | 11 | 91     |                                  |        |                               |        |
|   | Xavier DuSell    | 334 | 16 | 85     |                                  |        |                               |        |
| Assist Turnover Ratio (349 ranked)            | Hunter Maldonado | 173 | 4  | 1.74   | Jon Williams, Robert Morris      | 5.20   | Grant Sherfield, Nevada       | 2.60   |
|   | Marcus Williams  | 242 | 6  | 1.48   |                                  |        |                               |        |
| Assists Per Game (349 ranked)                 | Hunter Maldonado | 79  | 3  | 4.6    | Jalen Moore, Oakland             | 8.1    | Grant Sherfield, Nevada       | 6.2    |
|   | Marcus Williams  | 108 | 4  | 4.2    |                                  |        |                               |        |
| Blocked Shots Per Game (348 ranked)           |                  |     |    |        | KC Ndefo, Saint Peter's          | 3.94   | Neemias Queta, Utah St.       | 3.05   |
| Defensive Rebounds per Game (344 ranked)      | Hunter Maldonado | 245 | 7  | 4.74   | Fardaws Aimaq, Utah Valley       | 10.60  | David Roddy, Colorado St.     | 7.28   |
| Double Doubles (229 ranked)                   |                  |     |    |        | Terry Taylor, Austin Peay        | 16     | Neemias Queta, Utah St.       | 7      |
|   |                  |     |    |        |                                  |        | David Roddy, Colorado St.     | 7      |
|   |                  |     |    |        |                                  |        | Orlando Robinson, Fresno St.  | 7      |
| Field-Goal Percentage (347 ranked)            | Marcus Williams  | 191 | 7  | 46.0   | Asbjorn Midtgaard, Grand Canyon  | 74.4   | Neemias Queta, Utah St.       | 56.8   |
| Free Throw Attempts (349 ranked)              | Hunter Maldonado | 49  | 2  | 105    | Jalen Moore, Oakland             | 181    | Grant Sherfield, Nevada       | 119    |
|   | Marcus Williams  | 108 | 7  | 89     |                                  |        |                               |        |
|   | Kwane Marble II  | 349 | 15 | 64     |                                  |        |                               |        |
| Free Throws Made (344 ranked)                 | Hunter Maldonado | 70  | 2  | 74     | Jalen Moore, Oakland             | 139    | Grant Sherfield, Nevada       | 105    |
|   | Marcus Williams  | 129 | 7  | 64     |                                  |        |                               |        |
| Free-Throw Percentage (350 ranked)            | Marcus Williams  | 339 | 7  | 71.9   | Ty Gadsden, UNCW                 | 95.3   | Isaiah Stevens, Colorado St.  | 88.9   |
|   | Kwane Marble II  | 340 | 8  | 71.9   |                                  |        |                               |        |
| Minutes Per Game (350 ranked)                 | Hunter Maldonado | 57  | 2  | 35:19  | Jamir Harris, American           | 41:21  | AJ Walker, Air Force          | 36:36  |
|   | Marcus Williams  | 317 | 8  | 32:00  |                                  |        |                               |        |
| Offensive Rebounds Per Game (346 ranked)      |                  |     |    |        | Terry Taylor, Austin Peay        | 5.00   | Mladen Armus, Boise St.       | 3.30   |
| Points Per Game (349 ranked)                  | Marcus Williams  | 182 | 4  | 15.9   | Luka Garza, Iowa                 | 24.5   | Grant Sherfield, Nevada       | 18.9   |
| Rebounds Per Game (337 ranked)                | Hunter Maldonado | 333 | 8  | 6.1    | Fardaws Aimaq, Utah Valley       | 15.5   | Orlando Robinson, Fresno St.  | 9.4    |
| Steals Per Game (348 ranked)                  |                  |     |    |        | Jacob Gilyard, Richmond          | 3.80   | AJ Walker, Air Force          | 1.75   |
| Three-Point Field Goals Per Game (349 ranked) | Xavier DuSell    | 226 | 10 | 2.00   | Kaiden Rice, The Citadel         | 4.26   | Jordan Schakel, San Diego St. | 3.05   |
|   | Drake Jeffries   | 226 | 10 | 2.00   |                                  |        |                               |        |
| Three-Point Field-Goal Percentage (93 ranked) |                  |     |    |        | Nate Johnson, Xavier             | 52.6   | Jordan Schakel, San Diego St. | 45.0   |
| Total 3-point FGM (336 ranked)                | Xavier DuSell    | 173 | 9  | 38     | Kaiden Rice, The Citadel         | 81     | Jordan Schakel, San Diego St. | 58     |
|   | Drake Jeffries   | 173 | 9  | 38     |                                  |        |                               |        |
| Total Assists (348 ranked)                    | Hunter Maldonado | 57  | 3  | 87     | Jalen Moore, Oakland             | 203    | Grant Sherfield, Nevada       | 130    |
|   | Marcus Williams  | 84  | 4  | 80     |                                  |        |                               |        |
| Total Blocks (325 ranked)                     |                  |     |    |        | KC Ndefo, Saint Peter's          | 67     | Neemias Queta, Utah St.       | 58     |
| Total Field Goal Attempts (345 ranked)        | Marcus Williams  | 151 | 7  | 226    | Jalen Moore, Oakland             | 346    | Grant Sherfield, Nevada       | 286    |
| Total Field Goals Made (346 ranked)           | Marcus Williams  | 142 | 6  | 104    | Luka Garza, Iowa                 | 191    | Grant Sherfield, Nevada       | 127    |
| Total Minutes (350 ranked)                    | Hunter Maldonado | 89  | 3  | 671:10 | Jalen Moore, Oakland             | 925:48 | AJ Walker, Air Force          | 732:09 |
|   | Marcus Williams  | 241 | 10 | 607:57 |                                  |        |                               |        |
| Total Points (350 ranked)                     | Marcus Williams  | 124 | 5  | 302    | Luka Garza, Iowa                 | 514    | Grant Sherfield, Nevada       | 397    |
| Total Rebounds (343 ranked)                   | Hunter Maldonado | 246 | 10 | 115    | Fardaws Aimaq, Utah Valley       | 232    | Neemias Queta, Utah St.       | 173    |
|   |                  |     |    |        | Terry Taylor, Austin Peay        | 232    |                               |        |
| Total Steals (321 ranked)                     |                  |     |    |        | DeVante' Jones, Coastal Carolina | 58     | AJ Walker, Air Force          | 35     |
| Triple Doubles (2 ranked)                     |                  |     |    |        | Chandler Vaudrin, Winthrop       | 2      |                               |        |





**Last Time an Individual**

**Cowboy Scored 30 Points** 30 by Hunter Maldonado, at UVU, 12/12/20  
**Opponent Scored 30 Points** 33 by Orlando Robinson, at FS, 01/04/21

**Cowboy Scored 40 Points** 41 by Jay Straight vs. CSU, 2/26/05  
**Opponent Scored 40 Points** 43 by Ruben Douglas UNM, 2/15/03

**Cowboy Made Seven 3FG** 7 by H. Thompson, at Fresno St. 1/2/21  
**Opponent Made Seven 3FG** 8 Braxton Huggins, Fresno St., 2/27/19

**Cowboy Made 15 FT** 16 by Jason McManamen vs. Pacific, 11/22/16  
**Opponent Made 15 FT** 17 by Deshon Taylor, Fresno State, 2/8/17

**Cowboy Had 15 Rebounds** 15 by Hunter Maldonado, Niagara, 11/16/18  
**Opponent Had 15 Rebounds** 15 by Nico Carvacho, Colorado State 3/4/20

**Cowboy Had 20 Rebounds** 20 by Justin James, vs. Evansville, 11/28/18  
**Opponent Had 20 Rebounds** 20 by Carlton Bragg, UNM, 3/6/19

**Cowboy Had 10 Assists** 10 by Hunter Maldonado, at Nevada 1/14/20  
**Opponent Had 10 Assists** 10 by Alex Caruso at Texas A&M, 3/18/14

**Cowboy had 15 Assists** 15 by Jay Straight vs. Winthrop, 12/20/03  
**Opponent had 15 Assists** 15 by Matt Montague BYU, 2/2/02

**Cowboy Blocked Five Shots** 5 by Alan Herndon, at Nevada, 1/3/18  
**Opponent Blocked Five Shots** 5 by Neemis Queta, Utah St., 3/6/20

**Cowboy Had Five Steals** 5 by Jake Hendricks, vs. UNLV, 1/11/20  
**Opponent Had Five Steals** 6 by Jonah Mathews, vs. USC, 12/23/16

**Cowboy Had a Double-Double** Hunter Maldonado, vs. Omaha, 12/17/20  
**Opponent Had a Double-Double** (14 points and 12 rebounds)  
 David Roddy, Colo. State, 2/6/21  
 (15 points, 11 rebounds)

**Two Pokes Had a Double-Double** James/Herndon at Colorado State, 1/31/18

**Three Pokes Had a Double-Double** Alan Herndon vs. Drake, 12/2/17  
 (32 points and 10 rebounds)  
 Hayden Dalton vs. Drake, 12/2/17  
 (17 points and 14 rebounds)  
 Justin James vs. Drake, 12/2/17  
 (24 points and 12 rebounds)

**Two Cowboys Scored 25 Points Each**  
 25 points by Justin James at Colorado State, 1/31/18  
 26 points by Hayden Dalton at Colorado State, 1/31/18

**Four Cowboys Scored 20 Points Each**  
 20 points by Turk Boyd vs. Loyola Marymount, 3/17/86  
 20 points by Les Bolden vs. Loyola Marymount, 3/17/86  
 24 points by Fennis Dembo vs. Loyola Marymount, 3/17/86  
 20 points by Eric Leckner vs. Loyola Marymount, 3/17/86

**Three Cowboys Scored 20 Points Each**  
 23 points by Justin James vs. Grambling, 11/14/18  
 21 points by Hunter Maldonado vs. Grambling, 11/14/18  
 21 points by TJ Taylor vs. Grambling, 11/14/18

**Two Cowboys Scored 20 Points Each**  
 25 by Hunter Thompson vs. Miss. Valley State, 11-28-20  
 20 by Marcus Williams vs. Miss. Valley State, 11-28-20

**At Least Five Cowboys Scored in Double Figures**  
 28 by Marcus Williams vs. Nevada, 1-24-21  
 18 by Graham Ike vs. Nevada, 1-24-21  
 13 by Kwane Marble II vs. Nevada, 1-24-21  
 13 by Xavier DuSell vs. Nevada, 1-24-21  
 11 by Kenny Foster vs. Nevada, 1-24-21

**Triple-Doubles by a Cowboy**  
 Justin Williams vs. Utah, 3/10/06, (10 pts, 15 rbs and 12 blks)  
 Theo Ratliff vs. San Diego St., 1/2/95, (20 pts, 12 rbs and 11 blks)

**Largest Margin of Victory in the AA by Wyoming**  
 53 vs. Tennessee St. 109-56, 12/17/03

**Last Time a Team**

**Wyoming Scored 100 Points** 114 vs. New Mexico, 2/20/18  
**Opponent Scored 100 Points** 119 by New Mexico, 2/20/18

**Wyoming Scored Less Than 50 Points** 45 vs. Utah State, 1/28/20  
**Opponent Scored Less Than 50 Points** 49 Detroit Mercy, 11/19/19

**Wyoming Scored Less Than 40 Points** 32 at South Carolina, 11/10/19  
**Opponent Scored Less Than 40 Points** 35 by Regis, 12/7/14

**Wyoming Shot 60% From the Field** 61.9 vs. UNC, 11/16/14  
**Opponent Shot 60% From the Field** 60.7 by San Diego St., 1/30/21

**Wyoming Shot less than 30%** 23.1 at South Carolina, 11/10/19  
**Opponent Shot less than 30%** 28.4 by Detroit Mercy, 11/19/19

**Wyoming Made 15 3-Point Baskets** 16 at Air Force, 1/18/21  
**Opponent Made 15 3-Point Baskets** 17 vs. Air Force, 12/4/19

**Wyoming Made No 3-Point Baskets** vs. Denver, 11/25/09  
**Opponent Made No 3-Point Baskets** by Fresno State, 1/16/13

**Wyoming Made 30 Free Throws** 34 vs. Nevada, 1/24/18  
**Opponent Made 30 Free Throws** 30 by Nevada, 1/24/21

**Wyoming Made 20 Free Throws** 21 vs. Nevada, 1/24/21  
**Opponent Made 20 Free Throws** 26 by Oregon State, 12/6/20

**Wyoming Made 90% of Free Throws** 93% vs. Boise State, 1/13/21  
 (Min 10 FTA)  
**Opponent Made 90% of Free Throws** 91% by Boise State, 1/13/21  
 (Min 10 FTA)

**Wyoming Attempted 40 Free Throws** 41 vs. BC, 11/19/18  
**Opponent Attempted 40 Free Throws** 40 by Utah State, 3/6/20

**Wyoming Attempted 30 Free Throws** 30 vs Nevada, 1/24/21  
**Opponent Attempted 30 Free Throws** 38 by Nevada, 1/24/21

**Wyoming Had 50 Rebounds** 52 vs. Drake, 12/2/17  
**Opponent Had 50 Rebounds** 52 by Colorado State, 2/15/20

**Wyoming Had 40 Rebounds** 43 vs. Omaha, 12/17/20  
**Opponent Had 40 Rebounds** 43 by San Diego State, 1/28/21  
**Wyoming Had 20 Offensive Rebounds** 20 vs. Savannah St., 1/8/03

**Wyoming Had +20 Rebound Margin** +20 vs. Utah Valley, 11/30/11  
**Opponent Had +20 Rebound Margin** +24 by Boise State, 1/11/21  
**Wyoming Had +10 Rebound Margin** +13 vs. Incarnate Word, 12/2/20  
**Opponent Had +10 Rebound Margin** +14 by Colorado State, 2/6/21

**Wyoming Had 20 Assists** 24 vs. Miss. Valley State, 11-28-20  
**An Opponent Had 20 Assists** 21 by San Diego St., 1/30/20  
**Wyoming Had less than 10 Assists** 9 vs. Colorado St., 2/6/21  
**Opponent had less than 10 Assists** 7 by Colorado St., 2/6/21

**Wyoming Committed 20 Turnovers** 22 vs. Boise State, 1/1/20  
**Opponent Committed 20 Turnovers** 27 by Denver 12/9/20  
**Opponent Committed 30 Turnovers** 31 by Alcorn St., 12/21/98  
**Wyoming Had less than 5 Turnovers** 2 vs. Colorado St., 1/30/16

**Wyoming Blocked 10 Shots** 10 vs. South Dakota, 12/20/09

**Wyoming Had 15 Steals** 15 vs. Western St., 11/12/11  
**Wyoming Had 20 Steals** 21 by Peru St., 11/18/09

**Wyoming Beat a Top-25 Team** #23 Nevada, 104-103 (2OT) 1/24/18  
**Wyoming Beat a Top-25 Team (Home)** #23 Nevada, 104-103 (2OT) 1/24/18  
**Wyoming Beat a Top-25 Team (Road)** #18 BYU, 56-53, 1/18/80  
**Wyoming Beat a Top-25 Team (Neutral)** #RV/25 San Diego St., 3/14/15



Game 1: Wyoming 97 MVSU 61

Official Basketball Box Score -- Game Totals -- Final Statistics

Mississippi Val. vs Wyoming  
11/28/20 2:00 pm at Laramie, WY



Mississippi Val. 61 • 0-3,0-0 SWAC

| #  | Player             | Total  |        |        | 3-Ptr |     |     | Rebounds |     |     | PF | TP | A | TO | Blk | Stl | Min |
|----|--------------------|--------|--------|--------|-------|-----|-----|----------|-----|-----|----|----|---|----|-----|-----|-----|
|    |                    | FG-FGA | FG-FGA | FT-FTA | Off   | Def | Tot | Off      | Def | Tot |    |    |   |    |     |     |     |
| 21 | Quoiren Walden     | f      | 0-0    | 0-0    | 0-0   | 0   | 0   | 0        | 3   | 0   | 0  | 1  | 0 | 0  | 0   | 2   |     |
| 01 | Alexander Perry    | g      | 2-8    | 2-4    | 1-2   | 2   | 7   | 9        | 3   | 7   | 0  | 5  | 0 | 1  | 1   | 31  |     |
| 02 | Kam/Ron Cunningham | g      | 10-21  | 4-9    | 0-1   | 1   | 6   | 7        | 0   | 24  | 1  | 1  | 0 | 1  | 35  |     |     |
| 03 | Caleb Hunter       | g      | 3-13   | 0-5    | 0-2   | 3   | 3   | 6        | 1   | 6   | 2  | 4  | 0 | 1  | 31  |     |     |
| 11 | Terry Collins      | g      | 5-13   | 2-5    | 1-1   | 0   | 3   | 3        | 5   | 13  | 0  | 3  | 0 | 1  | 34  |     |     |
| 00 | Treylan Smith      | g      | 3-6    | 1-3    | 0-0   | 0   | 2   | 2        | 3   | 7   | 2  | 0  | 0 | 0  | 22  |     |     |
| 10 | Devin Gordon       | g      | 2-7    | 0-3    | 0-0   | 1   | 4   | 5        | 3   | 4   | 1  | 1  | 1 | 0  | 33  |     |     |
| 13 | Ronald Williams    | g      | 0-0    | 0-0    | 0-0   | 1   | 0   | 1        | 0   | 0   | 0  | 0  | 0 | 0  | 7   |     |     |
| 23 | Donalson Fanord    | g      | 0-0    | 0-0    | 0-0   | 0   | 3   | 3        | 2   | 0   | 1  | 0  | 0 | 0  | 5   |     |     |
|    | Team               |        |        |        |       | 2   | 0   | 2        |     |     |    |    |   |    |     |     |     |
|    | Totals             |        | 25-68  | 9-29   | 2-6   | 10  | 28  | 38       | 20  | 61  | 6  | 17 | 1 | 5  | 200 |     |     |

FG % 1st Half: 10-28 35.7% 2nd half: 15-40 37.5% Game: 25-68 36.8% Deadball Rebounds 2  
 3FG % 1st Half: 6-13 46.2% 2nd half: 3-16 18.8% Game: 9-29 31.0%  
 FT % 1st Half: 0-3 0.0% 2nd half: 2-3 66.7% Game: 2-6 33.0%

Wyoming 97 • 1-0,0-0 Mountain

| #  | Player            | Total  |        |        | 3-Ptr |     |     | Rebounds |     |     | PF | TP | A | TO | Blk | Stl | Min |
|----|-------------------|--------|--------|--------|-------|-----|-----|----------|-----|-----|----|----|---|----|-----|-----|-----|
|    |                   | FG-FGA | FG-FGA | FT-FTA | Off   | Def | Tot | Off      | Def | Tot |    |    |   |    |     |     |     |
| 10 | THOMPSON, Hunter  | f      | 9-13   | 5-7    | 2-2   | 2   | 4   | 6        | 4   | 25  | 0  | 1  | 1 | 1  | 26  |     |     |
| 25 | ODEN, Jeremiah    | f      | 2-5    | 0-2    | 1-1   | 0   | 5   | 5        | 1   | 5   | 2  | 0  | 1 | 1  | 26  |     |     |
| 00 | JEFFRIES, Drake   | g      | 6-15   | 6-15   | 1-1   | 1   | 7   | 8        | 1   | 19  | 2  | 0  | 0 | 2  | 35  |     |     |
| 01 | WILLIAMS, Marcus  | g      | 8-12   | 1-3    | 3-5   | 0   | 4   | 4        | 1   | 20  | 8  | 2  | 1 | 2  | 34  |     |     |
| 24 | MALDONADO, Hunter | g      | 3-8    | 0-1    | 4-4   | 1   | 6   | 7        | 2   | 10  | 8  | 3  | 0 | 1  | 32  |     |     |
| 02 | LAMONT, Drew      | g      | 1-3    | 1-3    | 2-2   | 0   | 3   | 3        | 0   | 5   | 1  | 0  | 0 | 0  | 12  |     |     |
| 11 | NELSON, Eoin      | g      | 4-5    | 0-0    | 1-2   | 2   | 1   | 3        | 1   | 9   | 0  | 1  | 0 | 0  | 9   |     |     |
| 53 | DUSELL, Xavier    | g      | 2-6    | 0-4    | 0-0   | 0   | 3   | 3        | 1   | 4   | 3  | 1  | 0 | 1  | 24  |     |     |
| 55 | GRIGSBY, John     | g      | 0-0    | 0-0    | 0-0   | 0   | 0   | 0        | 0   | 0   | 0  | 0  | 0 | 0  | 2   |     |     |
|    | Team              |        |        |        |       | 0   | 2   | 2        |     |     |    |    |   |    |     |     |     |
|    | Totals            |        | 35-67  | 13-35  | 14-17 | 6   | 35  | 41       | 11  | 97  | 24 | 10 | 2 | 8  | 200 |     |     |

FG % 1st Half: 20-36 55.6% 2nd half: 15-31 48.4% Game: 35-67 52.2% Deadball Rebounds 1  
 3FG % 1st Half: 9-19 47.4% 2nd half: 4-16 25.0% Game: 13-35 37.1%  
 FT % 1st Half: 8-11 72.7% 2nd half: 6-6 100.0% Game: 14-17 82.4%

Officials: Rob Kruger, Kerby Sitton, Brad Fowler  
 Technical fouls: Mississippi Val.-None. Wyoming-None.  
 Attendance: 1216  
 2020-21 Men's Basketball. Round: 0. Mississippi Val. vs Wyoming. Played at Arena

| Score by periods | 1st | 2nd | Total |
|------------------|-----|-----|-------|
| Mississippi Val. | 26  | 35  | 61    |
| Wyoming          | 57  | 40  | 97    |

| Points | In  | Off | 2nd    | Fast  | Bench |
|--------|-----|-----|--------|-------|-------|
| MVSU   | TSU | T/O | Chance | Break |       |
| WYO    | 40  | 26  | 11     | 5     | 6     |
|        |     |     |        |       | 18    |

Last FG - MVSU 2nd-01:46, WYO 2nd-00:35.  
 Largest lead - MVSU None, WYO by 36 2nd-16:47.  
 MVSU led for 00:00. WYO led for 39:38. Game was tied for 00:22.

Score tied - 0 times.  
 Lead changed - 0 times.

Game 3: Wyoming 94 Incarnate Word 83 OT

Official Basketball Box Score -- Game Totals -- Final Statistics

Incarnate Word vs Wyoming  
12/02/20 7:00 pm at Laramie, WY



Incarnate Word 83 • 1-2,0-0 Southlan

| #  | Player            | Total  |        |        | 3-Ptr |     |     | Rebounds |     |     | PF | TP | A | TO | Blk | Stl | Min |
|----|-------------------|--------|--------|--------|-------|-----|-----|----------|-----|-----|----|----|---|----|-----|-----|-----|
|    |                   | FG-FGA | FG-FGA | FT-FTA | Off   | Def | Tot | Off      | Def | Tot |    |    |   |    |     |     |     |
| 15 | Marcus Larsson    | f      | 3-10   | 0-0    | 2-3   | 1   | 9   | 10       | 4   | 8   | 2  | 3  | 3 | 1  | 28  |     |     |
| 02 | Keaston Willis    | g      | 10-15  | 2-5    | 3-3   | 0   | 8   | 8        | 2   | 25  | 1  | 4  | 0 | 2  | 42  |     |     |
| 03 | Drew Lutz         | g      | 2-5    | 1-2    | 1-2   | 0   | 3   | 3        | 5   | 6   | 3  | 1  | 0 | 1  | 25  |     |     |
| 05 | Brandon Swaby     | g      | 3-5    | 2-4    | 1-2   | 1   | 1   | 2        | 1   | 9   | 0  | 0  | 0 | 0  | 31  |     |     |
| 25 | Des Balentine     | g      | 3-6    | 1-1    | 1-1   | 0   | 1   | 1        | 4   | 8   | 5  | 1  | 0 | 2  | 25  |     |     |
| 01 | Bradley Akhile    | g      | 2-4    | 0-2    | 1-2   | 0   | 1   | 1        | 5   | 5   | 0  | 1  | 1 | 0  | 25  |     |     |
| 13 | Josh Morgan       | g      | 7-12   | 4-5    | 0-1   | 0   | 0   | 0        | 1   | 18  | 1  | 3  | 0 | 0  | 32  |     |     |
| 23 | Godsgift Ezedinma | g      | 2-5    | 0-0    | 0-0   | 0   | 1   | 1        | 3   | 4   | 1  | 1  | 0 | 0  | 17  |     |     |
|    | Team              |        |        |        |       | 2   | 2   | 4        |     |     |    |    |   |    |     |     |     |
|    | Totals            |        | 32-62  | 10-19  | 9-14  | 4   | 26  | 30       | 25  | 83  | 13 | 15 | 4 | 6  | 225 |     |     |

FG % 1st Half: 12-28 42.9% 2nd half: 18-29 62.1% OT: 2-5 40.0% Game: 32-62 51.6% Deadball Rebounds 0  
 3FG % 1st Half: 3-8 37.5% 2nd half: 6-10 60.0% OT: 1-1 100.0% Game: 10-19 52.6%  
 FT % 1st Half: 6-9 66.7% 2nd half: 3-5 60.0% OT: 0-0 0.0% Game: 9-14 64.3%

Wyoming 94 • 2-1,0-0 Mountain

| #  | Player            | Total  |        |        | 3-Ptr |     |     | Rebounds |     |     | PF | TP | A | TO | Blk | Stl | Min |
|----|-------------------|--------|--------|--------|-------|-----|-----|----------|-----|-----|----|----|---|----|-----|-----|-----|
|    |                   | FG-FGA | FG-FGA | FT-FTA | Off   | Def | Tot | Off      | Def | Tot |    |    |   |    |     |     |     |
| 10 | THOMPSON, Hunter  | f      | 3-7    | 1-5    | 0-0   | 1   | 5   | 6        | 2   | 7   | 1  | 2  | 0 | 1  | 34  |     |     |
| 25 | ODEN, Jeremiah    | f      | 2-8    | 0-2    | 0-0   | 0   | 4   | 4        | 1   | 4   | 0  | 0  | 1 | 0  | 19  |     |     |
| 00 | JEFFRIES, Drake   | g      | 1-3    | 1-3    | 0-0   | 0   | 1   | 1        | 2   | 3   | 0  | 1  | 1 | 0  | 18  |     |     |
| 01 | WILLIAMS, Marcus  | g      | 6-11   | 0-3    | 8-9   | 1   | 4   | 5        | 0   | 20  | 6  | 2  | 1 | 3  | 39  |     |     |
| 24 | MALDONADO, Hunter | g      | 3-10   | 1-2    | 7-10  | 3   | 4   | 7        | 2   | 14  | 8  | 1  | 0 | 3  | 39  |     |     |
| 02 | LAMONT, Drew      | g      | 0-1    | 0-1    | 0-0   | 0   | 1   | 1        | 0   | 0   | 1  | 0  | 0 | 0  | 10  |     |     |
| 03 | MARBLE, Kwane     | g      | 4-7    | 1-2    | 3-5   | 2   | 4   | 6        | 4   | 12  | 1  | 4  | 0 | 0  | 19  |     |     |
| 11 | NELSON, Eoin      | g      | 1-2    | 0-0    | 0-0   | 0   | 2   | 2        | 3   | 2   | 0  | 0  | 0 | 0  | 9   |     |     |
| 22 | FOSTER, Kenny     | g      | 6-8    | 3-3    | 6-7   | 1   | 2   | 3        | 3   | 21  | 0  | 1  | 1 | 0  | 24  |     |     |
| 53 | DUSELL, Xavier    | g      | 3-5    | 3-4    | 2-4   | 0   | 1   | 1        | 1   | 11  | 0  | 0  | 0 | 1  | 14  |     |     |
|    | Team              |        |        |        |       | 2   | 2   | 4        |     |     |    |    |   |    |     |     |     |
|    | Totals            |        | 29-62  | 10-25  | 26-35 | 12  | 31  | 43       | 16  | 94  | 17 | 12 | 4 | 8  | 225 |     |     |

FG % 1st Half: 9-30 30.0% 2nd half: 15-25 60.0% OT: 5-7 71.4% Game: 29-62 46.8% Deadball Rebounds 4  
 3FG % 1st Half: 4-15 26.7% 2nd half: 3-6 50.0% OT: 3-4 75.0% Game: 10-25 40.0%  
 FT % 1st Half: 5-10 50.0% 2nd half: 18-22 81.8% OT: 3-3 100.0% Game: 26-35 74.3%

Officials: Bob Staffen, Doran Gotschall, Brad Ferrie  
 Technical fouls: Incarnate Word-None. Wyoming-None.  
 Attendance: 1066  
 2020-21 Men's Basketball. Round: 0. Incarnate Word vs Wyoming. Played at Arena

| Score by periods | 1st | 2nd | OT | Total |
|------------------|-----|-----|----|-------|
| Incarnate Word   | 33  | 45  | 5  | 83    |
| Wyoming          | 27  | 51  | 16 | 94    |

| Points | In  | Off | 2nd    | Fast  | Bench |
|--------|-----|-----|--------|-------|-------|
| UIW    | TSU | T/O | Chance | Break |       |
| WYO    | 34  | 14  | 5      | 10    | 27    |
|        |     |     |        |       | 46    |

Last FG - UIW OT-01:20, WYO OT-01:01.  
 Largest lead - UIW by 11 2nd-15:30, WYO by 11 OT-01:01.  
 UIW led for 32:19. WYO led for 08:11. Game was tied for 04:30.

Score tied - 5 times.  
 Lead changed - 6 times.

Game 2: Wyoming 74 Texas Southern 76

Official Basketball Box Score -- Game Totals -- Final Statistics

Texas Southern vs Wyoming  
11/30/20 7:00 pm at Laramie, WY



Texas Southern 76 • 1-2,0-0 SWAC

| #  | Player           | Total  |        |        | 3-Ptr |     |     | Rebounds |     |     | PF | TP | A | TO | Blk | Stl | Min |
|----|------------------|--------|--------|--------|-------|-----|-----|----------|-----|-----|----|----|---|----|-----|-----|-----|
|    |                  | FG-FGA | FG-FGA | FT-FTA | Off   | Def | Tot | Off      | Def | Tot |    |    |   |    |     |     |     |
| 00 | Yahuza Rasas     | f      | 4-9    | 0-0    | 1-2   | 1   | 3   | 4        | 1   | 9   | 0  | 1  | 2 | 1  | 22  |     |     |
| 01 | Galen Alexander  | f      | 4-8    | 1-3    | 2-4   | 2   | 4   | 6        | 4   | 11  | 0  | 3  | 0 | 1  | 37  |     |     |
| 24 | John Walker III  | f      | 6-9    | 1-1    | 3-6   | 2   | 4   | 6        | 2   | 16  | 1  | 0  | 0 | 1  | 33  |     |     |
| 11 | Jordan Gilliam   | g      | 0-2    | 0-1    | 1-2   | 0   | 1   | 1        | 2   | 1   | 0  | 0  | 0 | 1  | 15  |     |     |
| 20 | Michael Weathers | g      | 10-19  | 0-2    | 1-1   | 2   | 5   | 7        | 4   | 21  | 3  | 0  | 0 | 1  | 31  |     |     |
| 02 | Ja'Mare Redus    | g      | 0-1    | 0-1    | 0-0   | 0   | 0   | 0        | 0   | 0   | 0  | 0  | 0 | 0  | 3   |     |     |
| 05 | Karl Nicholas    | g      | 3-7    | 0-1    | 1-1   | 1   | 3   | 4        | 4   | 7   | 1  | 3  | 1 | 0  | 15  |     |     |
| 14 | Chris Baldwin    | g      | 0-3    | 0-1    | 2-4   | 1   | 3   | 4        | 1   | 2   | 1  | 0  | 0 | 0  | 9   |     |     |
| 15 | Justin Hopkins   | g      | 2-4    | 1-1    | 4-4   | 0   | 3   | 3        | 3   | 9   | 1  | 1  | 0 | 0  | 35  |     |     |
|    | Team             |        |        |        |       | 2   | 3   | 5        |     |     |    |    |   |    |     |     |     |
|    | Totals           |        | 29-62  | 3-11   | 15-24 | 11  | 29  | 40       | 21  | 76  | 8  | 9  | 3 | 5  | 200 |     |     |

FG % 1st Half: 11-29 37.9% 2nd half: 18-33 54.5% Game: 29-62 46.8% Deadball Rebounds 2  
 3FG % 1st Half: 2-7 28.6% 2nd half: 1-4 25.0% Game: 3-11 27.3%  
 FT % 1st Half: 7-12 58.3% 2nd half: 8-12 66.7% Game: 15-24 62.5%

Wyoming 74 • 1-1,0-0 Mountain

| #  | Player           | Total  |        |        | 3-Ptr |     |     | Rebounds |     |     | PF | TP | A | TO | Blk | Stl | Min |
|----|------------------|--------|--------|--------|-------|-----|-----|----------|-----|-----|----|----|---|----|-----|-----|-----|
|    |                  | FG-FGA | FG-FGA | FT-FTA | Off   | Def | Tot | Off      | Def | Tot |    |    |   |    |     |     |     |
| 10 | THOMPSON, Hunter | f      | 3-4    | 0-1    | 1-2   | 1   | 2   | 3        | 5   | 7   | 1  | 1  | 1 | 1  | 18  |     |     |
| 25 | ODEN, Jeremiah   | f      | 4-6    | 1-2    |       |     |     |          |     |     |    |    |   |    |     |     |     |



Game 5: Wyoming 83 Denver 61

Official Basketball Box Score -- Game Totals -- Final Statistics  
 Denver vs Wyoming  
 12/09/20 7:00 pm at Laramie, WY



Denver 61 • 1-2,0-0 Summit L

| #  | Player          | Total  |        |        | 3-Ptr  |        |        | Rebounds |     |     | PF | TP | A | TO | Blk | Stl | Min |
|----|-----------------|--------|--------|--------|--------|--------|--------|----------|-----|-----|----|----|---|----|-----|-----|-----|
|    |                 | FG-FGA | FG-FGA | FT-FTA | FG-FGA | FG-FGA | FT-FTA | Off      | Def | Tot |    |    |   |    |     |     |     |
| 21 | Robert Jones    | f      | 2-5    | 0-0    | 0-0    | 2      | 0      | 2        | 5   | 4   | 0  | 4  | 0 | 0  | 10  |     |     |
| 22 | Tristan Green   | f      | 1-3    | 0-1    | 3-4    | 2      | 6      | 8        | 0   | 5   | 0  | 2  | 0 | 1  | 34  |     |     |
| 03 | Jase Townsend   | g      | 2-10   | 0-1    | 6-6    | 1      | 3      | 4        | 4   | 10  | 1  | 2  | 0 | 1  | 27  |     |     |
| 04 | Taelyr Gatlin   | g      | 2-4    | 2-3    | 0-0    | 0      | 1      | 1        | 0   | 6   | 4  | 2  | 0 | 1  | 23  |     |     |
| 00 | Drake Muller    | g      | 0-1    | 0-1    | 1-2    | 1      | 2      | 3        | 0   | 1   | 1  | 3  | 0 | 1  | 15  |     |     |
| 05 | Kobey Lam       | g      | 2-3    | 2-2    | 3-4    | 0      | 0      | 0        | 2   | 9   | 0  | 2  | 0 | 0  | 14  |     |     |
| 02 | Roscoe Eastmond | g      | 1-3    | 0-2    | 0-0    | 0      | 4      | 4        | 2   | 2   | 5  | 2  | 0 | 2  | 15  |     |     |
| 13 | Khalil Johnson  | g      | 0-1    | 0-1    | 0-0    | 0      | 0      | 0        | 0   | 0   | 0  | 1  | 0 | 0  | 4   |     |     |
| 20 | Sam Hines Jr.   | g      | 4-7    | 0-1    | 2-3    | 1      | 4      | 5        | 2   | 10  | 0  | 6  | 0 | 0  | 24  |     |     |
| 24 | Frank Ryder     | g      | 5-7    | 0-0    | 2-4    | 2      | 2      | 4        | 2   | 12  | 0  | 2  | 0 | 0  | 14  |     |     |
| 30 | Eric Moenkhaus  | g      | 0-1    | 0-0    | 0-0    | 0      | 0      | 0        | 1   | 0   | 0  | 0  | 0 | 1  | 7   |     |     |
| 42 | Javonn Bickham  | g      | 0-3    | 0-0    | 2-2    | 2      | 2      | 4        | 1   | 2   | 0  | 1  | 1 | 0  | 13  |     |     |
|    | Team            |        |        |        |        | 4      | 0      | 4        |     |     |    |    |   |    |     |     |     |
|    | Totals          |        | 19-48  | 4-12   | 19-25  | 15     | 24     | 39       | 19  | 61  | 11 | 27 | 1 | 7  | 200 |     |     |

FG % 1st Half: 7-23 30.4% 2nd half: 12-25 48.0% Game: 19-48 39.6% Deadball Rebounds 1  
 3FG % 1st Half: 7-17 41.2% 2nd half: 2-6 33.3% Game: 4-12 33.3%  
 FT % 1st Half: 9-11 81.8% 2nd half: 10-14 71.4% Game: 19-25 76.0%

Wyoming 83 • 4-1,0-0 Mountain

| #  | Player            | Total  |        |        | 3-Ptr  |        |        | Rebounds |     |     | PF | TP | A | TO | Blk | Stl | Min |
|----|-------------------|--------|--------|--------|--------|--------|--------|----------|-----|-----|----|----|---|----|-----|-----|-----|
|    |                   | FG-FGA | FG-FGA | FT-FTA | FG-FGA | FG-FGA | FT-FTA | Off      | Def | Tot |    |    |   |    |     |     |     |
| 10 | THOMPSON, Hunter  | f      | 1-3    | 0-2    | 1-1    | 0      | 2      | 2        | 5   | 3   | 1  | 1  | 0 | 1  | 18  |     |     |
| 25 | ODEN, Jeremiah    | f      | 2-6    | 0-3    | 1-2    | 2      | 3      | 5        | 1   | 5   | 0  | 2  | 3 | 2  | 19  |     |     |
| 01 | WILLIAMS, Marcus  | g      | 13-20  | 3-7    | 1-2    | 1      | 1      | 2        | 2   | 30  | 5  | 4  | 0 | 3  | 35  |     |     |
| 22 | FOSTER, Kenny     | g      | 6-9    | 3-5    | 0-0    | 1      | 0      | 1        | 3   | 15  | 0  | 0  | 0 | 0  | 28  |     |     |
| 24 | MALDONADO, Hunter | g      | 5-14   | 1-5    | 3-4    | 2      | 7      | 9        | 1   | 14  | 6  | 2  | 0 | 0  | 37  |     |     |
| 00 | JEFFRIES, Drake   | g      | 2-3    | 1-2    | 0-0    | 2      | 1      | 3        | 1   | 5   | 0  | 0  | 0 | 1  | 15  |     |     |
| 02 | LAMONT, Drew      | g      | 0-0    | 0-0    | 0-0    | 0      | 1      | 1        | 3   | 0   | 0  | 0  | 0 | 0  | 10  |     |     |
| 03 | MARBLE, Kwane     | g      | 1-2    | 0-0    | 1-2    | 1      | 1      | 2        | 3   | 1   | 1  | 0  | 0 | 0  | 12  |     |     |
| 11 | NELSON, Eoin      | g      | 0-1    | 0-0    | 0-0    | 1      | 1      | 2        | 2   | 0   | 0  | 1  | 0 | 1  | 5   |     |     |
| 53 | DUSELL, Xavier    | g      | 3-9    | 2-6    | 0-0    | 1      | 2      | 3        | 8   | 1   | 1  | 0  | 1 | 1  | 21  |     |     |
|    | Team              |        |        |        |        | 0      | 0      | 0        |     |     |    |    |   |    |     |     |     |
|    | Totals            |        | 33-67  | 10-30  | 7-11   | 11     | 19     | 30       | 23  | 83  | 15 | 12 | 3 | 9  | 200 |     |     |

FG % 1st Half: 17-32 53.1% 2nd half: 16-35 45.7% Game: 33-67 49.3% Deadball Rebounds 3  
 3FG % 1st Half: 7-17 41.2% 2nd half: 3-13 23.1% Game: 10-30 33.3%  
 FT % 1st Half: 4-7 57.1% 2nd half: 3-4 75.0% Game: 7-11 63.6%

Officials: Brent Dugas, Rick O'Neill, Tommy Nunez  
 Technical fouls: Denver-None. Wyoming-None.  
 Attendance: 736  
 2020-21 Men's Basketball. Round: 0. Denver vs Wyoming. Played at Arena-Auditor

| Score by periods | 1st | 2nd | Total | In | Off | 2nd | Fast | Bench |
|------------------|-----|-----|-------|----|-----|-----|------|-------|
| Wyoming          | 48  | 45  | 93    | 34 | 12  | 8   | 5    | 35    |
| Denver           | 25  | 36  | 61    | 46 | 33  | 9   | 10   | 16    |
| Wyoming          | 45  | 38  | 83    |    |     |     |      |       |

Last FG - DENVER 2nd-00:39, WYO 2nd-00:49.  
 Largest lead - DENVER 10-0. WYO by 76-24 16:48.  
 Score tied - 0 times.  
 Lead changed - 0 times.

Game 6: Wyoming 93 Utah Valley 88

Official Basketball Box Score -- Game Totals -- Final Statistics  
 Wyoming vs Utah Valley  
 12/12/20 2:00 pm at Orem, UT



Wyoming 93 • 5-1,0-0 Mountain

| #  | Player            | Total  |        |        | 3-Ptr  |        |        | Rebounds |     |     | PF | TP | A | TO | Blk | Stl | Min |
|----|-------------------|--------|--------|--------|--------|--------|--------|----------|-----|-----|----|----|---|----|-----|-----|-----|
|    |                   | FG-FGA | FG-FGA | FT-FTA | FG-FGA | FG-FGA | FT-FTA | Off      | Def | Tot |    |    |   |    |     |     |     |
| 10 | THOMPSON, Hunter  | f      | 2-4    | 2-4    | 0-0    | 0      | 1      | 1        | 4   | 6   | 0  | 0  | 0 | 1  | 24  |     |     |
| 25 | ODEN, Jeremiah    | f      | 1-1    | 0-0    | 0-0    | 0      | 1      | 1        | 3   | 2   | 0  | 0  | 0 | 0  | 7   |     |     |
| 01 | WILLIAMS, Marcus  | g      | 3-11   | 2-4    | 4-5    | 0      | 3      | 3        | 4   | 12  | 4  | 2  | 0 | 1  | 26  |     |     |
| 22 | FOSTER, Kenny     | g      | 1-3    | 1-2    | 5-6    | 1      | 3      | 4        | 3   | 8   | 2  | 2  | 0 | 0  | 30  |     |     |
| 24 | MALDONADO, Hunter | g      | 12-23  | 1-4    | 5-8    | 3      | 4      | 7        | 3   | 30  | 8  | 3  | 0 | 2  | 34  |     |     |
| 00 | JEFFRIES, Drake   | g      | 6-9    | 6-8    | 3-4    | 0      | 3      | 3        | 1   | 21  | 0  | 0  | 1 | 2  | 33  |     |     |
| 02 | LAMONT, Drew      | g      | 0-0    | 0-0    | 0-0    | 0      | 0      | 0        | 0   | 0   | 0  | 0  | 0 | 0  | 2   |     |     |
| 03 | MARBLE, Kwane     | g      | 1-2    | 0-0    | 3-3    | 0      | 0      | 0        | 1   | 5   | 3  | 0  | 0 | 1  | 14  |     |     |
| 11 | NELSON, Eoin      | g      | 3-3    | 0-0    | 0-1    | 1      | 2      | 3        | 4   | 6   | 0  | 1  | 0 | 0  | 16  |     |     |
| 53 | DUSELL, Xavier    | g      | 1-4    | 1-3    | 0-0    | 0      | 2      | 2        | 3   | 3   | 0  | 1  | 0 | 0  | 14  |     |     |
|    | Team              |        |        |        |        | 2      | 3      | 5        |     |     |    |    |   |    |     |     |     |
|    | Totals            |        | 30-60  | 13-25  | 20-27  | 7      | 22     | 29       | 26  | 93  | 17 | 9  | 1 | 7  | 200 |     |     |

FG % 1st Half: 16-30 53.3% 2nd half: 14-30 46.7% Game: 30-60 50.0% Deadball Rebounds 3  
 3FG % 1st Half: 8-13 61.5% 2nd half: 5-12 41.7% Game: 13-25 52.0%  
 FT % 1st Half: 8-10 80.0% 2nd half: 12-17 70.6% Game: 20-27 74.1%

Utah Valley 88 • 2-3,0-0 WAC

| #  | Player           | Total  |        |        | 3-Ptr  |        |        | Rebounds |     |     | PF | TP | A | TO | Blk | Stl | Min |
|----|------------------|--------|--------|--------|--------|--------|--------|----------|-----|-----|----|----|---|----|-----|-----|-----|
|    |                  | FG-FGA | FG-FGA | FT-FTA | FG-FGA | FG-FGA | FT-FTA | Off      | Def | Tot |    |    |   |    |     |     |     |
| 02 | Evan Cole        | f      | 5-9    | 0-1    | 2-4    | 1      | 4      | 5        | 5   | 12  | 0  | 2  | 0 | 0  | 26  |     |     |
| 11 | Fardaus Aimaq    | c      | 8-12   | 0-0    | 11-16  | 10     | 10     | 20       | 1   | 27  | 3  | 2  | 2 | 0  | 35  |     |     |
| 01 | Le'Tre Darthard  | g      | 0-0    | 0-0    | 0-0    | 0      | 2      | 2        | 4   | 0   | 3  | 1  | 0 | 1  | 20  |     |     |
| 04 | Trey Woodbury    | g      | 8-18   | 2-4    | 5-6    | 1      | 4      | 5        | 2   | 23  | 8  | 2  | 0 | 1  | 39  |     |     |
| 23 | Jordan Brinson   | g      | 8-15   | 2-6    | 1-1    | 1      | 3      | 4        | 3   | 19  | 5  | 1  | 1 | 0  | 35  |     |     |
| 03 | Blaze Nield      | g      | 1-2    | 1-2    | 0-0    | 0      | 1      | 1        | 1   | 3   | 4  | 1  | 0 | 0  | 25  |     |     |
| 05 | Tim Fuller       | g      | 1-2    | 0-0    | 0-1    | 1      | 2      | 3        | 2   | 2   | 0  | 0  | 1 | 0  | 5   |     |     |
| 10 | Jaden McClanahan | g      | 1-4    | 0-1    | 0-0    | 0      | 0      | 0        | 1   | 2   | 0  | 1  | 1 | 1  | 8   |     |     |
| 13 | Colby Leifson    | g      | 0-2    | 0-2    | 0-0    | 0      | 0      | 0        | 1   | 0   | 0  | 0  | 0 | 0  | 2   |     |     |
| 15 | Asa McCord       | g      | 0-0    | 0-0    | 0-0    | 0      | 0      | 0        | 1   | 2   | 0  | 0  | 1 | 0  | 0   |     |     |
|    | Team             |        |        |        |        | 0      | 0      | 0        |     |     |    |    |   |    |     |     |     |
|    | Totals           |        | 32-64  | 5-16   | 19-28  | 15     | 27     | 42       | 22  | 88  | 23 | 11 | 5 | 3  | 200 |     |     |

FG % 1st Half: 15-31 48.4% 2nd half: 17-33 51.5% Game: 32-64 50.0% Deadball Rebounds 4  
 3FG % 1st Half: 8-13 61.5% 2nd half: 2-6 33.3% Game: 5-16 31.3%  
 FT % 1st Half: 8-13 61.5% 2nd half: 11-15 73.3% Game: 19-28 67.9%

Officials: D.G. Nelson, Rick Batsell, Winston Slith  
 Technical fouls: Wyoming-None. Utah Valley-None.  
 Attendance:  
 2020-21 Men's Basketball. Round: 0. Utah Valley vs Wyoming. Played at UCCU Center

| Score by periods | 1st | 2nd | Total | In | Off | 2nd | Fast | Bench |
|------------------|-----|-----|-------|----|-----|-----|------|-------|
| Wyoming          | 48  | 45  | 93    | 34 | 12  | 8   | 5    | 35    |
| Utah Valley      | 41  | 47  | 88    | 48 | 10  | 9   | 7    | 7     |

Last FG - WYO 2nd-00:45, UVU 2nd-00:38.  
 Largest lead - WYO by 9 2nd-19:01, UVU by 5 1st-16:46.  
 WYO led for 29:59, UVU led for 07:14. Game was tied for 02:47.  
 Score tied - 6 times.  
 Lead changed - 11 times.

Game 7: Wyoming 82 Omaha 78

Official Basketball Box Score -- Game Totals -- Final Statistics  
 Omaha vs Wyoming  
 12/17/20 7:00 pm at Laramie, WY



Omaha 78 • 2-7,0-0 Summit L

| #  | Player          | Total  |        |        | 3-Ptr  |        |        | Rebounds |     |     | PF | TP | A | TO | Blk | Stl | Min |
|----|-----------------|--------|--------|--------|--------|--------|--------|----------|-----|-----|----|----|---|----|-----|-----|-----|
|    |                 | FG-FGA | FG-FGA | FT-FTA | FG-FGA | FG-FGA | FT-FTA | Off      | Def | Tot |    |    |   |    |     |     |     |
| 13 | Wanjiang Tut    | f      | 10-17  | 0-0    | 7-9    | 2      | 7      | 9        | 3   | 27  | 1  | 3  | 4 | 1  | 34  |     |     |
| 40 | Matt Pile       | f      | 8-16   | 0-0    | 1-5    | 3      | 5      | 8        | 2   | 17  | 1  | 0  | 3 | 1  | 33  |     |     |
| 00 | Sam'i Roe       | g      | 0-5    | 0-1    | 0-0    | 1      | 1      | 2        | 1   | 0   | 2  | 0  | 0 | 1  | 33  |     |     |
| 10 | Ayo Akinwale    | g      | 5-12   | 2-5    | 2-2    | 1      | 5      | 6        | 3   | 14  | 1  | 2  | 0 | 0  | 32  |     |     |
| 23 | Marlon Ruffin   | g      | 4-11   | 1-3    | 0-0    | 0      | 5      | 5        | 5   | 9   | 3  | 0  | 0 | 2  | 30  |     |     |
| 02 | Darius Hughes   | g      | 2-4    | 0-0    | 1-1    | 0      | 2      | 2        | 4   | 5   | 0  | 2  | 0 | 0  | 13  |     |     |
| 11 | La'Mel Robinson | g      | 3-4    | 0-0    | 1-0    | 1      | 2      | 3        | 0   | 6   | 0  | 0  | 0 | 0  | 8   |     |     |
| 20 | Jadin Booth     | g      | 0-3    | 0-2    | 0-0    | 0      | 2      | 2        | 3   | 0   | 0  | 1  | 0 | 0  | 17  |     |     |
|    | Team            |        |        |        |        | 3      | 2      | 5        |     |     |    |    |   |    |     |     |     |
|    | Totals          |        | 32-72  | 3-12   | 11-17  | 11     | 31     | 42       | 21  | 78  | 8  | 9  | 7 | 5  | 200 |     |     |

FG % 1st Half: 14-37 37.8% 2nd half: 18-35 51.4% Game: 32-72 44.4% Deadball Rebounds 2  
 3FG % 1st Half: 2-8 25.0% 2nd half: 1-4 25.0% Game: 3-12 25.0%  
 FT % 1st Half: 0-2 0.0% 2nd half: 1-15 73.3% Game: 11-17 64.7%

Wyoming 82 • 6-1,0-0 Mountain

| #  | Player            | Total  |        |        | 3-Ptr  |        |        | Rebounds |     |     | PF | TP | A | TO | Blk | Stl | Min |
|----|-------------------|--------|--------|--------|--------|--------|--------|----------|-----|-----|----|----|---|----|-----|-----|-----|
|    |                   | FG-FGA | FG-FGA | FT-FTA | FG-FGA | FG-FGA | FT-FTA | Off      | Def | Tot |    |    |   |    |     |     |     |
| 10 | THOMPSON, Hunter  | f      | 4-11   | 2-9    | 0-0    | 1      | 2      | 3        | 5   | 10  | 1  | 0  | 0 | 0  | 30  |     |     |
| 25 | ODEN, Jeremiah    | f      | 0-1    | 0-0    | 0-0    | 1      | 3      | 4        | 3   | 0   | 1  | 2  | 0 | 0  | 14  |     |     |
| 01 | WILLIAMS, Marcus  | g      | 5-9    | 1-3    | 4-6    | 0      | 3      | 3        | 1   | 15  | 0  | 3  | 0 | 0  | 32  |     |     |
| 22 | FOSTER, Kenny     | g      | 1-3    | 1-3    | 0-1    | 1      | 6      | 7        | 0   | 3   | 0  | 0  | 1 | 0  | 23  |     |     |
| 24 | MALDONADO, Hunter | g      | 3-9    | 1-2    | 7-10   | 2      | 10     | 12       | 3   | 14  | 8  | 2  | 1 | 1  | 37  |     |     |
| 00 | JEFFRIES, Drake   | g      | 6-14   | 5-12   | 2-2    | 0      | 3      | 3        | 2   | 19  | 0  | 0  | 1 | 0  | 25  |     |     |
| 03 | MARBLE, Kwane     | g      | 6-10   | 1-1    | 4-7    | 3      | 2      | 5        | 0   | 17  | 1  | 0  | 0 | 1  | 25  |     |     |
| 11 | NELSON, Eoin      | g      | 2-5    | 0-0    | 0-0    | 2      | 2      | 4        | 3   | 4   | 0  | 1  | 0 | 0  | 10  |     |     |
| 53 | DUSELL, Xavier    | g      | 0-1    | 0-0    | 0-0    | 0      | 0      | 0        | 0   | 0   | 0  | 1  | 0 | 0  | 4   |     |     |
|    | Team              |        |        |        |        | 0      | 2      | 2        |     |     |    |    |   |    |     |     |     |





Game 9: Wyoming 81 at Fresno State 61

Official Basketball Box Score - Game Totals - Final Statistics  
**Wyoming vs Fresno State**  
 01/04/21 4 p.m. PT at Save Mart Center --- Fresno, Calif.

**Wyoming 61 • 7-2, 1-1 MW**

| #      | Player            | Total |       |      | 3-Ptr |     |     | Rebounds |    |    | PF | TP | A | TO | Blk | Stl | Min |
|--------|-------------------|-------|-------|------|-------|-----|-----|----------|----|----|----|----|---|----|-----|-----|-----|
|        |                   | FG    | FGA   | FT   | FTA   | Off | Def | Tot      |    |    |    |    |   |    |     |     |     |
| 10     | THOMPSON, Hunter  | f     | 1-4   | 0-2  | 0-0   | 0   | 4   | 4        | 3  | 2  | 0  | 2  | 0 | 0  | 0   | 27  |     |
| 25     | ODEN, Jeremiah    | f     | 1-7   | 0-2  | 2-2   | 0   | 2   | 2        | 4  | 4  | 0  | 1  | 0 | 0  | 0   | 20  |     |
| 01     | WILLIAMS, Marcus  | g     | 6-16  | 3-5  | 5-9   | 1   | 6   | 7        | 1  | 20 | 3  | 1  | 0 | 1  | 33  |     |     |
| 22     | FOSTER, Kenny     | g     | 1-3   | 0-1  | 2-3   | 1   | 2   | 3        | 2  | 4  | 0  | 0  | 0 | 0  | 19  |     |     |
| 24     | MALDONADO, Hunter | g     | 4-11  | 0-2  | 3-3   | 2   | 0   | 2        | 4  | 11 | 2  | 2  | 0 | 1  | 39  |     |     |
| 00     | JEFFRIES, Drake   | g     | 2-6   | 2-5  | 0-0   | 0   | 1   | 1        | 0  | 6  | 1  | 0  | 0 | 1  | 28  |     |     |
| 03     | MARBLE, Kwane     | g     | 7-10  | 0-0  | 0-1   | 3   | 1   | 4        | 1  | 14 | 0  | 0  | 0 | 1  | 31  |     |     |
| 53     | DUSELL, Xavier    | g     | 0-0   | 0-0  | 0-0   | 0   | 0   | 0        | 0  | 0  | 0  | 1  | 0 | 0  | 3   |     |     |
| Team   |                   |       |       |      |       | 2   | 0   | 2        |    |    |    |    |   |    |     |     |     |
| Totals |                   |       | 22-57 | 5-17 | 12-18 | 9   | 16  | 25       | 15 | 61 | 6  | 7  | 0 | 4  | 200 |     |     |

FG % 1st Half: 10-30 33.3% 2nd half: 12-27 44.4% Game: 22-57 38.6%  
 3FG % 1st Half: 1-7 14.3% 2nd half: 4-10 40.0% Game: 5-17 29.4%  
 FT % 1st Half: 5-10 50.0% 2nd half: 7-8 87.5% Game: 12-18 66.7%

**Fresno State 81 • 3-3, 1-3 MW**

| #      | Player            | Total |       |      | 3-Ptr |     |     | Rebounds |    |    | PF | TP | A | TO | Blk | Stl | Min |
|--------|-------------------|-------|-------|------|-------|-----|-----|----------|----|----|----|----|---|----|-----|-----|-----|
|        |                   | FG    | FGA   | FT   | FTA   | Off | Def | Tot      |    |    |    |    |   |    |     |     |     |
| 10     | ROBINSON, Orlando | f     | 12-16 | 1-1  | 8-11  | 5   | 8   | 13       | 2  | 33 | 1  | 1  | 2 | 2  | 38  |     |     |
| 01     | GAGE, Devin       | g     | 0-0   | 0-0  | 0-0   | 0   | 1   | 1        | 2  | 0  | 1  | 1  | 0 | 0  | 8   |     |     |
| 03     | HILL, Isaiah      | g     | 2-5   | 1-4  | 0-0   | 0   | 5   | 5        | 1  | 5  | 3  | 3  | 1 | 0  | 35  |     |     |
| 04     | BALLARD, Junior   | g     | 0-1   | 0-1  | 0-0   | 0   | 0   | 0        | 1  | 0  | 1  | 1  | 0 | 0  | 12  |     |     |
| 25     | HOLLAND, Anthony  | g     | 0-4   | 0-4  | 0-0   | 0   | 4   | 4        | 3  | 0  | 2  | 0  | 1 | 0  | 28  |     |     |
| 00     | HARDING, Kyle     | g     | 3-6   | 1-4  | 0-0   | 0   | 1   | 1        | 3  | 7  | 0  | 2  | 1 | 2  | 18  |     |     |
| 05     | CAMPBELL, Jordan  | g     | 3-6   | 2-3  | 0-0   | 1   | 2   | 3        | 1  | 8  | 0  | 0  | 1 | 1  | 15  |     |     |
| 11     | GRAY, Christian   | g     | 7-9   | 0-0  | 3-3   | 3   | 6   | 9        | 3  | 17 | 1  | 2  | 1 | 0  | 26  |     |     |
| 13     | STROUD, Deon      | g     | 4-9   | 1-1  | 2-2   | 3   | 2   | 5        | 4  | 11 | 0  | 1  | 0 | 0  | 13  |     |     |
| 22     | WHITAKER, Destin  | g     | 0-0   | 0-0  | 0-0   | 0   | 1   | 1        | 1  | 0  | 0  | 0  | 0 | 0  | 5   |     |     |
| 34     | MEAH, Braxton     | g     | 0-0   | 0-0  | 0-0   | 0   | 0   | 0        | 0  | 0  | 0  | 0  | 0 | 0  | 2   |     |     |
| Team   |                   |       |       |      |       | 0   | 0   | 0        |    |    |    |    |   |    |     |     |     |
| Totals |                   |       | 31-56 | 6-18 | 13-16 | 12  | 30  | 42       | 21 | 81 | 9  | 12 | 7 | 5  | 200 |     |     |

FG % 1st Half: 15-28 53.6% 2nd half: 16-28 57.1% Game: 31-56 55.4%  
 3FG % 1st Half: 5-10 50.0% 2nd half: 1-8 12.5% Game: 6-18 33.3%  
 FT % 1st Half: 2-3 66.7% 2nd half: 11-13 84.6% Game: 13-16 81.3%

Officials: Tony Padilla, Larry Spaulding, Kipp Kissinging  
 Technical fouls: Wyoming-None. Fresno State-None.  
 Attendance: 2020-21 Men's Basketball. Round: 0. Boise St. vs Wyoming. Played at Arena-Audi

| Score by periods | 1st | 2nd | Total |
|------------------|-----|-----|-------|
| Wyoming          | 26  | 35  | 61    |
| Fresno State     | 37  | 44  | 81    |

In Paint: WYO 32, FS 46  
 Off T/O: WYO 10, FS 7  
 2nd Chance: WYO 6, FS 14  
 Fast Break: WYO 4, FS 10  
 Bench: WYO 20, FS 43

Score tied - 2 times.  
 Lead changed - 1 time.

Game 10: Wyoming 60 Boise State 83

Official Basketball Box Score - Game Totals - Final Statistics  
**Boise St. vs Wyoming**  
 01/11/21 7:00 pm at Laramie, WY

**Boise St. 83 • 11-1,7-0 Mountain**

| #      | Player             | Total |       |      | 3-Ptr |     |     | Rebounds |    |    | PF | TP | A | TO | Blk | Stl | Min |
|--------|--------------------|-------|-------|------|-------|-----|-----|----------|----|----|----|----|---|----|-----|-----|-----|
|        |                    | FG    | FGA   | FT   | FTA   | Off | Def | Tot      |    |    |    |    |   |    |     |     |     |
| 24     | Abu Kigab          | f     | 8-12  | 0-2  | 5-9   | 1   | 2   | 3        | 1  | 21 | 4  | 1  | 5 | 0  | 34  |     |     |
| 33     | Mladen Armus       | f     | 5-8   | 0-0  | 2-2   | 8   | 6   | 14       | 2  | 12 | 3  | 1  | 0 | 0  | 25  |     |     |
| 00     | Marcus Shaver Jr.  | g     | 3-11  | 1-3  | 0-1   | 2   | 4   | 6        | 3  | 7  | 1  | 1  | 0 | 0  | 36  |     |     |
| 10     | RayJ Dennis        | g     | 4-5   | 1-1  | 0-0   | 0   | 3   | 3        | 4  | 9  | 2  | 1  | 0 | 1  | 26  |     |     |
| 21     | Derrick Alston     | g     | 2-10  | 0-4  | 0-0   | 2   | 4   | 6        | 2  | 4  | 1  | 1  | 0 | 0  | 25  |     |     |
| 11     | Devonaire Doutrive | g     | 8-13  | 4-7  | 1-1   | 1   | 3   | 4        | 3  | 21 | 2  | 2  | 0 | 1  | 25  |     |     |
| 12     | Max Rice           | g     | 4-7   | 1-4  | 0-0   | 0   | 8   | 8        | 1  | 9  | 0  | 1  | 0 | 0  | 25  |     |     |
| 23     | Naje Smith         | g     | 0-0   | 0-0  | 0-0   | 0   | 0   | 0        | 0  | 0  | 0  | 0  | 0 | 0  | 1   |     |     |
| 25     | Lukas Milner       | g     | 0-0   | 0-0  | 0-0   | 0   | 0   | 0        | 0  | 0  | 0  | 0  | 0 | 0  | 3   |     |     |
| Team   |                    |       |       |      |       | 1   | 2   | 3        |    |    |    |    |   |    |     |     |     |
| Totals |                    |       | 34-66 | 7-21 | 8-13  | 15  | 32  | 47       | 17 | 83 | 13 | 8  | 5 | 2  | 200 |     |     |

FG % 1st Half: 17-32 53.1% 2nd half: 17-34 50.0% Game: 34-66 51.5%  
 3FG % 1st Half: 3-10 30.0% 2nd half: 4-11 36.4% Game: 7-21 33.3%  
 FT % 1st Half: 6-8 75.0% 2nd half: 2-5 40.0% Game: 8-13 61.5%

**Wyoming 60 • 7-3,1-2 Mountain**

| #      | Player            | Total |       |      | 3-Ptr |     |     | Rebounds |    |    | PF | TP | A | TO | Blk | Stl | Min |
|--------|-------------------|-------|-------|------|-------|-----|-----|----------|----|----|----|----|---|----|-----|-----|-----|
|        |                   | FG    | FGA   | FT   | FTA   | Off | Def | Tot      |    |    |    |    |   |    |     |     |     |
| 10     | THOMPSON, Hunter  | f     | 1-6   | 1-5  | 2-2   | 0   | 3   | 3        | 1  | 5  | 1  | 0  | 0 | 0  | 34  |     |     |
| 25     | ODEN, Jeremiah    | f     | 1-7   | 1-3  | 0-0   | 1   | 2   | 3        | 3  | 3  | 0  | 0  | 1 | 0  | 19  |     |     |
| 01     | WILLIAMS, Marcus  | g     | 5-10  | 1-2  | 5-7   | 0   | 5   | 5        | 1  | 16 | 3  | 1  | 1 | 0  | 36  |     |     |
| 22     | FOSTER, Kenny     | g     | 3-6   | 1-1  | 0-0   | 0   | 4   | 4        | 2  | 7  | 2  | 0  | 0 | 1  | 29  |     |     |
| 24     | MALDONADO, Hunter | g     | 5-13  | 0-2  | 0-0   | 1   | 3   | 4        | 4  | 10 | 1  | 4  | 0 | 1  | 36  |     |     |
| 00     | JEFFRIES, Drake   | g     | 0-1   | 0-1  | 0-0   | 0   | 1   | 1        | 1  | 0  | 1  | 0  | 1 | 1  | 19  |     |     |
| 03     | MARBLE, Kwane     | g     | 3-6   | 0-1  | 3-4   | 0   | 2   | 2        | 2  | 9  | 1  | 2  | 0 | 0  | 11  |     |     |
| 53     | DUSELL, Xavier    | g     | 3-5   | 2-4  | 2-2   | 0   | 0   | 0        | 1  | 10 | 0  | 0  | 0 | 0  | 16  |     |     |
| Team   |                   |       |       |      |       | 1   | 0   | 1        |    |    |    |    |   |    |     |     |     |
| Totals |                   |       | 21-54 | 6-19 | 12-15 | 3   | 20  | 23       | 15 | 60 | 9  | 8  | 3 | 3  | 200 |     |     |

FG % 1st Half: 14-30 46.7% 2nd half: 7-24 29.2% Game: 21-54 38.9%  
 3FG % 1st Half: 5-10 50.0% 2nd half: 4-11 36.4% Game: 6-19 31.6%  
 FT % 1st Half: 5-8 62.5% 2nd half: 7-7 100.0% Game: 12-15 80.0%

Officials: Bob Staffen, Mike Reed, Chris Rastatter  
 Technical fouls: Boise St.-None. Wyoming-None.  
 Attendance: 2020-21 Men's Basketball. Round: 0. Boise St. vs Wyoming. Played at Arena-Audi

| Score by periods | 1st | 2nd | Total |
|------------------|-----|-----|-------|
| Boise St.        | 43  | 40  | 83    |
| Wyoming          | 35  | 25  | 60    |

In Paint: BOISE 48, WYO 30  
 Off T/O: BOISE 10, WYO 10  
 2nd Chance: BOISE 0, WYO 0  
 Fast Break: BOISE 0, WYO 19

Score tied - 0 times.  
 Lead changed - 0 times.

Game 11: Wyoming 70 vs. Boise State 90

Official Basketball Box Score - Game Totals - Final Statistics  
**Boise St. vs Wyoming**  
 01/13/21 7:00 pm at Laramie, WY

**Boise St. 90 • 12-1,8-0 Mountain**

| #      | Player             | Total |       |      | 3-Ptr |     |     | Rebounds |    |    | PF | TP | A | TO | Blk | Stl | Min |
|--------|--------------------|-------|-------|------|-------|-----|-----|----------|----|----|----|----|---|----|-----|-----|-----|
|        |                    | FG    | FGA   | FT   | FTA   | Off | Def | Tot      |    |    |    |    |   |    |     |     |     |
| 24     | Abu Kigab          | f     | 6-10  | 0-1  | 3-4   | 3   | 3   | 6        | 3  | 15 | 1  | 2  | 2 | 2  | 31  |     |     |
| 33     | Mladen Armus       | f     | 4-4   | 0-0  | 2-2   | 1   | 2   | 3        | 4  | 10 | 0  | 0  | 1 | 0  | 20  |     |     |
| 00     | Marcus Shaver Jr.  | g     | 2-7   | 1-3  | 7-7   | 1   | 5   | 6        | 1  | 12 | 2  | 2  | 1 | 0  | 30  |     |     |
| 10     | RayJ Dennis        | g     | 7-9   | 0-1  | 0-0   | 0   | 7   | 7        | 2  | 14 | 5  | 2  | 1 | 0  | 33  |     |     |
| 21     | Derrick Alston     | g     | 5-11  | 1-4  | 3-4   | 0   | 1   | 1        | 2  | 14 | 1  | 3  | 0 | 0  | 27  |     |     |
| 11     | Devonaire Doutrive | g     | 5-11  | 2-6  | 5-5   | 0   | 5   | 5        | 1  | 17 | 1  | 1  | 0 | 1  | 27  |     |     |
| 12     | Max Rice           | g     | 2-5   | 1-3  | 0-0   | 0   | 2   | 2        | 0  | 5  | 0  | 1  | 0 | 2  | 25  |     |     |
| 13     | Pavle Kuzmanovic   | g     | 0-0   | 0-0  | 0-0   | 0   | 0   | 0        | 0  | 0  | 0  | 0  | 0 | 0  | 1   |     |     |
| 23     | Naje Smith         | g     | 1-2   | 0-1  | 1-1   | 0   | 2   | 2        | 1  | 3  | 0  | 0  | 0 | 0  | 5   |     |     |
| 25     | Lukas Milner       | g     | 0-0   | 0-0  | 0-0   | 0   | 0   | 0        | 0  | 0  | 0  | 0  | 0 | 0  | 1   |     |     |
| Team   |                    |       |       |      |       | 1   | 3   | 4        |    |    |    |    |   |    |     |     |     |
| Totals |                    |       | 32-59 | 5-19 | 21-23 | 6   | 30  | 36       | 14 | 90 | 10 | 11 | 5 | 6  | 200 |     |     |

FG % 1st Half: 20-33 60.6% 2nd half: 12-26 46.2% Game: 32-59 54.2%  
 3FG % 1st Half: 4-13 30.8% 2nd half: 1-6 16.7% Game: 5-19 26.3%  
 FT % 1st Half: 11-12 91.7% 2nd half: 10-11 90.9% Game: 21-23 91.3%

**Wyoming 70 • 7-4,1-3 Mountain**

| #      | Player            | Total |       |      | 3-Ptr |     |     | Rebounds |    |    | PF | TP | A | TO | Blk | Stl | Min |
|--------|-------------------|-------|-------|------|-------|-----|-----|----------|----|----|----|----|---|----|-----|-----|-----|
|        |                   | FG    | FGA   | FT   | FTA   | Off | Def | Tot      |    |    |    |    |   |    |     |     |     |
| 25     | ODEN, Jeremiah    | f     | 3-10  | 0-3  | 4-4   | 1   | 3   | 4        | 4  | 10 | 1  | 1  | 1 | 0  | 27  |     |     |
| 03     | MARBLE, Kwane     | g     | 4-10  | 2-2  | 0-0   | 3   | 2   | 5        | 4  | 10 | 2  | 1  | 0 | 1  | 27  |     |     |
| 22     | FOSTER, Kenny     | g     | 4-14  | 0-6  | 0-0   | 2   | 2   | 4        | 1  | 8  | 2  | 1  | 2 | 1  | 28  |     |     |
| 24     | MALDONADO, Hunter | g     | 6-11  | 2-4  | 3-4   | 2   | 7   | 9        | 4  | 17 | 3  | 4  | 0 | 0  | 35  |     |     |
| 53     | DUSELL, Xavier    | g     | 1-4   | 1-2  | 4-4   | 0   | 1   | 1        | 3  | 7  | 1  | 2  | 0 | 0  | 26  |     |     |
| 00     | JEFFRIES, Drake   | g     | 2-5   | 1-4  | 0-0   | 0   | 4   | 4        | 1  | 5  | 2  | 1  | 0 | 0  | 27  |     |     |
| 01     | WILLIAMS, Marcus  | g     | 5-11  | 1-4  | 2-2   | 0   | 3   | 3        | 2  | 13 | 3  | 0  | 0 | 0  | 30  |     |     |
| Team   |                   |       |       |      |       | 2   | 0   | 2        |    |    |    |    |   |    |     |     |     |
| Totals |                   |       | 25-65 | 7-25 | 13-14 | 10  | 22  | 32       | 19 | 70 | 14 | 11 | 3 | 2  | 200 |     |     |

FG % 1st Half: 11-31 35.5% 2nd half: 14-34 41.2% Game: 25-65 38.5%  
 3FG % 1st Half: 5-15 33.3% 2nd half: 2-10 20.0% Game: 7-25 28.0%  
 FT % 1st Half: 6-6 100.0% 2nd half: 7-8 87.5% Game: 13-14 92.9%

Officials: Kelly Self, Gerry Pollard, Keith Kimble  
 Technical fouls: Boise St.-Devonaire Doutrive. Wyoming-WILLIAMS, Marcus;  
 TEAM.  
 Attendance: 2020-21 Men's Basketball. Round: 0. Boise St. vs Wyoming. Played at Arena-Audi

| Score by periods | 1st | 2nd | Total |
|------------------|-----|-----|-------|
| Boise St.        | 55  | 35  | 90    |
| Wyoming          | 33  | 37  | 70    |

In Paint: BOISE 52, WYO 36  
 Off T/O: BOISE 19, WYO 8  
 2nd Chance: BOISE 8, WYO 17  
 Fast Break: BOISE 25, WYO 1



Game 13: Wyoming 77 Air Force 58

Official Basketball Box Score -- Game Totals -- Final Statistics  
**Wyoming vs Air Force**  
 01/18/21 7:00 pm at U.S. Air Force Academy, CO

Wyoming 77 • 8-5,2-4 Mountain

| #      | Player            | Total  |        | 3-Ptr  |       | Rebounds |     |    | PF | TP | A  | TO | Blk | Stl | Min |
|--------|-------------------|--------|--------|--------|-------|----------|-----|----|----|----|----|----|-----|-----|-----|
|        |                   | FG-FGA | FG-FGA | FT-FTA | Off   | Def      | Tot |    |    |    |    |    |     |     |     |
| 10     | THOMPSON, Hunter  | f      | 1-2    | 1-2    | 0-0   | 3        | 7   | 10 | 2  | 3  | 2  | 1  | 0   | 0   | 32  |
| 01     | WILLIAMS, Marcus  | f      | 4-9    | 2-4    | 0-1   | 0        | 0   | 0  | 5  | 10 | 3  | 3  | 0   | 1   | 23  |
| 03     | MARBLE, Kwane     | g      | 3-5    | 0-1    | 3-3   | 3        | 2   | 5  | 4  | 9  | 2  | 3  | 0   | 1   | 27  |
| 22     | FOSTER, Kenny     | g      | 4-7    | 2-4    | 3-4   | 0        | 3   | 3  | 1  | 13 | 1  | 1  | 1   | 1   | 29  |
| 24     | MALDONADO, Hunter | g      | 3-6    | 2-3    | 3-4   | 0        | 6   | 6  | 2  | 11 | 4  | 2  | 0   | 0   | 27  |
| 00     | JEFFRIES, Drake   | g      | 4-8    | 4-8    | 0-0   | 0        | 4   | 4  | 0  | 12 | 2  | 0  | 0   | 0   | 20  |
| 25     | ODEN, Jeremiah    | g      | 0-1    | 0-0    | 0-0   | 0        | 1   | 1  | 4  | 0  | 0  | 0  | 0   | 1   | 9   |
| 53     | DUSELL, Xavier    | g      | 6-12   | 5-9    | 2-4   | 0        | 1   | 1  | 4  | 19 | 1  | 1  | 0   | 0   | 31  |
| 55     | GRIGSBY, John     | g      | 0-1    | 0-1    | 0-0   | 0        | 0   | 0  | 0  | 0  | 0  | 0  | 0   | 0   | 2   |
| Team   |                   |        |        |        |       | 0        | 0   | 0  | 0  | 0  | 0  | 0  | 0   | 0   | 2   |
| Totals |                   |        | 25-51  | 16-32  | 11-16 | 6        | 24  | 30 | 22 | 77 | 15 | 11 | 1   | 4   | 200 |

FG % 1st Half: 14-29 48.3% 2nd half: 11-22 50.0% Game: 25-51 49.0% Deadball Rebounds 1  
 3FG % 1st Half: 9-15 60.0% 2nd half: 7-17 41.2% Game: 16-32 50.0%  
 FT % 1st Half: 1-2 50.0% 2nd half: 10-14 71.4% Game: 11-16 68.8%

Air Force 58 • 4-8,2-6 Mountain

| #      | Player            | Total  |        | 3-Ptr  |       | Rebounds |     |    | PF | TP | A  | TO | Blk | Stl | Min |
|--------|-------------------|--------|--------|--------|-------|----------|-----|----|----|----|----|----|-----|-----|-----|
|        |                   | FG-FGA | FG-FGA | FT-FTA | Off   | Def      | Tot |    |    |    |    |    |     |     |     |
| 22     | Nikc Jackson      | f      | 8-11   | 1-3    | 2-4   | 0        | 6   | 6  | 3  | 19 | 2  | 2  | 2   | 0   | 29  |
| 44     | Keaton Van Soelen | f      | 2-3    | 0-1    | 3-6   | 0        | 1   | 1  | 3  | 7  | 1  | 1  | 1   | 0   | 24  |
| 02     | Glen McClintock   | g      | 2-6    | 0-2    | 2-3   | 3        | 6   | 9  | 2  | 6  | 5  | 5  | 0   | 0   | 36  |
| 05     | Chris Joyce       | g      | 0-5    | 0-1    | 0-0   | 1        | 2   | 3  | 3  | 0  | 2  | 1  | 0   | 2   | 30  |
| 10     | AJ Walker         | g      | 6-11   | 0-2    | 1-1   | 0        | 4   | 4  | 3  | 13 | 0  | 0  | 0   | 2   | 35  |
| 00     | Joseph Octave     | g      | 1-1    | 0-0    | 0-0   | 0        | 0   | 0  | 0  | 2  | 0  | 0  | 0   | 1   | 3   |
| 03     | Logan Morrissey   | g      | 0-0    | 0-0    | 0-0   | 0        | 0   | 0  | 0  | 0  | 0  | 0  | 0   | 0   | 2   |
| 11     | Ameka Akaya       | g      | 2-4    | 0-1    | 3-4   | 0        | 1   | 1  | 2  | 7  | 1  | 1  | 0   | 0   | 24  |
| 21     | Nick Rene         | g      | 1-2    | 0-0    | 0-0   | 1        | 0   | 1  | 0  | 2  | 0  | 0  | 0   | 0   | 1   |
| 24     | Mason Taylor      | g      | 1-3    | 0-2    | 0-1   | 0        | 1   | 1  | 0  | 2  | 2  | 1  | 0   | 0   | 14  |
| 31     | CJ Haut           | g      | 0-0    | 0-0    | 0-0   | 0        | 0   | 0  | 0  | 0  | 0  | 0  | 0   | 0   | 2   |
| Team   |                   |        |        |        |       | 0        | 3   | 3  |    |    |    |    |     |     | 2   |
| Totals |                   |        | 23-46  | 1-12   | 11-19 | 5        | 24  | 29 | 16 | 58 | 13 | 12 | 3   | 5   | 200 |

FG % 1st Half: 9-21 42.9% 2nd half: 14-25 56.0% Game: 23-46 50.0% Deadball Rebounds 2  
 3FG % 1st Half: 1-8 12.5% 2nd half: 0-4 0.0% Game: 1-12 8.3%  
 FT % 1st Half: 4-6 66.7% 2nd half: 7-13 53.8% Game: 11-19 57.9%

Officials: Verne Harris,Randy McCall,David Hall  
 Technical fouls: Wyoming-None. Air Force-None.  
 Attendance:  
 2020-21 Men's Basketball. Round: 0. Air Force vs Wyoming. Played at Clune Aren

| Score by periods | 1st | 2nd | Total | Points | In    | Off | 2nd    | Fast  | Bench |
|------------------|-----|-----|-------|--------|-------|-----|--------|-------|-------|
|                  |     |     |       | NEVADA | Paint | T/O | Chance | Break |       |
| Wyoming          | 38  | 39  | 77    | 34     | 10    | 2   | 4      | 13    | 31    |
| Air Force        | 23  | 35  | 58    | 34     | 10    | 2   | 4      | 13    | 31    |

Last FG - WYO 2nd-01:57, USAFA 2nd-00:05.  
 Largest lead - WYO by 27 2nd-08:11, USAFA None.  
 WYO led for 38:46. USAFA led for 00:00. Game was tied for 01:14.

Score tied - 0 times.  
 Lead changed - 0 times.

Game 15: Wyoming 93 vs Nevada 88

Official Basketball Box Score -- Game Totals -- Final Statistics  
**Nevada vs Wyoming**  
 01/24/21 2:00 pm at Laramie, WY

Nevada 88 • 10-7,5-5 Mountain

| #      | Player            | Total  |        | 3-Ptr  |       | Rebounds |     |    | PF | TP | A | TO | Blk | Stl | Min |
|--------|-------------------|--------|--------|--------|-------|----------|-----|----|----|----|---|----|-----|-----|-----|
|        |                   | FG-FGA | FG-FGA | FT-FTA | Off   | Def      | Tot |    |    |    |   |    |     |     |     |
| 01     | Robby Robinson    | f      | 0-1    | 0-0    | 0-0   | 1        | 2   | 3  | 3  | 0  | 1 | 0  | 0   | 2   | 17  |
| 05     | Warren Washington | f      | 3-6    | 0-0    | 7-8   | 6        | 6   | 12 | 3  | 13 | 0 | 1  | 0   | 1   | 23  |
| 14     | TrA@ Coleman      | g      | 2-9    | 1-6    | 2-2   | 1        | 3   | 4  | 2  | 7  | 1 | 1  | 1   | 0   | 25  |
| 04     | Desmond Cambridge | g      | 6-14   | 1-4    | 3-4   | 0        | 5   | 5  | 3  | 16 | 1 | 1  | 0   | 0   | 34  |
| 25     | Grant Sherfield   | g      | 6-13   | 1-6    | 13-14 | 0        | 1   | 1  | 3  | 26 | 4 | 1  | 0   | 1   | 34  |
| 03     | Alem Huseinovic   | g      | 0-2    | 0-1    | 0-0   | 0        | 0   | 0  | 0  | 0  | 0 | 0  | 0   | 0   | 5   |
| 11     | Kane Milling      | g      | 4-5    | 2-3    | 0-0   | 1        | 1   | 2  | 1  | 10 | 0 | 1  | 0   | 0   | 25  |
| 20     | Daniel Foster     | g      | 3-6    | 1-3    | 1-2   | 0        | 3   | 3  | 5  | 8  | 2 | 2  | 0   | 0   | 23  |
| 42     | K.J. Hymes        | g      | 2-4    | 0-1    | 4-8   | 1        | 3   | 4  | 3  | 8  | 0 | 1  | 0   | 0   | 14  |
| Team   |                   |        |        |        |       | 1        | 4   | 5  |    |    |   |    |     |     | 14  |
| Totals |                   |        | 26-60  | 6-24   | 30-38 | 11       | 28  | 39 | 23 | 88 | 9 | 8  | 1   | 4   | 200 |

FG % 1st Half: 12-31 38.7% 2nd half: 14-29 48.3% Game: 26-60 43.3% Deadball Rebounds 1  
 3FG % 1st Half: 2-9 22.2% 2nd half: 4-15 26.7% Game: 6-24 25.0%  
 FT % 1st Half: 7-12 58.3% 2nd half: 23-26 88.5% Game: 30-38 78.9%

Wyoming 93 • 10-5,4-4 Mountain

| #      | Player            | Total  |        | 3-Ptr  |       | Rebounds |     |    | PF | TP | A  | TO | Blk | Stl | Min |
|--------|-------------------|--------|--------|--------|-------|----------|-----|----|----|----|----|----|-----|-----|-----|
|        |                   | FG-FGA | FG-FGA | FT-FTA | Off   | Def      | Tot |    |    |    |    |    |     |     |     |
| 10     | THOMPSON, Hunter  | f      | 0-3    | 0-3    | 0-0   | 0        | 2   | 2  | 5  | 0  | 3  | 0  | 1   | 0   | 18  |
| 01     | WILLIAMS, Marcus  | g      | 7-11   | 3-4    | 11-13 | 0        | 1   | 1  | 4  | 28 | 3  | 3  | 0   | 0   | 29  |
| 03     | MARBLE, Kwane     | g      | 4-7    | 2-4    | 3-6   | 2        | 5   | 7  | 3  | 13 | 2  | 3  | 0   | 1   | 27  |
| 22     | FOSTER, Kenny     | g      | 4-9    | 2-6    | 1-1   | 1        | 1   | 2  | 11 | 1  | 1  | 0  | 0   | 19  |     |
| 24     | MALDONADO, Hunter | g      | 3-7    | 0-3    | 2-3   | 2        | 5   | 7  | 4  | 8  | 4  | 2  | 0   | 1   | 27  |
| 00     | JEFFRIES, Drake   | g      | 0-5    | 0-0    | 0-0   | 0        | 7   | 7  | 1  | 0  | 2  | 0  | 0   | 0   | 21  |
| 25     | ODEN, Jeremiah    | g      | 1-1    | 0-0    | 0-0   | 0        | 0   | 0  | 1  | 2  | 0  | 0  | 0   | 0   | 4   |
| 33     | IKE, Graham       | g      | 7-10   | 0-0    | 4-7   | 3        | 3   | 6  | 5  | 18 | 1  | 0  | 1   | 2   | 22  |
| 53     | DUSELL, Xavier    | g      | 5-8    | 3-6    | 0-0   | 1        | 2   | 3  | 4  | 13 | 0  | 0  | 0   | 0   | 33  |
| Team   |                   |        |        |        |       | 0        | 4   | 4  |    |    |    |    |     |     | 2   |
| Totals |                   |        | 31-61  | 10-31  | 21-30 | 9        | 30  | 39 | 29 | 93 | 16 | 9  | 2   | 4   | 200 |

FG % 1st Half: 14-36 38.9% 2nd half: 17-25 68.0% Game: 31-61 50.8% Deadball Rebounds 2  
 3FG % 1st Half: 4-20 20.0% 2nd half: 11-16 68.8% Game: 10-31 32.3%  
 FT % 1st Half: 2-4 50.0% 2nd half: 19-26 73.1% Game: 21-30 70.0%

Officials: Ryan Holmes,D.G. Nelson,Tony Padilla  
 Technical fouls: Nevada-None. Wyoming-IKE, Graham.  
 Attendance:  
 2020-21 Men's Basketball. Round: 0. Nevada vs Wyoming. Played at Arena-Auditor

| Score by periods | 1st | 2nd | Total | Points | In    | Off | 2nd    | Fast  | Bench |
|------------------|-----|-----|-------|--------|-------|-----|--------|-------|-------|
|                  |     |     |       | NEVADA | Paint | T/O | Chance | Break |       |
| Wyoming          | 33  | 55  | 88    | 28     | 10    | 8   | 8      | 26    | 36    |
| Nevada           | 34  | 59  | 93    | 26     | 13    | 11  | 6      | 33    | 38    |

Last FG - NEVADA 2nd-00:10, WYO 2nd-00:51.  
 Largest lead - NEVADA by 3 1st-03:34, WYO by 11 1st-16:12.  
 NEVADA led for 01:17. WYO led for 34:08. Game was tied for 04:35.

Score tied - 9 times.  
 Lead changed - 4 times.

Game 14: Wyoming 71 Nevada 64

Official Basketball Box Score -- Game Totals -- Final Statistics  
**Nevada vs Wyoming**  
 01/22/21 6:00 pm at Laramie, WY

Nevada 64 • 10-6,5-4 Mountain

| #      | Player            | Total  |        | 3-Ptr  |       | Rebounds |     |    | PF | TP | A  | TO | Blk | Stl | Min |
|--------|-------------------|--------|--------|--------|-------|----------|-----|----|----|----|----|----|-----|-----|-----|
|        |                   | FG-FGA | FG-FGA | FT-FTA | Off   | Def      | Tot |    |    |    |    |    |     |     |     |
| 01     | Robby Robinson    | f      | 2-3    | 0-0    | 0-2   | 0        | 9   | 9  | 2  | 4  | 0  | 1  | 0   | 0   | 19  |
| 05     | Warren Washington | f      | 8-11   | 0-0    | 5-8   | 5        | 4   | 9  | 0  | 21 | 0  | 4  | 0   | 0   | 24  |
| 14     | TrA@ Coleman      | g      | 4-10   | 2-7    | 1-1   | 0        | 1   | 1  | 2  | 11 | 2  | 0  | 0   | 2   | 25  |
| 04     | Desmond Cambridge | g      | 4-12   | 2-8    | 6-7   | 1        | 2   | 3  | 2  | 16 | 2  | 2  | 2   | 1   | 36  |
| 25     | Grant Sherfield   | g      | 2-16   | 0-6    | 4-4   | 1        | 5   | 6  | 2  | 8  | 4  | 1  | 0   | 1   | 36  |
| 03     | Alem Huseinovic   | g      | 1-1    | 0-0    | 0-0   | 1        | 0   | 1  | 0  | 2  | 0  | 1  | 0   | 1   | 7   |
| 11     | Kane Milling      | g      | 0-5    | 0-4    | 0-0   | 1        | 3   | 4  | 3  | 0  | 0  | 1  | 0   | 0   | 24  |
| 20     | Daniel Foster     | g      | 0-0    | 0-0    | 0-0   | 0        | 1   | 1  | 5  | 0  | 2  | 2  | 0   | 0   | 10  |
| 23     | DeAndre Henry     | g      | 0-0    | 0-0    | 0-0   | 0        | 0   | 0  | 1  | 0  | 0  | 1  | 1   | 0   | 3   |
| 42     | K.J. Hymes        | g      | 0-4    | 0-0    | 2-2   | 2        | 4   | 6  | 0  | 2  | 0  | 1  | 2   | 0   | 16  |
| Team   |                   |        |        |        |       | 2        | 1   | 3  |    |    |    |    |     |     | 2   |
| Totals |                   |        | 21-62  | 4-25   | 18-24 | 13       | 30  | 43 | 17 | 64 | 10 | 14 | 5   | 5   | 200 |

FG % 1st Half: 9-30 30.0% 2nd half: 12-32 37.5% Game: 21-62 33.9% Deadball Rebounds 4  
 3FG % 1st Half: 2-11 18.2% 2nd half: 2-14 14.3% Game: 4-25 16.0%  
 FT % 1st Half: 1-4 25.0% 2nd half: 17-20 85.0% Game: 18-24 75.0%

Wyoming 71 • 9-5,3-4 Mountain

| #  | Player           | Total  |        | 3-Ptr  |     | Rebounds |     |   | PF | TP | A | TO | Blk | Stl | Min |
|----|------------------|--------|--------|--------|-----|----------|-----|---|----|----|---|----|-----|-----|-----|
|    |                  | FG-FGA | FG-FGA | FT-FTA | Off | Def      | Tot |   |    |    |   |    |     |     |     |
| 10 | THOMPSON, Hunter | f      | 2-8    | 2-8    | 0-0 | 1        | 4   | 5 | 5  | 6  | 2 | 0  | 0   | 2   | 28  |
| 01 | WILLIAMS, Marcus | g      | 3-11   | 0-5    | 7-8 | 0        | 5   | 5 | 4  | 13 | 5 | 3  | 0   | 0   | 36  |
| 03 | MARBLE, Kwane    | g      | 4-7    | 2-3    | 5-6 | 0        | 4   | 4 | 2  | 15 | 1 | 2  | 0   | 2   | 27  |
| 22 | FOSTER, Kenny    | g      | 5-8    | 3-6</  |     |          |     |   |    |    |   |    |     |     |     |



Game 17: Wyoming 71 at SDSU 98

Official Basketball Box Score -- Game Totals -- Final Statistics  
**Wyoming vs San Diego St.**  
 01/30/21 7:00 pm at San Diego, CA



Wyoming 71 • 10-7,4-6 Mountai

| #      | Player            | Total  |        |        | 3-Ptr  |        |        | Rebounds |     |     | PF | TP | A | TO | Blk | Stl | Min |
|--------|-------------------|--------|--------|--------|--------|--------|--------|----------|-----|-----|----|----|---|----|-----|-----|-----|
|        |                   | FG-FGA | FG-FGA | FT-FTA | FG-FGA | FG-FGA | FT-FTA | Off      | Def | Tot |    |    |   |    |     |     |     |
| 10     | THOMPSON, Hunter  | f      | 0-1    | 0-1    | 1-2    | 1      | 1      | 2        | 3   | 1   | 1  | 0  | 0 | 0  | 0   | 15  |     |
| 01     | WILLIAMS, Marcus  | g      | 6-10   | 4-8    | 2-2    | 0      | 0      | 0        | 3   | 18  | 6  | 5  | 1 | 2  | 33  |     |     |
| 03     | MARBLE, Kwane     | g      | 2-10   | 0-5    | 7-9    | 1      | 1      | 2        | 2   | 11  | 3  | 1  | 0 | 0  | 33  |     |     |
| 24     | MALDONADO, Hunter | g      | 0-3    | 0-3    | 4-7    | 0      | 4      | 4        | 3   | 4   | 4  | 2  | 0 | 1  | 35  |     |     |
| 53     | DUSELL, Xavier    | g      | 4-5    | 2-3    | 1-2    | 0      | 1      | 1        | 3   | 11  | 0  | 1  | 0 | 1  | 24  |     |     |
| 00     | JEFFRIES, Drake   | g      | 2-6    | 2-6    | 0-0    | 0      | 1      | 1        | 1   | 6   | 1  | 0  | 0 | 0  | 18  |     |     |
| 20     | DICKEY, Terrin    | g      | 0-0    | 0-0    | 0-0    | 0      | 0      | 0        | 0   | 0   | 0  | 0  | 0 | 0  | 0+  |     |     |
| 25     | ODEN, Jeremiah    | g      | 3-5    | 2-3    | 3-3    | 1      | 1      | 2        | 4   | 11  | 0  | 0  | 0 | 0  | 17  |     |     |
| 33     | IKE, Graham       | g      | 3-6    | 0-1    | 3-4    | 1      | 2      | 3        | 4   | 9   | 0  | 2  | 0 | 1  | 25  |     |     |
| 55     | GRIGSBY, John     | g      | 0-0    | 0-0    | 0-0    | 0      | 0      | 0        | 0   | 0   | 0  | 0  | 0 | 0  | 0+  |     |     |
| Team   |                   |        |        |        |        |        |        |          |     |     |    |    |   |    |     |     |     |
| Totals |                   |        | 20-46  | 10-30  | 21-29  | 6      | 14     | 20       | 23  | 71  | 15 | 12 | 1 | 5  | 200 |     |     |

FG % 1st Half: 7-20 35.0% 2nd half: 13-26 50.0% Game: 20-46 43.5% Deadball Rebounds 2  
 3FG % 1st Half: 3-13 23.1% 2nd half: 7-17 41.2% Game: 10-30 33.3%  
 FT % 1st Half: 11-16 68.8% 2nd half: 10-13 76.9% Game: 21-29 72.4%

San Diego St. 98 • 13-4,7-3 Mountai

| #      | Player            | Total  |        |        | 3-Ptr  |        |        | Rebounds |     |     | PF | TP | A | TO | Blk | Stl | Min |
|--------|-------------------|--------|--------|--------|--------|--------|--------|----------|-----|-----|----|----|---|----|-----|-----|-----|
|        |                   | FG-FGA | FG-FGA | FT-FTA | FG-FGA | FG-FGA | FT-FTA | Off      | Def | Tot |    |    |   |    |     |     |     |
| 11     | Matt Mitchell     | f      | 9-16   | 4-7    | 4-4    | 1      | 4      | 5        | 2   | 26  | 4  | 2  | 0 | 2  | 29  |     |     |
| 31     | Nathan Mensah     | f      | 4-5    | 0-0    | 0-0    | 1      | 0      | 1        | 4   | 8   | 0  | 0  | 0 | 0  | 14  |     |     |
| 03     | Terrell Gomez     | g      | 0-2    | 0-1    | 0-0    | 0      | 1      | 1        | 1   | 0   | 4  | 0  | 0 | 0  | 21  |     |     |
| 04     | Trey Pulliam      | g      | 2-4    | 0-2    | 0-0    | 0      | 2      | 2        | 3   | 4   | 3  | 4  | 0 | 1  | 20  |     |     |
| 20     | Jordan Schakel    | g      | 3-4    | 2-2    | 2-2    | 0      | 2      | 2        | 2   | 10  | 0  | 1  | 0 | 0  | 24  |     |     |
| 00     | Keshad Johnson    | g      | 6-8    | 2-2    | 1-1    | 1      | 4      | 5        | 1   | 15  | 2  | 0  | 0 | 0  | 22  |     |     |
| 02     | Adam Seiko        | g      | 3-7    | 2-5    | 0-0    | 0      | 2      | 2        | 3   | 8   | 1  | 0  | 0 | 0  | 25  |     |     |
| 05     | Lamont Butler     | g      | 3-4    | 1-2    | 4-6    | 0      | 2      | 2        | 5   | 11  | 4  | 1  | 0 | 1  | 19  |     |     |
| 12     | Che Evans         | g      | 1-2    | 0-1    | 0-0    | 0      | 1      | 1        | 0   | 2   | 1  | 0  | 0 | 0  | 2   |     |     |
| 14     | Cade Alger        | g      | 2-2    | 0-0    | 2-2    | 0      | 0      | 0        | 1   | 6   | 0  | 0  | 0 | 0  | 1   |     |     |
| 21     | Jared Barnett     | g      | 0-0    | 0-0    | 0-0    | 0      | 0      | 0        | 0   | 0   | 1  | 0  | 0 | 1  | 1   |     |     |
| 23     | Joshua Tomaic     | g      | 1-2    | 0-1    | 6-7    | 2      | 2      | 4        | 4   | 8   | 1  | 0  | 0 | 0  | 22  |     |     |
| 24     | Tyler Broughton   | g      | 0-0    | 0-0    | 0-0    | 0      | 0      | 0        | 0   | 0   | 0  | 0  | 0 | 0  | 0+  |     |     |
| 42     | Triston Broughton | g      | 0-0    | 0-0    | 0-0    | 0      | 0      | 0        | 0   | 0   | 0  | 0  | 0 | 0  | 0+  |     |     |
| Team   |                   |        |        |        |        |        |        |          |     |     |    |    |   |    |     |     |     |
| Totals |                   |        | 34-56  | 11-23  | 19-22  | 9      | 26     | 35       | 26  | 98  | 21 | 8  | 0 | 5  | 200 |     |     |

FG % 1st Half: 16-26 61.5% 2nd half: 18-30 60.0% Game: 34-56 60.7% Deadball Rebounds 2  
 3FG % 1st Half: 5-11 45.5% 2nd half: 6-12 50.0% Game: 11-23 47.8%  
 FT % 1st Half: 14-17 82.4% 2nd half: 5-5 100.0% Game: 19-22 86.4%

Officials: Brad Fowler, Chad Shepherd, Bill Vinovich  
 Technical fouls: Wyoming-None. San Diego St.-None.  
 Attendance: 2020-21 Men's Basketball. Round: 0. San Diego St. vs Wyoming. Played at Steve

| Score by periods | 1st | 2nd | Total | In | Off | 2nd | Fast | Bench |
|------------------|-----|-----|-------|----|-----|-----|------|-------|
| Wyoming          | 28  | 43  | 71    | 18 | 9   | 4   | 4    | 26    |
| San Diego St.    | 51  | 47  | 98    | 34 | 14  | 4   | 6    | 50    |

Game 18: Wyoming 72 vs. Colorado State 74

Official Basketball Box Score -- Game Totals -- Final Statistics  
**Colorado St. vs Wyoming**  
 02/04/21 7:00 pm at Laramie, WY



Colorado St. 74 • 13-4,10-3 Mounta

| #      | Player           | Total  |        |        | 3-Ptr  |        |        | Rebounds |     |     | PF | TP | A | TO | Blk | Stl | Min |
|--------|------------------|--------|--------|--------|--------|--------|--------|----------|-----|-----|----|----|---|----|-----|-----|-----|
|        |                  | FG-FGA | FG-FGA | FT-FTA | FG-FGA | FG-FGA | FT-FTA | Off      | Def | Tot |    |    |   |    |     |     |     |
| 10     | James Moors      | f      | 4-5    | 0-0    | 2-2    | 0      | 0      | 0        | 0   | 10  | 0  | 5  | 0 | 0  | 18  |     |     |
| 21     | David Roddy      | f      | 6-12   | 0-1    | 3-4    | 1      | 7      | 8        | 2   | 15  | 3  | 3  | 1 | 0  | 36  |     |     |
| 31     | Adam Thistlewood | f      | 3-6    | 2-4    | 0-0    | 1      | 5      | 6        | 2   | 8   | 0  | 0  | 1 | 0  | 34  |     |     |
| 03     | Kendle Moore     | g      | 3-6    | 2-4    | 3-4    | 0      | 2      | 2        | 1   | 11  | 4  | 0  | 0 | 1  | 35  |     |     |
| 04     | Isaiah Stevens   | g      | 3-8    | 0-1    | 0-0    | 0      | 4      | 4        | 5   | 6   | 2  | 5  | 0 | 0  | 29  |     |     |
| 01     | John Tonje       | g      | 4-5    | 2-3    | 6-6    | 0      | 3      | 3        | 3   | 16  | 1  | 1  | 0 | 0  | 22  |     |     |
| 05     | P.J. Byrd        | g      | 2-2    | 0-0    | 0-0    | 0      | 2      | 2        | 1   | 4   | 0  | 2  | 0 | 1  | 16  |     |     |
| 11     | Dischon Thomas   | g      | 0-2    | 0-2    | 0-0    | 0      | 0      | 0        | 0   | 0   | 0  | 1  | 0 | 1  | 4   |     |     |
| 23     | Isaiah Rivera    | g      | 2-3    | 0-1    | 0-0    | 1      | 1      | 2        | 1   | 4   | 0  | 0  | 0 | 0  | 6   |     |     |
| Team   |                  |        |        |        |        |        |        |          |     |     |    |    |   |    |     |     |     |
| Totals |                  |        | 27-49  | 6-16   | 14-16  | 4      | 29     | 33       | 19  | 74  | 10 | 18 | 2 | 3  | 200 |     |     |

FG % 1st Half: 13-26 50.0% 2nd half: 14-23 60.9% Game: 27-49 55.1% Deadball Rebounds 2  
 3FG % 1st Half: 3-9 33.3% 2nd half: 3-7 42.9% Game: 6-16 37.5%  
 FT % 1st Half: 3-3 100.0% 2nd half: 11-13 84.6% Game: 14-16 87.5%

Wyoming 72 • 10-8,4-7 Mountai

| #      | Player            | Total  |        |        | 3-Ptr  |        |        | Rebounds |     |     | PF | TP | A | TO | Blk | Stl | Min |
|--------|-------------------|--------|--------|--------|--------|--------|--------|----------|-----|-----|----|----|---|----|-----|-----|-----|
|        |                   | FG-FGA | FG-FGA | FT-FTA | FG-FGA | FG-FGA | FT-FTA | Off      | Def | Tot |    |    |   |    |     |     |     |
| 10     | THOMPSON, Hunter  | f      | 1-3    | 1-3    | 1-2    | 0      | 1      | 2        | 4   | 0   | 1  | 0  | 0 | 0  | 15  |     |     |
| 01     | WILLIAMS, Marcus  | g      | 6-12   | 4-9    | 1-2    | 0      | 2      | 2        | 2   | 17  | 6  | 4  | 0 | 1  | 38  |     |     |
| 03     | MARBLE, Kwane     | g      | 3-9    | 0-4    | 4-4    | 2      | 4      | 6        | 3   | 10  | 3  | 3  | 0 | 2  | 30  |     |     |
| 24     | MALDONADO, Hunter | g      | 5-11   | 0-4    | 4-6    | 2      | 4      | 6        | 2   | 14  | 4  | 0  | 0 | 1  | 38  |     |     |
| 53     | DUSELL, Xavier    | g      | 6-12   | 5-10   | 0-0    | 1      | 2      | 3        | 4   | 17  | 2  | 1  | 0 | 0  | 29  |     |     |
| 00     | JEFFRIES, Drake   | g      | 1-7    | 0-5    | 0-0    | 0      | 2      | 2        | 1   | 2   | 0  | 0  | 0 | 1  | 18  |     |     |
| 25     | ODEN, Jeremiah    | g      | 0-1    | 0-1    | 0-0    | 0      | 2      | 2        | 1   | 0   | 0  | 1  | 0 | 0  | 7   |     |     |
| 33     | IKE, Graham       | g      | 4-6    | 0-0    | 0-1    | 1      | 3      | 4        | 2   | 8   | 1  | 3  | 1 | 0  | 25  |     |     |
| Team   |                   |        |        |        |        |        |        |          |     |     |    |    |   |    |     |     |     |
| Totals |                   |        | 26-61  | 10-36  | 10-15  | 9      | 18     | 27       | 17  | 72  | 16 | 13 | 1 | 5  | 200 |     |     |

FG % 1st Half: 13-28 46.4% 2nd half: 13-33 39.4% Game: 26-61 42.6% Deadball Rebounds 2  
 3FG % 1st Half: 6-19 31.6% 2nd half: 4-17 23.5% Game: 10-36 27.8%  
 FT % 1st Half: 6-10 60.0% 2nd half: 4-5 80.0% Game: 10-15 66.7%

Officials: Ryan McDaniel, Shawn Lehigh, Tommy Nunez  
 Technical fouls: Colorado St.-None. Wyoming-None.  
 Attendance: 1807  
 2020-21 Men's Basketball. Round: 0. Colorado St. vs Wyoming. Played at Arena-A

| Score by periods | 1st | 2nd | Total | In | Off | 2nd | Fast | Bench |
|------------------|-----|-----|-------|----|-----|-----|------|-------|
| Colorado St.     | 32  | 42  | 74    | 30 | 16  | 4   | 6    | 24    |
| Wyoming          | 38  | 34  | 72    | 30 | 19  | 9   | 4    | 10    |

Last FG - CSU 2nd-00:06, WYO 2nd-00:12. Score tied - 9 times.  
 Largest lead - CSU by 7 1st-15:11, WYO by 9 2nd-17:29. Lead changed - 6 times.  
 CSU led for 19:55. WYO led for 16:47. Game was tied for 03:18.

Game 19: Wyoming 59 vs. Colorado State 68

Official Basketball Box Score -- Game Totals -- Final Statistics  
**Colorado St. vs Wyoming**  
 02/06/21 4:00 pm at Laramie, WY



Colorado St. 68 • 14-4,11-3 Mounta

| #      | Player           | Total  |        |        | 3-Ptr  |        |        | Rebounds |     |     | PF | TP | A | TO | Blk | Stl | Min |
|--------|------------------|--------|--------|--------|--------|--------|--------|----------|-----|-----|----|----|---|----|-----|-----|-----|
|        |                  | FG-FGA | FG-FGA | FT-FTA | FG-FGA | FG-FGA | FT-FTA | Off      | Def | Tot |    |    |   |    |     |     |     |
| 10     | James Moors      | f      | 2-3    | 0-1    | 0-0    | 2      | 2      | 4        | 1   | 4   | 0  | 2  | 0 | 1  | 16  |     |     |
| 21     | David Roddy      | f      | 5-7    | 0-1    | 5-6    | 1      | 10     | 11       | 4   | 15  | 1  | 3  | 0 | 1  | 26  |     |     |
| 31     | Adam Thistlewood | f      | 2-4    | 0-2    | 0-3    | 0      | 8      | 8        | 1   | 4   | 1  | 3  | 0 | 1  | 34  |     |     |
| 03     | Kendle Moore     | g      | 3-7    | 1-3    | 2-2    | 0      | 1      | 1        | 3   | 9   | 1  | 2  | 0 | 2  | 29  |     |     |
| 04     | Isaiah Stevens   | g      | 4-12   | 1-4    | 5-6    | 1      | 3      | 4        | 1   | 14  | 0  | 4  | 0 | 1  | 37  |     |     |
| 01     | John Tonje       | g      | 4-5    | 1-2    | 1-2    | 2      | 2      | 4        | 2   | 10  | 1  | 1  | 0 | 2  | 25  |     |     |
| 05     | P.J. Byrd        | g      | 1-4    | 0-3    | 2-2    | 0      | 2      | 2        | 1   | 4   | 2  | 0  | 0 | 0  | 14  |     |     |
| 11     | Dischon Thomas   | g      | 2-3    | 0-1    | 4-4    | 1      | 0      | 1        | 3   | 8   | 1  | 1  | 0 | 0  | 16  |     |     |
| 23     | Isaiah Rivera    | g      | 0-0    | 0-0    | 0-0    | 0      | 0      | 0        | 0   | 0   | 0  | 0  | 0 | 0  | 3   |     |     |
| Team   |                  |        |        |        |        |        |        |          |     |     |    |    |   |    |     |     |     |
| Totals |                  |        | 23-45  | 3-17   | 19-25  | 8      | 31     | 39       | 16  | 68  | 7  | 17 | 0 | 8  | 200 |     |     |

FG % 1st Half: 16-29 55.2% 2nd half: 7-16 43.8% Game: 23-45 51.1% Deadball Rebounds 1  
 3FG % 1st Half: 3-11 27.3% 2nd half: 0-6 0.0% Game: 3-17 17.6%  
 FT % 1st Half: 4-5 80.0% 2nd half: 15-20 75.0% Game: 19-25 76.0%

Wyoming 59 • 10-9,4-8 Mountai

| #  | Player           | Total  |        |        | 3-Ptr  |        |        | Rebounds |     |     | PF | TP | A | TO | Blk | Stl | Min |
|----|------------------|--------|--------|--------|--------|--------|--------|----------|-----|-----|----|----|---|----|-----|-----|-----|
|    |                  | FG-FGA | FG-FGA | FT-FTA | FG-FGA | FG-FGA | FT-FTA | Off      | Def | Tot |    |    |   |    |     |     |     |
| 33 | IKE, Graham      | f      | 6-11   | 0-0    | 1-3    | 3      | 6      | 9        | 3   | 13  | 2  | 4  | 0 | 0  | 26  |     |     |
| 01 | WILLIAMS, Marcus | g      | 4-12   | 0-4    | 0-1    | 0      | 0      | 0        | 5   | 8   | 4  | 2  | 0 | 1  | 23  |     |     |
| 03 | MARBLE, Kwane    | g      | 2-5    | 1-4    | 1-2    |        |        |          |     |     |    |    |   |    |     |     |     |