NEW MEXICO SOFTBALL

2021 MEDIA GUIDE

WE ARE NEW MEXICO

THE UNIVERSITY OF NEW MEXICO

Name of School ..... University of New Mexico
City/Zip ..... Albuquerque, N.M. 87106
Founded ..... 1889 by Territorial Legislature
Enrollment 22,225
Nickname ..... Lobos
School Colors ..... Cherry and Silver
Conference ..... Mountain West
Affiliation ..... NCAA Division I
President ..... Dr. Garnett Stokes
Athletic Director ..... Eddie Nuñez
Deputy A.D./External ..... David Williams
Faculty Representative ..... Amy Neel
Athletic Dept. Phone 505-925-5501
Ticket Office Phone 505-925-LOBO

PROGRAM HISTORY

First Year of Softball 1978
UNM All-time Record 1005-1131-3
Conference Championships 3
1980 (Intermountain), 1981 (Intermountain) and 1983 (High Country)
NCAA Appearances 3
1980 (AIAW), 1981 (AIAW) and 1983 (NCAA)

FACILITY

Field ..... Lobo Softball Field
Dimensions 205-225-205
Capacity 1,500

STAFF

Head Coach ..... Dr. Paula Congleton
..... Alma mater: New Mexico, 2003
..... Year at UNM: Fourth
..... Record at UNM: 26-80 (10-38)
..... Overall DI Record: Same
Assistant Coach ..... Tyler Heil
..... Alma mater: San José State, 2009
..... Year at UNM: Fourth
Assistant Coach ..... Brandon Maurer
..... Alma mater: Cal State Fullerton, 2015 & 2018
..... Year at UNM: First
Head Athletic Trainer ..... Bob Waller
Certified Athletic Trainer ..... Kellyann Gangaware
Strength Coach ..... Brett Nakashima
Academic Advisor. ..... TBD

TEAM INFORMATION

2020 Overall Record 11-15
2020 MW Record 0-0
Letterwinners Returning/Lost 11/8
Pitchers Returning/Lost 2/4
Starters Returning/Lost 7/2
Newcomers 10

2021 SCHEDULE

Date	Opponent	Time
Hillenbrand Invitational		**Tucson, Ariz.**
2/19	Seattle	12 p.m.
2/19	at Arizona	6 p.m.
2/20	Southern Utah	9 a.m.
2/20	at Arizona	3 p.m.
2/21	Seattle	9 a.m.
2/21	Southern Utah	12 p.m.
GCU/ASU Tournament		**Phoenix, Ariz.**
2/26	Oklahoma	11 a.m.
2/26	at Arizona State	2 p.m.
2/27	Oklahoma	11 a.m.
2/27	at Grand Canyon	1:30 p.m.
2/28	at Arizona State	11 a.m.
OSU/Tulsa Invitational		**Oklahoma**
3/5	at Tulsa	1:30 p.m.
3/5	at Tulsa	4 p.m.
3/6	at Oklahoma State	12 p.m.
3/6	at Oklahoma State	2:30 p.m.
3/7	Nebraska-Omaha	9:30 a.m.
3/12	at Texas Tech	3 p.m.
3/13	at Texas Tech	11 a.m.
3/13	at Texas Tech	1:30 p.m.
3/19	at Texas	TBA
3/20	at Texas	TBA
3/20	at Texas	TBA
3/27	**Colorado State* (DH)**	**2 p.m.**
3/27	**Colorado State* (DH)**	**4:30 p.m.**
3/28	**Colorado State**	**12 p.m.**
4/2	Fresno State* (DH)	4 p.m.
4/2	Fresno State* (DH)	6:30 p.m.
4/3	Fresno State*	1 p.m.
4/10	**Nevada* (DH)**	**2 p.m.**
4/10	**Nevada* (DH)**	**4:30 p.m.**
4/11	**Nevada***	**12 p.m.**
4/17	UNLV* (DH)	2 p.m.
4/17	UNLV* (DH)	4:30 p.m.
4/18	UNLV*	1 p.m.
4/24	**Boise State* (DH)**	**2 p.m.**
4/24	**Boise State* (DH)**	**4:30 p.m.**
4/25	**Boise State***	**12 p.m.**
5/1	San Diego State* (DH)	3 p.m.
5/1	San Diego State* (DH)	5:30 p.m.
5/2	San Diego State*	1 p.m.
5/8	**San José State * (DH)**	**2 p.m.**
5/8	**San José State * (DH)**	**4:30 p.m.**
5/9	**San José State ***	**12 p.m.**
5/14	Utah State* (DH)	12 p.m.
5/14	Utah State* (DH)	3 p.m.
5/15	Utah State*	12 p.m.

Bold denotes home games
*denotes Mountain West game
All times listed are Mountain Time
Game times are subject to change

TABLE OF CONTENTS

QUICK FACTS/SCHEDULE 2
ROSTER 3-4

COACHING STAFF & PLAYERS

HEAD COACH PAULA CONGLETON 5
ASSISTANT COACH TYLER HEIL 6
ASSISTANT COACH BRANDON MAURER 7
PLAYER PAGES 8-28
INDIVIDUAL 2020 GAME-BY-GAME STATS 29-30
INDIVIDUAL CAREER GAME-BY-GAME STATS 31-34

RECORDS

CAREER RECORDS 36-37
SINGLE-SEASON RECORDS 38-39
OFFENSIVE LEADERS BY YEAR 40-41

HISTORY

YEAR-BY-YEAR 43-53
ALL-TIME RESULTS 54
ALL-TIME SERIES VS. OPPONENTS 55-69
STATISTICAL HISTORY BY YEAR 70
COACHING HISTORY 71
AWARDS AND HONORS 72-73

LETTERWINNERS

ALL-TIME LETTERWINNERS 75-76

THIS IS UNM

LOBO SOFTBALL FIELD 78
THIS IS NEW MEXICO 79-81

CONTACT

All interviews with UNM student-athletes and coaches should be coordinated through the athletics communications office. Interviews may be arranged by contacting Allison Weiss in the athletics communications office (allisonweiss@unm.edu). All interview requests should be made at least 24 hours in advance.

GOLOBOS.COM

You can find all the updated statistics, releases, bios and history of Lobo Softball at www.GoLobos.com

SOCIAL MEDIA

Fans can keep up with the UNM softball team and Lobo Athletics by following the accounts on Twitter, Instagram and Facebook.

twitter
Official UNM Accounts
@UNMLoboSB | @UNMLoboAthletics

Instagram
Official UNM Accounts
@UNMLoboSB | @UNMLoboAthletics

facebook
Official UNM Accounts
@UNMLoboSB | @NewMexicoLobos

Andrea Howard
OF | 5-6 | SR.
Albuquerque, N.M.

Briana Martinez
UT | 5-3 | SO.
Albuquerque, N.M.

Savana Martinez
C | 5-3 | FR.
Albuquerque, N.M.

Rachael Hathoot
INF | 5-8 | SO.
Albuquerque, N.M.

Taryn Young
OF | 5-8 | SR.
Anaheim, Calif.

Sydney Broderick
C | 5-4 | SR.
Mesa, Ariz.

Alexis Vigil
INF | 5-0 | JR.
Los Lunas, N.M.

Cameryn O'Grady
SS | 5-6 | SR.
Orange, Calif.

Savannah Braun
INF | 5-10 | FR.
Tualatin, Ore.

Samantha Simons
OF | 5-4 | FR.
Orange, Calif.

Leslie Romero
C | 5-4 | JR.
Gonzales, Calif.

Diamond Sandoval
OF | 5-3 | FR.
Norwalk, Calif.

Peyton Robinson
OF | 5-6 | JR.
Saginaw, Texas

Izzy Owen
INF | 5-6 | JR.
Manteca, Calif.

Brianna Sanchez
P | 5-6 | SO.
West Covina, Calif.

Lauren Wilmert
C/1B | 5-10 | SR.
Albuquerque, N.M..

Emma Guindon
P | 5-9 | JR.
Tomball, Texas

Talia Hannappel
P | 5-9 | FR.
Huntington Beach, Calif.

Ashlyn Roberts
P | 5-8 | FR.
Sammamish, Wash.

Reyan Tuck
1B | 6-0 | JR.
Hillsboro, Ore.

Kiana Spencer
P | 5-6 | SR.
Gallup, N.M.

Paula Congleton
Head Coach

Tyler Heil
Assistant Coach

Brandon Maurer
Assistant Coach

Kellyann Gangaware
Athletic Trainer

NUMERICAL ROSTER

#	NAME	POS	HT	YR	B/T	HOMETOWN (PREVIOUS SCHOOL)
00	Andrea Howard	OF	5-6	Sr.	L/L	Albuquerque, N.M. (La Cueva HS)
1	Briana Martinez	UT	5-3	So.	R/R	Albuquerque, N.M. (Rio Rancho HS)
2	Savana Martinez	C	5-3	Fr.	R/R	Albuquerque, N.M. (Rio Rancho HS)
3	Rachael Hathoot	INF	5-8	So.	R/R	Albuquerque, N.M. (La Cueva HS)
4	Taryn Young	OF	5-8	Sr.	R/R	Anaheim, Calif. (Arizona)
5	Sydney Broderick	C	5-4	Sr.	R/R	Mesa, Ariz. (Desert Ridge HS)
6	Alexis Vigil	INF	5-0	Jr.	R/R	Las Lunas, N.M. (College of Southern Nevada)
10	Cameryn O'Grady	SS	5-6	Sr.	L/R	Orange, Calif. (El Modena HS)
12	Savannah Braun	INF	5-10	Fr.	R/R	Tualatin, Ore. (Tualatin HS)
15	Samantha Simons	OF	5-4	Fr.	L/R	Orange, Calif. (Villa Park HS)
16	Leslie Romero	OF	5-4	So.	R/R	Gonzales, Calif. (Salinas HS)
20	Diamond Sandoval	OF	5-3	Fr.	R/R	Norwalk, Calif. (St. Paul HS)
21	Peyton Robinson	OF	5-6	Jr.	L/R	Saginaw, Texas (Southern Nazarene)
22	Izzy Owen	INF	5-6	Jr.	L/R	Manteca, Calif. (Oregon State)
25	Brianna Sanchez	P	5-6	So.	R/R	West Covina, Calif. (Bishop Amat HS)
32	Lauren Wilmert	C/1B	5-10	Sr.	R/R	Albuquerque, N.M. (Volcano Vista HS)
34	Emma Guindon	P	5-9	Jr.	R/R	Tomball, Texas (Monterey Peninsula College)
41	Talia Hannappel	P	5-9	Fr.	R/R	Huntington Beach, Calif. (Edison HS)
66	Ashlyn Roberts	P	5-8	Fr.	L/L	Sammamish, Wash. (Eastlake HS)
77	Reyan Tuck	INF	6-0	Jr.	R/R	Hillsboro, Ore. (Towson)
99	Kiana Spencer	P	5-6	Sr.	L/L	Gallup, N.M. (Yavapai College)

ALPHABETICAL ROSTER

#	NAME	POS	HT	YR	B/T	HOMETOWN (PREVIOUS SCHOOL)
12	Savannah Braun	INF	5-10	Fr.	R/R	Tualatin, Ore. (Tualatin HS)
5	Sydney Broderick	C	5-4	Sr.	R/R	Mesa, Ariz. (Desert Ridge HS)
34	Emma Guindon	P	5-9	Jr.	R/R	Tomball, Texas (Monterey Peninsula College)
41	Talia Hannappel	P	5-9	Fr.	R/R	Huntington Beach, Calif. (Edison HS)
3	Rachael Hathoot	INF	5-8	So.	R/R	Albuquerque, N.M. (La Cueva HS)
00	Andrea Howard	OF	5-6	Sr.	L/L	Albuquerque, N.M. (La Cueva HS)
1	Briana Martinez	UT	5-3	So.	R/R	Albuquerque, N.M. (Rio Rancho HS)
2	Savana Martinez	C	5-3	Fr.	R/R	Albuquerque, N.M. (Rio Rancho HS)
10	Cameryn O'Grady	SS	5-6	Sr.	L/R	Orange, Calif. (El Modena HS)
22	Izzy Owen	INF	5-6	Jr.	L/R	Manteca, Calif. (Oregon State)
66	Ashlyn Roberts	P	5-8	Fr.	L/L	Sammamish, Wash. (Eastlake HS)
21	Peyton Robinson	OF	5-6	Jr.	L/R	Saginaw, Texas (Southern Nazarene)
16	Leslie Romero	C	5-4	Jr.	R/R	Gonzales, Calif. (Salinas HS)
25	Brianna Sanchez	P	5-6	So.	R/R	West Covina, Calif. (Bishop Amat HS)
20	Diamond Sandoval	OF	5-3	Fr.	R/R	Norwalk, Calif. (St. Paul HS)
15	Samantha Simons	OF	5-4	Fr.	L/R	Orange, Calif. (Villa Park HS)
99	Kiana Spencer	P	5-6	Sr.	L/L	Gallup, N.M. (Yavapai College)
77	Reyan Tuck	INF	6-0	Jr.	R/R	Hillsboro, Ore. (Towson)
6	Alexis Vigil	INF	5-0	Jr.	R/R	Los Lunas, N.M. (College of Southern Nevada)
32	Lauren Wilmert	C/1B	5-10	Sr.	R/R	Albuquerque, N.M. (Volcano Vista HS)
4	Taryn Young	OF	5-8	Sr.	R/R	Anaheim, Calif. (Arizona)

RETURNERS (11) - 2020 SEASON STATS

No.	Name	Pos.	Cl.	Avg.	GP-GS	AB	R	H	2B	3B	HR	RBI	SLG%	FLD%
00	Andrea Howard	OF	Jr.	.306	26-26	72	16	22	4	0	7	24	.653	.981
1	Briana Martinez	UT	Fr.	.286	26-26	70	13	20	5	0	2	14	.443	.941
3	Rachael Hathoot	IF	Fr.	.250	26-26	84	19	21	6	2	1	12	.405	.934
4	Taryn Young	OF	Jr.	.259	24-24	54	17	14	0	0	4	9	.481	1.000
10	Cameryn O'Grady	SS	Sr.	.355	26-26	76	22	27	15	0	2	20	.632	.955
32	Lauren Wilmert	C	Sr.	.256	18-16	43	6	11	3	0	1	6	.395	.984

PITCHERS RETURNING (2) - 2020 SEASON STATS

No.	Name	Cl.	ERA	W-L	APP	GS	CG	SHO	SV	IP	SO	BF
25	Brianna Sanchez	Fr.	5.79	1-4	16	5	1	1/0	1	32.2	7	166
99	Kiana Spencer	Sr.	5.72	7-3	15	10	3	0/0	0	61.1	15	293

KEY PLAYERS LOST (2) - 2020 SEASON STATS

No.	Name	Pos.	Avg.	GP-GS	AB	R	H	2B	3B	HR	RBI	SLG%	FLD%
8	Bailey Klitzke	1B/P	.257	16-14	35	6	9	2	0	1	7	.400	.857
22	Gavyn Shafer	INF	.194	25-24	62	7	12	3	0	0	8	.242	.972

PITCHERS LOST (1) - 2020 SEASON STATS

No.	Name	Cl.	ERA	W-L	APP	GS	CG	SHO	SV	IP	SO	BF
13	Kennedy Ferguson	So.	5.00	3-4	12	5	1	1/0	1	36.0	24	158

NEWCOMERS (10)

No.	Name	Pos.	No.	Name	Pos.
2	Savana Martinez	C	22	Izzy Owen	INF
6	Alexis Vigil	INF	34	Emma Guindon	P
12	Savannah Braun	INF	15	Samantha Simons	OF
20	Diamond Sandoval	OF	41	Talia Hannappel	P
21	Peyton Robinson	OF	66	Ashlyn Roberts	P

PRONOUNCIATION GUIDE

00 ANDREA Howard ..... on-DRAY-uh
3 Rachael HATHOOT ..... HAT-who-t
6 Alexis VIGIL ..... Vee-hill
12 Savannah BRAUN ..... Bron
34 Emma GUINDON ..... Ginden
41 TALIA HANNAPPEL ..... Tall-E-uh Han-uh-pull
77 REYAN Tuck ..... Ree-anne
Paula CONGLETON ..... CONGLE-ton
Tyler HEIL ..... Hi-el

CLASS

Seniors (6)
5 Sydney Broderick C
00 Andrea Howard ..... OF
10 Cameryn O'Grady ..... SS
99 Kiana Spencer ..... P
32 Lauren Wilmert C/1B
4 Taryn Young ..... OF

Juniors (6)
34 Emma Guindon ..... P
22 Izzy Owen ..... INF
21 Peyton Robinson ..... OF
16 Leslie Romero ..... OF
77 Reyan Tuck ..... IF
6 Alexis Vigil ..... INF

Sophomores (3)
3 Rachael Hathoot ..... IF
1 Briana Martinez ..... IF
25 Brianna Sanchez ..... P

Freshmen (6)
12 Savannah Braun ..... INF
41 Talia Hannappel ..... P
2 Savana Martinez C
66 Ashlyn Roberts ..... P
20 Diamond Sandoval ..... OF
15 Samantha Simons ..... OF

HOME STATE

Arizona (1)
5 Sydney Broderick C

California (8)
41 Talia Hannappel ..... P
10 Cameryn O'Grady ..... SS
22 Izzy Owen ..... INF
16 Leslie Romero ..... OF
25 Brianna Sanchez ..... P
20 Diamond Sandoval ..... OF
15 Samantha Simons ..... OF
4 Taryn Young ..... OF

New Mexico (7)
3 Rachael Hathoot ..... INF
00 Andrea Howard ..... OF
1 Briana Martinez ..... UT
2 Savana Martinez C
99 Kiana Spencer ..... P
6 Alexis Vigil ..... INF
32 Lauren Wilmert C/1B

Oregon (2)
12 Savannah Braun ..... INF
77 Reyan Tuck 1B

Texas (2)
34 Emma Guindon ..... P
21 Peyton Robinson ..... OF

Washington (1)
66 Ashlyn Roberts ..... P

POSITION

Outfield (5) **Catcher (3)** **SS (1)**
Infield (5) **Pitcher (5)** **UT (1)**
C/1B (1)

HEAD COACH | PAULA CONGLETON

Paula Congleton enters her fourth season at the helm of the Lobos in 2021 after being named to the position on June 20, 2017. Congleton, a decorated Lobo alum, has 24 years of head coaching experience, and is just the fifth head coach in the history of the program.

Congleton began her head coaching career at California State University Eastbay in 1996. She moved on to be the head coach at Santa Barbara City College in 1998 and spent 19 seasons at Santa Barbara City College in Santa Barbara, Calif., leading the Vaqueros to four Southern Cal Regional appearances and one trip to the Southern Cal Super Regional.

She guided the Vaqueros to their greatest success of the program, winning a Southern Cal Regional series and advancing to the Super Regional for the first time ever in 2016. That 2016 squad won the second-most games in program history (30-14). They finished third WSC Gold Division and were seeded ninth for the Regional. They tied for seventh in Southern Cal.

Congleton has recorded over 400 wins throughout her coaching career. She earned her 300th victory on April 17, 2014 and her 400th win on May 4, 2018. She was a three-time W SC Gold Division Coach of the Year, including in 2011 when the Vaqueros set a school record for wins (31-7), captured the WSC title and played in the Southern Cal Regional.

The Lobo alumna received her B.S. in physical education from The University of New Mexico in 1984. As a first baseman on the Lobos, she was a four-time scholar athlete (3.89 GPA), an Academic All-American in 1981 and twice named Academic All-American Honorable Mention (1980, 1982). While completing her Master's degree in curriculum development, she was a Graduate Assistant with the Lobo Softball Team. In 2009, Congleton received her Doctorate in educational administration.

ALL-TIME SERIES UNDER CONGLETON

OPPONENT	Series	H	A	N
Alabama	0-1			0-1
Arizona	0-3		0-2	0-1
Arizona State	0-1			0-1
Boise State	1-5	1-2	0-3	
Bowling Green	0-1			0-1
BYU	0-1			0-1
California	0-1			0-1
Canisius	1-0			1-0
Colorado State	1-5	0-3	1-2	
Connecticut	0-1			0-1
Creighton	1-0			1-0
CSUF	0-2		0-1	0-1
CSUN	1-0			1-0
DePaul	0-2			0-2
Florida	0-1			0-1
Fresno State	1-5	1-2	0-3	
George Washington	0-2			0-2
Grand Canyon	1-1		1-1	
Hawaii	1-3		1-2	0-1
Howard	1-0	1-0		
La Salle	2-0	2-0		
Liberty	0-2			0-2
LMU	0-2		0-1	0-1
Missouri	0-1			0-1
Montana	0-1			0-1
Nevada	1-5	0-3	1-2	
New Mexico State	1-6	0-2	1-4	
North Dakota	2-0	2-0		
Northern Colorado	2-2	2-2		
Oklahoma State	0-1			0-1
Oregon	0-1			0-1
Oregon State	1-1			1-1
Sacramento State	0-2	0-2		
San Diego	0-1			0-1
San Diego State	3-3	2-1	1-2	
San Jose State	0-6	0-3	0-3	
South Dakota	2-1	2-0		0-1
South Florida	0-1			0-1
St. Mary's	3-0	2-0		1-0
Stanford	1-1			1-1
Tennessee	0-1			0-1
Texas	0-1		0-1	
Texas Southern	1-1			1-1
Texas Tech	1-1		1-1	
UC Riverside	1-2		0-2	1-0
UCSB	1-1	1-1		
UIC	1-0			1-0
UNLV	1-5	1-2	0-3	
Utah	0-1			0-1
Utah State	2-4	1-2	1-2	
UTEP	1-3	0-1	0-1	1-1
UTSA	0-2			0-2
Weber State	0-1			0-1
Western Carolina	1-0			1-0
	37-95	18-26	8-36	11-33

COACHING HISTORY

New Mexico (Head Coach) 2017-Present
Santa Barbara CC (Head Coach) 1998-2017
Cal. State East Bay (Head Coach) 1996-1998
New Mexico (Graduate Assistant) 1986-1988

COACHING RECORDS

New Mexico: 37-95
Santa Barbara CC: 354-322
Cal. State East Bay: 33-77

ASSISTANT COACH | TYLER HEIL

Tyler Heil enters his fourth season with the Lobos in 2021 under fourth-year head coach Dr. Paula Congleton. Heil was named to the position on August 11, 2017 and made the transition to UNM from Santa Barbara City College where he was a part of Congleton's staff.

"I am honored to have Coach Heil on our staff," said Congleton. "He has a wealth of knowledge as an infield and hitting coach and has a really good eye for the game. I have complete confidence in Tyler in his ability to coach and recruit. We're really excited about the opportunities we have here at UNM and you are going to see nothing but the best from us."

As an assistant coach for the Vaqueros, Heil worked with the infielders and was also the team's hitting coach in 2017. He was also a part of the Santa Barbara City College's baseball staff prior to joining Congleton and the softball team.

Heil, a 2005 graduate of Reno High School, played baseball at College of San Mateo from 2006-07. He helped lead the Bulldogs to a 64-20 record, back-to-back conference titles and earned First Team All-Coast honors.

Following his time at CSM, Heil earned a scholarship to San Josè State where he earned the Spartans' starting shortstop job in 2008 and went on to help lead the team to a Western Athletic Conference Championship in 2009, going 41-20 in his senior year.

After finishing and receiving his degree in health science from San Josè State, he went on to play Independent Professional Baseball for the Gateway Grizzlies of the Frontier League from 2010-11 and the Ottawa Champions of the Can Am League in 2015.

ASSISTANT COACH | BRANDON MAURER

Brandon Maurer joined the UNM softball coaching staff as the pitching coach for the Lobos in September 2020.

"I am thrilled that Brandon has joined our staff," head coach Paula Congleton said. "I believe he will have an immediate impact in developing our pitching staff. I am looking forward to working with Brandon and believe our players are going to respond positively to his coaching style. I have no doubt he will excel and be a great asset to Lobo Softball."

Maurer comes to Albuquerque from Fullerton College, where he was an assistant coach and oversaw the pitching group for the past two seasons.

"I am honored to be a part of the New Mexico coaching staff. This program has a rich history and the coaching staff and I share the same vision in taking this team back to the top.

"The pitching staff is extremely talented and eager to learn. They want to get better every single day. It is a pleasure to be able to work with these student-athletes and help them reach their ultimate potential. I would like to thank Coach Congleton and Coach Tyler Heil for this opportunity and bringing me aboard their staff. Their vision and passion for this program is unmatched and I'm excited to be a Lobo."

In his prior role at Fullerton College, Maurer helped guide the Fullerton College Hornets to unprecedented success.

During the 2019 season, the Hornets made the state tournament for the first time since 2005 and finished fifth in the state. Two of the pitchers made the all-state selection team, the first time in the program's history that two pitchers from the same team were all-state selections. In addition, one pitcher was named the Orange Empire Conference MVP.

The 2019 team ranked in the top five in Fullerton College softball history in wins, strikeouts, and fewest hits allowed. As a result, the coaching staff was awarded with the NFCA Cal JC So-Cal Region Coaching Staff of the Year.

In the 2020 season, their staff had an ERA of 2.37 before the season was cut short due to COVID-19.

Prior to his time with the Hornets, Maurer was a graduate manager at Cal State Fullerton, where he assisted with the development of the pitching staff.

In his time there, the Titans won three consecutive Big West Championships (2016, 2017 and 2018) and were awarded with one Big West PItcher of the Year, one Big West Freshman Pitcher of the Year, and six total All-Big West pitchers during his tenure.

With the Lobos, Maurer will work with a pitching group of six, including three returners.

"I'm excited to be able to coach what is a young and emerging pitching staff at The University of New Mexico," Maurer stated. "Ultimately I want to bring the competitive edge to our staff to be able to compete with the top teams across the nation. We have some great athletes in our pitching staff at New Mexico that are ready to work and get better. I'm excited to see what they are going to accomplish this season and beyond."

Maurer earned his bachelor's degree in kinesiology from Cal State Fullerton in 2015, graduating Summa Cum Laude, and a master's degree in kinesiology from Cal State Fullerton in 2018.

Although he earned his degrees at Cal State Fullerton, he has a prior history with The University of New Mexico as his brother, Michael, earned his PhD in psychology from UNM in 2019.

00 Andrea Howard

OF • 5-6 • SR. • L/L
Albuquerque, N.M. •
La Cueva HS

SINGLE-GAME HIGHS

Hits: 3, 3x, Last vs. UNC, 2-28-20
Doubles: 1, 19x, Last at NM State, 3-11-20
Triples: 1, 3x, Last at San Diego State, 3-17-19
Home runs: 2, Grand Canyon, 2-8-20
Total bases: 8, Grand Canyon, 2-8-20
RBI: 5, Northern Colorado, 2-14-20
Runs scored: 3, 3x, Last vs UTEP, 2-8-19
Walks: 4, UTEP, 2-8-19
Stolen bases: 1, 6x, Last vs. UNC, 2-28-20

NOTES

- All-Mountain West Second Team in 2018
- All-Mountain West in 2020
- 2019 Google Cloud Academic All-America ® Second Team, All-District First Team
- 2x UNM Scholar-Athlete
- 2017 New Mexico Gatorade Softball Player of the Year
- Academic All-Conference (2018, 2019, 2020)
- MW Scholar-Athlete (2017-18, 2018-19, 2019-20)
- Majoring in biology

JUNIOR YEAR (2020): Started all 26 games at center field ... led the team in slugging percentage (.653), runs batted in (24) and home runs (seven) ... second on the team in batting average (.306), hits (22), stolen bases (two) and total bases (47) ... fourth on the team in walks (12), runs scored (16) and doubles (four) and fifth in on-base percentage (.398) ... second in the MW in home runs, third in runs batted in, fourth in slugging percentage, sixth in total bases ... fourth in putouts (50) ... hit a career-high two home runs on Feb. 8 against Grand Canyon ... tied her career high in hits with three against Northern Colorado on Feb. 28 ... named to the Mountain West All-Conference Team... named a MW Scholar-Athlete and named to the Spring 2020 Academic All-Mountain West Team.

SOPHOMORE YEAR (2019): Played in 46 games, starting in all 46 in the outfield ... totaled 24 hits, nine doubles, two triples and three home runs and 46 total bases ... accounted for 25 runs and 15 RBI ... Issued 24 walks ... was 1-for-1 on steal attempts ... fifth on the team in slugging percentage with .368 ... third in runs scored ... tied for fourth in home runs ... second in triples and walks ... tied for second in doubles ... fourth in putouts with 97 ... had a career-high four walks against UTEP on Feb. 8 ... named CoSIDA Academic All-District First Team and Second Team All-American ... named UNM Scholar-Athlete and named to the All-Academic Team as the top academic performer on the team.

FRESHMAN YEAR (2018): Appeared in 51 games, while starting in 50 games ... played primarily at first base but also spent time in the outfield ... second on the team in batting average (.313), slugging percentage (.534), on-base percentage (.414) and home runs (7) ... third on the team in hits (41), total bases (70) and fielding percentage (.987) ... fourth on the team in runs scored (20) and runs batted in (18) ... hit her first home run on Feb. 23 against George Washington ... season-high four RBIs and seven total bases at Nevada on March 24 ... season-high 13 putouts at UTEP on April 16.

HIGH SCHOOL: Played at La Cueva High School in Albuquerque, N.M. ... 2016 Metro Champions ... 2016 Junior All-American selection ... 2016 Metro Player of the Year ... First Team All-State in New Mexico ... New Mexico Gatorade Player of the Year in 2017 ... four-time First Team All-District ... two-time All-Academic selection ... was asked to play for the Italian National Softball Team ... finished 13th at Nationals in the summer of 2016 with the Mizuno Storm.

CAREER STATISTICS

SEASON	GP	GS	AVG.	AB	R	H	2B	3B	HR	RBI	TB	SLG%	BB	SO	HBP	OB%	SF	SH	SB-SA	PO	A	E	FLD%
2018	51	50	.313	131	20	41	6	1	7	18	70	.534	23	39	1	.414	2	2	3-4	296	5	4	.987
2019	46	46	.192	125	25	24	9	2	3	15	46	.368	24	44	1	.327	0	1	1-1	97	4	4	.962
2020	26	26	.306	72	16	22	4	0	7	24	47	.653	12	11	1	.398	3	0	2-2	50	3	1	.981
TOTAL	123	122	.265	328	61	87	19	3	17	57	163	.497	59	94	3	.377	5	3	6-7	443	12	9	.981

1 BRIANA MARTINEZ

UT • 5-3 • SO. • R/R
ALBUQUERQUE, N.M. •
RIO RANCHO HS

SINGLE-GAME HIGHS

Hits: 3, 2x, Last vs. Northern Colo., 2-14-20
Doubles: 2, Northern Colorado, 3-1-20
Home runs: 1, 2x, Last vs. UNC, 2-15-20
Total bases: 6, Grand Canyon, 2-9-20
RBI: 2, 5x, Last vs. Texas Southern, 3-7-20
Runs scored: 3, Northern Colorado, 2-14-20
Walks: 2, 3x, Last vs. La Salle, 2-29-20
Hit by pitch: 1, California, 2-23-20
Stolen bases: 1, 5x, Last vs. La Salle, 2-28-20

NOTES

- All-Mountain West in 2020
- Academic All-Conference (2020)
- 2019 New Mexico Gatorade Softball Player of the Year
- Led the team in walks in 2020
- Undecided on major
- Sister is Savana Martinez

FRESHMAN YEAR (2020): Started all 26 games in left field ... recorded 20 hits, five doubles, two home runs and 31 total bases ... led the team in walks (20) and stolen bases (five), second in on-base percentage (.451), third in batting average (.286) and doubles (five), fourth in hits (20) and total bases (31), fifth in runs scored (13) and tied for third in home runs (two) ... went a perfect 5-for-5 in stolen bases ... recorded her first collegiate hit against Stanford on Feb. 7 ... hit her first collegiate home run on Feb. 9 at Grand Canyon ... posted six multiple-hit games and five multiple RBI games ... started the season with a 22-game on-base streak ... led the MW in walks ... 30th in the NCAA in walks per game (0.77) ... named to the MW All-Conference Team ... named to the Spring 2020 Academic All-Mountain West Team.

HIGH SCHOOL: Graduated from Rio Rancho High School in 2019 ... named the 2019 New Mexico Gatorade Softball Player of the Year after hitting .558 with 45 RBI, 53 runs scored, 21 stolen bases and a slugging percentage of 1.299 ... led the Rams to the Class 5A state championship in 2019 ... Albuquerque Journal All-Metro First Team in 2018 ... all-district first team in 2018 ... state champion 2014-15 ... metro champions 2014-15 ... three-time all-academic team ... honor roll member for two years.

CAREER STATISTICS

SEASON	GP	GS	AVG.	AB	R	H	2B	3B	HR	RBI	TB	SLG%	BB	SO	HBP	OB%	SF	SH	SB-SA	PO	A	E	FLD%
2020	26	26	.286	70	13	20	5	0	2	14	31	.443	20	15	1	.451	0	0	5-5	31	1	2	.941
TOTAL	26	26	.286	70	13	20	5	0	2	14	31	.443	20	15	1	.451	0	0	5-5	31	1	2	.941

2 SAVANA MARTINEZ

C • 5-3 • FR. • R/R
ALBUQUERQUE, N.M. •
RIO RANCHO HS

SINGLE-GAME HIGHS

NOTES

- Sister is Briana Martinez

HIGH SCHOOL: Graduated from Rio Rancho High School in 2020 ... 2018-19 metro, district and state champion ... earned first team all-district three years ... member of AVID and Full Spanish Immersion Program.

3 RachaelHathoot

INF • 5-8 • SO. • R/R
Albuquerque, N.M. •
La Cueva HS

SINGLE-GAME HIGHS

Hits: 2, 5x, Last vs. Texas Southern, 3-7-20
Doubles: 2, Texas Southern, 3-7-20
Triples: 1, 2x, Last vs. South Dakota, 2-29-20
Home runs:1, Stanford, 2-8-20
Total bases: 4, 4x, Last vs. Texas Southern, 3-7-20
RBI: 2, 4x, Last vs. Liberty, 3-8-20
Runs scored: 2, 6x, Last vs. TSU, 3-7-20
Walks: 2, Weber State, 2-7-20
Hit by pitch: 1, 3x, Last vs. S. Dakota, 2-29-20

NOTES

- Majoring in speech & hearing sciences
- MW Scholar-Athlete (2019-20)
- Academic All-Conference (2020)
- Led the team in triples in 2020

FRESHMAN YEAR (2020): Started all 26 games at third base … posted 21 hits, six doubles, two triples, one home run and seven walks … finished with a batting average of .250 and .330 on-base percentage … second on the team in runs scored (19), third in hits and total bases (34), fourth in runs batted in (12), fifth in slugging percentage (.405) … led the team with six turned double plays and 47 assists … tied for seventh in the MW in assists … recorded her first collegiate hit against Stanford on Feb. 7 and her first collegiate home run against Stanford on Feb. 8 … had five multiple-hit games and four multiple RBI games … had an on-base streak of 10 games to begin the season and a four-game hitting streak … was the only Lobo to hit a triple, which she did twice … … named a MW Scholar-Athlete and named to the Spring 2020 Academic All-Mountain West Team.

HIGH SCHOOL: Graduated from La Cueva HS in 2019 … district champion in 2016 … three-time metro champion in 2016, 2017 and 2018 … state champion in 2017 … second team all-district and second team all-metro in 2016 and 2017 … first team all-district, second team all-metro and second team all-state in 2018 … academic letterwinner in 2017 and 2018 … member of the National English Honor Society and the National Spanish Honor Society.



CAREER STATISTICS

SEASON	GP	GS	AVG.	AB	R	H	2B	3B	HR	RBI	TB	SLG%	BB	SO	HBP	OB%	SF	SH	SB-SA	PO	A	E	FLD%
2020	26	26	.250	84	19	21	6	2	1	12	34	.405	7	8	3	.330	0	2	0-1	38	47	6	.934
TOTAL	26	26	.250	84	19	21	6	2	1	12	34	.405	7	8	3	.330	0	2	0-1	38	47	6	.934

4 TARYN YOUNG

OF • 5-8 • SR. • R/R
ANAHEIM, CALIF. •
ARIZONA

SINGLE-GAME HIGHS

Hits: 2, 3x, Last vs. South Dakota, 3-1-20
Home runs: 2, California, 2-23-20
Total bases: 8, California, 2-23-20
RBI: 3, California, 2-23-20
Runs scored: 3, San Diego, 2-22-20
Walks: 2, 2x, Last vs. La Salle, 2-29-20
Hit by pitch: 1, Texas Southern, 3-7-20

NOTES

- Majoring in liberal arts
- Academic All-Conference (2020)

JUNIOR YEAR (2020): Started 24 games in right field ... finished with 14 hits, nine runs batted in and four home runs ... recorded her first hit as a Lobo against Weber State on Feb. 7 and her first home run against UC Riverside on Feb. 20 ... hit two home runs versus California on Feb. 23 and finished with a season-high three runs batted in ... posted two multiple RBI games and three multiple hit games ... finished with a batting average of .259, an on-base percentage of .412 and a slugging percentage of .481 ... second on the team in home runs, third in slugging percentage, walks (13), and runs scored (17), fourth in batting average and on-base percentage and fifth in hits, runs batted in and total bases ... ninth in the MW in walks ... named to the Spring 2020 Academic All-Mountain West Team.

SOPHOMORE (at ARIZONA): Appeared in five games in the outfield ... had three putouts defensively, including two vs. UTEP.

FRESHMAN (at ARIZONA): Appeared in four games as an offensive substitution ... scored three runs in her four appearances ... walked and scored in her only plate appearance of the season vs. Bryant.

HIGH SCHOOL: Graduated from Canyon High School in 2017 ... four-year letterwinner ... all-conference performer all four years, including three first team nods ... named Crestview League MVP as a junior and senior ... cited as CIF-SS Athlete of Character as a senior ... selected Canyon H.S. Athlete of the Year as a senior ... inducted in to the Canyon H.S. Hall of Fame as a senior ... hit .330 with 11 home runs, seven doubles, 36 RBI and a 1.000 fielding percentage ... played club ball with So Cal Athletics as well as the Batbusters ... scholar-athlete all four years.

CAREER STATISTICS (AT ARIZONA)

SEASON	GP	GS	AVG.	AB	R	H	2B	3B	HR	RBI	TB	SLG%	BB	SO	HBP	OB%	SF	SH	SB-SA	PO	A	E	FLD%
2018	4	0	.000	0	3	0	0	0	0	0	0	.000	1	0	0	1.000	0	0	0-0	0	0	0	.000
2019	5	0	.000	1	0	0	0	0	0	0	0	.000	0	1	0	.000	0	0	0-0	3	0	0	1.000
TOTAL	9	0	.000	1	3	0	0	0	0	0	0	.000	1	1	0	.500	0	0	0-0	3	0	0	1.000

CAREER STATISTICS (AT UNM)

SEASON	GP	GS	AVG.	AB	R	H	2B	3B	HR	RBI	TB	SLG%	BB	SO	HBP	OB%	SF	SH	SB-SA	PO	A	E	FLD%
2020	24	24	.259	54	17	14	0	0	4	9	26	.481	13	18	1	.412	0	0	0-1	34	0	0	1.000
TOTAL	24	24	.259	54	17	14	0	0	4	9	26	.481	13	18	1	.412	0	0	0-1	34	0	0	1.000



5 SYDNEY BRODERICK

C • 5-4 • SR. • R/R
MESA, ARIZ. •
DESERT RIDGE HS

SINGLE-GAME HIGHS

Hits: 3, St. Mary's, 3-10-18
Doubles: 1, 4x, Last at Utah State, 4-6-19
Home Runs: 1, 3x, Last at GCU, 2-8-20
Total bases: 4, 4x, Last at GCU, 2-8-20
RBI: 2, 2x, Last at NMSU, 4-2-19
Runs scored: 1, 14x, Last vs. La Salle, 2-29-20
Walks: 2, 3x, Last at GCU, 2-9-20
Hit by pitch: 1, vs Oregon, 2-11-18
Runners CS: 2, Utah State, 4-21-18

NOTES

- Academic All-Conference (2018, 2019)
- MW Scholar-Athlete (2017-18)
- Majoring in anthropology

JUNIOR YEAR (2020): Played in 12 games, starting in 10 ... tallied four hits, two of which were home runs, and finished with three runs batted in ... drew four walks ... posted an on-base percentage of .235 and a slugging percentage of .345 ... hit a home run against Stanford on Feb. 7 and at Grand Canyon on Feb. 8 ... threw out two runners trying to steal.

SOPHOMORE YEAR (2019): Played in 33 games, starting in 30, all behind the plate ... totaled six hits, two doubles and one home run with 11 total bases ... hit her first career home run at New Mexico State on April 2 ... walked 10 times ... twice recorded two walks in a game (at Utah State and against Boise State) ... stole her first career base on her only attempt at Utah State on April 5 ... accounted for five runs and three RBI ... third on the team in putouts with 101 ... threw out seven runners trying to steal ... had one multiple RBI game, which happened on April 2 against New Mexico State ... hit her first collegiate home run at NMSU on April 2 ... reached base safely in eight-straight games, spanning from March 23 to April 7 ... named UNM Scholar-Athlete.

FRESHMAN YEAR (2018): Appeared in 42 games, starting in 36 games at catcher ... fifth on the team in batting average (.230) ... second on the team in number of putouts with 118 ... led the team in caught stealing by with six ... recorded a season-high three hits and four total bases versus St. Mary's on March 10.

HIGH SCHOOL: Went to Desert Ridge High School in Mesa, Ariz. ... her team made the Final Eight Division 6A State Playoffs multiple times ... first team all-conference selection in 2015 and 2016 ... First Team All-Division and Second Team All-State selection in her junior year ... three-time Golden Scholar Award recipient ... played club softball for the Arizona Firecrackers and Arizona Hotshots Elite.



CAREER STATISTICS

SEASON	GP	GS	AVG.	AB	R	H	2B	3B	HR	RBI	TB	SLG%	BB	SO	HBP	OB%	SF	SH	SB-SA	PO	A	E	FLD%
2018	42	36	.230	87	6	20	2	0	0	5	22	.253	6	12	1	.284	1	2	0-0	118	12	6	.956
2019	33	30	.095	63	5	6	2	0	1	3	11	.175	10	19	0	.219	0	1	1-1	101	19	6	.952
2020	12	10	.138	29	3	4	0	0	2	3	10	.345	4	6	0	.235	1	0	0-0	31	3	2	.944
TOTAL	87	76	.168	179	14	30	4	0	3	11	43	.240	20	37	1	.252	2	3	1-1	250	34	14	.953

6 Alexis Vigil

INF • 5-0 • JR. • R/R
Los Lunas, N.M. •
College of Southern Nevada

SINGLE-GAME HIGHS

Hits: 4, Central Arizona, 1-26-19
Doubles: 1, 14x, Last vs. Snow College, 3-7-20
Triples: 1, 2x, Last vs. GateWay, 2-7-20
Home runs: 1, Snow College, 4-12-19
Total bases: 7, Central Arizona, 1-26-19
RBI: 3, Northwestern, 4-20-19
Walks: 1, 4x, Last vs. Snow College, 3-6-20
Sac bunts: 1, 2x, Last vs. Snow College, 3-6-20

NOTES

- Majoring in physical therapy

SOPHOMORE (at COLLEGE OF SOUTHERN NEVADA, 2020): Started in all 21 games at shortstop during the shortened 2020 season ... hit .217 behind 13 hits, with three doubles and two triples, while driving in five runs and reaching base with four walks ... tied for the team high in runs scored with 11 and led the Lady Coyotes in triples.

FRESHMAN (at COLLEGE OF SOUTHERN NEVADA, 2019): Started all 47 games at shortstop ... recorded 55 hits with 11 doubles, four triples and a home run, with 25 RBI ... finished with a .473 on-base percentage, a .513 slugging percentage and a .367 batting average... led the team in games started (47), walks (30), as well as runs scored (45) and triples, and finished second on the team in hits. In addition, the infielder was third in doubles, total bases (77), slugging percentage and stolen bases (four)... second team selection in the 2019 All-Region 18.

HIGH SCHOOL: Graduated from Valencia High School in 2018 ... 2015 state champion ... played four years on the varsity team ... played in 91 games and accumulating a .497 batting average, a .558 on-base percentage and an .808 slugging percentage... tallied 148 hits, 86 runs-batted-in and 139 runs ... of the 148 hits, 43 went for doubles, four went for triples and 14 were home runs ...was the 2018 district player of the year, first team All-Metro in 2018 and was named the defensive player of the year from 2014-2018.

CAREER STATISTICS

SEASON	GP	GS	AVG.	AB	R	H	2B	3B	HR	RBI	TB	SLG%	BB	SO	HBP	OB%	SF	SH	SB-SA	PO	A	E	FLD%
2019	47	47	.367	150	45	55	11	4	1	25	77	.513	30	15	1	.473	1	2	4-5	84	80	14	.921
2020	21	21	.217	60	11	13	3	2	0	5	20	.333	4	7	0	.266	0	2	0-0	33	34	3	.957
TOTAL	68	68	.324	210	56	68	14	6	1	30	97	.462	34	22	1	.419	1	4	4-5	117	114	17	.931

10 CAMERYN O'GRADY

SS • 5-6 • SR. • L/R
ORANGE, CALIF. •
EL MODENA HS

SINGLE-GAME HIGHS

Hits: 4, at Texas Tech, 3-2-18
Doubles: 2, 4x, Last vs. Liberty, 3-8-20
Triples: 1, 5x, Last vs. Creighton, 2-9-19
Home runs: 1, 12x, Last vs. La Salle, 2-29-20
Total bases: 8, Creighton, 2-9-19
RBI: 4, 3x, Last vs. La Salle, 2-29-20
Runs scored: 4, at Texas Tech, 3-2-18
Walks: 3, 3x, Last vs UTEP, 2-8-19
Stolen bases: 2, vs George Washington, 2-23-18

NOTES

- MW Player of the Week (March 3, 2020)
- All-Mountain West Second Team in 2019
- All-Mountain West in 2020
- UNM Scholar-Athlete in 2019
- Academic All-Conference (2017, 2018, 2019, 2020)
- MW Scholar-Athlete (2016-17, 2017-18, 2018-19, 2019-20)
- Majoring in public administration (Master's)

SENIOR YEAR (2020): Started all 26 games at shortstop, bringing her streak to 123-straight games of starting dating back to Feb. 18, 2018, all at shortstop ... recorded the 100th hit of her career against Grand Canyon on Feb. 8 ... led the team with a .355 batting average, .485 on-base percentage, 22 runs scored, 27 hits, 15 doubles and 48 total bases ... second on the team in slugging percentage (.632), 20 runs batted in, 16 walks and tied for third in home runs (two) ... led the NCAA in doubles and was fifth in the NCAA in doubles per game (0.58) ... led the Mountain West in doubles and doubles per game ... first in the MW in doubles, fourth in walks, tied for fourth in runs scored and total bases, fifth in on-base percentage, sixth in slugging percentage, tied for eighth in runs batted in ... the 15 doubles ties for eighth in program history in a single season ... career total of 43 doubles ties for fourth in program history ... tallied 82 career walks, which is the fourth most in program history ... on-base percentage of .485 is the fifth-best percentage in a single season in program history ... hit her first career grand slam against La Salle on Feb. 29 ... in the field, was second on the team in assists (45), fourth in fielding double plays (four) and fifth in putouts (39) ... had nine multiple-hit games and four multiple RBI games ... had an on-base streak of 11 games and a five game hitting streak ... named Mountain West Player of the Week on March 3, the first Lobo to win a conference weekly honor since Tess McPherson won MW Pitcher of the Week on Feb. 14, 2017 and the first to win MW Player of the Week since Chelsea Johnson was selected on April 19, 2016 ... named to the Mountain West All-Conference Team ... named a MW Scholar-Athlete and named to the Spring 2020 Academic All-Mountain West Team.

JUNIOR YEAR (2019): Started in all 53 games of the season at shortstop ... was the only Lobo to start in all games ... totaled 49 hits, 16 doubles, one triple, six home runs and 85 total bases ... walked 31 times ... accounted for 32 runs and 26 RBI ... led the team in batting average (.348), slugging percentage (.603), on-base percentage (.474), runs scored, hits, doubles, total bases and walks ... tied for second in RBI ... second in home runs and hit-by-pitch (three) ... had a team-high 84 assists and three fielding double plays ... had a career-high eight total bases against Creighton on Feb. 9 ... twice recorded four RBI (vs. Creighton on Feb. 9 and at San Diego State on March 16) ... tied for fourth all-time in doubles in a single season ... tied for eighth all-time in on-base percentage in a single season ... tied for seventh all-time for walks in a single season ... second year leading the Lobos in doubles and runs scored ... had seven multiple RBI games and 11 multiple hit games ... reached base streak reached 15 games spanning from March 8 to March 31 ... started the season with a hit in the first nine games ... named All-MW Second Team ... named UNM Scholar-Athlete.

SOPHOMORE YEAR (2018): Appeared in all 53 games on the season, starting in 52 at shortstop ... led the Lobos in on-base percentage (.444), walks (32), doubles (12), triples (four), assists (118), fielding double plays (10) and runs scored (31) ... second on the team in hits (43), runs batted in (26) and total bases (75) ... third on the team in batting average (.301), slugging percentage (.524) and putouts (101) ... fourth on the team in home runs (four) ... recorded a career-high four hits at Texas Tech on March 2 ... hit first career home run as a Lobo on March 9 against Sacramento State ... career-high two stolen bases versus George Washington ... twice tallied three RBIs, once on March 25 at Nevada and again against Utah State on April 21.

FRESHMAN YEAR (2017): Played in 26 games, starting 19 ... hit .109 with three RBI's.

HIGH SCHOOL: A 2016 Graduate of El Modena High School ... the 2016 Female-Athlete of the Year ...2014 and 2016 Scholar Athlete ... second team all-league in 2013 ... first team All-League in 2015 and 2016 ... All Century League/Southern Section ... Rookie of the Year in 2013 ... MVP Team in 2016 ... had a .300 batting average for entire high school career.

CAREER STATISTICS

SEASON	GP	GS	AVG.	AB	R	H	2B	3B	HR	RBI	TB	SLG%	BB	SO	HBP	OB%	SF	SH	SB-SA	PO	A	E	FLD%
2017	26	19	.109	46	1	5	0	0	0	3	5	.109	3	12	0	.163	0	0	0-0	38	39	10	.885
2018	53	52	.301	143	31	43	12	4	4	26	75	.524	32	50	5	.444	0	3	4-4	101	118	18	.924
2019	53	53	.348	141	32	49	16	1	6	26	85	.603	31	28	3	.474	0	0	0-0	60	84	17	.894
2020	26	26	.355	76	22	27	15	0	2	20	48	.632	16	10	4	.485	1	0	0-0	39	45	4	.955
TOTAL	158	150	.305	406	86	124	43	5	12	75	213	.525	82	100	12	.435	1	3	4-4	238	286	49	.914

12 Savannah Braun

INF • 5-10 • FR. • R/R
Tualatin, Ore. •
Tualatin HS

SINGLE-GAME HIGHS

NOTES

- Majoring in exercise science

HIGH SCHOOL: Graduated from Tualatin High School in 2020 ... Three Rivers League Champions in 2018 and 2019 ... Oregon 6A State Champions in 2018 ... Three Rivers League Honorable Mention in 2019 ... carried a .294 batting average and .311 on-base percentage in 2019 ... team captain in 2020 ... vice president of Stand Up Tualatin in 2019-2020 ... lettered in softball and volleyball.

15 Samantha Simons

OF • 5-4 • FR. • L/R
Orange, Calif. •
Villa Park HS

SINGLE-GAME HIGHS

NOTES

- Majoring in psychology

HIGH SCHOOL: Graduated from Villa Park High School in 2020 ... two-time first team all-league ... Orange County High School All-Star Team ... earned the HS Silver Slugger Award ... member of the National Honor Society ... Golden State Seal recipient ... honor roll graduate ... earned the Seal of Biliteracy (Spanish) ... hit over .300 all four years of high school.

16 LESLIE ROMERO

OF/C • 5-4 • JR. • R/R
GONZALES, CALIF. •
SALINAS HS

SINGLE-GAME HIGHS

Hits: 2, 2x, Last vs. S. Dakota, 3-1-20
Doubles: 1, 2x, Last vs. N. Colorado, 3-1-20
Total bases: 2, 4x, Last vs. S. Dakota, 3-1-20
RBI: 2, UCSB, 2-15-20
Runs scored: 1, 4x, Last vs. N. Colorado, 3-1-20
Walks: 1, N. Colorado, 2-28-20
Struck out: 2, 2x, Last vs. Texas Southern, 3-6-20
Sac bunts: 1, S. Dakota, 2-29-20
Sac flies: 1, UCSB, 2-15-20

NOTES

- Majoring in radiologic sciences

SOPHOMORE YEAR (2020): Played in 15 games, starting in 12 ... started 11 games behind the plate and one game as a designated player ... finished with seven hits, three RBI, two doubles, one walk and a batting average of .219, an on-base percentage of .235 and a slugging percentage of .281 ... recorded her first collegiate hit on Feb. 15 against UCSB ... posted two multiple-hit games and one multiple RBI game ... tallied two runs batted in against UCSB on Feb. 15 and two hits against UCSB on Feb. 16 and South Dakota on March 1.

FRESHMAN YEAR (2019): Played in 10 games, starting in two.

HIGH SCHOOL: Three-sport athlete, also played two years of both varsity volleyball and varsity basketball ... appeared in 27 games during her junior year, posting a .454 batting average ... tallied 44 hits including nine doubles, three triples and three home runs ... collected 31 RBIs and scored 32 runs ... named 2017 All-Monterey Bay League.



CAREER STATISTICS

SEASON	GP	GS	AVG.	AB	R	H	2B	3B	HR	RBI	TB	SLG%	BB	SO	HBP	OB%	SF	SH	SB-SA	PO	A	E	FLD%
2019	10	2	.000	12	0	0	0	0	0	0	0	.000	0	5	0	.000	0	0	0-0	2	0	0	1.000
2020	15	12	.219	32	4	7	2	0	0	3	9	.281	1	4	0	.235	1	1	0-0	35	2	1	.974
TOTAL	25	14	.159	44	4	7	2	0	0	3	9	.205	1	9	0	.174	1	1	0-0	37	2	1	.975

20 DIAMOND SANDOVAL

OF • 5-3 • FR. • R/R
NORWALK, CALIF. •
ST. PAUL HS

SINGLE-GAME HIGHS

NOTES

- Majoring in nursing

HIGH SCHOOL: Graduated from St. Paul High School in 2020 ... member of the California Scholarship Federation ... played on the varisty team all four years ... 2018 Del Ray League champion ... made second team ... played volleyball as a freshman and sophomore, earning defensive player ... scholar-athlete all four years ... posted a .415 batting average in 2017 and a .338 batting average in 2018.

21 PEYTON ROBINSON

OF • 5-6 • JR. • L/R
SAGINAW, TEXAS •
SOUTHERN NAZARENE

SINGLE-GAME HIGHS

Hits: 3, 4x, Last vs. Ouachita, 2-28-20
Doubles: 1, 8x, Last vs. Ouachita, 2-29-20
Triples: 1, 2x, Last vs. Hawaii-Hilo, 2-14-20
Walks: 2, Chadron St., 2-9-20
Strikeouts: 3, Oklahoma Christian, 2-14-19
Stolen base: 2,11x, Last vs. Henderson St., 3-6-20
CS: 1, 7x, Last vs. Henderson St., 3-7-20
RBI: 3, East Central, 2-21-20
Sac hit: 1, 13x, Last vs. Ouachita, 2-28-20

NOTES

- Majoring in business marketing

SOPHOMORE (at SOUTHERN NAZARENE, 2020): Started 23 games ... led the team with 34 hits, 29 runs, a .459 batting average and a .500 on-base percentage ... registered nine RBI... drew seven walks... recorded a .541 slugging percentage ... went 22-26 in stolen base attempts ... made the Dean's List.

FRESHMAN (at SOUTHERN NAZARENE, 2019): Played in 53 games, starting in 46 ... recorded 27 hits with four doubles and one triple and 45 total bases ... registered six RBI and 27 runs ... drew eight walks... finished with a .281 batting average, a .324 slugging percentage and a .320 on-base percentage... went 20-23 in stolen base attempts ... made the Dean's List.

HIGH SCHOOL: Graduated from Boswell High School in 2018 ... posted a batting average of .459, a slugging percentage of .541 and an on-base percentage of .500 ... district champion in 2018 ... also lettered in basketball ... basketball district champion in 2016 and 2017 ... basketball bi district champion in 2016 and 2017... first team all-district from 2015-18 ... 2018 offensive player of the year ... 2017 team MVP ... 2018 team offensive MVP ... 2017-18 team captain ... academic all-district 2015-18 ... academic all-state ... all-area from 2016-18 ... academically, top 10% of class... member of the National Honor Society ... Senior Class Favorite ... Homecoming Queen nominee.

CAREER STATISTICS

SEASON	GP	GS	AVG.	AB	R	H	2B	3B	HR	RBI	TB	SLG%	BB	SO	HBP	OB%	SF	SH	SB-SA	PO	A	E	FLD%
2019	53	46	.281	139	27	39	4	1	0	6	45	.324	6	11	0	.320	0	6	20-23	60	3	2	.969
2020	23	23	.459	74	29	34	4	1	0	9	40	.541	7	3	0	.500	1	7	22-26	28	2	0	1.000
TOTAL	76	69	.343	213	56	73	8	2	0	15	85	.399	13	14	0	.379	1	13	42-49	88	5	2	.979

22 IZZY OWEN

INF • 5-6 • JR. • L/R
MANTECA, CALIF. •
OREGON STATE

SINGLE-GAME HIGHS

Hits: 4, Ohio St., 3-8-20
Doubles: 1, 3x, Last vs. Ohio St., 3-8-20
Triples: 1, Nebraska, 3-6-20
Home runs: 1, Oregon, 4-27-19
RBI: 3, 2x, Last vs. Ohio St., 3-8-20
Walks: 2, Arizona St., 3-15-19
Strikeouts: 2, Nevada, 2-22-19
Sac bunts: 1, 5x, Last vs. UCR, 2-22-20
Stolen base: 1, 2x, Last vs. Fresno St., 2-15-19

NOTES

- Majoring in business administration
- Led the Beavers with three sac bunts in 2019
- First collegiate home run came against Oregon on April 27, 2019

SOPHOMORE (at OREGON STATE, 2020): Appeared in 24 games making 22 starts ... recorded two hits including a triple and two RBI against Nebraska ... went 4-for-4 with a double, three RBI and one run on Mar. 8 vs. Ohio State ... finished the season with 16 hits, seven RBI and seven runs scored.

FRESHMAN (at OREGON STATE, 2019): Appeared in 38 games, starting 37 ... led the team with three sac bunts ... hit first career home run, three-run against Oregon on Apr. 27 ... finished the Oregon series with three hits, two doubles, one home run, three runs scored and four RBI ... recorded one hit with two runs scored and two RBI vs. Pacific on Feb. 24 ... had two hits and one run vs. Seattle U on Feb. 9.

HIGH SCHOOL: Graduated from East Union HS in 2018 ... helped her high school team become Valley Oak League Champions in 2015, 2016 and 2017 ... member of the 2015 D3 CIF San Joaquin Section and State Champions ... 2017 D3 CIF San Joaquin Section runner-up ... earned Second Team All-League honors in 2015 and 2016 ... named the Valley Oak League MVP in 2017 ... earned the Valley Oak League Offensive Player of 2018 award ... played club ball for the Firecrackers, the All-American Sports Academy and the Batbusters.

CAREER STATISTICS

SEASON	GP	GS	AVG.	AB	R	H	2B	3B	HR	RBI	TB	SLG%	BB	SO	HBP	OB%	SF	SH	SB-SA	PO	A	E	FLD%
2019	38	37	.194	93	9	18	2	0	1	7	23	.247	7	15	0	.248	1	3	2-2	45	68	10	.919
2020	24	22	.250	64	7	16	1	1	0	7	19	.297	4	5	0	.294	0	2	0-0	20	3	1	.958
TOTAL	62	59	.194	157	16	34	3	1	1	14	42	.242	11	20	0	.266	1	5	2-2	65	71	11	.925

25 BRIANNA SANCHEZ

P • 5-6 • SO.
West Covina, Calif. •
Bishop Amat HS

SINGLE-GAME HIGHS

Innings pitched: 7.0, Stanford, 2-8-20
Walks allowed: 3, 5x, Last at Texas, 3-8-20
Strikeouts: 1, 7x, Last vs. Liberty, 3-7-20
Batters faced: 26, 2x, Last vs. N. Colorado, 3-1-20
Putouts: 2, Stanford, 2-8-20
Assists: 2, 2x, Last vs. La Salle, 2-29-20
Fewest hits allowed (3.0 IP min.): 4, Stanford, 2-8-20
Fewest BB allowed (3.0 IP min.): 3, Stanford, 2-8-20

NOTES

- Led the pitching staff in appearances in 2020
- Majoring in biochemistry
- Academic All-Conference (2020)

FRESHMAN YEAR (2020): Pitched in 16 games, starting in five ... finished with throwing 32.2 innings with 47 hits, 26 runs (21 earned), 23 walks and seven strikeouts ... finished with an ERA of 5.79, one complete game and one save ... pitched a complete-game shutout against Stanford on Feb. 8 for her first collegiate win, allowing just four hits ... recorded a strikeout in seven games ... named to the Spring 2020 Academic All-Mountain West Team.

HIGH SCHOOL: Graduated from Bishop Amat Memorial High School in 2019 ... named to the Honor Roll ... member of the NHS and CSF ... played club ball for So Cal Athletics - Bagatourian.

CAREER STATISTICS

SEASON	GS	APP	CG	W-L	ERA	SHO	SV	IP	H	R	ER	BB	SO	2B	3B	HR	BF	B/AVG	WP	HBP	PO	A	E	FLD%
2020	5	16	1	1-4	5.79	1/0	1	32.2	47	26	21	23	7	7	0	2	166	.351	1	3	3	9	0	1.000
TOTAL	5	16	1	1-4	5.79	1/0	1	32.2	47	26	21	23	7	7	0	2	166	.351	1	3	3	9	0	1.000

32 Lauren Wilmert

C/ 1B • 5-10 • SR.
Albuquerque, N.M. •
Volcano Vista HS

SINGLE-GAME HIGHS

Hits: 3, San Diego State, 3-17-19
Doubles: 1, 16x, Last vs. Liberty, 3-7-20
Triples: 1, North Dakota, 3-26-19
Home runs: 1, 10x, Last vs. N. Colorado, 3-1-20
Total bases: 6, 4x, Last at Utah State, 4-6-19
RBI: 5, 2x, Last vs. WCU, 3-8-19
Runs scored: 3, UTEP, 2-8-19
Walks: 3, UTEP, 2-8-19
Runners CS: 2, Fresno State, 4-26-19

NOTES

- Led the team in home runs and RBI in 2019
- Academic All-Conference (2017, 2018, 2019, 2020)
- MW Scholar-Athlete (2019-2020)
- UNM Scholar-Athlete (2019)
- Majoring in liberal arts

SENIOR YEAR (2020): Played in 18 games, starting in 16 ... started at first base in six games, at catcher in six games and as the designated player in four games ... finished with 11 hits, three doubles, one home run and six runs batted in ... hit .256 with an on-base percentage of .358 and a slugging percentage of .395 ... posted two multiple hit games, against Northern Colorado on Feb. 14 and La Salle on Feb. 28 ... third on the team in putouts with 60 ... led the team in runners caught stealing with three ... named a MW Scholar-Athlete and named to the Spring 2020 Academic All-Mountain West Team.

JUNIOR YEAR (2019): Played in 47 games, starting in all 47 ... totaled 35 hits, nine doubles, one triple, seven home runs and 67 total bases ... accounted for 23 runs and 35 RBI ... walked 12 times ... led the team in RBI and home runs ... fourth on the team in batting average (.261) and runs scored ... second in slugging percentage (.500) and total bases and tied for second in hits and doubles ... led the team in putouts with 235 and chances (261) ... threw out seven runners trying to steal ... had a career-high three hits at San Diego State on March 17 ... hit first career triple against North Dakota on March 26 ... hit two grand slams on the season-first against Western Carolina on March 8 and again at Utah State on April 6 ... tied her career high in RBI with five against WCU ... drew a career-high three walks versus UTEP on Feb. 8 ... had a team-high nine multiple RBI games and a team-high 12 multiple hit games ... named UNM Scholar-Athlete.

SOPHOMORE YEAR (2018): Appeared in 32 games, starting in 20 ... hit a home run on March 11 against Sacramento State ... had a career-high five RBIs versus Sacramento State on March 11.

FRESHMAN YEAR (2017): Played in 34 games, starting 23 ... hit .242 with one home run and six RBI ... had a .961 fielding percentage.

HIGH SCHOOL: A 2016 Graduate of Volcano Vista High School ... two sport letter winner in volleyball and softball ... 2016 Metro Player of the Year ... 6A District Player of the Year, 6A First-team All-District and All-State ... All-District and All-Metro Academics.



CAREER STATISTICS

SEASON	GP	GS	AVG.	AB	R	H	2B	3B	HR	RBI	TB	SLG%	BB	SO	HBP	OB%	SF	SH	SB-SA	PO	A	E	FLD%
2017	34	23	.242	62	5	15	3	0	1	6	21	.339	6	15	0	.304	1	2	1-1	67	6	3	.961
2018	32	20	.180	61	5	11	1	0	1	11	15	.246	7	23	1	.275	0	1	0-0	87	11	4	.961
2019	47	47	.261	134	23	35	9	1	7	35	67	.500	12	40	1	.320	3	0	0-0	235	16	10	.962
2020	18	16	.256	43	6	11	3	0	1	6	17	.395	7	10	1	.358	2	0	0-0	60	3	1	.984
TOTAL	131	106	.240	300	39	72	16	1	10	58	120	.400	32	88	3	.314	6	3	1-1	449	36	18	.964

34 Emma Guindon

P • 5-9 • JR. • R/R
Tomball, Texas •
Monterey Peninsula College

SINGLE-GAME HIGHS

Innings pitched: 8.0, 2x, Last vs. Prairie View, 4-16-19
Walks allowed: 6, 2x, Last vs. Jackson St., 3-1-19
Strikeouts: 10, Jackson St., 2-9-19
Batters faced:
Runners CS: 1, 4x, Last vs. Central Ark., 4-27-19
Fewest hits allowed (3.0 IP min.): 0, 2x, Last vs.Incarnate Word, 4-18-19
Fewest BB allowed (3.0 IP min.): 0, 2x, Last vs. Incarnate Word, 4-18-19

NOTES

- Majoring in psychology

SOPHOMORE (at MONTEREY PENINSULA COLLEGE, 2020): Finished with a 4-1 record and struck out 48 batters in 31 innings of work before the season was cut short due to the Coronavirus ... compiled a 0.66 ERA ... at the plate, she posted a batting average of .381.

FRESHMAN (at HOUSTON BAPTIST, 2019): Completed a 9-7 record with 93 strikeouts in 133.1 innings ... tossed a season-high 10 strikeouts in 4.0 innings against Jackson State while also not allowing a hit and giving up just one walk to register her first collegiate win ... threw another no-hitter against Incarnate Word in 4.0 innings in the circle, striking out four while again allowing just one walk ... at the plate, recorded four hits, one going for a double, and reached base four times via a walk ... selected as the Southland Conference Pitcher of the Week after pitching two shutout wins, striking out 13 hitters and holding opponents to .133 to open conference competition.

HIGH SCHOOL: Graduated from Tomball Memorial High School in 2018 ... 2018 district Pitcher of the Year ... 2016-17 second team all-district ... academic all-district from 2016-18 ... four year softball letterman.

CAREER STATISTICS

SEASON	GP	GS	AVG.	AB	R	H	2B	3B	HR	RBI	TB	SLG%	BB	SO	HBP	OB%	SF	SH	SB-SA	PO	A	E	FLD%
2019	35	18	.174	23	3	4	1	0	0	4	5	.217	4	6	0	.296	0	0	0-0	9	25	1	.971
2020	16	13	.381	42	10	16	3	0	1	14	22	.524	7	4	0	.460	1	1	0-0	22	10	0	1.000
TOTAL	51	31	.308	65	13	20	4	0	1	18	27	.415	11	10	0	.403	1	1	0-0	31	35	1	.985

*2019 at Houston Baptist
*2020 at Monterey Peninsula

CAREER STATISTICS

SEASON	GS	APP	CG	W-L	ERA	SHO	SV	IP	H	R	ER	BB	SO	2B	3B	HR	BF	B/AVG	WP	HBP	PO	A	E	FLD%
2019	15	30	9	9-7	3.44	3/1	1	133.1	121	60	51	61	93	21	1	4	504	.240	10	13	9	25	1	.971
2020	5	6	1	4-1	0.66	0/0	0	31.2	15	11	3	15	48	0	0	1	115	.130	0	5	22	10	0	1.000
TOTAL	20	36	10	13-8	2.29	3/1	1	165.0	136	71	54	76	141	21	1	5	619	.220	10	18	31	35	1	.985

*2019 at Houston Baptist
*2020 at Monterey Peninsula

41 Talia Hannappel

P • 5-9 • FR. • R/R
Huntington Beach, Calif.•
Edison HS

SINGLE-GAME HIGHS

NOTES

- Majoring in biology

HIGH SCHOOL: Graduated from Edison High School in 2020 ... Sunset League Second Team, Sunset League All-Academic Team, Sunset League Scholar-Athlete ... defensive MVP ... threw a no-hitter against Woodbridge High School ... had a no-hitter going through five innings against Marina High School to send the Chargers to the CIF Southern Section Division 2 playoffs ... recorded 15 strikeouts and a one-hitter against Trabuco Hills ... posted a 2.95 ERA and an 8-2 record as a junior. ... averaged 8.5 strikeouts junior and senior year.

66 Ashlyn Roberts

P • 5-8 • FR. • L/L
Albuquerque, N.M. •
Atrisco Heritage Academy

SINGLE-GAME HIGHS

NOTES

- Majoring in elementary education

HIGH SCHOOL: Graduated from Eastlake High School in 2020 ... KingCo Champions in 2018 and 2019 ... academic state champion 2017 and 2018 ... second team all-KingCo in 2018 ... member of the ASL National Honor Society.

77 Reyan Tuck

1B • 6-0 • JR.
Hillsboro, Ore. •
Towson

SINGLE-GAME HIGHS

Hits: 2, Northern Colorado, 2-14-20
Doubles: 1, Northern Colorado, 2-14-20
Total bases: 2, 2x, Last vs. UNC, 2-15-20
RBI: 2, Northern Colorado, 2-14-20
Runs scored: 1, Grand Canyon, 2-8-20
Walks: 1, Northern Colorado, 2-15-20
Sac flies: 1, 3x, Last at NM State, 3-11-20
Stolen bases: 1, Northern Colorado, 2-15-20
Assists: 1, Northern Colorado, 2-15-20

NOTES

- Majoring in psychology
- Academic All-Conference (2020)

SOPHOMORE YEAR (2020): Played in 16 games, starting in 14 ... played 11 games at first base and three games as the designated player ... finished with eight hits, four runs batted in, one double, one walk and one stolen base ... posted a batting average of .211, an on-base percentage of .214 and a slugging percentage of .237 ... recorded her first hit as a Lobo on Feb. 8 at Grand Canyon ... recorded one multiple hit game and one multiple RBI game, against Northern Colorado on Feb. 14 ... at one point had a six-game hitting streak that went from Feb. 14 to Feb. 22 ... named to the Spring 2020 Academic All-Mountain West Team.

FRESHMAN (at TOWSON, 2019): Played in 10 games, starting in six ... finished the season with a .158 batting average ... had one run on three hits and one double on April 3 vs. Morgan State.

HIGH SCHOOL: Graduated from Jesuit High School in 2018 ... Oregon 6A State Champions in 2016 and Metro League champions in 2016 and 2018 ... first team all-league in 2017 and 2018 ... second team all-league in 2016 ... all-state player in 2017 and 2018 ... hit .414 and had four home runs as a sophomore ... during the state playoffs, Tuck hit .583 and drove in eight runs ... hit .444 with six home runs her junior season ... played club ball for Oregon Blaze and Northwest Bullets.

CAREER STATISTICS

SEASON	GP	GS	AVG.	AB	R	H	2B	3B	HR	RBI	TB	SLG%	BB	SO	HBP	OB%	SF	SH	SB-SA	PO	A	E	FLD%
2019*	10	6	.158	19	1	3	1	0	0	2	4	.211	0	7	1	.200	0	0	0-0	6	5	5	.688
2020	16	14	.211	38	1	8	1	0	0	4	9	.237	1	5	0	.214	3	0	1-1	69	1	0	1.000
TOTAL	26	20	.193	57	2	11	2	0	0	6	13	.228	1	12	1	.210	3	0	1-1	75	6	5	.942

*at Towson

99 KIANA SPENCER

P • 5-6 • SR.
GALLUP, N.M. •
YAVAPAI COLLEGE

SINGLE-GAME HIGHS

Innings pitched: 7.0, 6x, Last vs. GCU, 2-8-20
Walks allowed: 7, LMU, 3-10-19
Strikeouts: 7, North Dakota, 3-26-19
Batters faced: 36, Nevada, 3-29-19
Assists: 4, San Diego, 2-22-20
Putouts: 2, at Texas, 3-8-20
Runners CS: 1, 5x, Last vs. UNC, 2-14-20
Fewest hits allowed (Min. 3.0 IP): 3, 2x, Last vs. S. Dakota, 2-29-20
Fewest walks allowed (Min. 3.0 IP): 0, 3x, Last vs. S. Dakota, 2-29-20

NOTES

- Led the pitching staff in starts, wins, complete games and shutouts in 2019
- Led the pitching staff in starts, innings pitched and wins in 2020
- Academic All-Conference (2019)
- Majoring in liberal arts

SENIOR YEAR (2020): Appeared in 15 games, starting in the circle in 10 ... threw a team-high three complete games ... led the pitching staff with a 7-3 record ... carried a 5.72 ERA ... pitched a team-high 61.1 innings ... struck out 15 hitters ... recorded a season-high four strikeouts against South Dakota on March 1 ... recorded at least one strikeout in eight games ... didn't allow a walk in four games ... was 4-0 through her first five starts ... accounted for a career-high four assists against San Diego on Feb. 22, and finished the season with 11 assists and four putouts.

JUNIOR YEAR (2019): Appeared in 33 games, starting in 23 ... threw 11 complete games and two shutouts in 122.0 innings ... struck out a season-high seven batters on March 26 against North Dakota ... faced a season-high 36 batters against Nevada on March 29 ... pitched a complete game against then-No. 7 Alabama, allowing one run on six hits ... recorded at least one strikeout in 23 games.

SOPHOMORE (YAVAPAI COLLEGE IN ARIZONA, 2018): Appeared in 29 games, starting in 21 and pitching 109.2 innings ... went 14-6 while registering one save... threw eight complete games and four shutouts ... finished with a 3.96 ERA ... threw 92 strikeouts while walking 37 batters... allowed 125 hits, 76 runs (62 earned).

FRESHMAN (YAVAPAI COLLEGE IN ARIZONA, 2017): Appeared in 28 games, starting in 22 and pitching 112.2 innings ... went 20-1 while registering one save ... completed the season with a 1.55 ERA and 86 strikeouts ... ACCAC Conference champion ... First Team All-ACCAC, first team all-region, Second Team NJCAA All-American, ACCAC Pitcher of the Year ... named FloSoftball "JuCo Top 100"... earned NJCAA pitcher of the week once and ACCAC pitcher of the week twice.

HIGH SCHOOL: Attended Gallup High School... won district championship in 2013 ... voted "Female Athlete of the Year" senior year ... all-state freshman, sophomore and junior year ... selected to all-district all four years ... district player of the year in 2013 ... North/South New Mexico All-Star ... tied the New Mexico record for the most strikeouts in a game her sophomore year with 23 strikeouts in a state tournament game ... lettered in softball and volleyball.

CAREER STATISTICS

SEASON	GS	APP	CG	W-L	ERA	SHO	SV	IP	H	R	ER	BB	SO	2B	3B	HR	BF	B/AVG	WP	HBP	PO	A	E	FLD%
2019	23	33	11	6-18	8.19	2/0	1	122.0	167	128	111	74	66	36	5	28	626	.320	8	16	0	11	2	.846
2020	10	15	3	7-3	5.72	0/0	0	61.1	76	48	39	27	15	17	2	7	293	.306	1	5	4	11	3	.833
TOTAL	33	48	14	13-21	7.36	2/0	1	183.1	243	176	150	101	81	53	7	35	919	.316	9	21	4	22	5	.839

INDIVIDUAL 2020 GAME-BY-GAME STATISTICS

BRODERICK'S GAME-BY-GAME STATISTICS

2020 - Junior

Date	Opponent	GS	AB	R	H	RBI	2B	3B	HR	BB	HBP	SF	K	SB-A	PO	A	E
2/7	vs. Stanford	*c	3	1	1	1	0	0	1	0	0	0	0	0-0	2	0	0
2/8	at Grand Canyon	*c	1	1	1	1	0	0	1	1	0	0	0	0-0	2	0	0
2/9	at Grand Canyon	*c	2	0	0	0	0	0	0	2	0	0	0	0-0	2	1	1
2/15	vs. N. Colorado	*c	2	0	0	0	0	0	0	0	0	0	0	0-0	3	1	0
2/21	vs. Arizona St.	*c	2	0	0	0	0	0	0	0	0	0	2	0-0	3	1	1
2/22	vs. San Diego	ph	0	0	0	1	0	0	0	0	0	1	0	0-0	0	0	0
2/23	vs. California	*c	3	0	0	0	0	0	0	0	0	0	1	0-0	1	0	0
2/28	vs. N. Colorado	*dh	4	0	1	0	0	0	0	0	0	0	1	0-0	0	0	0
2/29	vs. La Salle	*c	2	1	0	0	0	0	0	1	0	0	0	0-0	5	0	0
3/7	vs. Texas Southern	*c	3	0	1	0	0	0	0	0	0	0	0	0-0	6	0	0
3/8	at Texas	ph/c	2	0	0	0	0	0	0	0	0	0	1	0-0	2	0	0
3/11	at NM State	*c	3	0	0	0	0	0	0	0	0	0	1	0-0	5	0	0
			10	29	3	4	3	0	0	2	4	0	1	6	0-0	31	3	2

HATHOOT'S GAME-BY-GAME STATISTICS

2020 - Freshman

Date	Opponent	GS	AB	R	H	RBI	2B	3B	HR	BB	HBP	SF	K	SB-A	PO	A	E
2/7	vs. Weber State	*3b	2	0	0	0	0	0	0	2	0	0	0	0-0	3	1	0
2/7	vs. Stanford	*3b	5	2	1	0	0	0	0	0	0	0	0	0-0	1	1	1
2/8	vs. Stanford	*3b	3	1	1	1	0	0	1	0	0	0	0	0-0	0	0	0
2/8	at Grand Canyon	*3b	3	0	1	0	0	0	0	1	0	0	1	0-0	1	2	0
2/9	at Grand Canyon	*3b	5	2	2	0	0	0	0	0	0	0	1	0-0	1	0	0
2/14	vs. N. Colorado	*3b	3	0	0	1	0	0	0	1	0	0	0	0-0	4	3	0
2/15	vs. N. Colorado	*3b	4	1	1	0	0	0	0	0	0	0	0	0-0	0	1	0
2/15	vs. UCSB	*3b	3	2	2	2	0	1	0	0	0	0	0	0-0	3	0	0
2/16	vs. UCSB	*3b	3	0	1	0	0	0	0	1	0	0	0	0-0	4	2	0
2/20	vs. UC Riverside	*3b	2	1	1	1	1	0	0	1	1	0	0	0-0	3	5	0
2/21	vs. Arizona St.	*3b	2	0	0	0	0	0	0	0	0	0	1	0-0	1	1	0
2/22	vs. Missouri	*3b	3	0	0	0	0	0	0	0	0	0	0	0-0	0	2	0
2/22	vs. San Diego	*3b	3	0	1	0	0	0	0	0	0	0	0	0-0	0	3	0
2/23	vs. California	*3b	4	0	0	0	0	0	0	0	0	0	1	0-0	1	0	1
2/28	vs. La Salle	*3b	3	1	1	2	1	0	0	0	1	0	0	0-0	2	2	0
2/28	vs. N. Colorado	*3b	4	0	0	0	0	0	0	0	0	0	0	0-0	0	1	1
2/29	vs. La Salle	*3b	3	2	2	0	0	0	0	1	0	0	0	0-0	1	1	0
2/29	vs. S. Dakota	*3b	3	2	2	2	0	1	0	0	1	0	0	0-0	1	2	0
3/1	vs. N. Colorado	*3b	3	0	0	0	0	0	0	0	0	0	1	0-0	2	4	0
3/1	vs. S. Dakota	*3b	4	1	0	0	0	0	0	0	0	0	0	0-0	2	2	1
3/6	vs. Texas Southern	*3b	3	0	1	0	1	0	0	0	0	0	1	0-0	2	4	1
3/7	vs. Texas Southern	*3b	4	2	2	1	2	0	0	0	0	0	1	0-1	1	2	0
3/7	vs. Liberty	*3b	3	0	1	0	0	0	0	0	0	0	0	0-0	1	2	0
3/8	at Texas	*3b	3	0	0	0	0	0	0	0	0	0	1	0-0	1	2	1
3/8	vs. Liberty	*3b	3	1	1	2	1	0	0	0	0	0	0	0-0	1	2	0
3/11	at NM State	*3b	3	1	0	0	0	0	0	0	0	0	0	0-0	2	2	0
			26	84	19	21	12	6	2	1	7	3	0	8	0-0	38	47	6

HOWARD'S GAME-BY-GAME STATISTICS

2020 - Junior

Date	Opponent	GS	AB	R	H	RBI	2B	3B	HR	BB	HBP	SF	K	SB-A	PO	A	E
2/7	vs. Weber State	*of	3	0	0	0	0	0	0	1	0	0	2	0-0	0	0	0
2/7	vs. Stanford	*of	3	0	1	1	0	0	0	1	0	0	1	0-0	7	0	0
2/8	vs. Stanford	*of	2	1	1	1	0	0	1	0	0	0	0	0-0	3	0	0
2/8	at Grand Canyon	*of	3	2	2	3	0	0	2	0	0	1	0	0-0	3	0	0
2/9	at Grand Canyon	*of	4	0	1	1	1	0	0	0	0	0	0	0-0	4	0	0
2/14	vs. N. Colorado	*of	3	2	2	5	0	0	1	0	0	1	0	0-0	2	0	0
2/15	vs. N. Colorado	*of	3	1	1	0	0	0	0	0	0	0	0	0-0	2	1	0
2/15	vs. UCSB	*of	3	1	0	0	0	0	0	0	0	0	1	1-1	4	1	0
2/16	vs. UCSB	*of	3	0	0	0	0	0	0	1	0	0	1	0-0	2	0	0
2/20	vs. UC Riverside	*of	3	1	1	2	0	0	1	0	0	0	0	0-0	1	0	1
2/21	vs. Arizona St.	*of	2	0	1	0	0	0	0	0	0	0	1	0-0	1	0	0
2/22	vs. Missouri	*of	3	0	0	0	0	0	0	0	0	0	2	0-0	3	0	0
2/22	vs. San Diego	*of	3	0	1	3	1	0	0	1	0	0	0	0-0	0	0	0
2/23	vs. California	*of	1	0	0	0	0	0	0	2	0	0	0	0-0	4	0	0
2/28	vs. La Salle	*of	3	2	1	0	0	0	0	1	0	0	1	0-0	2	0	0
2/28	vs. N. Colorado	*of	4	1	3	2	0	0	1	0	0	0	0	1-1	0	0	0
2/29	vs. La Salle	*of	2	1	0	1	0	0	0	1	0	1	0	0-0	1	1	0
2/29	vs. S. Dakota	*of	4	0	1	1	0	0	0	0	0	0	0	0-0	0	0	0
3/1	vs. N. Colorado	*of	3	0	0	0	0	0	0	0	0	0	0	0-0	0	0	0
3/1	vs. S. Dakota	*of	4	1	1	2	0	0	1	0	0	0	0	0-0	2	0	0
3/6	vs. Texas Southern	*of	1	0	0	0	0	0	0	2	0	0	0	0-0	1	0	0
3/7	vs. Texas Southern	*of	3	1	2	1	1	0	0	1	0	0	0	0-0	1	0	0
3/7	vs. Liberty	*of	3	1	1	0	0	0	0	0	0	0	1	0-0	1	0	0
3/8	at Texas	*of	2	0	0	0	0	0	0	0	0	0	1	0-0	2	0	0
3/8	vs. Liberty	*of	2	0	1	1	0	0	0	0	0	0	0	0-0	4	0	0
3/11	at NM State	*of	2	1	1	0	1	0	0	0	1	0	0	0-0	0	0	0
			26	72	16	22	24	4	0	7	12	1	3	11	2-2	50	3	1

MARTINEZ'S GAME-BY-GAME STATISTICS

2020 - Freshman

Date	Opponent	GS	AB	R	H	RBI	2B	3B	HR	BB	HBP	SF	K	SB-A	PO	A	E
2/7	vs. Weber State	*of	2	1	0	0	0	0	0	2	0	0	1	0-0	3	0	0
2/7	vs. Stanford	*of	3	0	1	1	0	0	0	1	0	0	0	0-0	0	0	0
2/8	vs. Stanford	*of	3	0	1	0	0	0	0	0	0	0	0	0-0	1	0	0
2/8	at Grand Canyon	*of	2	1	0	0	0	0	0	2	0	0	0	1-1	1	0	0
2/9	at Grand Canyon	*of	3	2	3	2	0	0	1	1	0	0	0	1-1	1	0	0
2/14	vs. N. Colorado	*of	3	3	3	1	1	0	0	1	0	0	0	0-0	0	0	0
2/15	vs. N. Colorado	*of	3	2	2	2	0	0	1	1	0	0	0	0-0	0	0	0
2/15	vs. UCSB	*of	2	0	0	0	0	0	0	1	0	0	0	0-0	1	0	0
2/16	vs. UCSB	*of	3	0	0	0	0	0	0	1	0	0	0	0-0	1	0	0
2/20	vs. UC Riverside	*of	2	0	0	0	0	0	0	1	0	0	2	1-1	0	0	0
2/21	vs. Arizona St.	*of	2	0	1	0	0	0	0	0	0	0	0	0-0	1	0	0
2/22	vs. Missouri	*of	2	0	0	0	0	0	0	1	0	0	2	0-0	0	0	0
2/22	vs. San Diego	*of	1	1	0	0	0	0	0	1	0	0	1	0-0	0	0	0
2/23	vs. California	*of	1	0	0	0	0	0	0	1	1	0	0	1-1	0	0	0
2/28	vs. La Salle	*of	4	1	1	0	0	0	0	0	0	0	1	1-1	4	0	0
2/28	vs. N. Colorado	*of	3	0	0	0	0	0	0	1	0	0	2	0-0	2	0	0
2/29	vs. La Salle	*of	2	0	0	1	0	0	0	2	0	0	0	0-0	1	0	0
2/29	vs. S. Dakota	*of	3	1	2	2	1	0	0	1	0	0	1	0-0	1	0	0
3/1	vs. N. Colorado	*of	3	0	2	1	2	0	0	0	0	0	0	0-0	3	0	0
3/1	vs. S. Dakota	*of	4	0	2	2	1	0	0	0	0	0	0	0-0	4	0	0
3/6	vs. Texas Southern	*of	3	0	0	0	0	0	0	1	0	0	2	0-0	1	0	0
3/7	vs. Texas Southern	*of	3	1	1	2	0	0	0	1	0	0	0	0-0	0	0	0
3/7	vs. Liberty	*of	3	0	0	0	0	0	0	0	0	0	0	0-0	1	0	0
3/8	at Texas	*of	3	0	0	0	0	0	0	0	0	0	2	0-0	3	0	2
3/8	vs. Liberty	*of	3	0	0	0	0	0	0	0	0	0	0	0-0	1	1	0
3/11	at NM State	*of	4	0	1	0	0	0	0	0	0	0	1	0-0	1	0	0
			26	70	13	20	14	5	0	2	20	1	0	15	5-5	31	1	2

O'GRADY'S GAME-BY-GAME STATISTICS

2020 - Senior

Date	Opponent	GS	AB	R	H	RBI	2B	3B	HR	BB	HBP	SF	K	SB-A	PO	A	E
2/7	vs. Weber State	*ss	2	0	1	0	1	0	0	2	0	0	0	0-0	2	4	0
2/7	vs. Stanford	*ss	4	2	1	2	1	0	0	1	0	0	1	0-0	0	5	0
2/8	vs. Stanford	*ss	2	0	0	0	0	0	0	1	0	0	1	0-0	3	1	0
2/8	at Grand Canyon	*ss	2	1	1	0	1	0	0	1	1	0	0	0-0	1	3	0
2/9	at Grand Canyon	*ss	4	0	0	0	0	0	0	0	0	0	1	0-0	2	1	1
2/14	vs. N. Colorado	*ss	3	2	2	1	1	0	0	1	0	0	0	0-0	1	0	0
2/15	vs. N. Colorado	*ss	4	2	3	1	2	0	0	0	0	0	0	0-0	5	4	0
2/15	vs. UCSB	*ss	3	2	2	3	1	0	1	0	0	0	0	0-0	1	3	0
2/16	vs. UCSB	*ss	2	0	1	1	1	0	0	1	1	0	0	0-0	1	0	0
2/20	vs. UC Riverside	*ss	3	1	1	1	1	0	0	1	0	0	0	0-0	4	1	0
2/21	vs. Arizona St.	*ss	2	0	0	0	0	0	0	0	0	0	1	0-0	3	0	0
2/22	vs. Missouri	*ss	1	0	0	0	0	0	0	2	0	0	1	0-0	3	1	0
2/22	vs. San Diego	*ss	4	1	2	1	0	0	0	0	0	0	0	0-0	0	0	0
2/23	vs. California	*ss	2	0	0	0	0	0	0	1	0	0	1	0-0	1	2	0
2/28	vs. La Salle	*ss	4	1	3	3	1	0	0	0	0	0	1	0-0	1	3	0
2/28	vs. N. Colorado	*ss	3	1	2	1	1	0	0	0	1	0	0	0-0	1	3	1
2/29	vs. La Salle	*ss	2	4	2	4	0	0	1	2	0	0	0	0-0	1	0	0
2/29	vs. S. Dakota	*ss	3	1	0	0	0	0	0	1	0	0	0	0-0	2	3	0
3/1	vs. N. Colorado	*ss	3	1	1	1	1	0	0	0	0	0	1	0-0	3	3	1
3/1	vs. S. Dakota	*ss	3	1	2	1	1	0	0	0	0	1	0	0-0	1	0	0
3/6	vs. Texas Southern	*ss	4	0	1	0	0	0	0	0	0	0	0	0-0	1	2	0
3/7	vs. Texas Southern	*ss	4	1	0	0	0	0	0	1	0	0	0	0-0	0	1	0
3/7	vs. Liberty	*ss	4	0	0	0	0	0	0	0	0	0	1	0-0	0	2	0
3/8	at Texas	*ss	3	0	0	0	0	0	0	0	0	0	1	0-0	1	0	1
3/8	vs. Liberty	*ss	3	1	2	0	2	0	0	0	0	0	0	0-0	0	2	0
3/11	at NM State	*ss	2	0	0	0	0	0	0	1	1	0	0	0-0	1	1	0
			26	76	22	27	20	15	0	2	16	4	1	10	0-0	39	45	4

ROMERO'S GAME-BY-GAME STATISTICS

2020 - Sophomore

Date	Opponent	GS	AB	R	H	RBI	2B	3B	HR	BB	HBP	SF	K	SB-A	PO	A	E
2/7	vs. Weber State	ph	1	0	0	0	0	0	0	0	0	0	0	0-0	0	0	0
2/8	vs. Stanford	*c	2	0	0	0	0	0	0	0	0	0	0	0-0	1	0	0
2/9	at Grand Canyon	ph	1	0	0	0	0	0	0	0	0	0	0	0-0	0	0	0
2/15	vs. UCSB	*c	1	1	1	2	1	0	0	0	0	1	0	0-0	2	0	0
2/16	vs. UCSB	*c	3	1	2	1	0	0	0	0	0	0	0	0-0	0	0	0
2/20	vs. UC Riverside	*c	3	0	0	0	0	0	0	0	0	0	1	0-0	3	0	0
2/22	vs. San Diego	*c	3	0	0	0	0	0	0	0	0	0	1	0-0	6	1	0
2/23	vs. California	ph	1	1	0	0	0	0	0	0	0	0	0	0-0	0	0	0
2/28	vs. N. Colorado	*c	3	0	1	0	0	0	0	1	0	0	0	0-0	8	0	0
2/29	vs. S. Dakota	*c	3	0	0	0	0	0	0	0	0	0	0	0-0	4	1	0
3/1	vs. N. Colorado	*c	3	1	1	0	1	0	0	0	0	0	0	0-0	1	0	0
3/1	vs. S. Dakota	*dh	3	0	2	0	0	0	0	0	0	0	0	0-0	0	0	0
3/6	vs. Texas Southern	*c	3	0	0	0	0	0	0	0	0	0	2	0-0	7	0	0
3/8	at Texas	*c	0	0	0	0	0	0	0	0	0	0	0	0-0	1	0	1
3/8	vs. Liberty	*c	2	0	0	0	0	0	0	0	0	0	0	0-0	2	0	0
			12	32	4	7	3	2	0	0	1	0	1	4	0-0	35	2	1

SANCHEZ'S GAME-BY GAME STATISTICS

2020 - Freshman

Date	Opponent	GS	IP	H	R	ER	BB	K	WP	PO	A	W/L	SV	NP
2/7	vs. Weber State		2.1	3	0	0	0	1	0	0	2	-	-	31
2/7	vs. Stanford		1.0	3	3	3	1	1	0	0	0	L	-	38
2/8	vs. Stanford	*	7.0	4	0	0	3	1	0	2	1	W	-	86
2/9	at Grand Canyon		2.0	1	2	1	2	1	0	0	0	L	-	36
2/15	vs. N. Colorado	*	2.0	5	2	2	0	0	0	0	1	-	-	19
2/16	vs. UCSB		0.2	0	0	0	0	0	0	0	0	-	-	5
2/20	vs. UC Riverside		2.2	2	0	0	2	1	0	1	1	-	1	39
2/22	vs. Missouri	*	2.0	4	5	5	3	0	0	0	0	L	-	52
2/23	vs. California		1.1	0	0	0	0	0	0	0	1	-	-	11
2/28	vs. La Salle		1.0	1	0	0	0	0	0	0	0	-	-	9
2/29	vs. La Salle	*	2.1	5	1	0	2	1	1	0	2	-	-	47
3/1	vs. N. Colorado		5.0	7	3	3	3	0	0	0	1	-	-	72
3/6	vs. Texas Southern		2.0	3	2	1	3	0	0	0	0	-	-	43
3/7	vs. Liberty		0.2	3	3	2	1	1	0	0	0	-	-	31
3/8	at Texas	*	0.1	1	2	1	3	0	0	0	0	L	-	22
3/8	vs. Liberty		0.1	5	3	3	0	0	0	0	0	-	-	15
		5	32.2	47	26	21	23	7	1	3	9	1-4	1	556

TUCK'S GAME-BY-GAME STATISTICS

2020 - Sophomore

Date	Opponent	GS	AB	R	H	RBI	2B	3B	HR	BB	HBP	SF	K	SB-A	PO	A	E
2/7	vs. Stanford	ph	1	0	0	0	0	0	0	0	0	0	1	0-0	0	0	0

2/8	vs. Stanford	*1b	2	0	0	0	0	0	0	0	0	0	0	0-0	6	0	0
2/8	at Grand Canyon	*1b	4	1	1	0	0	0	0	0	0	0	0	0-0	9	0	0
2/9	at Grand Canyon	*1b	3	0	0	0	0	0	0	0	0	0	1	0-0	3	0	0
2/14	vs. N. Colorado	*1b	2	0	2	2	0	0	0	0	0	1	0	0-0	3	0	0
2/15	vs. N. Colorado	*1b	2	0	1	0	1	0	0	1	0	0	0	1-1	7	1	0
2/16	vs. UCSB	ph	1	0	1	0	0	0	0	0	0	0	0	0-0	0	0	0
2/21	vs. Arizona St.	*1b	2	0	1	0	0	0	0	0	0	0	1	0-0	3	0	0
2/22	vs. Missouri	*1b	3	0	1	0	0	0	0	0	0	0	0	0-0	4	0	0
2/22	vs. San Diego	*1b	3	0	1	0	0	0	0	0	0	0	0	0-0	10	0	0
2/23	vs. California	*dh	3	0	0	0	0	0	0	0	0	0	0	0-0	0	0	0
2/28	vs.La Salle	*dh	3	0	0	1	0	0	0	0	0	1	0	0-0	0	0	0
3/1	vs. N. Colorado	*1b	2	0	0	0	0	0	0	0	0	0	0	0-0	11	0	0
3/6	vs. Texas Southern	*1b	3	0	0	0	0	0	0	0	0	0	2	0-0	7	0	0
3/8	vs. Liberty	*dh	2	0	0	0	0	0	0	0	0	0	0	0-0	0	0	0
3/11	at NM State	*1b	2	0	0	1	0	0	0	0	0	1	0	0-0	6	0	0
			14	38	1	8	4	1	0	0	1	0	3	5	1-1	69	1	0

WILMERT'S GAME-BY-GAME STATISTICS

2020 - Senior

Date	Opponent	GS	AB	R	H	RBI	2B	3B	HR	BB	HBP	SF	K	SB-A	PO	A	E
2/7	vs. Weber State	*c	0	0	0	0	0	0	0	2	0	0	0	0-0	3	1	0
2/7	vs. Stanford	*1b	3	0	0	1	0	0	0	0	1	0	2	0-0	8	0	0
2/9	at Grand Canyon	ph	1	0	1	1	0	0	0	0	0	0	0	0-0	0	0	0
2/14	vs. N. Colorado	*c	3	1	2	0	0	0	0	0	0	0	0	0-0	1	1	0
2/15	vs. N. Colorado	*dh	3	0	0	0	0	0	0	0	0	0	0	0-0	0	0	0
2/15	vs. UCSB	*1b	2	1	1	0	0	0	0	1	0	0	0	0-0	3	0	0
2/16	vs. UCSB	*1b	2	0	0	0	0	0	0	1	0	0	1	0-0	8	0	0
2/20	vs. UC Riverside	*1b	3	0	0	0	0	0	0	0	0	0	1	0-0	7	0	0
2/22	vs. Missouri	*c	3	0	0	0	0	0	0	0	0	0	1	0-0	5	1	0
2/23	vs. California	*1b	3	0	0	0	0	0	0	0	0	0	1	0-0	6	0	0
2/28	vs. La Salle	*c	3	1	2	1	1	0	0	0	0	1	0	0-0	0	0	0
2/29	vs. S. Dakota	*1b	2	1	1	1	0	0	0	1	0	1	1	0-0	12	0	1
3/1	vs. N. Colorado	*dh	3	1	1	1	0	0	1	0	0	0	0	0-0	0	0	0
3/1	vs. S. Dakota	*c	3	1	0	0	0	0	0	1	0	0	1	0-0	4	0	0
3/6	vs. Texas Southern	*dh	3	0	1	0	1	0	0	0	0	0	1	0-0	0	0	0
3/7	vs. Texas Southern	ph/c	1	0	0	0	0	0	0	0	0	0	0	0-0	0	0	0
3/7	vs. Liberty	*c	3	0	1	0	1	0	0	0	0	0	0	0-0	3	0	0
3/11	at NM State	*dh	2	0	1	1	0	0	0	1	0	0	1	0-0	0	0	0
			16	43	6	11	6	3	0	1	7	1	2	10	0-0	60	3	1

YOUNG'S GAME-BY-GAME STATISTICS

2020 - Junior

Date	Opponent	GS	AB	R	H	RBI	2B	3B	HR	BB	HBP	SF	K	SB-A	PO	A	E
2/7	vs. Weber State	*of	3	0	1	0	0	0	0	0	0	0	1	0-0	0	0	0
2/7	vs. Stanford	*of	3	1	1	0	0	0	0	1	0	0	1	0-0	1	0	0
2/8	vs. Stanford	*of	2	0	0	0	0	0	0	0	0	0	0	0-0	4	0	0
2/8	at Grand Canyon	*of	2	1	0	0	0	0	0	1	0	0	2	0-0	1	0	0
2/14	vs. N. Colorado	*of	2	1	0	0	0	0	0	1	0	0	2	0-0	2	0	0
2/15	vs. N. Colorado	*of	3	0	0	0	0	0	0	0	0	0	0	0-0	2	0	0
2/15	vs. UCSB	*of	1	0	0	0	0	0	0	0	0	0	1	0-0	0	0	0
2/20	vs. UC Riverside	*of	3	2	2	2	0	0	1	0	0	0	1	0-0	2	0	0
2/21	vs. Arizona St.	*of	2	0	0	0	0	0	0	0	0	0	2	0-0	0	0	0
2/22	vs. Missouri	*of	2	0	0	0	0	0	0	0	0	0	1	0-0	1	0	0
2/22	vs. San Diego	*of	1	3	1	0	0	0	0	2	0	0	0	0-0	1	0	0
2/23	vs. California	*of	3	2	2	3	0	0	2	0	0	0	1	0-0	3	0	0
2/28	vs. La Salle	*of	3	1	0	0	0	0	0	0	0	0	1	0-0	2	0	0
2/28	vs. N. Colorado	*of	2	1	1	1	0	0	0	1	0	0	0	0-0	1	0	0
2/29	vs. La Salle	*of	2	2	1	1	0	0	0	2	0	0	1	0-0	0	0	0
2/29	vs. S. Dakota	*of	3	0	0	0	0	0	0	0	0	0	1	0-0	3	0	0
3/1	vs. N. Colorado	*of	3	0	0	0	0	0	0	0	0	0	1	0-0	0	0	0
3/1	vs. S. Dakota	*of	2	0	2	0	0	0	0	1	0	0	0	0-1	3	0	0
3/6	vs. Texas Southern	*of	2	0	1	0	0	0	0	1	0	0	1	0-0	0	0	0
3/7	vs. Texas Southern	*of	2	1	0	1	0	0	0	1	1	0	0	0-0	3	0	0
3/7	vs. Liberty	*of	3	0	1	0	0	0	0	0	0	0	0	0-0	1	0	0
3/8	at Texas	*of	2	0	0	0	0	0	0	0	0	0	1	0-0	1	0	0
3/8	vs. Liberty	*of	1	1	0	0	0	0	0	1	0	0	0	0-0	2	0	0
3/11	at NM State	*of	2	1	1	1	0	0	1	1	0	0	0	0-0	1	0	0
			24	54	17	14	9	0	0	4	13	1	0	18	0-1	34	0	0

INDIVIDUAL CAREER GAME-BY-GAME STATISTICS

BRODERICK'S GAME-BY-GAME STATISTICS

2020 - Junior

Date	Opponent	GS	AB	R	H	RBI	2B	3B	HR	BB	HBP	SF	K	SB-A	PO	A	E
2/7	vs. Stanford	*c	3	1	1	1	0	0	1	0	0	0	0	0-0	2	0	0
2/8	at Grand Canyon	*c	1	1	1	1	0	0	1	1	0	0	0	0-0	2	0	0
2/9	at Grand Canyon	*c	2	0	0	0	0	0	0	2	0	0	0	0-0	2	1	1
2/15	vs. N. Colorado	*c	2	0	0	0	0	0	0	0	0	0	0	0-0	3	1	0
2/21	vs. Arizona St.	*c	2	0	0	0	0	0	0	0	0	0	2	0-0	3	1	1
2/22	vs. San Diego	ph	0	0	0	1	0	0	0	0	0	1	0	0-0	0	0	0
2/23	vs. California	*c	3	0	0	0	0	0	0	0	0	0	1	0-0	1	0	0
2/28	vs. N. Colorado	*dh	4	0	1	0	0	0	0	0	0	0	1	0-0	0	0	0
2/29	vs. La Salle	*c	2	1	0	0	0	0	0	1	0	0	0	0-0	5	0	0
3/7	vs. Texas Southern	*c	3	0	1	0	0	0	0	0	0	0	0	0-0	6	0	0
3/8	at Texas	ph/c	2	0	0	0	0	0	0	0	0	0	1	0-0	2	0	0
3/11	at NM State	*c	3	0	0	0	0	0	0	0	0	0	1	0-0	5	0	0
			10	29	3	4	3	0	0	2	4	0	1	6	0-0	31	3	2

2019 - Sophomore

Date	Opponent	GS	AB	R	H	RBI	2B	3B	HR	BB	HBP	SF	K	SB-A	PO	A	E
2/7	vs. Stanford	*c	3	1	1	1	0	0	1	0	0	0	0	0-0	2	0	0
2/8	at Grand Canyon	*c	1	1	1	1	0	0	1	1	0	0	0	0-0	2	0	0
2/9	at Grand Canyon	*c	2	0	0	0	0	0	0	2	0	0	0	0-0	2	1	1
2/15	vs. N. Colorado	*c	2	0	0	0	0	0	0	0	0	0	0	0-0	3	1	0
2/21	vs. Arizona St.	*c	2	0	0	0	0	0	0	0	0	0	2	0-0	3	1	1
2/22	vs. San Diego	ph	0	0	0	1	0	0	0	0	0	1	0	0-0	0	0	0
2/23	vs. California	*c	3	0	0	0	0	0	0	0	0	0	1	0-0	1	0	0
2/28	vs. N. Colorado	*dh	4	0	1	0	0	0	0	0	0	0	1	0-0	0	0	0
2/29	vs. La Salle	*c	2	1	0	0	0	0	0	1	0	0	0	0-0	5	0	0
3/7	vs. Texas Southern	*c	3	0	1	0	0	0	0	0	0	0	0	0-0	6	0	0
3/8	at Texas	ph/c	2	0	0	0	0	0	0	0	0	0	1	0-0	2	0	0
3/11	at NM State	*c	3	0	0	0	0	0	0	0	0	0	1	0-0	5	0	0
			10	29	3	4	3	0	0	2	4	0	1	6	0-0	31	3	2

2018 - Freshman

Date	Opponent	GS	AB	R	H	RBI	2B	3B	HR	BB	HBP	SF	K	SB-A	PO	A	E
2/7	vs. Stanford	*c	3	1	1	1	0	0	1	0	0	0	0	0-0	2	0	0
2/8	at Grand Canyon	*c	1	1	1	1	0	0	1	1	0	0	0	0-0	2	0	0
2/9	at Grand Canyon	*c	2	0	0	0	0	0	0	2	0	0	0	0-0	2	1	1
2/15	vs. N. Colorado	*c	2	0	0	0	0	0	0	0	0	0	0	0-0	3	1	0
2/21	vs. Arizona St.	*c	2	0	0	0	0	0	0	0	0	0	2	0-0	3	1	1
2/22	vs. San Diego	ph	0	0	0	1	0	0	0	0	0	1	0	0-0	0	0	0
2/23	vs. California	*c	3	0	0	0	0	0	0	0	0	0	1	0-0	1	0	0
2/28	vs. N. Colorado	*dh	4	0	1	0	0	0	0	0	0	0	1	0-0	0	0	0
2/29	vs. La Salle	*c	2	1	0	0	0	0	0	1	0	0	0	0-0	5	0	0
3/7	vs. Texas Southern	*c	3	0	1	0	0	0	0	0	0	0	0	0-0	6	0	0
3/8	at Texas	ph/c	2	0	0	0	0	0	0	0	0	0	1	0-0	2	0	0
3/11	at NM State	*c	3	0	0	0	0	0	0	0	0	0	1	0-0	5	0	0
			10	29	3	4	3	0	0	2	4	0	1	6	0-0	31	3	2

HATHOOT'S GAME-BY-GAME STATISTICS

2020 - Freshman

Date	Opponent	GS	AB	R	H	RBI	2B	3B	HR	BB	HBP	SF	K	SB-A	PO	A	E
2/7	vs. Weber State	*3b	2	0	0	0	0	0	0	2	0	0	0	0-0	3	1	0
2/7	vs. Stanford	*3b	5	2	1	0	0	0	0	0	0	0	0	0-0	1	1	1
2/8	vs. Stanford	*3b	3	1	1	1	0	0	1	0	0	0	0	0-0	0	0	0
2/8	at Grand Canyon	*3b	3	0	1	0	0	0	0	1	0	0	1	0-0	1	2	0
2/9	at Grand Canyon	*3b	5	2	2	0	0	0	0	0	0	0	1	0-0	1	0	0
2/14	vs. N. Colorado	*3b	3	0	0	1	0	0	0	1	0	0	0	0-0	4	3	0
2/15	vs. N. Colorado	*3b	4	1	1	0	0	0	0	0	0	0	0	0-0	0	1	0
2/15	vs. UCSB	*3b	3	2	2	2	0	1	0	0	0	0	0	0-0	3	0	0
2/16	vs. UCSB	*3b	3	0	1	0	0	0	0	1	0	0	0	0-0	4	2	0
2/20	vs. UC Riverside	*3b	2	1	1	1	1	0	0	1	1	0	0	0-0	3	5	0
2/21	vs. Arizona St.	*3b	2	0	0	0	0	0	0	0	0	0	1	0-0	1	1	0
2/22	vs. Missouri	*3b	3	0	0	0	0	0	0	0	0	0	0	0-0	0	2	0
2/22	vs. San Diego	*3b	3	0	1	0	0	0	0	0	0	0	0	0-0	0	3	0
2/23	vs. California	*3b	4	0	0	0	0	0	0	0	0	0	1	0-0	1	0	1
2/28	vs. La Salle	*3b	3	1	1	2	1	0	0	0	1	0	0	0-0	2	2	0
2/28	vs. N. Colorado	*3b	4	0	0	0	0	0	0	0	0	0	0	0-0	0	1	1
2/29	vs. La Salle	*3b	3	2	2	0	0	0	0	1	0	0	0	0-0	1	1	0
2/29	vs. S. Dakota	*3b	3	2	2	2	0	1	0	0	1	0	0	0-0	1	2	0
3/1	vs. N. Colorado	*3b	3	0	0	0	0	0	0	0	0	0	1	0-0	2	4	0
3/1	vs. S. Dakota	*3b	4	1	0	0	0	0	0	0	0	0	0	0-0	2	2	1
3/6	vs. Texas Southern	*3b	3	0	1	0	1	0	0	0	0	0	1	0-0	2	4	1
3/7	vs. Texas Southern	*3b	4	2	2	1	2	0	0	0	0	0	1	0-1	1	2	0
3/7	vs. Liberty	*3b	3	0	1	0	0	0	0	0	0	0	0	0-0	1	2	0
3/8	at Texas	*3b	3	0	0	0	0	0	0	0	0	0	1	0-0	1	2	1
3/8	vs. Liberty	*3b	3	1	1	2	1	0	0	0	0	0	0	0-0	1	2	0
3/11	at NM State	*3b	3	1	0	0	0	0	0	0	0	0	0	0-0	2	2	0
			26	84	19	21	12	6	2	1	7	3	0	8	0-0	38	47	6

HOWARD'S GAME-BY-GAME STATISTICS

2020 - Junior

Date	Opponent	GS	AB	R	H	RBI	2B	3B	HR	BB	HBP	SF	K	SB-A	PO	A	E
2/7	vs. Weber State	*of	3	0	0	0	0	0	0	1	0	0	2	0-0	0	0	0
2/7	vs. Stanford	*of	3	0	1	1	0	0	0	1	0	0	1	0-0	7	0	0
2/8	vs. Stanford	*of	2	1	1	1	0	0	1	0	0	0	0	0-0	3	0	0
2/8	at Grand Canyon	*of	3	2	2	3	0	0	2	0	0	1	0	0-0	3	0	0
2/9	at Grand Canyon	*of	4	0	1	1	1	0	0	0	0	0	0	0-0	4	0	0
2/14	vs. N. Colorado	*of	3	2	2	5	0	0	1	0	0	1	0	0-0	2	0	0
2/15	vs. N. Colorado	*of	3	2	2	2	0	0	1	1	0	0	0	0-0	2	1	0
2/15	vs. UCSB	*of	3	1	0	0	0	0	0	0	0	0	1	1-1	4	1	0
2/16	vs. UCSB	*of	3	0	0	0	0	0	0	1	0	0	1	0-0	2	0	0
2/20	vs. UC Riverside	*of	3	1	1	2	0	0	1	0	0	0	0	0-0	1	0	1
2/21	vs. Arizona St.	*of	2	0	1	0	0	0	0	0	0	0	1	0-0	1	0	0
2/22	vs. Missouri	*of	3	0	0	0	0	0	0	0	0	0	2	0-0	3	0	0
2/22	vs. San Diego	*of	3	0	1	3	1	0	0	1	0	0	0	0-0	0	0	0
2/23	vs. California	*of	1	0	0	0	0	0	0	2	0	0	0	0-0	4	0	0
2/28	vs. La Salle	*of	3	2	1	0	0	0	0	1	0	0	1	0-0	2	0	0
2/28	vs. N. Colorado	*of	4	1	3	2	0	0	1	0	0	0	0	1-1	0	0	0
2/29	vs. La Salle	*of	2	1	0	1	0	0	0	1	0	1	0	0-0	1	1	0
2/29	vs. S. Dakota	*of	4	0	1	1	0	0	0	0	0	0	0	0-0	0	0	0
3/1	vs. N. Colorado	*of	3	0	0	0	0	0	0	0	0	0	0	0-0	0	0	0
3/1	vs. S. Dakota	*of	4	1	1	2	0	0	1	0	0	0	0	0-0	2	0	0
3/6	vs. Texas Southern	*of	1	0	0	0	0	0	0	2	0	0	0	0-0	1	0	0
3/7	vs. Texas Southern	*of	3	1	2	1	1	0	0	1	0	0	0	0-0	1	0	0
3/7	vs. Liberty	*of	3	1	1	0	0	0	0	0	0	0	1	0-0	1	0	0
3/8	at Texas	*of	2	0	0	0	0	0	0	0	0	0	1	0-0	2	0	0
3/8	vs. Liberty	*of	2	0	1	1	0	0	0	0	0	0	0	0-0	4	0	0
3/11	at NM State	*of	2	1	1	0	1	0	0	0	1	0	0	0-0	0	0	0
			26	72	16	22	24	4	0	7	12	1	3	11	2-2	50	3	1

2019 - Sophomore

Date	Opponent	GS	AB	R	H	RBI	2B	3B	HR	BB	HBP	SF	K	SB-A	PO	A	E
2/7	vs. Weber State	*of	3	0	0	0	0	0	0	1	0	0	2	0-0	0	0	0
2/7	vs. Stanford	*of	3	0	1	1	0	0	0	1	0	0	1	0-0	7	0	0
2/8	vs. Stanford	*of	2	1	1	1	0	0	1	0	0	0	0	0-0	3	0	0
2/8	at Grand Canyon	*of	3	2	2	3	0	0	2	0	0	1	0	0-0	3	0	0
2/9	at Grand Canyon	*of	4	0	1	1	1	0	0	0	0	0	0	0-0	4	0	0
2/14	vs. N. Colorado	*of	3	2	2	5	0	0	1	0	0	1	0	0-0	2	0	0
2/15	vs. N. Colorado	*of	3	1	1	0	0	0	0	0	0	0	0	0-0	2	1	0
2/15	vs. UCSB	*of	3	1	0	0	0	0	0	0	0	0	1	1-1	4	1	0
2/16	vs. UCSB	*of	3	0	0	0	0	0	0	1	0	0	1	0-0	2	0	0
2/20	vs. UC Riverside	*of	3	1	1	2	0	0	1	0	0	0	0	0-0	1	0	1
2/21	vs. Arizona St.	*of	2	0	1	0	0	0	0	0	0	0	1	0-0	1	0	0
2/22	vs. Missouri	*of	3	0	0	0	0	0	0	0	0	0	2	0-0	3	0	0
2/22	vs. San Diego	*of	3	0	1	3	1	0	0	1	0	0	0	0-0	0	0	0
2/23	vs. California	*of	1	0	0	0	0	0	0	2	0	0	0	0-0	4	0	0
2/28	vs. La Salle	*of	3	2	1	0	0	0	0	1	0	0	1	0-0	2	0	0
2/28	vs. N. Colorado	*of	4	1	3	2	0	0	1	0	0	0	0	1-1	0	0	0
2/29	vs. La Salle	*of	2	1	0	1	0	0	0	1	0	1	0	0-0	1	1	0
2/29	vs. S. Dakota	*of	4	0	1	1	0	0	0	0	0	0	0	0-0	0	0	0
3/1	vs. N. Colorado	*of	3	0	0	0	0	0	0	0	0	0	0	0-0	0	0	0
3/1	vs. S. Dakota	*of	4	1	1	2	0	0	1	0	0	0	0	0-0	2	0	0
3/6	vs. Texas Southern	*of	1	0	0	0	0	0	0	2	0	0	0	0-0	1	0	0
3/7	vs. Texas Southern	*of	3	1	2	1	1	0	0	1	0	0	0	0-0	1	0	0
3/7	vs. Liberty	*of	3	1	1	0	0	0	0	0	0	0	1	0-0	1	0	0
3/8	at Texas	*of	2	0	0	0	0	0	0	0	0	0	1	0-0	2	0	0
3/8	vs. Liberty	*of	2	0	1	1	0	0	0	0	0	0	0	0-0	4	0	0
3/11	at NM State	*of	2	1	1	0	1	0	0	0	1	0	0	0-0	0	0	0
			26	72	16	22	24	4	0	7	12	1	3	11	2-2	50	3	1

2018 - Freshman

Date	Opponent	GS	AB	R	H	RBI	2B	3B	HR	BB	HBP	SF	K	SB-A	PO	A	E
2/7	vs. Weber State	*of	3	0	0	0	0	0	0	1	0	0	2	0-0	0	0	0
2/7	vs. Stanford	*of	3	0	1	1	0	0	0	1	0	0	1	0-0	7	0	0
2/8	vs. Stanford	*of	2	1	1	1	0	0	1	0	0	0	0	0-0	3	0	0
2/8	at Grand Canyon	*of	3	2	2	3	0	0	2	0	0	1	0	0-0	3	0	0
2/9	at Grand Canyon	*of	4	0	1	1	1	0	0	0	0	0	0	0-0	4	0	0
2/14	vs. N. Colorado	*of	3	2	2	5	0	0	1	0	0	1	0	0-0	2	0	0
2/15	vs. N. Colorado	*of	3	1	1	0	0	0	0	0	0	0	0	0-0	2	1	0
2/15	vs. UCSB	*of	3	1	0	0	0	0	0	0	0	0	1	1-1	4	1	0
2/16	vs. UCSB	*of	3	0	0	0	0	0	0	1	0	0	1	0-0	2	0	0
2/20	vs. UC Riverside	*of	3	1	1	2	0	0	1	0	0	0	0	0-0	1	0	1
2/21	vs. Arizona St.	*of	2	0	1	0	0	0	0	0	0	0	1	0-0	1	0	0
2/22	vs. Missouri	*of	3	0	0	0	0	0	0	0	0	0	2	0-0	3	0	0
2/22	vs. San Diego	*of	3	0	1	3	1	0	0	1	0	0	0	0-0	0	0	0
2/23	vs. California	*of	1	0	0	0	0	0	0	2	0	0	0	0-0	4	0	0
2/28	vs. La Salle	*of	3	2	1	0	0	0	0	1	0	0	1	0-0	2	0	0
2/28	vs. N. Colorado	*of	4	1	3	2	0	0	1	0	0	0	0	1-1	0	0	0
2/29	vs. La Salle	*of	2	1	0	1	0	0	0	1	0	1	0	0-0	1	1	0
2/29	vs. S. Dakota	*of	4	0	1	1	0	0	0	0	0	0	0	0-0	0	0	0
3/1	vs. N. Colorado	*of	3	0	0	0	0	0	0	0	0	0	0	0-0	0	0	0
3/1	vs. S. Dakota	*of	4	1	1	2	0	0	1	0	0	0	0	0-0	2	0	0
3/6	vs. Texas Southern	*of	1	0	0	0	0	0	0	2	0	0	0	0-0	1	0	0
3/7	vs. Texas Southern	*of	3	1	2	1	1	0	0	1	0	0	0	0-0	1	0	0
3/7	vs. Liberty	*of	3	1	1	0	0	0	0	0	0	0	1	0-0	1	0	0
3/8	at Texas	*of	2	0	0	0	0	0	0	0	0	0	1	0-0	2	0	0
3/8	vs. Liberty	*of	2	0	1	1	0	0	0	0	0	0	0	0-0	4	0	0
3/11	at NM State	*of	2	1	1	0	1	0	0	0	1	0	0	0-0	0	0	0
			26	72	16	22	24	4	0	7	12	1	3	11	2-2	50	3	1

MARTINEZ'S GAME-BY-GAME STATISTICS

2020 - Freshman

Date	Opponent	GS	AB	R	H	RBI	2B	3B	HR	BB	HBP	SF	K	SB-A	PO	A	E
2/7	vs. Weber State	*of	2	1	0	0	0	0	0	2	0	0	1	0-0	3	0	0
2/7	vs. Stanford	*of	3	0	1	1	0	0	0	1	0	0	0	0-0	0	0	0
2/8	vs. Stanford	*of	3	0	1	0	0	0	0	0	0	0	0	0-0	1	0	0
2/8	at Grand Canyon	*of	2	1	0	0	0	0	0	2	0	0	0	1-1	1	0	0
2/9	at Grand Canyon	*of	3	2	3	2	0	0	1	1	0	0	0	1-1	1	0	0
2/14	vs. N. Colorado	*of	3	3	3	1	1	0	0	1	0	0	0	0-0	0	0	0
2/15	vs. N. Colorado	*of	3	2	2	2	0	0	1	1	0	0	0	0-0	0	0	0
2/15	vs. UCSB	*of	2	0	0	0	0	0	0	1	0	0	0	0-0	1	0	0
2/16	vs. UCSB	*of	3	0	0	0	0	0	0	1	0	0	0	0-0	1	0	0
2/20	vs. UC Riverside	*of	2	0	0	0	0	0	0	1	0	0	2	1-1	0	0	0
2/21	vs. Arizona St.	*of	2	0	1	0	0	0	0	0	0	0	0	0-0	1	0	0
2/22	vs. Missouri	*of	2	0	0	0	0	0	0	1	0	0	2	0-0	0	0	0
2/22	vs. San Diego	*of	1	1	0	0	0	0	0	1	0	0	1	0-0	0	0	0

2/23	vs. California	*of	1	0	0	0	0	0	0	1	1	0	0	1-1	0	0	0
2/28	vs. La Salle	*of	4	1	1	0	0	0	0	0	0	0	1	1-1	4	0	0
2/28	vs. N. Colorado	*of	3	0	0	0	0	0	0	1	0	0	2	0-0	2	0	0
2/29	vs. La Salle	*of	2	0	0	1	0	0	0	2	0	0	0	0-0	1	0	0
2/29	vs. S. Dakota	*of	3	1	2	2	1	0	0	1	0	0	1	0-0	1	0	0
3/1	vs. N. Colorado	*of	3	0	2	1	2	0	0	0	0	0	0	0-0	3	0	0
3/1	vs. S. Dakota	*of	4	0	2	2	1	0	0	0	0	0	0	0-0	4	0	0
3/6	vs. Texas Southern	*of	3	0	0	0	0	0	0	1	0	0	2	0-0	1	0	0
3/7	vs. Texas Southern	*of	3	1	1	2	0	0	0	1	0	0	0	0-0	0	0	0
3/7	vs. Liberty	*of	3	0	0	0	0	0	0	0	0	0	0	0-0	1	0	0
3/8	at Texas	*of	3	0	0	0	0	0	0	0	0	0	2	0-0	3	0	2
3/8	vs. Liberty	*of	3	0	0	0	0	0	0	0	0	0	0	0-0	1	1	0
3/11	at NM State	*of	4	0	1	0	0	0	0	0	0	0	1	0-0	1	0	0
			26	70	13	20	14	5	0	2	20	1	0	15	5-5	31	1	2

O'GRADY'S GAME-BY-GAME STATISTICS

2020 - Senior

Date	Opponent	GS	AB	R	H	RBI	2B	3B	HR	BB	HBP	SF	K	SB-A	PO	A	E
2/7	vs. Weber State	*ss	2	0	1	0	1	0	0	2	0	0	0	0-0	2	4	0
2/7	vs. Stanford	*ss	4	2	1	2	1	0	0	1	0	0	1	0-0	0	5	0
2/8	vs. Stanford	*ss	2	0	0	0	0	0	0	1	0	0	1	0-0	3	1	0
2/8	at Grand Canyon	*ss	2	1	1	0	1	0	0	1	1	0	0	0-0	1	3	0
2/9	at Grand Canyon	*ss	4	0	0	0	0	0	0	0	0	0	1	0-0	2	1	1
2/14	vs. N. Colorado	*ss	3	2	2	1	1	0	0	1	0	0	0	0-0	1	0	0
2/15	vs. N. Colorado	*ss	4	2	3	1	2	0	0	0	0	0	0	0-0	5	4	0
2/15	vs. UCSB	*ss	3	2	2	3	1	0	1	0	0	0	0	0-0	1	3	0
2/16	vs. UCSB	*ss	2	0	1	1	1	0	0	1	1	0	0	0-0	1	0	0
2/20	vs. UC Riverside	*ss	3	1	1	1	1	0	0	1	0	0	0	0-0	4	1	0
2/28	vs. N. Colorado	*ss	3	1	2	1	1	0	0	0	1	0	0	0-0	1	3	1
2/29	vs. La Salle	*ss	2	4	2	4	0	0	1	2	0	0	0	0-0	1	0	0
2/29	vs. S. Dakota	*ss	3	1	0	0	0	0	0	1	0	0	0	0-0	2	3	0
3/1	vs. N. Colorado	*ss	3	1	1	1	1	0	0	0	0	0	1	0-0	3	3	1
3/1	vs. S. Dakota	*ss	3	1	2	1	1	0	0	0	0	1	0	0-0	1	0	0
3/6	vs. Texas Southern	*ss	4	0	1	0	0	0	0	0	0	0	0	0-0	1	2	0
3/7	vs. Texas Southern	*ss	4	1	0	0	0	0	0	1	0	0	0	0-0	0	1	0
3/7	vs. Liberty	*ss	4	0	0	0	0	0	0	0	0	0	1	0-0	0	2	0
3/8	at Texas	*ss	3	0	0	0	0	0	0	0	0	0	1	0-0	1	0	1
3/8	vs. Liberty	*ss	3	1	2	0	2	0	0	0	0	0	0	0-0	0	2	0
3/11	at NM State	*ss	2	0	0	0	0	0	0	1	1	0	0	0-0	1	1	0
			26	76	22	27	20	15	0	2	16	4	1	10	0-0	39	45	4

2019 - Junior

Date	Opponent	GS	AB	R	H	RBI	2B	3B	HR	BB	HBP	SF	K	SB-A	PO	A	E
2/7	vs. Weber State	*ss	2	0	1	0	1	0	0	2	0	0	0	0-0	2	4	0
2/7	vs. Stanford	*ss	4	2	1	2	1	0	0	1	0	0	1	0-0	0	5	0
2/8	vs. Stanford	*ss	2	0	0	0	0	0	0	1	0	0	1	0-0	3	1	0
2/8	at Grand Canyon	*ss	2	1	1	0	1	0	0	1	1	0	0	0-0	1	3	0
2/9	at Grand Canyon	*ss	4	0	0	0	0	0	0	0	0	0	1	0-0	2	1	1
2/14	vs. N. Colorado	*ss	3	2	2	1	1	0	0	1	0	0	0	0-0	1	0	0
2/15	vs. N. Colorado	*ss	4	2	3	1	2	0	0	0	0	0	0	0-0	5	4	0
2/15	vs. UCSB	*ss	3	2	2	3	1	0	1	0	0	0	0	0-0	1	3	0
2/16	vs. UCSB	*ss	2	0	1	1	1	0	0	1	1	0	0	0-0	1	0	0
2/20	vs. UC Riverside	*ss	3	1	1	1	1	0	0	1	0	0	0	0-0	4	1	0
2/28	vs. N. Colorado	*ss	3	1	2	1	1	0	0	0	1	0	0	0-0	1	3	1
2/29	vs. La Salle	*ss	2	4	2	4	0	0	1	2	0	0	0	0-0	1	0	0
2/29	vs. S. Dakota	*ss	3	1	0	0	0	0	0	1	0	0	0	0-0	2	3	0
3/1	vs. N. Colorado	*ss	3	1	1	1	1	0	0	0	0	0	1	0-0	3	3	1
3/1	vs. S. Dakota	*ss	3	1	2	1	1	0	0	0	0	1	0	0-0	1	0	0
3/6	vs. Texas Southern	*ss	4	0	1	0	0	0	0	0	0	0	0	0-0	1	2	0
3/7	vs. Texas Southern	*ss	4	1	0	0	0	0	0	1	0	0	0	0-0	0	1	0
3/7	vs. Liberty	*ss	4	0	0	0	0	0	0	0	0	0	1	0-0	0	2	0
3/8	at Texas	*ss	3	0	0	0	0	0	0	0	0	0	1	0-0	1	0	1
3/8	vs. Liberty	*ss	3	1	2	0	2	0	0	0	0	0	0	0-0	0	2	0
3/11	at NM State	*ss	2	0	0	0	0	0	0	1	1	0	0	0-0	1	1	0
			26	76	22	27	20	15	0	2	16	4	1	10	0-0	39	45	4

2018 - Sophomore

Date	Opponent	GS	AB	R	H	RBI	2B	3B	HR	BB	HBP	SF	K	SB-A	PO	A	E
2/7	vs. Weber State	*ss	2	0	1	0	1	0	0	2	0	0	0	0-0	2	4	0
2/7	vs. Stanford	*ss	4	2	1	2	1	0	0	1	0	0	1	0-0	0	5	0
2/8	vs. Stanford	*ss	2	0	0	0	0	0	0	1	0	0	1	0-0	3	1	0
2/8	at Grand Canyon	*ss	2	1	1	0	1	0	0	1	1	0	0	0-0	1	3	0
2/9	at Grand Canyon	*ss	4	0	0	0	0	0	0	0	0	0	1	0-0	2	1	1
2/14	vs. N. Colorado	*ss	3	2	2	1	1	0	0	1	0	0	0	0-0	1	0	0
2/15	vs. N. Colorado	*ss	4	2	3	1	2	0	0	0	0	0	0	0-0	5	4	0
2/15	vs. UCSB	*ss	3	2	2	3	1	0	1	0	0	0	0	0-0	1	3	0
2/16	vs. UCSB	*ss	2	0	1	1	1	0	0	1	1	0	0	0-0	1	0	0
2/20	vs. UC Riverside	*ss	3	1	1	1	1	0	0	1	0	0	0	0-0	4	1	0
2/28	vs. N. Colorado	*ss	3	1	2	1	1	0	0	0	1	0	0	0-0	1	3	1
2/29	vs. La Salle	*ss	2	4	2	4	0	0	1	2	0	0	0	0-0	1	0	0
2/29	vs. S. Dakota	*ss	3	1	0	0	0	0	0	1	0	0	0	0-0	2	3	0
3/1	vs. N. Colorado	*ss	3	1	1	1	1	0	0	0	0	0	1	0-0	3	3	1
3/1	vs. S. Dakota	*ss	3	1	2	1	1	0	0	0	0	1	0	0-0	1	0	0
3/6	vs. Texas Southern	*ss	4	0	1	0	0	0	0	0	0	0	0	0-0	1	2	0
3/7	vs. Texas Southern	*ss	4	1	0	0	0	0	0	1	0	0	0	0-0	0	1	0
3/7	vs. Liberty	*ss	4	0	0	0	0	0	0	0	0	0	1	0-0	0	2	0
3/8	at Texas	*ss	3	0	0	0	0	0	0	0	0	0	1	0-0	1	0	1
3/8	vs. Liberty	*ss	3	1	2	0	2	0	0	0	0	0	0	0-0	0	2	0
3/11	at NM State	*ss	2	0	0	0	0	0	0	1	1	0	0	0-0	1	1	0
			26	76	22	27	20	15	0	2	16	4	1	10	0-0	39	45	4

2017 - Freshman

Date	Opponent	GS	AB	R	H	RBI	2B	3B	HR	BB	HBP	SF	K	SB-A	PO	A	E
2/7	vs. Weber State	*ss	2	0	1	0	1	0	0	2	0	0	0	0-0	2	4	0
2/7	vs. Stanford	*ss	4	2	1	2	1	0	0	1	0	0	1	0-0	0	5	0
2/8	vs. Stanford	*ss	2	0	0	0	0	0	0	1	0	0	1	0-0	3	1	0
2/8	at Grand Canyon	*ss	2	1	1	0	1	0	0	1	1	0	0	0-0	1	3	0
2/9	at Grand Canyon	*ss	4	0	0	0	0	0	0	0	0	0	1	0-0	2	1	1
2/14	vs. N. Colorado	*ss	3	2	2	1	1	0	0	1	0	0	0	0-0	1	0	0
2/15	vs. N. Colorado	*ss	4	2	3	1	2	0	0	0	0	0	0	0-0	5	4	0
2/15	vs. UCSB	*ss	3	2	2	3	1	0	1	0	0	0	0	0-0	1	3	0
2/16	vs. UCSB	*ss	2	0	1	1	1	0	0	1	1	0	0	0-0	1	0	0
2/20	vs. UC Riverside	*ss	3	1	1	1	1	0	0	1	0	0	0	0-0	4	1	0
2/28	vs. N. Colorado	*ss	3	1	2	1	1	0	0	0	1	0	0	0-0	1	3	1
2/29	vs. La Salle	*ss	2	4	2	4	0	0	1	2	0	0	0	0-0	1	0	0
2/29	vs. S. Dakota	*ss	3	1	0	0	0	0	0	1	0	0	0	0-0	2	3	0
3/1	vs. N. Colorado	*ss	3	1	1	1	1	0	0	0	0	0	1	0-0	3	3	1
3/1	vs. S. Dakota	*ss	3	1	2	1	1	0	0	0	0	1	0	0-0	1	0	0
3/6	vs. Texas Southern	*ss	4	0	1	0	0	0	0	0	0	0	0	0-0	1	2	0
3/7	vs. Texas Southern	*ss	4	1	0	0	0	0	0	1	0	0	0	0-0	0	1	0
3/7	vs. Liberty	*ss	4	0	0	0	0	0	0	0	0	0	1	0-0	0	2	0
3/8	at Texas	*ss	3	0	0	0	0	0	0	0	0	0	1	0-0	1	0	1
3/8	vs. Liberty	*ss	3	1	2	0	2	0	0	0	0	0	0	0-0	0	2	0
3/11	at NM State	*ss	2	0	0	0	0	0	0	1	1	0	0	0-0	1	1	0
			26	76	22	27	20	15	0	2	16	4	1	10	0-0	39	45	4

ROMERO'S GAME-BY-GAME STATISTICS

2020 - Sophomore

Date	Opponent	GS	AB	R	H	RBI	2B	3B	HR	BB	HBP	SF	K	SB-A	PO	A	E
2/7	vs. Weber State	ph	1	0	0	0	0	0	0	0	0	0	0	0-0	0	0	0
2/8	vs. Stanford	*c	2	0	0	0	0	0	0	0	0	0	0	0-0	1	0	0
2/9	at Grand Canyon	ph	1	0	0	0	0	0	0	0	0	0	0	0-0	0	0	0
2/15	vs. UCSB	*c	1	1	1	2	1	0	0	0	0	1	0	0-0	2	0	0
2/16	vs. UCSB	*c	3	1	2	1	0	0	0	0	0	0	0	0-0	0	0	0
2/20	vs. UC Riverside	*c	3	0	0	0	0	0	0	0	0	0	1	0-0	3	0	0
2/22	vs. San Diego	*c	3	0	0	0	0	0	0	0	0	0	1	0-0	6	1	0
2/23	vs. California	ph	1	1	0	0	0	0	0	0	0	0	0	0-0	0	0	0
2/28	vs. N. Colorado	*c	3	0	1	0	0	0	0	1	0	0	0	0-0	8	0	0
2/29	vs. S. Dakota	*c	3	0	0	0	0	0	0	0	0	0	0	0-0	4	1	0
3/1	vs. N. Colorado	*c	3	1	1	0	1	0	0	0	0	0	0	0-0	1	0	0
3/1	vs. S. Dakota	*dh	3	0	2	0	0	0	0	0	0	0	0	0-0	0	0	0
3/6	vs. Texas Southern	*c	3	0	0	0	0	0	0	0	0	0	2	0-0	7	0	0
3/8	at Texas	*c	0	0	0	0	0	0	0	0	0	0	0	0-0	1	0	1
3/8	vs. Liberty	*c	2	0	0	0	0	0	0	0	0	0	0	0-0	2	0	0
			12	32	4	7	3	2	0	0	1	0	1	4	0-0	35	2	1

2019 - Freshman

Date	Opponent	GS	AB	R	H	RBI	2B	3B	HR	BB	HBP	SF	K	SB-A	PO	A	E
2/7	vs. Weber State	*ss	2	0	1	0	1	0	0	2	0	0	0	0-0	2	4	0
2/7	vs. Stanford	*ss	4	2	1	2	1	0	0	1	0	0	1	0-0	0	5	0
2/8	vs. Stanford	*ss	2	0	0	0	0	0	0	1	0	0	1	0-0	3	1	0
2/8	at Grand Canyon	*ss	2	1	1	0	1	0	0	1	1	0	0	0-0	1	3	0
2/9	at Grand Canyon	*ss	4	0	0	0	0	0	0	0	0	0	1	0-0	2	1	1
2/14	vs. N. Colorado	*ss	3	2	2	1	1	0	0	1	0	0	0	0-0	1	0	0
2/15	vs. N. Colorado	*ss	4	2	3	1	2	0	0	0	0	0	0	0-0	5	4	0
2/15	vs. UCSB	*ss	3	2	2	3	1	0	1	0	0	0	0	0-0	1	3	0
2/16	vs. UCSB	*ss	2	0	1	1	1	0	0	1	1	0	0	0-0	1	0	0
2/20	vs. UC Riverside	*ss	3	1	1	1	1	0	0	1	0	0	0	0-0	4	1	0
2/28	vs. N. Colorado	*ss	3	1	2	1	1	0	0	0	1	0	0	0-0	1	3	1
2/29	vs. La Salle	*ss	2	4	2	4	0	0	1	2	0	0	0	0-0	1	0	0
2/29	vs. S. Dakota	*ss	3	1	0	0	0	0	0	1	0	0	0	0-0	2	3	0
3/1	vs. N. Colorado	*ss	3	1	1	1	1	0	0	0	0	0	1	0-0	3	3	1
3/1	vs. S. Dakota	*ss	3	1	2	1	1	0	0	0	0	1	0	0-0	1	0	0
3/6	vs. Texas Southern	*ss	4	0	1	0	0	0	0	0	0	0	0	0-0	1	2	0
3/7	vs. Texas Southern	*ss	4	1	0	0	0	0	0	1	0	0	0	0-0	0	1	0
3/7	vs. Liberty	*ss	4	0	0	0	0	0	0	0	0	0	1	0-0	0	2	0
3/8	at Texas	*ss	3	0	0	0	0	0	0	0	0	0	1	0-0	1	0	1
3/8	vs. Liberty	*ss	3	1	2	0	2	0	0	0	0	0	0	0-0	0	2	0
3/11	at NM State	*ss	2	0	0	0	0	0	0	1	1	0	0	0-0	1	1	0
			26	76	22	27	20	15	0	2	16	4	1	10	0-0	39	45	4

SANCHEZ'S GAME-BY GAME STATISTICS

2020 - Freshman

Date	Opponent	GS	IP	H	R	ER	BB	K	WP	PO	A	W/L	SV	NP
2/7	vs. Weber State		2.1	3	0	0	0	1	0	0	2	-	-	31
2/7	vs. Stanford		1.0	3	3	3	1	1	0	0	0	L	-	38
2/8	vs. Stanford	*	7.0	4	0	0	3	1	0	2	1	W	-	86
2/9	at Grand Canyon		2.0	1	2	1	2	1	0	0	0	L	-	36
2/15	vs. N. Colorado	*	2.0	5	2	2	0	0	0	0	1	-	-	19
2/16	vs. UCSB		0.2	0	0	0	0	0	0	0	0	-	-	5
2/20	vs. UC Riverside		2.2	2	0	0	2	1	0	1	1	-	1	39
2/22	vs. Missouri	*	2.0	4	5	5	3	0	0	0	0	L	-	52
2/23	vs. California		1.1	0	0	0	0	0	0	0	1	-	-	11
2/28	vs. La Salle		1.0	1	0	0	0	0	0	0	0	-	-	9
2/29	vs. La Salle	*	2.1	5	1	0	2	1	1	0	2	-	-	47
3/1	vs. N. Colorado		5.0	7	3	3	3	0	0	0	1	-	-	72
3/6	vs. Texas Southern		2.0	3	2	1	3	0	0	0	0	-	-	43
3/7	vs. Liberty		0.2	3	3	2	1	1	0	0	0	-	-	31
3/8	at Texas	*	0.1	1	2	1	3	0	0	0	0	L	-	22
3/8	vs. Liberty		0.1	5	3	3	0	0	0	0	0	-	-	15
		5	32.2	47	26	21	23	7	1	3	9	1-4	1	556

TUCK'S GAME-BY-GAME STATISTICS

2020 - Sophomore

Date	Opponent	GS	AB	R	H	RBI	2B	3B	HR	BB	HBP	SF	K	SB-A	PO	A	E
2/7	vs. Stanford	ph	1	0	0	0	0	0	0	0	0	0	1	0-0	0	0	0
2/8	vs. Stanford	*1b	2	0	0	0	0	0	0	0	0	0	0	0-0	6	0	0

2/8	at Grand Canyon	*1b	4	1	1	0	0	0	0	0	0	0	0	0-0	9	0	0
2/9	at Grand Canyon	*1b	3	0	0	0	0	0	0	0	0	0	1	0-0	3	0	0
2/14	vs. N. Colorado	*1b	2	0	2	2	0	0	0	0	0	1	0	0-0	3	0	0
2/15	vs. N. Colorado	*1b	2	0	1	0	1	0	0	1	0	0	0	1-1	7	1	0
2/16	vs. UCSB	ph	1	0	1	0	0	0	0	0	0	0	0	0-0	0	0	0
2/21	vs. Arizona St.	*1b	2	0	1	0	0	0	0	0	0	0	1	0-0	3	0	0
2/22	vs. Missouri	*1b	3	0	1	0	0	0	0	0	0	0	0	0-0	4	0	0
2/22	vs. San Diego	*1b	3	0	1	0	0	0	0	0	0	0	0	0-0	10	0	0
2/23	vs. California	*dh	3	0	0	0	0	0	0	0	0	0	0	0-0	0	0	0
2/28	vs.La Salle	*dh	3	0	0	1	0	0	0	0	0	1	0	0-0	0	0	0
3/1	vs. N. Colorado	*1b	2	0	0	0	0	0	0	0	0	0	0	0-0	11	0	0
3/6	vs. Texas Southern	*1b	3	0	0	0	0	0	0	0	0	0	2	0-0	7	0	0
3/8	vs. Liberty	*dh	2	0	0	0	0	0	0	0	0	0	0	0-0	0	0	0
3/11	at NM State	*1b	2	0	0	1	0	0	0	0	0	1	0	0-0	6	0	0
			14	38	1	8	4	1	0	0	1	0	3	5	1-1	69	1	0

2019 - Freshman (at Towson)

Date	Opponent	GS	AB	R	H	RBI	2B	3B	HR	BB	HBP	SF	K	SB-A	PO	A	E
2/7	vs. Stanford	ph	1	0	0	0	0	0	0	0	0	0	1	0-0	0	0	0
2/8	vs. Stanford	*1b	2	0	0	0	0	0	0	0	0	0	0	0-0	6	0	0
2/8	at Grand Canyon	*1b	4	1	1	0	0	0	0	0	0	0	0	0-0	9	0	0
2/9	at Grand Canyon	*1b	3	0	0	0	0	0	0	0	0	0	1	0-0	3	0	0
2/14	vs. N. Colorado	*1b	2	0	2	2	0	0	0	0	0	1	0	0-0	3	0	0
2/15	vs. N. Colorado	*1b	2	0	1	0	1	0	0	1	0	0	0	1-1	7	1	0
2/16	vs. UCSB	ph	1	0	1	0	0	0	0	0	0	0	0	0-0	0	0	0
2/21	vs. Arizona St.	*1b	2	0	1	0	0	0	0	0	0	0	1	0-0	3	0	0
2/22	vs. Missouri	*1b	3	0	1	0	0	0	0	0	0	0	0	0-0	4	0	0
2/22	vs. San Diego	*1b	3	0	1	0	0	0	0	0	0	0	0	0-0	10	0	0
2/23	vs. California	*dh	3	0	0	0	0	0	0	0	0	0	0	0-0	0	0	0
2/28	vs.La Salle	*dh	3	0	0	1	0	0	0	0	0	1	0	0-0	0	0	0
3/1	vs. N. Colorado	*1b	2	0	0	0	0	0	0	0	0	0	0	0-0	11	0	0
3/6	vs. Texas Southern	*1b	3	0	0	0	0	0	0	0	0	0	2	0-0	7	0	0
3/8	vs. Liberty	*dh	2	0	0	0	0	0	0	0	0	0	0	0-0	0	0	0
3/11	at NM State	*1b	2	0	0	1	0	0	0	0	0	1	0	0-0	6	0	0
			14	38	1	8	4	1	0	0	1	0	3	5	1-1	69	1	0

WILMERT'S GAME-BY-GAME STATISTICS

2020 - Senior

Date	Opponent	GS	AB	R	H	RBI	2B	3B	HR	BB	HBP	SF	K	SB-A	PO	A	E
2/7	vs. Weber State	*c	0	0	0	0	0	0	0	2	0	0	0	0-0	3	1	0
2/7	vs. Stanford	*1b	3	0	0	1	0	0	0	0	1	0	2	0-0	8	0	0
2/9	at Grand Canyon	ph	1	0	1	1	0	0	0	0	0	0	0	0-0	0	0	0
2/14	vs. N. Colorado	*c	3	1	2	0	0	0	0	0	0	0	0	0-0	1	1	0
2/15	vs. N. Colorado	*dh	3	0	0	0	0	0	0	0	0	0	0	0-0	0	0	0
2/15	vs. UCSB	*1b	2	1	1	0	0	0	0	1	0	0	0	0-0	3	0	0
2/16	vs. UCSB	*1b	2	0	0	0	0	0	0	1	0	0	1	0-0	8	0	0
2/20	vs. UC Riverside	*1b	3	0	0	0	0	0	0	0	0	0	1	0-0	7	0	0
2/22	vs. Missouri	*c	3	0	0	0	0	0	0	0	0	0	1	0-0	5	1	0
2/23	vs. California	*1b	3	0	0	0	0	0	0	0	0	0	1	0-0	6	0	0
2/28	vs. La Salle	*c	3	1	2	1	1	0	0	0	0	1	0	0-0	0	0	0
2/29	vs. S. Dakota	*1b	2	1	1	1	0	0	0	1	0	1	1	0-0	12	0	1
3/1	vs. N. Colorado	*dh	3	1	1	1	0	0	1	0	0	0	0	0-0	0	0	0
3/1	vs. S. Dakota	*c	3	1	0	0	0	0	0	1	0	0	1	0-0	4	0	0
3/6	vs. Texas Southern	*dh	3	0	1	0	1	0	0	0	0	0	1	0-0	0	0	0
3/7	vs. Texas Southern	ph/c	1	0	0	0	0	0	0	0	0	0	0	0-0	0	0	0
3/7	vs. Liberty	*c	3	0	1	0	1	0	0	0	0	0	0	0-0	3	0	0
3/11	at NM State	*dh	2	0	1	1	0	0	0	1	0	0	1	0-0	0	0	0
			16	43	6	11	6	3	0	1	7	1	2	10	0-0	60	3	1

2019 - Junior

Date	Opponent	GS	AB	R	H	RBI	2B	3B	HR	BB	HBP	SF	K	SB-A	PO	A	E
2/7	vs. Weber State	*c	0	0	0	0	0	0	0	2	0	0	0	0-0	3	1	0
2/7	vs. Stanford	*1b	3	0	0	1	0	0	0	0	1	0	2	0-0	8	0	0
2/9	at Grand Canyon	ph	1	0	1	1	0	0	0	0	0	0	0	0-0	0	0	0
2/14	vs. N. Colorado	*c	3	1	2	0	0	0	0	0	0	0	0	0-0	1	1	0
2/15	vs. N. Colorado	*dh	3	0	0	0	0	0	0	0	0	0	0	0-0	0	0	0
2/15	vs. UCSB	*1b	2	1	1	0	0	0	0	1	0	0	0	0-0	3	0	0
2/16	vs. UCSB	*1b	2	0	0	0	0	0	0	1	0	0	1	0-0	8	0	0
2/20	vs. UC Riverside	*1b	3	0	0	0	0	0	0	0	0	0	1	0-0	7	0	0
2/22	vs. Missouri	*c	3	0	0	0	0	0	0	0	0	0	1	0-0	5	1	0
2/23	vs. California	*1b	3	0	0	0	0	0	0	0	0	0	1	0-0	6	0	0
2/28	vs. La Salle	*c	3	1	2	1	1	0	0	0	0	1	0	0-0	0	0	0
2/29	vs. S. Dakota	*1b	2	1	1	1	0	0	0	1	0	1	1	0-0	12	0	1
3/1	vs. N. Colorado	*dh	3	1	1	1	0	0	1	0	0	0	0	0-0	0	0	0
3/1	vs. S. Dakota	*c	3	1	0	0	0	0	0	1	0	0	1	0-0	4	0	0
3/6	vs. Texas Southern	*dh	3	0	1	0	1	0	0	0	0	0	1	0-0	0	0	0
3/7	vs. Texas Southern	ph/c	1	0	0	0	0	0	0	0	0	0	0	0-0	0	0	0
3/7	vs. Liberty	*c	3	0	1	0	1	0	0	0	0	0	0	0-0	3	0	0
3/11	at NM State	*dh	2	0	1	1	0	0	0	1	0	0	1	0-0	0	0	0
			16	43	6	11	6	3	0	1	7	1	2	10	0-0	60	3	1

2018 - Sophomore

Date	Opponent	GS	AB	R	H	RBI	2B	3B	HR	BB	HBP	SF	K	SB-A	PO	A	E
2/7	vs. Weber State	*c	0	0	0	0	0	0	0	2	0	0	0	0-0	3	1	0
2/7	vs. Stanford	*1b	3	0	0	1	0	0	0	0	1	0	2	0-0	8	0	0
2/9	at Grand Canyon	ph	1	0	1	1	0	0	0	0	0	0	0	0-0	0	0	0
2/14	vs. N. Colorado	*c	3	1	2	0	0	0	0	0	0	0	0	0-0	1	1	0
2/15	vs. N. Colorado	*dh	3	0	0	0	0	0	0	0	0	0	0	0-0	0	0	0
2/15	vs. UCSB	*1b	2	1	1	0	0	0	0	1	0	0	0	0-0	3	0	0
2/16	vs. UCSB	*1b	2	0	0	0	0	0	0	1	0	0	1	0-0	8	0	0
2/20	vs. UC Riverside	*1b	3	0	0	0	0	0	0	0	0	0	1	0-0	7	0	0
2/22	vs. Missouri	*c	3	0	0	0	0	0	0	0	0	0	1	0-0	5	1	0
2/23	vs. California	*1b	3	0	0	0	0	0	0	0	0	0	1	0-0	6	0	0
2/28	vs. La Salle	*c	3	1	2	1	1	0	0	0	0	1	0	0-0	0	0	0
2/29	vs. S. Dakota	*1b	2	1	1	1	0	0	0	1	0	1	1	0-0	12	0	1
3/1	vs. N. Colorado	*dh	3	1	1	1	0	0	1	0	0	0	0	0-0	0	0	0
3/1	vs. S. Dakota	*c	3	1	0	0	0	0	0	1	0	0	1	0-0	4	0	0
3/6	vs. Texas Southern	*dh	3	0	1	0	1	0	0	0	0	0	1	0-0	0	0	0
3/7	vs. Texas Southern	ph/c	1	0	0	0	0	0	0	0	0	0	0	0-0	0	0	0
3/7	vs. Liberty	*c	3	0	1	0	1	0	0	0	0	0	0	0-0	3	0	0
3/11	at NM State	*dh	2	0	1	1	0	0	0	1	0	0	1	0-0	0	0	0
			16	43	6	11	6	3	0	1	7	1	2	10	0-0	60	3	1

2017 - Freshman

Date	Opponent	GS	AB	R	H	RBI	2B	3B	HR	BB	HBP	SF	K	SB-A	PO	A	E
2/7	vs. Weber State	*c	0	0	0	0	0	0	0	2	0	0	0	0-0	3	1	0
2/7	vs. Stanford	*1b	3	0	0	1	0	0	0	0	1	0	2	0-0	8	0	0
2/9	at Grand Canyon	ph	1	0	1	1	0	0	0	0	0	0	0	0-0	0	0	0
2/14	vs. N. Colorado	*c	3	1	2	0	0	0	0	0	0	0	0	0-0	1	1	0
2/15	vs. N. Colorado	*dh	3	0	0	0	0	0	0	0	0	0	0	0-0	0	0	0
2/15	vs. UCSB	*1b	2	1	1	0	0	0	0	1	0	0	0	0-0	3	0	0
2/16	vs. UCSB	*1b	2	0	0	0	0	0	0	1	0	0	1	0-0	8	0	0
2/20	vs. UC Riverside	*1b	3	0	0	0	0	0	0	0	0	0	1	0-0	7	0	0
2/22	vs. Missouri	*c	3	0	0	0	0	0	0	0	0	0	1	0-0	5	1	0
2/23	vs. California	*1b	3	0	0	0	0	0	0	0	0	0	1	0-0	6	0	0
2/28	vs. La Salle	*c	3	1	2	1	1	0	0	0	0	1	0	0-0	0	0	0
2/29	vs. S. Dakota	*1b	2	1	1	1	0	0	0	1	0	1	1	0-0	12	0	1
3/1	vs. N. Colorado	*dh	3	1	1	1	0	0	1	0	0	0	0	0-0	0	0	0
3/1	vs. S. Dakota	*c	3	1	0	0	0	0	0	1	0	0	1	0-0	4	0	0
3/6	vs. Texas Southern	*dh	3	0	1	0	1	0	0	0	0	0	1	0-0	0	0	0
3/7	vs. Texas Southern	ph/c	1	0	0	0	0	0	0	0	0	0	0	0-0	0	0	0
3/7	vs. Liberty	*c	3	0	1	0	1	0	0	0	0	0	0	0-0	3	0	0
3/11	at NM State	*dh	2	0	1	1	0	0	0	1	0	0	1	0-0	0	0	0
			16	43	6	11	6	3	0	1	7	1	2	10	0-0	60	3	1

YOUNG'S GAME-BY-GAME STATISTICS

2020 - Junior

Date	Opponent	GS	AB	R	H	RBI	2B	3B	HR	BB	HBP	SF	K	SB-A	PO	A	E
2/7	vs. Weber State	*of	3	0	1	0	0	0	0	0	0	0	1	0-0	0	0	0
2/7	vs. Stanford	*of	3	1	1	0	0	0	0	1	0	0	1	0-0	1	0	0
2/8	vs. Stanford	*of	2	0	0	0	0	0	0	0	0	0	0	0-0	4	0	0
2/8	at Grand Canyon	*of	2	1	0	0	0	0	0	1	0	0	2	0-0	1	0	0
2/14	vs. N. Colorado	*of	2	1	0	0	0	0	0	1	0	0	2	0-0	2	0	0
2/15	vs. N. Colorado	*of	3	0	0	0	0	0	0	0	0	0	0	0-0	2	0	0
2/15	vs. UCSB	*of	1	0	0	0	0	0	0	0	0	0	1	0-0	0	0	0
2/20	vs. UC Riverside	*of	3	2	2	2	0	0	1	0	0	0	1	0-0	2	0	0
2/21	vs. Arizona St.	*of	2	0	0	0	0	0	0	0	0	0	2	0-0	0	0	0
2/22	vs. Missouri	*of	2	0	0	0	0	0	0	0	0	0	1	0-0	1	0	0
2/22	vs. San Diego	*of	1	3	1	0	0	0	0	2	0	0	0	0-0	1	0	0
2/23	vs. California	*of	3	2	2	3	0	0	2	0	0	0	1	0-0	3	0	0
2/28	vs. La Salle	*of	3	1	0	0	0	0	0	0	0	0	1	0-0	2	0	0
2/28	vs. N. Colorado	*of	2	1	1	1	0	0	0	1	0	0	0	0-0	1	0	0
2/29	vs. La Salle	*of	2	2	1	1	0	0	0	2	0	0	1	0-0	0	0	0
2/29	vs. S. Dakota	*of	3	0	0	0	0	0	0	0	0	0	1	0-0	3	0	0
3/1	vs. N. Colorado	*of	3	0	0	0	0	0	0	0	0	0	1	0-0	0	0	0
3/1	vs. S. Dakota	*of	2	0	2	0	0	0	0	1	0	0	0	0-1	3	0	0
3/6	vs. Texas Southern	*of	2	0	1	0	0	0	0	1	0	0	1	0-0	0	0	0
3/7	vs. Texas Southern	*of	2	1	0	1	0	0	0	1	1	0	0	0-0	3	0	0
3/7	vs. Liberty	*of	3	0	1	0	0	0	0	0	0	0	0	0-0	1	0	0
3/8	at Texas	*of	2	0	0	0	0	0	0	0	0	0	1	0-0	1	0	0
3/8	vs. Liberty	*of	1	1	0	0	0	0	0	1	0	0	0	0-0	2	0	0
3/11	at NM State	*of	2	1	1	1	0	0	1	1	0	0	0	0-0	1	0	0
			24	54	17	14	9	0	0	4	13	1	0	18	0-1	34	0	0

2019 - Sophomore (at Arizona)

Date	Opponent	GS	AB	R	H	RBI	2B	3B	HR	BB	HBP	SF	K	SB-A	PO	A	E
2/7	vs. Weber State	*of	3	0	1	0	0	0	0	0	0	0	1	0-0	0	0	0
2/7	vs. Stanford	*of	3	1	1	0	0	0	0	1	0	0	1	0-0	1	0	0
2/8	vs. Stanford	*of	2	0	0	0	0	0	0	0	0	0	0	0-0	4	0	0
2/8	at Grand Canyon	*of	2	1	0	0	0	0	0	1	0	0	2	0-0	1	0	0
2/14	vs. N. Colorado	*of	2	1	0	0	0	0	0	1	0	0	2	0-0	2	0	0
2/15	vs. N. Colorado	*of	3	0	0	0	0	0	0	0	0	0	0	0-0	2	0	0
2/15	vs. UCSB	*of	1	0	0	0	0	0	0	0	0	0	1	0-0	0	0	0
2/20	vs. UC Riverside	*of	3	2	2	2	0	0	1	0	0	0	1	0-0	2	0	0
2/21	vs. Arizona St.	*of	2	0	0	0	0	0	0	0	0	0	2	0-0	0	0	0
2/22	vs. Missouri	*of	2	0	0	0	0	0	0	0	0	0	1	0-0	1	0	0
2/22	vs. San Diego	*of	1	3	1	0	0	0	0	2	0	0	0	0-0	1	0	0
2/23	vs. California	*of	3	2	2	3	0	0	2	0	0	0	1	0-0	3	0	0
2/28	vs. La Salle	*of	3	1	0	0	0	0	0	0	0	0	1	0-0	2	0	0
2/28	vs. N. Colorado	*of	2	1	1	1	0	0	0	1	0	0	0	0-0	1	0	0
2/29	vs. La Salle	*of	2	2	1	1	0	0	0	2	0	0	1	0-0	0	0	0
2/29	vs. S. Dakota	*of	3	0	0	0	0	0	0	0	0	0	1	0-0	3	0	0
3/1	vs. N. Colorado	*of	3	0	0	0	0	0	0	0	0	0	1	0-0	0	0	0
3/1	vs. S. Dakota	*of	2	0	2	0	0	0	0	1	0	0	0	0-1	3	0	0
3/6	vs. Texas Southern	*of	2	0	1	0	0	0	0	1	0	0	1	0-0	0	0	0
3/7	vs. Texas Southern	*of	2	1	0	1	0	0	0	1	1	0	0	0-0	3	0	0
3/7	vs. Liberty	*of	3	0	1	0	0	0	0	0	0	0	0	0-0	1	0	0
3/8	at Texas	*of	2	0	0	0	0	0	0	0	0	0	1	0-0	1	0	0
3/8	vs. Liberty	*of	1	1	0	0	0	0	0	1	0	0	0	0-0	2	0	0
3/11	at NM State	*of	2	1	1	1	0	0	1	1	0	0	0	0-0	1	0	0
			24	54	17	14	9	0	0	4	13	1	0	18	0-1	34	0	0

2018- Freshman (at Arizona)

Date	Opponent	GS	AB	R	H	RBI	2B	3B	HR	BB	HBP	SF	K	SB-A	PO	A	E
2/7	vs. Weber State	*of	3	0	1	0	0	0	0	0	0	0	1	0-0	0	0	0
2/7	vs. Stanford	*of	3	1	1	0	0	0	0	1	0	0	1	0-0	1	0	0
2/8	vs. Stanford	*of	2	0	0	0	0	0	0	0	0	0	0	0-0	4	0	0
2/8	at Grand Canyon	*of	2	1	0	0	0	0	0	1	0	0	2	0-0	1	0	0

2/14	vs. N. Colorado	*of	2	1	0	0	0	0	0	1	0	0	2	0-0	2	0	0
2/15	vs. N. Colorado	*of	3	0	0	0	0	0	0	0	0	0	0	0-0	2	0	0
2/15	vs. UCSB	*of	1	0	0	0	0	0	0	0	0	0	1	0-0	0	0	0
2/20	vs. UC Riverside	*of	3	2	2	2	0	0	1	0	0	0	1	0-0	2	0	0
2/21	vs. Arizona St.	*of	2	0	0	0	0	0	0	0	0	0	2	0-0	0	0	0
2/22	vs. Missouri	*of	2	0	0	0	0	0	0	0	0	0	1	0-0	1	0	0
2/22	vs. San Diego	*of	1	3	1	0	0	0	0	2	0	0	0	0-0	1	0	0
2/23	vs. California	*of	3	2	2	3	0	0	2	0	0	0	1	0-0	3	0	0
2/28	vs. La Salle	*of	3	1	0	0	0	0	0	0	0	0	1	0-0	2	0	0
2/28	vs. N. Colorado	*of	2	1	1	1	0	0	0	1	0	0	0	0-0	1	0	0
2/29	vs. La Salle	*of	2	2	1	1	0	0	0	2	0	0	1	0-0	0	0	0
2/29	vs. S. Dakota	*of	3	0	0	0	0	0	0	0	0	0	1	0-0	3	0	0
3/1	vs. N. Colorado	*of	3	0	0	0	0	0	0	0	0	0	1	0-0	0	0	0
3/1	vs. S. Dakota	*of	2	0	2	0	0	0	0	1	0	0	0	0-1	3	0	0
3/6	vs. Texas Southern	*of	2	0	1	0	0	0	0	1	0	0	1	0-0	0	0	0
3/7	vs. Texas Southern	*of	2	1	0	1	0	0	0	1	1	0	0	0-0	3	0	0
3/7	vs. Liberty	*of	3	0	1	0	0	0	0	0	0	0	0	0-0	1	0	0
3/8	at Texas	*of	2	0	0	0	0	0	0	0	0	0	1	0-0	1	0	0
3/8	vs. Liberty	*of	1	1	0	0	0	0	0	1	0	0	0	0-0	2	0	0
3/11	at NM State	*of	2	1	1	1	0	0	1	1	0	0	0	0-0	1	0	0
			24	54	17	14	9	0	0	4	13	1	0	18	0-1	34	0	0

32
LOBOS

BATTING

BATTING AVG. (min. 350 AB)

1. .356 - Mariah Rimmer (244-685) 2013-16
2. .350 - Jessica Garcia (193-552) 2009-12
3. .349 - Jasmine Casados (209-598) 2014-17
4. .344 - Heather Medearis (146-424) 1992, 94-95
5. .342 - Chelsea Johnson (174-509) 2015-18
   .342 - Danielle Cassara (222-649) 1997-00
7. .337 - Kelly Glass (242-719) 2000-03
8. .336 - Tammy Goff (192-572) 1978-81
9. .335 - Casey Coffman (208-620) 1993-96
   .335 - Lindsey Elcess (182-507) 2005-08

SLUGGING PCT. (min. 350 AB)

1. .668 - Stefanie Carramusa (458 AB) 2010-12
2. .627 - Jessica Garcia (552 AB) 2009-12
3. .603 - Chelsea Johnson (509 AB) 2015-2018
4. .576 - Lindsey Elcess (507 AB) 2005-08
5. .538 - Kathy Moore (626 AB) 1998-01
6. .537 - Jasmine Casados (598 AB) 2014-17
7. .535 - Danielle Cassara (649 AB) 1997-00
8. .528 - Mariah Rimmer (685 AB) 2013-16
9. .525 - Cameryn O'Grady (406 AB) 2017-20
10. .514 - Heather Medearis (424 AB) 1992, 94-95

ON BASE PCT. (min. 350 AB)

1. .446 - Kathy Moore (626 AB) 1998-01
2. .435 - Cameryn O'Grady (406 AB) 2017-20
3. .429 - Jasmine Casados (598 AB) 2014-17
4. .423 - Analise Rubalcava (515 AB) 2006-09
5. .422 - Lindsey Elcess (507 AB) 2005-08
6. .419 - Samantha Hughes (559 AB) 2006-09
7. .409 - Danielle Cassara (649 AB) 1997-00
   .409 - Heather Medearis (424 AB) 1992, 94-95
9. .403 - Chelsea Johnson (509 AB) 2015-2018
10. .395 - Wendy Beeghly (473 AB) 1988-91
    .395 - Katie Gilmore (513 AB) 2007-10
    .395 - Mariah Rimmer (513 AB) 2013-16

GAMES PLAYED

1. 233 Kathy Moore - 1998-01
2. 230 Marianna Fenelli - 1998-01
3. 224 Kelly Glass - 2000-03
4. 220 Brooke Chaffee - 1999-02
5. 219 Melissa Krolik - 1996-99
6. 217 Lainie Horne - 1997-00
7. 213 Danielle Cassara - 1997-00
8. 212 Cassie Chavez - 2002, 04-06
9. 209 Krissy Keene - 1998-01
   209 Rachael Wennekamp - 1998-01

AT BATS

1. 719 Kelly Glass - 2000-03
2. 685 Mariah Rimmer - 2013-16
3. 683 Marianna Fenelli - 1998-01
4. 649 Danielle Cassara - 1997-00
5. 642 Cassie Chavez - 2002, 04-06
6. 626 Kathy Moore - 1998-01
7. 625 Brooke Chaffee - 1999-02
   625 Ryanne Hodgins - 2004-07
9. 620 Casey Coffman - 1993-96
10. 606 Michala Erickson - 2014-17

RUNS

1. 149 Marianna Fenelli - 1998-01
2. 140 Mariah Rimmer - 2013-16
3. 136 Samantha Hughes - 2006-09
4. 119 Cassie Chavez - 2002, 04-06
5. 115 Stefanie Carramusa - 2010-12
6. 104 Kelly Glass - 2000-03
   104 Jasmine Casados - 2014-17
8. 103 Kathy Moore - 1998-01
9. 101 Michala Erickson - 2014-17
10. 100 Chelsea Anaya - 2011-14
    100 Shelbie Franc - 2014-17

HITS

1. 244 Mariah Rimmer - 2013-16
2. 242 Kelly Glass - 2000-03
3. 222 Danielle Cassara - 1997-00
4. 209 Jasmine Casados - 2014-17
5. 208 Casey Coffman - 1993-96
6. 194 Kathy Moore - 1998-01
7. 193 Jessica Garcia - 2009-12

Mariah Rimmer

8. 192 Tammy Goff - 1978-81
9. 191 Marianna Fenelli - 1998-01
10. 186 Marnie Hill - 1993-95, 97

DOUBLES

1. 48 Marianna Fenelli - 1998-01
2. 47 Danielle Cassara - 1997-00
3. 45 Jasmine Casados - 2014-17
4. 43 Cameryn O'Grady - 2017-20
   43 Cassie Chavez - 2002, 04-06
5. 41 Casey Coffman - 1993-96
6. 40 Mariah Rimmer - 2013-16
7. 36 Lainie Horne - 1997-00
   36 Lindsey Elcess - 2005-08
9. 35 Kathy Moore - 1998-01
   35 Katie Gilmore - 2007-10

TRIPLES

1. 15 Kathy Dyer - 1982, 84-86
2. 14 Michele Madrid - 1982-85
3. 11 Tammy Goff - 1978-81
4. 10 Jackie Van Hooydonk - 1995-97
   10 Sue Kragseth - 1980-81, 83-84
   10 Cheryl Shaw - 1978-80
7. 9 Mariah Rimmer - 2013-16
8. 8 Lainie Horne - 1997-00
   8 Suzanne Dow - 1995-98
   8 Angel Logreco - 1987-90
   8 Chelsea Anaya - 2011-14

HOME RUNS

1. 39 Stefanie Carramusa - 2010-12
2. 38 Jessica Garcia - 2009-12
3. 36 Kathy Moore - 1998-01
4. 34 Chelsea Johnson - 2015-2018
5. 28 Lindsey Elcess - 2005-08
6. 27 Cassie Chavez - 2002, 04-06
   27 Michala Erickson - 2014-17
8. 26 Danielle Cassara - 1997-00
9. 21 Jasmine Casados - 2014-17
10. 20 Mariah Rimmer - 2013-16

RUNS BATTED IN

1. 152 Jasmine Casados - 2014-17
2. 143 Danielle Cassara - 1997-00
3. 139 Chelsea Johnson - 2015-18
4. 132 Kathy Moore - 1998-01
5. 131 Jessica Garcia - 2009-12
6. 124 Mariah Rimmer - 2013-16
7. 116 Lindsey Elcess - 2005-08
8. 107 Stefanie Carramusa - 2010-12
9. 103 Brooke Chaffee - 1999-02
   103 Katie Gilmore - 2007-10

TOTAL BASES

1. 362 Mariah Rimmer - 2013-16
2. 347 Danielle Cassara - 1997-00
3. 346 Jessica Garcia - 2009-12
4. 337 Kathy Moore - 1998-01
5. 321 Jasmine Casados - 2014-17
6. 307 Chelsea Johnson - 2015-18
7. 306 Stefanie Carramusa - 2010-12
8. 292 Lindsey Elcess - 2005-08
9. 287 Michala Erickson - 2014-17
10. 263 Casey Coffman - 1993-96

WALKS

1. 150 Kathy Moore - 1998-01
2. 107 Marianna Fenelli - 1998-01
3. 90 Analise Rubalcava - 2006-09
4. 82 Cameryn O'Grady - 2017-20
5. 81 Samantha Hughes - 2006-09
6. 79 Jasmine Casados - 2014-17
7. 77 Sue Inman - 1983-86
8. 76 Wendy Beeghly - 1988-91
9. 72 Lainie Horne - 1997-00
10. 66 Katie Gilmore - 2007-10
    66 Brooke Chaffee - 1999-02
    66 Danielle Cassara - 1997-00
    66 Claire Miller - 1980-83

STOLEN BASES

1. 90 - Julie Garcia (90-103) 1989-92
2. 88 - Kelly Glass (88-106) 2000-03
3. 84 - Lauren Warner (84-100) 1996, 99-02
4. 74 - Terri Bailey (74-89) 1989-92
5. 71 - Jackie Van Hooydonk (71-81) 1995-97
6. 66 - Samantha Hughes (52-61) 2006-09
7. 64 - Mariah Rimmer (64-78) 2013-16
8. 59 - Sheila Blonigan (59-59) 1983-86
9. 51 - Tracy Vun Kannon (51-59) 1990-91
10. 44 - Liz Bogdanovic (44-51) 1986-89

PITCHING

EARNED RUN AVG. (min. 200 IP)

1. 1.08 - Dena Mullins (484.2 IP) 1992-93
2. 1.29 - Arlene Hernandez (432.1 IP) 1985-86
3. 1.41 - Allison Maney (595.2 IP) 1982-85
4. 1.45 - Tippy Borrego (565.0 IP) 1980-81
5. 1.65 - Arvita Higgins (272.0 IP) 1978-79
6. 1.69 - Nancy Campbell (281.2 IP) 1978-79
7. 2.17 - Stephanie Smith (539.0 IP) 1991-94
8. 2.33 - Chris DeFant (394.2 IP) 1987-90
9. 2.43 - Beth Unterbrink (236.2 IP) 1986-89
10. 2.54 - Katie Cramer (311.1 IP) 1990-91

FEWEST WALK ALLOWED/ 7 INNINGS (min. 200 IP)

1. 0.63 - Arlene Hernandez (432.1 IP) 1985-86
2. 0.82 - Danielle Cassara (479.0 IP) 1997-00
3. 1.37 - Katie Cramer (311.1 IP) 1990-91
4. 1.40 - Dena Mullins (484.2 IP) 1992-93
5. 1.44 - Kathy Moore (578.0 IP) 1998-01
6. 1.48 - Beth Unterbrink (236.2 IP) 1986-89
7. 1.49 - Arvita Higgins (272.0 IP) 1978-79
8. 1.52 - Allison Maney (595.2 IP) 1982-85

9. 1.53 - Amy Dumas ..... (658.0 IP) 2001-04
10. 1.61 - Hayley Punter ..... (299.2 IP) 2001-02

MOST STRIKEOUTS/7 INNINGS (min. 200 IP)

1. 5.90 - Ashley Perkins..... (269.1 IP) 2004-05
2. 5.78 - Dena Mullins ..... (484.2 IP) 1992-93
3. 5.43 - Arvita Higgins..... (272.0 IP) 1978-79
4. 5.33 - Hayley Punter ..... (299.2 IP) 2001-02
5. 5.24 - Tippy Borrego ..... (565.0 IP) 1980-81
6. 5.09 - Danielle Cassara ..... (479.0 IP) 1997-00
7. 5.02 - Iraina Ogas ..... (307.0 IP) 2003-04
8. 4.70 - Amy Dumas ..... (658.0 IP) 2001-04
9. 4.36 - Lauren Soles ..... (375.1 IP) 2013-16
10. 4.32 - Nancy Campbell ..... (281.2 IP) 1978-79

WINS

1. 54 - Allison Maney ..... (54-30) 1982-85
2. 51 - Danielle Cassara ..... (51-25) 1997-00
3. 50 - Kathy Moore ..... (50-38) 1998-01
   50 - Stephanie Smith ..... (50-29) 1991-94
5. 47 - Tippy Borrego ..... (47-30) 1980-81
6. 45 - Amy Dumas ..... (45-50) 2001-04
   45 - Dena Mullins ..... (45-27) 1992-93
8. 35 - Arlene Hernandez ..... (35-27) 1985-86
   35 - Kaela DeBroeck ..... (35-55) 2010-13
10. 32 - Chris DeFant ..... (32-31) 1987-90

SAVES

1. 17 ..... Krissy Fortner - 2015-2018
2. 8 ..... Kathy Moore - 1998-01
3. 6 ..... Iraina Ogas - 2003-04
4. 5 ..... Katie Cramer - 1990-91
5. 4 ..... Amy Dumas - 2001-04
6. 3 ..... Dejah Hatfield - 1996
7. 2 ..... Kaela DeBroeck - 2010-13
   2 ..... Carrie Sheehan - 2012-15
   2 ..... Hayley Punter - 2001-02
   2 ..... Ashley Perkins - 2004-05
   2 ..... Danielle Robertshaw - 1997-99
   2 ..... Marnie Hill - 1993-95,97
   2 ..... Stephanie Smith - 1991-94
   2 ..... Kelly Ninemire - 2007-08
   2 ..... Analise Rubalcava - 2006-09

APPEARANCES

1. 151 ..... Amy Dumas - 2001-04
2. 130 ..... Kaela DeBroeck - 2010-13
3 114 ..... Kathy Moore - 1998-01
4. 113 ..... Krissy Fortner - 2015-2018
5. 101 ..... Carrie Sheehan - 2012-15
6. 90 ..... Stephanie Smith - 1991-94
   90 ..... Lauren Soles - 2013-16
8. 89 ..... Danielle Cassara - 1997-00
9. 84 ..... Tess McPherson - 2014-17
10. 77 ..... Chris DeFant - 1987-90

GAMES STARTED

1. 101 ..... Amy Dumas - 2001-04
2. 86 ..... Kaela DeBroeck - 2010-13
3. 81 ..... Kathy Moore - 1998-01
   81 ..... Stephanie Smith - 1991-94
5. 77 ..... Danielle Cassara - 1997-00
6. 69 ..... Dena Mullins - 1992-93
7. 65 ..... Chris DeFant - 1987-90
8. 62 ..... Kelly Ninemire - 2007-08
9. 58 ..... Carrie Sheehan - 2012-15
10. 53 ..... Tess McPherson - 2014-17

COMPLETE GAMES

1. 69 ..... Stephanie Smith - 1991-94
2. 63 ..... Kathy Moore - 1998-01
3. 56 ..... Danielle Cassara - 1997-00
4. 54 ..... Dena Mullins - 1992-93
5. 46 ..... Amy Dumas - 2001-04
6. 40 ..... Chris DeFant - 1987-90
   40 ..... Kaela DeBroeck - 2010-13
8. 33 ..... Arvita Higgins - 1978-79
9. 32 ..... Katie Cramer - 1990-91
10. 30 ..... Kelly Ninemire - 2007-08

SHUTOUTS

1. 32 ..... Allison Maney - 1982-85
2. 25 ..... Dena Mullins - 1992-93
3. 22 ..... Danielle Cassara - 1997-00
4. 20 ..... Stephanie Smith - 1991-94
5. 19 ..... Arlene Hernandez - 1985-86
6. 15 ..... Amy Dumas - 2001-04
   15 ..... Chris DeFant - 1987-90
8. 11 ..... Kathy Moore - 1998-01
   11 ..... Beth Unterbrink - 1986-89
10. 10 ..... Katie Cramer - 1990-91

INNINGS PITCHED

1. 658.0 ..... Amy Dumas - 2001-04
2. 595.2 ..... Allison Maney - 1982-85
3. 578.0 ..... Kathy Moore - 1998-01
4. 565.0 ..... Tippy Borrego - 1980-81
5. 539.0 ..... Stephanie Smith - 1991-94
6. 524.0 ..... Kaela DeBroeck - 2010-13
7. 484.2 ..... Dena Mullins - 1992-93
8. 479.0 ..... Danielle Cassara - 1997-00
9. 432.1 ..... Arlene Hernandez - 1985-86
10. 394.2 ..... Chris DeFant - 1987-90



Amy Dumas

STRIKEOUTS

1. 442 ..... Amy Dumas - 2001-04
2. 423 ..... Tippy Borrego - 1980-81
3. 400 ..... Dena Mullins - 1992-93
4. 348 ..... Danielle Cassara - 1997-00
5. 336 ..... Allison Maney - 1982-85
6. 259 ..... Kaela DeBroeck - 2010-13
7. 234 ..... Stephanie Smith - 1991-94
   234 ..... Lauren Soles - 2013-16
9. 233 ..... Kathy Moore - 1998-01
10. 228 ..... Hayley Punter - 2001-02

BATTERS FACED

1. 2,523 ..... Kaela DeBroeck - 2010-13
2. 2,375 ..... Kathy Moore - 1998-01
3. 1,952 ..... Carrie Sheehan - 2012-15
4. 1,931 ..... Danielle Cassara - 1997-00
5. 1,846 ..... Amy Dumas - 2001-04
6. 1,824 ..... Lauren Soles - 2013-16
7. 1,487 ..... Kelly Ninemire - 2007-08
8. 1,396 ..... Janis Robinson - 1997-98
9. 1,370 ..... Tess McPherson - 2014-17
10. 1,256 ..... Jensen Main - 2017-18

FIELDING

FIELDING PCT. (min. 100 chances)

1. .995 - Jennifer Haley ..... (580-2-3) 1997
   .995 - Sandi Hinojos ..... (358-41-2) 1989-91, 93
3. .992 - Jordan Sjostrand ..... (732-27-7) 2012-14
4. .986 - Lindsey Elcess ..... (678-34-10) 2005-08
5. .985 - Tiffani Chambers ..... (606-110-11) 1999-02
   .985 - Lauren McCoy ..... (173-29-3) 2002
   .985 - Amy Minick ..... (525-57-9) 1986-89
8. .984 - Ashley Shartzer ..... (705-88-13) 2003-04
   .984 - Tiffany Bradley ..... (179-11-3) 2002-03
   .984 - Elena Cranmer.. (729-57-13) 2000-01, 03
   .984 - Naomi Tellez ..... (238-18-2) 2013-14

PUTOUTS

1. 1,153 ..... Ashley Shartzer - 2003-05
2. 1,047 ..... Jordan Sjostrand - 2012-14
3. 841 ..... Heather Medearis - 1992, 94-95
4. 729 ..... Elena Cranmer - 2000-01, 03
5. 706 ..... Karissa Haleman - 2013-16
5. 679 ..... Kim Korsak - 2001-04
6. 678 ..... Lindsey Elcess - 2005-08
7. 658 ..... Katie Gilmore - 2007-10
8. 614 ..... Danielle Cassara - 1997-00
9. 606 ..... Tiffani Chambers - 1999-02
10. 604 ..... Tracy Vun Kannon - 1990-91

ASSISTS

1. 501 ..... Michala Erickson - 2014-17
2. 500 ..... Cassie Chavez - 2002, 04-06
3. 451 ..... Brooke Chaffee - 1999-02
4. 436 ..... Marianna Fenelli - 1998-01
5. 391 ..... Tammy Goff - 1978-81
6. 371 ..... Wendy Beeghly - 1988-91
7. 347 ..... Jasmine Casados - 2014-17
8. 344 ..... Analise Rubalcava - 2006-09
9. 340 ..... Marnie Hill - 1993-95, 97
10. 338 ..... Rachael Wennekamp - 1998-01

MOST DOUBLE-PLAYS TURNED

1. 47 ..... Ashley Shartzer - 2003-05
2. 46 ..... Katie Gilmore - 2007-10
3. 36 ..... Jordan Sjostrand - 2012-14
4. 30 ..... Kristina Schmallen - 2005-06
5. 27 ..... Michala Erickson - 2014-17
6. 26 ..... Cristin Anderson - 2009-10
   26 ..... Chelsea Anaya - 2011-14
   26 ..... Karissa Haleman - 2013-16
9. 22 ..... Stefanie Carramusa - 2010-12
   22 ..... Lindsey Elcess - 2005-08

MOST CAUGHT-STEALING BY

1. 60 ..... Jessica Garcia - 2009-12
2. 39 ..... Amy Minick - 1986-89
3. 34 ..... Kaela DeBroeck - 2010-13
4. 28 ..... Liz Young - 2005-07
5. 27 ..... Kim Korsak - 2001-04
6. 26 ..... Erin Brandow - 2007-10
7. 21 ..... Karen Matteson - 1992-94
   21 ..... Sandi Hinojos - 1989-91, 93
9. 20 ..... Chelsea Johnson - 2015-18
10. 19 ..... Tess McPherson - 2014-17
    19 ..... Kelly Ninemire - 2007-08

BATTING

BATTING AVG. (min. 25 AB)

1. .448 - Jessica Garcia (81-181) 2012
2. .443 - Tammy Goff (51-115) 1978
2. .430 - Casey Coffman (68-158) 1996
3. .418 – Jessica Garcia (61-146) 2011
4. .414 - Willow Kalinen (29-70) 2014
5. .405 - Danielle Cassara (68-168) 1999
6. .401 - Heather Medearis (61-152) 1994
7. .400 - Danielle Castro (12-30) 2010
8. .398 - Jackie Van Hooydonk (70-176) 1997
9. .395 - Kristina Schmallen (62-157) 2006
10. .394 - Marnie Hill (52-132) 1994

SLUGGING PCT. (min. 25 AB)

1. .917 - Jessica Garica (181 AB) 2012
2. .831 - Stefanie Carramusa (183 AB) 2012
3. .816 - Chelsea Johnson (87 AB) 2016
4. .801 – Jessica Garcia (146 AB) 2011
5. .714 - Danielle Cassara (168 AB) 1999
6. .694 - Lisa Rodrigues (85 AB) 2015
7. .682 - Kristina Schmallen (157 AB) 2006
8 .677 - Lindsey Elcess (155 AB) 2006
9. .670 - Jackie Van Hooydonk (176 AB) 1997
10. .660 - Samantha Hughes (150 AB) 2009

ON BASE PCT. (min. 25 AB)

1. .519 - Analise Rubalcava (122 AB) 2007
2. .500 - Tammy Goff (115 AB) 1978
3. .495 - Kathy Moore (144 AB) 2001
4. .491 - Lisa Rodrigues (85 AB) 2015
5. .485 - Cameryn O'Grady (76 AB) 2020
6. .482 - Jessica Garica (181 AB) 2012
7. .480 - Jackie Van Hooydonk (176 AB) 1997
8. .478 - Wendy Beeghly (104 AB) 1989
9. .474- Cameryn O'Grady (141 AB) 2019
.474 - Danielle Cassara (168 AB) 1999



Jessica Garcia

GAMES PLAYED

1. 65 Cassie Chavez - 2004
2. 64 Sabrina Sandberg - 2004
64 Ashley Shartzer - 2004
4. 63 Ora Hensley - 2004
63 Ora Hensley - 2003
63 Sabrina Sandberg - 2003
63 Ashley VanBoxmeer - 2003
63 Kim Korsak - 2003
63 Ashley Shartzer - 2003
63 Kelly Glass - 2003

AT BATS

1. 210 Kelly Glass - 2003
2. 190 Cassie Chavez - 2004
3. 188 Ora Hensley - 2003
4. 187 Stephanie Kennedy - 2004
187 Brooke Chaffee - 2001
6. 185 Claire Miller - 1981
7. 183 Kelly Glass - 2000
183 Ryanne Hodgins - 2006
9. 182 Iraina Ogas - 2003
182 Krissy Keene - 2001
182 Karen Pace - 1978

RUNS

1. 60 Stefanie Carramusa - 2012
2. 52 Shenise Cox - 2012
3. 47 Jessica Garcia - 2012
47 Jackie Van Hooydonk - 1997
5. 46 Chelsea Anaya - 2012
6. 45 Marianna Fenelli - 1999
7. 43 Mariah Rimmer - 2016
8. 41 Cassie Chaves - 2006
41 Cristin Anderson - 2010
10. 39 Marianne Fenelli - 2000

HITS

1. 81 Jessica Garcia - 2012
2. 70 Jackie Van Hooydonk - 1997
3. 68 Kelly Glass - 2003
68 Danielle Cassara - 1999
68 Casey Coffman - 1996
5. 67 Stefanie Carramusa - 2012
67 Mariah Rimmer - 2016
7. 65 Danielle Cassara - 2000
65 Mariah Rimmer - 2015
9. 64 Kelly Glass - 2001
10. 63 Mariah Rimmer - 2013

DOUBLES

1. 21 Casey Coffman - 1996
2. 17 Jackie Van Hooydonk - 1997
17 Samantha Hughes - 2009
4. 16 Cameryn O'Grady - 2019
16 Stefanie Carramusa - 2012
16 Ashley VanBoxmeer - 2003
16 Lindsey Elcess - 2006
8. 15 Cameryn O'Grady - 2020
15 Danielle Cassara - 2000
15 Cassie Chavez - 2006
15 Jessica Garcia - 2011

TRIPLES

1. 9 Kathy Dyer - 1986
2. 8 Jackie Van Hooydonk - 1997
3. 7 Lainie Horne - 1998
7 Tammy Goff - 1978
5. 6 Michele Madrid - 1982
6 Sue Kragseth - 1980
6 Cheryl Shaw - 1978
8. 5 Kathy Dyer - 1985
5 Terri Nielson - 1985
5 Liz Bogdanovic - 1989
5 Mariah Rimmer - 2014

HOME RUNS

1. 24 Jessica Garcia - 2012
2. 23 Stefanie Carramusa - 2012
3. 15 Shenise Cox - 2012
4. 13 Danielle Cassara - 1999
13 Jessica Garcia - 2011
6. 12 Kathy Moore - 2000
12 Kristina Schmallen - 2006
8. 11 Danielle Cassara - 2000
11 Stefanie Carramusa - 2011
11 Chelsea Johnson - 2016

RUNS BATTED IN

1. 69 Jessica Garica - 2012
2. 54 Danielle Cassara - 1999
3. 52 Kristina Schmallen - 2006
4. 51 Danielle Cassara - 2000
5. 49 Stefanie Carramusa - 2012
6. 45 Kathy Moore - 2000
45 Lindsey Elcess - 2006
8. 43 Naomi Tellez - 2014
9. 42 Cassie Chavez - 2006
42 Mariah Rimmer - 2016

TOTAL BASES

1. 166 Jessica Garica - 2012
2. 152 Stefanie Carramusa - 2012
3. 120 Danielle Cassara - 1999
4. 118 Jackie Van Hooydonk - 1997
5. 117 Jessica Garcia - 2011
6. 113 Danielle Cassara - 2000
7. 110 Ashley VanBoxmeer - 2003
8. 108 Mariah Rimmer - 2016
9. 107 Kristina Schmallen - 2006
10. 105 Cassie Chavez - 2006
105 Lindsey Elcess - 2006

WALKS

1. 57 Kathy Moore - 2001
2. 35 Marianna Fenelli - 2000
3. 33 Kathy Moore - 1999
33 Samantha Hughes - 2008
5. 32 Cameryn O'Grady - 2018
32 Shenise Cox - 2012
32 Kathy Moore - 2000
7. 31 Cameryn O'Grady - 2019
31 Marianna Fenelli - 2001
9. 30 Wendy Beeghly - 1989
10 29 Analise Rubalcava - 2007, 2009
29 Cheyenne Smith - 2016

STOLEN BASES

1. 40 - Jackie Van Hooydonk (40-48) 1997
2. 39 - Lauren Warner (39-46) 1999
3. 29 - Julie Garcia (29-33) 1992
4. 27 - Samantha Hughes (27-31) 2007
5. 26 - Mariah Rimmer (26-34) 2013
6. 26 - Kelly Glass (26-32) 2001
26 - Kelly Glass (26-31) 2000
26 - Julie Garcia (26-29) 1990
26 - Tracy Vun Kannon (26-30) 1990
10. 25 - Tracy Vun Kannon (25-29) 1991

PITCHING

EARNED RUN AVG. (min. 100 IP)

1. 0.94 - Allison Maney (153.2 IP) 1985
2. 1.00 - Dena Mullins (280.1 IP) 1993
3. 1.18 - Allison Maney (229.1 IP) 1983
4. 1.19 - Dena Mullins (204.1 IP) 1992
5. 1.21 - Arlene Hernandez (231.1 IP) 1985
6. 1.34 - Tippy Borrego (303.0 IP) 1981
1.34 - Arvita Higgins (148.0 IP) 1979
8. 1.35 - Nancy Campbell (160.0 IP) 1979
9. 1.36 - Erin Putnam (112.1 IP) 1984
10. 1.39 - Arlene Hernandez (201.0) 1986

FEWEST WALKS ALLOWED/7 INNINGS (min. 100 IP)

1. 0.55 - Danielle Cassara (179.1 IP) 2000
2. 0.59 - Arlene Hernandez (201.0 IP) 1986
3. 0.64 - Danielle Cassara (152.1 IP) 1999
4. 0.67 - Arlene Hernandez (231.1 IP) 1985
5. 0.78 - Amy Dumas (179.1 IP) 2001
6. 0.92 - Kathy Moore (152.1 IP) 1999
7. 0.93 - Erin Putnam (112.1 IP) 1984
8. 1.09 - Katie Cramer (141.1 IP) 1991

9. 1.20 - Beth Unterbrink ..... (105.0 IP) 1989
10. 1.21 - Hayley Punter ..... (133.0 IP) 2002

MOST STRIKEOUTS/7 INNINGS (min. 100 IP)

1. 6.65 - Dena Mullins ..... (204.1 IP) 1992
2. 6.64 - Hayley Punter ..... (166.2 IP) 2001
3. 6.33 - Amy Dumas ..... (215.2 IP) 2003
   6.33 - Tippy Borrego ..... (303.0 IP) 1981
5. 6.19 - Ashley Perkins ..... (144.2 IP) 2005
6. 5.72 - Arvita Higgins ..... (148.0 IP) 1979
7. 5.70 - Nancy Campbell ..... (121.2 IP) 1978
8. 5.56 - Lauren Soles ..... (132.1 IP) 2013
   5.56 - Danielle Cassara ..... (152.1 IP) 1999
   5.56 - Ashley Perkins ..... (124.2 IP) 2004

WINS

1. 30 - Tippy Borrego ..... (30-13) 1981
2. 25 - Dena Mullins ..... (25-16) 1993
3. 22 - Allison Maney ..... (22-10) 1983
4. 21 - Danielle Cassara ..... (21-6) 2000
   21 - Stephanie Smith ..... (21-9) 1991
6. 20 - Dena Mullins ..... (20-11) 1992
7. 19 - Arlene Hernandez ..... (19-14) 1985
8. 18 - Amy Dumas ..... (18-8) 2001
   18 - Danielle Cassara ..... (18-5) 1999
   18 - Allison Maney ..... (18-11) 1984

SAVES

1. 6 ..... Krissy Fortner - 2016
2. 5 ..... Krissy Fortner - 2015
3. 4 ..... Iraina Ogas - 2004
   4 ..... Krissy Fortner - 2017
5. 3 ..... Kathy Moore - 2000
   3 ..... Kathy Moore - 1999
   3 ..... Dejah Hatfield - 1996
   3 ..... Katie Cramer - 1990
9. 2 ..... Krissy Fortner - 2018
   2 ..... Kaela DeBroeck - 2012
   2 ..... Carrie Sheehan - 2012
   2 ..... Kelly Ninemire - 2008
   2 ..... Amy Dumas - 2004
   2 ..... Iraina Ogas - 2003
   2 ..... Katie Cramer - 1991
   2 ..... Marnie Hill - 1994
   2 ..... Stephanie Smith - 1991
   2 ..... Analise Rubalcava - 2009
   2 ..... Lisa Rodrigues - 2015

APPEARANCES

1. 47 ..... Amy Dumas - 2003
2. 43 ..... Dena Mullins - 1993
3. 40 ..... Kelly Ninemire - 2008
4. 39 ..... Iraina Ogas - 2003
   39 ..... Kaela DeBroeck - 2010
6. 38 ..... Katie Gregg - 2006
   38 ..... Jen Mendenhall - 2006
   38 ..... Krissy Fortner - 2015
9. 37 ..... Jensen Main - 2018
   37 ..... Analise Rubalcava - 2009
   37 ..... Danielle Castro - 2009

GAMES STARTED

1. 42 ..... Dena Mullins - 1993
2. 37 ..... Amy Dumas - 2003
3. 35 ..... Kelly Ninemire - 2008
4. 31 ..... Danielle Castro - 2009
5. 29 ..... Jensen Main - 2018
   29 ..... Danielle Cassara - 2000
   29 ..... Stephanie Smith - 1991
7. 28 ..... Hayley Punter - 2001
   28 ..... Tess McPherson - 2017
9. 27 ..... Dena Mullins - 1992
   27 ..... Kelly Ninemire - 2007

COMPLETE GAMES

1. 30 ..... Dena Mullins - 1993
2. 25 ..... Stephanie Smith - 1991
3. 24 ..... Dena Mullins - 1992
4. 23 ..... Stephanie Smith - 1994
5. 22 ..... Danielle Cassara - 2000
6. 21 ..... Kathy Moore - 2000
   21 ..... Tracy Johnson - 1987
   21 ..... Arvita Higgins - 1979
9. 20 ..... Danielle Cassara - 1999
   20 ..... Nancy Campbell - 1979

SHUTOUTS

1. 15 ..... Dena Mullins - 1993
   15 ..... Allison Maney - 1983
3. 12 ..... Arlene Hernandez - 1985
4. 11 ..... Danielle Cassara - 1999
5. 10 ..... Dena Mullins - 1992
6. 9 ..... Stephanie Smith - 1991
   9 ..... Allison Maney - 1984
8. 8 ..... Allison Maney - 1985
9. 7 ..... Danielle Cassara - 2000
   7 ..... Arlene Hernandez - 1986

INNINGS PITCHED

1. 303.0 ..... Tippy Borrego - 1981
2. 280.1 ..... Dena Mullins - 1993
3. 262.0 ..... Tippy Borrego - 1980
4. 231.1 ..... Arlene Hernandez - 1985
5. 229.1 ..... Allison Maney - 1983
6. 215.2 ..... Amy Dumas - 2003
7. 205.0 ..... Stephanie Smith - 1991
8. 204.1 ..... Dena Mullins - 1992
9. 201.0 ..... Arlene Hernandez - 1986
10. 188.0 ..... Kathy Moore - 2000

Tippy Borrego

STRIKEOUTS

1. 274 ..... Tippy Borrego - 1981
2. 206 ..... Dena Mullins - 1993
3. 195 ..... Amy Dumas - 2003
4. 194 ..... Dena Mullins - 1992
5. 158 ..... Hayley Punter - 2001
6. 149 ..... Tippy Borrego - 1980
7. 141 ..... Danielle Cassara - 2000
8. 131 ..... Kelly Ninemire - 2008
9. 128 ..... Ashley Perkins - 2005
10. 124 ..... Allison Maney - 1984
    124 ..... Allison Maney - 1983

BATTERS FACED

1. 848 ..... Jensen Main - 2018
2. 796 ..... Kelly Ninemire - 2008
3. 792 ..... Dejah Hatfield - 1996
4. 729 ..... Kathy Moore - 2000
5. 703 ..... Janis Robinson - 1997
6. 693 ..... Janis Robinson - 1998
7. 691 ..... Kelly Ninemire - 2007
8. 682 ..... Kathy Moore - 1998
9. 679 ..... Iraina Ogas - 2004
10. 674 ..... Danielle Cassara - 2000

FIELDING

FIELDING PCT. (min. 50 chances)

1. 1.000 - Reyan Tuck ..... (69-1-0) 2020
   1.000 - Lindsey Elcess ..... (85-81-0) 2006
   1.000 - Sabrina Sandberg ..... (49-6-0) 2004
   1.000 - Molly McKinnon ..... (46-8-0) 2002
   1.000 - Lainie Horne ..... (52-6-0) 1999
   1.000 - Merlinda Marquez ..... (66-1--0) 1999
   1.000 - Karen Matteson ..... (56-9-0) 1993
   1.000 - Julie Garcia ..... (74-7-0) 1991
   1.000 - Sue Inman ..... (64-4-0) 1986
9. .996 - Tiffanie Chambers ..... (208-35-1) 2001
   .996 - Lindsey Elcess ..... (257-10-1) 2007

PUTOUTS

1. 580 ..... Jennifer Haley - 1997
2. 511 ..... Elena Cranmer - 2001
3. 462 ..... Ashley Shartzer - 2004
4. 448 ..... Ashley Shartzer - 2005
5. 380 ..... Jordan Sjostrand - 2013
6. 372 ..... Karissa Haleman - 2015
7. 365 ..... Tracy Vun Kannon - 1990
8. 352 ..... Jordan Sjostrand - 2012
9. 351 ..... Danielle Castro - 2011
10. 346 ..... Lindsey Elcess - 2008

ASSISTS

1. 206 ..... Tammy Goff - 1979
2. 185 ..... Tammy Goff - 1978
3. 182 ..... Pat Schnedar - 1978
4. 153 ..... Cassie Chavez - 2005
5. 151 ..... Cassie Chavez - 2004
6. 149 ..... Marianna Fenelli - 2001
7. 146 ..... Brooke Chaffee - 2001
8. 144 ..... Marianna Fenelli - 1998
9. 143 ..... Ora Hensley - 2003-04
   143 ..... Marianna Fenelli - 1999

MOST DOUBLE-PLAYS TURNED

1. 18 ..... Ashley Shartzer - 2005
2. 17 ..... Karissa Haleman - 2015
3. 16 ..... Tracy Vun Kannon - 1990
   16 ..... Samantha Hughes - 2006
5. 15 ..... Ashley Shartzer - 2004
   15 ..... Kristina Schmallen - 2006
   15 ..... Kristina Schmallen - 2005
   15 ..... Katie Gilmore - 2009
9. 14 ..... Jordan Sjostrand - 2013
   14 ..... Ashley Shartzer - 2003

MOST CAUGHT-STEALING BY

1. 21 ..... Jessica Garcia - 2012
2. 20 ..... Liz Young - 2006
   20 ..... Jessica Garcia - 2011
4. 19 ..... Amy Minick - 1987
5. 18 ..... Kim Korsak - 2003
6. 16 ..... Angel Logreco - 1988
   16 ..... Diane Settle - 1984
   16 ..... Naomi Tellez - 2014
9. 15 ..... Jessica Garcia - 2010
10. 14 ..... Amy Minick - 1986

OFFENSIVE LEADERS BY YEAR

BATTING AVERAGE (min 25 AB)

2020	Cameryn O'Grady	.355
2019	Cameryn O'Grady	.348
2018	Chelsea Johnson	.342
2017	Jasmine Casados	.378
2016	Chelsea Johnson	.391
2015	Jasmine Casados	.386
2014	Willow Kalinen	.414
2013	Chelsea Anaya	.367
2012	Jessica Garica	.448
2011	Jessica Garcia	.418
2010	Danielle Castro	.410
2009	Samantha Hughes	.387
2008	Lindsey Elcess	.336
2007	Analise Rubalcava	.393
2006	Kristina Schmallen	.395
2005	Kristina Schmallen	.338
2004	Stephanie Kennedy	.321
2003	Ashley VanBoxmeer	.343
2002	Kelly Glass	.356
2001	Kelly Glass	.362
2000	Danielle Cassara	.365
1999	Danielle Cassara	.405
1998	Rachael Wennekamp	.347
1997	Jackie Van Hooydonk	.398
1996	Casey Coffman	.430
1995	Heather Medearis	.307
1994	Heather Medearis	.401
1993	Marnie Hill	.309
1992	Heather Medearis	.318
1991	Gloria Marcott	.345
1990	Kim Braatz	.326
1989	Beth Unterbrink	.346
1988	Liz Bogdanovic	.358

HITS

2020	Cameryn O'Grady	27
2019	Cameryn O'Grady	49
2018	Chelsea Johnson	53
2017	Jasmine Casados	59
2016	Mariah Rimmer	67
2015	Mariah Rimmer	65
2014	Naomi Tellez	58
2013	Mariah Rimmer	63
2012	Jessica Garica	81
2011	Jessica Garcia	61
2010	Cristin Anderson	53
2009	Samantha Hughes	58
2008	Lindsey Elcess	47
	Katie Gilmore	47
	Sara Loeffelholz	47
2007	Analise Rubalcava	48
2006	Kristina Schmallen	62
	Cassie Chavez	62
2005	Ryanne Hodgins	55
2004	Stephanie Kennedy	60
2003	Kelly Glass	68
2002	Kelly Glass	53
2001	Kelly Glass	64
2000	Danielle Cassara	65
1999	Danielle Cassara	68
1998	Rachael Wennekamp	61
1997	Jackie Van Hooydonk	70
1996	Casey Coffman	68
1995	Casey Coffman	50
1994	Heather Medearis	61
1993	Dena Mullins	42
1992	Dena Mullins	45
1991	Gloria Marcott	48
1990	Kim Braatz	51
1989	Liz Bogdanovic	55
1988	Liz Bogdanovic	43

DOUBLES

2020	Cameryn O'Grady	15
2019	Cameryn O'Grady	16
2018	Cameryn O'Grady	12
2017	Jasmine Casados	14
2016	Mariah Rimmer	14
2015	Mariah Rimmer	13
2014	Naomi Tellez	11
2013	Mariah Rimmer	6
2012	Stefanie Carramusa	16
2011	Jessica Garci	15
2010	Jessica Lujan-Dresslar	9
2009	Samantha Hughes	17
2008	Katie Gilmore	13
2007	Lindsey Elcess	9
2006	Lindsey Elcess	16
2005	Cassie Chavez	12
2004	Ashley Shartzer	12
2003	Ashley VanBoxmeer	16
2002	Brooke Chaffee	11
2001	Marianna Fenelli	14
2000	Danielle Cassara	15
1999	Danielle Cassara	13
	Lainie Horne	13
1998	Suzanne Dow	13
1997	Jackie Van Hooydonk	17
1996	Casey Coffman	21
1995	Heather Medearis	10
1994	Stephanie Smith	11
1993	Dena Mullins	11
1992	Dena Mullins	8
1991	Kim Braatz	12
	Wendy Beeghly	12
1990	Raylene Mayer	10
1989	Karla Ismay	10
1988	Liz Bogdanovic	7



Cameryn O'Grady

TRIPLES

2020	Rachael Hathoot	2
2019	Bailey Klitzke	3
2018	Cameryn O'Grady	4
2017	Jade Gray	2
	Michala Erickson	2
2016	Mariah Rimmer	3
2016	Shelbie Franc	3
2015	Shelbie Franc	4
2014	Mariah Rimmer	5
2013	Kaity Ingram	3
2012	Kerry Hodgins	3
	Chelsea Anaya	3
2011	Kaity Ingram	3
2010	Cristin Anderson	3
2009	Shaunte Duarte	1
	Shenise Cox	1
	Katie Gilmore	1
	Jessica Garcia	1
2008	Kim Holyfield	2
2007	Ashley Allen	2
	Samantha Hughes	2
	Amy Ray	2
2006	Ryanne Hodgins	3
2005	Ryanne Hodgins	3
2004	Stephanie Kennedy	2
	Robyn Hutson	2
2003	Sabrina Sandberg	3
2002	Brooke Chaffee	1
	Cayley Warner	1
	Krystal Mejia	1
2001	Michelle Carter	3
2000	None	0
1999	Melissa Krolik	3
1998	Lainie Horne	7
1997	Jackie Van Hooydonk	8
1996	Suzanne Dow	3
1995	Heather Medearis	1
	Casey Coffman	1
	Michelle Cash	1
	Suzanne Dow	1
1994	Heather Medearis	2
1993	Casey Coffman	1
	Sandi Hinojos	1
	Dena Mullins	1
	Risa Ott	1
1992	Terri Bailey	4
1991	Gloria Marcott	2
1990	Kim Braatz	3
	Tracy Vun Kannon	3
1989	Liz Bogdanovic	5
1988	Kristen Nethery	1
	Angel LoGreco	1
	Amy Minick	1

RUNS SCORED

2020	Cameryn O'Grady	22
2019	Cameryn O'Grady	32
2018	Cameryn O'Grady	31
2017	Shelbie Franc	30
2016	Mariah Rimmer	43
2015	Brandi Heimburg	38
2014	Mariah Rimmer	30
2013	Mariah Rimmer	34
2012	Stefanie Carramusa	60
2011	Jessica Garcia	33
2010	Cristin Anderson	41
2009	Samanatha Hughes	38
	Cristin Anderson	38
2008	Sara Loeffelholz	32
2007	Samantha Hughes	37
2006	Cassie Chavez	41
2005	Cassie Chavez	25
2004	Cassie Chavez	24
	Sabrina Sandberg	24
2003	Ashley VanBoxmeer	35
2002	Cassie Chavez	29
2001	Krissy Keene	31
2000	Marianna Fenelli	39
1999	Marianna Fenelli	45
1998	Marianna Fenelli	35
1997	Jackie Van Hooydonk	47
1996	Jackie Van Hooydonk	30
1995	Heather Medearis	24
1994	Heather Medearis	35
1993	Karen Matteson	20
1992	Terri Bailey	24
1991	Terri Bailey	27
1990	Wendy Beeghly	24
1989	Karla Ismay	34
1988	Liz Bogdanovic	23

HOME RUNS

2020	Andrea Howard	7
2019	Lauren Wilmert	7

2018	Chelsea Johnson	10
2017	Chelsea Johnson	7
2016	Chelsea Johnson	11
2015	Lisa Rodrigues	8
	Michala Erickson	8
2014	Jasmine Casados	7
	Naomi Tellez	7
2013	Cassandra Kalapsa	7
2012	Jessica Garcia	24
2011	Jessica Garcia	13
2010	Cristin Anderson	7
2009	Samantha Hughes	8
2008	Lindsey Elcess	10
2007	Amy Ray	8
2006	Kristina Schmallen	12
2005	Lindsey Elcess	5
2004	Cassie Chavez	8
2003	Ashley VanBoxmeer	10
2002	Michelle Carter	7
	Cassie Chavez	7
2001	Kathy Moore	10
2000	Kathy Moore	12
1999	Danielle Cassara	13
1998	Kathy Moore	6
1997	Jackie Van Hooydonk	5
1996	Jackie Van Hooydonk	3
1995	Jackie Van Hooydonk	5
1994	Heather Medearis	9
1993	Heather Medearis	4
1992	Heather Medearis	2
	Dena Mullins	2
	Gloria Marcott	2
1991	Kim Braatz	4
1990	Jody Lunz	4
1989	Karla Ismay	4
1988	Liz Bogdanovic	3
	Beth Unterbrink	3

RUNS BATTED IN

2020	Andrea Howard	24
2019	Lauren Wilmert	35
2018	Chelsea Johnson	40
2017	Jasmine Casados	39
2016	Jasmine Casados	42
2015	Jasmine Casados	40
2014	Naomi Tellez	43
2013	Naomi Tellez	26
2012	Jessica Garcia	69
2011	Stefanie Carramusa	38
2010	Cristin Anderson	20
	Erin Brandow	20
	Stefanie Carramusa	20
2009	Katie Gilmore	36
2008	Gabriella Parra	38
2007	Analise Rubalcava	34
2006	Kristina Schmallen	52
2005	Ashley Shartzer	21
2004	Cassie Chavez	25
2003	Ashley VanBoxmeer	33
2002	Michelle Carter	29
2001	Krissy Keene	31
2000	Danielle Cassara	51
1999	Danielle Cassara	54
1998	Lainie Horne	35
1997	Jackie Van Hooydonk	33
	Marnie Hill	33
1996	Casey Coffman	31
1995	Heather Medearis	20
1994	Heather Medearis	36
1993	Heather Medearis	25
1992	Heather Medearis	20
1991	Gloria Marcott	21
1990	Kim Braatz	27
1989	Karla Ismay	30
1988	Liz Bogdanovic	24

STOLEN BASES

2020	Briana Martinez	5
2019	Bailey Klitzke	2
	Monica Salas	2
	D'Andra DeFlora	2
2018	Sydney Townes	6
2017	D'Andra DeFlora	6
2016	Mariah Rimmer	12
2015	Mariah Rimmer	13
2014	Mariah Rimmer	13
2013	Mariah Rimmer	26
2012	Jessica Lujan-Dresslar	10
2011	Kaity Ingram	6
2010	Stefanie Carramusa	12
2009	Samantha Hughes	14
2008	Samantha Hughes	24
2007	Samantha Hughes	27
2006	Ryanne Hodgins	6
2005	Ryanne Hodgins	6
2004	Jennifer Sena	6
2003	Kelly Glass	15
2002	Kelly Glass	21
2001	Kelly Glass	26
2000	Kelly Glass	26
1999	Cayley Warner	39
1998	Rachael Wennekamp	8
	Marianna Fenelli	8
1997	Jackie Van Hooydonk	40
1996	Jackie Van Hooydonk	23
1995	Jackie Van Hooydonk	8
	Suzanne Dow	8
1994	Lynda Valdez	14
1993	Karen Matteson	8
	Heather Medearis	8
1992	Julie Garcia	29
1991	Tracy Vun Kannon	25
1990	Tracy Vun Kannon	28
1989	Liz Bogdanovic	15
	Julie Garcia	15
1988	Liz Bogdanovic	7

1978

Record: 20-19 | Conference: 5-4

March 1	Arizona State	L	2-0
March 15	Arizona State	L	2-1
March 17	Northern Arizona	W	2-1
March 17	Northern Arizona	W	6-4
March 17	Pima	W	8-7
March 18	Arizona	L	10-3
March 18	Arizona	L	6-3
March 22	Northern Colorado	L	11-0
March 22	Northern Colorado	L	6-4
March 23	New Mexico State	L	6-3
March 23	Arizona	L	8-4
March 24	Michigan State	L	3-2
March 24	Michigan State	W	4-3
March 31	Utah State	W	8-7
March 31	Weber State	L	9-7
April 1	Utah	W	7-2
April 7	Central Arizona	W	11-4
April 9	Arizona State	L	2-0
April 9	Northern Arizona	W	11-0
April 10	Arizona	W	1-0
April 10	Glendale	W	1-0
April 10	New Mexico State	L	3-2
April 14	Arizona State	L	5-0
April 15	New Mexico State	L	8-0
April 15	Arizona	W	6-4
April 18	New Mexico State	W	5-0
April 19	New Mexico State	W	6-5
April 20	Northern Colorado	L	8-0
April 29	Colorado State	W	10-4
April 29	Wyoming	W	5-4
May 7	Arizona State	L	6-1
May 11	Southern Utah	W	19-5
May 12	Idaho State	W	5-2

Coach: Susan Craig

1979

Record: 22-26 | Conference: 5-9

Feb. 26	Northwest Missouri	W	8-2
Feb. 26	Northwest Missouri	W	7-0
March 1	Northwest Missouri	W	11-0
March 1	Northwest Missouri	W	1-0
March 2	Northwest Missouri	W	9-0
March 2	Northwest Missouri	W	6-4
March 11	Kansas	L	7-2
March 11	Kansas	W	5-0
March 12	Oklahoma	W	6-0
March 12	Oklahoma	L	1-0
March 14	Arizona	L	4-2
March 16	Oklahoma State	W	5-3
March 21	Northern Colorado	W	2-1
March 21	Northern Colorado	W	7-6
March 23	Arizona	L	8-0
March 24	Northern Colorado	L	10-0
March 24	Pima	W	4-0
March 24	Mesa	L	3-2
March 29	Glendale	W	11-3
March 29	Phoenix	L	2-1
March 29	Nebraska	W	6-1
March 29	New Mexico State	L	2-1
April 5	Weber State	L	2-1
April 5	Weber State	L	4-0
April 6	Utah	L	3-2
April 6	Utah	W	1-0
April 7	Utah State	W	2-0
April 7	Utah State	W	3-2
April 20	Arizona	L	9-3
April 20	Arizona	L	8-1
April 20	Arizona State	L	3-0
April 20	Arizona State	L	3-0
April 21	Oregon State	L	1-0
April 21	Oregon State	W	7-4
April 21	Texas Women's Univ.	L	5-2
April 21	Texas Women's Univ.	L	2-0
April 26	Colorado State	W	4-2
April 26	Colorado State	W	15-1
April 27	Northern Colorado	L	1-0
April 27	Northern Colorado	L	2-0
April 28	Wyoming	L	2-0
April 28	Wyoming	L	3-2
May 5	New Mexico State	L	6-3
May 5	New Mexico State	L	2-0

Coach: Susan Craig

1980

Record: 30-20 | Conference: 5-7

Nationals: 0-2

March 1	Arizona State	L	2-0
March 1	Arizona State	L	2-0
March 9	Kansas	W	6-2
March 9	Kansas	L	7-5
March 10	Oklahoma	W	1-0
March 10	Oklahoma	W	7-2
March 13	Arizona	W	4-3
March 13	Oklahoma State	W	6-0
March 14	Creighton	W	3-2
March 14	Wyoming	W	9-1
March 15	Kansas	L	13-7
March 15	New Mexico State	L	5-4 (9)
March 20	UT Arlington	L	5-2
March 21	Eastern Oklahoma	W	3-2 (8)
March 21	Missouri	L	3-2
March 28	Stephen F. Austin	W	3-2
March 28	Minnesota	W	4-3 (8)
March 29	Southwest Missouri St.	L	2-0
March 29	Texas Women's Univ.	L	1-0
April 4	Utah State	L	3-0
April 4	Utah State	W	5-4
April 5	Idaho State	W	6-3
April 5	Idaho State	W	10-0
April 11	Utah	L	9-4
April 11	Utah	L	6-0
April 12	Weber State	L	1-0 (8)
April 12	Weber State	L	1-0 (11)
April 18	Texas Women's Univ.	L	1-0
April 19	Minnesota	W	2-0
April 20	Cal Poly	L	1-0 (8)
April 20	Southern Illinois	L	4-2
April 25	Wyoming	L	6-3
April 25	Wyoming	W	3-2
April 26	Northern Colorado	L	2-0
April 26	Northern Colorado	W	4-0
May 8	Weber State	L	1-0
May 9	Northern Colorado	W	5-2
May 9	Wyoming	W	7-1
May 10	Utah	W	2-0
May 10	Utah State	W	3-2 (9)
May 10	Utah State	W	2-1 (8)
*May 22	Cal Poly	L	3-1
*May 23	Western Michigan	L	1-0

*AIAW National Championships

Coach: Susan Craig

1981

Record: 34-19 | Conference: 9-5

Regionals: 4-0 | Nationals: 1-2

March 4	Iowa State	W	3-1
March 4	Iowa State	L	1-0
March 5	Iowa State	W	4-0
March 5	Iowa State	L	2-0
March 7	New Mexico State	W	3-2
March 7	New Mexico State	L	3-0
March 9	Creighton	W	2-0
March 9	Creighton	L	7-0
March 12	Arizona State	L	3-0
March 13	Texas Women's Univ.	L	4-3
March 13	Oklahoma State	L	4-3
March 14	Fresno State	W	2-1
March 14	Cal Poly	L	2-1
March 19	Wichita State	W	6-2
March 19	Oklahoma State	W	1-0
March 19	Iowa	L	1-0
March 20	Texas Wesleyan	W	7-1
March 20	Missouri	L	10-3
March 20	Southwest Missouri St.	L	2-1
March 21	Oklahoma	L	8-0
March 21	Sam Houston	W	7-3
March 21	Nebraska	W	3-2
March 26	Texas Women's Univ.	W	1-0
March 26	California	W	1-0
April 3	Utah	L	10-2
April 3	Utah	W	1-0
April 4	Weber State	W	2-0
April 4	Weber State	L	5-2
April 11	New Mexico State	W	2-1
April 11	New Mexico State	L	7-0
April 17	Northern Colorado	W	4-2
April 17	Northern Colorado	W	6-5
April 18	Utah State	W	2-1
April 24	Utah State	L	3-0
April 24	Utah State	L	1-0
April 25	Idaho State	W	2-0
April 25	Idaho State	W	1-0
May 1	Wyoming	W	1-0
May 1	Wyoming	W	2-0
May 2	Northern Colorado	W	6-0
May 2	Northern Colorado	W	6-0
May 7	Idaho State	W	4-2
May 7	Utah	W	5-4
May 8	New Mexico State	W	1-0
May 9	New Mexico State	W	4-1
*May 20	Oklahoma	L	1-0
*May 22	Illinois State	W	1-0
*May 23	Oklahoma State	L	5-2

*AIAW National Championships

Coach: Susan Craig

1982

Record: 4-22 | Conference: 0-14

Feb. 27	New Mexico State	L	9-3
Feb. 27	New Mexico State	L	4-3
Feb. 28	New Mexico State	L	4-0
Feb. 28	New Mexico State	W	3-2
March 4	Cal Poly	L	7-2
March 5	Pacific	L	2-1
March 5	New Mexico State	W	7-5
March 6	Arizona State	L	6-0
March 6	Texas Tech	W	8-1
March 18	Ohio State	W	3-2 (9)
March 18	Iowa State	L	2-1
March 19	Southwest Missouri St.	L	4-3
March 25	UT Arlington	L	2-1
March 25	Texas A&M	L	1-0
March 26	UT Arlington	L	3-1
March 26	Indiana	L	8-0
April 2	Wyoming	L	2-0
April 2	Wyoming	L	9-3
April 3	Northern Colorado	L	3-2
April 3	Northern Colorado	L	12-2 (5)
April 9	Utah State	L	10-2
April 10	Idaho State	L	6-3 (10)
April 10	Idaho State	L	7-0
April 16	Arizona State	L	5-2
April 17	Oklahoma State	L	9-5
April 18	Kansas	L	6-0
April 24	New Mexico State	L	4-0
April 24	New Mexico State	L	7-0
April 30	Utah	L	7-0
April 30	Utah	L	7-0
May 1	Weber State	L	7-0
May 1	Weber State	L	7-0

Coach: Susan Craig

1983

Record: 35-16 | Nationals: 1-2

Feb. 26	Texas Tech	W	1-0
Feb. 26	Texas Tech	W	4-0
Feb. 27	Texas Tech	W	4-2
March 5	NM Highlands	W	8-0 (5)

March 5	NM Highlands	W	6-4
March 6	Wyoming	W	1-0 (16)
March 8	West Texas State	W	4-1
March 8	West Texas State	W	1-0
March 9	Baylor	W	4-3
March 10	Pima	W	1-0
March 10	Mesa	W	9-0 (5)
March 10	Oklahoma City	W	5-1
March 11	Minnesota	W	2-1
March 12	Nebraska	W	4-1
March 12	Eastern Arizona	W	10-0 (5)
March 12	New Mexico State	L	4-0
March 15	Kansas	L	3-0
March 15	Kansas	W	5-0
March 17	Nebraska	W	2-0
March 18	Kansas State	L	4-3
March 18	Louisiana Tech	L	1-0
March 24	Northwestern	L	6-0
March 25	Cal Poly	L	4-0
March 25	USIU	L	1-0
March 26	UC Santa Barbara	W	3-0
April 8	Weber State	W	6-2
April 8	Baylor	W	2-1
April 8	Texas A&M	L	3-0
April 9	Texas Tech	W	3-0
April 9	Utah State	L	2-0
April 9	Utah	W	4-1
April 10	Sam Houston St.	W	1-0 (11)
April 15	Oklahoma State	L	6-2
April 16	Texas A&M	L	4-0
April 16	Texas A&M	W	2-0
April 17	Cal State Fullerton	L	5-1
April 17	Cal State Fullerton	L	4-3
April 23	Northern Arizona	W	3-0
April 23	Northern Arizona	W	3-0
April 30	West Texas	W	3-0
April 30	West Texas	W	5-4
May 1	New Mexico State	W	1-0
May 1	New Mexico State	W	1-0
May 6	New Mexico State	W	4-0
May 6	Northern Colorado	L	3-2
May 7	Utah	W	6-2
May 7	Northern Colorado	W	4-0
May 7	Northern Colorado	W	3-1
*May 13	Cal State Fullerton	L	6-0
*May 14	Cal State Fullerton	W	4-0
*May 15	Cal State Fullerton	L	6-0

*NCAA Women's College World Series

Coach: Susan Craig

1984

Record: 28-14 | Conference: 9-1

Feb. 25	Texas Tech	W	4-1
Feb. 25	Texas Tech	W	2-0
Feb. 26	New Mexico State	W	3-0
Feb. 26	New Mexico State	W	1-0
March 3	Northern Arizona	W	1-0
March 3	Northern Arizona	W	5-0
March 4	NM Highlands	W	3-0
March 4	NM Highlands	W	8-1
!March 8	Mesa	W	3-2
!March 8	Central Arizona	L	4-0
!March 8	Northern Arizona	W	4-2
!March 9	Nebraska	W	1-0
!March 9	Minnesota	W	2-0
!March 10	Oklahoma	W	1-0
!March 10	Oklahoma State	L	3-1
!March 10	Nebraska	L	2-1 (8)
March 13	Kansas	L	6-0
March 13	Kansas	W	7-2
%March 15	Texas A&M	L	2-0
%March 16	Iowa State	W	4-1
%March 16	Southern Illinois	W	9-0
%March 16	Louisiana Tech	L	4-2
^March 22	Northwestern	L	5-0
^March 23	Oklahoma	L	3-2
^March 23	Northwestern	L	3-1
^March 24	South Carolina	L	2-0
*April 6	Utah	W	3-0
*April 6	Utah	W	2-1
$*April 13	Utah State	W	2-1
$*April 13	Utah State	L	1-0
$April 14	Northern Colorado	W	6-1
$April 14	Northern Colorado	W	12-1
$April 15	UCLA	L	3-0
$April 15	UCLA	L	3-1
*April 21	New Mexico State	W	10-1
*April 21	New Mexico State	W	5-0
*April 27	Colorado State	W	3-0
*April 27	Colorado State	W	5-3
*April 28	Northern Colorado	W	1-0
*April 28	Northern Colorado	W	6-3
&May 11	Northern Colorado	W	3-1 (8)
&May 11	Utah State	L	6-2
&May 12	Utah	L	4-1

!New Mexico State Invitational
%Oklahoma Invitational
^Cal State Fullerton Invitational
$Diamond Invitational
*High Country Athletic Conference game
&HCAC Championship

Coach: Susan Craig

1985

Record: 30-22 | Conference: 7-3

Feb. 23	Texas Tech	L	2-1
Feb. 23	Texas Tech	W	8-2
Feb. 24	Texas Tech	W	5-0
Feb. 24	Texas Tech	L	2-1
March 2	NM Highlands	W	10-0 (6)
March 2	NM Highlands	W	4-0
March 3	NM Highlands	W	11-0 (5)
March 3	NM Highlands	W	14-0 (5)
!March 7	Oklahoma City	W	7-0
!March 7	Kansas	L	3-2
!March 7	BYU	W	5-0
!March 8	Northern Arizona	W	1-0
!March 8	Central Arizona	L	2-0
!March 9	Oklahoma City	W	3-0
!March 9	Pima	W	8-0 (5)
!March 9	New Mexico State	W	5-4
#March 14	Indiana	W	1-0 (8)
#March 14	Oklahoma State	L	5-2
#March 15	Baylor	W	2-0
#March 15	Texas Tech	W	7-1
#March 16	Central Michigan	W	1-0 (8)
#March 16	Oklahoma	W	3-0
#March 16	Missouri	W	1-0
March 28	Baylor	W	3-1
March 28	Utah State	L	1-0 (10)
March 28	South Florida	L	2-1
^March 29	Texas A&M	L	5-0
^March 29	Louisiana Tech	L	2-0
^March 31	Florida State	L	3-2 (10)
^March 31	Northeast Louisiana	W	15-0
^March 31	Southwest Missouri St.	L	3-1
^March 31	Stanford	W	3-0
*April 5	Northern Arizona	W	3-1
*April 5	Northern Arizona	W	7-1
*April 6	Colorado State	W	3-0
*April 6	Colorado State	L	1-0
April 13	Texas A&M	W	3-2 (8)
April 13	Texas A&M	L	5-2
April 14	Texas A&M	L	5-4 (8)
April 14	Texas A&M	L	5-0
$April 18	San Diego State	L	2-1
$April 18	San Francisco	L	3-0
$April 19	Arizona State	L	2-1
$April 19	Texas Tech	W	4-2
$April 20	Oregon State	L	3-2
$April 20	Pacific	W	1-0
*April 27	New Mexico State	W	12-1 (6)
*April 27	New Mexico State	W	10-0 (5)
*May 1	Utah State	W	3-0
*May 1	Utah State	W	3-1
*May 2	Utah	L	2-0
*May 2	Utah	L	4-2
&May 9	Utah State	L	5-3
&May 10	Northern Arizona	W	4-0
&May 11	Utah	L	1-0

!New Mexico State Invitational
#Oklahoma Invitational
^Texas A&M Invitational
$Pacific Tournament
*High Country Athletic Conference game
&HCAC Championship

Coach: Susan Craig

1986

Record: 24-14 | Conference: 5-5

Feb. 22	New Mexico State	W	2-1
Feb. 22	New Mexico State	W	7-1
Feb. 23	New Mexico State	W	1-0
Feb. 23	New Mexico State	W	4-2
March 1	Western New Mexico	W	24-0
March 2	Western New Mexico	W	25-1
!March 6	Northeast Louisiana	W	2-1
!March 6	Western Michigan	W	2-1
!March 6	Metro State	W	12-0 (5)
!March 7	Arizona State	L	2-1
!March 7	Kansas	L	4-0
!March 8	Minnesota	W	1-0 (10)
!March 8	BYU	W	6-0
*March 12	Creighton	L	2-1 (10)
*March 12	Creighton	W	2-0
#March 13	Oklahoma City	W	3-2
#March 13	Southern Illinois	W	5-3
#March 14	Iowa	L	1-0
#March 16	UT Arlington	W	1-0 (8)
#March 16	Indiana	W	4-1
#March 16	Kansas	L	8-2
March 22	Colorado State	W	4-1
March 27	Colorado State	W	2-0
April 5	Arizona State	L	2-0
April 5	Arizona State	W	3-2
*April 11	Utah State	W	1-0
*April 11	Utah State	L	4-2
*April 12	Utah	L	7-5 (10)
*April 12	Utah	L	1-0
^April 17	Southern Cal	W	8-0 (5)
^April 17	Oregon State	L	2-1
^April 17	San Francisco	L	7-3
*April 25	Colorado State	W	1-0
*April 25	Colorado State	W	4-2
*May 3	New Mexico State	L	2-1
*May 3	New Mexico State	W	8-2
&May 9	Creighton	W	1-0
&May 10	New Mexico State	L	3-2
&May 10	Creighton	L	3-0

!New Mexico State Tournament
#Oklahoma Tournament
^Texas A&M Invitational
$Pacific Tournament
*High Country Athletic Conference game
&HCAC Championship

Coach: Susan Craig

1987

Record: 11-30 | Conference: 2-8

Feb. 26	Adams State	W	4-3
Feb. 26	Adams State	W	7-0
Feb. 28	New Mexico State	L	9-8
Feb. 28	New Mexico State	L	5-3
March 5	BYU	W	5-0
March 5	Toledo	L	3-0
March 6	Oklahoma City	L	8-0 (6)
March 6	Michigan	L	10-3
March 7	Minnesota	L	3-0
March 7	Western Michigan	L	2-1
March 12	Northern Iowa	W	4-0
March 12	Iowa	W	4-3
March 13	Oklahoma	L	5-2
March 13	Wichita State	L	4-1

March 14	Missouri	L	7-2
March 14	Texas A&M	L	5-0
March 27	UCLA	L	3-0
March 27	Santa Clara	L	3-1
March 27	Oklahoma State	L	8-0
March 28	San Jose State	L	4-0
March 28	Central Michigan	W	2-0 (10)
April 1	NM Highlands	W	7-0
April 1	NM Highlands	W	8-1
April 3	Creighton	L	5-2
April 3	Creighton	L	7-4
April 6	Colorado State	W	2-1
April 6	Colorado State	W	4-0
April 11	Oklahoma	L	7-5
April 11	Oklahoma	L	10-1
April 12	Oklahoma	L	2-0
April 17	Utah	L	7-0
April 17	Utah	L	2-1 (8)
April 18	Utah State	L	14-1
April 18	Utah State	L	7-1
April 24	South Florida	W	7-2
April 25	Texas A&M	L	3-0
April 25	Texas A&M	L	9-4
April 26	Arizona State	L	4-2
April 26	Arizona	L	6-0
May 2	New Mexico State	L	2-1
May 2	New Mexico State	L	4-1

Coach: Susan Craig

1988

Record: 21-22 | Conference: 6-4

Feb. 20	Adams State	W	8-1
Feb. 20	Adams State	W	7-0
Feb. 26	New Mexico State	W	3-2
Feb. 27	UNLV	L	3-1
Feb. 27	UT Arlington	L	4-3
Feb. 28	UT Arlington	W	6-0
March 3	Arizona State	L	2-0 (8)
March 3	Nebraska	W	3-1
March 3	Baylor	W	9-2
March 4	Nicholls State	W	9-3
March 4	Oregon	W	4-2
March 5	Utah State	L	6-0
March 10	NE Louisiana	L	5-0
March 10	Indiana State	L	1-0
March 10	Iowa	L	5-2
March 11	Oklahoma State	L	3-1 (8)
March 11	Baylor	W	8-3
March 11	Southwest Texas	W	2-1
March 11	Northern Iowa	L	2-1
March 16	Adams State	W	8-1 (5)
March 16	Adams State	W	7-0 (5)
March 23	NM Highlands	W	5-1
March 23	NM Highlands	W	12-0 (5)
March 25	Nebraska	L	2-0
March 25	Santa Clara	L	2-0
March 25	Illinois State	L	5-4
March 26	UCLA	L	4-0
March 26	Michigan	L	2-1
April 5	Western New Mexico	W	9-0 (6)
April 5	Western New Mexico	W	8-0 (5)
April 7	Colorado State	W	9-3
April 7	Colorado State	L	3-2
April 15	Utah State	W	2-1
April 15	Utah State	W	8-2
April 23	New Mexico State	W	7-1
April 23	New Mexico State	L	3-0
April 29	South Florida	W	7-1
April 29	New Mexico State	L	2-0
April 30	Oklahoma State	L	4-0
April 30	Arizona State	L	8-1
May 1	South Florida	L	7-3
May 12	New Mexico State	L	3-0
May 13	Utah	L	5-2

Coach: Susan Craig

1989

Record: 29-17 | Conference: 6-4

Feb. 18	Southwest College	W	11-0
Feb. 18	Southwest College	W	12-0
Feb. 19	Southwest College	W	12-0
Feb. 19	Southwest College	W	22-0 (5)
Feb. 22	NM Highlands	W	6-1
Feb. 22	NM Highlands	W	2-1
Feb. 25	UT Arlington	W	3-2 (11)
Feb. 26	UT Arlington	W	3-0
Feb. 26	New Mexico State	W	2-1
Feb. 27	Michigan	L	5-4 (10)
Feb. 29	Michigan	W	6-1
March 2	Oklahoma State	L	18-1 (5)
March 2	Michigan	L	4-3 (9)
March 2	Arizona	L	1-0
March 3	Nebraska	W	10-0 (5)
March 3	Nicholls State	W	13-0 (5)
March 3	Wichita State	L	4-3
March 10	Temple	W	4-2
March 10	Missouri	L	5-3 (9)
March 11	Florida State	L	3-2
March 11	Western Illinois	L	10-2
March 14	Eastern Michigan	W	4-1
March 14	Eastern Michigan	W	2-1 (8)
March 15	North Carolina	W	3-0
March 15	North Carolina	W	8-1
March 17	Massachusetts	W	5-0
March 17	California	L	3-1
March 17	Indiana	W	4-2
March 18	Kansas	L	6-1
March 18	Adelphi	L	10-5 (9)
March 30	NM Highlands	W	6-0
March 30	NM Highlands	W	10-0 (6)
*April 4	Western New Mexico	W	1-0
*April 4	Western New Mexico	W	8-3
*April 7	Creighton	L	4-3
*April 7	Creighton	W	4-3 (8)
*April 8	Colorado State	W	5-1
*April 8	Colorado State	L	1-0
*April 15	New Mexico State	L	3-1 (8)
*April 15	New Mexico State	W	11-0 (5)
April 17	Utah	L	4-1
April 21	Utah	W	3-2
April 22	Utah State	W	7-1
April 22	Utah State	W	3-1
May 11	New Mexico State	W	3-0
May 11	Creighton	L	4-1
May 12	Utah	L	6-5

Coach: Susan Craig

1990

Record: 31-19 | Conference: 5-5

Feb. 17	NM Highlands	W	9-0
Feb. 17	NM Highlands	W	11-0
Feb. 18	NM Highlands	W	10-0
Feb. 18	NM Highlands	W	7-0
Feb. 23	Iowa	W	3-2
Feb. 23	Iowa	W	5-1
Feb. 24	UNLV	W	1-0
Feb. 24	UNLV	L	4-3
Feb. 25	UT Arlington	W	10-1
Feb. 25	UT Arlington	W	6-1
March 1	Arizona	L	4-3
March 1	Minnesota	W	3-0
March 2	Colorado State	L	6-1
March 2	Fresno State	L	3-1
March 3	Wichita State	W	2-0
March 7	New Mexico State	L	1-0
March 7	New Mexico State	W	8-0
March 7	New Mexico State	W	3-1
March 12	Eastern New Mexico	W	7-2
March 12	Eastern New Mexico	W	6-3
March 14	Connecticut	L	6-0
March 14	Connecticut	L	4-0
March 15	Adelphi	W	7-4
March 16	South Florida	L	6-2
March 16	Bradley	W	6-0
March 18	North Carolina	W	1-0 (8)
March 18	Iowa State	L	1-0 (10)
March 23	Sacramento State	W	5-3
March 23	Arizona State	L	4-1
March 23	Central Michigan	W	2-1
March 24	Virginia	L	8-5
March 24	Santa Clara	W	5-4
*April 6	Utah State	L	7-2
*April 6	Utah State	W	5-4
*April 7	Utah	W	2-1
*April 7	Utah	W	3-0 (11)
*April 12	Creighton	L	2-0
*April 12	Creighton	W	1-0
*April 14	Colorado State	L	1-0
*April 14	Colorado State	L	9-1
April 21	New Mexico State	W	5-2
April 21	New Mexico State	L	2-0
April 27	Arizona	L	5-0
April 27	Arizona	W	2-1
April 28	Louisiana Tech	W	5-2
April 28	Louisiana Tech	W	3-1
May 10	Utah	W	7-0
May 11	Creighton	W	8-1
May 12	Creighton	L	2-0
May 12	Creighton	L	4-3 (9)

Coach: Susan Craig

1991

Record: 35-19 | Conference: 7-3

Feb. 16	NM Highlands	W	6-2
Feb. 16	NM Highlands	W	6-0
Feb. 17	NM Highlands	W	10-0 (6)
Feb. 17	NM Highlands	W	10-0 (5)
Feb. 19	Western New Mexico	W	2-0
Feb. 19	Western New Mexico	W	5-0
!Feb. 23	Stephen F. Austin	L	2-1
!Feb. 23	Stephen F. Austin	W	2-1
!Feb. 24	New Mexico State	W	5-1
!Feb. 24	New Mexico State	W	5-2 (5)
Feb. 25	Michigan	W	2-1
Feb. 25	Michigan	L	2-0
#Feb. 28	Fresno State	L	15-4
#March 1	McNeese	W	2-0
#March 1	Eastern Michigan	W	7-5
#March 2	Toledo	W	4-2
#March 2	Arizona State	W	2-0
March 4	Eastern Michigan	L	2-0
March 4	Eastern Michigan	W	4-3
March 7	UCLA	L	7-0
March 7	UCLA	L	5-1
March 8	Cal State Fullerton	L	5-1
March 8	Cal State Fullerton	W	2-0
March 9	Cal Poly Pomona	L	2-1 (17)
March 12	Hawai'i	W	2-1
March 13	Hawai'i	L	4-1
March 13	Hawai'i	L	1-0
@March 21	Michigan	L	3-0
@March 22	San Jose State	W	5-3
@March 22	Santa Clara	W	10-0 (5)
@March 23	Missouri	L	5-1
@March 23	San Jose State	W	7-2
*April 5	Southern Utah	W	9-6
*April 5	Southern Utah	W	6-3
*April 6	Utah	L	4-2
*April 6	Utah	W	4-2
*April 11	Creighton	W	8-2
*April 11	Creighton	W	2-1
*April 13	Colorado State	W	1-0
*April 13	Colorado State	W	7-3
April 16	New Mexico State	L	2-1
April 16	New Mexico State	W	2-1
*April 20	San Diego State	L	1-0
*April 20	San Diego State	L	5-4 (10)
$April 26	Texas A&M	W	4-0
$April 26	Texas A&M	L	1-0
$April 27	Iowa State	W	2-0
$April 27	South Carolina	W	5-1

$April 28	Nicholls State	W	13-0 (5)
$April 28	UC Santa Barbara	W	4-0
**May 9	Southern Utah	W	6-4
**May 9	San Diego State	W	1-0 (8)
**May 10	Utah	L	2-0
**May 11	Creighton	L	1-0

! New Mexico Invitational
New Mexico State Invitational
@ San Jose NIST Tourney
$ Lobo Diamond Invitational
*WAC Game
**WAC Tournament

Coach: Susan Craig

1992

Record: 30-21 | Conference: 8-2

Feb. 20	NM Highlands	W	7-0 (5)
Feb. 20	NM Highlands	W	3-0
Feb. 22	Adams State	W	7-0 (6)
Feb. 22	Adams State	W	9-0 (5)
Feb. 24	Michigan	L	5-1
Feb. 24	Michigan	L	6-3
Feb. 25	Michigan	W	5-2
Feb. 25	Michigan	W	4-3
Feb. 28	New Mexico State	W	4-3
Feb. 28	New Mexico State	W	6-2
March 2	Central Michigan	W	4-0
March 2	Central Michigan	L	3-1
March 5	San Diego State	W	2-1 (8)
March 5	Western Michigan	W	5-3
March 5	Arizona	L	12-0 (6)
March 6	Northwestern	L	2-1
March 6	Oklahoma State	L	1-0
March 7	Northwestern	L	4-2
March 7	Utah	L	4-2
March 10	Arizona	L	5-0
March 10	Arizona	L	5-3
March 11	Arizona State	W	5-0
March 11	Arizona State	L	2-0
March 13	Cal State Bakersfield	W	2-1
March 13	Long Beach State	L	3-2 (10)
March 13	Cal Poly Pomona	W	3-2 (8)
March 14	DePaul	W	3-2
March 14	Cal State Northridge	L	1-0
March 15	Creighton	L	3-0
March 26	Nebraska	W	3-2
March 27	UCLA	L	6-0
March 27	San Diego State	W	2-0
March 27	Iowa	L	1-0
March 28	Hawai'i	L	4-3
March 31	New Mexico State	W	2-0
March 31	New Mexico State	W	5-4
*April 4	San Diego State	W	1-0
*April 4	San Diego State	W	4-2
*April 9	Utah	L	7-6 (10)
*April 9	Utah	W	2-0 (10)
*April 11	Southern Utah	W	2-1
*April 11	Southern Utah	W	8-2
*April 17	Colorado State	W	1-0
*April 17	Colorado State	W	3-1 (8)
*April 18	Creighton	L	1-0
*April 18	Creighton	W	1-0
**May 7	San Diego State	W	2-0
**May 10	Utah	L	1-0
**May 10	Colorado State	W	1-0
**May 10	Utah	L	1-0

* WAC Game
**WAC Tournament

Coach: Susan Craig

1993

Record: 33-21 | Conference: 12-12

Feb. 19	NM Highlands	W	10-0 (6)
Feb. 19	NM Highlands	W	5-0
Feb. 20	Adams State	W	10-0 (5)
Feb. 20	Adams State	W	11-0 (5)
#Feb. 25	Hawai'i	W	3-2
#Feb. 25	UT Arlington	W	3-0
#Feb. 26	Oklahoma State	L	8-0 (8)
#Feb. 26	Wichita State	W	4-2
#Feb. 27	Southern Utah	W	9-1 (5)
#Feb. 27	UT Arlington	W	8-0 (5)
#Feb. 27	Oklahoma State	L	3-1
$March 4	Utah	L	1-0
$March 4	Utah	W	7-0
$March 5	New Mexico State	W	1-0
$March 6	Stephen F. Austin	W	4-0
$March 6	Stephen F. Austin	W	11-2 (5)
$March 7	New Mexico State	W	5-1
*March 13	San Diego State	W	8-0
*March 13	San Diego State	W	6-0
*March 14	Cal State Northridge	L	4-0
*March 14	Cal State Northridge	L	2-1
^March 19	Texas A&M	L	6-1
^March 19	Arizona State	L	1-0
^March 20	Illinois State	W	1-0
^March 20	Hawai'i	L	2-1
^March 21	Arizona State	L	5-2
^March 21	Long Beach State	L	4-0
^March 21	Illinois State	W	2-1
&March 26	Creighton	W	1-0
&March 26	Iowa	W	3-1
&March 27	Pacific	W	2-1
&March 28	Sacramento State	L	3-1 (8)
*April 3	Sacramento State	L	2-0
*April 3	Sacramento State	L	1-0
*April 4	Fresno State	W	5-3 (11)
*April 4	Fresno State	W	1-0
April 6	New Mexico State	W	2-0
April 6	New Mexico State	W	6-0
*April 16	Southern Utah	W	1-0
*April 16	Southern Utah	W	3-2 (9)
*April 17	Utah	L	2-0
*April 17	Utah	L	3-0
*May 1	Cal State Northridge	L	4-0
*May 1	Cal State Northridge	L	10-1
*May 2	San Diego State	W	2-1
*May 2	San Diego State	W	2-0 (8)
*May 8	Southern Utah	W	2-1 (11)
*May 8	Southern Utah	W	6-0
*May 9	Utah	W	1-0
*May 9	Utah	L	3-0
*May 14	Sacramento State	L	2-1
*May 14	Sacramento State	L	1-0
*May 15	Fresno State	W	2-1
*May 15	Fresno State	L	10-0 (6)

#New Mexico State Invitational
$New Mexico Diamond Invitational
^Hawai'i Invitational
&San Jose Invitational
*WAC Game

Coach: Susan Craig

1994

Record: 26-22 | Conference: 14-16

%Feb. 23	Minnesota	W	4-3 (8)
%Feb. 23	Minnesota	W	10-0 (5)
%Feb. 24	Furman	W	1-0
%Feb. 24	Furman	W	7-1
%Feb. 26	New Mexico State	W	6-4
%Feb. 26	New Mexico State	L	4-3
%Feb. 27	Arizona	L	5-1
%Feb. 27	Arizona	L	7-5
#March 3	Wichita State	L	6-2
#March 3	Western Michigan	W	5-2
#March 3	Southern Utah	W	7-5
#March 4	Northwestern	L	9-4
#March 4	Oregon State	W	8-3
#March 5	Northeast Louisiana	L	5-4
March 10	Michigan State	L	5-0
March 10	Michigan State	W	16-1 (5)
*March 18	Fresno State	L	4-0
*March 18	Fresno State	L	4-2
*March 18	Sacramento State	L	7-1
*March 19	Sacramento State	L	2-0
*April 1	Southern Utah	W	2-1
*April 1	Southern Utah	W	7-2
*April 3	Utah	L	3-0
*April 3	Utah	L	6-0
*April 8	Cal State Northridge	W	2-1
*April 8	Cal State Northridge	L	10-0 (5)
*April 16	Colorado State	L	1-0
*April 16	Colorado State	W	15-0 (5)
*April 17	Colorado State	W	9-5
*April 17	Colorado State	W	8-2
April 19	New Mexico State	W	4-0
April 19	New Mexico State	W	2-1
*April 22	Sacramento State	W	4-1
*April 22	Sacramento State	W	2-0
*April 23	Fresno State	L	5-0
*April 23	Fresno State	L	6-1
*April 29	San Diego State	W	5-3
*April 29	San Diego State	L	5-4 (8)
*April 30	Cal State Northridge	L	5-1
*April 30	Cal State Northridge	L	7-1
*May 7	Colorado State	L	5-2
*May 7	Colorado State	W	7-1
*May 8	Colorado State	W	9-1 (6)
*May 8	Colorado State	W	18-6 (5)
*May 13	Utah	W	4-3 (10)
*May 13	Utah	L	8-1
*May 14	Southern Utah	W	7-2
*May 14	Southern Utah	W	8-5

%Sunwest Diamond Tourney
#New Mexico State Invitational
*WAC Game

Coach: Susan Craig

1995

Record: 12-36 | Conference: 7-22

%Feb. 23	Minnesota	L	9-1 (5)
%Feb. 23	Minnesota	W	6-5 (8)
%Feb. 25	DePaul	W	6-0
%Feb. 25	DePaul	L	8-5
%Feb. 26	New Mexico State	W	4-2
%Feb. 26	New Mexico State	W	8-3
&March 4	Pacific	L	1-0
&March 4	Arizona	L	11-0 (5)
&March 5	Pacific	W	3-1
&March 5	Arizona	L	8-0 (5)
March 15	Cal State Fullerton	L	3-0
March 16	Cal State Fullerton	L	7-2
*March 16	Sacramento State	L	3-0
*March 16	Sacramento State	L	11-5
*March 18	Fresno State	L	10-0 (5)
*March 18	Fresno State	L	4-3
@March 24	Virginia	L	7-6 (8)
@March 24	Western Michigan	L	4-3
@March 25	Arizona State	W	7-5
@March 25	San Diego State	L	7-6 (9)
@March 26	Arizona State	L	4-3
*March 31	Cal State Northridge	L	2-0
*March 31	Cal State Northridge	L	7-3
*April 1	San Diego State	L	2-1
*April 1	San Diego State	W	7-5
April 4	New Mexico State	L	4-3
April 4	New Mexico State	L	5-4
*April 7	Southern Utah	W	6-3
*April 7	Southern Utah	L	8-4
*April 15	Colorado State	L	4-0
*April 15	Colorado State	L	10-0 (6)
*April 16	Colorado State	L	6-5
*April 21	Fresno State	L	11-2
*April 21	Fresno State	L	7-4
*April 22	Sacramento State	L	5-1
*April 22	Sacramento State	L	7-1
*April 28	San Diego State	L	2-0
*April 28	San Diego State	L	1-0
*April 29	Cal State Northridge	L	6-0
*April 29	Cal State Northridge	L	7-0
*May 5	Utah	L	7-5
*May 5	Utah	L	14-5
*May 6	Utah	W	4-3 (8)

*May 6	Utah	L	17-7 (6)
*May 7	Southern Utah	W	1-0
*May 7	Southern Utah	W	6-4
*May 12	Colorado State	L	5-3
*May 12	Colorado State	W	3-0

% Sunwest Bank Lobo Diamond Tournament
& Arizona Invitational
@ Arizona State Invitational
*WAC Game

Coach: Susan Craig

1996

Record: 18-32 | Conference: 5-23

Feb. 7	Texas Tech	L	1-0
Feb. 8	Texas Tech	L	8-6
Feb. 8	Adams State	W	11-0
Feb. 11	Adams State	W	8-3
Feb. 11	Adams State	W	8-0
%Feb. 16	Baylor	L	4-3 (8)
%Feb. 16	Nebraska	L	5-2
%Feb. 17	UTSA	W	3-2
%Feb. 17	Kansas	L	4-1
#Feb. 29	Kansas	L	1-0
#Feb. 29	Minnesota	W	6-5 (8)
#March 1	Texas Tech	W	13-2
#March 1	Loyola-Chicago	W	11-5
#March 2	Wichita State	W	5-1
#March 2	Stephen F. Austin	W	5-1
#March 2	UT Arlington	W	7-3
March 13	Cal State Fullerton	L	3-1
*March 15	Cal State Northridge	W	7-1
*March 15	Cal State Northridge	L	1-0 (11)
*March 16	San Diego State	L	4-0
*March 16	San Diego State	L	6-5
&March 22	Central Michigan	L	5-4 (8)
&March 22	Arizona State	L	8-1
&March 23	Southern Utah	W	6-4
&March 23	Virginia	W	8-2
&March 24	Virginia	W	4-0
&March 24	Central Michigan	W	4-2
March 27	New Mexico State	L	2-1
March 27	New Mexico State	W	2-1
*March 30	Colorado State	L	4-1
*March 31	Colorado State	W	5-3
*April 5	Southern Utah	L	11-6
*April 5	Southern Utah	W	11-1
*April 6	Utah	L	15-2
*April 6	Utah	L	14-0
*April 12	Fresno State	L	8-1
*April 12	Fresno State	L	4-0
*April 14	Sacramento State	L	10-0
*April 14	Sacramento State	L	5-0
*April 19	San Diego State	L	8-5
*April 19	San Diego State	L	4-3
*April 20	Cal State Northridge	L	4-3
*April 20	Cal State Northridge	L	12-4
*April 26	Sacramento State	L	2-0
*April 26	Sacramento State	W	1-0
*April 27	Fresno State	L	7-0
*April 27	Fresno State	L	4-1
*May 3	Utah	L	5-0
*May 3	Utah	L	9-3
*May 4	Southern Utah	W	8-6
*May 4	Southern Utah	W	5-1
*May 10	Colorado State	L	11-1
*May 10	Colorado State	L	3-1

%University of Texas-Arlington Invitational
#New Mexico State Invitational
&Arizona State Invitational
*WAC Game

Coach: Susan Craig

1997

Record: 19-38 | Conference: 9-23 WAC

Feb. 8	Adams State	W	6-1
Feb. 8	Adams State	W	12-2 (6)
Feb. 15	Oklahoma State	L	6-2
Feb. 15	Kansas	L	6-5 (9)
Feb. 15	Illinois-Chicago	W	2-0
Feb. 16	Southwest Missouri St.	W	1-0
Feb. 19	UNLV	L	11-4
Feb. 19	UNLV	L	4-3
Feb. 21	Oregon State	L	10-3
Feb. 21	California	L	6-4
Feb. 22	Oregon	L	10-2 (6)
Feb. 22	Oklahoma State	W	9-1 (6)
Feb. 23	South Carolina	L	8-0 (5)
Feb. 27	Texas Tech	W	3-0
Feb. 27	Minnesota	L	4-2
Feb. 28	Wichita State	L	6-4
Feb. 28	Baylor	L	5-4
*March 1	Ohio State	W	4-3
*March 1	Southern Utah	W	13-5 (5)
March 2	Furman	W	11-1 (5)
*March 8	San Diego State	L	5-0
*March 8	San Diego State	L	8-1
March 11	New Mexico State	L	5-2
March 11	New Mexico State	L	6-3
March 14	St. Mary's	W	5-1
March 14	Mississippi State	L	4-0
March 14	Notre Dame	L	3-2
March 15	Arizona State	L	6-0
March 15	Mississippi State	L	7-2
*March 26	Hawai'i	L	10-7
*March 26	Hawai'i	L	10-2
*March 28	San Jose State	L	8-6
*March 28	San Jose State	W	6-0
*March 29	Fresno State	L	1-0
*March 29	Fresno State	L	4-0
*April 5	Colorado State	L	5-3
*April 5	Colorado State	L	4-1
*April 10	Utah	W	5-3
*April 10	Utah	L	3-0
*April 11	Utah	L	8-0
*April 11	Utah	L	4-1
*April 13	Colorado State	L	5-3
*April 13	Colorado State	L	11-2
*April 17	Fresno State	L	3-0
*April 19	Fresno State	W	3-1
*April 20	San Jose State	W	3-0
*April 20	San Jose State	W	7-1
*April 26	San Diego State	L	5-1
*April 26	San Diego State	L	2-0
*April 30	Hawai'i	W	12-4
*April 30	Hawai'i	L	14-0
*May 2	Tulsa	W	6-4
*May 2	Tulsa	L	7-5
*May 3	Tulsa	L	7-3
*May 3	Tulsa	W	4-2
*May 10	UNLV	W	2-1
*May 10	UNLV	L	12-1

Coach: Susan Craig

1998

Record: 23-40 | Conference: 8-24 WAC

%Feb. 6	Western New Mexico	W	5-0
%Feb. 6	Eastern New Mexico	W	15-1
%Feb. 7	Texas Tech	L	1-0
%Feb. 8	Texas Tech	W	6-3
%Feb. 8	Texas Tech	L	8-6
%Feb. 8	Adams State	W	17-0
#Feb. 13	Northeast Louisiana	W	8-2
#Feb. 13	Baylor	L	5-2
#Feb. 14	Illinois-Chicago	L	9-0
#Feb. 14	Louisiana Tech	W	3-2
#Feb. 15	Oklahoma	L	9-0
Feb. 26	Southern Utah	W	12-8
!Feb. 27	Kent State	W	4-2
!Feb. 27	Oregon	L	11-5
!Feb. 28	Loyola-Chicago	W	8-0
!Feb. 28	Wichita State	W	6-0
!March 1	Oregon	L	7-0
*March 3	San Diego State	L	4-1
*March 3	San Diego State	L	2-1
*March 6	Colorado State	W	6-0
*March 6	Colorado State	L	9-3
*March 8	Utah	L	4-1
*March 8	Utah	L	6-4
*March 11	San Diego State	L	4-0
*March 11	San Diego State	W	7-2
March 13	New Mexico State	L	3-2
March 13	New Mexico State	L	11-0
*March 17	UNLV	L	1-0
*March 17	UNLV	L	4-2
@March 20	Iowa State	L	6-0
@March 20	Arizona State	L	3-2
@March 21	Iowa State	W	8-0
@March 21	Arizona State	L	2-1
@March 22	Stephen F. Austin	L	2-1
^March 25	North Carolina	W	8-5
^March 27	Middle Tennessee	W	10-2
^March 27	South Florida	L	2-0
^March 28	Butler	W	6-1
^March 28	Mercer	W	8-3
^March 28	Alabama	L	5-0
^March 29	South Florida	L	4-1
*April 4	San Jose State	W	9-1
*April 4	San Jose State	W	3-2
*April 5	Fresno State	L	9-0
*April 5	Fresno State	L	5-3
*April 11	Hawai'i	L	3-0
*April 11	Hawai'i	L	4-1
*April 12	Hawai'i	L	6-0
*April 12	Hawai'i	L	4-2
*April 17	Colorado State	L	5-4
*April 17	Colorado State	W	7-4
*April 18	Utah	L	4-3
*April 18	Colorado State	W	7-4
*April 18	Utah	L	5-2
*April 25	Fresno State	L	2-1
*April 25	Fresno State	L	3-2
*April 26	San Jose State	L	9-1
*April 27	San Jose State	W	7-6
*May 1	Tulsa	W	4-3
*May 1	Tulsa	L	4-3
*May 2	Tulsa	L	3-2
*May 2	Tulsa	W	6-2
*May 9	UNLV	L	11-3
*May 9	UNLV	L	7-5

% Lobo Invitational
# Texas- Arlington Tournament
! NMSU Invitational
@ Arizona State Tournament
^ Georgia Tech Invitational

Coach: Susan Craig

1999

Record: 42-14 | Conference: 14-7 WAC

%Feb. 5	Eastern New Mexico	W	7-0
%Feb. 5	Eastern New Mexico	W	10-0
%Feb. 6	Texas Tech	L	1-0
%Feb. 6	Texas Tech	W	4-2
%Feb. 7	Texas Tech	W	4-1
%Feb. 7	Western New Mexico	W	5-0
%Feb. 7	Western New Mexico	W	7-0
!Feb. 13	Portland State	W	6-2
!Feb. 13	Portland State	W	7-0
!Feb. 13	NM Highlands	W	4-0
!Feb. 14	Portland State	W	8-1
!Feb. 14	Portland State	W	11-4
!Feb. 14	NM Highlands	W	1-0
@Feb. 19	Penn State	W	6-0
@Feb. 19	Texas A&M	W	6-1
@Feb. 20	Auburn	W	3-0
@Feb. 21	Penn State	W	9-1
@Feb. 21	Auburn	W	10-1
#Feb. 26	Penn State	W	1-0
#Feb. 26	Texas Tech	L	4-2 (10)
#Feb. 27	Northwestern	W	9-5 (9)
#Feb. 27	Butler	W	13-0
#Feb. 28	Texas Tech	W	3-0
#Feb. 28	Oregon State	L	3-2
March 16	Bethune-Cookman	W	8-0

March 16	Bethune-Cookman	W	3-0
March 17	Stetson	W	2-0
March 17	Stetson	W	3-0
March 18	South Florida	W	2-0
March 18	South Florida	L	1-0
March 19	Virginia	W	2-0
*March 23	Hawai'i	L	9-6
*March 24	Hawai'i	W	3-2
*March 24	Hawai'i	W	7-5
*March 26	Fresno State	L	6-1
*March 27	Fresno State	L	5-1
*March 27	Fresno State	L	4-1
*April 2	San Jose State	W	6-0
*April 3	San Jose State	W	9-3
*April 3	San Jose State	W	10-3
*April 14	Tulsa	L	3-2
*April 14	Tulsa	W	4-2
*April 15	Tulsa	W	13-0
April 20	New Mexico State	L	2-0
April 20	New Mexico State	W	6-4
*April 24	UNLV	W	9-1
*April 24	UNLV	W	8-3
*April 25	UNLV	W	9-5
*May 1	San Diego State	L	5-3
*May 1	San Diego State	L	4-1
*May 2	San Diego State	W	2-1
*May 8	Colorado State	W	5-2
*May 8	Colorado State	W	2-1 (8)
*May 9	Colorado State	W	3-2
**May 13	Hawai'i	L	3-2
**May 13	San Diego State	L	2-0

% UNM Diamond Invitational
! Lobo Invitational
@ Texas A&M Invitational
# Troy Cox Classic
*WAC Game **WAC Tournament

Coach: Susan Craig

2000

Record: 38-18 | Conference: 14-6 MW

Feb. 4	Tulsa	W	8-2
Feb. 4	Tulsa	W	10-2
Feb. 5	Cal State Fullerton	L	9-5
Feb. 5	Cal State Fullerton	L	3-2
Feb. 6	Texas Tech	W	3-0
Feb. 6	Texas Tech	W	7-1
Feb. 9	New Mexico State	W	6-3
Feb. 9	New Mexico State	W	7-2
Feb. 18	Kentucky	W	5-2
Feb. 18	Oklahoma	L	10-2
Feb. 19	Penn State	L	9-7
Feb. 19	Arizona	L	17-1
Feb. 20	Tennessee Tech	W	4-1
Feb. 25	McNeese	W	7-2
Feb. 25	Penn State	W	3-2
Feb. 26	Illinois-Chicago	W	5-4
Feb. 26	Oregon State	L	6-1
Feb. 26	New Mexico State	L	5-4
March 3	Minnesota	W	3-2 (9)
March 3	Mississippi	W	6-2
March 4	Texas A&M	W	4-1
March 4	Mississippi	W	8-0
March 5	Minnesota	W	9-5
March 5	Texas A&M	L	3-1
March 16	Northern Illinois	W	2-1
March 16	Syracuse	W	6-0
March 17	Fordham	L	2-0
March 17	Minnesota	L	1-0
March 18	Canisius	L	2-1
March 19	Western Kentucky	W	2-0
March 19	Tennessee Tech	W	4-0
March 30	New Mexico State	W	8-4
March 30	New Mexico State	W	4-1
*April 1	Colorado State	W	7-2
*April 1	Colorado State	W	7-2
*April 7	BYU	W	5-0
*April 7	BYU	W	9-3
*April 9	Utah	W	7-3
*April 9	Utah	L	9-3
*April 14	San Diego State	L	5-2
*April 14	San Diego State	W	3-1
*April 16	UNLV	W	7-5
*April 16	UNLV	W	8-2
*April 22	Colorado State	W	5-2
*April 22	Colorado State	W	4-3
*April 28	Utah	L	7-2
*April 28	Utah	L	4-0
*April 29	BYU	L	4-3
*April 29	BYU	L	6-2
*May 5	UNLV	W	9-1
*May 5	UNLV	W	8-0
*May 6	San Diego State	W	12-1
*May 6	San Diego State	W	4-0
**May 11	UNLV	W	7-0
**May 13	Colorado State	W	3-2
**May 13	Utah	L	4-3

*MW Game
**MW Tournament

Coach: Susan Craig

2001

Record: 39-24-1 | Conference: 11-6-1 MW

Feb. 1	Mississippi	W	4-3
Feb. 1	Mississippi	W	4-0
Feb. 2	Kansas	L	7-6
Feb. 3	Cal State Fullerton	L	10-2
Feb. 3	Cal State Fullerton	W	11-2
Feb. 4	Kansas	L	2-1
Feb. 16	Stanford	L	1-0
Feb. 16	Long Beach State	W	5-1
Feb. 17	Iowa State	L	2-0
Feb. 18	Utah State	W	5-4
Feb. 18	Fresno State	L	4-0
Feb. 23	Michigan State	W	13-7
Feb. 23	Washington	W	3-2
Feb. 24	Southern Mississippi	L	5-1
Feb. 24	Southern Mississippi	L	6-0
Feb. 25	Nebraska	L	3-0
Feb. 27	New Mexico State	W	4-3
Feb. 27	New Mexico State	W	9-0
March 2	Portland State	W	1-0
March 2	Pacific	L	2-0
March 3	California	L	3-1
March 3	Harvard	W	9-0
March 4	Oregon	W	3-0
March 4	Long Beach State	L	1-0
March 14	Santa Clara	W	4-2
March 14	Santa Clara	W	8-1
March 15	Sacramento State	W	1-0
March 16	Louisville	W	6-1
March 16	Morehead State	W	4-0
March 16	Texas A&M-CC	W	6-2
March 17	Eastern Illinois	W	8-0
March 17	Purdue	W	2-1
March 18	Texas Tech	L	7-1
March 21	New Mexico State	W	7-2
March 21	New Mexico State	W	2-1
March 23	Brown	W	11-2
March 24	Centenary	W	3-0
March 24	Texas A&M-CC	W	11-1
March 24	Brown	W	8-0
March 24	Texas A&M-CC	W	4-0
*March 30	Utah	L	14-5
*March 30	Utah	T	5-5
*March 31	BYU	L	4-1
*March 31	BYU	W	4-3
*April 7	Colorado State	W	2-1
*April 7	Colorado State	W	11-0
*April 13	San Diego State	L	5-4
*April 13	San Diego State	W	9-0
*April 15	UNLV	L	4-2
*April 15	UNLV	W	10-9
*April 21	BYU	W	2-0
*April 21	BYU	L	7-0
*April 22	Utah	W	2-1
*April 22	Utah	L	9-1
*April 28	Colorado State	L	3-0
*April 28	Colorado State	L	4-2
*May 4	UNLV	W	4-2
*May 4	UNLV	W	6-0
*May 6	San Diego State	L	1-0
*May 6	San Diego State	W	1-0
**May 10	Colorado State	W	2-0
**May 10	BYU	L	4-3
**May 11	UNLV	W	3-1
**May 11	San Diego State	L	4-3

*MW Game
**MW Tournament

Coach: Susan Craig

2002

Record: 18-29-1 | Conference: 10-11 MW

Feb. 1	Mississippi	L	10-9
Feb. 1	Indiana	T	2-2
Feb. 2	Indiana	L	5-4
Feb. 15	Sacramento State	W	12-7
Feb. 15	Cal State Northridge	W	1-0
Feb. 15	UC Santa Barbara	W	1-0
Feb. 16	Pacific	L	6-0
Feb. 22	Illinois-Chicago	W	5-4
Feb. 22	LSU	L	5-0
Feb. 23	Nebraska	L	6-0
Feb. 23	Utah	L	5-3
Feb. 24	Boston University	W	1-0
Feb. 24	Missouri	L	4-0
March 5	Texas Tech	L	6-2
March 5	Texas Tech	L	2-1
March 6	Texas Tech	W	7-2
March 14	DePaul	L	7-1
March 15	Arizona State	L	5-3
March 15	Texas	L	9-1 (6)
March 16	Cal State Fullerton	L	9-0
March 16	Notre Dame	W	5-4
March 22	Arizona State	L	6-2
March 22	Arizona State	L	4-3
March 24	New Mexico State	L	4-3
March 24	New Mexico State	L	9-1
*March 30	Colorado State	L	11-1
*March 30	Colorado State	W	2-1
April 3	New Mexico State	W	4-3
April 3	New Mexico State	W	9-7
*April 5	Utah	W	7-6
*April 5	Utah	L	3-0
*April 6	BYU	W	7-6
*April 6	BYU	L	6-0
*April 12	San Diego State	W	7-6
*April 12	San Diego State	L	10-4
*April 14	UNLV	W	6-1
*April 14	UNLV	L	6-4
*April 20	Colorado State	W	7-1
*April 26	UNLV	L	6-5
*April 26	UNLV	L	4-2
*April 28	San Diego State	L	4-2
*April 28	San Diego State	L	2-0
*May 3	Utah	W	8-6
*May 3	Utah	L	11-10
*May 4	BYU	W	8-7
*May 4	BYU	W	6-2
**May 9	BYU	W	4-1
**May 9	San Diego State	L	4-1
**May 10	Colorado State	L	5-3

*MW Game
**MW Tournament

Coach: Susan Craig

2003

Record: 25-37-1 | Conference: 7-13 MW

Feb. 8	UT Arlington	L	8-0
Feb. 8	Louisiana-Monroe	W	2-1
Feb. 9	Louisiana-Monroe	L	8-2
Feb. 9	Illinois	L	10-2
Feb. 14	Sacramento State	L	8-0
Feb. 15	UC Santa Barbara	W	1-0

Feb. 15	Cal State Northridge	L	10-1
Feb. 15	Loyola Marymount	L	5-3
Feb. 16	Fresno State	L	10-0
Feb. 21	Western Michigan	L	6-4
Feb. 21	Virginia	W	11-2 (5)
Feb. 22	Drake	L	3-2
Feb. 22	Oklahoma State	L	6-1
Feb. 24	Arizona	L	8-0
Feb. 28	Texas Tech	W	5-0
Feb. 28	Baylor	L	5-1
March 1	Texas A&M-CC	W	7-0
March 1	Eastern Michigan	W	7-4
March 2	Wichita State	L	4-2
March 5	New Mexico State	W	4-1
March 5	New Mexico State	W	6-0
March 7	Arizona	L	9-0
March 7	Texas Tech	L	8-0
March 8	Columbia	W	5-1
March 8	Wichita State	L	5-2
March 9	Wichita State	L	4-3
March 14	Iowa State	L	2-1
March 14	Minnesota	L	5-0
March 15	Connecticut	T	1-1
March 16	Western Illinois	W	7-0
March 21	UT-San Antonio	L	10-5
March 21	UM-Kansas City	W	6-1
March 22	BYU	L	3-2
March 22	Connecticut	W	2-1
March 23	New Mexico State	W	8-0
March 26	New Mexico State	W	6-0
March 26	New Mexico State	W	8-2
*March 28	San Diego State	L	1-0
*March 28	San Diego State	L	5-3
*March 30	UNLV	L	4-3
*March 30	UNLV	W	7-1
*April 5	Colorado State	L	1-0
*April 5	Colorado State	L	6-3
*April 10	BYU	W	4-2
*April 10	BYU	L	5-2
*April 13	Utah	L	7-3
*April 13	Utah	L	10-7
April 15	Western New Mexico	W	4-2
April 16	Western New Mexico	W	4-0
April 16	Western New Mexico	L	6-4
*April 25	BYU	L	7-1
*April 25	BYU	W	4-3
*April 27	Utah	W	7-3
*April 27	Utah	L	6-2
*April 30	Colorado State	L	4-0
*April 30	Colorado State	L	8-2
*May 2	UNLV	W	3-2
*May 2	UNLV	W	1-0
*May 4	San Diego State	W	2-1
*May 4	San Diego State	L	4-2
**May 8	Utah	W	5-0
**May 9	San Diego State	L	4-3
**May 9	UNLV	L	3-1

*MW Game
**MW Tournament
Coach: Kim Newbern

2004

Record: 30-35 | Conference: 3-16 MW

$Feb. 6	UNLV	L	3-2
$Feb. 6	#2 Arizona	L	12-0 (5)
$Feb. 7	Mississippi	W	1-0
$Feb. 7	Cal State Northridge	W	6-2
$Feb. 8	#2 Arizona	L	11-0 (5)
#Feb. 13	Western Michigan	W	8-0
#Feb. 13	#20 Arizona State	W	8-6
#Feb. 14	Nevada	L	6-5
#Feb. 14	#18 Texas A&M	L	6-0
#Feb. 15	Syracuse	W	4-3
^Feb. 20	Missouri State	W	2-0
^Feb. 20	UT Arlington	L	2-1
^Feb. 21	Wichita State	W	2-0
^Feb. 21	North Texas	W	3-1
^Feb. 22	Creighton	W	2-1
^Feb. 22	Oklahoma State	L	1-0 (8)
Feb. 28	New Mexico State	W	6-0
Feb. 28	New Mexico State	W	3-0
Feb. 29	UTEP	W	5-0
Feb. 29	UTEP	W	10-1
@March 5	Columbia	W	2-1
@March 5	Texas Tech	W	3-0
@March 6	Columbia	W	5-4
@March 6	Texas Tech	L	5-3
@March 7	Texas Tech	L	4-1
!March 12	#6 Oklahoma	L	4-3 (8)
!March 12	#6 Oklahoma	L	10-5 (8)
!March 13	Centenary	L	6-1
!March 13	Centenary	L	3-2
!March 14	McNeese	W	5-2
!March 14	McNeese	W	4-2
March 18	UTEP	W	3-1
March 18	UTEP	W	7-2
March 19	Texas Tech	L	1-0
March 19	Texas Tech	W	3-1
March 20	New Mexico State	W	2-0
March 20	New Mexico State	W	4-1
March 26	Harvard	W	10-4
March 26	Northern Colorado	W	9-7
March 27	North Texas	L	7-1
March 27	Harvard	L	8-0 (5)
March 28	Northern Colorado	L	3-1
March 28	North Texas	L	7-6
April 6	Eastern New Mexico	W	1-0
*April 9	UNLV	L	7-0
*April 9	UNLV	L	4-3
*April 11	San Diego State	L	3-2
*April 11	San Diego State	L	8-2
*April 16	Utah	L	1-0
*April 16	Utah	W	7-6
*April 17	BYU	L	2-1
*April 23	San Diego State	L	7-4
*April 23	San Diego State	L	10-3
*April 25	UNLV	W	6-2
*April 25	UNLV	W	3-0
*April 30	BYU	L	7-4
*April 30	BYU	L	4-0
*May 1	Utah	L	4-3
*May 1	Utah	L	7-2
*May 8	Colorado State	L	2-1
*May 8	Colorado State	L	3-1
*May 9	Colorado State	L	8-0
*May 9	Colorado State	L	6-4
**May 14	BYU	W	1-0
**May 14	San Diego State	L	2-1

$ Arizona Pepsi Classic
# Fiesta Bowl
^ North Texas/ Betlin Round-Up
@ Red Raider Classic
! Oklahoma Worth Invitational
*MW Game
**MW Tournament
Coach: Kim Newbern

2005

Record: 16-34 | Conference: 5-15 MW

$Feb. 4	UC Santa Barbara	L	5-0
$Feb. 5	Oregon State	L	7-3
$Feb. 5	UC Santa Barbara	L	8-7
$Feb. 6	Oregon State	L	8-3
$Feb. 6	UC Santa Barbara	L	6-4
#Feb. 18	Nebraska	L	3-0
#Feb. 18	New Mexico State	L	3-1
#Feb. 19	Loyola-Chicago	W	5-1
#Feb. 19	Colorado State	L	6-5
#Feb. 20	UT-San Antonio	W	4-3
^Feb. 25	North Texas	L	8-6
^Feb. 25	Wichita State	L	4-3
^Feb. 26	Missouri St.	L	7-1
%March 4	Centenary	L	4-3
%March 4	UC Riverside	W	5-3
%March 5	Texas A&M- CC	L	7-6
%March 5	Texas Tech	L	8-0
March 12	Indiana State	W	4-1
March 12	Indiana State	W	4-1
March 13	Indiana State	L	8-4
@March 18	Liberty	W	4-2
@March 19	New Mexico State	W	3-0
@March 20	Liberty	W	10-2
March 25	New Mexico State	W	2-0
March 25	New Mexico State	W	2-0
March 29	New Mexico State	L	4-1
March 29	New Mexico State	L	6-5
*April 1	UNLV	L	10-4
*April 1	UNLV	W	7-3
*April 3	San Diego State	W	2-1
*April 3	San Diego State	W	4-1
*April 9	Colorado State	L	5-4
*April 9	Colorado State	L	4-1
*April 16	BYU	L	4-1
*April 16	BYU	L	7-6
*April 17	Utah	L	1-0
*April 17	Utah	L	3-0
*April 23	Colorado State	L	5-0
*April 23	Colorado State	L	5-2
*April 28	BYU	L	4-0
*April 28	BYU	L	9-7
*May 1	Utah	L	5-3
*May 1	Utah	W	3-2
*May 6	San Diego State	L	3-0
*May 6	San Diego State	W	3-2
*May 8	UNLV	L	4-2
*May 8	UNLV	L	7-2
**May 12	Utah	L	1-0
**May 13	San Diego State	W	3-2
**May 13	BYU	L	2-1

$UCSB Tourney
#NMSU Tourney
^UNT Tourney
% TTU Tourney
@ Lobo Softball Classic
*MW Game
**MW Tournament
Coach: Kim Newbern

2006

Record: 23-31 | Conference: 4-16 MW

$Feb. 10	Cal State Northridge	L	15-7 (8)
$Feb. 10	Wisconsin	L	5-3
$Feb. 11	Arizona State	L	3-2
$Feb. 11	#7 Stanford	L	3-2
$Feb. 12	#5 Arizona	L	9-1 (5)
#Feb. 17	Hawai'i	W	7-3
#Feb. 17	Purdue	L	7-1
#Feb. 18	Central Michigan	L	6-2
#Feb. 18	UTEP	L	17-7
#Feb. 19	Cal Poly	L	10-4
Feb. 21	New Mexico State	W	3-1
Feb. 21	New Mexico State	L	2-1
^Feb. 24	San Jose State	L	2-1
^Feb. 24	New Mexico State	L	4-3
^Feb. 25	Northern Colorado	W	15-4
^Feb. 25	San Jose State	W	2-0
^Feb. 26	UTEP	W	10-7 (8)
March 4	Utah Valley State	W	5-4
March 4	Utah Valley State	W	7-2
March 5	Utah Valley State	W	12-1 (5)
March 5	Utah Valley State	W	6-5 (10)
March 11	New Mexico State	W	9-8
March 11	New Mexico State	W	8-0
@March 17	UC Riverside	W	6-2
@March 17	UC Riverside	W	5-1
@March 18	South Dakota State	W	10-1 (5)
@March 18	South Dakota State	W	5-3
@March 19	Texas Tech	L	4-2
March 25	Northern Colorado	W	6-5
March 25	Northern Colorado	W	9-1 (6)
March 26	Northern Colorado	W	11-5
March 26	Northern Colorado	W	8-0 (5)
*April 1	Colorado State	L	12-7
*April 1	Colorado State	L	9-3

*April 7	San Diego State	L	4-1
*April 7	San Diego State	L	6-5
*April 9	UNLV	W	1-0
*April 9	UNLV	L	4-2
*April 13	BYU	L	11-1 (5)
*April 13	BYU	L	12-10 (8)
*April 16	Utah	W	5-2
*April 16	Utah	L	5-2
*April 21	UNLV	L	6-3 (8)
*April 21	UNLV	L	11-3 (5)
*April 23	San Diego State	L	8-6
*April 23	San Diego State	L	21-5 (5)
*April 28	Utah	W	7-3
*April 28	Utah	L	8-5
*April 29	BYU	L	9-8
*April 29	BYU	L	16-1 (5)
*May 6	Colorado State	W	3-2
*May 6	Colorado State	L	6-1
**May 11	Utah	L	9-1 (5)
**May 12	UNLV	L	4-0

$Kajikawa Classic
#UNLV Tournament
^UTEP Tournament
@Airport University Inn Lobo Classic
*MW Game
**MW Tournament

Coach: Kim Newbern

2007

Record: 20-25 | Conf.: 9-11 MW

#Feb. 9	Ohio State	L	4-3
#Feb. 9	#5 Arizona State	L	3-0
#Feb. 10	#21 Fresno State	L	8-1
#Feb. 10	#3 UCLA	W	13-1 (5)
#Feb. 11	Florida	L	5-0
March 2	Lipscomb	W	12-8
March 2	#21 Georgia Tech	L	11-3 (6)
March 3	Centenary	L	3-2
March 3	Indiana State	L	10-1 (5)
March 9	Drake	W	5-4
March 9	North Dakota State	W	9-1 (5)
March 10	Kansas	L	5-0
March 10	Drake	W	8-4
March 11	Kansas	L	4-0
March 17	Utah Valley	W	3-0
March 17	Utah Valley	L	5-3
March 18	Utah Valley	W	8-0 (5)
March 24	#5 Arizona	L	13-0 (5)
March 24	#5 Arizona	L	8-0 (5)
March 25	#5 Arizona	L	11-3 (6)
March 27	Eastern New Mexico	W	19-2 (5)
March 28	New Mexico State	W	5-1
March 28	New Mexico State	W	10-3
*April 13	UNLV	W	6-1 (5)
*April 14	San Diego State	L	11-2 (6)
*April 15	San Diego State	W	6-4
*April 19	Utah	W	3-1
*April 19	Utah	W	6-5
*April 20	BYU	L	7-4
*April 21	BYU	L	6-5
April 25	New Mexico State	W	7-5
April 25	New Mexico State	L	3-1
*April 27	San Diego State	W	1-0
*April 27	San Diego State	W	4-0
*April 28	UNLV	W	5-4
*April 29	UNLV	L	7-5
*April 29	UNLV	L	8-6
*May 3	BYU	L	4-1
*May 3	BYU	L	7-4
*May 4	Utah	W	15-5 (5)
*May 5	Utah	L	8-0 (6)
*May 11	Colorado State	W	10-8
*May 11	Colorado State	L	9-8
*May 12	Colorado State	L	6-5 (8)
*May 12	Colorado State	L	11-0 (5)

Kajikawa Classic
*MW Game

Coach: Ty Singleton

2008

Record: 25-26 | Conference: 7-13 MW

Feb. 9	Evansville	W	4-1
Feb. 9	Evansville	L	10-4
Feb. 10	Evansville	W	9-1 (5)
!Feb. 15	Georgia Tech	W	1-0
!Feb. 15	#2 Alabama	L	10-2 (5)
!Feb. 16	Middle Tennessee	W	7-5
!Feb. 16	Georgia Tech	L	6-0
$Feb. 22	Wichita State	L	8-6
$Feb. 23	Washington	L	3-2
$Feb. 23	Missouri	W	6-4
$Feb. 24	Texas Tech	W	8-4
Feb. 29	Oklahoma State	W	5-4
March 1	Oklahoma State	W	3-2
March 2	Oklahoma State	W	7-4
%March 7	Wright State	W	5-4
%March 7	Georgetown	W	6-5
%March 8	Georgetown	W	5-4
%March 8	Wright State	W	8-4
March 14	#8 Arizona	L	8-1
March 15	#8 Arizona	L	8-0 (5)
March 19	#23 Long Beach State	L	10-2 (5)
#March 20	Illinois	W	6-5
#March 20	Cal State Fullerton	L	4-3
#March 22	#1 Arizona State	L	4-2
March 27	UT-San Antonio	W	15-7 (6)
March 28	Texas State	L	4-3
March 29	Texas State	L	5-0
*April 3	BYU	W	3-1
*April 3	BYU	L	9-5
*April 4	Utah	W	4-2
*April 5	Utah	L	4-3
April 8	New Mexico State	W	7-6
*April 12	Colorado State	W	15-4 (5)
*April 13	Colorado State	W	4-1
*April 18	#22 San Diego State	L	2-0
*April 18	#22 San Diego State	L	6-4
*April 19	UNLV	L	14-5
*April 20	UNLV	L	5-3
April 22	New Mexico State	W	9-1 (5)
*April 27	Colorado State	W	8-2 (8)
*April 27	Colorado State	L	11-1 (5)
April 28	Texas Tech	L	4-3
April 28	Texas Tech	W	1-0
*May 2	UNLV	L	6-3
*May 2	UNLV	L	5-3
*May 3	#19 San Diego State	L	2-1
*May 4	#19 San Diego State	L	1-0
*May 8	Utah	W	6-2
*May 8	Utah	W	9-1 (5)
*May 9	BYU	L	4-0
*May 10	BYU	L	8-4

* MW Game
! Holiday Inn Crimson Classic
$ Lobo Spring Invitational
% New Mexico Classic
# Judy Garmin Classic

Coach: Ty Singleton

2009

Record: 13-35 | Conference: 4-11 MW

Feb. 6	Syracuse	W	5-4 (8)
Feb. 7	Syracuse	L	12-6
Feb. 8	Syracuse	L	9-8
!Feb. 13	UT- San Antonio	W	10-1 (5)
!Feb. 13	Baylor	L	5-0
!Feb. 14	Northwestern State	W	3-0
!Feb. 14	Stephen F. Austin	L	5-4
!Feb. 15	Mississippi	L	6-3
$Feb. 20	Wisconsin	L	4-3
$Feb. 20	Drake	L	7-5
$Feb. 21	Texas Tech	W	6-4
$Feb. 21	Drake	W	11-9
$Feb. 22	Texas Tech	W	11-8
March 1	Oklahoma State	L	8-0 (6)
March 7	Iowa State	W	3-1
March 7	Iowa State	W	12-4 (5)
March 8	Iowa State	L	18-5 (5)
March 8	Iowa State	L	7-5 (10)
^March 12	#6 Arizona State	L	6-3
^March 13	#12 Arizona	L	9-1 (5)
^March 14	#20 DePaul	W	1-0
^March 14	Nebraska	L	3-0
^March 15	#16 Louisiana	L	9-0 (5)
March 19	Seattle	L	3-2
March 19	Seattle	L	14-8
March 21	#3 Washington	L	14-3 (5)
March 21	#3 Washington	L	4-3 (8)
March 22	#3 Washington	L	9-2
March 24	New Mexico State	L	8-7
March 28	Texas State	L	9-8
March 28	Texas State	L	4-1
March 29	Texas State	L	8-4
*April 2	Utah	W	10-7
*April 3	BYU	L	13-4 (6)
*April 4	BYU	L	10-3
*April 10	UNLV	L	8-7 (8)
*April 11	San Diego State	L	6-0
*April 12	San Diego State	W	3-1
*April 19	Colorado State	L	2-1
*April 19	Colorado State	L	4-3 (9)
*April 24	San Diego State	L	10-4
*April 25	UNLV	L	12-1 (5)
*April 26	UNLV	L	8-4
April 28	New Mexico State	L	13-8
*May 2	Colorado State	W	6-4
*May 7	BYU	L	6-3
*May 8	Utah	L	5-2
*May 9	Utah	W	5-2

* MW Game
! Getterman Classic
$ New Mexico Invitational
^ Judi Garman Classic

Coach: Ty Singleton

2010

Record: 11-37 | Conference: 1-14 MW

!Feb. 12	UT Arlington	L	3-2
!Feb. 13	Oklahoma State	L	2-1 (10)
!Feb. 14	Texas State	W	8-0 (5)
Feb. 20	Seattle	W	6-1
Feb. 20	Seattle	W	9-8
Feb. 21	Seattle	L	9-3
Feb. 21	Seattle	W	9-0 (5)
$Feb. 26	Northern Colorado	W	12-5
$Feb. 26	San Jose State	L	6-1
$Feb. 27	Weber State	L	8-1
$Feb. 27	San Jose State	W	2-0
$Feb. 28	Northern Colorado	L	13-11
$Feb. 28	UTEP	L	7-5
March 5	#25 Baylor	L	8-0 (5)
March 5	#25 Baylor	L	7-3
March 6	#25 Baylor	L	17-4 (5)
March 6	#25 Baylor	L	5-4
#March 12	Illinois	L	7-0
#March 12	#3 Missouri	L	2-0
#March 14	Bradley	W	14-5 (5)
-March 17	Purdue	L	12-4
-March 18	#1 Washington	L	10-1 (5)
-March 19	#23 Louisville	W	6-5 (8)
-March 20	#2 Arizona	L	9-3
-March 21	Fresno State	L	8-2
March 26	#2 Arizona	L	8-0 (5)
March 27	#4 Arizona	L	10-2 (6)
March 28	#4 Arizona	L	14-0 (5)
April 6	New Mexico State	L	10-0 (5)
*April 9	San Diego State	L	7-2
*April 10	UNLV	L	8-3
*April 11	UNLV	L	12-11
*April 15	BYU	L	10-5
*April 16	Utah	L	10-2 (5)
*April 17	Utah	L	9-1 (5)
April 20	New Mexico State	L	12-3
*April 24	Colorado State	L	2-1

*April 25	Colorado State	L	9-5
April 27	UTEP	L	12-2
April 27	UTEP	L	7-3
*April 29	Utah	W	10-6
*April 30	BYU	L	11-6
*May 1	BYU	L	6-1
*May 8	Colorado State	L	4-1
*May 13	UNLV	L	3-1
*May 14	San Diego State	L	6-1
*May 15	San Diego State	L	7-6 (10)

! Texas State Tournament
$ UTEP Invitational
# Missouri Children's Hospital Invitational
-Judi Garman Classic
*MW Game
Coach: Ty Singleton

2011

Record: 19-26 | Conference: 5-10 MW

Feb. 12	Utah Valley	W	10-2 (5)
Feb. 12	Utah Valley	W	7-2
Feb. 13	Utah Valley	W	8-3
Feb. 18	Baylor	L	7-2
Feb. 18	Baylor	L	4-0
Feb. 19	Baylor	L	3-1
Feb. 25	Northern Colorado	W	11-3 (6)
Feb. 26	Northern Colorado	W	11-8
Feb. 26	Northern Colorado	W	1-0 (8)
March 5	#5 Washington	L	7-4 (9)
March 5	#5 Washington	L	11-2 (6)
March 6	#5 Washington	L	12-3 (6)
March 9	#19 Texas Tech	L	9-6
March 9	#19 Texas Tech	L	5-3
March 11	Florida International	W	10-2 (5)
!March 12	Boston College	W	4-1
!March 12	Florida International	W	9-4
!March 13	Boston College	W	6-5 (9)
!March 13	Nevada	L	12-5
March 16	San Jose State	L	3-1
March 16	San Jose State	W	10-0 (6)
-March 18	Notre Dame	L	5-0
-March 18	DePaul	W	4-1
-March 19	#19 Louisiana	L	8-4
-March 20	Pacific	L	15-4 (5)
-March 20	#12 Texas	L	3-2
March 29	UTEP	W	10-4
March 29	UTEP	L	10-3
April 4	New Mexico State	W	3-2
*April 8	San Diego State	L	8-0 (5)
*April 9	UNLV	L	3-1
*April 10	UNLV	W	2-1
*April 16	Colorado State	W	13-5 (5)
*April 17	Colorado State	W	19-6 (5)
April 19	New Mexico State	L	6-0
*April 21	BYU	L	11-3 (6)
*April 22	Utah	L	8-0 (5)
*April 23	Utah	L	5-2
*April 30	Colorado State	W	13-7
*May 5	Utah	L	5-2
*May 6	BYU	L	8-3
*May 7	BYU	W	3-2
*May 12	UNLV	L	2-1
*May 13	San Diego State	L	6-3
*May 14	San Diego State	L	2-1

! Nevada Classic
- Judi Garmin Classic
*MW Game
Coach: Erica Beach

2012

Record: 27-25 | Conference: 2-10 MW

!Feb. 10	#11/16 Oregon	W	7-6
!Feb. 10	Western Michigan	W	5-4
!Feb. 11	Idaho State	W	9-8
!Feb. 11	Northwestern	W	13-5 (5)
!Feb. 12	Texas State	W	5-3
-Feb. 17	Central Arkansas	W	10-8
-Feb. 17	Bryant	W	15-1 (5)
-Feb. 18	Northern Colorado	W	11-3 (5)
-Feb. 18	Central Arkansas	W	5-3
-Feb. 19	Purdue	L	10-6 (5)
^Feb. 23	#14/16 Texas A&M	W	15-3 (6)
^Feb. 23	Oregon State	W	10-6
^Feb. 24	Cal State Fullerton	W	5-4
^Feb. 25	UC Davis	W	7-5
^Feb. 26	Cal Poly	L	4-2
+March 2	Cal State Bakersfield	W	8-0 (6)
+March 2	North Dakota	W	8-0 (6)
+March 3	Cal State Bakersfield	W	18-11
+March 3	North Dakota	W	13-8
+March 4	Utah	L	6-1
March 12	Texas Tech	L	9-4
March 12	Texas Tech	L	8-5
March 14	New Mexico State	L	8-6
March 23	Weber State	W	13-5 (5)
March 23	Seattle	W	6-5
March 24	Seattle	W	8-5
March 25	UT San Antonio	W	8-0
March 25	Weber State	W	12-1 (6)
$March 30	#6 Texas	L	2-1 (9)
$March 31	#6 Texas	L	7-3
$March 31	Tulsa	L	2-1
$April 1	#6 Texas	L	5-0
April 8	Cal State Northridge	W	5-1
April 8	Cal State Northridge	W	12-10
April 10	New Mexico State	L	9-1 (5)
April 18	#13 Arizona	L	8-1
April 18	#13 Arizona	L	5-0
*April 20	San Diego State	L	8-3
*April 21	San Diego State	L	12-6
*April 22	San Diego State	L	7-0
*April 27	Boise State	L	8-5
*April 28	Boise State	L	8-6
*April 29	Boise State	W	6-5 (8)
May 1	UTEP	L	10-7
May 2	UTEP	L	11-8
May 2	UTEP	W	14-7
*May 4	UNLV	L	8-4
*May 5	UNLV	W	13-7
*May 6	UNLV	L	7-6 (8)
*May 10	Colorado State	L	8-0 (5)
*May 10	Colorado State	L	6-5
*May 11	Colorado State	L	10-5

! Kajikawa Classic (Arizona State; Tempe, Ariz.)
~ UNM Lobo Classic (Albuquerque, N.M.)
^ Cathedral City Classic (Oregon St.) Palm Springs, Calif.
+UNM Invitational (Albuquerque, N.M.)
$ University of Texas at Austin
*Mountain West conference game
() innings
Coach: Erica Beach

2013

Record: 21-35 | Conference: 3-15 MW

!Feb. 7	Creighton	L	5-1
!Feb. 7	at #4 Arizona State	L	3-0
!Feb. 8	Cal Poly	L	3-2
!Feb. 8	San Jose State	L	9-0 (6)
!Feb. 9	#2 Oklahoma	L	11-1 (5)
&Feb. 10	Nebraska	L	11-0 (5)
&Feb. 10	at New Mexico State	L	3-0
^Feb. 15	Hampton	W	11-3 (6)
^Feb. 15	Central Michigan	W	4-1
^Feb. 16	Hampton	L	7-2
^Feb. 16	Bradley	W	3-1
^Feb. 17	IPFW	W	1-0
^Feb. 17	Central Michigan	W	4-0 (6)
Feb. 19	at New Mexico State	W	10-9
$Feb. 22	Southern	W	6-4
$Feb. 23	Auburn	W	2-1
$Feb. 23	at Texas A&M CC	L	6-5 (8)
$Feb. 24	Kansas	W	2-1
@Mar 1	Utah State	W	4-2
@Mar 1	at San Diego	W	2-1 (11)
@Mar 2	Long Beach State	L	6-2
@Mar 2	BYU	L	6-1
@Mar 3	#10 UCLA	L	14-3 (5)
%Mar 8	Bradley	W	7-1
%Mar 8	Seattle	W	2-0
%Mar 9	#19 Washington	L	12-0 (5)
%Mar 10	Yale	L	6-5
Mar 13	at #9 Oregon	L	10-0 (6)
Mar 13	at #9 Oregon	L	4-0
Mar 14	at #23 Oregon St.	W	5-3
Mar 14	at #23 Oregon St.	L	5-4
Mar 19	New Mexico State	L	2-0
+Mar 22	Oklahoma State	L	11-0 (5)
+Mar 22	Oklahoma State	L	6-1
+Mar 24	Siena College	W	13-5 (5)
+Mar 24	Siena College	W	5-2
*Mar 28	at San Diego State	L	4-1
*Mar 29	at San Diego State	L	5-0
*Mar 30	at San Diego State	L	1-0
*Apr 5	Boise State	W	7-6
*Apr 6	Boise State	W	6-5
*Apr 7	Boise State	L	13-0 (5)
*Apr 12	at UNLV	L	8-0 (6)
*Apr 13	at UNLV	W	10-0 (5)
*Apr 14	at UNLV	L	1-0
*Apr 19	Nevada	L	9-6
*Apr 20	Nevada	L	6-4
*Apr 21	Nevada	L	10-1 (6)
Apr 24	UTEP	W	6-5
Apr 24	UTEP	W	4-2
*May 3	at Fresno State	L	3-0
*May 4	at Fresno State	L	2-1
*May 5	at Fresno State	L	4-0
*May 9	Colorado State	L	3-2
*May 10	Colorado State	L	11-5
*May 11	Colorado State	L	10-5

! Kajikawa Classic (Arizona State; Tempe, Ariz.)
& Hotel Encanto Tournament (NMSU; Las Cruces, N.M.)
^ UNM Lobo Classic (Albuquerque, N.M.)
$ Best Western Marina Grand Islander Classic (Texas A&M Corpus Christi; Corpus Christi, Texas)
@ San Diego Classic I (San Diego & San Diego St.; San Diego, Calif.)
% Husky Softball Classic (Washington; Seattle, Wash.)
^ UNM Invitational (Albuquerque, N.M.)
* Mountain West conference game
Coach: Erica Beach

2014

Record: 16-26 | Conference: 7-17 MW

&Feb. 6	at No. 7 Arizona State	L	9-0 (5)
&Feb. 7	No. 24 California	L	8-2
&Feb. 7	Northwestern	L	10-0 (5)
&Feb. 8	UC Riverside	W	11-10
&Feb. 8	Portland State	L	10-0 (5)
$Feb. 14	at No. 24 Arizona	L	8-0 (5)
$Feb. 15	Grand Canyon	L	4-2
$Feb. 15	No. 4 Alabama	L	9-1 (5)
$Feb. 16	Tennessee State	L	6-4
!Feb. 21	LIU-Brooklyn	L	4-2
!Feb. 21	Cal State Northridge	L	5-2
!Feb. 22	Long Beach State	L	17-0 (6)
!Feb. 23	Cal Poly	L	6-1
!Feb. 23	No. 8 UCLA	L	13-0 (5)
@Feb. 28	Buffalo	W	5-2
@Feb. 28	Idaho State	W	11-10
@March 1	Buffalo	W	5-2
@March 2	Idaho State	L	12-9 (6)
^March 7	Detroit	W	6-5
^March 8	Detroit	W	10-3
^March 8	Detroit	W	13-3 (5)
March 11	UTEP	L	7-6
March 11	UTEP	W	9-6
#March 14	at Oklahoma State	L	6-3
#March 14	at Oklahoma State	L	5-0
#March 15	No. 14 South Alabama	L	9-0 (5)
March 19	at New Mexico State	W	4-3
*March 21	San Diego State	L	11-9

*March 22	San Diego State	L	11-3
*March 23	San Diego State	W	8-6
*March 28	at Nevada	L	13-5 (5)
*March 29	at Nevada	L	8-0 (6)
*March 30	at Nevada	L	3-1
*April 4	Fresno State	W	11-9 (8)
*April 5	Fresno State	L	9-0
*April 6	Fresno State	L	20-0 (5)
*April 11	at San Jose State	W	9-4 (10)
*April 12	at San Jose State	L	10-1 (5)
*April 13	at San Jose State	L	5-0
*April 17	UNLV	W	11-10
*April 18	UNLV	L	10-2 (5)
*April 19	UNLV	L	12-9
*April 22	at Colorado State	L	6-0
*April 22	at Colorado State	W	6-3
*April 23	at Colorado State	L	13-5 (5)
*April 25	Utah State	L	12-11
*April 26	Utah State	W	20-3 (5)
*April 27	Utah State	W	6-4
April 29	New Mexico State	L	14-2 (5)
*May 2	at Boise State	L	7-0
*May 3	at Boise State	L	7-5 (8)
*May 4	at Boise State	L	5-4

& Kajikawa Classic (Tempe, Ariz.)
$ Hillenbrand Invitational (Tucson, Ariz.)
! Mary Nutter Classic (Palm Springs, Calif.)
@ New Mexico Invitational (Albuquerque, N.M.)
^ UNM Lobo Classic (Albuquerque, N.M.)
# Cowgirl Classic
* Mountain West Games

Coach: Erica Beach

2015

Record: 29-25 | Conference: 13-11 MW

@Feb. 6	Seattle	W	4-3
@Feb. 6	BYU	L	2-0
@Feb. 7	Cal State Northridge	L	5-1
@Feb. 7	San Diego	W	6-4 (9)
@Feb. 8	UC Santa Barbara	W	6-3
!Feb. 13	No. 12 UCLA	L	16-0 (5)
!Feb. 13	Cal State Northridge	L	3-2
!Feb. 14	Utah Valley	L	9-3
!Feb. 14	Indiana	W	9-8
!Feb. 15	Seattle U	L	8-2
%Feb. 19	at Houston	W	2-1
%Feb. 20	Texas A&M-CC	W	6-2
%Feb. 20	Illinois	L	12-4 (6)
%Feb. 21	Illinois	W	12-4
%Feb. 22	Texas A&M-CC	W	6-2
March 3	UTEP	W	7-5
March 3	UTEP	W	7-4
#March 6	Cal State Bakersfield	L	8-7 (8)
#March 7	Rutgers	W	10-5
#March 7	Cal State Bakersfield	W	8-1
#March 8	Rutgers	L	9-6
March 12	Georgia Southern	L	4-2 (9)
March 12	Georgia Southern	L	4-2
$March 13	Memphis	W	6-1
$March 13	Marist	W	9-2
$March 14	Furman	L	7-5
$March 14	at Charleston	W	7-4
$March 15	Wisconsin	W	3-1
*March 20	at Utah State	L	4-0
*March 21	at Utah State	W	8-7
*March 22	at Utah State	W	12-2 (6)
March 24	New Mexico State	L	12-6
*March 27	at UNLV	L	6-5
*March 28	at UNLV	W	6-3 (8)
*March 29	at UNLV	W	2-1
*April 2	Nevada	W	4-3
*April 3	Nevada	W	6-5
*April 4	Nevada	L	7-4
*April 7	at Fresno State	L	7-1
*April 8	at Fresno State	L	4-0
*April 8	at Fresno State	L	4-1
*April 10	Colorado State	L	2-0
*April 11	Colorado State	W	4-3
*April 12	Colorado State	W	7-4
April 14	at New Mexico State	L	4-2
*April 24	at San Diego State	W	8-6
*April 25	at San Diego State	L	5-4 (8)
*April 26	at San Diego State	L	10-2 (6)
*May 1	Boise State	W	7-6
*May 2	Boise State	W	7-5
*May 3	Boise State	W	11-3 (5)
*May 7	San Jose State	L	12-9
*May 8	San Jose State	W	14-0 (5)
*May 9	San Jose State	L	8-0 (5)

@ Kajikawa Classic (Tempe, Ariz.)
! Wilson DeMarini Desert Classic (Las Vegas, Nev.)
% Hilton Houston Plaza Classic (Houston, Texas)
# Lobo Classic (Albuquerque, N.M.)
$ College of Charleston Classic (Charleston, S.C.)
* Mountain West Games

Coach: Erica Beach

2016

Record: 23-27 | Conference: 8-15 MW

@Feb. 12	San Diego	W	2-1
@Feb. 13	Stanford	W	8-4
@Feb. 13	Cal Poly	L	2-0
@Feb. 14	Oregon State	L	11-1 (5)
@Feb. 14	No. 18 Kentucky	L	15-6 (5)
!Feb. 19	Arkansas	L	2-1
!Feb. 19	Loyola Marymount	W	6-5
!Feb. 20	Bethune-Cookmane	W	8-4
!Feb. 20	Pacific	W	13-5 (5)
!Feb. 21	No. 23 Texas A&M	L	8-7
%Feb. 26	South Dakota	W	3-2
%Feb. 27	Iowa State	L	6-0
%Feb. 27	Idaho State	W	4-2
%Feb. 28	Idaho State	L	5-4
%Feb. 28	at UC Davis	W	4-3
March 5	Northern Colorado	W	7-3
March 5	Northern Colorado	W	8-3
March 6	Northern Colorado	W	10-1 (5)
March 8	at New Mexico State	L	11-3 (5)
March 15	at UTEP	W	8-2
March 15	at UTEP	W	7-6
#March 18	Arkansas	L	4-3 (8)
#March 18	No. 6 Alabama	L	6-1
#March 19	No. 23 Nebraska	W	6-3
#March 19	DePaul	W	8-6 (10)
#March 20	at Cal State Fullerton	L	2-0
*March 14	Utah State	L	7-4
*March 15	Utah State	W	13-6
*March 16	Utah State	W	4-0
*April 1	at Nevada	L	5-1
*April 2	at Nevada	L	4-0
*April 3	at Nevada	W	3-2
*April 8	No. 23 Fresno State	L	11-5
*April 9	No. 23 Fresno State	L	6-2
*April 10	No. 23 Fresno State	L	11-1 (5)
*April 15	at Colorado State	W	14-3 (6)
*April 15	at Colorado State	W	7-6
*April 22	UNLV	L	13-12
*April 23	UNLV	L	7-6
*April 24	UNLV	L	7-3
*April 29	at Boise State	W	6-3
*April 30	at Boise State	W	7-6
*May 1	at Boise State	L	7-5
*May 4	New Mexico State	L	3-2 (8)
*May 6	San Diego State	L	23-4 (5)
*May 7	San Diego State	L	2-1
*May 8	San Diego State	W	3-2 (10)
*May 12	at San Jose State	L	4-1
*May 13	at San Jose State	L	9-0 (6)
*May 14	at San Jose State	L	5-3

@ Kajikawa Classic (Tempe, Ariz.)
! Mary Nutter Classic (Palm Springs, Calif.)
% UC Davis Tournament (Davis, Calif.)
# Cal State Fullerton Easton Tournament (Fullerton, Calif.)
* Mountain West Games

Coach: Erica Beach

2017

Record: 20-30 | Conference: 6-18 MW

&Feb. 10	Seattle	W	5-0
&Feb. 10	UT Arlington	L	5-1
&Feb. 11	St. Mary's	W	4-3
&Feb. 11	Western Michigan	W	4-2
&Feb. 12	UC Riverside	W	1-0
@Feb.17	Missouri State	L	5-3
@Feb. 17	Stephen F. Austin	L	5-1
@Feb. 18	Stephen F. Austin	L	3-1
@Feb. 18	at Texas A&M	L	10-1 (5)
@Feb. 19	Missouri State	L	7-6
$Feb. 24	Texas State	L	1-0
$Feb. 24	at UTSA	L	1-0
$Feb. 25	Incarnate Word	W	11-0
$Feb. 25	at UTSA	W	5-4
$Feb. 26	Texas State	W	3-2
March 4	Northern Colorado	L	11-3 (5)
March 4	Northern Colorado	W	12-1 (5)
March 5	Northern Colorado	W	9-5
March 8	UTEP	W	7-6
March 8	UTEP	L	7-4
%March 10	Santa Clara	W	10-2 (6)
%March 11	Santa Clara	W	7-3
%March 11	Stony Brook	W	13-12
%March 12	Santa Clara	W	6-1
March 15	at NMSU	L	8-0 (5)
*March 24	at UNLV	W	3-2
*March 25	at UNLV	L	4-2
*March 26	at UNLV	W	5-4
*March 31	Colorado State	L	12-2 (6)
*April 1	Colorado State	W	7-3
*April 2	Colorado State	W	8-6
*April 7	Nevada	L	10-2 (6)
*April 8	Nevada	L	8-2
*April 9	Nevada	W	9-6
*April 13	at San Diego State	L	4-1
*April 14	at San Diego State	L	10-2 (5)
*April 15	at San Diego State	L	8-0 (6)
*April 21	at Utah State	L	9-7
*April 22	at Utah State	W	9-5
*April 23	at Utah State	L	5-2
*April 28	San Jose State	L	7-6
*April 30	San Jose State	L	10-1
*April 30	San Jose State	L	7-1
May 2	New Mexico State	L	7-6
*May 5	at Fresno State	L	5-0
*May 6	at Fresno State	L	10-1 (5)
*May 7	at Fresno State	L	3-1
*May 11	Boise State	L	8-0
*May 12	Boise State	L	5-0
*May 13	Boise State	L	4-1

& Kajikawa Classic (Tempe, Ariz.)
@ Texas A&M Tournament (College Station, Texas)
$ UTSA Tournament (San Antonio, Texas)
* Mountain West Games

Coach: Erica Beach

2018

Record: 14-39 | Conference: 7-17 MW

&Feb. 9	No. 15 Utah	L	17-0 (5)
&Feb. 9	St. Mary's	W	4-1
&Feb. 10	No. 21 Oklahoma St.	L	13-1 (5)
&Feb. 11	No. 3 Oregon	L	14-1 (5)
&Feb. 11	No. 7 Arizona	L	8-0 (5)
@Feb.16	BYU	L	8-1
@Feb. 16	Hawaii	L	5-1
@Feb. 17	UTEP	L	8-0 (5)
@Feb. 17	South Dakota	L	5-2
@Feb. 18	Cal State Northridge	W	5-2
$Feb. 23	George Washington	L	8-3
$Feb. 23	at UC Riverside	L	9-1 (6)
$Feb. 24	Montana	L	4-2
$Feb. 25	George Washington	L	5-2
$Feb. 25	at UC Riverside	L	8-1
!March 2	UTSA	L	3-2

!March 2	at Texas Tech	W	14-13 (10)
!March 3	Bowling Green State	L	7-3
!March 3	UTSA	L	8-0 (5)
!March 4	at Texas Tech	L	8-1
%March 9	St. Mary's	W	5-2
%March 9	Sacramento State	L	7-5 (8)
%March 10	Howard	W	17-1 (5)
%March 10	St. Mary's	W	3-2
%March 11	Sacramento State	L	15-12 (5)
*March 16	UNLV	W	5-2
*March 17	UNLV	L	6-0
*March 18	UNLV	L	9-1 (5)
March 21	New Mexico State	L	12-7
*March 24	at Nevada	L	16-8 (6)
*March 24	at Nevada	W	7-6
*March 25	at Nevada	L	21-7 (5)
*March 29	Fresno State	W	4-3
*March 30	Fresno State	L	14-4 (5)
*March 31	Fresno State	L	10-0 (5)
April 3	New Mexico State	W	13-4 (6)
*April 7	at Colorado State	W	5-3 (10)
*April 7	at Colorado State	L	8-0 (6)
*April 8	at Colorado State	L	12-4 (5)
April 16	at UTEP	L	7-0
*April 20	Utah State	L	1-0
*April 21	Utah State	W	8-5
*April 22	Utah State	L	5-1
April 25	at No. 10 Arizona	L	3-1
*April 27	at San Jose State	L	3-1
*April 28	at San Jose State	L	2-1
*April 29	at San Jose State	L	3-1
*May 4	San Diego State	W	5-2
*May 5	San Diego State	L	7-3
*May 6	San Diego State	W	4-1
*May 10	at Boise State	L	10-0 (5)
*May 12	at Boise State	L	10-1 (5)
*May 12	at Boise State	L	6-5

& Kajikawa Classic (Tempe, Ariz.)
@ UNLV Desert Classic (Las Vegas, Nev.)
$ UCR Classic (Riverside, Calif.)
! J. McHaney Classic (Lubbock, Texas)
% Lobo Classic (Albuquerque, N.M.)
* Mountain West Games

Coach: Paula Congleton

2019

Record: 12-41 | Conference: 3-21 MW

&Feb. 8	UTEP	W	15-6
&Feb. 9	Creighton	W	8-0 (5)
&Feb. 9	at New Mexico State	L	9-8
@Feb. 15	No. 7 Alabama	L	1-0
@Feb. 15	Cal State Fullerton	L	6-2
@Feb.16	at No. 9 Arizona	L	15-1 (5)
@Feb. 16	Illinois-Chicago	W	13-5 (6)
@Feb. 17	South Florida	L	2-1 (8)
Feb. 20	at Hawaii	L	2-1
$Feb. 21	DePaul	L	9-5
$Feb. 22	Canisius	W	10-0 (5)
$Feb. 22	at Hawaii	L	3-2
$Feb. 23	at Hawaii	W	3-2
$Feb. 23	DePaul	L	4-2
!Feb. 28	No. 3 Florida	L	1-0 (8)
!March 1	Loyola Marymount	L	4-2
!March 1	No. 7 Tennessee	L	15-1 (5)
!March 3	UCONN	L	2-1
!March 3	at Cal State Fullerton	L	19-1 (5)
%March 8	Oregon State	W	6-5
%March 8	Western Carolina	W	10-0 (5)
%March 9	Oregon State	L	5-3
%March 10	at Loyola Marymount	L	6-2
*March 15	at San Diego State	W	3-1
*March 16	at San Diego State	L	9-8
*March 17	at San Diego State	L	4-3
*March 22	Colorado State	L	9-7
*March 23	Colorado State	L	9-1 (5)
*March 24	Colorado State	L	16-3 (5)
March 26	North Dakota	W	7-6
March 26	North Dakota	W	7-3
*March 29	Nevada	L	7-1
*March 30	Nevada	L	11-6
*March 31	Nevada	L	21-1 (5)
April 2	at New Mexico State	L	8-0 (6)
April 2	at New Mexico State	L	11-3 (5)
*April 5	at Utah State	L	7-6
*April 6	at Utah State	W	6-3
*April 7	at Utah State	L	8-0 (5)
April 9	UTEP	L	7-1
*April 18	Boise State	W	7-4
*April 19	Boise State	L	17-5 (5)
*April 20	Boise State	L	22-10
April 23	New Mexico State	L	10-0 (5)
*April 26	at Fresno State	L	9-1 (5)
*April 27	at Fresno State	L	5-1
*April 28	at Fresno State	L	4-0
*May 3	San Jose State	L	10-4
*May 4	San Jose State	L	11-0 (5)
*May 5	San Jose State	L	10-0 (6)
*May 9	at UNLV	L	2-1
*May 10	at UNLV	L	8-0 (6)
*May 11	at UNLV	L	2-0

& NM State Invitational (Las Cruces, N.M..)
@ Hillenbrand Invitational (Tucson, Ariz.)
$ Hawaii Invitational (Honolulu, Hawaii)
! Judy Garman Classic (Fullerton, Calif.)
% LMU Tournament (Los Angeles, Calif.)
* Mountain West Games

Coach: Paula Congleton

2020

Record: 11-15 | Conference: N/A

&Feb. 7	Weber State	L	4-1
&Feb. 7	(RV) Stanford	L	7-6
&Feb. 8	(RV) Stanford	W	2-0
&Feb. 8	at Grand Canyon	W	9-4
&Feb. 9	at Grand Canyon	L	7-6
@Feb.14	Northern Colorado	W	12-3 (5)
@Feb. 15	Northern Colorado	W	8-3
@Feb. 15	UCSB	W	9-1 (5)
@Feb. 16	UCSB	L	7-2
$Feb. 20	UC Riverside	W	6-3
$Feb. 21	No. 16 Arizona State	L	15-0 (5)
$Feb. 22	No. 18 Missouri	L	5-0
$Feb. 22	San Diego	L	6-5
$Feb. 23	California	L	5-3
!Feb. 28	La Salle	W	11-7
!Feb. 28	Northern Colorado	L	6-5
!Feb. 29	La Salle	W	13-5 (5)
!Feb. 29	South Dakota	W	7-6 (8)
!March 1	Northern Colorado	L	8-4
!March 1	South Dakota	W	6-4
%March 6	Texas Southern	L	3-0
%March 7	Texas Southern	W	8-0 (6)
%March 7	Liberty	L	7-2
%March 8	at No. 3 Texas	L	7-0
%March 8	Liberty	L	11-3 (5)
March 11	at New Mexico State	L	4-3

& GCU Kickoff Tournament (Phoenix, Ariz.)
@ Susan Craig Classic (Albuquerque, N.M.)
$ Mary Nutter Classic (Cathedral City, Calif.)
! Lobo Classic (Albuquerque, N.M.)
% Longhorn Invitational (Austin, Texas)
*Season shortened due to Coronavirus

Coach: Paula Congleton

ALL-TIME RESULTS

School	WON	LOST	TIE
Adams State	16	0	
Adelphi	1	1	
Alabama	0	5	
Arizona	4	40	
Arizona State	5	37	
Arkansas	0	2	
Auburn	3	0	
Baylor	6	12	
Bethune-Cookman	3	0	
Boise State	9	15	
Boston College	2	0	
Boston University	1	0	
Bowling Green State	0	1	
Bradley	4	0	
Brown	2	0	
Bryant	1	0	
Buffalo	2	0	
Butler	2	0	
BYU	16	39	
California	1	5	
Cal Poly Pomona	1	6	
Cal Poly San Luis Obispo	0	5	
Cal State Bakersfield	4	1	
Cal State Fullerton	5	15	
Cal State Northridge	7	20	
Canisius	1	1	
Centenary	1	4	
Central Arizona	1	2	
Central Arkansas	2	0	
Central Michigan	7	3	
Charleston	1	0	
Colorado State	59	65	
Columbia	3	0	
Connecticut	1	3	1
Creighton	13	14	
DePaul	3	4	
Detroit	3	0	
Drake	2	2	
Eastern Arizona	1	0	
Eastern Illinois	1	0	
Eastern Michigan	5	1	
Eastern New Mexico	7	0	
Eastern Oklahoma	1	0	
Evansville	2	1	
Florida	0	2	
Florida International	2	0	
Florida State	0	2	
Fordham	0	1	
Fresno State	7	48	
Furman	3	1	
Georgetown	2	0	
George Washington	0	2	
Georgia Southern	0	2	
Georgia Tech	1	2	
Glendale	2	0	
Grand Canyon	1	2	
Hampton	1	1	
Harvard	2	1	
Hawaii	7	16	
Houston	1	0	
Howard	1	0	
Idaho State	9	4	
Illinois	2	3	
Illinois State	3	1	
Illinois-Chicago	4	1	
Incarnate Word	1	0	
Indiana	4	2	1
Indiana State	2	3	
Iowa	4	4	
Iowa State	7	10	
IPFW	1	0	
Kansas	5	17	
Kansas State	0	1	
Kent State	1	0	
Kentucky	1	1	
La Salle	2	0	
Liberty	2	2	
Lipscomb	1	0	

School	WON	LOST	TIE
LIU-Brooklyn	0	1	
Long Beach State	0	6	
Louisiana	0	2	
Louisiana Monroe	1	1	
Louisiana State	0	1	
Louisiana Tech	3	3	
Louisville	1	0	
Loyola Marymount	1	3	
Loyola-Chicago	3	0	
Marist	1	0	
Massachusetts	1	0	
McNeese State	4	0	
Memphis	1	0	
Mercer	1	0	
Mesa	2	1	
Metro State	1	0	
Michigan	4	8	
Michigan State	3	2	
Middle Tennessee	2	0	
Minnesota	12	5	
Mississippi	5	2	
Mississippi State	0	2	
Missouri	2	8	
Missouri State	2	7	
Montana	0	1	
Morehead State	1	0	
Nebraska	9	8	
Nevada	5	18	
New Mexico Highlands	30	0	
New Mexico State	83	68	
Nicholls State	3	0	
North Carolina	4	0	
North Dakota	4	0	
North Dakota State	1	0	
North Texas	1	3	
Northeast Louisiana*	3	2	
Northern Arizona	10	0	
Northern Colorado	33	15	
Northern Illinois	1	0	
Northern Iowa	1	1	
Northwestern	2	7	
Northwestern State	1	0	
Notre Dame	1	2	
Ohio State	2	1	
Oklahoma	5	13	
Oklahoma City	4	1	
Oklahoma State	7	23	
Oregon	3	6	
Oregon State	5	11	
Pacific	4	5	
Penn State	4	1	
Phoenix	0	1	
PIMA	4	0	
Portland State	5	1	
Purdue	1	3	
Rutgers	1	1	
Sacramento State	6	17	
Sam Houston	2	0	
San Diego	3	1	
San Diego State	35	75	
San Francisco	0	2	
San José State	16	23	
Santa Clara	7	2	
Seattle	8	4	
South Alabama	0	1	
South Carolina	1	2	
South Dakota	3	1	
South Dakota State	2	0	
South Florida	3	7	
Southern California	1	0	
Southern Illinois	2	1	
Southern Mississippi	0	2	
Southern Utah	23	2	
Southern	1	0	
Southwest College	4	0	
Southwest Missouri	0	2	
Southwest Texas	1	0	
St. Mary's	5	0	

School	WON	LOST	TIE
Stanford	3	3	
Stephen F. Austin	2	4	
Stetson	2	0	
Stony Brook	1	0	
Syracuse	3	2	
Temple	1	0	
Tennessee	0	1	
Tennessee Tech	2	0	
Tennessee State	0	1	
Texas	0	6	
Texas A&M	5	17	
Texas A&M- Corpus Christi	5	2	
Texas Southern	1	1	
Texas State	3	6	
Texas Tech	28	23	
Texas Wesleyan	1	0	
Texas Women's University	1	5	
Toledo	1	1	
Tulsa	8	6	
UC Davis	2	0	
UCLA	1	10	
UC Riverside	6	2	
UC Santa Barbara	4	4	
UM-Kansas City	1	0	
UNLV	30	52	
USIU	0	1	
UT Arlington	9	8	
UT- San Antonio	4	5	
Utah	41	77	1
Utah State	27	23	
Utah Valley	9	2	
UTEP	16	12	
Virginia	4	2	
Washington	1	9	
Weber State	5	10	
West Texas	4	0	
Western Carolina	1	0	
Western Illinois	1	1	
Western Kentucky	1	0	
Western Michigan	6	4	
Western New Mexico	6	1	
Wichita State	6	9	
Wisconsin	1	2	
Wright State	2	0	
Wyoming	7	5	

*Now called Louisiana Monroe

ADAMS STATE

Series Record: 16-0

2/26/87	W	4-3	
2/26/87	W	7-0	
2/20/88	W	8-1	
2/20/88	W	7-0	
3/16/88	W	8-1 (5)	
3/16/88	W	7-0 (5)	
2/22/92	W	7-0 (6)	
2/22/92	W	9-0 (5)	
2/20/93	W	10-0 (5)	
2/20/93	W	11-0 (5)	
2/8/96	W	11-0	
2/11/96	W	8-3	
2/11/96	W	8-0	
2/8/97	W	6-1	
2/8/97	W	12-2 (6)	
2/8/98	W	17-0	

ADELPHI

Series Record: 1-1

3/18/89	L	10-5 (9)	
3/15/90	W	7-4	

ALABAMA

Series Record: 0-5

3/28/98	L	5-0	
2/15/08	L	10-2 (5)	No. 2
2/15/14	L	9-1 (5)	No. 4
3/18/16	L	6-1	No. 6
2/15/19	L	1-0	No. 7

ARIZONA

Series Record: 4-40

3/18/78	L	10-3	
3/18/78	L	6-3	
3/23/78	L	8-4	
4/10/78	W	1-0	
4/15/78	W	6-4	
3/14/79	L	4-2	
3/23/79	L	8-0	
4/20/79	L	9-3	
4/20/79	L	8-1	
3/13/80	W	4-3	
4/26/87	L	6-0	
3/2/89	L	1-0	
3/1/90	L	4-3	
4/27/90	L	5-0	
4/27/90	W	2-1	
3/5/92	L	12-0 (6)	
3/10/92	L	5-0	
3/10/92	L	5-3	
2/27/94	L	5-1	
2/27/94	L	7-5	
3/4/95	L	11-0 (5)	
3/5/95	L	8-0 (5)	
2/19/00	L	17-1	
2/24/03	L	8-0	
3/7/03	L	9-0	
2/6/04	L	12-0 (5)	No. 2
2/8/04	L	11-0 (5)	No. 2
2/12/06	L	9-1 (5)	No. 5
3/24/07	L	13-0 (5)	No. 5
3/24/07	L	8-0 (5)	No. 5
3/25/07	L	11-3 (6)	No. 5
3/14/08	L	8-1	No. 8
3/15/08	L	8-0 (5)	No. 8
3/13/09	L	9-1 (5)	No. 12
3/20/10	L	9-3	No. 2
3/26/10	L	8-0	No. 4
3/27/10	L	10-2	No. 4
3/28/10	L	14-0	No. 4
4/18/12	L	8-1	No. 13
4/18/12	L	5-0	No. 13
2/14/14	L	8-0 (5)	No. 24
2/11/18	L	8-0 (5)	No. 7
4/25/18	L	3-1	No. 10
2/16/19	L	15-1 (5)	No. 9

ARIZONA STATE

Series Record: 5-37

3/1/78	L	2-0	
3/15/78	L	2-1	
4/9/78	L	2-0	
4/14/78	L	5-0	
5/7/78	L	6-1	
4/20/79	L	3-0	
4/20/79	L	3-0	
3/1/80	L	2-0	
3/1/80	L	2-0	
3/12/81	L	3-0	
3/6/82	L	6-0	
4/16/82	L	5-2	
4/19/85	L	2-1	
3/7/86	L	2-1	
4/5/86	L	2-0	
4/5/86	W	3-2	
4/26/87	L	4-2	
3/3/88	L	2-0 (8)	
4/30/88	L	8-1	
3/23/90	L	4-1	
3/2/91	W	2-0	
3/11/92	W	5-0	
3/11/92	L	2-0	
3/19/93	L	1-0	
3/21/93	L	5-2	
3/25/95	W	7-5	
3/26/95	L	4-3	
3/22/96	L	8-1	
3/15/97	L	6-0	
3/20/98	L	3-2	
3/21/98	L	2-1	
3/15/02	L	5-3	
3/22/02	L	6-2	
3/22/02	L	4-3	
2/13/04	W	8-6	No. 20
2/11/06	L	3-2	
2/9/07	L	3-0	No. 5
3/22/08	L	4-2	No. 1
3/12/09	L	6-3	No. 6
2/7/13	L	3-0	No. 4
2/6/14	L	9-0 (5)	No. 7
2/21/20	L	15-0 (5)	No. 16

ARKANSAS

Series Record: 0-2

2/19/16	L	2-1	
3/18/16	L	4-3 (8)	

AUBURN

Series Record: 3-0

2/20/99	W	3-0	
2/21/99	W	10-1	
2/23/13	W	2-1	

BAYLOR

Series Record: 6-12

3/9/83	W	4-3	
4/8/83	W	2-1	
3/15/85	W	2-0	
3/28/85	W	3-1	
3/3/88	W	9-2	
3/11/88	W	8-3	
2/16/96	L	4-3	
2/28/97	L	5-4	
2/13/98	L	5-2	
2/28/03	L	5-1	
2/13/09	L	5-0	
3/5/10	L	8-0	No. 25
3/5/10	L	7-3	No. 25
3/6/10	L	17-4	No.25
3/6/10	L	5-4	No. 25
2/18/11	L	7-2	
2/18/11	L	4-0	
2/19/11	L	3-1	

BETHUNE-COOKMAN

Series Record: 3-0

3/16/99	W	8-0	
3/16/99	W	3-0	
2/20/16	W	8-4	

BOISE STATE

Series Record: 9-15

4/27/12	L	8-5	
4/28/12	L	8-6	
4/29/12	W	6-5 (8)	
4/5/13	W	7-6	
4/6/13	W	6-5	
4/7/13	L	13-0 (5)	
5/2/14	L	7-0	
5/3/14	L	7-5 (8)	
5/4/14	L	5-4	
5/1/15	W	7-6	
5/2/15	W	7-5	
5/3/15	W	11-3 (5)	
4/29/16	W	6-3	
4/30/16	W	7-6	
5/1/16	L	7-5	
5/11/17	L	8-0	
5/12/17	L	5-0	
5/13/17	L	4-1	
5/10/18	L	10-0 (5)	
5/11/18	L	10-1 (5)	
5/12/18	L	6-5	
4/18/19	W	7-4	
4/19/19	L	17-5 (5)	
4/20/19	L	22-10	

Series Notes

Last win 4/18/19 (7-4)
Last loss 4/20/19 (22-10)
Last home win 4/18/19 (7-4)

Last home loss 4/20/19 (22-10)
Last road win 4/30/16 (7-6)
Last road loss 5/12/18 (6-5)
Last season sweep..... 2015
Last season swept..... 2018
Last five games 1-4
Last 10 games 1-9
Last shutout win..... N/A
Last shutout loss.....5/10/18 (10-0/ 5)
Longest win streak.....5 (5/1/15-4/30/16)
Longest losing streak.....7 (5/1/16-5/2/18)
UNM in five innings..... 1-4
UNM in extra innings 1-1

BOSTON COLLEGE

Series Record: 2-0

3/12/11	W	4-1
3/13/11	W	6-5 (9)

BOSTON UNIVERSITY

Series Record: 1-0

2/24/02	W	1-0

BOWLING GREEN STATE

Series Record: 0-1

3/3/18	L	7-3

BRADLEY

Series Record: 4-0

3/16/90	W	6-0
3/14/10	W	14-5
2/16/13	W	3-1
3/8/13	W	7-1

BROWN

Series Record: 2-0

3/23/01	W	11-2
3/25/01	W	8-0

BRYANT

Series Record: 1-0

2/17/12	W	15-1 (5)

BUFFALO

Series Record: 2-0

2/28/14	W	5-2
3/1/14	W	5-2

BUTLER

Series Record: 2-0

3/28/98	W	6-1
2/27/99	W	13-0

BYU

Series Record: 16-39

3/7/85	W	5-0
3/8/86	W	6-0
3/5/87	W	5-0
4/7/00	W	5-0
4/7/00	W	9-3
4/29/00	L	4-3
4/29/00	L	6-2
3/31/01	L	4-1
3/31/01	W	4-3
4/21/01	W	2-0
4/21/01	L	7-0
5/10/01	L	4-3
4/6/02	W	7-6
4/6/02	L	6-0
5/4/02	W	8-7
5/4/02	W	6-2
5/9/02	W	4-1
3/22/03	L	3-2
4/10/03	W	4-2
4/10/03	L	5-2
4/25/03	L	7-1
4/25/03	W	4-3
4/17/04	L	2-1
4/30/04	L	7-4
4/30/04	L	4-0
5/14/04	W	1-0
4/16/05	L	4-1
4/16/05	L	7-6
4/28/05	L	4-0
4/28/05	L	9-7
5/13/05	L	2-1
4/13/06	L	11-1 (5)
4/13/06	L	12-10 (8)
4/29/06	L	9-8
4/29/06	L	16-1 (5)
4/20/07	L	7-4
4/21/07	L	6-5
5/3/07	L	4-1
5/3/07	L	7-4
4/3/08	W	3-1
4/3/08	L	9-5
5/9/08	L	4-0
5/10/08	L	8-4
4/3/09	L	13-4 (6)
4/4/09	L	10-3
5/7/09	L	6-3
4/15/10	L	10-5
4/30/10	L	11-6
5/1/10	L	6-1
4/21/11	L	11-3 (6)
5/6/11	L	8-3
5/7/11	W	3-2
3/2/13	L	6-1
2/6/15	L	2-0
2/16/18	L	8-1

CALIFORNIA

Series Record: 1-5

3/26/81	W	1-0	
3/17/89	L	3-1	
2/21/97	L	6-4	
3/3/01	L	3-1	
2/7/14	L	8-2	No. 24
2/23/20	L	5-3	

CAL POLY POMONA

Series Record: 1-6

4/20/80	L	1-0 (8)
5/22/80	L	3-1
3/14/81	L	2-1
3/4/82	L	7-2
3/25/83	L	4-0
3/9/91	L	2-1 (17)
3/13/92	W	3-2

CAL POLY SLO

Series Record: 0-5

2/19/06	L	10-4
2/26/12	L	4-2
2/8/13	L	3-2
2/23/14	L	6-1
2/13/16	L	2-0

CAL STATE BAKERSFIELD

Series Record: 4-1

3/13/92	W	2-1
3/2/12	W	8-0 (6)
3/3/12	W	18-11
3/6/15	L	8-7 (8)
3/7/15	W	8-1

CAL STATE FULLERTON

Series Record: 4-16

4/17/83	L	5-1
4/17/83	L	4-3
5/13/83	L	6-0
5/14/83	W	4-0
5/15/83	L	6-0
3/8/91	L	5-1
3/8/91	W	2-0
3/15/95	L	3-0
3/16/95	L	7-2
3/13/96	L	3-1
2/5/00	L	9-5
2/5/00	L	3-2
2/3/01	L	10-2
2/3/01	W	11-2
3/16/02	L	9-0
3/20/08	L	4-3
2/24/12	W	5-4
3/20/16	L	2-0
2/15/19	L	6-2
3/3/19	L	19-1 (5)

CAL STATE NORTHRIDGE

Series Record: 7-20

3/14/92	L	1-0
3/14/93	L	4-0
3/14/93	L	2-1
5/1/93	L	4-0
5/1/93	L	10-1
4/8/94	W	2-1
4/8/94	L	10-0 (5)
4/30/94	L	5-1
4/30/94	L	7-1
3/31/95	L	2-0
3/31/95	L	7-3
4/29/95	L	6-0
4/29/95	L	7-0
3/15/96	W	7-1
3/15/96	L	1-0
4/20/96	L	4-3
4/20/96	L	12-4
2/15/02	W	1-0
2/15/03	L	10-1
2/7/04	W	6-2
2/10/06	L	15-7 (8)
4/8/12	W	5-1
4/8/12	W	12-10

2/21/14	L	5-2
2/7/15	L	5-1
2/13/15	L	3-2
2/18/18	W	5-2

CANISIUS

Series Record:1-1

3/18/00	L	2-1
2/22/19	W	10-0 (5)

CENTENARY

Series Record:1-4

3/24/01	W	3-0
3/13/04	L	6-1
3/13/04	L	3-2
3/4/05	L	4-3
3/3/07	L	3-2

CENTRAL ARIZONA

Series Record:1-2

4/7/78	W	11-4
3/8/84	L	4-0
3/8/85	L	2-0
3/3/07	L	3-2
3/8/85	L	2-0

CENTRAL ARKANSAS

Series Record: 2-0

2/17/12	W	10-8
2/18/12	W	5-3

CENTRAL MICHIGAN

Series Record: 7-3

3/16/85	W	1-0 (8)
3/28/87	W	2-0 (10)
3/23/90	W	2-1
3/2/92	W	4-0
3/2/92	L	3-1
3/22/96	L	5-4
3/24/96	W	4-2
2/18/06	L	6-2
2/15/13	W	4-1
2/17/13	W	4-0 (6)

CHARLESTON

Series Record: 1-0

3/14/15	W	7-4

COLORADO STATE

Series Record: 59-65

4/29/78	W	10-4
4/26/79	W	13-1
4/26/79	W	4-2
4/27/84	W	2-0
4/27/84	W	5-3
4/6/85	W	3-0
4/6/85	L	1-0
3/22/86	W	4-1
3/27/86	W	2-0
4/25/86	W	1-0
4/25/86	W	4-2
4/4/87	W	2-1
4/4/87	W	4-0
4/7/88	W	9-3
4/7/88	L	3-2
4/8/89	L	1-0
4/8/89	W	5-1
3/1/90	L	6-1
4/14/90	L	1-0
4/14/90	L	9-1
4/13/91	W	7-3
4/13/91	W	1-0
4/17/92	W	1-0
4/17/92	W	3-1 (8)
5/10/92	W	1-0
4/16/94	L	1-0
4/16/94	W	15-0 (5)
4/17/94	W	9-5
4/17/94	W	8-2
5/7/94	L	5-2
5/7/94	W	7-1
5/8/94	W	18-6 (5)
5/8/94	W	9-1 (6)
4/15/95	L	4-0
4/15/95	L	10-0 (6)
4/16/95	L	6-5
5/12/95	L	5-3
5/12/95	W	3-0
3/30/96	L	4-1
3/31/96	W	5-3
5/10/96	L	3-1
5/10/96	L	11-1
4/5/97	L	5-3
4/4/97	L	4-1
4/13/97	L	5-3
4/13/97	L	11-2
3/6/98	W	6-0
3/6/98	L	9-3
4/17/98	L	5-4
4/17/98	W	7-4
5/8/99	W	5-2
5/8/99	W	2-1
5/9/99	W	3-2
4/1/00	W	7-2
4/1/00	W	7-2
4/22/00	W	5-2
4/22/00	W	4-3
5/13/00	W	3-2
4/7/01	W	2-1
4/7/01	W	11-0
4/28/01	L	3-0
4/28/01	L	4-2
5/10/01	W	2-0
3/30/02	L	11-1
3/30/02	W	2-1
4/20/02	W	7-1
5/10/02	L	5-3
4/5/03	L	1-0
4/5/03	L	6-3
4/30/03	L	4-0
4/30/03	L	8-2
5/8/04	L	2-1
5/8/04	L	3-1
5/9/04	L	8-0
5/9/04	L	6-4
2/9/05	L	6-5
4/9/05	L	5-4
4/9/05	L	4-1
4/23/05	L	5-0
4/23/05	L	5-2
4/1/06	L	12-7
4/1/06	L	9-3
5/6/06	W	3-2
5/6/06	L	6-1
5/11/07	W	10-8
5/11/07	L	9-8
5/12/07	L	6-5 (8)
5/12/07	L	11-0 (5)
4/12/08	W	15-4 (5)
4/13/08	W	4-1
4/27/08	W	8-2 (8)
4/27/08	L	11-1 (5)
4/19/09	L	2-1
4/19/09	L	4-3 (9)
5/2/09	W	6-4
4/24/10	L	2-1
4/25/10	L	9-5
5/8/10	L	4-1
4/16/11	W	13-5 (5)
4/17/11	W	19-6 (5)
4/30/11	W	13-7
5/10/12	L	8-0 (5)
5/10/12	L	6-5
5/11/12	L	10-5
5/9/13	L	3-2
5/10/13	L	11-5
5/11/13	L	10-5
4/22/14	L	6-0
4/22/14	W	6-3
4/23/14	L	13-5 (5)
4/10/15	L	2-0
4/11/15	W	4-3
4/12/15	W	7-4
4/15/16	W	14-3 (6)
4/15/16	W	7-6
3/31/17	L	12-2 (6)
4/1/17	W	7-3
4/2/17	W	8-6
4/7/18	W	5-3 (10)
4/7/18	L	8-0 (6)
4/8/18	L	12-4 (5)
3/22/19	L	9-7
3/23/19	L	9-1 (5)
3/24/19	L	16-3 (5)

Series Notes

Last win ....4/7/18 (5-3 /10)
Last loss ....3/24/19 (16-3 / 5)
Last home win 4/2/17 (8-6)
Last home loss ....3/24/19 (16-3 / 5)
Last road win 4/15/16 (7-6)
Last road loss ....4/8/18 (12-4 /5)
Last season sweep 2016
Last season swept 2019
Last five games 0-5
Last 10 games 4-6
Last shutout win 5/10/01 (2-0)
Last shutout loss 4/7/18 (8-0/ 6)
Longest win streak 11 (4/17/98-4/7/01)
Longest losing streak 16 (5/10/02-4/1/06)

COLUMBIA

Series Record: 3-0

3/8/03	W	5-1
3/5/04	W	2-1
3/6/04	W	5-4

CONNECTICUT

Series Record: 1-3-1

3/14/90	L	6-0
3/14/90	L	4-0
3/15/03	T	1-1
3/22/03	W	2-1
3/3/19	L	2-1

CREIGHTON

Series Record: 13-14

3/14/80	W	3-2
3/9/81	W	2-0
3/9/81	L	7-0
3/12/86	L	2-1 (10)
3/12/86	W	2-0
5/9/86	W	1-0
5/10/86	L	3-0
4/3/87	L	5-2
4/3/87	L	7-4
4/7/89	L	4-3
4/7/89	W	4-3 (8)
5/11/89	L	4-1
4/12/90	L	2-0
4/12/90	W	1-0
5/11/90	W	8-1
5/12/90	L	2-0
5/12/90	L	4-3 (9)
4/11/91	W	8-2
4/11/91	W	2-1
5/11/91	L	1-0
3/15/92	L	3-0
4/18/93	W	1-0
4/18/93	L	1-0
3/26/93	W	1-0
2/22/04	W	2-1
2/7/13	L	5-1
2/9/19	W	8-0 (5)

DEPAUL

Series Record: 5-4

3/14/92	W	3-2	
2/25/95	W	6-0	
2/25/95	L	8-5	
3/14/02	L	7-1	
3/14/09	W	1-0	No. 20
3/18/11	W	4-1	
3/19/16	W	8-6 (10)	
2/21/19	L	9-5	
2/23/19	L	4-2	

DETROIT

Series Record: 3-0

3/7/14	W	6-5
3/8/14	W	10-3
3/8/14	W	13-3 (5)

DRAKE

Series Record:2-2

2/22/03	L	3-2
3/9/07	W	5-4
3/10/07	W	8-4
2/20/09	L	7-5

EASTERN ARIZONA

Series Record:1-0

3/12/83	W	10-0 (5)

EASTERN ILLINOIS

Series Record:1-0

3/17/01	W	8-0

EASTERN MICHIGAN

Series Record:5-1

3/14/89	W	4-1
3/14/89	W	2-1 (8)
3/1/91	W	7-5
3/4/91	L	2-0
3/4/91	W	4-3
3/1/03	W	7-4

EASTERN NEW MEXICO

Series Record:7-0

3/12/90	W	7-2
3/12/90	W	6-3
2/6/98	W	15-1
2/5/99	W	7-0
2/5/99	W	10-0
4/6/04	W	1-0
3/27/07	W	19-2(5)

EASTERN OKLAHOMA

Series Record:1-0

3/21/80	W	3-2 (8)

EVANSVILLE

Series Record:2-1

2/9/08	W	4-1
2/9/08	L	10-4
2/10/08	W	9-1 (5)

FLORIDA

Series Record: 0-2

2/11/07	L	5-0	
2/28/19	L	1-0 (8)	No. 3

FLORIDA INTERNATIONAL

Series Record: 2-0

3/11/11	W	10-2 (5)
3/12/11	W	9-4

FLORIDA STATE

Series Record: 0-2

3/31/85	L	3-2 (10)
3/11/89	L	3-2

FORDHAM

Series Record: 0-1

3/17/00	L	2-0

FRESNO STATE

Series Record: 7-48

3/14/81	W	2-1
3/2/90	L	3-1
2/28/91	L	15-4
4/4/93	W	5-3 (11)
4/493	W	1-0
5/15/93	W	2-1
5/15/93	L	10-0 (6)
3/18/94	L	4-0
3/18/94	L	4-2
4/23/94	L	5-0
4/23/94	L	6-1
3/18/95	L	10-0 (5)
3/18/95	L	4-3
4/21/95	L	11-2
4/21/95	L	7-4
4/12/96	L	8-1
4/12/96	L	4-0
4/27/96	L	7-0
4/27/96	L	4-1
3/29/97	L	1-0
3/29/97	L	4-0
4/17/97	L	3-0
4/19/97	W	3-1
4/5/98	L	9-0
4/5/98	L	5-3
4/25/98	L	2-1
4/25/98	L	3-2
3/26/99	L	6-1
3/27/99	L	5-1
3/27/99	L	4-1
2/18/01	L	4-0
2/16/03	L	10-0
2/10/07	L	8-1 No. 21
3/21/10	L	8-2
5/3/13	L	3-0
5/4/13	L	2-1
5/5/13	L	4-0
4/4/14	W	11-9 (8)
4/5/14	L	9-0
4/6/14	L	20-0 (5)
4/7/15	L	7-1
4/8/15	L	4-0
4/8/15	L	4-1
4/8/16	L	11-5 No. 23
4/9/16	L	6-2
4/9/16	L	11-1 (5)No. 23
5/5/17	L	5-0
5/6/17	L	10-1 (5)
5/7/17	L	3-1
3/29/18	W	4-3
3/30/18	L	14-4 (5)
3/31/18	L	10-0 (5)
4/26/19	L	9-1 (5)
4/27/19	L	5-1
4/28/19	L	4-0

Series Notes

Last win 3/29/18 (4-3)
Last loss 4/28/19 (4-0)
Last home win 3/29/18 (4-3
Last home loss .....3/31/18 (10-0 / 5)
Last road win 5/15/93 (2-1)
Last road loss 4/28/19 (4-0)
Last season sweep..... NA
Last season swept..... 2019
Last five games 0-5
Last 10 games 1-9
Last shutout win..... NA
Last shutout loss.....4/28/19 (4-0)
Longest win streak.....3 (4/4/93-5/15/93)
Longest losing streak.....16 (5/15/93-4/17/97)

FURMAN

Series Record: 3-1

2/24/94	W	1-0
2/24/94	W	7-1
3/2/97	W	11-1
3/14/15	L	7-5

GEORGE WASHINGTON

Series Record: 0-2

2/23/18	L	8-3
2/25/18	L	5-2

GEORGETOWN

Series Record: 2-0

3/7/08	W	6-5
3/8/08	W	5-4

GEORGIA SOUTHERN

Series Record: 0-2

3/12/15	L	4-2 (9)
3/12/15	L	4-2

GEORGIA TECH

Series Record: 1-2

3/2/07	L	11-3 (6) No. 21
2/15/08	W	1-0
2/16/08	L	6-0

GLENDALE

Series Record: 2-0

4/10/78	W	1-0
3/29/79	W	11-3

GRAND CANYON

Series Record:1-2

2/15/14	L	4-2
2/8/20	W	9-4
2/9/20	L	7-6

HAMPTON

Series Record:1-1

2/15/13	W	11-3 (6)
2/16/13	L	7-2 (8)

HARVARD

Series Record:2-1

3/3/01	W	9-0
3/26/04	W	10-4
3/27/04	L	8-0 (5)

HAWAII

Series Record: 7-16

3/12/91	W	2-1
3/13/91	L	4-1
3/13/91	L	1-0
3/28/92	L	4-3
2/25/93	W	3-2
3/20/93	L	2-1
3/26/97	L	10-7
3/26/97	L	10-2
4/30/97	W	12-4
4/30/97	L	14-0
4/11/98	L	3-0
4/11/98	L	4-1
4/12/98	L	6-0
4/12/98	L	4-2
3/23/99	L	9-6
3/24/99	W	3-2
3/24/99	W	7-5
5/13/99	L	3-2
2/17/06	W	7-3
2/16/18	L	5-1
2/20/19	L	2-1
2/22/19	L	3-2
2/23/19	W	3-2

HOUSTON

Series Record:1-0

2/19/15	W	2-1

HOWARD

Series Record:1-0

3/10/18	W	17-1

IDAHO STATE

Series Record:9-4

5/12/78	W	5-2
4/5/80	W	6-3
4/5/80	W	10-0
4/25/81	W	2-0
4/25/81	W	1-0
5/7/81	W	4-2
4/10/82	L	6-3 (10)
4/10/82	L	7-0l
2/11/12	W	9-8
2/28/14	W	11-10
3/2/14	L	12-9 (6)
2/27/16	W	4-2
2/28/16	L	5-4

ILLINOIS

Series Record: 2-3

2/9/03	L	10-2
3/20/08	W	6-5
3/12/10	L	7-0
2/20/15	L	12-4 (6)
2/21/15	W	12-4

ILLINOIS STATE

Series Record:3-1

5/22/81	W	1-0
3/25/88	L	5-4
3/20/93	W	1-0
3/21/93	W	2-1

ILLINOIS-CHICAGO

Series Record: 3-1

2/15/97	W	2-0
2/14/98	L	9-0
2/26/00	W	5-4
2/22/02	W	5-4
2/16/19	W	13-5 (6)

INCARNATE WORD

Series Record: 1-0

2/25/17	W	11-0

INDIANA

Series Record:4-2-1

3/26/82	L	8-0
3/14/85	W	1-0 (8)
3/16/86	W	4-1
3/17/89	W	4-2
2/1/02	T	2-2
2/2/02	L	5-4
2/14/15	W	9-8

INDIANA STATE

Series Record: 2-3

3/10/88	L	1-0
3/12/05	W	4-1
3/12/05	W	4-1
3/13/05	L	8-4
3/3/07	L	10-1 (5)

IOWA

Series Record:4-4

3/19/81	L	1-0
3/14/86	L	1-0
3/12/87	W	4-3
3/10/88	L	5-2
2/23/90	W	3-2
2/23/90	W	5-1
3/27/92	L	1-0
3/26/93	W	3-1

IOWA STATE

Series Record: 7-10

3/4/81	W	3-1
3/4/81	L	1-0
3/5/81	W	4-0
3/5/81	L	2-0
3/18/82	L	2-1
3/16/84	W	4-1
3/18/90	L	1-0
4/27/91	W	2-0
3/20/98	L	6-0
3/21/98	W	8-0
2/17/01	L	2-0
3/14/03	L	2-1
3/7/09	W	3-1
3/7/09	W	12-4 (5)
3/8/09	L	18-5 (5)
3/8/09	L	7-5 (10)
2/27/16	L	6-0

IPFW

Series Record:1-0

2/17/13	W	1-0 (8)

KANSAS

Series Record: 5-17

3/11/79	L	7-2
3/11/79	W	5-0
3/9/80	W	6-2
3/9/80	L	7-5
3/15/80	L	13-7
4/18/82	L	6-0
3/15/83	L	3-0
3/15/83	W	5-0
3/13/84	L	6-0

3/13/84	W	7-2	
3/7/85	L	3-2	
3/7/86	L	4-0	
3/16/86	L	8-2	
3/18/89	L	6-1	
2/17/96	L	4-1	
2/29/96	L	1-0	
2/15/97	L	6-5	
2/2/01	L	7-6	
2/4/01	L	2-1	
3/10/07	L	5-0	
3/11/07	L	4-0	
2/24/13	W	2-1	

KANSAS STATE

Series Record: 0-1

3/18/83	L	4-3	

KENT STATE

Series Record: 1-0

2/27/98	W	4-2	

KENTUCKY

Series Record: 1-1

2/18/00	W	5-2	
2/14/16	L	15-6(5)	No. 18

LIBERTY

Series Record: 2-2

3/18/05	W	4-2	
3/20/05	W	10-2	
3/7/20	L	7-2	
3/8/20	L	11-3 (5)	

LA SALLE

Series Record: 2-0

2/28/20	W	11-7	
2/29/20	W	13-5 (5)	

LIPSCOMB

Series Record: 1-0

3/2/07	W	12-8	

LIU-BROOKLYN

Series Record: 0-1

2/21/14	L	4-2	

LONG BEACH STATE

Series Record: 1-6

3/13/92	L	3-2 (10)	
3/21/93	L	4-0	
2/16/01	W	5-1	
3/4/01	L	1-0	
3/19/08	L	10-2 (5)	No. 23
3/2/13	L	6-2	
2/22/14	L	17-0 (6)	

LOUISIANA

Series Record: 0-2

3/5/09	L	9-0 (5)	No. 16
3/19/11	L	8-4	No. 19

LOUISIANA- MONROE

Series Record: 1-1

2/8/03	W	2-1	
2/9/03	L	8-2	

LSU

Series Record: 0-1

2/21/14	L	4-2	

LOUISIANA TECH

Series Record: 3-3

3/18/83	L	1-0	
3/16/84	L	4-2	
3/29/85	L	2-0	
4/28/90	W	5-2	
4/28/90	W	3-1	
2/14/98	W	3-2	

LOUISVILLE

Series Record: 1-0

3/16/01	W	6-1	

LOYOLA MARYMOUNT

Series Record: 1-3

2/15/03	L	5-3	
2/19/16	W	6-5	
3/1/19	L	4-2	
3/10/19	L	6-2	

LOYOLA-CHICAGO

Series Record: 3-0

3/1/96	W	11-5	
2/28/98	W	8-0	
2/19/05	W	5-1	

MARIST

Series Record: 1-0

3/13/15	W	9-2	

MASSACHUSETTS

Series Record: 1-0

3/17/89	W	5-0	

McNEESE STATE

Series Record: 4-0

3/1/91	W	2-0	
2/25/00	W	7-2	
3/14/04	W	5-2	
3/14/04	W	4-2	

MEMPHIS

Series Record: 1-0

3/13/15	W	6-1	

MERCER

Series Record: 1-0

3/28/98	W	8-3	

MESA

Series Record: 2-1

3/24/79	L	3-2	
3/10/83	W	9-0 (5)	
3/8/84	W	3-2	

METRO STATE

Series Record: 1-0

3/6/86	W	12-0 (5)	

MICHIGAN

Series Record: 4-8

3/6/87	L	10-3	
3/26/88	L	2-1	
2/27/89	L	5-4 (10)	
2/29/89	W	6-1	
3/2/89	L	4-3 (9)	
2/25/91	W	2-1	
2/25/91	L	2-0	
3/21/91	L	3-0	
2/24/92	L	5-1	
2/24/92	L	6-3	
2/25/92	W	5-2	
2/25/92	W	4-3	

MICHIGAN STATE

Series Record: 3-2

3/24/78	L	3-2	
3/24/78	W	4-3	
3/10/94	L	5-0	
3/10/94	W	16-1 (5)	
2/23/01	W	13-7	

MIDDLE TENNESSEE

Series Record: 2-0

3/27/98	W	10-2	
2/16/08	W	7-5	

MINNESOTA

Series Record: 12-5

3/28/80	W	4-3 (8)	
4/19/80	W	2-0	
3/11/83	W	2-1	
3/9/84	W	2-0	
3/8/86	W	1-0 (10)	
3/7/87	L	3-0	
3/1/90	W	3-0	
2/23/94	W	4-3 (8)	
2/23/94	W	10-0 (5)	
2/23/95	L	9-1 (5)	
2/23/95	W	6-5 (8)	
2/29/96	W	6-5	
2/27/97	L	4-2	
3/3/00	W	3-2 (9)	
3/5/00	W	9-5	
3/17/00	L	1-0	
3/14/03	L	5-0	

MISSISSIPPI

Series Record: 5-2

3/3/00	W	6-2	
3/4/00	W	8-0	
2/1/01	W	4-3	
2/1/01	W	4-0	
2/1/02	L	10-9	
2/7/04	W	1-0	
2/15/09	L	6-3	

MISSISSIPPI STATE

Series Record: 0-2

3/14/97	L	4-0	
3/15/97	L	7-2	

MISSOURI

Series Record: 2-8

3/21/80	L	3-2	
3/20/81	L	10-3	
3/16/85	W	1-0	
3/14/87	L	7-2	
3/10/89	L	5-3 (9)	
3/23/91	L	5-1	
2/24/02	L	4-0	
2/23/08	W	6-4	
3/12/10	L	2-0	No. 3
2/22/20	L	5-0	No. 18

MONTANA

Series Record: 0-1

2/24/18	L	4-2

MOREHEAD STATE

Series Record: 1-0

3/16/01	W	4-0

NEBRASKA

Series Record: 9-8

3/29/79	W	6-1
3/21/81	W	3-2
3/12/83	W	4-1
3/17/83	W	2-0
3/9/84	W	1-0
3/10/84	L	2-1 (8)
3/3/88	W	3-1
3/25/88	L	2-0
3/3/89	W	10-0 (5)
3/26/92	W	3-2
2/16/96	L	5-2
2/25/01	L	3-0
2/23/02	L	6-0
2/18/05	L	3-0
3/14/09	L	3-0
2/10/13	L	11-0 (5)
3/19/16	W	6-3 No. 23

NEVADA

Series Record: 5-15

2/14/04	L	6-5
3/13/11	L	12-5
4/19/13	L	9-6
4/20/13	L	6-4
4/21/13	L	10-1 (6)
3/28/14	L	13-5 (5)
3/29/14	L	8-0 (6)
3/30/14	L	3-1
4/2/15	W	4-3
4/3/15	W	6-5
4/4/15	L	7-4
4/1/16	L	5-1
4/2/16	L	4-0
4/3/16	W	3-2
4/7/17	L	10-2 (6)
4/8/17	L	8-2
4/9/17	W	9-6
3/24/18	L	16-8 (6)
3/24/18	W	7-6
3/25/18	L	21-7 (5)
3/29/19	L	7-1
3/30/19	L	11-6
3/31/19	L	21-1 (5)

Series Notes

Last win 3/24/18 (7-6)
Last loss 3/31/19 (21-1/5)
Last home win 4/9/17 (9-6)
Last home loss 3/31/19 (21-1/5)
Last road win 3/24/18 (7-6)
Last road loss ....3/25/18 (21-7 / 5)
Last season sweep.... NA
Last season swept.... 2019
Last five games 1-4
Last 10 games 3-7
Last shutout win.... NA
Last shutout loss....4/2/16 (4-0)
Longest win streak....2 (4/2/15-4/3/15)
Longest losing streak....8 (2/14/04-3/30/14)

NEW MEXICO HIGHLANDS

Series Record: 30-0

3/5/83	W	8-0 (5)
3/5/83	W	6-4
3/4/84	W	3-0
3/4/84	W	8-1
3/2/85	W	10-0 (6)
3/2/85	W	4-0
3/3/85	W	11-0 (5)
3/3/85	W	14-0 (5)
4/1/87	W	7-0
4/1/87	W	8-1
3/23/88	W	5-1
3/23/88	W	12-0 (5)
2/22/89	W	6-1
2/22/89	W	2-1
3/30/89	W	6-0
3/3/89	W	10-0 (6)
2/17/90	W	9-0
2/17/90	W	11-0
2/18/90	W	10-0
2/18/90	W	7-0
2/16/91	W	6-2
2/16/91	W	6-0
2/17/91	W	10-0 (6)
2/17/91	W	10-0 (5)
2/20/92	W	7-0 (5)
2/20/92	W	3-0
2/19/93	W	10-0 (6)
2/19/93	W	5-0
2/13/99	W	4-0
2/14/99	W	1-0

NEW MEXICO STATE

Series Record: 83-68

3/23/78	L	6-3
4/10/78	L	3-2
4/15/78	L	8-0
4/18/78	W	5-0
4/19/78	W	6-5
3/22/79	W	7-3
3/29/79	L	2-1
5/5/79	L	6-3
5/5/79	L	2-0
3/15/80	L	5-4 (9)
3/7/81	W	3-2
3/7/81	L	3-0
4/11/81	W	2-1
4/11/81	L	7-0
5/8/81	W	1-0
5/9/81	W	4-1
2/27/82	L	9-3
2/27/82	L	4-3
2/28/82	L	4-0
2/28/82	W	3-2
4/24/82	L	4-0
4/24/82	L	7-0
3/12/83	L	4-0
5/1/83	W	1-0
5/1/83	W	1-0
5/6/83	W	4-0
2/26/84	W	3-0
2/26/84	W	1-0
4/21/84	W	10-1
4/21/84	W	5-0
3/9/85	W	5-4
4/27/85	W	12-1 (6)
4/27/85	W	10-0 (5)
2/22/86	W	2-1
2/22/86	W	7-1
2/23/86	W	1-0
2/23/86	W	4-2
5/3/86	L	2-1
5/3/86	W	8-2
5/10/86	L	3-2
2/28/87	L	9-8
2/28/87	L	5-3
5/2/87	L	2-1
5/2/87	L	4-1
2/26/88	W	3-2
4/23/88	W	7-1
4/23/88	L	3-0
4/29/88	L	2-0
5/12/88	L	3-0
2/26/89	W	2-1
4/15/89	L	3-1 (8)
4/15/89	W	11-0 (5)
5/11/89	W	3-0
3/190	L	1-0
3/7/90	W	8-0
3/7/90	W	3-1
4/21/90	W	5-2 (5)
4/21/90	L	2-0
2/24/91	W	5-1
2/24/91	W	5-2
4/16/91	L	2-1
4/16/91	W	2-1
2/28/92	W	4-3
2/28/92	W	6-2
3/31/92	W	2-0
3/31/92	W	5-4
3/5/93	W	1-0
3/7/93	W	5-1
4/6/93	W	2-0
4/6/93	W	6-0
2/26/94	W	6-4
2/26/94	L	4-3
4/19/94	W	4-0
4/19/94	W	2-1
2/26/95	W	4-2
2/26/95	W	8-3
4/4/95	L	4-3
4/4/95	L	5-4

3/27/96	L	2-1
3/27/96	W	2-1
3/11/97	L	5-2
3/11/97	L	6-3
3/13/98	L	3-2
3/13/98	L	11-0
4/20/99	L	2-0
4/20/99	W	6-4
2/9/00	W	6-3
2/9/00	W	7-2
2/26/00	L	5-4
3/30/00	W	8-4
3/30/00	W	4-1
2/27/01	W	4-3
2/27/01	W	9-0
3/21/01	W	7-2
3/21/01	W	2-1
3/24/02	L	4-3
3/24/02	L	9-1
4/3/02	W	4-3
4/3/02	W	9-7
3/5/03	W	4-1
3/5/03	W	6-0
3/23/03	W	8-0
3/26/03	W	6-0
3/26/03	W	8-2
2/28/04	W	6-0
2/28/04	W	3-0
3/20/04	W	2-0
3/20/04	W	4-1
2/18/05	L	3-1
3/19/05	W	3-0
3/25/05	W	2-0
3/25/05	W	2-0
3/29/05	L	4-1
3/29/05	L	6-5
2/21/06	W	3-1
2/21/06	L	2-1
2/24/06	L	4-3
3/11/06	W	9-8
3/11/06	W	8-0 (5)
3/28/07	W	5-1
3/28/07	W	10-3
4/25/07	W	7-5
4/25/07	L	3-1
4/8/08	W	7-6
4/22/08	W	9-1 (5)
3/24/09	L	8-7
4/28/09	L	13-8
4/6/10	L	10-0
4/20/10	L	12-3
4/4/11	W	3-2
4/19/11	L	6-0
3/14/12	L	8-6
4/10/12	L	9-1 (5)
2/10/13	L	3-0
2/19/13	W	10-9
3/19/13	L	2-0
3/19/14	W	4-3
4/29/14	L	14-2 (5)
3/24/15	L	12-6
4/14/15	L	4-2
3/8/16	L	11-3 (5)
5/4/16	L	3-2 (8)
3/15/17	L	8-0 (5)
5/2/17	L	7-6
3/21/18	L	12-7
4/3/18	W	13-4 (6)
2/9/19	L	9-8
4/2/19	L	8-0 (6)
4/2/19	L	11-3 (5)
4/23/19	L	10-0 (5)
3/11/20	L	4-3

NICHOLLS STATE

Series Record: 3-0

3/4/88	W	9-3
3/3/89	W	13-0 (5)
4/28/91	W	13-0 (5)

NORTH CAROLINA

Series Record: 4-0

3/15/89	W	3-0
3/15/89	W	8-1
3/18/90	W	1-0
3/25/98	W	8-5

NORTH DAKOTA

Series Record: 4-0

3/2/12	W	8-0 (6)
3/3/12	W	13-8
3/26/19	W	7-6
3/26/19	W	7-3

NORTH DAKOTA STATE

Series Record: 1-0

3/9/07	W	9-1 (5)

NORTH TEXAS

Series Record: 1-3

2/21/04	W	3-1
3/27/04	L	7-1
3/28/04	L	7-6
2/25/05	L	8-6

NORTHEAST LOUISIANA

Series Record: 3-2

3/31/85	W	15-0
3/6/86	W	2-1
3/10/88	L	5-0
3/5/94	L	5-4
2/13/98	W	8-2

NORTHERN ARIZONA

Series Record: 10-0

3/17/78	W	2-1
3/17/78	W	6-4
4/9/78	W	11-0
3/3/84	W	1-0
3/3/84	W	5-0
3/8/84	W	4-2
3/8/85	W	1-0

NORTHERN COLORADO

Series Record: 33-15

3/22/78	L	11-0
3/22/78	L	6-4
4/2/78	L	8-0
3/21/79	W	2-1
3/21/79	W	7-5
3/24/79	L	10-0
4/27/79	L	1-0
4/27/79	L	2-0
4/26/80	L	2-0
4/26/80	W	4-0
5/9/80	W	5-2
4/17/81	W	4-2
4/17/81	W	6-5
5/2/81	W	6-0
5/2/81	W	6-0
4/3/82	L	3-2
4/3/82	L	12-2 (5)
5/6/83	L	3-2
5/7/83	W	4-0
5/7/83	W	3-1
4/14/84	W	6-1
4/14/84	W	12-1
4/28/84	W	1-0
4/28/84	W	6-3
5/11/84	W	3-1
3/26/04	W	9-7
3/28/04	L	3-1
2/25/06	W	15-4
3/25/06	W	6-5
3/25/06	W	9-1 (6)
3/26/06	W	11-5
3/26/06	W	8-0 (5)
2/26/10	W	12-5
2/28/10	L	13-11
2/25/11	W	11-3 (6)
2/26/11	W	11-8
2/26/11	W	1-0 (8)
2/18/12	W	11-3
3/5/16	W	7-3
3/5/16	W	8-3
3/6/16	W	10-1 (5)
3/4/17	L	11-3 (5)
3/4/17	W	12-1 (5)
3/5/17	W	9-5
2/14/20	W	12-3 (5)
2/15/20	W	8-3
2/28/20	L	6-5
3/1/20	L	8-4

NORTHERN ILLINOIS

Series Record: 1-0

3/16/00	W	2-1

NORTHERN IOWA

Series Record: 1-1

3/12/87	W	4-0
3/11/88	L	2-1

NORTHWESTERN

Series Record: 2-7

3/24/83	L	6-0
3/22/84	L	5-0
3/23/84	L	3-1
3/6/92	L	2-1
3/7/92	L	4-2
3/4/94	L	9-4
2/27/99	W	9-5 (9)
2/11/12	W	13-5 (5)

2/7/14	L	10-0 (5)	

NORTHWESTERN STATE

Series Record: 1-0

2/14/09	W	3-0	

NOTRE DAME

Series Record: 1-2

3/14/97	L	3-2	
3/16/02	W	5-4	
3/18/11	L	5-0	

OHIO STATE

Series Record: 2-1

3/18/82	W	3-2 (9)	
3/1/97	W	4-3	
2/9/07	L	4-3	

OKLAHOMA

Series Record: 5-13

3/12/79	W	6-0	
3/12/79	L	1-0	
3/10/80	W	1-0	
3/10/80	W	7-2	
3/21/81	L	8-0	
5/20/81	L	1-0	
3/10/84	W	1-0	
3/23/84	L	3-2	
3/16/85	W	3-0	
3/13/87	L	5-2	
4/11/87	L	7-5	
4/11/87	L	10-1	
4/12/87	L	2-0	
2/15/98	L	9-0	
2/18/00	L	10-2	
3/12/04	L	4-3	No. 6
3/12/04	L	10-5	No. 6
2/9/13	L	11-1 (5)	No. 2

OKLAHOMA CITY

Series Record: 4-1

3/10/83	W	5-1	
3/7/85	W	7-0	
3/9/85	W	3-0	
3/13/86	W	3-2	
3/6/87	L	7-0	

OKLAHOMA STATE

Series Record: 7-23

3/16/79	W	5-3	
3/13/80	W	6-0	
3/13/81	L	4-3	
3/19/81	W	1-0	
5/23/81	L	5-2	
4/17/82	L	9-5	
4/15/83	L	6-2	
3/10/84	L	3-1 (8)	
3/14/85	L	5-2	
3/27/87	L	8-0	
3/11/88	L	3-1 (8)	
4/30/88	L	4-0	
3/2/89	L	18-1 (5)	
3/6/92	L	1-0	
2/26/93	L	8-0 (8)	
2/27/93	L	3-1	
2/15/97	L	6-2	
2/22/97	W	9-1	
2/22/03	L	6-1	
2/22/04	L	1-0 (8)	
2/29/08	W	5-4	
3/1/08	W	3-2	
3/2/08	W	7-4	
3/1/09	L	8-0 (6)	
2/13/10	L	2-1 (10)	
3/22/13	L	11-0 (5)	
3/22/13	L	6-1	
3/14/14	L	6-3	
3/14/14	L	5-0	
2/10/18	L	13-1 (5)	

OREGON

Series Record: 3-6

3/4/88	W	4-2	
2/22/97	L	10-2	
2/27/98	L	11-5	
3/1/98	L	7-0	
3/4/01	W	3-0	
2/10/12	W	7-6	No. 11/16
3/13/13	L	10-0 (6)	No. 9
3/13/13	L	4-0	No. 9
2/11/18	L	14-1 (5)	No. 3

OREGON STATE

Series Record: 5-11

4/21/79	L	1-0	
4/21/79	W	7-4	
4/20/85	L	3-2	
4/17/86	L	2-1	
3/4/94	W	8-3	
2/21/97	L	10-3	
2/28/99	L	3-2	
2/26/00	L	6-1	
2/5/05	L	7-3	
2/6/05	L	8-3	
2/23/12	W	10-6	
3/14/13	W	5-3	No. 23
3/14/13	L	5-4	No. 23
3/8/19	W	6-5	
3/9/19	L	5-3	

PACIFIC

Series Record: 4-5

3/5/82	L	2-1	
4/20/85	W	1-0	
3/27/93	W	2-1	
3/4/95	L	1-0	
3/5/95	W	3-1	
3/2/01	L	2-0	
2/16/02	L	6-0	
3/20/11	L	15-4 (5)	
2/20/16	W	13-5 (5)	

PENN STATE

Series Record: 4-1

2/19/99	W	6-0	
2/21/99	W	9-1 (6)	
2/26/99	W	1-0	
2/19/00	L	9-7 (9)	
2/25/00	W	3-2 (8)	

PHOENIX

Series Record: 0-1

3/29/79	L	2-1	

PIMA

Series Record: 4-0

3/17/78	W	8-7	
3/24/79	W	4-0	
3/10/83	W	1-0	
3/9/85	W	8-0 (5)	

PORTLAND STATE

Series Record: 5-1

2/13/99	W	6-2	
2/13/99	W	7-0	
2/14/99	W	8-1	
2/14/99	W	11-4	
3/2/01	W	1-0	
2/8/14	L	10-0 (5)	

PURDUE

Series Record: 1-3

3/17/01	W	2-1	
2/17/06	L	7-1	
3/17/10	L	12-4	
2/19/12	L	10-6 (5)	

RUTGERS

Series Record: 1-1

3/7/15	W	10-5	
3/8/15	L	9-6	

SACRAMENTO STATE

Series Record: 6-17

3/23/90	W	5-3	
3/28/93	L	3-1 (8)	
4/3/93	L	2-0	
4/3/93	L	1-0	
5/14/93	L	2-1	
5/14/93	L	1-0	
3/18/94	L	7-1	
3/19/94	L	2-0	
4/22/94	W	4-1	
4/22/94	W	2-0	
3/16/95	L	2-0	
3/16/95	L	11-5	
4/22/95	L	5-1	
4/22/95	L	7-1	
4/14/96	L	10-0	
4/14/96	L	5-0	
4/26/96	L	2-0	
4/26/96	W	1-0	
3/15/01	W	1-0	
2/15/02	W	12-7	
2/14/03	L	8-0 (6)	
3/9/18	L	7-5 (8)	
3/11/18	L	15-12 (5)	

SAM HOUSTON

Series Record: 2-0

3/21/81	W	7-3	
4/10/83	W	1-0 (11)	

SAN DIEGO

Series Record: 3-1

3/1/13	W	2-1 (11)
2/7/15	W	6-4 (9)
2/12/16	W	2-1
2/22/20	L	6-5

SAN DIEGO STATE

Series Record: 35-75

4/18/85	L	2-1	
4/20/91	L	1-0	
4/20/91	L	5-4 (10)	
5/9/91	W	1-0 (8)	
3/5/92	W	2-1 (8)	
3/27/92	W	2-0	
4/4/92	W	1-0	
4/4/92	W	4-2	
5/7/92	W	2-0	
3/13/93	W	8-0	
3/13/93	W	6-0	
5/2/93	W	2-1 (11)	
5/2/93	W	2-0 (8)	
4/29/94	W	5-3	
4/29/94	L	5-4 (8)	
3/25/95	L	7-6 (9)	
4/1/95	L	2-1	
4/1/95	W	7-5	
4/28/95	L	2-0	
4/28/95	L	1-0	
3/16/96	L	4-0	
3/16/96	L	6-5	
4/19/96	L	8-5	
4/19/96	L	4-3	
3/8/97	L	5-0	
3/8/97	L	8-1	
4/26/97	L	5-1	
4/26/97	L	2-0	
3/3/98	L	4-1	
3/3/98	L	2-1	
3/11/98	L	4-0	
3/11/98	W	7-2	
5/1/99	L	5-3	
5/1/99	L	4-1	
5/2/99	W	2-1	
5/13/99	L	2-0	
4/14/00	L	5-2	
4/14/00	W	3-1	
5/6/00	W	12-1	
5/6/00	W	4-0	
4/13/01	L	5-4	
4/13/01	W	9-0	
5/6/01	L	1-0	
5/6/01	W	1-0	
5/11/01	L	4-3	
4/12/02	W	7-6	
4/12/02	L	10-4	
4/28/02	L	4-2	
4/28/02	L	2-0	
5/9/02	L	4-1	
3/28/03	L	1-0	
3/28/03	L	5-3	
5/4/03	W	2-1	
5/4/03	L	4-2	
5/9/03	L	4-3	
4/11/04	L	3-2	
4/11/04	L	8-2	
4/23/04	L	7-4	
4/23/04	L	10-3	
5/14/04	L	2-1	
4/3/05	W	2-1	
4/3/05	W	4-1	
5/6/05	L	3-0	
5/6/05	W	3-2	
5/13/05	W	3-2	
4/7/06	L	4-1	
4/7/06	L	6-5	
4/23/06	L	8-6	
4/23/06	L	21-5 (5)	
4/14/07	L	11-2 (6)	
4/15/07	W	6-4	
4/27/07	W	1-0	
4/27/07	W	4-0	
4/18/08	L	2-0	No. 22
4/18/08	L	6-4	No. 22
5/3/08	L	2-1	No. 19
5/4/08	L	1-0	No. 19
4/11/09	L	6-0	
4/12/09	W	3-1	
4/24/09	L	10-4	
4/9/10	L	7-2	
5/14/10	L	6-1	
5/15/10	L	7-6 (10)	
4/8/11	L	8-0 (5)	
5/13/11	L	6-3	
5/14/11	L	2-1	
4/20/12	L	8-3	
4/21/12	L	12-6	
4/22/12	L	7-0	
3/28/13	L	4-1	
3/29/13	L	5-0	
3/30/13	L	1-0	
3/21/14	L	11-9	
3/22/14	L	11-3	
3/23/14	W	8-6	
4/24/15	W	8-6	
4/25/15	L	5-4 (8)	
4/26/15	L	10-2 (6)	
5/6/16	L	23-4 (5)	
5/7/16	L	2-1	
5/8/16	W	3-2 (10)	
4/13/17	L	4-1	
4/14/17	L	10-2 (5)	
4/15/17	L	8-0 (6)	
5/4/18	W	5-2	
5/5/18	L	7-3	
5/6/18	W	4-1	
3/15/19	W	3-1	
3/16/19	L	9-8	
3/17/19	L	4-3	

Series Notes

Last win 3/15/19 (3-1)
Last loss 3/17/19 (4-3)
Last home win 5/6/18 (4-1)
Last home loss 5/5/18 (7-3)
Last road win 3/15/19 (3-1)
Last road loss 3/17/19 (4-3)
Last season sweep..... 1993
Last season swept..... 2017
Last five games 2-3
Last 10 games 4-6
Last shutout win.....4/27/07 (4-0)
Last shutout loss.....4/15/17 (8-0 / 6)
Longest win streak.....11 (5/9/91-4/29/94)
Longest losing streak.....15 (4/24/09-3/22/14)

SAN FRANCISCO

Series Record: 0-2

4/18/85	L	3-0
4/17/86	L	7-3

SAN JOSÈ STATE

Series Record: 16-23

3/28/87	L	4-0
3/22/91	W	5-3
3/23/91	W	7-2
3/28/97	L	8-6
3/28/97	W	6-0
4/20/97	W	3-0
4/20/97	W	7-1
4/4/98	W	9-0
4/4/98	W	3-2
4/26/98	L	9-1
4/27/98	W	7-6
4/2/99	W	6-0
4/3/99	W	9-3
4/3/99	W	10-3
2/24/06	L	2-1
2/25/06	W	2-0
2/26/10	L	6-1
2/27/10	W	2-0
3/16/11	L	3-1
3/16/11	W	10-0 (6)
2/8/13	L	9-0 (6)
4/11/14	W	9-4 (10)
4/12/14	L	10-1 (5)
4/13/14	L	5-0
5/7/15	L	12-9
5/8/15	W	14-0 (5)
5/9/15	L	8-0 (5)
5/12/16	L	4-1
5/13/16	L	9-0 (6)
5/14/16	L	5-3
4/28/17	L	7-6
4/30/17	L	10-1
4/30/17	L	7-1
4/27/18	L	3-1
4/28/18	L	2-1
4/29/18	L	3-1
5/3/19	L	10-4
5/4/19	L	11-0 (5)
5/5/19	L	10-0 (6)

Series Notes

Last win .....5/8/15 (14-0 / 5)
Last loss 5/5/19 (10-0/6)
Last home win .....5/8/15 (14-0 / 5)
Last home loss 5/5/19 (10-0/6)
Last road win .....4/11/14 (9-4 / 10)
Last road loss 4/29/18 (3-1)
Last season sweep..... 1999
Last season swept..... 2019
Last five games 0-5
Last 10 games 0-10
Last shutout win.....5/8/15 (14-0 / 5)
Last shutout loss.....5/13/16 (9-0 /6)
Longest win streak.....5 (3/28/97-4/4/98)
Longest losing streak.....13 (5/9/15-5/5/19)

SANTA CLARA

Series Record: 7-2

3/27/87	L	3-1	
3/25/88	L	2-0	
3/24/90	W	5-4	
3/22/91	W	10-0 (5)	
3/14/01	W	4-2	
3/14/01	W	8-1	
3/10/17	W	10-2 (6)	
3/11/17	W	7-3	
3/12/17	W	6-1	

SEATTLE

Series Record: 8-4

3/19/09	L	3-2	
3/19/09	L	14-8	
2/20/10	W	6-1	
2/20/10	W	9-8	
2/21/10	L	9-3	
2/21/10	W	9-0	
3/23/12	W	6-5	
3/24/12	W	8-5	
3/8/13	W	2-0	
2/6/15	W	4-3	
2/15/15	L	8-2	
2/10/17	W	5-0	

SOUTH ALABAMA

Series Record: 0-1

3/15/14	L	9-0 (5)	No. 14

SOUTH CAROLINA

Series Record: 1-2

3/24/84	L	2-0	
4/27/91	W	5-1	
2/23/97	L	8-0	

SOUTH DAKOTA

Series Record: 3-1

2/26/16	W	3-2	
2/17/18	L	5-2	
2/29/20	W	7-6 (8)	
3/1/20	W	6-4	

SOUTH DAKOTA STATE

Series Record: 2-0

3/18/06	W	10-1 (5)	
3/18/06	W	5-3	

SOUTH FLORIDA

Series Record: 3-7

3/28/85	L	2-1	
4/24/87	W	7-2	
4/29/88	W	7-1	
5/1/88	L	7-3	
3/16/90	L	6-2	
3/27/98	L	2-0	
3/29/98	L	4-1	
3/18/99	W	2-0	
3/18/99	L	1-0	
2/17/19	L	2-1 (8)	

SOUTHERN CALIFORNIA

Series Record: 1-0

4/17/86	W	8-0 (5)	

SOUTHERN ILLINOIS

Series Record: 2-1

4/20/80	L	4-2	
3/16/84	W	9-0	
3/13/86	W	5-3	

SOUTHERN MISSISSIPPI

Series Record: 0-2

2/24/01	L	5-1	
2/24/01	L	6-0	

SOUTHERN UTAH

Series Record: 25-2

5/11/78	W	19-5	
4/5/91	W	9-6	
4/5/91	W	6-3	
5/9/91	W	6-4	
4/11/92	W	2-1	
4/11/92	W	8-2	
2/27/93	W	9-1 (5)	
4/16/93	W	1-0	
4/16/93	W	3-2 (9)	
5/8/93	W	2-1	
5/8/93	W	6-0	
3/3/94	W	7-5	
4/1/94	W	2-1	
4/1/94	W	7-2	
5/14/94	W	7-2	
5/14/94	W	8-5	
4/7/95	W	6-3	
4/7/95	L	8-4	
5/7/95	W	1-0	
5/7/95	W	6-4	
3/23/96	W	6-4	
4/5/96	L	11-6	
4/5/96	W	11-1	
5/4/96	W	8-6	
5/4/96	W	5-1	
3/1/97	W	13-5	
2/26/98	W	12-8	

SOUTHERN

Series Record: 1-0

2/22/13	W	6-4	

SOUTHWEST COLLEGE

Series Record: 4-0

2/18/89	W	11-0	
2/18/89	W	12-0	
2/19/89	W	12-0	
2/19/89	W	22-0 (5)	

SOUTHWEST MISSOURI ST/ MISSOURI STATE

Series Record: 2-7

3/29/80	L	2-0	
3/20/81	L	2-1	
3/19/82	L	4-3	
3/31/85	L	3-1	
2/16/97	W	1-0	
2/20/04	W	2-0	
2/26/05	L	7-1	
2/17/17	L	5-3	
2/19/17	L	7-6	

SOUTHWEST TEXAS

Series Record: 1-0

3/11/88	W	2-1	

ST. MARY'S

Series Record: 5-0

3/14/97	W	5-1	
2/11/17	W	4-3	
2/9/18	W	4-1	
3/9/18	W	5-2	
3/10/18	W	3-2	

STANFORD

Series Record: 3-3

3/31/85	W	3-0	
2/16/01	L	1-0	
2/11/06	L	3-2	No. 7
2/13/16	W	8-4	
2/7/20	L	7-6	
2/8/20	W	2-0	

STEPHEN F. AUSTIN

Series Record: 4-4

3/28/80	W	3-2	
3/6/93	W	4-0	
3/6/93	W	11-2 (5)	
3/2/96	W	5-1	
3/22/98	L	2-1	
2/14/09	L	5-4	
2/17/17	L	5-1	
2/18/17	L	3-1	

STETSON

Series Record: 2-0

3/17/99	W	2-0	
3/17/99	W	3-0	

STONY BROOK

Series Record: 1-0

3/11/17	W	13-12	

SYRACUSE

Series Record: 3-2

3/16/00	W	6-0	
2/15/04	W	4-3	
2/6/09	W	5-4 (8)	
2/7/09	L	12-6	
2/8/09	L	9-8	

TEMPLE

Series Record: 1-0

3/10/89	W	4-2	

TENNESSEE TECH

Series Record: 2-0

2/20/00	W	4-1	
3/19/00	W	4-0	

TENNESSEE

Series Record: 0-1

3/1/19	L	15-1(5)	No. 7

TENNESSEE STATE

Series Record: 0-1

2/16/14	L	6-4

TEXAS

Series Record: 0-6

3/15/02	L	9-1(6)	
3/20/11	L	3-2	No. 12
3/30/12	L	2-1 (9)	No. 6
3/31/12	L	7-3	No. 6
4/1/12	L	5-0	No. 6
3/8/20	L	7-0	No. 3

TEXAS A&M

Series Record: 5-17

3/25/82	L	1-0	
4/8/83	L	3-0	
4/16/83	L	4-0	
4/16/83	W	2-0	
3/15/84	L	2-0	
3/29/85	L	5-0	
4/13/85	W	3-2 (8)	
4/13/85	L	5-2	
4/14/85	L	5-4 (8)	
4/14/85	L	5-0	
3/14/87	L	5-0	
4/25/87	L	3-0	
4/25/87	L	9-4	
4/26/91	W	4-0	
4/26/91	L	1-0	
3/19/93	L	6-1	
2/19/99	W	6-1	
3/4/00	W	4-1	
3/5/00	L	3-1	
2/14/04	L	6-0	No. 18
2/23/12	W	15-3 (6)	No. 14
2/21/16	L	8-7	No. 23
2/18/17	L	10-1 (5)	

TEXAS A&M- CC

Series Record: 6-2

3/16/01	W	6-2
3/24/01	W	11-1
3/25/01	W	4-0
3/1/03	W	7-0
3/5/05	L	7-6
2/23/13	L	6-5 (8)
2/20/15	W	6-2
2/22/15	W	6-2

TEXAS SOUTHERN

Series Record:1-1

3/6/20	L	3-0
3/7/20	W	8-0 (6)

TEXAS STATE

Series Record: 3-6

3/28/08	L	4-3
3/29/08	L	5-0
3/28/09	L	9-8
3/28/09	L	4-1
3/29/09	L	8-4
2/14/10	W	8-0
2/12/12	W	5-3
2/24/17	L	1-0
2/26/17	W	3-2

TEXAS TECH

Series Record: 28-23

3/6/82	W	8-1	
2/26/83	W	1-0	
2/26/83	W	4-0	
2/27/83	W	4-2	
4/9/83	W	3-0	
2/25/84	W	4-1	
2/25/84	W	2-0	
2/23/85	L	2-1	
2/23/85	W	8-2	
2/24/85	W	5-0	
2/24/85	L	2-1	
3/15/85	W	7-1	
4/19/85	W	4-2	
2/7/96	L	1-0	
2/8/96	L	8-6	
3/1/96	W	13-2	
2/27/97	W	3-0	
2/7/98	L	1-0	
2/8/98	W	6-3	
2/8/98	L	8-6	
2/6/99	L	1-0	
2/6/99	W	4-2	
2/7/99	W	4-1	
2/26/99	L	4-2	
2/28/99	W	3-0	
2/6/00	W	3-0	
2/6/00	W	7-1	
3/18/01	L	7-1	
3/5/02	L	6-2	
3/5/02	L	2-1	
3/6/02	W	7-2	
2/28/03	W	5-0	
3/7/03	L	8-0	
3/5/04	W	3-0	
3/6/04	L	5-3	
3/7/04	L	4-1	
3/19/04	L	1-0	
3/19/04	W	3-1	
3/5/05	L	8-0	
3/19/06	L	4-2	
2/24/08	W	8-4	
4/28/08	L	4-3	
4/28/08	W	1-0	
2/21/09	W	6-4	
2/22/09	W	11-8	
3/9/11	L	9-6	No. 19
3/9/11	L	5-3	No. 19
3/12/12	L	9-4	
3/12/12	L	8-5	
3/2/18	W	14-13 (10)	
3/4/18	L	8-1	

TEXAS WESLEYAN

Series Record: 1-0

3/20/81	W	7-1

TEXAS WOMEN'S UNIVERSITY

Series Record: 1-5

4/21/79	L	5-2
4/21/79	L	2-0
3/29/80	L	1-0
4/18/80	L	1-0
3/13/81	L	4-3
3/26/81	W	1-0

TOLEDO

Series Record: 1-1

3/5/87	L	3-0
3/2/91	W	4-2

TULSA

Series Record: 8-6

5/2/97	W	6-4
5/2/97	L	7-5
5/3/97	L	7-3
5/3/97	W	4-2
5/1/98	W	4-3
5/1/98	L	4-3
5/2/98	L	3-2
5/2/98	W	6-2
4/14/99	L	3-2
4/14/99	W	4-2
4/15/99	W	13-0
2/4/00	W	8-2
2/4/00	W	10-2
3/31/12	L	2-1

UC DAVIS

Series Record: 2-0

2/25/12	W	7-5
2/28/16	W	4-3

UCLA

Series Record: 1-10

4/15/84	L	3-0	
4/15/84	L	3-1	
3/27/87	L	3-0	
3/26/88	L	4-0	
3/7/91	L	7-0	
3/7/91	L	5-1	
3/27/92	L	6-0	
2/10/07	W	13-1(5)	No. 3
3/3/13	L	14-3 (5)	No. 10
2/23/14	L	13-0 (5)	No. 8
2/13/15	L	16-0 (5)	No. 12

UC RIVERSIDE

Series Record: 6-2

3/4/05	W	5-3
3/17/06	W	6-2
3/17/06	W	5-1
2/8/14	W	11-10
2/12/17	W	1-0
2/23/18	L	9-1
2/25/18	L	8-1
2/20/20	W	6-3

UC SANTA BARBARA

Series Record: 4-4

4/28/91	W	4-0

2/15/03	W	1-0
2/4/05	L	5-0
2/5/05	L	8-7
2/6/05	L	6-4
2/8/15	W	6-3
2/15/20	W	9-1 (5)
2/16/20	L	7-2

UMKC

Series Record: 1-0

3/21/03	W	6-1

UNLV

Series Record: 30-52

2/27/88	L	3-1
2/24/90	W	1-0
2/24/90	L	4-3
2/19/97	L	11-4
2/19/97	L	4-3
5/10/97	W	2-1
5/10/97	L	12-1
3/17/98	L	1-0
5/9/98	L	11-3
5/9/98	L	7-5
4/24/99	W	9-1
4/24/99	W	8-3
4/25/99	W	9-5
4/16/00	W	7-5
4/16/00	W	8-2
5/5/00	W	9-1
5/5/00	W	8-0
5/11/00	W	7-0
4/15/01	L	4-2
4/15/01	W	10-9
5/4/01	W	4-2
5/4/01	W	6-0
5/11/01	W	3-1
4/14/02	W	6-1
4/14/02	L	6-4
4/26/02	L	6-5
4/26/02	L	4-2
3/30/03	L	4-3
3/30/03	W	7-1
5/2/03	W	3-2
5/2/03	W	1-0
5/9/03	L	3-1
2/6/04	L	3-2
4/9/04	L	7-0
4/9/04	L	4-3
4/25/04	W	6-2
4/25/04	W	3-0
4/1/05	L	10-4
4/1/05	W	7-3
5/8/05	L	4-2
5/8/05	L	7-2
4/9/06	W	1-0
4/9/06	L	4-2
4/21/06	L	6-3 (8)
4/21/06	L	11-3 (5)
5/12/06	L	4-0
4/13/07	W	6-1(5)
4/28/07	W	5-4
4/29/07	L	7-5
4/29/07	L	8-6
4/19/08	L	14-5
4/20/08	L	5-3
5/2/08	L	6-3
5/2/08	L	5-3
4/10/09	L	8-7 (8)
4/25/09	L	12-1 (5)
4/26/09	L	8-4
4/10/10	L	8-3
4/11/10	L	12-11
5/13/10	L	3-1
4/9/11	L	3-1
4/10/11	W	2-1
5/12/11	L	2-1
5/4/12	L	8-4
5/5/12	W	13-7
5/6/12	L	7-6 (8)
4/12/13	L	8-0 (6)
4/13/13	W	10-0 (5)
4/14/13	L	1-0
4/17/14	W	11-10
4/18/14	L	10-2 (5)
4/19/14	L	12-9
3/27/15	L	6-5
3/28/15	W	6-3 (8)
3/29/15	W	2-1
4/22/16	L	13-12
4/23/16	L	7-6
4/24/16	L	7-3
3/24/17	W	3-2
3/25/17	L	4-2
3/26/17	W	5-4
3/16/18	W	5-2
3/17/18	L	6-0
3/18/18	L	9-1 (5)
5/9/19	L	2-1
5/10/19	L	8-0 (6)
5/11/19	L	2-0

Series Notes

Last win	3/16/18 (5-2)
Last loss	5/11/19 (2-0)
Last home win	3/16/18 (5-2)
Last home loss	3/18/18 (9-1 /5)
Last road win	3/26/17 (5-4)
Last road loss	5/11/19 (2-0)
Last season sweep	2000
Last season swept	2019
Last five games	0-5
Last 10 games	3-7
Last shutout win	4/13/13 (10-0 / 5)
Last shutout loss	5/11/19 (2-0)
Longest win streak	8 (4/24/99-4/14/02)
Longest losing streak	13 (4/29/07-4/9/11)

USIU

Series Record: 0-1

3/25/83	L	1-0

UT ARLINGTON

Series Record: 9-8

3/20/80	L	5-2
3/25/82	L	2-1
3/26/82	L	3-1
3/16/86	W	1-0 (8)
2/27/88	L	4-3
2/28/88	W	6-0
2/25/89	W	3-2 (11)
2/26/89	W	3-0
2/25/90	W	10-1
2/25/90	W	6-1
2/25/93	W	3-0
2/27/93	W	8-0 (5)
3/2/96	W	7-3
2/8/03	L	8-0
2/20/04	L	2-1
2/12/10	L	3-2
2/10/17	L	5-1

UTSA

Series Record: 4-5

2/17/96	L	3-2
3/21/03	L	10-5
2/20/05	W	4-3
3/27/08	W	15-7 (6)
2/13/09	W	10-1 (5)
2/24/17	L	1-0
2/25/17	W	5-4
3/2/18	L	3-2
3/3/18	L	8-0 (5)

UTAH

Series Record: 39-77-1

4/1/78	W	7-2
4/6/79	L	3-2
4/6/79	W	1-0
4/11/80	L	9-4
4/11/80	L	6-0
5/10/80	W	2-0
4/3/81	L	10-2
4/3/81	W	1-0
5/7/81	W	5-4
4/30/82	L	7-0
4/30/82	L	7-0
4/9/83	W	4-1
5/7/83	W	6-2
4/6/84	W	3-0
4/6/84	W	2-1
5/12/84	L	4-1
5/2/85	L	2-0
5/2/85	L	4-2
5/11/85	L	1-0
4/12/86	L	7-5 (10)
4/12/86	L	1-0
4/17/87	L	7-0
4/17/87	L	2-1 (8)
5/13/88	L	5-2
4/17/89	L	4-1
4/21/89	W	3-2
5/12/89	L	6-5
4/7/90	W	2-1
4/7/90	W	3-0
5/10/90	W	7-0
4/6/91	L	4-2
4/6/91	W	4-2
5/10/91	L	2-0
3/7/92	L	4-2
4/9/92	L	7-6 (10)
4/9/92	W	2-0 (10)
4/22/92	L	1-0
5/10/92	L	1-0
5/10/92	L	1-0
3/4/93	L	1-0

3/4/93	W	7-0
4/17/93	L	2-0
4/17/93	L	3-0
5/9/93	W	1-0
5/9/93	L	3-0
4/3/94	L	3-0
4/3/94	L	6-0
5/13/94	W	4-3 (10)n
5/13/94	L	8-1
5/5/95	L	7-5
5/5/95	L	14-5
5/6/95	W	4-3 (8)
5/6/95	L	17-7 (6)
4/6/96	L	15-2
4/6/96	L	14-0
5/3/96	L	5-0
5/3/96	L	9-3
4/10/97	W	5-3
4/10/97	L	3-0
4/11/97	L	8-0
4/11/97	L	4-1
3/8/98	L	4-1
3/8/98	L	6-4
4/18/98	L	4-3
4/18/98	L	5-2
4/9/00	W	7-3
4/9/00	L	9-3
4/28/00	L	7-2
4/28/00	L	4-0
4/13/00	L	4-3
3/30/01	L	14-5
3/30/01	T	5-5
4/22/01	W	2-1
4/22/01	L	9-1
2/23/02	L	5-3
4/5/02	W	7-6
4/5/02	L	3-0
5/3/02	W	8-6
5/3/02	L	11-10
4/13/03	L	7-3
4/13/03	L	10-7
4/27/03	W	7-3
4/27/03	L	6-2
5/8/03	W	5-0
4/16/04	L	1-0
4/16/04	W	7-6
5/1/04	L	4-3
5/1/04	L	7-2
4/17/04	L	1-0
4/17/05	L	3-0
5/1/05	L	5-3
5/1/05	W	3-2
5/12/05	L	1-0
4/16/06	W	5-2
4/16/06	L	5-2
4/28/06	W	7-3
4/28/06	L	8-5
5/11/06	L	9-1 (5)
4/19/07	W	3-1
4/19/07	W	6-5
5/4/07	W	15-5 (5)
5/5/07	L	8-0 (6)
4/4/08	W	4-2
4/5/08	L	4-3
5/8/08	W	6-2
5/8/08	W	9-1 (5)
4/2/09	W	10-7
5/8/09	L	5-2
5/9/09	W	5-2
4/16/10	L	10-2
4/17/10	L	9-1
4/29/10	W	10-6
4/22/11	L	8-0 (5)
4/23/11	L	5-2
5/5/11	L	5-2
3/4/12	L	6-1
2/9/18	L	17-0 (5)

UTAH STATE

Series Record: 27-23

3/31/78	W	8-7
4/7/79	W	2-0
4/7/79	W	3-2
4/4/80	L	3-0
4/4/80	W	5-4
5/10/80	W	3-2 (9)
5/10/80	W	2-1 (8)
4/18/81	W	2-1
4/24/81	L	3-0
4/24/81	L	1-0
4/9/82	L	10-2
4/9/83	L	2-0
4/13/84	W	2-1
4/13/84	L	1-0
5/11/84	L	6-2
3/28/85	L	1-0 (10)
5/1/85	W	3-0
5/1/85	W	3-1
5/4/85	L	5-3
4/11/86	W	1-0
4/11/86	L	4-2
4/18/87	L	14-1
4/18/87	L	7-1
3/5/88	L	6-0
4/15/88	W	2-1
4/15/88	W	8-2
4/22/89	W	7-1
4/22/89	W	3-1
4/6/90	L	7-2
4/6/90	W	5-4
2/18/01	W	5-4
3/1/13	W	4-2
4/25/14	L	12-11
4/26/14	W	20-3 (5)
4/27/14	W	6-4
3/20/15	L	4-0
3/21/15	W	8-7
3/22/15	W	12-2 (6)
3/14/16	L	7-4
3/15/16	W	13-6
3/16/16	W	4-0
4/21/17	L	9-7
4/22/17	W	9-5
4/23/17	L	5-2
4/20/18	L	1-0
4/21/18	W	8-5
4/22/18	L	5-1
4/5/19	L	7-6
4/6/19	W	6-3
4/7/19	L	8-0 (5)

Series Notes

Last win 4/6/19 (6-3)
Last loss 4/7/19 (8-0/5)
Last home win 4/21/18 (8-5)
Last home loss 4/22/18 (5-1)
Last road win 4/6/19 (6-3)
Last road loss 4/7/19 (8-0/5)
Last season sweep.... 1989
Last season swept.... 1987
Last five games 2-3
Last 10 games 4-6
Last shutout win....3/16/16 (4-0)
Last shutout loss....4/7/19 (8-0/5)
Longest win streak....4 (4/15/88-4/22/89)
Longest losing streak....4 (4/11/86-3/5/88)

UTAH VALLEY

Series Record: 9-2

3/4/06	W	5-4
3/4/06	W	7-2
3/5/06	W	12-1 (5)
3/5/06	W	6-5 (10)
3/17/07	W	3-0
3/17/07	L	5-3
3/18/07	W	8-0 (5)
2/12/11	W	10-2
2/12/11	W	7-2
2/13/11	W	8-3
2/14/15	L	9-3

UTEP

Series Record: 16-12

2/2904	W	5-0
2/29/04	W	10-1
3/18/04	W	3-1
3/18/04	W	7-2
2/18/06	L	17-7
2/26/06	W	10-7 (8)
2/28/10	L	7-5
4/27/10	L	12-2
4/27/10	L	7-3
3/29/11	W	10-4
3/29/11	L	10-3
5/1/12	L	10-7
5/2/12	L	11-8
5/2/12	W	14-7
4/24/13	W	6-5
4/24/13	W	4-2
3/11/14	L	7-6
3/11/14	W	9-6
3/3/15	W	7-5
3/3/15	W	7-4
3/15/16	W	8-2
3/15/16	W	7-6
3/8/17	W	7-6
3/8/17	L	7-4
3/3/18	L	8-0 (5)
4/16/18	L	7-0
2/8/19	W	15-6
4/9/19	L	7-1

VIRGINIA

Series Record: 4-2

3/24/90	L	8-5
3/24/95	L	7-6 (8)

3/23/96	W	8-2	
3/24/96	W	4-0	
3/19/99	W	2-0	
2/21/03	W	11-2	

WASHINGTON

Series Record: 1-9

2/23/01	W	3-2	
2/23/08	L	3-2	
3/21/09	L	14-3 (5)	No. 3
3/21/09	L	4-3 (8)	No. 3
3/22/09	L	9-2	No. 3
3/18/10	L	10-1 (5)	No. 1
3/5/11	L	7-4 (9)	No. 5
3/5/11	L	11-2 (6)	No. 5
3/6/11	L	12-3 (6)	No. 5
3/9/13	L	12-0 (5)	No. 19

WEBER STATE

Series Record: 5-10

3/31/78	L	9-7
4/5/79	L	2-1
4/5/79	L	4-0
4/12/80	L	1-0 (8)
4/12/80	L	1-0 (11)
5/8/80	L	1-0
4/4/81	W	2-0
4/4/81	L	5-2
5/1/82	L	7-0
5/1/82	L	7-0
4/8/83	W	6-2
2/27/10	W	8-1
3/23/12	W	13-5 (5)
3/25/12	W	12-1 (6)
2/7/20	L	4-1

WEST TEXAS

Series Record: 4-0

3/8/83	W	4-1
3/8/83	W	1-0
4/30/83	W	3-0
4/30/83	W	5-4

WESTERN CAROLINA

Series Record: 1-0

3/8/19	W	10-0 (5)

WESTERN ILLINOIS

Series Record: 1-1

3/11/89	L	10-2
3/16/03	W	7-0

WESTERN KENTUCKY

Series Record: 1-0

3/19/00	W	2-0

WESTERN MICHIGAN

Series Record: 6-4

5/23/80	L	1-0
3/6/86	W	2-1
3/7/87	L	2-1
3/5/92	W	5-3
3/3/94	W	5-2
3/24/95	L	4-3
2/21/03	L	6-4
2/13/04	W	8-0
2/10/12	W	5-4
2/11/17	W	4-2

WESTERN NEW MEXICO

Series Record: 6-1

4/5/88	W	9-0 (6)
4/5/88	W	8-0 (5)
2/7/99	W	5-0
2/7/99	W	7-0
4/15/03	W	4-2
4/16/03	W	4-0
4/16/03	L	6-4

WICHITA STATE

Series Record: 6-9

3/19/81	W	6-2
3/13/87	L	4-1
3/3/89	L	4-3
3/3/90	W	2-0
2/26/93	W	4-2
3/3/94	L	6-2
3/2/96	W	5-1
2/28/97	L	6-4
2/28/98	W	6-0
3/2/03	L	4-2 (8)
3/8/03	L	5-2
3/9/03	L	4-3
2/21/04	W	2-0
2/25/05	L	4-3
2/2/08	L	8-6

WISCONSIN

Series Record: 1-2

2/10/06	L	5-3
2/20/09	L	4-3
3/15/15	W	3-1

WRIGHT STATE

Series Record: 2-0

3/7/08	W	5-4
3/8/08	W	8-4

WYOMING

Series Record: 7-5

4/29/78	W	5-4
4/28/79	L	2-0
4/28/79	L	3-2
3/14/80	W	9-1
4/25/80	L	6-3
4/25/80	W	3-2
5/9/80	W	7-1
5/1/81	W	1-0
5/1/81	W	2-0
4/2/82	L	2-0
4/2/82	L	9-3
3/6/83	W	1-0 (16)

STATISTICAL HISTORY BY YEAR

HITTING / FIELDING

Year	G	AVG.	AB	R	H	2B	3B	HR	TB	RBI	BB	SLG%	OB%	SO	SB-ATT	PO	A	E	DP	FLD%
2020	26	.254	642	131	163	44	2	22	277	119	107	.431	.367	123	10-12	494	194	30	13	.958
2019	53	.231	1281	189	296	56	8	34	470	176	179	.367	.333	400	10-13	952	321	76	6	.944
2018	53	.244	1285	182	313	51	7	33	477	169	178	.371	.345	377	29-39	978	400	78	13	.946
2017	50	.292	1325	196	387	59	7	28	544	177	99	.411	.346	177	24-29	958	446	72	16	.951
2016	50	.287	1361	235	390	67	8	38	587	204	154	.431	.366	242	20-25	989	466	65	17	.957
2015	54	.299	1447	272	432	71	12	43	656	240	170	.453	.382	225	36-50	1087	460	78	24	.952
2014	52	.297	1345	234	400	59	12	32	579	211	129	.430	.367	216	32-44	957	447	60	23	.959
2013	56	.247	1427	166	352	35	9	21	468	147	115	.328	.313	347	53-70	1068	473	68	20	.958
2012	52	.311	1464	347	455	70	11	95	832	319	163	.568	.392	283	35-42	1004	462	72	14	.953
2011	45	.297	1201	217	357	67	13	40	570	197	104	.475	.357	219	26-41	857	422	53	15	.960
2010	48	.275	1235	191	340	56	14	23	493	171	118	.399	.342	274	87-110	930	452	66	21	.954
2009	48	.287	1281	207	368	79	4	23	524	189	141	.409	.367	240	55-78	936	493	67	27	.955
2008	51	.261	1247	221	325	56	7	37	506	191	183	.406	.362	260	81-111	981	433	77	24	.948
2007	45	.277	1092	212	303	46	7	34	465	188	173	.426	.392	247	72-94	846	339	48	8	.961
2006	54	.300	1423	260	427	77	8	38	634	244	115	.446	.361	233	11-14	1040	526	66	20	.960
2005	50	.233	1337	150	311	56	5	21	440	132	82	.329	.286	233	10-13	1058	537	66	19	.960
2004	65	.247	1700	197	420	68	7	34	604	166	134	.355	.312	304	25-32	1318	611	74	21	.963
2003	63	.259	1619	194	420	56	9	21	557	164	122	.344	.321	293	36-44	1265	551	83	19	.956
2002	47	.254	1230	170	313	44	3	27	444	154	119	.361	.330	192	46-56	1445	939	71	13	.951
2001	64	.275	1685	250	463	74	8	21	616	222	203	.366	.358	265	87-101	1290	676	88	31	.957
2000	56	.296	1512	265	448	89	0	46	675	238	156	.446	.369	230	62-80	1133	533	73	36	.958
1999	56	.297	1515	271	450	79	4	37	648	227	139	.428	-	169	79-98	1137	551	64	18	.963
1998	63	.266	1667	237	444	79	17	15	602	208	133	.361	.327	234	38-58	1253	604	89	23	.954
1997	57	.259	1475	192	382	65	12	13	510	164	138	.346	-	216	79-99	1119	475	101	9	.940
1996	50	.261	1346	171	351	64	9	9	460	127	75	.342	.302	222	69-79	996	424	79	14	.947
1995	48	.246	1234	143	303	49	4	13	399	130	87	.323	.297	207	43-54	931	506	73	16	.952
1994	49	.297	1262	209	375	53	4	20	496	169	93	.393	.346	179	49-61	964	467	74	18	.951
1993	54	.223	1344	156	300	47	6	14	401	123	120	.298	-	189	43-56	1110	530	67	13	.961
1992	51	.246	1243	133	306	37	5	8	377	92	102	.303	.311	166	70-92	1012	495	58	16	.963
1991	54	.255	1398	186	356	41	5	12	443	144	120	.317	.401	177	98-123	1105	528	75	27	.956
1990	50	.257	1302	180	335	46	9	15	444	137	132	.341	.385	157	116-131	1048	524	60	20	.963
1989	46	.299	1237	229	370	58	20	14	510	188	148	.413	.417	117	100-115	902	473	55	20	.962
1988	43	.260	1075	162	280	40	3	13	365	132	87	.340	-	123	39-50	864	429	67	10	.951
1987	41	.209	1009	93	211	36	5	4	269	64	96	.267	.342	130	18	-	-	-	-	-
1986	37	.254	949	136	241	29	12	6	312	104	83	.329	-	121	37	791	485	53	10	.960
1985	52	.264	1351	187	358	49	20	10	477	153	95	.353	.337	187	61-78	1142	441	65	22	.960
1984	42	.242	1107	127	268	36	11	7	347	103	108	.313	.339	211	57-70	922	401	57	11	.959
1983	51	.226	1255	140	285	30	16	8	371	104	115	.296	.343	200	53-70	1029	406	63	8	.958
1982	26	.224	678	55	152	13	11	3	196	45	53	.289	-	112	4-15	-	-	-	-	-
1981	53	.211	1420	126	301	28	7	3	352	98	149	.248	-	185	44	-	-	-	-	-
1980	50	.234	1286	164	279	23	22	5	361	143	124	.281	-	104	46	-	-	-	-	-

PITCHING

Year	G	W	L	SHO	IP	H	R	ER	ERA	SO	BB	WP	HBP	B/AVG.	AB
2020	26	11	15	2	164.2	205	138	109	5.96	66	88	19	13	.308	800
2019	53	12	41	3	317.1	453	375	302	8.57	197	205	38	30	.325	1664
2018	53	14	39	0	326	493	372	299	8.25	141	205	23	34	.342	1727
2017	50	20	30	3	319.1	436	266	211	5.95	139	122	22	32	.322	1540
2016	50	23	27	1	329.2	479	274	227	6.20	138	105	20	53	.338	1623
2015	54	29	25	1	362.1	417	270	213	5.29	196	201	34	57	.284	1773
2014	52	16	36	0	319	506	407	349	9.85	196	271	31	57	.361	1770
2013	56	21	35	4	356	432	282	220	5.56	234	184	23	41	.293	1741
2012	52	27	25	3	334.2	480	310	261	7.02	147	195	15	34	.332	1716
2011	45	19	26	2	285.2	378	243	203	6.40	136	103	18	14	.316	1338
2010	48	11	37	3	310	463	335	271	7.87	129	109	12	24	.338	1534
2009	48	13	35	2	312	494	323	268	7.73	75	175	39	23	.367	1594
2008	51	25	26	2	327	400	235	192	5.28	210	91	17	29	.301	1496
2007	45	20	25	4	282	354	234	182	5.81	154	113	14	14	.306	1330
2006	54	23	31	4	346.2	446	308	261	6.78	210	214	24	15	.313	1707
2005	50	16	34	3	352.2	367	205	169	3.35	201	151	17	12	.268	1370
2004	65	30	35	12	439.1	417	231	187	2.98	339	149	30	22	.246	1694
2003	63	25	37	10	420.2	445	243	173	2.88	316	158	13	14	.267	1664
2002	47	18	28	2	313.0	449	234	185	5.32	147	66	-	41	.332	1353
2001	64	39	24	17	429.2	395	170	133	2.17	279	87	-	18	.242	1629
2000	56	38	18	9	376.1	363	170	136	2.53	223	66	-	-	.252	1447
1999	56	42	14	17	380	316	103	79	1.46	224	51	-	-	.225	1407
1998	63	23	40	7	417.2	454	255	202	3.39	197	113	-	15	.273	1834
1997	57	19	38	5	372.1	458	273	198	3.72	147	109	-	-	.294	1558
1996	50	18	32	2	332.2	414	233	181	3.81	116	151	-	-	.305	1357
1995	48	12	36	3	311	406	265	194	4.37	85	176	-	-	.321	1262
1994	49	26	23	4	321.1	383	172	115	2.51	121	72	-	-	.297	1290
1993	54	33	21	20	370.2	259	95	65	1.23	234	87	-	-	.197	1317
1992	51	30	21	-	346	280	109	77	1.56	225	74	-	-	.222	1264
1991	54	35	19	10	379.7	311	114	97	1.79	152	118	12	1	.224	1374
1990	50	31	19	12	349.3	307	112	88	1.76	79	74	10	5	.235	1304
1989	46	29	17	12	291	274	116	78	1.87	89	71	11	8	.214	1276
1988	43	21	22	6	285	255	109	71	1.74	92	73	-	-	-	-
1987	41	11	30	6	266.7	307	178	104	2.73	85	57	18	8	.283	1086
1986	37	22	15	10	265	204	71	46	1.21	104	38	-	-	-	-
1985	52	31	21	22	384	254	77	47	0.85	191	55	20	0	.214	1185
1984	42	28	14	14	306	228	72	52	1.18	159	62	13	6	.203	1121
1983	51	35	16	22	365	262	84	58	1.11	168	74	11	5	.203	1288
1982	26	4	22	0	186	191	128	84	3.16	66	55	25	5	.264	718
1981	53	34	19	15	378	259	113	68	1.21	282	111	7	17	.185	1397
1980	50	30	20	6	386	237	117	67	1.32	200	128	21	26	.182	1292

COACHING HISTORY

Year	W	L	T	Coach
1978	20	19	0	Susan Craig
1979	22	26	0	Susan Craig
1980	30	20	0	Susan Craig
1981	34	19	0	Susan Craig
1982*	4	22	0	Susan Craig
1983	35	16	0	Susan Craig
1984	28	14	0	Susan Craig
1985	30	22	0	Susan Craig
1986	22	15	0	Susan Craig
1987	11	27	0	Susan Craig
1988	21	22	0	Susan Craig
1989	29	17	0	Susan Craig
1990	31	19	0	Susan Craig
1991	35	19	0	Susan Craig
1992	30	21	0	Susan Craig
1993	33	21	0	Susan Craig
1994	26	22	0	Susan Craig
1995	12	36	0	Susan Craig
1996	18	32	0	Susan Craig
1997	19	38	0	Susan Craig
1998	23	40	0	Susan Craig
1999	42	14	0	Susan Craig
2000	38	18	0	Susan Craig
2001	39	24	1	Susan Craig
2002	18	29	1	Susan Craig
2003	25	37	1	Kim Newbern
2004	30	35	0	Kim Newbern
2005	16	34	0	Kim Newbern
2006	23	31	0	Kim Newbern
2007	20	25	0	Ty Singleton
2008	25	26	0	Ty Singleton
2009	13	35	0	Ty Singleton
2010	11	37	0	Ty Singleton
2011	19	26	0	Erica Beach
2012	27	25	0	Erica Beach
2013	21	35	0	Erica Beach
2014	16	36	0	Erica Beach
2015	29	25	0	Erica Beach
2016	23	27	0	Erica Beach
2017	20	30	0	Erica Beach
2018	**14**	**39**	**0**	**Paula Congleton**
2019	**12**	**41**	**0**	**Paula Congleton**
2020	**11**	**15**	**0**	**Paula Congleton**

*Indicates first year affiliated with the NCAA

LOBO COACHING RECORDS

Coach	W	L	T	Win %
Susan Craig	650	572	2	.531
Kim Newbern	94	137	1	.407
Ty Singleton	69	123	0	.359
Erica Beach	155	204	0	.432
Paula Congleton	**37**	**95**	**0**	**.280**

ALL-TIME LOBO RECORD

Season	W	L	T	Win %
43	1,005	1,131	3	.470

LOBOS IN THE POSTSEASON

Coach	Year	Record	Assoc.
Susan Craig	1980	0-2	AIAW
Susan Craig	1981	1-2	AIAW
Susan Craig	1983	1-2	NCAA

ALL-AMERICANS

1986 Kathy Dyer ..... First Team (NSCA)
1990 Kim Braatz..... Second Team (NSCA)
1989 Karla Ismay ..... Second Team (NSCA)
1990 Tracy Vun Kannon..... Third Team (NSCA)
2012 Jessica Garcia ..... Third Team (NFCA)
2012 Jessica Garcia ..... Second Team (Easton Fastpitch)
2015 Mariah Rimmer ..... (National Strength & Conditioning Association)

Paula Congleton

ALL-REGION/DISTRICT

1981 Claire Miller ..... Second Team
1984 Allison Maney..... Second Team
1984-85 Sue Kragseth..... Second Team
1984,1987 Sue Inman ..... Second Team
1985 Meg Connors..... Second Team
1985-86 Sheila Blonigan..... First Team
1987-89 Liz Bogdanovic..... First Team
1983 Tippy Borrego..... First Team
1990 Terri Bailey..... Second Team
1990 Wendy Beeghly..... Second Team
1990 Kim Braatz..... First Team
1990 Angel LoGreco ..... Second Team
1990 Jody Lunz..... Second Team
1991 Gloria Marcott..... Second Team
1991 Tracy Vun Kannon..... Second Team
1994 Heather Medearis ..... Second Team
2002 Brooke Chaffee ..... First Team
1996 Casey Coffman ..... First Team
1985, 1987 Kathy Dyer..... First Team
1981-83 Tammy Goff..... First Team
1989 Karla Ismay ..... First Team
1985 Michelle Madrid ..... First Team
1992 Dena Mullins ..... First Team
1985 Diane Settle ..... First Team
1986-87, 1989 Beth Unterbrink ..... First Team
1990 Tracy Vun Kannon..... First Team
2000 Krissy Keene..... Second Team
2001 Amy Dumas ..... Second Team
2001 Kelly Glass ..... Second Team
2001 Kathy Moore..... Second Team
2003 Ashley VanBoxmeer..... Second Team
2005-06, 2008 Lindsey Elcess..... Second Team
2006 Kristina Schmallen..... Second Team
2011 Jessica Garcia ..... Second Team
2012 Jessica Garcia ..... First Team
2012 Stefanie Carramusa ..... Second Team
2016 Chelsea Johnson..... Third Team
2016 Mariah Rimmer ..... Third Team

CONFERENCE HONORS

Dena Mullins ..... WAC Player of the Year (1992)
Heather Medearis ..... WAC Freshman of the Year ..... (1992)
Susan Craig* ..... WAC Coach of the Year (1999)
Susan Craig/Ken Johnson WAC Coach of the Year (1992)
* Co-Coach of the Year

ALL-CONFERENCE

Chelsea Anaya (MW) 2012
Crisitn Anderson (MW) 2010
Terry Bailey (WAC) 1991, 1992
Renee Bergeron (WAC) 1996
Sheila Blonigan (HCAC) 1986
Liz Bogdanovic (HCAC) 1988, 1989
Tippy Borrego 1980, 1981
Kim Braatz (WAC) 1991
Michelle Carter 2002
Michelle Cash (WAC) 1995
Danielle Cassara (WAC) 1997, 2000
Danielle Castro (MW) 2011
Stefanie Carramusa (MW) 2011, 2012
Brooke Chaffee 2002
Cassie Chavez 2002, 2006
Casey Coffman (WAC) 1993, 1995, 1996
Kathy Dyer (HCAC) 1986
Jessica Garcia (MW) 2012
Julie Garcia (WAC) 1991, 1992
Kelly Glass 2000-2003
Tammy Goff 1980, 1981
Brandi Heimburg (MW) 2014, 2015
Arlene Hernandez (HCAC) 1986
Marnie Hill (WAC) 1994, 1997
Lainie Horne (WAC) 1999
Andrea Howard (MW) 2018, 2020
Sue Inman (HCAC) 1986
Karla Ismay (HCAC) 1989
Chelsea Johnson (MW) 2016, 2017, 2018
Willow Kalinen (MW) 2014
Krissy Keene 2000
Stephanie Kennedy 2004
Angel LoGreco (HCAC) 1990
Jody Lunz (WAC) 1991
Gloria Marcott (WAC) 1991, 1992
Briana Martinez (MW) 2020
Raylene Mayer (HCAC) 1988
Heather Medearis (WAC) 1994, 1995
Claire Miller 1980
Kathy Moore 2000, 2001
Dena Mullins (WAC) 1992, 1993
Iraina Ogas 2003
Cameryn O'Grady (MW) 2019, 2020
Hayley Punter 2001
Mariah Rimmer (MW) 2015, 2016
Stephanie Smith (WAC) 1991, 1992, 1994
Naomi Tellez (MW) 2014
Beth Unterbink (HCAC) 1988, 1989
Tracy Vun Kannon (HCAC) 1990
Jackie Van Hooydonk (WAC) 1997
Ashley VanBoxmeer 2003
Kristina Schmallen 2005, 2006
Analise Rubalcava 2007
Katie Gilmore 2008
Analise Rubalcava 2009
Samantha Hughes 2009

ACADEMIC ALL-CONFERENCE

Chelsea Anaya 2011-12, 2014
Nicole Abeyta (WAC) 1997-99
Ashley Allen 2007-08
Cristin Anderson 2009
Jordyn Bledsoe 2010-12
Jamar Bynum 2002-03
Sydney Broderick 2018-19
Tiffany Bradley 2002-03
Erin Brandow 2008-10
Brooke Breland 2016
Kali Brim 1999-00
Maggie Buckholz 2019
Kristy Byrge (WAC) 1997
Heather Carter 2006
Michelle Carter 2000-01,01-02
Jasmine Casados 2014, 2016
Tiffani Chambers 1999-00,00-01,01-02
Shenise Cox 2009-12
Kayce Danna 2006
Kaela DeBroeck 2010-12
D'Andra DeFlora 2016, 2018-19
Becky Dover 2004-07
Michala Erickson 2014, 2016, 2017
Marianna Fenelli 1999-00,00-01
Krissy Fortner 2016, 2017, 2018
Shelbie Franc 2014-16, 17
Jessica Garcia 2009, 2012
Julie Garcia (WAC) 1992
Samantha Gatson 2010
Katie Gilmore 2007-10
Juanita Gonzales 2001-02
Jade Gray 2017
Sheryl Guillermo 2010, 2012
Ally Hakeem 2011-12, 2014
Karissa Haleman 2016
Kasey Halleen 2016-19
Daryn Haslam 2019
Rachael Hathoot 2020
Brandi Heimburg 2014
Ora Hensley 2003-04
Mia Hignojos 2014
Kerry Hodgins 2009-12
Ryanne Hodgins 2003-07
Andrea Howard 2018-20
Samantha Hughes 2006-09
Kaity Ingram 2011
Chelsea Johnson 2016-17, 2018
Casandra Kalapsa 2010-12
Willow Kalinen 2014
Krissy Keene 1999-00,00-01
Bailey Klitzke 2019, 2020
Kim Korsak 2002-03,03-04
Melissa Krolik (WAC) 1997-1999
Terri Laguna (WAC) 1992-93, 1995
Sara Loeffelholz 2007
Angelica Lujan 2018
Jessica Lujan-Dresslar 2009-12
Briana Martinez 2020
Jensen Main 2017
Callie McGarrigle 2017
Allison McMillan 1999-00
Tess McPherson 2016, 2017
Kelly Ninemire 2008
Cameryn O'Grady 2017-20
Samantha Oliver 2018
Gabriella Parra 2008
Ashley Perkins 2003-04,04-05
Caley Peterson 2004-05
Hayley Punter 2000-01,01-02
Amy Ray 2004-07
Mariah Rimmer 2016
Christina Rios 2004-05
Danielle Robertshaw (WAC) 1997, 1999
Lisa Rodrigues 2014, 16
Tori Rogers 2007
Analise Rubalcava 2007-09
Tanya Saavedra (WAC) 1996
Monica Salas 2018-19
Brianna Sanchez 2020
Jen Sena 2003-04
Gavyn Shafer 2020
Ashley Shartzer 2004-05
Jordan Sjostrand 2012, 2014
Cheyenne Smith 2016, 17
Lauren Soles 2016
Kiana Spencer 2019
Gabrielle Stacey 2014

Naomi Tellez 2014
Sydney Townes 2018-19
Reyan Tuck 2020
Cayley Warner 2000-2002
Aleyah Wilbon 2019
Lauren Wilmert 2017-2020
Liz Young 2004-06
Taryn Young 2020

ACADEMIC ALL-AMERICAN

Tiffani Chambers 2002
Paula Congleton 1981
..... 1980, 1982 (Honorable Mention)
Cayley Warner 2002
Andrea Howard (CoSIDA) ..... Second Team, 2019

ACADEMIC ALL-DISTRICT

Ryanne Hodgins 2005
Katie Gilmore ..... Second Team 2010
Cassandra Kalapsa ..... Second Team 2011
Brandi Heimburg (CoSIDA) ..... First Team 2015
Andrea Howard (CoSIDA) ..... First Team, 2019

Cayley Warner

NFCA ALL-AMERICA SCHOLAR ATHLETES

Kaela DeBroeck 2011
Tiffani Chambers 2001
Marianna Fenelli 2001
Madeline Greene 2011
Sheryl Guillermo 2011
Ally Hakeem 2011
Kaity Ingram 2011
Cassandra Kalapsa 2011
Kristina Keene 2001
Jessica Lujan-Dresslar 2011
Cayley Warner 2000, 2001

CONFERENCE PLAYERS OF THE WEEK

Chelsea Anaya 2/24/13
Stefanie Carramusa 4/19/11, 2/28/12, 3/27/12
Jasmine Casados 3/4/14, 3/11/14, 4/6/15
Danielle Cassara 2/9/98, 3/2/98, 4/5/99, 4/10/00, 5/8/00
Brooke Chaffee 4/19/00, 4/25/00
Tiffani Chambers 2/7/01
Cassie Chavez 3/21/06
Casey Coffman 2/12/96
Shenise Cox 2/21/12
Shaunte Duarte 2/24/09
Lindsey Elcess 4/5/05, 4/3/07
Marianna Fenelli 2/8/99
Jessica Garcia 3/15/11, 2/14/12
Julie Garcia 4/14/92
Katie Gilmore 4/29/08, 3/2/10
Chelsea Johnson 3/29/16, 4/19/16
Cassandra Kalapsa 4/9/13
Krissy Keene 3/27/01
Stephanie Kennedy 2/16/04
Sarah Maulorico 3/21/00
Kathy Moore 3/8/00
Iraina Ogas 3/2/04
Cameryn O'Grady 3/3/20
Janis Robinson 4/21/97
Analise Rubalcava 3/14/06, 4/17/07
Kristina Schmallen 3/28/06
Ashley VanBoxmeer 3/3/03

CONFERENCE PITCHERS OF THE WEEK

Danielle Cassara 2/9/99, 3/23/99, 2/8/00, 2/29/00, 3/21/00
Amy Dumas 3/20/01, 3/27/01, 3/3/03
Samantha Gatson 3/2/10
Katie Gregg 3/28/06, 4/11/06
Kathy Moore 2/22/99, 2/15/00, 4/25/00
Kelly Ninemire 3/20/07, 3/11/08
Ashley Perkins 2/24/04, 3/2/04, 3/22/05
Caley Peterson 3/14/06
Hayley Punter 4/10/01
Carrie Sheehan 4/8/2012, 2/24/15
Lauren Soles 2/19/2013, 2/10/15
Tess McPherson 2/14/17

8
77
99
EASTON

-A-

Abeyta, Nicole	1996-99
Allen, Ashley 2005-08	
Anderson, Cristin 2009-10	
Anaya, Chelsea 2011-14	
Archuleta, Bridge 1981-82	

-B-

Bachis, Taryn	1979
Bailey, Terri	1989-92
Baldwin, Jodi	1995
Balkovec, Rachel	2007-08
Beeghly, Wendy	1988-91
Bergeron, Renee	1993-96
Bethke, Marissa	2017-18
Blanchard, Brandy	1993
Blankenship, Denise	1983
Bledsoe, Jordyn	2010, 2012-13
Blonigan, Sheila	1983-86
Bogdanovic, Liz	1986-89
Borrego, Tippy	1981-82
Braatz, Kim	1990-91
Bradley, Tiffany	2001-03
Brandow, Erin	2007-10
Breland, Brooke	2016
Brim, Kali	2000
Broderick, Sydney	**2018-current**
Buckholz, Maggie	2019
Buddenhagen, Alexis	2020
Buhrow, Hildy	1979
Bustos, Roxanne	1985
Bynum, Jamar	2003-04
Byrge, Kristy	1995-97

-C-

Cahill, Tierney	1986
Campbell, Nancy	1978-79
Carramusa, Stefanie	2010-12
Carter, Heather	2006-08
Carter, Michelle	2001-02
Caruso, Mary	1978
Casados, Jasmine	2014-17
Cash, Michelle	1992-95
Cassara, Danielle	1997-00
Castro, Danielle	2009-12
Chaffee, Brooke	1999-02
Chambers, Tiffani	1999-02
Chavez, Cassie	2002, 2004-06
Coffman, Casey	1993-96
Cole, Missi	1991
Congleton, Paula	1981-83
Connors, Meg	1981-84
Cox, Shenise	2009-12
Crail, Brittany	2006-07
Cramer, Katie	1990-91
Cranmer, Elena	1999-03
Cravens, Cindy	1978-81

-D-

Danna, Kayce	2005-06
DeBroeck, Kaela	2010-13
DeFant, Chris	1987-90
DeFlora, D'Andra	2016-19
Deitrich, Jennifer	2006-07
Dinius, Venisa	1984-85
Dover, Becky	2004-07
Dow, Suzanne	1995-98
Duarte, Shaunte	2009-10
Duffy, Taylor	2015
Dumas, Amy	2001-04

-E-

Edelbrock, Kelli	2004
Elcess, Lindsey	2005-08
Erickson, Michala	2014-17

-F-

Fenelli, Marianna	1998-01
Ferguson, Kennedy	2019-2020
Fetman, Melissa	2000-01
Finnegan, Laurie	1985
Fortner, Krissy	2015-2018
Franc, Shelbie	2014-17

-G-

Gallucci, Katie	2015-current
Garcia, Jessica	2009-12
Garcia, Julie	1989-92
Garrison, Christy	1995
Gatson, Samantha	2010
Geith, Courtney	2013
Gelfand, Jordan	2017-current
George, Tianna	2008-2009
Gilkey, Linda	1982-83
Gilmore, Katie	2007-10
Glass, Kelly	1999-2003
Goff, Gilli	1981-82
Goff, Tammy	1978-81
Gonzales, Juanita	2001-02
Graf, Kathy	1982-83
Gray, Jade	2015-2018
Greene, Madeline	2011
Gregg, Katie	2005-06
Griego, Gloria	1978
Grey, Julie	1985
Guillermo, Sheryl	2010-13
Gutierrez, Kari	2010-13

-H-

Haley, Jennifer	1997
Halleen, Kasey	2016-19
Hakeem, Ally	2011-14
Haleman, Karissa	2013-16
Hannifin, Joy	1995-98
Hanson, Ann	1988
Harrison, Jana	1986-89
Haslam, Daryn	2019
Hatfield, Dejah	1996
Hathoot, Rachael	**2020-current**
Heimburg, Brandi	2014-15
Hensley, Ora	2003-04
Hernandez, Arlene	1985-86
Hernandez, Jennifer	2020
Higgins, Arvita	1978-79
Hill, Marnie	1993-97
Hignojos, Mia	2012-15
Hinojos, Sandi	1989-93
Hodgins, Kerry	2009-12
Hodgins, Ryanne	2004-07
Holyfield, Kim	2007-08
Horne, Lainie	1997-00
Howard, Andrea	**2018-current**
Howell, Patty	1978
Hudson, Ashley	2008
Hughes, Samantha	2006-2009
Huibregtse, Holly	1995
Hutson, Robyn	2004

-I-

Illig, Jacque	1989-92
Ingram, Kaity	2011, 2013
Inman, Sue	1983-86
Ismay, Karla	1986-89

-J-

Jenkins, Skylar	2019-2020
Johnson, Chelsea	2015-2018
Johnson, Day'Mian	2018
Johnson, Tracy	1987-88
Jones, Taylor	2018-2020

-K-

Kalapsa, Cassandra	2010-13
Kalinen, Willow	2014
Keene, Krissy	1998-01
Kennedy, Stephanie	2003-04
Klitzke, Bailey	2019-2020
Kornegay, Chaniece	1990-92
Korsak, Kim	2001-04
Kragseth, Sue	1981-84
Krolik, Melissa	1996-99

-L-

Laguna, Terri	1992-95
Little, Rehanna	2015
Loeffelholz, Sara	2007-08
LoGreco, Angel	1987-90
Longerot, Lisa	1987
LoNigro, Carmen	1998-99
Lucero, Amy	1983-86
Lucero, Shelby	2014
Lujan, Angelica	2017-18
Lujan-Dresslar, Jessica	2009-12
Lunz, Jody	1988-91

-M-

Machac, Madelyn	2008
Madrid, Michele	1982-85
Magana, Mimi	1997-98
Main, Jensen	2017-18
Maney, Allison	1982-85
Manley, Kelly	1993
Marcott, Gloria	1991-92
Marquez, Merlinda	1999
Marshall, Kaye	1982
Martinez, Briana	**2020-current**
Matteson, Karen	1992-94
Maulorico, Sarah	2000
Mayer, Raylene	1988-91
McComb, Mary Ann	1983
McCoy, Lauren	2002
McGarrigle, Callie	2016-17
McGrath, Tammy	1978
McKinnon, Molly	2002
McMillan, Alli	2000
McPherson, Tess	2014-17
Medearis, Heather	1992-95
Mejia, Krystal	2002
Mendenhall, Jen	2006
Mendoza, Stephanie	1994
Mickelson, Corrine	1978
Miller, Claire	1981-83
Mills, Michelle	1979-82
Minick, Amy	1986-89
Moore, Kathy	1998-01
Mosely, Arvadite	1978
Mullins, Dena	1992-93

-N-

Navarrette, Molly	1979
Nelson, Kyla	2008
Nethery, Kristen	1987-90
Nielson, Terri	1985
Ninemire, Kelly	2007-08
Noyes, Kim	1984

-O-

O'Brien, Sheri	1981
Ogas, Iraina	2003-04
O'Grady, Cameryn	**2017-current**
Oliver, Sam	2018
Ortiz, Brenda	1981
Ott, Risa	1993-94

-P-

Pace, Karen	1978-81

Parra, Gabriella	2007-08
Patterson, Linda	1979
Peterson, MacKenzie	2019-20
Perez, Sarah	1999-00
Perkins, Ashley	2004-05
Peterson, Caley	2005-07
Podborny, Jessica	1998
Punter, Hayley	2000-02
Putnam, Erin	1982-84

-R-

Ray, Amy	2004-07
Riley, Jenny	1987-88
Rimmer, Mariah	2013-16
Rios, Christina	2005
Robert, Colette	2016
Robertshaw, Danielle	1997-99
Robinson, Janis	1997-98
Rodrigues, Lisa	2013-16
Rogers, Tori	2007-08
Romero, Leslie	**2019-current**
Romero, Martii	1979
Rubalcava, Analise	2006-09
Ruel, Alexis	2018

-S-

Saavedra, Tanya	1995-97
Salas, Monica	2018-19
Salazar, Melissa	1985
Sanchez, Brianna	**2020-current**
Sanchez, Dee	1984-85
Sandberg, Sabrina	2001-04
Schmallen, Kristina	2005-06
Schnedar, Pat	1978-79
Sedillo, Jennifer	1993
Sena, Jennifer	2003-04
Settle, Diane	1982-85
Shafer, Gavyn	2020
Shartzer, Ashley	2003-05
Shaw, Cheryl	1978-79
Sheehan, Carrie	2012-15
Shoemake, Karen	1978-79
Shott, Chris	1985
Shropshire, Amber	1995
Shultz, Briawna	2001-02
Sjostrand, Jordan	2012-14
Smith, Bobby	1981-82
Smith, Cheyenne	2016-current
Smith, Christy	1989
Smith, Doris	2017
Smith, Michelle	1993-97
Smith, Shelly	1992-94
Smith, Stephanie	1991-94
Soles, Lauren	2013-16
Sparr, Kelly	1982-83
Spencer, Kiana	**2019-current**
Stevens, Heather	1995
Stacey, Gabrielle	2014-15
Steltzer, Emma	2019
Sturm, Mary	1990
Surette, Samantha	1993-94

-T-

Tapia, Lorraine	1985
Taylor, Marsha	2006-08
Tellez, Naomi	2013-14
Terry, Debbie	1981
Torres, Nykilah	2012-14
Townes, Sydney	2018-19
Tracy, Amber	2010-13
Tuck, Reyan	**2020-current**
Turcotte, Scottie Jo	2008

-U-

Umfleet, Sandy	1984
Unterbrink, Beth	1986-89
Upham, Janet	1987

-V-

Valdez, Lynda	1994
Van Hooydonk, Jackie	1995-97
VanBoxmeer, Ashley	2003
Vun Kannon, Tracy	1990-91

-W-

Walke, Becky	1995
Walls, Stephanie	1996
Walsh, McKenzie	2016
Ward, Chris	1990-91
Warner, Cayley	1999-02
Warner, Lauren	1996
Weik, Irene	2004
Wennekamp, Rachael	1998-01
Whitley, Kristyn	2018
Wilbon, Aleyah	2018-19
Wilmert, Lauren	**2017-current**

-Y-

Young, Liz	2005-07
Young, Taryn	**2020-current**

CURRENT PLAYERS in bold

THE UNIVERSITY OF NEW MEXICO

LOBO SOFTBALL FIELD

LOBO SOFTBALL FIELD UNDERWENT A RENOVATION PRIOR TO THE 2020 SEASON WITH UPGRADES TO THE FIELD, BATTING CAGES AND LOCKER ROOM.



THE UNIVERSITY OF NEW MEXICO

Founded in 1889 as New Mexico's flagship institution, The University of New Mexico now occupies nearly 800 acres near old Route 66 in the heart of Albuquerque, a metropolitan area of more than 500,000 people. From the magnificent mesas to the west, past the banks of the historic Rio Grande to the Sandia Mountains to the east, Albuquerque is a blend of culture and cuisine, styles and stories, people, pursuits and panoramas.
Offering a distinctive campus environment with a Pueblo Revival architectural theme, the campus buildings echo nearby Pueblo Indian villages. The nationally recognized campus arboretum and the popular duck pond offer an outstanding botanical experience in the midst of one of New Mexico's great public open spaces.

The People

As a Hispanic-Serving Institution, the University represents a cross-section of cultures and backgrounds. In fall of 2017, 25,015 students, attended main campus with another 7,609 students at branch campuses and education centers.
UNM boasts an outstanding faculty that includes a Nobel Laureate, two MacArthur Fellows, 35 Fulbright scholars and several members of national academies. Faculty publish in many professional journals including Scientific American, The New England Journal of Medicine and Nature. UNM professors have been quoted in Newsweek, Los Angeles Times, Business Week, People Magazine, Parade Magazine, U.S. News and World Report, and The New Yorker, among others. They have shared their expertise on CNN, the Today Show, Good Morning America, Nova National Geographic and other news shows.
UNM employs more than 20,000 people statewide, including employees of University Hospital. It has more than 159,000 active alumni, with Lobos in every state and more than 1,400 alumni outside the U.S. More than half of UNM's alumni choose to remain in New Mexico.

The Places

The University has branch campuses in Gallup, Los Alamos, Taos and Valencia County, plus UNM West, an extension campus in Rio Rancho. UNM offers bachelor and graduate degree completion programs throughout the state via Extended Learning and has education centers located at the four branch campus locations as well as in Santa Fe, Farmington, and at Kirtland Air Force Base. UNM's libraries, museums, galleries and performance spaces are a rich cultural resources for the state. Home to the Lobos and contenders in the Mountain West, UNM athletics draws fans from all over. Dreamstyle Arena is one of college basketball's most famous and recognizable buildings. In fact, The Pit was ranked 8th by USA Today as one of the best arenas to watch college basketball.

The Programs

UNM is a place where cutting-edge research and creative endeavors flourish. UNM research injects millions of dollars into New Mexico's economy, funds new advancements in healthcare, and augments teaching – giving students valuable hands-on training in state-of-the art laboratories.

The Health Sciences Center is the state's largest integrated health care treatment, research and education organization. U.S. News and World Report's 2015 edition of "America's Best Graduate Schools" ranks the UNM



School of Medicine 40th in primary care and 83rd in research, while specific areas also rank again among the top 10 – rural medicine, second, and family medicine, ninth. Additionally, in health disciplines, UNM's nursing/midwifery program is ranked fifth. UNM School of Law is ranked 72th, while ranking ninth in clinical training. UNM College of Fine Arts is ranked 53rd, with its photography program ranked fifth in the nation. The engineering program is ranked 87th nationally, with electrical engineering coming in at 53rd, and Chemical Engineering ranking at 58th.

UNM is the only Hispanic-Serving Institution in the U.S. that is also classified a Carnegie Research University with Very High Activity. Recently, Hispanic Business Magazine ranked four University schools among the top 10. The list included: UNM School of Law, seventh; UNM Anderson School of Management, fourth; UNM School of Medicine, seventh; and the UNM School of Engineering, sixth.

Among the University's outstanding research units are the Center for Advanced Research Computing, Cancer Center, New Mexico Engineering Research Institute, Center for High Technology Materials, Design Planning Assistance Center, and the Mind Research Network.

UNM Traditions-The Lobo Nickname

A number of legends have arisen over the years as to how The University of New Mexico got "Lobo" as its official nickname. When the university began playing football in 1892, the team was simply referred to as "The University Boys" or "Varsities" to distinguish themselves from the prep school kids.

The student body, at least as early as 1917, began to seriously explore the possibilities for both a mascot and a new name for the student newspaper, which was then called simply the "U.N.M. Weekly." Several names for the paper were suggested, including The Rattler, the Sand Devil, the Ki-yo-te and the Cherry and Silver. However, there was no single name that struck a responsive chord among the students and when school opened in the Fall of 1920 the U.N.M. Weekly was still there.

On Sept. 22, 1920, sophomore George S. Bryan, editor of the U.N.M. Weekly and student manager of the football team, was present at a Student Council meeting for the purpose of suggesting that the University teams be given a mascot name as at that time many universities had mascot names for their teams. Bryan suggested Lobo, the Spanish word for wolf, as the nickname. The name was enthusiastically received. The Oct. 1 issue of the student paper said, "The Lobo is respected for his cunning, feared for his prowess, and is the leader of the pack. It is the ideal name for the

Varsity boys who go forth to battle for the glory of the school. All together now; fifteen rahs for the LOBOS."

From that beginning, the Lobo nickname has remained with The University of New Mexico for over almost 100 years.

UNM Traditions - The Lobo Mascot

After "Lobo" was adopted as the school's nickname in 1920, it was not long thereafter that a real Lobo became the mascot.

Bruno Dieckmann, class of 1902, and by 1920 a successful Albuquerque insurance and real estate agent, acquired the first Lobo for the University at his own expense. At the time he was treasurer of the Athletic Association and "one of the most admired men in town."

Elsie Ruth Chant, class of 1923, recalled, "All of the girls on campus wanted to be seen with him. He was an accomplished concert violinist as well as being a successful businessman, and he was rich. He drove a Stutz Bearcat convertible around town and all of the girls would compete to get rides with him. Sometimes he had five or six girls in the car, and when he finally got married, he left broken hearts all over campus. Anyway, he either caught it himself or he paid to have a wolf captured in the Mount Taylor area. The wolf was brought into the school and a student by the name of Bowman would take it on a leash to the football practice area."

Apparently, a government trapper named Jim Young caught a wolf pup on the Floyd Lee Ranch near Mount Taylor in western part of the state. The cub became the responsibility of the cheerleaders and it appeared in harness at every football game. However, in the late 20s, a child teased the wolf and the child was bitten at one of the games. UNM officials were forced to dispose of the wolf, as one historian put it, "for fear other ill-bred brats might become tempted to play with the wolf and bring a damage suit."

A live wolf was not a part of the scene for over 90 years, but recently, Zoerro the Wolf from the Wild Spirit Wolf Sanctuary has been at events for photo opportunities and to educate UNM fans on the wolves and to "educate the public about wolves, wolf-dogs, and other related species, our eco-system and how we all play a part in it, and the excellent, ethical care and treatment of all animals domestic and wild." In the early 1960s a human mascot named "Lobo Louie" was created. A second mascot, "Lobo Lucy" was created in the early 1980s. Both are now members of the school's cheerleading squad.

UNM Traditions - Cherry and Silver

The most common origin of New Mexico's school colors dates back nearly 100 years. Apparently, the school colors in the early 1890s were black and gold. Ms. Harriet Jenness, a faculty member who taught drawing, delsarte (drama), penmanship, and music, suggested a change in school colors because black and gold did not give a true feeling of New Mexico. She suggested the crimson evening glow of the majestic Sandia mountains to the east. The silver came from when students and faculty took picnics in the Sandias and noted the Rio Grande looked like a silver ribbon winding through the valley below. Her ideas were enthusiastically adopted by the faculty and staff. The crimson was later changed to cherry, the color of a Sandia sunset. Miss Jenness died in 1895, two years before the colors were adopted as "official." From 1973-79, turquoise was integrated into the official school colors, at least, for the athletics teams. The football team wore turquoise jerseys at home during those years. Cherry and silver returned as the predominant colors in 1980, and teams will now wear turquoise as an alternate or throwback jersey.

UNM Traditions - The Alma Mater

The Alma Mater (in Latin means "Nourishing" or "Dear Mother") was a source of contention at UNM in 1947. The original Alma Mater was set to the tune of "Annie Lyle," which was an unpopular tune with the student body for a long period of time. The student body voted in a general election to change the Alma Mater and found Glee Club Director Craig Summers to oblige. Actually Mr. Summers and his father wrote the present Alma Mater three years before and called it "The New Mexico Hymn."

New Mexico, New Mexico
We sing to honor thee.
This golden haze of college days
Will live in memory.
This praise we sing will ever ring
With truth and loyalty New Mexico, your fame we know Will last eternally.

UNM Traditions - The Fight Song

The UNM fight Song was written in 1930. The music to the Fight Song was written by Dean Lena Clauve, who served the University for 32 years as a professor of music education and as the Dean of Women. Dr. George St. Clair, professor in the English Department, wrote the lyrics.

Hail to thee, New Mexico,
Thy loyal sons are we. Marching down the field we go,
Fighting for thee.
RAH! RAH! RAH!
Now we pledge our faith to thee,
Never shall we fail.
Fighting ever, yielding never.
HAIL! HAIL! HAIL!

CENTER FOR STUDENT-ATHLETE SUCCESS

MISSION

The Lobo Center for Student-Athlete Success, in conjunction with the University of New Mexico, provides support services for prospective, current, as well as former student-athletes in an effort to increase academic and personal success. Student-athletes are encouraged to develop personal responsibility, intelligent decision making, and leadership skills through the provision of educational experiences both inside and outside of the classroom. The Lobo Center also celebrates the academic and civic achievements by our student-athletes.

SERVICES OFFERED

Study Hall

The study halls are sport specific and designed to accommodate each athletic team in a structured and professional academic setting. The atmosphere is intended to foster an environment that is conducive to learning and group facilitation.

Each team study hall is staffed and monitored by at least one study hall monitor. The study hall monitors are proficient in a myriad of subjects and provide assistance to the student-athletes when needed Athletic Computer Labs

The athletic computer lab is an academic aid to student-athletes, and its primary purpose is to facilitate the scholastic pursuits of student athletes at the University of New Mexico.

Laptop Computers

Laptop computers are available to all student-athletes on a first come, first serve basis. The laptops are for student-athletes to use when they are on the road traveling for competition.

Learning Strategist

The Center also has an in-house Learning Strategist devoted to providing support to student-athletes who have been diagnosed with a learning disability as well as those who need additional instruction in specific content areas and general study skills. The Learning Strategist also provides workshops that address study skills and time management. Individual appointments can be made as needed as well as class specific reviews can be coordinated.

Books on Loan

A benefit of being a student-athlete on scholarship is an in-house bookroom where student-athletes can get their textbooks for their classes. Our bookroom administrator can look up student's class schedules to determine the necessary textbooks, which eliminates the time-consuming tasks of going to the bookstore to research the books for each class and then standing in long lines to purchase them!

Academic Monitoring

Student-athlete progress is monitored by the Student Support Staff, housed in the Lobo Center. Three times a semester instructors will provide feedback on student-athletes academic progress. Progress forms are sent at the 4th, 8th, and 12th week during the academic semester. The information provided in these forms are forwarded to coaches and used to help student-athletes with their academic progression.

Academic Advisement

Each student-athlete at UNM is required to meet with their athletic academic advisor at least once a semester for class registration advisement. Once a major is declared, the student athlete is required to meet their assigned major advisor at least once per semester and then return a completed pre-enrollment form to their assigned athletic advisor. An athletic academic advisor is always available to answer any and all questions.

University 101

University 101 is a three (3) credit hour course that is designed to help freshmen student-athletes successfully transition into life and learning at the university. This course provides freshman student-athletes with a special orientation to the university community, the UNM athletics program, and the NCAA rules and regulations. Although the course does not fulfill core curriculum requirements, it is applicable towards elective credit. Furthermore, it is required for all incoming freshmen scholarship student-athletes.