

# THE UNIVERSITY OF NEW MEXICO SOFTBALL



2021 SOFTBALL NOTES | WEEK 7

@UNMLoboSB

www.GoLOBOS.com

#GoLOBOS

Allison Weiss, Assistant Director of Athletic Communications - Softball Contact | Email: allisonweiss@unm.edu | Cell: (661) 313-5402

## 2021 SCHEDULE

OVERALL: 2-23 • MW: 1-2 • H: 1-2 • A: 0-15 • N: 1-6

Date	Opponent	Time/Score
<b>Hillenbrand Invitational Tucson, Ariz.</b>		
2/19	Seattle	L, 8-0 (5)
2/19	#4 Arizona	L, 5-2
2/20	Southern Utah	W, 11-3 (6)
2/20	#4 Arizona	L, 12-0 (5)
2/21	Seattle	L, 9-5
2/21	Southern Utah	L, 4-1
<b>GCU/ASU Tournament Phoenix/Tempe, Ariz.</b>		
2/26	#2 Oklahoma	L, 8-0 (6)
2/26	#11/13 Arizona State	L, 13-1 (5)
2/27	#2 Oklahoma	L, 33-4 (5)
2/27	Grand Canyon	L, 10-0 (6)
2/28	#11/13 Arizona State	L, 11-3 (6)
<b>OSU/Tulsa Tournament Stillwater/Tulsa, Okla.</b>		
3/5	Tulsa	L, 7-0
3/5	Tulsa	L, 3-2
3/6	#8/9 Oklahoma State	L, 7-2
3/6	#8/9 Oklahoma State	L, 4-1
3/7	Nebraska-Omaha	L, 7-2
3/12	at Texas Tech	L, 7-3
3/12	at Texas Tech	L, 6-0
3/13	at Texas Tech	L, 1-0
3/19	at #10/11 Texas	L, 5-3
3/20	at #10/11 Texas	L, 12-0 (5)
3/20	at #10/11 Texas	L, 8-1
3/27	Colorado State *	L, 3-2
3/27	Colorado State *	W, 7-6
3/28	Colorado State *	L, 8-6
4/2	at Fresno State *	4 p.m.
4/2	at Fresno State *	6:30 p.m.
4/3	at Fresno State *	12 p.m.
4/10	Nevada *	2 p.m.
4/10	Nevada *	4:30 p.m.
4/11	Nevada *	12 p.m.
4/17	at UNLV *	2 p.m.
4/17	at UNLV *	4:30 p.m.
4/18	at UNLV *	1 p.m.
4/24	Boise State *	2 p.m.
4/24	Boise State *	4:30 p.m.
4/25	Boise State *	12 p.m.
5/1	at San Diego State *	3 p.m.
5/1	at San Diego State *	5:30 p.m.
5/2	at San Diego State *	1 p.m.
5/8	San José State *	2 p.m.
5/8	San José State *	4:30 p.m.
5/9	San José State *	12 p.m.
5/14	at Utah State *	12 p.m.
5/14	at Utah State *	3 p.m.
5/15	at Utah State *	12 p.m.

**Bold** denotes home games  
 \*denotes Mountain West game  
 All times listed are Mountain Time  
 Game times are subject to change

## AT FRESNO STATE



### NEW MEXICO Lobos

Record ..... 2-23, 1-2 Mountain West  
 Head Coach ..... Paula Congleton  
 Record at UNM ..... 39-118 (Fourth Season)  
 Career Record (NCAA DI) ..... 72-195 (Sixth Season)



### FRESNO STATE Bulldogs

Record ..... 17-7, 5-1 Mountain West  
 Head Coach ..... Linda Garza  
 Record at FS ..... 141-77 (Fifth Season)  
 Career Record ..... 286-212-2 (10th Season)

### Media Information

**Location:** Margie Wright Diamond  
 Fresno, Calif.

**Date/Time:**  
 Friday, April 2 - 3 p.m. PT  
 Friday, April 2 - 5:30 p.m. PT  
 Saturday, April 3 - 11 a.m. PT

**Live Video:**..... Mountain West Network  
**Live Stats:** <https://golobos.com/sports/softball/schedule/>  
**Social Media:** ..... @UNMLoboSB

Notes last updated: March 31, 2021

### Series History

#### VS. FRESNO STATE

Overall: 7-48  
 Last Five: 0-5  
 Last Meeting: 4/28/19 (L, 4-0)  
 Last Win: 3/29/18 (4-3)  
 Last Road Win: 5/15/93 (2-1)  
 Series Trend: L5

## NEWS AND NOTES

### A LOOK BACK BEFORE LOOKING AHEAD

- The Lobos opened up their home schedule, as well as their conference schedule, with three games against Colorado State with two of the games decided by one run.
- Izabella Owen led the Lobos at the plate with five hits and a .500 batting average, with Andrea Howard recording a .900 slugging percentage and .500 on-base percentage. Howard and Cameryn O'Grady each tallied two doubles and a home run in the series with Howard having a team-high four RBI and nine total bases. Briana Martinez also hit her first home run of the season, a two-run home run in Sunday's game.
- In the circle, the Lobos used four pitchers with Kiana Spencer, Ashlyn Roberts, Talia Hannappel and Emma Guindon making two appearances. Guindon started two games with Hannappel starting the other. Spencer went 1-1 on the weekend with Guindon 0-1.
- Rachael Hathoot delivered the game-winning hit in the second game of Saturday's doubleheader after battling in the box. On the 13th pitch of her at-bat in the bottom of the seventh inning, after nine foul balls and on a 3-2 count with Howard standing on second, Hathoot hit a liner down the left-field line that made it all the way to the wall and allowed Howard to score easily for the walk-off 7-6 win.
- The win snapped a six-game losing streak to Colorado State and a 20-game losing streak on the season.
- UNM had a chance to take the series on Sunday, building an early 3-0 lead followed by a 6-3 lead but the Rams broke the 6-6 tie in the seventh with two runs. The Lobos had the bases loaded on three walks in the bottom half of the inning but couldn't put the ball in play to bring the runs around.

### ALL HAIL THE DOUBLES QUEEN

- With a double in the top of the fourth inning in the March 28 game against Colorado State, senior shortstop Cameryn O'Grady took one step closer to officially being crowned the all-time leader in UNM program history.
- O'Grady currently ties the program record for career doubles at 48, a record held by Marianna Fenello, who played from 1998-01. O'Grady started the season tied for fourth with 43 and has five this season after finishing the shortened 2020 season with 15, the 2019 season with 16 and the 2018 season with 12.

### THE RETURN OF HOME RUN HOWARD

- Home run Howard made an early appearance this year as senior Andrea Howard hit a home run in three of the six games in the opening weekend, with her first home run coming in the second game of the season against No. 4 Arizona in the top of the third to tie the game at one. Her second home run came in her first at-bat in the next game against Southern Utah, and the third home run was a 2-run home run that tied the game in the bottom of the first against Seattle.
- Howard hit her fourth home run of the season in the first game at Texas Tech, a two-run home run in the top of the first, leading the team with two RBI in the game.
- Her fifth home run came on March 28, a two-run home run in the top of the first on a 3-0 pitch.
- The senior leads the team with her five home runs, with Cameryn O'Grady accounting for three home runs and Briana Martinez with the other home run on the team.

### BUT WAIT, THERE'S MORE

- Beyond just hitting home runs, Howard enters the series with six multiple hit games and six multiple RBI games. The senior also has a six-game streak of reaching base safely and a four-game hitting streak.



# NEWS AND NOTES

## GENERAL INFORMATION

Name of School.....	University of New Mexico
City/Zip.....	Albuquerque, N.M. 87106
Founded.....	1889 by Territorial Legislature
Enrollment.....	25,015
Nickname.....	Lobos
School Colors.....	Cherry & Silver
Conference.....	Mountain West
Affiliation.....	NCAA Division I
President.....	Dr. Garnett Stokes
Athletic Director.....	Eddie Nuñez

## PROGRAM HISTORY

First Year of Softball.....	1978
All-Time Record.....	1006-1148-3
Mountain West Record.....	124-292-1
NCAA Tournament Appearances.....	3
1980 (AIAW), 1981 (AIAW) and 1983 (NCAA)	
Last NCAA Postseason Opponent.....	Cal State Fullerton
Last NCAA Postseason Result.....	CSUF won series 2-1
Conference Championships.....	3
1980 (Intermountain), 1981 (Intermountain) and 1983 (High Country)	

## TEAM INFORMATION

2019 Overall Record.....	12-41
2019 MW Record.....	3-21 (9th)
Letterwinners Returning/Lost.....	11/8
Pitchers Returning/Lost.....	3/0
Starters Returning/Lost.....	6/3
Newcomers.....	11

## SOFTBALL STAFF

Head Coach.....	Dr. Paula Congleton (New Mexico, 1984)
Year at UNM.....	Fourth season
Record at UNM (Pct.).....	39-118 (.248)
MW Record at UNM (Pct.).....	11-40 (.216)
Career Record (Years).....	71-193 (6 years)
Assistant Coach.....	Tyler Heil (San José State, 2009)
Year at UNM.....	Fourth season
Assistant Coach...Brandon Maurer (Cal State Fullerton, 2015)	
Year at UNM.....	First season
Strength Coach.....	Brett Nakashima
Academic Advisor.....	TBD
Head Athletic Trainer.....	Bob Waller
Athletic Trainer.....	Kellyann Gangaware

## COMMUNICATIONS

Softball Contact.....	Allison Weiss
Email.....	allisonweiss@unm.edu
Cell Phone (Preferred).....	(661) 313-5402
Communications Office.....	(505) 925-5520

## DIGITAL MEDIA

Athletics Website.....	GoLobos.com
Main University Web Site.....	unm.edu
Conference Website.....	TheMW.com
Twitter.....	@UNMLoboSB
Instagram.....	@UNMLoboSB
Facebook.....	@UNMLoboSB

## FACILITIES

Venue.....	Lobo Softball Field
Dimensions.....	205-225-205
Capacity.....	1,500

- The outfielder leads the team in batting average (.328), slugging percentage (.672), on-base percentage (.425), RBI (18), walks (11), doubles (six), total bases (45), home runs (five) and hits (22). The Albuquerque native is second in runs scored (eight) and is one of three players with a triple on the season.
- Howard leads the Mountain West in slugging percentage and in total bases, tied for second in doubles, tied for third in home runs, sixth in hits, seventh in on-base percentage, tied for seventh in walks, and ninth in batting average.

### IN A CLASS OF HER OWN

- Andrea Howard was selected as one of the top 30 NCAA® softball student-athletes who excel both on and off the field for the 2021 Senior CLASS Award® in collegiate softball.
- To be eligible for the award, a student-athlete must be classified as an NCAA Division I senior and have notable achievements in four areas of excellence: community, classroom, character and competition. An acronym for Celebrating Loyalty and Achievement for Staying in School®, the Senior CLASS Award focuses on the total student-athlete and encourages students to use their platform in athletics to make a positive impact as leaders in their communities.
- The 30 candidates will be narrowed to 10 finalists in March, and those 10 names will be placed on the official ballot, with the Senior CLASS Award winner announced during the 2021 Women's College World Series® in June.

### CAM'S GOT THE POWER

- Cameryn O'Grady may have a knack for doubles, but as the second weekend of the season has shown, the senior shortstop has power. O'Grady hit two home runs during the ASU/GCU Tournament, a three-run home run to tie the game against Arizona State on Feb. 28 and a home run against Oklahoma on Feb. 27 on the first at-bat of the game.
- Against the Sooners, O'Grady also hit a triple, going 2-for-2 at the plate against the then-No. 2 team in the country.
- The California native added a three-run home run in UNM's 7-6 win over Colorado State on March 27.
- Cam is second on the team in slugging percentage (.515) and on-base percentage (.402), home runs (three), total bases (34), doubles (five), hits (18) and RBI (nine), third in batting average (.273) and leads the team in hit-by-pitches (10) and runs scored (16).
- O'Grady led off in the Lobo lineup for 11 games and hit second in 14 games. As the leadoff hitter, the senior hit .321 with a slugging percentage of .679 and an on-base percentage of .444, with nine hits, two doubles, a triple and two home runs for five RBI. As the second hitter in the lineup, O'Grady is hitting .237 with a slugging percentage of .395 and on-base percentage of .370 with nine hits, three doubles, one home run and four RBI.
- The shortstop is tied for the lead in the conference in hit-by-pitches and is tied for sixth in runs scored.

### NEW KIDS ON THE BLOCK

- The Lobos had a solid lineup returning from 2020 but needed to fill two spots in the lineup at the DP and infield position. Rachael Hathoot, who played third all of her freshman year, moved over to second and Izabella Owen took over the third base duties. At the designated player position, left-handed hitter Peyton Robinson stepped in to the role and started all six games over the opening weekend, five at DP and one in right field.
- Robinson finished with five hits, including one double, and recorded her first RBI in the win over Southern Utah, hitting .333 with a .400 slugging percentage. Hitting ninth, Robinson was 3-for-3 when leading off in an inning. Owen had four hits with three RBI (the second most on the team), also hitting a double at the Hillenbrand Invitational. Owen recorded two hits in the win over SUU, resulting in two RBI, and was 3-for-7 with runners in scoring position.
- To date, Robinson has started 20 games at DP, four in the outfield and Owen has started 21 games at third, four games at first and one game at DP.
- UNM used two new pitchers in the opening weekend in Emma Guindon and Ashlyn Roberts, with the duo starting four games combined and Roberts making four appearances with one start and Guindon three starts. Guindon struck out nine batters for the team high and finished with the most innings in the circle at 15.2. Roberts threw 7.0 innings but was handed the ball to open the season against Seattle.
- This season, Robinson has been among the best hitters at the plate for the Lobos, second on the team in batting average (.276), third in slugging percentage (.310), on-base percentage (.317), and tied for third in hits (16) and total bases (18). Hitting ninth in the lineup up until the Texas series, Robinson leads the team in sacrifice bunts with three, and is a slapper who has used her speed to beat out throws to first and can stretch out outfield hits into doubles. Robinson has led off in the Lobo lineup in the last six games, hitting .250 with an on-base percentage of .318 on five hits and currently has a three-game hitting streak.
- Owen is fourth on the team in batting average (.229), tied for third in hits (16) and RBI (five) and fourth in slugging percentage (.257). Owen enters the weekend having reached base safely the last seven games and with a four-game hitting streak.
- This season head coach Paula Congleton has continuously mixed up the lineup, moving Owen from third to first, Briana Martinez from left to third and had Samantha Simons play right field during the Tulsa/ Oklahoma State weekend.

### GOING WITH GUINDON

- Newcomer Emma Guindon leads the team in appearances (16), games started (15) and innings pitched (73.1) and has thrown six complete games. The junior has a team-best 6.59 ERA and team-high 22 strikeouts with 10 looking.
- Guindon is responsible for the win over Southern Utah, pitching 5.0 innings and allowed three runs on six hits, striking out four batters.

### WELCOME BACK

- The Lobos return three seniors from the 2020 class in shortstop Cameryn O'Grady, catcher Lauren Wilmert and pitcher Kiana Spencer.
- Looking back at the 2020 season, the Lobos return seven starters including all three outfielders as well as Wilmert at catcher, O'Grady, Rachael Hathoot and Reyan Tuck in the infield.
- The Lobos return their leaders in batting average (O'Grady, .355), slugging percentage (Andrea Howard,

## NEWS AND NOTES

.653), home runs (Howard, seven), doubles (O'Grady, 15), total bases (O'Grady, 48), hits (O'Grady, 27), RBI (Howard, 24), triples (Hathoot, two), walks (Martinez, 20) and stolen bases (Martinez, five).

- UNM added 10 newcomers with transfers Izabella Owen (infielder, Oregon State), Emma Guindon (pitcher, Monterey Peninsula College), Peyton Robinson (outfielder, Southern Nazarene) and Alexis Vigil (infielder, College of Southern Nevada) and six freshmen. In the freshmen class, the Lobos added two pitchers in Talia Hannappel and Ashlyn Roberts, two outfielders in Diamond Sandoval and Samantha Simons, a catcher in Savana Martinez and an infielder in Savannah Braun.
- New Mexico has a total of five pitchers on the staff, three of which are newcomers, and a new pitching coach in Brandon Maurer.
- The roster breakdown: the Lobos feature 5 pitchers, 5 outfielders, 5 infielders, three catchers, one catcher/ first baseman, one shortstop and one utility player on the roster.
- UNM has a total of seven players from the state of New Mexico on the team, with five from Albuquerque.
- The Lobos have 12 upperclassmen with six seniors, six juniors, three sophomores and six freshmen.

### ONE FINAL GO AROUND FOR O'GRADY (FOR REAL THIS TIME)

- Cameryn O'Grady enters her final season in the Cherry and Silver with several milestones achieved and a couple on the horizon.
- The shortstop currently has a streak of 148 games in the starting lineup dating back to Feb. 18, 2018, all at shortstop. In the last three years, the California native has started all but one game.
- In 2020, the senior shortstop led the team in batting average (.355), hits (27), doubles (15), runs scored (22), on-base percentage (.485) and total bases (48) and was second in slugging percentage (.632), RBI (20) and walks (16). She also tied for third in home runs with two.
- In addition, O'Grady currently sits at 142 career hits, recording her 100th hit against Grand Canyon on Feb. 8, 2020.
- Entering her fifth season, O'Grady has started 175 games and played in 183. She was on her way to having her best season as a Lobo in 2020 with 27 hits, 15 doubles, 20 RBI, an on-base percentage of .485 and slugging percentage of .632. In 2019, O'Grady had another solid season with a hitting percentage of .348 with 49 hits, 16 doubles, six home runs, 85 total bases, and tied her season-best total of 26 RBI. In 2019, O'Grady had 11 multiple hit games, seven multiple RBI games and had a streak of nine games with a hit and 15 games reaching base safely. Last season, O'Grady recorded a hit in 35 games (66%). O'Grady hit in the three spot in 31 games, in the cleanup spot 16 games and led off for the Lobos six games last season.
- Entering the season, O'Grady already made the UNM record book in career walks with 87 in her career, which places her fourth. To ascend the ranking, the California native would need just four walks. She is also currently second all-time in on-base percentage (.431) and ninth in slugging percentage (.523).
- The shortstop has cracked the top five in career doubles, which she currently has 48, putting her tied for the record. She needs just one double to ascend to the record. O'Grady had 15 in the 2020 season, just one short of her total in 2019, finishing just seven shy of the single-season record which she was almost certain on pace to break.
- Speaking of the record book, in 2019, O'Grady posted 16 doubles to rank tied for the fourth-most in a single season, her 31 walks tied for seventh in a single season and she had an on-base percentage of .474 to rank tied for the eighth-highest percentage in a single season in program history.

### TOUGH TASK AHEAD

- The non-conference portion of the schedule is heavily loaded with Power 5 programs, including two Pac-12 schools and four Big 12 schools, and with two teams in the top four of the preseason ESPN.com/USA Softball Collegiate Top 25 poll and four in the top 10, as well as two in the top four of the 2021 USA Today / NFCA Division I Top 25 Poll and three in the top six.
- Among the teams that UNM is scheduled to face this season are historic powerhouses Arizona, Oklahoma and Texas, along with nationally ranked Oklahoma State and Arizona State.
- Several of the opponents are familiar names on the Lobo schedule as UNM opened its 2020 season at the Grand Canyon tournament, splitting its games with GCU, and faced Arizona State last season at the Mary Nutter Classic. The Lobos also played Texas a year ago in Austin in the Longhorn Invitational. This will, however, be the first time that the Lobos face Nebraska-Omaha in program history.
- Of the 19 teams that the Lobos will face this season, seven finished the 2020 season with 20 or more wins with three teams finishing in the top 10 in the rankings. Among the non-conference schedule, Texas finished the season 24-3, Arizona finished 22-3, Oklahoma finished 20-4 and Arizona State finished 22-7. Three MW teams finished with 20 or more wins in Fresno State (21-4), UNLV (21-5) and SJSU (21-5).
- In addition, 13 of the 19 finished with an above .500 record in the shortened 2020 season.

### EMBRACE THE CHALLENGE

- In addition to a challenging non-conference schedule, the Lobos will spend the first five weekends on the road. UNM is scheduled to host Colorado State at the end of March.

### SUPER SENIORS

- In a typical year, the start of the season would include a note mentioning stats about all of the players that graduated from the 2020 roster. However, given the shortened COVID season, three Lobos chose to return for a "super senior season."
- UNM returns shortstop Cameryn O'Grady, catcher/ 1B Lauren Wilmert and pitcher Kiana Spencer and in doing so return top performers from 2020.
- Spencer recorded a team-high seven wins in 2020 with a team-high 10 starts, a .700 win-loss percentage and pitched a team-high 61.1 innings, 25 more innings than the second-most on the pitching staff. The LHP had the second-best ERA with 5.72 and the second-most appearances at 15 (only sophomore Brianna Sanchez had more appearances at 16).
- Wilmert has played in 151 games with 122 starts and has 76 hits, 16 doubles, one triple and 10 home runs in her career.
- The Lobos will have to find a replacement for the designated player spot as pitcher Bailey Klitzke filled that role last season and decided not to return.

### SCOUTING FRESNO STATE

- The Bulldogs are 17-7 on the season and 5-1 in conference play following a sweep of San Jose State and series win over Utah State. Fresno State has wins over Cal, UCSB, Sacramento State, Pacific, Cal State Fullerton, UC Davis and San Jose State and Utah State. Three of Fresno State's losses have come to ranked opponents, then-No. 1 UCLA (7-0) and then-No. 10 Oregon (10-2 and 2-1).
- Senior outfielder Kaitlyn Jennings leads the Bulldogs with 24 hits, five doubles and five triples, hitting .338 with a .592 slugging percentage and .460 on-base percentage. Senior catcher/ designated player Kelcey Carrasco has a team-high six home runs, 24 RBI and 43 total bases with Jennings closely behind at 42 total bases. Vanessa M. Hernandez holds a team-high .686 slugging percentage with 10 hits, one triple, four home runs, 14 RBI and 24 total bases, as well as a team-high 12 walks.
- Carrasco is third in the conference in slugging percentage and second in home runs and Jennings is fourth in on-base percentage, is tied for third in hits and leads the MW in runs scored and triples.
- In the circle, Fresno State has used five pitchers, with senior RHP Hailey Dolcini serving as its ace. The four-time MW Pitcher of the Week this season, Dolcini has a 1.09 ERA with 15 appearances and 14 starts, throwing 12 complete games, with one save and six shutouts. In 83.1 innings in the circle, the RHP has allowed 53 hits but only 17 runs (13 earned) and has struck out 121 hitters compared to just 16 walks. Dariana Orme has thrown in eight games with four starts and carries a 3.12 ERA on 33.2 innings pitched. The sophomore RHP has thrown three complete games with one shutout, allowing 44 hits, 15 runs (all earned) with eight walks and 18 strikeouts. Danielle Lung has thrown 32.2 innings on eight appearances and five starts, with 29 hits, 18 runs (15 earned), 20 walks and 30 strikeouts. The junior RHP carries a 3.21 ERA and has thrown two complete games and two shutouts.
- Dolcini has the best ERA in the MW and the best opposing batting average (.177) with the most innings pitched.
- As a staff, the Bulldogs have a 2.08 ERA with 17 complete games, nine shutouts, 133 hits allowed, 55 runs (46 earned), 46 walks and 171 strikeouts.
- Fresno State is first in the MW in slugging percentage (.459), runs scored (127), sac flies (nine), hit-by-pitch (24), RBI (112), total bases (269) and triples (12), tied for first in home runs (19), second in on-base percentage (.367), stolen bases (29) and hits (157) and third in batting average (.268). Defensively, the pitching staff has the best ERA in the conference, the best opposing batting average (.227), the most strikeouts and the fewest runs allowed.



## STAT COMPARISON

	UNM	FS
BA	.199	.268
R	56	127
H	116	157
2B	22	31
3B	3	12
HR	9	19
RBI	49	112
BB	53	73
SO	157	108
ERA	8.04	2.08
SO	49	171
BB	96	46
H	257	133
R	200	55
ER	168	46
DP	9	17
FLD%	.938	.968

Hitting Pitching Fld.

## MOUNTAIN WEST INFORMATION

### PRESEASON MOUNTAIN WEST POLL

Rk.	Team (1st-Place Votes)	Points
1.	San José State (2)	53
2.	San Diego State (3)	50
3.	Colorado State (1)	45
3.	UNLV (1)	45
5.	Fresno State (1)	44
6.	Boise State (1)	41
7.	Nevada	23
8.	Utah State	15
9.	New Mexico	8

## MOUNTAIN WEST PLAYERS OF THE WEEK

2021 MW Softball Player of the Week

Feb. 16- Samantha Diaz, Sr., SS, UNLV

Feb. 23- Lauren Gutierrez, Jr., C, Nevada

March 2- Kaitlyn Jennings, Sr., OF, Fresno State

March 9- Vanessa Hernandez, Sr., OF, Fresno State

March 16 - Adrianna Noriega, So., OF, Fresno State

March 23- Lauren Gutierrez, Jr., C, Nevada

March 30- Justine Federe, Sr., INF, UNLV

2021 MW Softball Pitcher of the Week

Feb. 16- Kendall Fritz, So., RHP, Nevada

Feb. 23- Karina Faasisila, Fr., LHP, San Diego State

March 2- Hailey Dolcini, Sr., RHP, Fresno State

March 9- Hailey Dolcini, Sr., RHP, Fresno State

March 16 - Hailey Dolcini, Sr., RHP, Fresno State

March 23 - Hailey Dolcini, Sr., RHP, Fresno State

March 30- Jenny Bressler, Jr., RHP, UNLV

## ESPN.COM/USA SOFTBALL COLLEGIATE TOP 25

WEEK 7 • MARCH 30

Rk.	Team (1st Votes)	Pts.	Rec	Prev.
1.	Oklahoma (19)	25-0	499	1
2.	UCLA	19-1	479	2
3.	Oregon	23-1	448	4
4.	Alabama (1)	26-3	439	3
5.	Florida	24-3	426	5
6.	Washington	24-4	383	6
7.	Kentucky	24-4	347	7
8.	Arizona	18-5	344	8
9.	Texas	24-3	336	10
10.	Florida State	20-6	293	13
11.	Arkansas	28-3	272	15
12.	Oklahoma State	26-5	264	9
13.	Arizona State	19-8	255	14
14.	Duke	26-3	246	12
15.	LSU	18-11	233	11
16.	Virginia Tech	19-5	201	16
17.	Louisiana	20-6	168	17
18.	Tennessee	23-5	129	19
19.	Clemson	22-4	119	21
20.	Missouri	24-7	118	20
T21.	Northwestern	15-1	87	22
T21.	UCF	24-6	87	24
23.	Georgia	22-5	79	18
24.	Texas A&M	23-5	65	RV
25.	Auburn	19-8	32	25

Others receiving votes: Baylor (27), Michigan (22), Texas State (22), James Madison (21), Stanford (17), Liberty (12), South Carolina (10), Minnesota (9), USF (6), Ole Miss (4), Western Kentucky (4), Southern Illinois (1).

## USA TODAY/ NFCA COACHES TOP 25 POLL

WEEK 7 • MARCH 30

Rk.	Team (1st Votes)	Pts.	Rec	Prev.
1	Oklahoma (32)	800	25-0	1
2	UCLA	765	19-1	2
3	Oregon	727	23-1	3
4	Alabama	693	26-3	4
5	Florida	690	24-3	5
6	Washington	611	24-4	6
7	Texas	572	24-3	8
8	Kentucky	555	24-4	7
9	Arizona	552	18-5	9
10	Florida State	495	20-6	12
11	Oklahoma State	448	26-5	10
12	Duke	434	26-3	11
13	Arkansas	404	28-3	15
14	Arizona State	403	19-8	14
15	LSU	350	18-11	13
16	Louisiana	331	20-6	16
17	Missouri	244	24-7	18
18	Clemson	227	22-4	20
19	Virginia Tech	222	19-5	19
20	Georgia	201	22-5	17
21	Tennessee	177	23-5	21
22	UCF	170	24-6	22
23	Michigan	84	13-3	25
24	Northwestern	73	15-1	RV
25	Baylor	38	21-5	RV

Others receiving votes: Texas A&M (34), Auburn (32), South Carolina (26), Liberty (12), Texas State (10), Wichita State (8), James Madison (3), Western Kentucky (3), Minnesota (2), Fresno State (1), Miami (Ohio) (1), Notre Dame (1), Southern Illinois (1).

## BY THE NUMBERS

Statistic	All Games	MW	MW Games
Batting Average:	.199	9th	--
Slugging Percentage:	.293	9th	--
On Base Percentage:	.288	9th	--
Runs Scored:	56	8th	--
Hits:	116	6th	--
RBIs:	49	8th	--
HRs:	9	7th	--
Total Bases:	171	6th	--
ERA:	8.04	9th	--
Opp. Batting Avg.:	.376	9th	--
Batters Struck Out:	49	8th	--
Hits Allowed:	257	9th	--
Runs Allowed:	200	9th	--
Earned Runs Allowed:	168	9th	--
Walks Allowed:	96	9th	--
Home Runs Allowed:	27	9th	--
Fielding Percentage:	.938	9th	--
Putouts:	439	4th	--
Fielding Double Plays:	9	T-1st	--
Caught Stealing By:	8	T-1st	--

## MOUNTAIN WEST STANDINGS

	MOUNTAIN WEST						ALL GAMES									
Team (USA Today/ESPN.Com)	W	L	Pct.	H	A	N	W	L	T	Pct.	H	A	N	Streak	Last 10	
Fresno State (RV/NR)	5	1	.833	3-0	2-1	0-0	17	7	0	.708	12-3	5-4	0-0	L1	8-2	
UNLV	5	1	.833	3-0	2-1	0-0	16	9	0	.640	14-4	2-5	0-0	W1	5-5	
Colorado State	2	1	.667	0-0	2-1	0-0	7	9	0	.438	1-1	3-3	3-5	W1	5-5	
Nevada	2	1	.667	2-1	0-0	0-0	11	8	0	.579	2-1	7-3	2-4	L1	5-5	
San Diego State	2	4	.333	1-2	1-2	0-0	14	9	0	.609	8-5	6-4	0-0	L1	5-5	
New Mexico	1	2	.333	1-2	0-0	0-0	2	23	0	.080	1-2	0-15	1-6	L1	1-9	
Utah State	1	2	.333	1-2	0-0	0-0	9	12	0	.429	1-3	4-4	4-5	L1	6-4	
Boise State	0	3	.000	0-0	0-3	0-0	7	13	0	.350	0-0	2-12	5-1	W1	4-6	
San José State	0	3	.000	0-0	0-3	0-0	4	13	0	.235	0-2	3-10	1-1	L3	2-8	



## NUMERICAL ROSTER

#	NAME	POS	HT	YR	B/T	HOMETOWN (PREVIOUS SCHOOL)
00	Andrea Howard	OF	5-6	Sr.	L/L	Albuquerque, N.M. (La Cueva HS)
1	Briana Martinez	INF	5-3	So.	R/R	Albuquerque, N.M. (Rio Rancho HS)
2	Savana Martinez	C	5-3	Fr.	R/R	Albuquerque, N.M. (Rio Rancho HS)
3	Rachael Hathoot	INF	5-8	So.	R/R	Albuquerque, N.M. (La Cueva HS)
4	Taryn Young	OF	5-8	Sr.	R/R	Anaheim, Calif. (Arizona)
5	Sydney Broderick	C	5-4	Sr.	R/R	Mesa, Ariz. (Desert Ridge HS)
6	Alexis Vigil	INF	5-0	Jr.	R/R	Las Lunas, N.M. (College of Southern Nevada)
10	Cameryn O'Grady	SS	5-6	Sr.	L/R	Orange, Calif. (El Modena HS)
12	Savannah Braun	INF	5-10	Fr.	R/R	Tualatin, Ore. (Tualatin HS)
15	Samantha Simons	OF	5-4	Fr.	L/R	Orange, Calif. (Villa Park HS)
20	Diamond Sandoval	OF	5-3	Fr.	R/R	Norwalk, Calif. (St. Paul HS)
21	Peyton Robinson	OF	5-6	Jr.	L/R	Saginaw, Texas (Southern Nazarene)
22	Izabella Owen	INF	5-6	Jr.	L/R	Manteca, Calif. (Oregon State)
25	Brianna Sanchez	P	5-6	So.	R/R	West Covina, Calif. (Bishop Amat HS)
32	Lauren Wilmert	C/1B	5-10	Sr.	R/R	Albuquerque, N.M. (Volcano Vista HS)
34	Emma Guindon	P	5-9	Jr.	R/R	Tomball, Texas (Monterey Peninsula College)
41	Talia Hannappel	P	5-9	Fr.	R/R	Huntington Beach, Calif. (Edison HS)
66	Ashlyn Roberts	P	5-8	Fr.	L/L	Sammamish, Wash. (Eastlake HS)
77	Reyan Tuck	INF	6-0	Jr.	R/R	Hillsboro, Ore. (Towson)
99	Kiana Spencer	P	5-6	Sr.	L/L	Gallup, N.M. (Yavapai College)

## ALPHABETICAL ROSTER

#	NAME	POS	HT	YR	B/T	HOMETOWN (PREVIOUS SCHOOL)
12	Savannah Braun	INF	5-10	Fr.	R/R	Tualatin, Ore. (Tualatin HS)
5	Sydney Broderick	C	5-4	Sr.	R/R	Mesa, Ariz. (Desert Ridge HS)
34	Emma Guindon	P	5-9	Jr.	R/R	Tomball, Texas (Monterey Peninsula College)
41	Talia Hannappel	P	5-9	Fr.	R/R	Huntington Beach, Calif. (Edison HS)
3	Rachael Hathoot	INF	5-8	So.	R/R	Albuquerque, N.M. (La Cueva HS)
00	Andrea Howard	OF	5-6	Sr.	L/L	Albuquerque, N.M. (La Cueva HS)
1	Briana Martinez	INF	5-3	So.	R/R	Albuquerque, N.M. (Rio Rancho HS)
2	Savana Martinez	C	5-3	Fr.	R/R	Albuquerque, N.M. (Rio Rancho HS)
10	Cameryn O'Grady	SS	5-6	Sr.	L/R	Orange, Calif. (El Modena HS)
22	Izabella Owen	INF	5-6	Jr.	L/R	Manteca, Calif. (Oregon State)
66	Ashlyn Roberts	P	5-8	Fr.	L/L	Sammamish, Wash. (Eastlake HS)
21	Peyton Robinson	OF	5-6	Jr.	L/R	Saginaw, Texas (Southern Nazarene)
25	Brianna Sanchez	P	5-6	So.	R/R	West Covina, Calif. (Bishop Amat HS)
20	Diamond Sandoval	OF	5-3	Fr.	R/R	Norwalk, Calif. (St. Paul HS)
15	Samantha Simons	OF	5-4	Fr.	L/R	Orange, Calif. (Villa Park HS)
99	Kiana Spencer	P	5-6	Sr.	L/L	Gallup, N.M. (Yavapai College)
77	Reyan Tuck	INF	6-0	Jr.	R/R	Hillsboro, Ore. (Towson)
6	Alexis Vigil	INF	5-0	Jr.	R/R	Los Lunas, N.M. (College of Southern Nevada)
32	Lauren Wilmert	C/1B	5-10	Sr.	R/R	Albuquerque, N.M. (Volcano Vista HS)
4	Taryn Young	OF	5-8	Sr.	R/R	Anaheim, Calif. (Arizona)

## RETURNERS (12) - 2020 SEASON STATS

No.	Name	Pos.	Cl.	Avg.	GP-GS	AB	R	H	2B	3B	HR	RBI	SLG%	FLD%
00	Andrea Howard	OF	Jr.	.306	26-26	72	16	22	4	0	7	24	.653	.981
1	Briana Martinez	UT	Fr.	.286	26-26	70	13	20	5	0	2	14	.443	.941
3	Rachael Hathoot	IF	Fr.	.250	26-26	84	19	21	6	2	1	12	.405	.934
4	Taryn Young	OF	Jr.	.259	24-24	54	17	14	0	0	4	9	.481	1.000
10	Cameryn O'Grady	SS	Sr.	.355	26-26	76	22	27	15	0	2	20	.632	.955
32	Lauren Wilmert	C	Sr.	.256	18-16	43	6	11	3	0	1	6	.395	.984

## PITCHERS RETURNING (2) - 2020 SEASON STATS

No.	Name	Cl.	ERA	W-L	APP	GS	CG	SHO	SV	IP	SO	BF
25	Brianna Sanchez	Fr.	5.79	1-4	16	5	1	1/0	1	32.2	7	166
99	Kiana Spencer	Sr.	5.72	7-3	15	10	3	0/0	0	61.1	15	293

## KEY PLAYERS LOST (2) - 2020 SEASON STATS

No.	Name	Pos.	Avg.	GP-GS	AB	R	H	2B	3B	HR	RBI	SLG%	FLD%
8	Bailey Klitzke	1B/P	.257	16-14	35	6	9	2	0	1	7	.400	.857
22	Gavyn Shafer	INF	.194	25-24	62	7	12	3	0	0	8	.242	.972

## PITCHERS LOST (1) - 2020 SEASON STATS

No.	Name	Cl.	ERA	W-L	APP	GS	CG	SHO	SV	IP	SO	BF
13	Kennedy Ferguson	So.	5.00	3-4	12	5	1	1/0	1	36.0	24	158

## NEWCOMERS (10)

No.	Name	Pos.	No.	Name	Pos.
2	Savana Martinez	C	22	Izabella Owen	INF
6	Alexis Vigil	INF	34	Emma Guindon	P
12	Savannah Braun	INF	41	Talia Hannappel	P
15	Samantha Simons	OF	66	Ashlyn Roberts	P
20	Diamond Sandoval	OF			
21	Peyton Robinson	OF			

## PRONUNCIATION GUIDE

00	ANDREA Howard	on-DRAY-uh
3	Rachael HATHOOT	HAT-who-t
6	Alexis VIGIL	Vee-hill
12	Savannah BRAUN	Bron
34	Emma GUINDON	Ginden
41	TALIA HANNAPPEL	Tall-E-uh Han-uh-pull
77	REYAN Tuck	Ree-anne
	Paula CONGLETON	CONGLE-ton
	Tyler HEIL	Hi-el

## CLASS

### Seniors (6)

5	Sydney Broderick	C
00	Andrea Howard	OF
10	Cameryn O'Grady	SS
99	Kiana Spencer	P
32	Lauren Wilmert	C/1B
4	Taryn Young	OF

### Juniors (5)

34	Emma Guindon	P
22	Izabella Owen	INF
21	Peyton Robinson	OF
77	Reyan Tuck	IF
6	Alexis Vigil	INF

### Sophomores (3)

3	Rachael Hathoot	IF
1	Briana Martinez	IF
25	Brianna Sanchez	P

### Freshmen (6)

12	Savannah Braun	INF
41	Talia Hannappel	P
2	Savana Martinez	C
66	Ashlyn Roberts	P
20	Diamond Sandoval	OF
15	Samantha Simons	OF

## HOME STATE

### Arizona (1)

5	Sydney Broderick	C
---	------------------	---

### California (7)

41	Talia Hannappel	P
10	Cameryn O'Grady	SS
22	Izabella Owen	INF
25	Brianna Sanchez	P
20	Diamond Sandoval	OF
15	Samantha Simons	OF
4	Taryn Young	OF

### New Mexico (7)

3	Rachael Hathoot	INF
00	Andrea Howard	OF
1	Briana Martinez	UT
2	Savana Martinez	C
99	Kiana Spencer	P
6	Alexis Vigil	INF
32	Lauren Wilmert	C/1B

### Oregon (2)

12	Savannah Braun	INF
77	Reyan Tuck	1B

### Texas (2)

34	Emma Guindon	P
21	Peyton Robinson	OF

### Washington (1)


66	Ashlyn Roberts	P
----	----------------	---

## POSITION


Outfield (5)	Catcher (2)	SS (1)
Infield (5)	Pitcher (5)	UT (1)
C/1B (1)		



## 2021 NEW MEXICO LOBOS RADIO/TV ROSTER



**00**  
Andrea Howard  
OF | 5-6 | SR.  
Albuquerque, N.M.




**1**  
Briana Martinez  
UT | 5-3 | SO.  
Albuquerque, N.M.




**2**  
Savana Martinez  
C | 5-3 | FR.  
Albuquerque, N.M.



**3**  
Rachael Hathoot  
INF | 5-8 | SO.  
Albuquerque, N.M.



**4**  
Taryn Young  
OF | 5-8 | SR.  
Anaheim, Calif.



**5**  
Sydney Broderick  
C | 5-4 | SR.  
Mesa, Ariz.



**6**  
Alexis Vigil  
INF | 5-0 | JR.  
Los Lunas, N.M.



**10**  
Cameryn O'Grady  
SS | 5-6 | SR.  
Orange, Calif.



**12**  
Savannah Braun  
INF | 5-10 | FR.  
Tualatin, Ore.



**15**  
Samantha Simons  
OF | 5-4 | FR.  
Orange, Calif.



**20**  
Diamond Sandoval  
OF | 5-3 | FR.  
Norwalk, Calif.



**21**  
Peyton Robinson  
OF | 5-6 | JR.  
Saginaw, Texas



**22**  
Izabella Owen  
INF | 5-6 | JR.  
Manteca, Calif.



**25**  
Brianna Sanchez  
P | 5-6 | SO.  
West Covina, Calif.



**32**  
Lauren Wilmert  
C/1B | 5-10 | SR.  
Albuquerque, N.M.



**34**  
Emma Guindon  
P | 5-9 | JR.  
Tomball, Texas



**41**  
Talia Hannappel  
P | 5-9 | FR.  
Huntington Beach, Calif.



**66**  
Ashlyn Roberts  
P | 5-8 | FR.  
Sammamish, Wash.



**77**  
Reyann Tuck  
1B | 6-0 | JR.  
Hillsboro, Ore.



**99**  
Kiana Spencer  
P | 5-6 | SR.  
Gallup, N.M.



**Paula Congleton**  
Head Coach



**Tyler Heil**  
Assistant Coach



**Brandon Maurer**  
Assistant Coach



**Kellyann Gangaware**  
Athletic Trainer



## **Paula Congleton**

5th Head Coach in UNM Program History  
Record at UNM: 39-118

### **NOTEWORTHY :**

- Named the fifth head coach in program history on June 20, 2017
- Enters her fourth season at her alma mater
- Earned her 300th career victory on April 17, 2014
- Earned her 350th career victory on April 22, 2017
- Earned her 400th career victory on May 4, 2018
- Earned her first win at UNM against St. Mary's on Feb. 9, 2018 (4-1)

### **MORE NOTES ON COACH CONGLETON**

- Spent 19 seasons at Santa Barbara City College with the Vaqueros molding the program into one of the elite programs in the WSC
- Three-time WSC Gold Division Coach of the Year
- 2011 Southern Cal Coaching Staff of the Year
- 2011 NFCA National Coaching Staff of the Year
- Led the Vaqueros to four Southern Cal Regional appearances and one trip to the Southern Cal Super Regional
- Guided the Vaqueros to their greatest success of the program, winning a Southern Cal Regional series and advancing to the Super Regional for the first time ever in 2016
- Led the 2016 SBCC squad to the second-most games in program history (30-14)
- The 2016 team finished third WSC Gold Division
- In 2011, led the Vaqueros to a program-record 31 wins (31-7 overall), leading the team to a WSC title and the Southern Cal Regional
- Four-time Scholar Athlete first baseman for the Lobos (3.89 GPA)
- Three-time All-American at New Mexico
- Received her Doctorate in educational administration in 2009
- Served as a full-time professor at SBCC teaching health, weight training and kinesiology
- Served as Associate Athletic Director and Coordinator of the Academic Achievement Zone for student-athletes at SBCC

### **COACHING EXPERIENCE**

#### **Head Coach:**

2017-Present - New Mexico (39-118)  
1998-2017 - Santa Barbara City Coll. (Calif.) (354-322)  
1996-1998 - Cal. State University East Bay (33-77)

#### **Graduate Assistant:**

1986-1988 - New Mexico

Overall NCAA DI record (Fourth Season): 39-118  
Overall NCAA record (Sixth Season): 71-193  
Overall record (24 years): 426-517 (.452)

### **ALMA MATER**

New Mexico (1984)

### **TWITTER**

Follow @CoachCongleton





# 2021 NEW MEXICO OVERALL STATISTICS

Record: 2-23 Home: 1-2 Away: 0-15 Neutral: 1-6 MW: 1-2

Player	avg	gp-gs	ab	r	h	2b	3b	hr	rbi	tb	slg%	bb	hp	so	gdp	ob%	sf	sh	sb-att	po	a	e	fld%
0 HOWARD, Andrea	.328	25-25	67	8	22	6	1	5	18	45	.672	11	1	11	0	.425	1	0	0-0	46	1	1	.979
21 ROBINSON, Peyton	.276	25-24	58	7	16	2	0	0	2	18	.310	4	0	8	0	.317	1	3	1-1	12	1	0	1.000
10 O'GRADY, Cameryn	.273	25-25	66	16	18	5	1	3	9	34	.515	5	10	24	0	.402	1	0	2-2	44	48	11	.893
22 OWEN, Izabella	.229	25-25	70	4	16	2	0	0	5	18	.257	3	1	9	1	.270	0	0	1-1	25	28	4	.930
3 HATHOOT, Rachael	.160	25-25	75	7	12	3	0	0	3	15	.200	3	0	13	0	.192	0	0	4-5	45	48	7	.930
1 MARTINEZ, Briana	.158	25-25	57	5	9	2	0	1	5	14	.246	8	3	23	1	.294	0	2	3-3	38	5	3	.935
4 YOUNG, Taryn	.140	21-21	43	3	6	1	0	0	2	7	.163	5	2	21	0	.260	0	1	0-1	34	1	3	.921
32 WILMERT, Lauren	.091	20-16	44	3	4	0	0	0	1	4	.091	4	1	17	2	.184	0	0	0-0	69	5	3	.961
5 BRODERICK, Sydney	.091	20-19	44	0	4	0	0	0	0	4	.091	4	1	12	0	.184	0	0	0-0	43	10	1	.981
-----																							
15 SIMONS, Samantha	.333	12-4	12	2	4	0	1	0	1	6	.500	0	0	2	0	.333	0	0	1-1	4	0	1	.800
77 TUCK, Reyan	.152	13-13	33	1	5	1	0	0	3	6	.182	2	2	9	0	.243	0	0	0-0	74	0	2	.974
6 VIGIL, Alexis	.000	6-3	10	0	0	0	0	0	0	0	.000	1	0	7	0	.091	0	0	0-0	2	5	1	.875
20 SANDOVAL, Diamond	.000	6-0	4	0	0	0	0	0	0	0	.000	2	0	1	0	.333	0	0	0-0	0	0	0	.000
12 BRAUN, Savannah	.000	1-0	0	0	0	0	0	0	0	0	.000	1	0	0	0	1.000	0	0	0-0	0	0	0	.000
Totals	.199	25	583	56	116	22	3	9	49	171	.293	53	21	157	4	.288	3	6	12-14	439	183	41	.938
Opponents	.376	25	683	200	257	41	2	27	184	383	.561	96	21	49	3	.459	14	10	28-36	483	142	18	.972

LOB - Team (127), Opp (185). DPs turned - Team (9), Opp (8). IBB - Team (1), HOWARD 1. Picked off - YOUNG, T. 1.

## (All games Sorted by Earned run avg)

Player	era	w-l	app	gs	cg	sho	sv	ip	h	r	er	bb	so	2b	3b	hr	b/avg	wp	hp	bk	sfa	sha
34 GUINDON, Emma	6.59	1-13	16	15	6	0/0	0	73.1	119	82	69	33	22	17	0	14	.360	4	10	0	6	8
99 SPENCER, Kiana	9.94	1-4	12	3	0	0/0	0	31.0	53	50	44	33	13	8	1	3	.371	2	7	0	3	2
-----																						
66 ROBERTS, Ashlyn	7.10	0-2	14	2	0	0/0	0	23.2	44	30	24	13	10	5	0	4	.386	1	1	0	1	0
41 HANNAPPEL, Talia	11.41	0-3	8	4	0	0/0	0	15.1	35	29	25	11	4	8	1	5	.438	0	2	0	3	0
25 SANCHEZ, Brianna	18.67	0-1	3	1	0	0/0	0	3.0	6	9	8	6	0	3	0	1	.400	0	1	0	1	0
Totals	8.04	2-23	25	25	6	0/0	0	146.1	257	200	168	96	49	41	2	27	.376	7	21	0	14	10
Opponents	1.83	21-2	25	25	13	8/2	4	161.0	116	56	42	53	157	22	3	9	.199	5	21	0	3	6

PB - Team (6), BRODERICK 5, WILMERT 1, Opp (3). SBA/ATT - BRODERICK (23-28), GUINDON (15-18), SPENCER (7-9), WILMERT (5-8), SANCHEZ (4-4), ROBERTS (1-3), HANNAPPEL (1-2).



# 2021 NEW MEXICO GAME-BY-GAME STATISTICS

Date	Opponent	ab	r	h	rbi	2b	3b	hr	tb	bb	ibb	sb	cs	hbp	sac	sf	gdp	k	po	a	e	lob	avg
Feb 19	vs Seattle U	24	0	6	0	0	0	0	6	3	0	1	0	0	0	0	0	4	17	4	1	9	.250
Feb 19	at Arizona	26	2	5	2	0	0	1	8	2	1	0	0	0	0	0	0	11	18	8	0	5	.220
Feb 20	vs Southern Utah	27	11	10	10	3	0	1	16	5	0	1	0	3	1	1	0	2	18	5	0	8	.273
Feb 20	at Arizona	14	0	0	0	0	0	0	0	0	0	0	0	1	0	0	0	5	12	6	1	0	.231
Feb 21	vs Seattle U	30	5	8	4	2	0	1	13	1	0	0	0	2	0	0	0	7	21	9	4	7	.240
Feb 21	vs Southern Utah	24	1	3	1	1	0	0	4	0	0	0	0	1	0	0	0	9	21	4	3	3	.221
Feb 26	vs Oklahoma	18	0	0	0	0	0	0	0	2	0	0	0	1	0	0	0	10	18	5	1	3	.196
Feb 26	at Arizona State	17	1	1	1	0	0	0	1	1	0	0	0	2	0	0	0	5	12	4	1	4	.183
Feb 27	vs Oklahoma	18	4	4	4	0	1	1	9	5	0	0	0	1	0	1	0	7	12	6	0	6	.187
Feb 27	at Grand Canyon	20	0	2	0	1	0	0	3	1	0	0	0	1	0	0	0	1	18	13	3	4	.179
Feb 28	at Arizona State	21	3	5	3	1	0	1	9	3	0	0	0	0	1	0	0	8	17	8	2	4	.184
Mar 05	at Tulsa	24	0	4	0	1	0	0	5	1	0	0	0	0	1	0	0	12	18	9	2	5	.183
Mar 05	at Tulsa	27	2	6	2	2	1	0	10	2	0	0	0	0	0	0	0	11	18	6	2	6	.186
Mar 06	at Oklahoma State	27	2	8	1	1	0	0	9	0	0	2	0	0	0	0	2	8	18	5	4	4	.196
Mar 06	at Oklahoma State	25	1	4	1	1	0	0	5	0	0	0	0	0	0	1	0	5	18	9	2	4	.193
Mar 07	vs Omaha	26	2	6	2	1	0	0	7	2	0	0	1	0	0	0	0	4	18	8	1	5	.196
Mar 12	at Texas Tech	22	3	3	2	0	0	1	6	4	0	2	0	2	2	0	1	8	18	8	6	6	.192
Mar 12	at Texas Tech	19	0	1	0	0	0	0	1	3	0	0	1	2	0	0	0	8	18	5	2	3	.186
Mar 13	at Texas Tech	23	0	2	0	0	0	0	2	1	0	0	0	2	0	0	1	4	18	5	0	5	.181
Mar 19	at Texas	26	3	6	2	1	0	0	7	4	0	2	0	1	0	0	0	4	18	8	0	7	.183
Mar 20	at Texas	15	0	0	0	0	0	0	0	1	0	0	0	1	0	0	0	4	12	7	3	2	.178
Mar 20	at Texas	25	1	7	0	0	1	0	9	0	0	2	0	0	1	0	0	5	18	8	1	4	.183
*Mar 27	COLORADO STATE	28	2	7	2	3	0	0	10	2	0	1	0	0	0	0	0	5	21	15	0	7	.186
*Mar 27	COLORADO STATE	28	7	9	7	3	0	1	15	3	0	1	0	0	0	0	0	7	21	7	0	6	.193
*Mar 28	COLORADO STATE	29	6	9	5	1	0	2	16	7	0	0	0	1	0	0	0	3	21	11	2	10	.199
Totals		583	56	116	49	22	3	9	171	53	1	12	2	21	6	3	4	157	439	183	41	127	.199

Pitching (All games)

Date	Opponent	ip	h	r	er	bb	so	2b	3b	hr	wp	bk	hbp	dp	ibb	score	w-l	sv	era
Feb 19	vs Seattle U	5.2	8	8	7	6	3	1	0	0	0	0	1	1	0	0-8	0-1	0	8.65
Feb 19	at Arizona	6.0	7	5	5	5	3	0	0	1	0	0	0	1	0	2-5	0-2	0	7.20
Feb 20	vs Southern Utah	6.0	6	3	3	3	4	0	0	2	0	0	1	1	0	11-3	1-2	0	5.94
Feb 20	at Arizona	4.0	11	12	11	9	3	2	0	0	1	0	0	0	0	0-12	1-3	0	8.40
Feb 21	vs Seattle U	7.0	10	9	6	7	2	1	0	0	0	0	2	0	0	5-9	1-4	0	7.81
Feb 21	vs Southern Utah	7.0	7	4	3	4	8	1	1	0	1	0	3	0	0	1-4	1-5	0	6.87
Feb 26	vs Oklahoma	6.0	11	8	8	1	1	2	0	2	0	0	1	0	0	0-8	1-6	0	7.22
Feb 26	at Arizona State	4.0	9	13	11	5	0	2	0	4	0	0	0	0	0	1-13	1-7	0	8.28
Feb 27	vs Oklahoma	4.0	28	33	33	10	0	4	0	3	0	0	2	0	0	4-33	1-8	0	12.26
Feb 27	at Grand Canyon	6.0	11	10	9	4	1	2	0	0	0	0	2	2	0	0-10	1-9	0	12.07
Feb 28	at Arizona State	5.2	11	11	8	2	1	2	0	3	0	0	0	0	0	3-11	1-10	0	11.87
Mar 05	at Tulsa	6.0	15	7	6	3	2	1	0	0	1	0	1	0	0	0-7	1-11	0	11.44
Mar 05	at Tulsa	6.0	7	3	3	3	2	1	1	0	1	0	1	1	0	2-3	1-12	0	10.79
Mar 06	at Oklahoma State	6.0	8	7	6	3	0	2	0	1	2	0	1	0	0	2-7	1-13	0	10.50
Mar 06	at Oklahoma State	6.0	10	4	4	4	2	2	0	2	0	0	0	0	0	1-4	1-14	0	10.09
Mar 07	vs Omaha	6.0	12	7	3	1	4	3	0	2	0	0	1	0	0	2-7	1-15	0	9.66
Mar 12	at Texas Tech	6.0	10	7	1	0	3	0	0	0	0	0	1	0	0	3-7	1-16	0	9.13
Mar 12	at Texas Tech	6.0	7	6	5	7	1	2	0	0	0	0	1	0	0	0-6	1-17	0	8.94
Mar 13	at Texas Tech	6.0	9	1	1	1	5	1	0	0	0	0	0	1	0	0-1	1-18	0	8.52
Mar 19	at Texas	6.0	7	5	5	5	0	1	0	2	0	0	0	0	0	3-5	1-19	0	8.38
Mar 20	at Texas	4.0	9	12	.5	3	0	1	0	2	0	0	1	0	0	0-12	1-20	0	8.39
Mar 20	at Texas	6.0	15	8	8	3	0	4	0	1	0	0	1	0	0	1-8	1-21	0	8.43
*Mar 27	COLORADO STATE	7.0	9	3	3	3	0	1	0	0	0	0	0	2	0	2-3	1-22	0	8.15
*Mar 27	COLORADO STATE	7.0	10	6	6	2	3	4	0	0	1	0	1	0	0	7-6	2-22	0	8.04
*Mar 28	COLORADO STATE	7.0	10	8	8	2	1	1	0	2	0	0	0	0	0	6-8	2-23	0	8.04
Totals		146.1	257	200	168	96	49	41	2	27	7	0	21	9	0	56-200	2-23	0	8.04



## 2021 NEW MEXICO RECORD AND INNING BREAKDOWN

Score by innings	1	2	3	4	5	6	7	Total
New Mexico	13	12	8	4	6	7	6	56
Opponents	39	34	26	44	33	20	4	200

Record when ...			
Overall	2-23	After 4 leading	1-0
Conference	1-2	..... trailing	0-19
Non-Conference	1-21	..... tied	1-4
Home games	1-2	After 5 leading	2-0
Away games	0-15	..... trailing	0-18
Neutral site	1-6	..... tied	0-1
Day games	2-21	After 6 leading	1-0
Night games	0-2	..... trailing	0-14
vs Left starter	0-5	..... tied	0-1
vs Right starter	2-18		
1-Run games	1-3	Hit 0 home runs	0-17
2-Run games	0-2	... 1 home run	2-5
5+Run games	1-13	... 2+ home runs	0-1
Extra innings	0-0		
Shutouts	0-8	Opponent 0 home runs	1-11
		..... 1 home run	0-3
Scoring 0-2 runs	0-17	..... 2+ HRs	1-9
..... 3-5 runs	0-5		
..... 6-9 runs	1-1	Made 0 errors	2-5
..... 10+ runs	1-0	.... 1 error	0-6
		.... 2+ errors	0-12
Opponent 0-2 runs	0-1		
..... 3-5 runs	1-6	Opp. made 0 errors	0-12
..... 6-9 runs	1-10	..... 1 error	1-10
..... 10+ runs	0-6	..... 2+ errors	1-1
Scored in 1st inning	2-6	Out-hit opponent	1-0
Opp. scored in 1st	2-13	Out-hit by opponent	1-22
Scores first	1-8	Hits are tied	0-1
Opp. scores first	1-15		

### Record when team scores:

Runs	0	1	2	3	4	5	6	7	8	9	10+
W-L	0-8	0-4	0-5	0-3	0-1	0-1	0-1	1-0	0-0	0-0	1-0

### Record when opponent scores:

Runs	0	1	2	3	4	5	6	7	8	9	10+
W-L	0-0	0-1	0-0	1-2	0-2	0-2	1-1	0-4	0-4	0-1	0-6

### Record when leading after:

Inn.	1	2	3	4	5	6
W-L	0-2	2-4	1-3	1-0	2-0	1-0

### Record when trailing after:

Inn.	1	2	3	4	5	6
W-L	1-12	0-15	0-15	0-19	0-18	0-14

### Record when tied after:

Inn.	1	2	3	4	5	6
W-L	1-9	0-4	1-5	1-4	0-1	0-1

Current losing streak: 1  
Longest winning streak: 1  
Longest losing streak: 20

Home attendance : 1125 ( 3 dates avg = 375 )  
Away attendance : 2610 ( 21 dates avg = 124 )  
Total attendance: 3735 ( 24 dates avg = 155 )

# 2021 NEW MEXICO SITUATIONAL BREAKDOWN

Player	vs left			vs right			w/runners			w/bases empty			w/bases loaded			as leadoff			fly	gnd	fly/
	h	ab	avg	h	ab	avg	h	ab	avg	h	ab	avg	h	ab	avg	rch	ops	pct	out	out	gnd
12 BRAUN, Savannah	0	0	---	0	0	---	0	0	---	0	0	---	0	0	---	0	0	---	0	0	0.0
5 BRODERICK, Sydney	0	7	.000	4	37	.108	0	15	.000	4	29	.138	0	0	---	1	11	.091	14	13	1.1
3 HATHOOT, Rachael	5	15	.333	7	60	.117	3	31	.097	9	44	.205	0	3	.000	6	25	.240	24	25	1.0
0 HOWARD, Andrea	4	14	.286	18	53	.340	11	31	.355	11	36	.306	0	2	.000	3	7	.429	28	5	5.6
1 MARTINEZ, Briana	0	10	.000	9	47	.191	7	27	.259	2	30	.067	0	2	.000	2	13	.154	14	10	1.4
10 O'GRADY, Cameryn	2	12	.167	16	54	.296	8	22	.364	10	44	.227	0	0	---	13	27	.481	15	9	1.7
22 OWEN, Izabella	3	15	.200	13	55	.236	9	34	.265	7	36	.194	0	2	.000	5	21	.238	21	24	0.9
21 ROBINSON, Peyton	1	9	.111	15	49	.306	8	20	.400	8	38	.211	1	2	.500	5	18	.278	13	24	0.5
20 SANDOVAL, Diamond	0	1	.000	0	3	.000	0	2	.000	0	2	.000	0	0	---	1	3	.333	2	1	2.0
15 SIMONS, Samantha	1	2	.500	3	10	.300	1	8	.125	3	4	.750	0	0	---	1	1	1.000	2	4	0.5
77 TUCK, Reyan	1	5	.200	4	28	.143	3	15	.200	2	18	.111	1	3	.333	4	12	.333	10	9	1.1
6 VIGIL, Alexis	0	2	.000	0	8	.000	0	4	.000	0	6	.000	0	0	---	0	3	.000	2	1	2.0
32 WILMERT, Lauren	0	9	.000	4	35	.114	1	22	.045	3	22	.136	0	1	.000	5	13	.385	6	15	0.4
4 YOUNG, Taryn	0	5	.000	6	38	.158	2	20	.100	4	23	.174	0	0	---	2	8	.250	11	5	2.2
Totals	17	106	.160	99	477	.208	53	251	.211	63	332	.190	2	15	.133	48	162	.296	162	145	1.1
Opponents	97	257	.377	160	426	.376	160	419	.382	97	264	.367	15	43	.349	72	147	.490	193	174	1.1

Player	pinch hitting			w/runners in scoring pos			w/runner on 3rd and LT 2 out			with 2 outs			success adv runners			2- rnr	rnr	rnr	rch	rch	kl
	h	ab	avg	h	ab	avg	rbi	ops	pct	h	ab	avg	adv	ops	pct	rbi	w/out	lob	err	fc	kl
12 BRAUN, Savannah	0	0	---	0	0	---	0	0	---	0	0	---	0	0	---	0	0	0	0	0	0
5 BRODERICK, Sydney	0	0	---	0	9	.000	0	0	---	2	13	.154	3	16	.188	0	1	6	1	1	5
3 HATHOOT, Rachael	0	0	---	1	18	.056	2	3	.667	0	25	.000	10	31	.323	0	5	22	0	5	5
0 HOWARD, Andrea	0	0	---	7	17	.412	4	4	1.000	9	27	.333	20	37	.541	6	4	9	2	1	1
1 MARTINEZ, Briana	0	0	---	4	13	.308	2	4	.500	3	19	.158	14	34	.412	0	2	14	3	0	5
10 O'GRADY, Cameryn	0	0	---	4	14	.286	1	4	.250	5	14	.357	15	28	.536	7	2	6	2	0	10
22 OWEN, Izabella	0	0	---	7	23	.304	0	3	.000	6	21	.286	12	34	.353	3	3	15	0	3	6
21 ROBINSON, Peyton	0	0	---	4	8	.500	1	1	1.000	5	24	.208	13	25	.520	1	4	14	0	0	3
20 SANDOVAL, Diamond	0	3	.000	0	1	.000	0	0	---	0	1	.000	0	2	.000	0	0	1	0	0	0
15 SIMONS, Samantha	0	0	---	1	4	.250	0	0	---	3	6	.500	1	8	.125	1	0	4	0	1	0
77 TUCK, Reyan	0	0	---	2	10	.200	0	1	.000	1	9	.111	6	15	.400	2	4	9	0	1	1
6 VIGIL, Alexis	0	3	.000	0	1	.000	0	0	---	0	3	.000	0	4	.000	0	0	3	0	0	2
32 WILMERT, Lauren	0	2	.000	1	14	.071	0	3	.000	1	14	.071	8	25	.320	1	3	15	2	2	6
4 YOUNG, Taryn	0	0	---	2	9	.222	1	1	1.000	1	15	.067	7	22	.318	1	3	8	1	0	11
Totals	0	8	.000	33	141	.234	11	24	.458	36	191	.188	109	281	.388	22	31	127	11	14	55
Opponents	9	31	.290	107	284	.377	61	93	.656	71	212	.335	306	493	.621	58	79	185	31	45	20

Success Advancing Runners = percentage of times the batter advanced at least one runner during a plate appearance

#Rnrs Adv w/Out = TOTAL number of runners advanced when the player made an out

Player	vs left			vs right			w/runners			w/bases empty			vs leadoff			with 2 outs			fly	gnd	fly/
	h	ab	avg	h	ab	avg	h	ab	avg	h	ab	avg	rch	ops	pct	h	ab	avg	out	out	gnd
34 GUINDON, Emma	52	137	.380	67	194	.345	67	196	.342	52	135	.385	41	76	.539	31	100	.310	90	94	1.0
41 HANNAPPEL, Talia	15	31	.484	20	49	.408	24	57	.421	11	23	.478	7	15	.467	11	28	.393	23	17	1.4
66 ROBERTS, Ashlyn	21	49	.429	23	65	.354	26	63	.413	18	51	.353	12	24	.500	12	36	.333	24	33	0.7
25 SANCHEZ, Brianna	4	5	.800	2	10	.200	6	14	.429	0	1	.000	2	2	1.000	0	3	.000	5	4	1.2
99 SPENCER, Kiana	24	67	.358	29	76	.382	37	89	.416	16	54	.296	10	30	.333	17	45	.378	51	26	2.0
Totals	116	289	.401	141	394	.358	160	419	.382	97	264	.367	72	147	.490	71	212	.335	193	174	1.1
Opponents	76	273	.278	40	310	.129	53	251	.211	63	332	.190	48	162	.296	36	191	.188	162	145	1.1

Player	app	gs	ip/app	*h/g	*r/g	*er/g	*bb/g	*so/g	k/bb	*2b/g	*3b/g	*hr/g	*fo/g	*go/g	*bf/g	sba	att	pct
34 GUINDON, Emma	16	15	4.58	11.36	7.83	6.59	3.15	2.10	0.7	1.62	0.00	1.34	8.59	8.97	37.04	15	18	.833
41 HANNAPPEL, Talia	8	4	1.92	15.98	13.24	11.41	5.02	1.83	0.4	3.65	0.46	2.28	10.50	7.76	43.83	1	2	.500
66 ROBERTS, Ashlyn	14	2	1.69	13.01	8.87	7.10	3.85	2.96	0.8	1.48	0.00	1.18	7.10	9.76	38.15	1	3	.333
25 SANCHEZ, Brianna	3	1	1.00	14.00	21.00	18.67	14.00	0.00	0.0	7.00	0.00	2.33	11.67	9.33	53.67	4	4	1.000
99 SPENCER, Kiana	12	3	2.58	11.97	11.29	9.94	7.45	2.94	0.4	1.81	0.23	0.68	11.52	5.87	42.45	7	9	.778
Totals	25	25	5.85	12.29	9.57	8.04	4.59	2.34	0.5	1.96	0.10	1.29	9.23	8.32	39.42	28	36	.778
Opponents	25	25	6.44	5.04	2.43	1.83	2.30	6.83	3.0	0.96	0.13	0.39	7.04	6.30	28.96	12	14	.857

\* = average based on 7-inning game





# 2021 NEW MEXICO LEADERS

## Batting avg

1. 0 HOWARD, Andrea	.328
2. 21 ROBINSON, Peyton	.276
3. 10 O'GRADY, Cameryn	.273
4. 22 OWEN, Izabella	.229
5. 3 HATHOOT, Rachael	.160

## Runs scored

1. 10 O'GRADY, Cameryn	16
2. 0 HOWARD, Andrea	8
3. 3 HATHOOT, Rachael	7
21 ROBINSON, Peyton	7
5. 1 MARTINEZ, Briana	5

## Doubles

1. 0 HOWARD, Andrea	6
2. 10 O'GRADY, Cameryn	5
3. 3 HATHOOT, Rachael	3
4. 3 tied at.....	2

## Total bases

1. 0 HOWARD, Andrea	45
2. 10 O'GRADY, Cameryn	34
3. 22 OWEN, Izabella	18
21 ROBINSON, Peyton	18
5. 3 HATHOOT, Rachael	15

## Sac bunts

1. 21 ROBINSON, Peyton	3
2. 1 MARTINEZ, Briana	2
3. 4 YOUNG, Taryn	1

## Caught stealing

1. 3 HATHOOT, Rachael	1
4 YOUNG, Taryn	1

## Strikeouts

1. 10 O'GRADY, Cameryn	24
2. 1 MARTINEZ, Briana	23
3. 4 YOUNG, Taryn	21
4. 32 WILMERT, Lauren	17
5. 3 HATHOOT, Rachael	13

## At bats

1. 3 HATHOOT, Rachael	75
2. 22 OWEN, Izabella	70
3. 0 HOWARD, Andrea	67
4. 10 O'GRADY, Cameryn	66
5. 21 ROBINSON, Peyton	58

## Fielding pct

1. 21 ROBINSON, Peyton	1.000
2. 5 BRODERICK, Sydney	.981
3. 0 HOWARD, Andrea	.979
4. 77 TUCK, Reyan	.974
5. 32 WILMERT, Lauren	.961

## Assists

1. 10 O'GRADY, Cameryn	48
3 HATHOOT, Rachael	48
3. 22 OWEN, Izabella	28
4. 34 GUINDON, Emma	17
5. 5 BRODERICK, Sydney	10

## Stolen bases against

1. 5 BRODERICK, Sydney	23
2. 34 GUINDON, Emma	15
3. 99 SPENCER, Kiana	7
4. 32 WILMERT, Lauren	5
5. 25 SANCHEZ, Brianna	4

## Passed balls

1. 5 BRODERICK, Sydney	5
2. 32 WILMERT, Lauren	1

## Slugging pct

1. 0 HOWARD, Andrea	.672
2. 10 O'GRADY, Cameryn	.515
3. 21 ROBINSON, Peyton	.310
4. 22 OWEN, Izabella	.257
5. 1 MARTINEZ, Briana	.246

## Hits

1. 0 HOWARD, Andrea	22
2. 10 O'GRADY, Cameryn	18
3. 22 OWEN, Izabella	16
21 ROBINSON, Peyton	16
5. 3 HATHOOT, Rachael	12

## Triples

1. 15 SIMONS, Samantha	1
0 HOWARD, Andrea	1
10 O'GRADY, Cameryn	1

## Walks

1. 0 HOWARD, Andrea	11
2. 1 MARTINEZ, Briana	8
3. 10 O'GRADY, Cameryn	5
4 YOUNG, Taryn	5
5. 3 tied at.....	4

## Sac flies

1. 21 ROBINSON, Peyton	1
10 O'GRADY, Cameryn	1
0 HOWARD, Andrea	1

## Steal attempts

1. 3 HATHOOT, Rachael	5
2. 1 MARTINEZ, Briana	3
3. 10 O'GRADY, Cameryn	2
4. 4 tied at.....	1

## Grounded into DP

1. 32 WILMERT, Lauren	2
2. 1 MARTINEZ, Briana	1
22 OWEN, Izabella	1

## Games played

1. 6 tied at.....	25
-------------------	----

## Chances

1. 10 O'GRADY, Cameryn	103
2. 3 HATHOOT, Rachael	100
3. 32 WILMERT, Lauren	77
4. 77 TUCK, Reyan	76
5. 22 OWEN, Izabella	57

## Errors

1. 10 O'GRADY, Cameryn	11
2. 3 HATHOOT, Rachael	7
3. 22 OWEN, Izabella	4
4. 3 tied at.....	3

## Caught stealing by

1. 5 BRODERICK, Sydney	5
2. 32 WILMERT, Lauren	3
34 GUINDON, Emma	3
4. 66 ROBERTS, Ashlyn	2
99 SPENCER, Kiana	2

## Catchers interference

## On base pct

1. 0 HOWARD, Andrea	.425
2. 10 O'GRADY, Cameryn	.402
3. 21 ROBINSON, Peyton	.317
4. 1 MARTINEZ, Briana	.294
5. 22 OWEN, Izabella	.270

## Runs batted in

1. 0 HOWARD, Andrea	18
2. 10 O'GRADY, Cameryn	9
3. 22 OWEN, Izabella	5
1 MARTINEZ, Briana	5
5. 2 tied at.....	3

## Home runs

1. 0 HOWARD, Andrea	5
2. 10 O'GRADY, Cameryn	3
3. 1 MARTINEZ, Briana	1

## Hit by pitch

1. 10 O'GRADY, Cameryn	10
2. 1 MARTINEZ, Briana	3
3. 4 YOUNG, Taryn	2
77 TUCK, Reyan	2
5. 4 tied at.....	1

## Stolen bases

1. 3 HATHOOT, Rachael	4
2. 1 MARTINEZ, Briana	3
3. 10 O'GRADY, Cameryn	2
4. 3 tied at.....	1

## Stolen base pct

1. 22 OWEN, Izabella	1.000
10 O'GRADY, Cameryn	1.000
21 ROBINSON, Peyton	1.000
1 MARTINEZ, Briana	1.000
5. 3 HATHOOT, Rachael	.800

## Total plate appearances

1. 10 O'GRADY, Cameryn	82
2. 0 HOWARD, Andrea	80
3. 3 HATHOOT, Rachael	78
4. 22 OWEN, Izabella	74
5. 1 MARTINEZ, Briana	70

## Game starts

1. 1 MARTINEZ, Briana	25
22 OWEN, Izabella	25
0 HOWARD, Andrea	25
10 O'GRADY, Cameryn	25
3 HATHOOT, Rachael	25

## Putouts

1. 77 TUCK, Reyan	74
2. 32 WILMERT, Lauren	69
3. 0 HOWARD, Andrea	46
4. 3 HATHOOT, Rachael	45
5. 10 O'GRADY, Cameryn	44

## Fielding double plays

1. 32 WILMERT, Lauren	5
2. 3 HATHOOT, Rachael	4
10 O'GRADY, Cameryn	4
77 TUCK, Reyan	4
5. 22 OWEN, Izabella	3

## Steal attempts against

1. 5 BRODERICK, Sydney	28
2. 34 GUINDON, Emma	18
3. 99 SPENCER, Kiana	9
4. 32 WILMERT, Lauren	8
5. 25 SANCHEZ, Brianna	4

# 2021 NEW MEXICO LEADERS

## Earned run avg

1. 34 GUINDON, Emma	6.59
2. 99 SPENCER, Kiana	9.94

## Opposing bat avg

1. 34 GUINDON, Emma	.360
2. 99 SPENCER, Kiana	.371

## Won-loss pct

1. 99 SPENCER, Kiana	.200
2. 34 GUINDON, Emma	.071

## Wins

1. 99 SPENCER, Kiana	1
34 GUINDON, Emma	1

## Losses

1. 34 GUINDON, Emma	13
2. 99 SPENCER, Kiana	4
3. 41 HANNAPPEL, Talia	3
4. 66 ROBERTS, Ashlyn	2
5. 25 SANCHEZ, Brianna	1

## Saves

## Innings pitched

1. 34 GUINDON, Emma	73.1
2. 99 SPENCER, Kiana	31.0

## Batters struck out

1. 34 GUINDON, Emma	22
2. 99 SPENCER, Kiana	13
3. 66 ROBERTS, Ashlyn	10
4. 41 HANNAPPEL, Talia	4

## Appearances

1. 34 GUINDON, Emma	16
2. 66 ROBERTS, Ashlyn	14
3. 99 SPENCER, Kiana	12
4. 41 HANNAPPEL, Talia	8
5. 25 SANCHEZ, Brianna	3

## Games started

1. 34 GUINDON, Emma	15
2. 41 HANNAPPEL, Talia	4
3. 99 SPENCER, Kiana	3
4. 66 ROBERTS, Ashlyn	2
5. 25 SANCHEZ, Brianna	1

## Games finished

1. 99 SPENCER, Kiana	8
2. 66 ROBERTS, Ashlyn	7
3. 41 HANNAPPEL, Talia	3
4. 25 SANCHEZ, Brianna	1

## Games in relief

1. 66 ROBERTS, Ashlyn	12
2. 99 SPENCER, Kiana	9
3. 41 HANNAPPEL, Talia	4
4. 25 SANCHEZ, Brianna	2
5. 34 GUINDON, Emma	1

## Wild pitches

1. 34 GUINDON, Emma	4
2. 99 SPENCER, Kiana	2
3. 66 ROBERTS, Ashlyn	1

## Balks

## Hit batters

1. 34 GUINDON, Emma	10
2. 99 SPENCER, Kiana	7
3. 41 HANNAPPEL, Talia	2
4. 66 ROBERTS, Ashlyn	1
25 SANCHEZ, Brianna	1

## Intentional BB allowed

## Runners picked off

## Batters SO out looking

1. 34 GUINDON, Emma	10
2. 99 SPENCER, Kiana	5
66 ROBERTS, Ashlyn	5

## Sac bunts allowed

1. 34 GUINDON, Emma	8
2. 99 SPENCER, Kiana	2

## Sac flies allowed

1. 34 GUINDON, Emma	6
2. 41 HANNAPPEL, Talia	3
99 SPENCER, Kiana	3
4. 66 ROBERTS, Ashlyn	1
25 SANCHEZ, Brianna	1

## Hits allowed

1. 99 SPENCER, Kiana	53
2. 34 GUINDON, Emma	119

## Runs allowed

1. 99 SPENCER, Kiana	50
2. 34 GUINDON, Emma	82

## Earned runs allowed

1. 99 SPENCER, Kiana	44
2. 34 GUINDON, Emma	69

## Walks allowed

1. 99 SPENCER, Kiana	33
34 GUINDON, Emma	33

## Doubles allowed

1. 99 SPENCER, Kiana	8
2. 34 GUINDON, Emma	17

## Triples allowed

1. 34 GUINDON, Emma	0
2. 99 SPENCER, Kiana	1

## Home runs allowed

1. 99 SPENCER, Kiana	3
2. 34 GUINDON, Emma	14





## 00 ANDREA HOWARD

OF • 5-6 • SR.

ALBUQUERQUE, N.M. • LA CUEVA HS

### SINGLE-GAME HIGHS

Hits: 3, 3x, Last vs. UNC, 2-28-20  
 Doubles: 1, 25x, Last vs. Colorado St., 3-28-21  
 Triples: 1, 4x, Last at Texas, 3-20-21  
 Home runs: 2, Grand Canyon, 2-8-20  
 Total bases: 8, Grand Canyon, 2-8-20  
 RBI: 5, Northern Colorado, 2-14-20  
 Runs scored: 3, 3x, Last vs UTEP, 2-8-19  
 Walks: 4, UTEP, 2-8-19  
 Hit by pitch: 1, 4x, Last at Texas, 3-20-21

Struck out: 3, 4x, Last at NMSU, 4-2-19  
 Sac flies: 1, 6x, Last vs. Southern Utah, 2-20-21  
 Sac bunts: 1, 3x, Last at Hawai'i, 2-23-19  
 At bats: 5, 2x, Last at Utah State, 4-6-19  
 Stolen bases: 1, 6x, Last vs. UNC, 2-28-20  
 Putouts: 13, at UTEP, 4-16-18  
 Assists: 1, 13x, Last at Arizona, 2-19-21  
 Named All-Mountain West Second Team in 2018  
 2019 Google Cloud Academic All-America®  
 Second Team

### CAREER STATS (AT UNM)

Year	avg	gp-gs	ab	r	h	2b	3b	hr	rbi	tb	slg%	bb	hbp	so	gdp	ob%	sf	sh	sb-att	po	a	e	fld%
2018	.313	51-50	131	20	41	6	1	7	18	70	.534	23	1	39	1	.414	2	2	3-4	296	5	4	.987
2019	.192	46-46	125	25	24	9	2	3	15	46	.368	24	1	44	1	.327	0	1	1-1	97	4	4	.962
2020	.306	26-26	72	16	22	4	0	7	24	47	.653	12	1	11	0	.398	3	0	2-2	50	3	1	.981
2021	.328	25-25	67	8	22	6	1	5	18	45	.672	11	1	11	0	.425	1	0	0-0	46	1	1	.979
TOTAL	.276	148-147	395	69	109	25	4	22	75	208	.527	70	4	105	2	.385	6	3	6-7	489	13	10	.980

### 2021 GAME-BY-GAME

Date	Opponent	Pos	AB	R	H	RBI	2B	3B	HR	BB	SB	CS	HBP	SAC	SF	GDP	K	PO	A	E	Avg
Feb 19	vs Seattle U	*of	1	0	0	0	0	0	0	2	0	0	0	0	0	0	0	4	0	0	.000
Feb 19	at Arizona	*of	2	1	2	1	0	0	1	1	0	0	0	0	0	0	0	3	1	0	.667
Feb 20	vs Southern Utah	*of	3	2	1	2	0	0	1	0	0	0	0	0	1	0	0	1	0	0	.500
Feb 20	at Arizona	*of	2	0	0	0	0	0	0	0	0	0	0	0	0	0	0	1	0	0	.375
Feb 21	vs Seattle U	*of	3	1	2	3	1	0	1	1	0	0	0	0	0	0	0	3	0	0	.455
Feb 21	vs Southern Utah	*of	3	0	1	1	0	0	0	0	0	0	0	0	0	0	1	1	0	0	.429
Feb 26	vs Oklahoma	*of	2	0	0	0	0	0	0	1	0	0	0	0	0	0	1	2	0	0	.375
Feb 26	at Arizona State	*of	1	0	0	0	0	0	0	1	0	0	0	0	0	0	0	1	0	0	.353
Feb 27	vs Oklahoma	*of	2	0	2	2	0	0	0	1	0	0	0	0	0	0	0	1	0	0	.421
Feb 27	at Grand Canyon	*of	3	0	0	0	0	0	0	0	0	0	0	0	0	0	1	0	0	0	.364
Feb 28	at Arizona State	*of	3	0	1	0	0	0	0	0	0	0	0	0	0	0	1	0	0	0	.360
Mar 05	at Tulsa	*of	2	0	0	0	0	0	0	1	0	0	0	0	0	0	0	1	1	0	.333
Mar 05	at Tulsa-2	*of	4	1	2	0	1	0	0	0	0	0	0	0	0	0	1	2	0	0	.355
Mar 06	at Oklahoma State	*of	3	0	1	0	0	0	0	0	0	0	0	0	0	0	0	3	0	0	.353
Mar 06	at Oklahoma State	*of	3	0	1	0	1	0	0	0	0	0	0	0	0	0	1	2	0	0	.351
Mar 07	vs Omaha	*of	3	0	1	2	1	0	0	0	0	0	0	0	0	0	1	1	0	0	.350
Mar 12	at Texas Tech	*of	4	1	1	2	0	0	1	0	0	0	0	0	0	0	1	1	0	1	.341
Mar 12	at Texas Tech	*of	3	0	0	0	0	0	0	0	0	0	0	0	0	0	2	4	0	0	.319
Mar 13	at Texas Tech	*of	3	0	0	0	0	0	0	0	0	0	0	0	0	0	4	0	0	0	.300
Mar 19	at Texas	*of	3	0	2	1	0	0	0	1	0	0	0	0	0	0	2	0	0	0	.321
Mar 20	at Texas-1	*of	1	0	0	0	0	0	0	0	0	0	1	0	0	0	0	1	0	0	.315
Mar 20	at Texas-2	*of	3	0	1	0	0	1	0	0	0	0	0	0	0	0	0	2	0	0	.316
Mar 27	COLORADO STATE-1	*of	3	0	1	0	1	0	0	1	0	0	0	0	0	0	0	3	0	0	.317
Mar 27	COLORADO STATE-2	*of	4	1	2	1	1	0	0	0	0	0	0	0	0	0	0	2	0	0	.328
Mar 28	COLORADO STATE	*of	3	1	1	3	0	0	1	1	0	0	0	0	0	0	0	1	0	0	.328
Totals			25gs	67	8	22	18	6	1	5	11	0	0	1	0	1	11	46	1	1	.328

On base pct. .425 • Slugging pct. .672



# THE 2021 LOBOS



## 1 BRIANA MARTINEZ

UT • 5-3 • SO.

ALBUQUERQUE, N.M. • RIO RANCHO HS

### SINGLE-GAME HIGHS

Hits: 3, 2x, Last vs. Northern Colo., 2-14-20  
 Doubles: 2, Northern Colorado, 3-1-20  
 Triples:  
 Home runs: 1, 3x, Last vs. Colorado St., 3-28-21  
 Total bases: 6, Grand Canyon, 2-9-20  
 RBI: 2, 6x, Last vs. Colorado St., 3-28-21  
 Runs scored: 3, Northern Colorado, 2-14-20  
 Walks: 3, Southern Utah, 2-20-21  
 Hit by pitch: 1, 3x, Last at Texas, 3-19-21

Struck out: 3, Seattle, 2-21-21  
 Sac flies:  
 Sac bunts: 1, 2x, Last at Texas, 3-20-21  
 At bats: 4, 4x, Last vs. Seattle, 2-21-21  
 Stolen bases: 1, 8x, Last vs. Colorado St., 3-27-21  
 Caught stealing:  
 Putouts: 6, Oklahoma State, 3-6-21  
 Assists: 2, Oklahoma State, 3-6-21

### CAREER STATS (AT UNM)

Year	avg	gp-gs	ab	r	h	2b	3b	hr	rbi	tb	slg%	bb	hbp	so	gdp	ob%	sf	sh	sb-att	po	a	e	fld%
2020	.286	26-26	70	13	20	5	0	2	14	31	.443	20	1	15	0	.451	0	0	5-5	31	1	2	.941
2021	.158	25-25	57	5	9	2	0	1	5	14	.246	8	3	23	1	.294	0	2	3-3	38	5	3	.935
TOTAL	.228	51-51	127	18	29	7	0	3	19	45	.354	28	4	38	1	.384	0	2	8-8	69	6	5	.938

### 2021 GAME-BY-GAME

Date	Opponent	Pos	AB	R	H	RBI	2B	3B	HR	BB	SB	CS	HBP	SAC	SF	GDP	K	PO	A	E	Avg
Feb 19	vs Seattle U	*of	3	0	1	0	0	0	0	0	1	0	0	0	0	0	1	4	1	0	.333
Feb 19	at Arizona	*of	3	0	0	0	0	0	0	0	0	0	0	0	0	0	1	1	0	0	.167
Feb 20	vs Southern Utah	*of	1	2	1	1	1	0	0	3	0	0	0	0	0	0	0	0	0	0	.286
Feb 20	at Arizona	*of	2	0	0	0	0	0	0	0	0	0	0	0	0	0	0	0	0	0	.222
Feb 21	vs Seattle U	*of	4	0	0	0	0	0	0	0	0	0	0	0	0	0	3	0	0	0	.154
Feb 21	vs Southern Utah	*of	3	0	1	0	0	0	0	0	0	0	0	0	0	0	2	2	0	0	.188
Feb 26	vs Oklahoma	*of	1	0	0	0	0	0	0	0	0	0	1	0	0	0	1	2	0	0	.176
Feb 26	at Arizona State	*of	2	0	0	0	0	0	0	0	0	0	0	0	0	0	1	1	0	0	.158
Feb 27	vs Oklahoma	*of	1	0	0	0	0	0	0	0	0	0	0	0	0	0	1	0	0	0	.150
Feb 27	at Grand Canyon	*of	3	0	0	0	0	0	0	0	0	0	0	0	0	0	0	1	0	0	.130
Feb 28	at Arizona State	*of	2	0	0	0	0	0	0	1	0	0	0	0	0	0	1	3	0	1	.120
Mar 05	at Tulsa	*of	2	0	1	0	0	0	0	0	0	0	0	1	0	0	1	2	0	0	.148
Mar 05	at Tulsa-2	*3b	2	0	1	1	0	0	0	1	0	0	0	0	0	0	1	0	0	0	.172
Mar 06	at Oklahoma State	*3b	3	0	1	0	0	0	0	0	0	0	0	0	0	0	2	1	1	0	.188
Mar 06	at Oklahoma State	*3b	3	0	0	0	0	0	0	0	0	0	0	0	0	0	2	6	2	0	.171
Mar 07	vs Omaha	*3b	1	0	0	0	0	0	0	0	0	0	0	0	0	0	0	0	0	1	.167
Mar 12	at Texas Tech	*of	3	0	0	0	0	0	0	0	0	0	0	0	0	0	1	3	0	0	.154
Mar 12	at Texas Tech	*of	2	0	0	0	0	0	0	1	0	0	0	0	0	0	1	3	0	0	.146
Mar 13	at Texas Tech	*of	2	0	0	0	0	0	0	1	0	0	0	0	0	1	0	2	1	0	.140
Mar 19	at Texas	*of	2	0	1	0	0	0	0	0	0	0	1	0	0	0	1	2	0	0	.156
Mar 20	at Texas-1	*of	2	0	0	0	0	0	0	0	0	0	0	0	0	0	1	1	0	1	.149
Mar 20	at Texas-2	*of	2	0	0	0	0	0	0	0	0	0	0	1	0	0	0	1	0	0	.143
Mar 27	COLORADO STATE-1	*of	3	1	1	1	1	0	0	0	1	0	0	0	0	0	0	0	0	0	.154
Mar 27	COLORADO STATE-2	*of	3	1	0	0	0	0	0	0	1	0	0	0	0	0	1	2	0	0	.145
Mar 28	COLORADO STATE	*of	2	1	1	2	0	0	1	1	0	0	1	0	0	0	1	1	0	0	.158
Totals		25gs	57	5	9	5	2	0	1	8	3	0	3	2	0	1	23	38	5	3	.158

On base pct. .294 • Slugging pct. .246



## THE 2021 LOBOS



**2 SAVANA MARTINEZ** *C • 5-3 • FR.*  
*ALBUQUERQUE, N.M. • RIO RANCHO HS*

### ***SINGLE-GAME HIGHS***

Hits:  
Doubles:  
Triples:  
Home runs:  
Total bases:  
RBI:  
Runs scored:  
Walks:  
Hit by pitch:

Struck out:  
Sac flies:  
Sac bunts:  
At bats:  
Stolen bases:  
Caught stealing:  
Putouts:  
Assists:

### ***CAREER STATS (AT UNM)***

### ***2021 GAME-BY-GAME***



## 3 RACHAEL HATHOOT

INF • 5-8 • 50.

ALBUQUERQUE, N.M. • LA CUEVA HS

### SINGLE-GAME HIGHS

Hits: 2, 7x, Last at Texas, 3-20-21  
 Doubles: 2, Texas Southern, 3-7-20  
 Triples: 1, 2x, Last vs. South Dakota, 2-29-20  
 Home runs: 1, Stanford, 2-8-20  
 Total bases: 4, 4x, Last vs. Texas Southern, 3-7-20  
 RBI: 2, 4x, Last vs. Liberty, 3-8-20  
 Runs scored: 2, 7x, Last vs. SUU, 2-20-21  
 Walks: 2, Weber State, 2-7-20  
 Hit by pitch: 1, 3x, Last vs. S. Dakota, 2-29-20

Struck out: 2, Southern Utah, 2-21-21  
 Sac flies:  
 Sac bunts: 1, 2x, Last vs. Texas Southern, 3-6-20  
 At bats: 5, 2x, Last at GCU, 2-9-20  
 Stolen bases: 2, Texas, 3-20-21  
 Caught stealing: 1, 2x, Last vs Omaha, 3-7-21  
 Putouts: 7, Colorado State, 3-27-21  
 Assists: 5, UC Riverside, 2-20-20

### CAREER STATS (AT UNM)

Year	avg	gp-gs	ab	r	h	2b	3b	hr	rbi	tb	slg%	bb	hbp	so	gdp	ob%	sf	sh	sb-att	po	a	e	fld%
2020	.250	26-26	84	19	21	6	2	1	12	34	.405	7	3	8	0	.330	0	2	0-1	38	47	6	.934
2021	.160	25-25	75	7	12	3	0	0	3	15	.200	3	0	13	0	.192	0	0	4-5	45	48	7	.930
TOTAL	.208	51-51	159	26	33	9	2	1	15	49	.308	10	3	21	0	.267	0	2	4-6	83	95	13	.932

### 2021 GAME-BY-GAME

Date	Opponent	Pos	AB	R	H	RBI	2B	3B	HR	BB	SB	CS	HBP	SAC	SF	GDP	K	PO	A	E	Avg
Feb 19	vs Seattle U	*2b	3	0	1	0	0	0	0	0	0	0	0	0	0	0	0	0	0	0	.333
Feb 19	at Arizona	*2b	4	0	0	0	0	0	0	0	0	0	0	0	0	0	1	3	3	0	.143
Feb 20	vs Southern Utah	*2b	4	2	1	0	0	0	0	1	0	0	0	0	0	0	1	1	0	0	.182
Feb 20	at Arizona	*2b	2	0	0	0	0	0	0	0	0	0	0	0	0	0	1	2	3	0	.154
Feb 21	vs Seattle U	*2b	4	0	0	0	0	0	0	0	0	0	0	0	0	0	0	3	2	0	.118
Feb 21	vs Southern Utah	*2b	3	0	0	0	0	0	0	0	0	0	0	0	0	0	2	0	0	0	.100
Feb 26	vs Oklahoma	*2b	2	0	0	0	0	0	0	1	0	0	0	0	0	0	0	4	1	0	.091
Feb 26	at Arizona State	*2b	3	0	0	0	0	0	0	0	0	0	0	0	0	0	1	0	1	1	.080
Feb 27	vs Oklahoma	*2b	1	0	0	0	0	0	0	0	0	0	0	0	0	0	1	1	1	0	.077
Feb 27	at Grand Canyon	*2b	2	0	0	0	0	0	0	0	0	0	0	0	0	0	0	3	3	1	.071
Feb 28	at Arizona State	*2b	3	1	2	0	1	0	0	0	0	0	0	0	0	0	0	1	1	0	.129
Mar 05	at Tulsa	*2b	3	0	1	0	1	0	0	0	0	0	0	0	0	0	0	3	3	0	.147
Mar 05	at Tulsa-2	*2b	3	0	0	1	0	0	0	0	0	0	0	0	0	0	1	4	3	0	.135
Mar 06	at Oklahoma State	*2b	3	1	1	0	0	0	0	0	1	0	0	0	0	0	1	1	1	1	.150
Mar 06	at Oklahoma State	*2b	3	1	1	0	0	0	0	0	0	0	0	0	0	0	0	1	1	0	.163
Mar 07	vs Omaha	*2b	3	0	0	0	0	0	0	0	0	1	0	0	0	0	0	1	3	0	.152
Mar 12	at Texas Tech	*2b	3	0	0	0	0	0	0	1	0	0	0	0	0	0	1	1	2	1	.143
Mar 12	at Texas Tech	*3b	3	0	1	0	0	0	0	0	0	0	0	0	0	0	1	0	0	1	.154
Mar 13	at Texas Tech	*2b	3	0	0	0	0	0	0	0	0	0	0	0	0	0	0	0	1	0	.145
Mar 19	at Texas	*2b	4	0	0	1	0	0	0	0	1	0	0	0	0	0	0	1	2	0	.136
Mar 20	at Texas-1	*2b	2	0	0	0	0	0	0	0	0	0	0	0	0	0	1	1	3	2	.131
Mar 20	at Texas-2	*2b	3	1	2	0	0	0	0	0	2	0	0	0	0	0	0	3	4	0	.156
Mar 27	COLORADO STATE-1	*2b	3	0	0	0	0	0	0	0	0	0	0	0	0	0	1	7	3	0	.149
Mar 27	COLORADO STATE-2	*2b	4	0	1	1	1	0	0	0	0	0	0	0	0	0	0	1	3	0	.155
Mar 28	COLORADO STATE	*2b	4	1	1	0	0	0	0	0	0	0	0	0	0	0	0	3	4	0	.160
Totals		25gs	75	7	12	3	3	0	0	3	4	1	0	0	0	0	13	45	48	7	.160

On base pct. .192 • Slugging pct. .200





# THE 2021 LOBOS



## 4 TARYN YOUNG

OF • 5-8 • SR.

ANAHEIM, CALIF. • ARIZONA

### SINGLE-GAME HIGHS

Hits: 2, 3x, Last vs. South Dakota, 3-1-20  
 Doubles: 1, Texas, 3-20-21  
 Triples:  
 Home runs: 2, California, 2-23-20  
 Total bases: 8, California, 2-23-20  
 RBI: 3, California, 2-23-20  
 Runs scored: 3, San Diego, 2-22-20  
 Walks: 2, 3x, Last vs. Colorado St., 3-28-21  
 Hit by pitch: 1, 3x, Last vs. ASU, 2-26-21

Struck out: 3, 2x, Last at Tulsa, 3-5-21

Sac flies:

Sac bunts: 1, Texas Tech, 3-12-21

At bats: 3, 16x, Last vs. Colorado St., 3-27-21

Stolen bases:

Caught stealing: 1, 2x, Last at Texas Tech, 3-12-21

Putouts: 4, Stanford, 2-8-20

Assists: 1, Seattle, 2-21-21

### CAREER STATS (AT ARIZONA)

Year	avg	gp-gs	ab	r	h	2b	3b	hr	rbi	tb	slg%	bb	hbp	so	gdp	ob%	sf	sh	sb-att	po	a	e	fld%
2018	.000	4-0	0	3	0	0	0	0	0	0	.000	1	0	0	0	1.000	0	0	0-0	0	0	0	.000
2019	.000	5-0	1	0	0	0	0	0	0	0	.000	0	0	1	0	.000	0	0	0-0	3	0	0	1.000
TOTAL	.000	9-0	1	3	0	0	0	0	0	0	.000	1	0	1	0	.500	0	0	0-0	3	0	0	1.000


### CAREER STATS (AT UNM)

Year	avg	gp-gs	ab	r	h	2b	3b	hr	rbi	tb	slg%	bb	hbp	so	gdp	ob%	sf	sh	sb-att	po	a	e	fld%
2020	.259	24-24	54	17	14	0	0	4	9	26	.481	13	1	18	0	.412	0	0	0-1	34	0	0	1.000
2021	.140	21-21	43	3	6	1	0	0	2	7	.163	5	2	21	0	.260	0	1	0-1	34	1	3	.921
TOTAL	.206	45-45	97	20	20	1	0	4	11	33	.340	18	3	39	0	.347	0	1	0-2	68	1	3	.958

### 2021 GAME-BY-GAME

Date	Opponent	Pos	AB	R	H	RBI	2B	3B	HR	BB	SB	CS	HBP	SAC	SF	GDP	K	PO	A	E	Avg
Feb 19	vs Seattle U	*of	3	0	0	0	0	0	0	0	0	0	0	0	0	0	1	0	0	0	.000
Feb 19	at Arizona	*of	3	0	0	0	0	0	0	0	0	0	0	0	0	0	3	0	0	0	.000
Feb 20	vs Southern Utah	*of	2	0	1	1	0	0	0	0	0	0	1	0	0	0	0	1	0	0	.125
Feb 20	at Arizona	*of	1	0	0	0	0	0	0	0	0	0	0	0	0	0	1	2	0	1	.111
Feb 21	vs Seattle U	*of	3	0	1	0	0	0	0	0	0	0	0	0	0	0	1	3	1	1	.167
Feb 26	vs Oklahoma	*of	2	0	0	0	0	0	0	0	0	0	0	0	0	0	1	2	0	0	.143
Feb 26	at Arizona State	*of	1	0	0	0	0	0	0	0	0	0	1	0	0	0	1	3	0	0	.133
Feb 27	vs Oklahoma	*of	0	0	0	0	0	0	0	1	0	0	0	0	0	0	0	3	0	0	.133
Feb 27	at Grand Canyon	*of	2	0	0	0	0	0	0	0	0	0	0	0	0	0	0	0	0	0	.118
Feb 28	at Arizona State	*of	2	0	0	0	0	0	0	0	0	0	0	0	0	0	1	2	0	0	.105
Mar 05	at Tulsa	*of	3	0	0	0	0	0	0	0	0	0	0	0	0	0	3	2	0	1	.091
Mar 05	at Tulsa-2	*of/pr	2	0	0	0	0	0	0	0	0	0	0	0	0	0	2	0	0	0	.083
Mar 12	at Texas Tech	*of	2	0	0	0	0	0	0	0	0	0	0	1	0	0	1	3	0	0	.077
Mar 12	at Texas Tech	*of	1	0	0	0	0	0	0	1	0	1	0	0	0	0	0	2	0	0	.074
Mar 13	at Texas Tech	*of	3	0	0	0	0	0	0	0	0	0	0	0	0	0	2	0	0	0	.067
Mar 19	at Texas	*of	3	1	1	0	1	0	0	0	0	0	0	0	0	0	1	3	0	0	.091
Mar 20	at Texas-1	*of	1	0	0	0	0	0	0	0	0	0	0	0	0	0	0	2	0	0	.088
Mar 20	at Texas-2	*of	2	0	0	0	0	0	0	0	0	0	0	0	0	0	1	1	0	0	.083
Mar 27	COLORADO STATE-1	*of	2	0	1	0	0	0	0	1	0	0	0	0	0	0	0	0	0	0	.105
Mar 27	COLORADO STATE-2	*of	3	1	1	1	0	0	0	0	0	0	0	0	0	0	2	2	0	0	.122
Mar 28	COLORADO STATE	*of	2	1	1	0	0	0	0	2	0	0	0	0	0	0	0	3	0	0	.140
Totals			21gs	43	3	6	2	1	0	5	0	1	2	1	0	0	21	34	1	3	.140

On base pct. .260 • Slugging pct. .163



## 5 SYDNEY BRODERICK

C • 5-4 • SR.

MESA, ARIZ. • DESERT RIDGE HS

### SINGLE-GAME HIGHS

Hits: 3, St. Mary's, 3-10-18  
 Doubles: 1, 4x, Last at Utah State, 4-6-19  
 Home Runs: 1, 3x, Last at GCU, 2-8-20  
 Total bases: 4, 4x, Last at GCU, 2-8-20  
 RBI: 2, 2x, Last at NMSU, 4-2-19  
 Runs scored: 1, 14x, Last vs. La Salle, 2-29-20  
 Walks: 2, 3x, Last at GCU, 2-9-20  
 Hit by pitch: 1, 2x, Last at ASU, 2-26-21  
 Struck out: 3, at Colorado State, 4-8-18

Sac flies: 1, 2x, Last vs. San Diego, 2-22-20  
 Sac bunts: 1, 3x, Last vs Boise State, 4-20-19  
 At bats: 4, 5x, Last vs. N. Colorado, 2-28-20  
 Stolen bases: 1, at Utah State, 4-5-19  
 Putouts: 10, at Colorado State, 4-7-18  
 Assists: 3, 2x, Last vs. Nevada, 3-30-19  
 Runners CS: 2, Utah State, 4-21-18

### CAREER STATS (AT UNM)

Year	avg	gp-gs	ab	r	h	2b	3b	hr	rbi	tb	slg%	bb	hbp	so	gdp	ob%	sf	sh	sb-att	po	a	e	fld%
2018	.230	42-36	87	6	20	2	0	0	5	22	.253	6	1	12	2	.284	1	2	0-0	118	12	6	.956
2019	.095	33-30	63	5	6	2	0	1	3	11	.175	10	0	19	1	.219	0	1	1-1	101	19	6	.952
2020	.138	12-10	29	3	4	0	0	2	3	10	.345	4	0	6	0	.235	1	0	0-0	31	3	2	.944
2021	.091	20-19	44	0	4	0	0	0	0	4	.091	4	1	12	0	.184	0	0	0-0	43	10	1	.981
TOTAL	.152	107-95	223	14	34	4	0	3	11	47	.211	24	2	49	3	.239	2	3	1-1	293	44	15	.957

### 2021 GAME-BY-GAME

Date	Opponent	Pos	AB	R	H	RBI	2B	3B	HR	BB	SB	CS	HBP	SAC	SF	GDP	K	PO	A	E	Avg
Feb 19	vs Seattle U	*c	2	0	1	0	0	0	0	1	0	0	0	0	0	0	0	3	0	0	.500
Feb 19	at Arizona	*c	2	0	0	0	0	0	0	1	0	0	0	0	0	0	0	4	0	0	.250
Feb 20	at Arizona	*c	1	0	0	0	0	0	0	0	0	0	0	0	0	0	0	3	0	0	.200
Feb 21	vs Seattle U	*c	3	0	0	0	0	0	0	0	0	0	0	0	0	0	1	3	1	0	.125
Feb 26	vs Oklahoma	*c	2	0	0	0	0	0	0	0	0	0	0	0	0	0	1	1	0	0	.100
Feb 26	at Arizona State	*c	1	0	0	0	0	0	0	0	0	0	1	0	0	0	0	2	0	0	.091
Feb 27	at Grand Canyon	*c	1	0	0	0	0	0	0	1	0	0	0	0	0	0	0	3	2	1	.083
Feb 28	at Arizona State	*c	2	0	0	0	0	0	0	1	0	0	0	0	0	0	1	1	0	0	.071
Mar 05	at Tulsa	*c	3	0	0	0	0	0	0	0	0	0	0	0	0	0	1	4	1	0	.059
Mar 05	at Tulsa-2	*c	2	0	1	0	0	0	0	0	0	0	0	0	0	0	1	3	1	0	.105
Mar 06	at Oklahoma State	*c	3	0	0	0	0	0	0	0	0	0	0	0	0	0	2	0	1	0	.091
Mar 06	at Oklahoma State	*c	3	0	0	0	0	0	0	0	0	0	0	0	0	0	0	2	1	0	.080
Mar 07	vs Omaha	*c	3	0	1	0	0	0	0	0	0	0	0	0	0	0	1	5	0	0	.107
Mar 12	at Texas Tech	c	1	0	0	0	0	0	0	0	0	0	0	0	0	0	1	3	1	0	.103
Mar 13	at Texas Tech	*c	3	0	0	0	0	0	0	0	0	0	0	0	0	0	0	5	0	0	.094
Mar 19	at Texas	*c	3	0	0	0	0	0	0	0	0	0	0	0	0	0	1	0	1	0	.086
Mar 20	at Texas-1	*c	2	0	0	0	0	0	0	0	0	0	0	0	0	0	1	0	0	0	.081
Mar 20	at Texas-2	*c	3	0	1	0	0	0	0	0	0	0	0	0	0	0	1	0	1	0	.100
Mar 27	COLORADO STATE-1	*c	2	0	0	0	0	0	0	0	0	0	0	0	0	0	0	0	0	0	.095
Mar 28	COLORADO STATE	*c	2	0	0	0	0	0	0	0	0	0	0	0	0	0	0	1	0	0	.091
Totals		19gs	44	0	4	0	0	0	0	4	0	0	1	0	0	0	12	43	10	1	.091

On base pct. .184 • Slugging pct. .091



# THE 2021 LOBOS



## 6 ALEXIS VIGIL

INF • 5-0 • JR.

LOS LUNAS, N.M. • COLLEGE OF SOUTHERN NEVADA

### SINGLE-GAME HIGHS

Hits:  
Doubles:  
Triples:  
Home runs:  
Total bases:  
RBI:  
Runs scored:  
Walks:  
Hit by pitch:

Struck out: 2, 2x, Last vs Omaha, 3-7-21  
Sac flies:  
Sac bunts:  
At bats: 3, Omaha, 3-7-21  
Stolen bases:  
Caught stealing:  
Putouts: 2, Texas Tech, 3-12-21  
Assists: 3, Oklahoma, 2-27-21

### CAREER STATS (AT UNM)

Year	avg	gp-gs	ab	r	h	2b	3b	hr	rbi	tb	slg%	bb	hbp	so	gdp	ob%	sf	sh	sb-att	po	a	e	fld%
2021	.000	6-3	10	0	0	0	0	0	0	0	.000	1	0	7	0	.091	0	0	0-0	2	5	1	.875
TOTAL	.000	6-3	10	0	0	0	0	0	0	0	.000	1	0	7	0	.091	0	0	0-0	2	5	1	.875

### 2021 GAME-BY-GAME

Date	Opponent	Pos	AB	R	H	RBI	2B	3B	HR	BB	SB	CS	HBP	SAC	SF	GDP	K	PO	A	E	Avg
Feb 20	vs Southern Utah	ph	1	0	0	0	0	0	0	0	0	0	0	0	0	0	0	0	0	0	.000
Feb 21	vs Southern Utah	*dh	2	0	0	0	0	0	0	0	0	0	0	0	0	0	1	0	0	0	.000
Feb 27	vs Oklahoma	ph/2b	2	0	0	0	0	0	0	0	0	0	0	0	0	0	2	0	3	0	.000
Mar 07	vs Omaha	*dh	3	0	0	0	0	0	0	0	0	0	0	0	0	0	2	0	0	0	.000
Mar 12	at Texas Tech	*2b	1	0	0	0	0	0	0	1	0	0	0	0	0	0	1	2	2	1	.000
Mar 28	COLORADO STATE	ph	1	0	0	0	0	0	0	0	0	0	0	0	0	0	1	0	0	0	.000
Totals		3gs	10	0	0	0	0	0	0	1	0	0	0	0	0	0	7	2	5	1	.000

On base pct. .091 • Slugging pct. .000





## 10 CAMERYN O'GRADY

55 • 5-6 • SR.

ORANGE, CALIF. • EL MODENA HS

### SINGLE-GAME HIGHS

Hits: 4, at Texas Tech, 3-2-18  
 Doubles: 2, 4x, Last vs. Liberty, 3-8-20  
 Triples: 1, 6x, Last vs. Oklahoma, 2-27-21  
 Home runs: 1, 15x, Last vs. Colorado St., 3-27-21  
 Total bases: 8, Creighton, 2-9-19  
 RBI: 4, 3x, Last vs. La Salle, 2-29-20  
 Runs scored: 4, 2x, Last vs. LaSalle, 2-29-20  
 Walks: 3, 3x, Last vs UTEP, 2-8-19  
 Hit by pitch: 2, 3x, Last at Texas Tech, 3-13-21

Struck out: 3, 8x, Last vs. Colorado St., 3-27-21  
 Sac flies: 1, 2x, Last vs Oklahoma, 2-27-21  
 Sac bunts: 1, 3x, Last Utah State, 4-22-18  
 At bats: 5, 2x, Last at Nevada, 3-24-18  
 Stolen bases: 2, vs George Washington, 2-23-18  
 Putouts: 5, 5x, Last vs. UNC, 2-15-20  
 Assists: 8, at San Jose State, 4-27-18

### CAREER STATS (AT UNM)

Year	avg	gp-gs	ab	r	h	2b	3b	hr	rbi	tb	slg%	bb	hbp	so	gdp	ob%	sf	sh	sb-att	po	a	e	fld%
2017	.109	26-19	46	1	5	0	0	0	3	5	.109	3	0	12	0	.163	0	0	0-0	38	39	10	.885
2018	.301	53-52	143	31	43	12	4	4	26	75	.524	32	5	50	0	.444	0	3	4-4	101	118	18	.924
2019	.348	53-53	141	32	49	16	1	6	26	85	.603	31	3	28	0	.474	0	0	0-0	60	84	17	.894
2020	.355	26-26	76	22	27	15	0	2	20	48	.632	16	4	10	0	.485	1	0	0-0	39	45	4	.955
2021	.273	25-25	66	16	18	5	1	3	9	34	.515	5	10	24	0	.402	1	0	2-2	44	48	11	.893
TOTAL	.301	183-175	472	102	142	48	6	15	84	247	.523	87	22	124	0	.431	2	3	6-6	282	334	60	.911

### 2021 GAME-BY-GAME

Date	Opponent	Pos	AB	R	H	RBI	2B	3B	HR	BB	SB	CS	HBP	SAC	SF	GDP	K	PO	A	E	Avg
Feb 19	vs Seattle U	*ss	3	0	1	0	0	0	0	0	0	0	0	0	0	0	1	2	1	0	.333
Feb 19	at Arizona	*ss	3	0	1	1	0	0	0	0	0	0	0	0	0	0	1	2	2	0	.333
Feb 20	vs Southern Utah	*ss	3	1	1	0	0	0	0	0	1	0	1	0	0	0	0	1	1	0	.333
Feb 20	at Arizona	*ss	2	0	0	0	0	0	0	0	0	0	0	0	0	0	2	1	3	0	.273
Feb 21	vs Seattle U	*ss	2	2	1	0	0	0	0	0	0	0	2	0	0	0	0	2	1	2	.308
Feb 21	vs Southern Utah	*ss	2	1	1	0	1	0	0	0	0	0	1	0	0	0	1	2	0	0	.333
Feb 26	vs Oklahoma	*ss	3	0	0	0	0	0	0	0	0	0	0	0	0	0	2	2	2	1	.278
Feb 26	at Arizona State	*ss	3	1	0	0	0	0	0	0	0	0	0	0	0	0	1	1	3	0	.238
Feb 27	vs Oklahoma	*ss	2	2	2	2	0	1	1	0	0	0	0	0	1	0	0	2	0	0	.304
Feb 27	at Grand Canyon	*ss	2	0	1	0	1	0	0	0	0	0	1	0	0	0	0	2	4	1	.320
Feb 28	at Arizona State	*ss	3	1	2	3	0	0	1	0	0	0	0	0	0	0	1	1	3	0	.357
Mar 05	at Tulsa	*ss	3	0	0	0	0	0	0	0	0	0	0	0	0	0	3	3	1	0	.323
Mar 05	at Tulsa-2	*ss	4	1	1	0	1	0	0	0	0	0	0	0	0	0	2	1	0	2	.314
Mar 06	at Oklahoma State	*ss	3	0	1	0	0	0	0	0	0	0	0	0	0	0	1	3	1	2	.316
Mar 06	at Oklahoma State	*ss	3	0	0	0	0	0	0	0	0	0	0	0	0	0	0	2	3	1	.293
Mar 07	vs Omaha	*ss	4	1	2	0	0	0	0	0	0	0	0	0	0	0	0	2	1	0	.311
Mar 12	at Texas Tech	*ss	2	1	0	0	0	0	0	1	0	0	1	0	0	0	1	1	1	1	.298
Mar 12	at Texas Tech	*ss	1	0	0	0	0	0	0	0	0	0	2	0	0	0	1	1	2	0	.292
Mar 13	at Texas Tech	*ss	1	0	0	0	0	0	0	0	0	0	2	0	0	0	1	2	2	0	.286
Mar 19	at Texas	*ss	3	1	0	0	0	0	0	1	1	0	0	0	0	0	0	1	4	0	.269
Mar 20	at Texas-1	*ss	2	0	0	0	0	0	0	0	0	0	0	0	0	0	0	0	3	0	.259
Mar 20	at Texas-2	*ss	3	0	1	0	0	0	0	0	0	0	0	0	0	0	2	4	2	0	.263
Mar 27	COLORADO STATE-1	*ss	4	0	0	0	0	0	0	0	0	0	0	0	0	0	3	3	5	0	.246
Mar 27	COLORADO STATE-2	*ss	3	3	2	3	1	0	1	1	0	0	0	0	0	0	1	1	0	0	.266
Mar 28	COLORADO STATE	*ss	2	1	1	0	1	0	0	2	0	0	0	0	0	0	0	2	3	1	.273
Totals		25gs	66	16	18	9	5	1	3	5	2	0	10	0	1	0	24	44	48	11	.273

On base pct. .402 • Slugging pct. .515





# 12 SAVANNAH BRAUN

**INF • 5-10 • FR.**  
**TUALATIN, ORE. • TUALATIN HS**

## SINGLE-GAME HIGHS

Hits:  
Doubles:  
Triples:  
Home runs:  
Total bases:  
RBI:  
Runs scored:  
Walks: 1, Oklahoma, 2-27-21  
Hit by pitch:

Struck out:  
Sac flies:  
Sac bunts:  
At bats:  
Stolen bases:  
Caught stealing:  
Field chances:  
Putouts:  
Assists:

## CAREER STATS (AT UNM)

Year	avg	gp-gs	ab	r	h	2b	3b	hr	rbi	tb	slg%	bb	hbp	so	gdp	ob%	sf	sh	sb-att	po	a	e	fld%
2021	.000	1-0	0	0	0	0	0	0	0	0	.000	1	0	0	0	1.000	0	0	0-0	0	0	0	.000
TOTAL	.000	1-0	0	0	0	0	0	0	0	0	.000	1	0	0	0	1.000	0	0	0-0	0	0	0	.000

## 2021 GAME-BY-GAME

Date	Opponent	Pos	AB	R	H	RBI	2B	3B	HR	BB	SB	CS	HBP	SAC	SF	GDP	K	PO	A	E	Avg
Feb 27	vs Oklahoma	ph	0	0	0	0	0	0	0	1	0	0	0	0	0	0	0	0	0	0	.000
Totals		Ogs	0	0	0	0	0	0	0	1	0	0	0	0	0	0	0	0	0	0	.000

On base pct. 1.000 • Slugging pct. .000

# THE 2021 LOBOS



## 15 SAMANTHA SIMONS

OF • 5-4 • FR.  
ORANGE, CALIF. • VILLA PARK HS

### SINGLE-GAME HIGHS

Hits: 1, 4x, Last vs Omaha, 3-7-21  
Doubles:  
Triples: 1, Tulsa, 3-5-21  
Home runs:  
Total bases: 3, Tulsa, 3-5-21  
RBI: 1, Oklahoma State, 3-6-21  
Runs scored: 1, 2x, Last at Texas Tech, 3-12-21  
Walks:  
Hit by pitch:

Struck out: 2, Tulsa, 3-5-21  
Sac flies:  
Sac bunts:  
At bats: 3, 3x, Last vs Omaha, 3-7-21  
Stolen bases: 1, Texas Tech, 3-12-21  
Caught stealing:  
Putouts: 2, Tulsa, 3-5-21  
Assists:

### CAREER STATS (AT UNM)

Year	avg	gp-gs	ab	r	h	2b	3b	hr	rbi	tb	slg%	bb	hbp	so	gdp	ob%	sf	sh	sb-att	po	a	e	fld%
2021	.333	12-4	12	2	4	0	1	0	1	6	.500	0	0	2	0	.333	0	0	1-1	4	0	1	.800
TOTAL	.333	12-4	12	2	4	0	1	0	1	6	.500	0	0	2	0	.333	0	0	1-1	4	0	1	.800

### 2021 GAME-BY-GAME

Date	Opponent	Pos	AB	R	H	RBI	2B	3B	HR	BB	SB	CS	HBP	SAC	SF	GDP	K	PO	A	E	Avg
Feb 19	vs Seattle U	1b	0	0	0	0	0	0	0	0	0	0	0	0	0	0	0	0	0	0	.000
Feb 27	vs Oklahoma	of	1	0	0	0	0	0	0	0	0	0	0	0	0	0	0	1	0	0	.000
Feb 28	at Arizona State	pr	0	0	0	0	0	0	0	0	0	0	0	0	0	0	0	0	0	0	.000
Mar 05	at Tulsa-2	*of	3	0	1	0	0	1	0	0	0	0	0	0	0	0	2	2	0	0	.250
Mar 06	at Oklahoma State	*of	3	0	1	1	0	0	0	0	0	0	0	0	0	0	0	0	1	0	.286
Mar 06	at Oklahoma State	*of	2	0	1	0	0	0	0	0	0	0	0	0	0	0	0	1	0	0	.333
Mar 07	vs Omaha	*of	3	1	1	0	0	0	0	0	0	0	0	0	0	0	0	0	0	0	.333
Mar 12	at Texas Tech	pr	0	1	0	0	0	0	0	0	1	0	0	0	0	0	0	0	0	0	.333
Mar 19	at Texas	pr	0	0	0	0	0	0	0	0	0	0	0	0	0	0	0	0	0	0	.333
Mar 20	at Texas-1	pr	0	0	0	0	0	0	0	0	0	0	0	0	0	0	0	0	0	0	.333
Mar 20	at Texas-2	pr	0	0	0	0	0	0	0	0	0	0	0	0	0	0	0	0	0	0	.333
Mar 27	COLORADO STATE-2	pr	0	0	0	0	0	0	0	0	0	0	0	0	0	0	0	0	0	0	.333
Totals		4gs	12	2	4	1	0	1	0	0	1	0	0	0	0	0	2	4	0	1	.333

On base pct. .333 • Slugging pct. .500



# THE 2021 LOBOS



## 20 DIAMOND SANDOVAL

OF • 5-3 • FR.  
NORWALK, CALIF. • ST. PAUL HS

### SINGLE-GAME HIGHS

Hits:  
Doubles:  
Triples:  
Home runs:  
Total bases:  
RBI:  
Runs scored:  
Walks: 1, 2x, Last vs. Colorado State, 3-27-21  
Hit by pitch:

Struck out: 1, Oklahoma, 2-27-21  
Sac flies:  
Sac bunts:  
At bats: 2, Oklahoma, 2-27-21  
Stolen bases:  
Caught stealing:  
Putouts:  
Assists:

### CAREER STATS (AT UNM)

Year	avg	gp-gs	ab	r	h	2b	3b	hr	rbi	tb	slg%	bb	hbp	so	gdp	ob%	sf	sh	sb-att	po	a	e	fld%
2021	.000	6-0	4	0	0	0	0	0	0	0	.000	2	0	1	0	.333	0	0	0-0	0	0	0	.000
TOTAL	.000	6-0	4	0	0	0	0	0	0	0	.000	2	0	1	0	.333	0	0	0-0	0	0	0	.000

### 2021 GAME-BY-GAME

Date	Opponent	Pos	AB	R	H	RBI	2B	3B	HR	BB	SB	CS	HBP	SAC	SF	GDP	K	PO	A	E	Avg
Feb 20	vs Southern Utah	ph	1	0	0	0	0	0	0	0	0	0	0	0	0	0	0	0	0	0	.000
Feb 27	vs Oklahoma	ph/of	2	0	0	0	0	0	0	0	0	0	0	0	0	0	1	0	0	0	.000
Mar 05	at Tulsa-2	pr	0	0	0	0	0	0	0	1	0	0	0	0	0	0	0	0	0	0	.000
Mar 19	at Texas	pr	0	0	0	0	0	0	0	0	0	0	0	0	0	0	0	0	0	0	.000
Mar 27	COLORADO STATE-2	ph	0	0	0	0	0	0	0	1	0	0	0	0	0	0	0	0	0	0	.000
Mar 28	COLORADO STATE	ph	1	0	0	0	0	0	0	0	0	0	0	0	0	0	0	0	0	0	.000
Totals		Ogs	4	0	0	0	0	0	0	2	0	0	0	0	0	0	1	0	0	0	.000

On base pct. .333 • Slugging pct. .000

# THE 2021 LOBOS



## 21 PEYTON ROBINSON

OF • 5-6 • JR.

SAGINAW, TEXAS • SOUTHERN NAZARENE

### SINGLE-GAME HIGHS

Hits: 3, 3x, Last at Oklahoma State, 3-6-21  
 Doubles: 1, 7x, Last at Oklahoma State, 3-6-21  
 Triples: 1, 2x, Last vs. Hawaii-Hilo, 2-14-20  
 Home runs:  
 Total bases: 4, Oklahoma State, 3-6-21  
 RBI: 3, East Central, 2-21-20  
 Runs scored: 2, 2x, Last vs. Seattle, 2-21-21  
 Walks: 2, Chadron St., 2-9-20  
 Hit by pitch:

Struck out: 3, Oklahoma Christian, 2-14-19  
 Sac flies: 1, 2x, Last at Oklahoma State, 3-6-21  
 Sac bunts: 1, 16x, Last at Texas Tech, 3-12-21  
 At bats: 6, Henderson State, 3-6-20  
 Stolen bases: 2, 5x, Last vs. Henderson St., 3-6-20  
 Caught stealing: 1, 4x, Last at Henderson St., 3-7-20  
 Putouts: 6, Southern Utah, 2-21-21  
 Assists: 1, 5x, Last vs. Southern Utah, 2-21-21

### CAREER STATS (AT UNM)

Year	avg	gp-gs	ab	r	h	2b	3b	hr	rbi	tb	slg%	bb	hbp	so	gdp	ob%	sf	sh	sb-att	po	a	e	fld%
2021	.276	25-24	58	7	16	2	0	0	2	18	.310	4	0	8	0	.317	1	3	1-1	12	1	0	1.000
TOTAL	.276	25-24	58	7	16	2	0	0	2	18	.310	4	0	8	0	.317	1	3	1-1	12	1	0	1.000

### 2021 GAME-BY-GAME

Date	Opponent	Pos	AB	R	H	RBI	2B	3B	HR	BB	SB	CS	HBP	SAC	SF	GDP	K	PO	A	E	Avg
Feb 19	vs Seattle U	*dh	3	0	1	0	0	0	0	0	0	0	0	0	0	0	0	0	0	0	.333
Feb 19	at Arizona	*dh	3	1	1	0	0	0	0	0	0	0	0	0	0	0	2	0	0	0	.333
Feb 20	vs Southern Utah	*dh	3	0	1	1	0	0	0	0	0	0	0	0	1	0	0	0	0	0	.333
Feb 20	at Arizona	*dh	1	0	0	0	0	0	0	0	0	0	0	0	0	0	1	0	0	0	.300
Feb 21	vs Seattle U	*dh	3	2	2	0	1	0	0	0	0	0	0	0	0	0	0	0	0	0	.385
Feb 21	vs Southern Utah	*of	2	0	0	0	0	0	0	0	0	0	0	0	0	0	6	1	0	0	.333
Feb 26	vs Oklahoma	*dh	2	0	0	0	0	0	0	0	0	0	0	0	0	0	2	0	0	0	.294
Feb 26	at Arizona State	*dh	2	0	0	0	0	0	0	0	0	0	0	0	0	0	0	0	0	0	.263
Feb 27	vs Oklahoma	*dh	1	0	0	0	0	0	0	1	0	0	0	0	0	0	0	0	0	0	.250
Feb 27	at Grand Canyon	*dh	2	0	0	0	0	0	0	0	0	0	0	0	0	0	0	0	0	0	.227
Feb 28	at Arizona State	*dh	0	1	0	0	0	0	0	1	0	0	0	1	0	0	0	0	0	0	.227
Mar 05	at Tulsa	*dh	2	0	0	0	0	0	0	0	0	0	0	0	0	0	1	0	0	0	.208
Mar 05	at Tulsa-2	pr	0	0	0	0	0	0	0	0	0	0	0	0	0	0	0	0	0	0	.208
Mar 06	at Oklahoma State	*of	3	1	3	0	1	0	0	0	1	0	0	0	0	0	0	5	0	0	.296
Mar 06	at Oklahoma State	*of	2	0	0	1	0	0	0	0	0	0	0	0	1	0	0	1	0	0	.276
Mar 07	vs Omaha	*of	3	0	1	0	0	0	0	0	0	0	0	0	0	0	0	0	0	0	.281
Mar 12	at Texas Tech	*dh	2	0	1	0	0	0	0	0	0	0	0	1	0	0	0	0	0	0	.294
Mar 12	at Texas Tech	*dh	2	0	0	0	0	0	0	0	0	0	0	0	0	0	0	0	0	0	.278
Mar 13	at Texas Tech	*dh	2	0	1	0	0	0	0	0	0	0	0	0	0	0	0	0	0	0	.289
Mar 19	at Texas	*dh	3	1	1	0	0	0	0	1	0	0	0	0	0	0	0	0	0	0	.293
Mar 20	at Texas-1	*dh	2	0	0	0	0	0	0	0	0	0	0	0	0	0	1	0	0	0	.279
Mar 20	at Texas-2	*dh	3	0	0	0	0	0	0	0	0	0	0	0	0	0	0	0	0	0	.261
Mar 27	COLORADO STATE-1	*dh	4	0	2	0	0	0	0	0	0	0	0	0	0	0	0	0	0	0	.280
Mar 27	COLORADO STATE-2	*dh	3	1	1	0	0	0	0	1	0	0	0	0	0	0	0	0	0	0	.283
Mar 28	COLORADO STATE	*dh	5	0	1	0	0	0	0	0	0	0	0	0	0	0	1	0	0	0	.276
Totals		24gs	58	7	16	2	2	0	0	4	1	0	0	3	1	0	8	12	1	0	.276





# THE 2021 LOBOS



## 22 IZABELLA OWEN INF • 5-6 • JR. MANTECA, CALIF. • OREGON STATE

### SINGLE-GAME HIGHS

Hits: 4, Ohio State, 3-8-20  
Doubles: 1, 4x, Last vs. Colorado State, 3-27-21  
Triples: 1, Nebraska, 3-6-20  
Home runs: 1, Oregon, 4-27-19  
Total bases: 3, Southern Utah, 2-20-21  
RBI: 3, 2x, Last vs. Ohio State, 3-8-20  
Runs scored: 2, Southern Utah, 2-20-21  
Walks: 2, 2x, Last at Texas Tech, 3-12-21  
Hit by pitch: 1, Arizona, 2-20-21

Struck out: 2, at Arizona State, 2-28-21  
Sac flies: 1, Oregon, 4-26-19  
Sac bunts: 1, 5x, Last vs. UCR, 2-22-20  
At bats: 4, 4x, Last vs. Colorado State, 3-28-21  
Stolen bases: 1, 3x, Last at Texas Tech, 3-12-21  
Caught stealing:  
Putouts: 5, 2x, Last at Texas Tech, 3-12-21  
Assists: 7, Long Beach State, 2-15-19

### CAREER STATS (AT UNM)

Year	avg	gp-gs	ab	r	h	2b	3b	hr	rbi	tb	slg%	bb	hbp	so	gdp	ob%	sf	sh	sb-att	po	a	e	fld%
2021	.229	25-25	70	4	16	2	0	0	5	18	.257	3	1	9	1	.270	0	0	1-1	25	28	4	.930
TOTAL	.229	25-25	70	4	16	2	0	0	5	18	.257	3	1	9	1	.270	0	0	1-1	25	28	4	.930

### 2021 GAME-BY-GAME

Date	Opponent	Pos	AB	R	H	RBI	2B	3B	HR	BB	SB	CS	HBP	SAC	SF	GDP	K	PO	A	E	Avg
Feb 19	vs Seattle U	*3b	3	0	0	0	0	0	0	0	0	0	0	0	0	0	1	1	2	0	.000
Feb 19	at Arizona	*3b	3	0	1	0	0	0	0	0	0	0	0	0	0	0	0	0	2	0	.167
Feb 20	vs Southern Utah	*3b	4	2	2	2	1	0	0	0	0	0	0	0	0	0	0	1	3	0	.300
Feb 20	at Arizona	*3b	1	0	0	0	0	0	0	0	0	0	1	0	0	0	0	0	0	0	.273
Feb 21	vs Seattle U	*3b	4	0	1	1	0	0	0	0	0	0	0	0	0	0	1	2	1	1	.267
Feb 21	vs Southern Utah	*3b	3	0	0	0	0	0	0	0	0	0	0	0	0	0	0	0	1	1	.222
Feb 26	vs Oklahoma	*3b	2	0	0	0	0	0	0	0	0	0	0	0	0	0	1	0	0	0	.200
Feb 26	at Arizona State	*3b	2	0	1	1	0	0	0	0	0	0	0	0	0	0	1	1	0	0	.227
Feb 27	vs Oklahoma	*3b	3	0	0	0	0	0	0	0	0	0	0	0	0	0	0	1	0	0	.200
Feb 27	at Grand Canyon	*3b	3	0	1	0	0	0	0	0	0	0	0	0	0	0	0	0	3	0	.214
Feb 28	at Arizona State	*3b	3	0	0	0	0	0	0	0	0	0	0	0	0	0	2	0	2	1	.194
Mar 05	at Tulsa	*3b	3	0	2	0	0	0	0	0	0	0	0	0	0	0	0	0	2	0	.235
Mar 05	at Tulsa-2	*dh	3	0	0	0	0	0	0	0	0	0	0	0	0	0	0	0	0	0	.216
Mar 06	at Oklahoma State	*1b	3	0	0	0	0	0	0	0	0	0	0	0	0	1	1	5	0	0	.200
Mar 06	at Oklahoma State	*1b	3	0	0	0	0	0	0	0	0	0	0	0	0	0	1	3	0	0	.186
Mar 07	vs Omaha	*1b/3b	3	0	0	0	0	0	0	0	0	0	0	0	0	0	0	2	1	0	.174
Mar 12	at Texas Tech	*3b	1	0	0	0	0	0	0	2	1	0	0	0	0	0	0	0	1	0	.170
Mar 12	at Texas Tech	*1b	3	0	0	0	0	0	0	0	0	0	0	0	0	0	0	5	0	0	.160
Mar 13	at Texas Tech	*3b	3	0	1	0	0	0	0	0	0	0	0	0	0	0	0	1	1	0	.170
Mar 19	at Texas	*3b	3	0	1	0	0	0	0	0	0	0	0	0	0	0	0	0	0	0	.179
Mar 20	at Texas-1	*3b	1	0	0	0	0	0	0	1	0	0	0	0	0	0	0	0	0	0	.175
Mar 20	at Texas-2	*3b	3	0	1	0	0	0	0	0	0	0	0	0	0	0	0	2	1	1	.183
Mar 27	COLORADO STATE-1	*3b	3	1	1	0	1	0	0	0	0	0	0	0	0	0	0	0	5	0	.190
Mar 27	COLORADO STATE-2	*3b	3	0	1	1	0	0	0	0	0	0	0	0	0	0	1	1	2	0	.197
Mar 28	COLORADO STATE	*3b	4	1	3	0	0	0	0	0	0	0	0	0	0	0	0	0	1	0	.229
Totals		25gs	70	4	16	5	2	0	0	3	1	0	1	0	0	1	9	25	28	4	.229



## 25 BRIANNA SANCHEZ *P • 5-6 • 50.* WEST COVINA, CALIF. • BISHOP AMAT HS

### SINGLE-GAME HIGHS

Innings pitched: 7.0, Stanford, 2-8-20  
 Walks allowed: 3, 6x, Last vs Oklahoma, 2-27-21  
 Strikeouts: 1, 7x, Last vs. Liberty, 3-7-20  
 Batters faced: 26, 2x, Last vs. N. Colorado, 3-1-20  
 Putouts: 2, Stanford, 2-8-20  
 Assists: 2, 2x, Last vs. La Salle, 2-29-20  
 Runners CS:  
 Fewest hits allowed (3.0 IP min.): 4, Stanford, 2-8-20  
 Fewest BB allowed (3.0 IP min.): 3, Stanford, 2-8-20

### CAREER STATS (AT UNM)

Year	era	w-l	app	qs	cq	sho	sv	ip	h	r	er	bb	so	2b	3b	hr	bf	bavq	wp	hbp	bk	sfa	sha
2020	4.50	1-4	16	5	1	1/0	1	32.2	47	26	21	23	7	7	0	2	166	.351	1	3	0	3	3
2021	18.67	0-1	3	1	0	0/0	0	3.0	6	9	8	6	0	3	0	1	23	.400	0	1	0	1	0
TOTAL	5.69	1-5	19	6	1	1/0	1	35.2	53	35	29	29	7	10	0	3	189	.356	1	4	0	4	3

### 2021 GAME-BY-GAME

Date	Opponent	GS	IP	H	R	ER	BB	SO	2B	3B	HR	WP	BK	HBP	IBB	Score	W-L	Sv	ERA	NP
Feb 26	at Arizona State		1.0	1	3	2	2	0	1	0	0	0	0	0	0	1-13	0-0	0	14.00	31
Feb 27	vs Oklahoma		0.2	1	2	2	3	0	0	0	1	0	0	0	0	4-33	0-0	0	16.80	25
Mar 12	at Texas Tech	*	1.1	4	4	4	1	0	2	0	0	0	0	1	0	0-6	0-1	0	18.67	40
Totals		1	3.0	6	9	8	6	0	3	0	1	0	0	1	0	5-52	0-1	0	18.67	-



# THE 2021 LOBOS



## 32 LAUREN WILMERT C/1B • 5-10 • SR. ALBUQUERQUE, N.M. • VOLCANO VISTA HS

### SINGLE-GAME HIGHS

Hits: 3, San Diego State, 3-17-19  
 Doubles: 1, 16x, Last vs. Liberty, 3-7-20  
 Triples: 1, North Dakota, 3-26-19  
 Home runs: 1, 10x, Last vs. N. Colorado, 3-1-20  
 Total bases: 6, 4x, Last at Utah State, 4-6-19  
 RBI: 5, 2x, Last vs. WCU, 3-8-19  
 Runs scored: 3, UTEP, 2-8-19  
 Walks: 3, UTEP, 2-8-19  
 Hit by pitch: 1, 4x, Last vs. Oklahoma, 2-27-21

Struck out: 3, 2x, Last at Arizona, 2-19-21  
 Sac flies: 1, 6x, Last vs. S. Dakota, 2-29-20  
 Sac bunts: 1, 3x, Last vs. Utah State, 4-22-18  
 At bats: 4, 18x, Last vs. Seattle, 2-21-21  
 Stolen bases: 1, vs Western Michigan, 2-11-17  
 Putouts: 12, S. Dakota, 2-29-20  
 Assists: 2, 8x, Last vs. SUU, 2-21-21  
 Runners CS: 2, Fresno State, 4-26-19

### CAREER STATS (AT UNM)

Year	avg	gp-gs	ab	r	h	2b	3b	hr	rbi	tb	slg%	bb	hbp	so	gdp	ob%	sf	sh	sb-att	po	a	e	fld%
2017	.242	34-23	62	5	15	3	0	1	6	21	.339	6	0	15	1	.304	1	2	1-1	67	6	3	.961
2018	.180	32-20	61	5	11	1	0	1	11	15	.246	7	1	23	0	.275	0	1	0-0	87	11	4	.961
2019	.261	47-47	134	23	35	9	1	7	35	67	.500	12	1	40	2	.320	3	0	0-0	235	16	10	.962
2020	.256	18-16	43	6	11	3	0	1	6	17	.395	7	1	10	0	.358	2	0	0-0	60	3	1	.984
2021	.091	20-16	44	3	4	0	0	0	1	4	.091	4	1	17	2	.184	0	0	0-0	69	5	3	.961
TOTAL	.221	151-122	344	42	76	16	1	10	59	124	.360	36	4	105	5	.297	6	3	1-1	518	41	21	.964

### 2021 GAME-BY-GAME

Date	Opponent	Pos	AB	R	H	RBI	2B	3B	HR	BB	SB	CS	HBP	SAC	SF	GDP	K	PO	A	E	Avg
Feb 19	vs Seattle U	*1b	3	0	1	0	0	0	0	0	0	0	0	0	0	0	0	3	0	1	.333
Feb 19	at Arizona	*1b	3	0	0	0	0	0	0	0	0	0	0	0	0	0	3	5	0	0	.167
Feb 20	vs Southern Utah	*c	2	2	1	1	0	0	0	1	0	0	0	0	0	0	0	6	0	0	.250
Feb 21	vs Seattle U	*1b	4	0	1	0	0	0	0	0	0	0	0	0	0	0	1	5	1	0	.250
Feb 21	vs Southern Utah	*c	3	0	0	0	0	0	0	0	0	0	0	0	0	0	1	8	2	0	.200
Feb 26	vs Oklahoma	*1b	2	0	0	0	0	0	0	0	0	0	0	0	0	0	1	5	0	0	.176
Feb 26	at Arizona State	*1b	2	0	0	0	0	0	0	0	0	0	0	0	0	0	0	3	0	0	.158
Feb 27	vs Oklahoma	*c	2	1	0	0	0	0	0	0	0	0	1	0	0	0	1	1	0	0	.143
Feb 27	at Grand Canyon	*1b	2	0	0	0	0	0	0	0	0	0	0	0	0	0	0	9	0	0	.130
Mar 05	at Tulsa	*1b	3	0	0	0	0	0	0	0	0	0	0	0	0	0	2	3	0	1	.115
Mar 05	at Tulsa-2	ph/c	1	0	0	0	0	0	0	0	0	0	0	0	0	0	0	0	0	0	.111
Mar 06	at Oklahoma State	*dh	3	0	0	0	0	0	0	0	0	0	0	0	0	1	1	0	0	0	.100
Mar 07	vs Omaha	1b	0	0	0	0	0	0	0	2	0	0	0	0	0	0	0	7	0	0	.100
Mar 12	at Texas Tech	*c	2	0	0	0	0	0	0	0	0	0	0	0	0	1	1	0	1	1	.094
Mar 12	at Texas Tech	*c	3	0	0	0	0	0	0	0	0	0	0	0	0	0	2	1	1	0	.086
Mar 13	at Texas Tech	*1b	3	0	0	0	0	0	0	0	0	0	0	0	0	0	1	3	0	0	.079
Mar 20	at Texas-2	*1b	3	0	1	0	0	0	0	0	0	0	0	0	0	0	1	5	0	0	.098
Mar 27	COLORADO STATE-1	ph	1	0	0	0	0	0	0	0	0	0	0	0	0	0	1	0	0	0	.095
Mar 27	COLORADO STATE-2	*c	2	0	0	0	0	0	0	0	0	0	0	0	0	0	1	5	0	0	.091
Mar 28	COLORADO STATE	ph	0	0	0	0	0	0	0	1	0	0	0	0	0	0	0	0	0	0	.091
Totals		16gs	44	3	4	1	0	0	0	4	0	0	1	0	0	2	17	69	5	3	.091

On base pct. .184 • Slugging pct. .091



## 34 EMMA GUINDON

P • 5-9 • JR.

TOMBALL, TEXAS • MONTEREY PENINSULA COLLEGE

### SINGLE-GAME HIGHS

Innings pitched: 8.0, Prairie View, 4-16-19  
Walks allowed: 6, 2x, Last at Northwestern St., 2-23-19

Strikeouts: 10, Jackson State, 2-9-19

Batters faced: 34, Grand Canyon, 2-27-21

Putouts: 2, 2x, Last at Prairie View, 4-16-19

Assists: 3, 2x, Last at Prairie View, 4-16-19

Runners CS: 1, 2x, Last at Oklahoma State, 3-6-21

Fewest hits allowed (3.0 IP min.): 0, Incarnate

Word, 4-18-19

Fewest BB allowed (3.0 IP min.): 0, 2x, Last at Texas Tech, 3-12-21

### CAREER STATS (AT UNM)

Year	era	w-l	app	qs	cq	sho	sv	ip	h	r	er	bb	so	2b	3b	hr	bf	bavg	wp	hbp	bk	sfa	sha
2021	6.59	1-13	16	15	6	0/0	0	73.1	119	82	69	33	22	17	0	14	388	.360	4	10	0	6	8
TOTAL	6.59	1-13	16	15	6	0/0	0	73.1	119	82	69	33	22	17	0	14	388	.360	4	10	0	6	8

### 2021 GAME-BY-GAME

Date	Opponent	GS	IP	H	R	ER	BB	SO	2B	3B	HR	WP	BK	HBP	IBB	Score	W-L	Sv	ERA	NP
Feb 19	at Arizona	*	6.0	7	5	5	5	3	0	0	1	0	0	0	0	2-5	0-1	0	5.83	123
Feb 20	vs Southern Utah	*	5.0	6	3	3	3	4	0	0	2	0	0	1	0	11-3	1-1	0	5.09	96
Feb 21	vs Seattle U	*	4.2	9	8	5	4	2	1	0	0	0	0	2	0	5-9	1-2	0	5.81	101
Feb 26	vs Oklahoma	*	6.0	11	8	8	1	1	2	0	2	0	0	1	0	0-8	1-3	0	6.78	117
Feb 27	at Grand Canyon	*	6.0	11	10	9	4	1	2	0	0	0	0	2	0	0-10	1-4	0	7.59	108
Feb 28	at Arizona State	*	5.2	11	11	8	2	1	2	0	3	0	0	0	0	3-11	1-5	0	7.98	111
Mar 05	at Tulsa	*	2.0	4	3	2	0	0	1	0	0	1	0	0	0	0-7	1-6	0	7.92	55
Mar 05	at Tulsa-2	*	4.0	5	2	2	2	2	1	0	0	1	0	1	0	2-3	1-7	0	7.47	90
Mar 06	at Oklahoma State	*	6.0	8	7	6	3	0	2	0	1	2	0	1	0	2-7	1-8	0	7.41	126
Mar 07	vs Omaha	*	1.1	3	2	2	0	0	0	0	1	0	0	0	0	2-7	1-8	0	7.50	25
Mar 12	at Texas Tech	*	6.0	7	4	0	0	3	0	0	0	0	0	1	0	3-7	1-9	0	6.65	109
Mar 13	at Texas Tech	*	6.0	9	1	1	1	5	1	0	0	0	0	0	0	0-1	1-10	0	6.09	92
Mar 19	at Texas	*	5.0	7	5	5	4	0	1	0	2	0	0	0	0	3-5	1-11	0	6.16	111
Mar 20	at Texas-2	*	4.0	12	7	7	2	0	3	0	1	0	0	1	0	1-8	1-12	0	6.52	88
Mar 27	COLORADO STATE-1	*	3.2	6	3	3	2	0	1	0	0	0	0	0	0	2-3	1-13	0	6.48	47
Mar 28	COLORADO STATE	*	2.0	3	3	3	0	0	0	0	1	0	0	0	0	6-8	1-13	0	6.59	40
Totals		15	73.1	119	82	69	33	22	17	0	14	4	0	10	0	42-102	1-13	0	6.59	-





## 41 TALIA HANNAPPEL P • 5-9 • FR. HUNTINGTON BEACH, CALIF. • EDISON HS

### SINGLE-GAME HIGHS

Innings pitched: 4.1, Oklahoma State, 3-6-21  
 Walks allowed: 3, 2x, Last at Oklahoma St., 3-6-21  
 Strikeouts: 2, 2x, Last vs. Omaha, 3-7-21  
 Putouts:  
 Batters faced: 26, Oklahoma State, 3-6-21  
 Assists: 1, 3x, Last vs. Omaha, 3-7-21  
 Runners CS:  
 Fewest hits allowed (3.0 IP min.): 9, Oklahoma St., 3-6-21  
 Fewest BB allowed (3.0 IP min.): 3, Oklahoma State, 3-6-21

### CAREER STATS (AT UNM)

Year	era	w-l	app	gs	cq	sho	sv	ip	h	r	er	bb	so	2b	3b	hr	bf	bavg	wp	hbp	bk	sfa	sha
2021	11.41	0-3	8	4	0	0/0	0	15.1	35	29	25	11	4	8	1	5	96	.438	0	2	0	3	0
TOTAL	11.41	0-3	8	4	0	0/0	0	15.1	35	29	25	11	4	8	1	5	96	.438	0	2	0	3	0

### 2021 GAME-BY-GAME

Date	Opponent	GS	IP	H	R	ER	BB	SO	2B	3B	HR	WP	BK	HBP	IBB	Score	W-L	Sv	ERA	NP
Feb 27	vs Oklahoma	*	2.0	10	14	14	3	0	1	0	2	0	0	1	0	4-33	0-1	0	49.00	61
Mar 05	at Tulsa-2		2.0	2	1	1	1	0	0	1	0	0	0	0	0	2-3	0-1	0	26.25	33
Mar 06	at Oklahoma State	*	4.1	9	4	4	3	2	2	0	2	0	0	0	0	1-4	0-2	0	15.96	93
Mar 07	vs Omaha	*	1.2	5	4	0	0	2	2	0	1	0	0	0	0	2-7	0-3	0	13.30	40
Mar 20	at Texas-1		0.2	1	0	0	0	0	0	0	0	0	0	0	0	0-12	0-3	0	12.47	13
Mar 20	at Texas-2		2.0	3	1	1	1	0	1	0	0	0	0	0	0	1-8	0-3	0	11.05	35
Mar 27	COLORADO STATE-2	*	2.0	4	5	5	2	0	2	0	0	0	0	1	0	7-6	0-3	0	11.93	53
Mar 28	COLORADO STATE		0.2	1	0	0	1	0	0	0	0	0	0	0	0	6-8	0-3	0	11.41	12
Totals		4	15.1	35	29	25	11	4	8	1	5	0	0	2	0	23-81	0-3	0	11.41	-





## 66 ASHLYN ROBERTS

P • 5-8 • FR.

SAMMAMISH, WASH. • EASTLAKE HS

### SINGLE-GAME HIGHS

Innings pitched: 3.1, Colorado St., 3-27-21

Walks allowed: 2, 3x, Last vs. Oklahoma, 2-27-21

Strikeouts: 4, Southern Utah, 2-21-21

Batters faced: 16, Arizona, 2-20-21

Putouts:

Assists: 1, 3x, Last vs Omaha, 3-7-21

Runners CS: 1, Tulsa, 3-5-21

Fewest hits allowed (3.0 IP min.): 3, Colorado St., 3-27-21

Fewest BB allowed (3.0 IP min.): 1, 2x, Last vs. Colorado State, 3-27-21

### CAREER STATS (AT UNM)

Year	era	w-l	app	gs	cq	sho	sv	ip	h	r	er	bb	so	2b	3b	hr	bf	bavg	wp	hbp	bk	sfa	sha
2021	7.10	0-2	14	2	0	0/0	0	23.2	44	30	24	13	10	5	0	4	129	.386	1	1	0	1	0
TOTAL	7.10	0-2	14	2	0	0/0	0	23.2	44	30	24	13	10	5	0	4	129	.386	1	1	0	1	0

### 2021 GAME-BY-GAME

Date	Opponent	GS	IP	H	R	ER	BB	SO	2B	3B	HR	WP	BK	HBP	IBB	Score	W-L	Sv	ERA	NP
Feb 19	vs Seattle U	*	2.0	2	2	2	2	1	0	0	0	0	0	0	0	0-8	0-1	0	7.00	25
Feb 20	at Arizona		2.1	7	5	5	2	2	1	0	0	0	0	0	0	0-12	0-1	0	11.31	44
Feb 21	vs Seattle U		0.1	0	0	0	1	0	0	0	0	0	0	0	0	5-9	0-1	0	10.50	10
Feb 21	vs Southern Utah		2.1	2	1	1	0	4	0	0	0	1	0	0	0	1-4	0-1	0	8.00	41
Feb 26	at Arizona State		2.0	4	5	4	1	0	1	0	2	0	0	0	0	1-13	0-1	0	9.33	30
Feb 27	vs Oklahoma		0.2	5	5	5	2	0	1	0	0	0	0	0	0	4-33	0-1	0	12.31	27
Mar 05	at Tulsa		2.0	5	0	0	1	1	0	0	0	0	0	0	0	0-7	0-1	0	10.20	36
Mar 06	at Oklahoma State		1.2	1	0	0	1	0	0	0	0	0	0	0	0	1-4	0-1	0	8.93	25
Mar 07	vs Omaha		3.0	4	1	1	1	2	1	0	0	0	0	1	0	2-7	0-1	0	7.71	58
Mar 12	at Texas Tech		0.0	3	3	1	0	0	0	0	0	0	0	0	0	3-7	0-1	0	8.14	11
Mar 19	at Texas		1.0	0	0	0	1	0	0	0	0	0	0	0	0	3-5	0-1	0	7.67	12
Mar 20	at Texas-1	*	1.2	5	5	2	0	0	1	0	1	0	0	0	0	0-12	0-2	0	7.74	49
Mar 27	COLORADO STATE-1		3.1	3	0	0	1	0	0	0	0	0	0	0	0	2-3	0-2	0	6.58	32
Mar 28	COLORADO STATE		1.1	3	3	3	0	0	0	0	1	0	0	0	0	6-8	0-2	0	7.10	28
Totals		2	23.2	44	30	24	13	10	5	0	4	1	0	1	0	28-132	0-2	0	7.10	-



# THE 2021 LOBOS



## 77 REYAN TUCK

IF • 6-0 • JR.  
HILLSBORO, ORE. • TOWSON

### SINGLE-GAME HIGHS

Hits: 2, Northern Colorado, 2-14-20  
Doubles: 1, 2x, Last vs. SUU, 2-20-21  
Triples:  
Home runs:  
Total bases: 2, 3x, Last vs. SUU, 2-21-21  
RBI: 2, 2x, Last vs. SUU, 2-20-21  
Runs scored: 1, 2x, Last vs Oklahoma, 2-27-21  
Walks: 1, 2x, Last vs Oklahoma, 2-27-21  
Hit by pitch: 1, 2x, Last at Texas Tech, 3-12-21

Struck out: 2, Texas Southern, 3-6-20  
Sac flies: 1, 3x, Last at NMSU, 3-11-20  
Sac bunts:  
At bats: 4, Grand Canyon, 2-8-20  
Stolen bases: 1, Northern Colorado, 2-15-20  
Caught stealing:  
Putouts: 11, N. Colorado, 3-1-20  
Assists: 1, Northern Colorado, 2-15-20

### CAREER STATS (AT UNM)

Year	avg	gp-gs	ab	r	h	2b	3b	hr	rbi	tb	slg%	bb	hbp	so	gdp	ob%	sf	sh	sb-att	po	a	e	fld%
2020	.211	16-14	38	1	8	1	0	0	4	9	.237	1	0	5	0	.214	3	0	1-1	69	1	0	1.000
2021	.152	13-13	33	1	5	1	0	0	3	6	.182	2	2	9	0	.243	0	0	0-0	74	0	2	.974
TOTAL	.183	29-27	71	2	13	2	0	0	7	15	.211	3	2	14	0	.228	3	0	1-1	143	1	2	.986

### 2021 GAME-BY-GAME

Date	Opponent	Pos	AB	R	H	RBI	2B	3B	HR	BB	SB	CS	HBP	SAC	SF	GDP	K	PO	A	E	Avg
Feb 20	vs Southern Utah	*1b	3	0	1	2	1	0	0	0	0	0	1	0	0	0	1	6	0	0	.333
Feb 20	at Arizona	*1b	2	0	0	0	0	0	0	0	0	0	0	0	0	0	0	3	0	0	.200
Feb 21	vs Southern Utah	*1b	3	0	0	0	0	0	0	0	0	0	0	0	0	0	1	1	0	1	.125
Feb 27	vs Oklahoma	*1b	1	1	0	0	0	0	0	1	0	0	0	0	0	0	1	2	0	0	.111
Feb 28	at Arizona State	*1b	3	0	0	0	0	0	0	0	0	0	0	0	0	0	1	9	0	0	.083
Mar 05	at Tulsa-2	*1b	3	0	0	0	0	0	0	0	0	0	0	0	0	0	1	6	0	0	.067
Mar 06	at Oklahoma State	*dh	3	0	1	0	0	0	0	0	0	0	0	0	0	0	1	0	0	0	.111
Mar 12	at Texas Tech	*1b	2	0	1	0	0	0	0	0	0	0	1	0	0	0	1	6	0	1	.150
Mar 19	at Texas	*1b	2	0	0	0	0	0	0	1	0	0	0	0	0	0	1	9	0	0	.136
Mar 20	at Texas-1	*1b	2	0	0	0	0	0	0	0	0	0	0	0	0	0	0	7	0	0	.125
Mar 27	COLORADO STATE-1	*1b	3	0	1	1	0	0	0	0	0	0	0	0	0	0	0	8	0	0	.148
Mar 27	COLORADO STATE-2	*1b	3	0	1	0	0	0	0	0	0	0	0	0	0	0	1	7	0	0	.167
Mar 28	COLORADO STATE	*1b	3	0	0	0	0	0	0	0	0	0	0	0	0	0	0	10	0	0	.152
Totals		13gs	33	1	5	3	1	0	0	2	0	0	2	0	0	0	9	74	0	2	.152

On base pct. .243 • Slugging pct. .182

# THE 2021 LOBOS



## 99 KIANA SPENCER

P • 5-6 • SR.

GALLUP, N.M. • YAVAPAI COLLEGE

### SINGLE-GAME HIGHS

Innings pitched: 7.0, 6x, Last vs. GCU, 2-8-20

Walks allowed: 7, 2x, Last at Arizona, 2-20-21

Strikeouts: 7, North Dakota, 3-26-19

Batters faced: 36, Nevada, 3-29-19

Assists: 4, San Diego, 2-22-20

Putouts: 2, at Texas, 3-8-20

Runners CS: 1, 6x, Last vs. SUU, 2-21-21

Fewest hits allowed (Min. 3.0 IP): 3, 3x, Last vs.

Colorado State, 3-28-21

Fewest walks allowed (Min. 3.0 IP): 0, 3x, Last vs. S. Dakota, 2-29-20

### CAREER STATS (AT UNM)

Year	era	w-l	app	qs	cq	sho	sv	ip	h	r	er	bb	so	2b	3b	hr	bf	bavg	wp	hbp	bk	sfa	sha
2019	6.37	6-18	33	23	11	2/0	1	122.0	167	128	111	74	66	36	5	28	626	.320	8	16	0	4	10
2020	4.45	7-3	15	10	3	0/0	0	61.1	76	48	39	27	15	17	2	7	293	.306	1	5	0	5	8
2021	9.94	1-4	12	3	0	0/0	0	31.0	53	50	44	33	13	8	1	3	188	.371	2	7	0	3	2
TOTAL	6.34	14-25	60	36	14	2/0	1	214.1	296	226	194	134	94	61	8	38	1107	.324	11	28	0	12	20

### 2021 GAME-BY-GAME

Date	Opponent	GS	IP	H	R	ER	BB	SO	2B	3B	HR	WP	BK	HBP	IBB	Score	W-L	Sv	ERA	NP
Feb 19	vs Seattle U		3.2	6	6	5	4	2	1	0	0	0	0	1	0	0-8	0-0	0	9.55	65
Feb 20	vs Southern Utah		1.0	0	0	0	0	0	0	0	0	0	0	0	0	11-3	0-0	0	7.50	15
Feb 20	at Arizona	*	1.2	4	7	6	7	1	1	0	0	1	0	0	0	0-12	0-1	0	12.16	73
Feb 21	vs Seattle U		2.0	1	1	1	2	0	0	0	0	0	0	0	0	5-9	0-1	0	10.08	27
Feb 21	vs Southern Utah	*	4.2	5	3	2	4	4	1	1	0	0	0	3	0	1-4	0-2	0	7.54	101
Feb 26	at Arizona State	*	1.0	4	5	5	2	0	0	0	2	0	0	0	0	1-13	0-3	0	9.50	36
Feb 27	vs Oklahoma		0.2	12	12	12	2	0	2	0	0	0	0	1	0	4-33	0-3	0	14.80	60
Mar 05	at Tulsa		2.0	6	4	4	2	1	0	0	0	0	0	1	0	0-7	0-3	0	14.70	48
Mar 12	at Texas Tech		4.2	3	2	1	6	1	0	0	0	0	0	0	0	0-6	0-3	0	11.81	86
Mar 20	at Texas-1		1.2	3	7	5	3	0	0	0	1	0	0	1	0	0-12	0-3	0	12.48	38
Mar 27	COLORADO STATE-2		5.0	6	1	1	0	3	2	0	0	1	0	0	0	7-6	1-3	0	10.50	73
Mar 28	COLORADO STATE		3.0	3	2	2	1	1	1	0	0	0	0	0	0	6-8	1-4	0	9.94	47
Totals		3	31.0	53	50	44	33	13	8	1	3	2	0	7	0	35-121	1-4	0	9.94	-

