



**2020-21 TEXAS TECH MEN'S GOLF MEDIA GUIDE**  
Texas Tech University Athletics Communications  
TexasTech.com

[www.TexasTech.com](http://www.TexasTech.com) | [www.facebook.com/TTUMensGolf](https://www.facebook.com/TTUMensGolf) | @TechAthletics | @TTUMensGolf



## ALL-TIME LETTERWINNERS

- A-**  
Aberg, Ludvig, 2019-current  
Akridge, Dale Ray, 1985-89  
Allain, Nicolas, 2005  
Allen, Manson, 1936-37  
Allen, Mark, 1988-89  
Anand, Christopher, 1992-95  
Anderson, Randy, 1968  
Armstrong, Alex, 1996-99  
Arnold, James, 1968-89  
Artac, Wes, 2014  
Ashy, Michael, 1990-94  
Aubrey, Sam, 1969
- B-**  
Baecker, Roque, 1985-87  
Bailey, Scott "Bubba", 2001-2003  
Baize, Brian, 1995-96  
Baldwin, Tom, 1997-98  
Barley, Patrick, 1995-96  
Barrett, Scott, 1981  
Basden, John, 1983  
Baxter, Bill, 1947  
Bell, John, 1934-35  
Bertram, Jeff, 1986-88  
Best, Melvin, 1939-40  
Bills, Gant, 1998-99  
Birdwell, Brandon, 1984  
Black, Thomas, 1968-69  
Blocker, Chris, 1959-61  
Blomme, Adam, 2017-19  
Blythe, Chance, 1989-92  
Bohls, Rex, 1975  
Bolen, David, 1999-02  
Braadlie, Markus, 2019-current  
Brewer, James H., 1962-64  
Brigham, Jim, 1940-41  
Broussard, Conrad, 1984  
Brown, Chris (Paris, Texas), 1969  
Brown, Chris (Midland), 1979-80  
Burluson, Paul, 1970-71  
Burns, Chris, 1996-1997
- C-**  
Cain, John, 1955-59  
Callender, Mel, 1975-79  
Carlsen, Jack, 1936-37  
Carlyle, Glen, 1973-74  
Carmichael, Alan, 1974-77  
Carson, J.P., 1934-35  
Cassell, Gray, 1953-54  
Chambless, Steve, 1982-85  
Conine, Jim, 1968  
Conine, John, 1973-75  
Cook, James, 1949  
Cooke, Alex, 1939-40  
Cooke, William, 1939-40  
Cotter, Mike, 1981-83  
Croom, Buddy, 1970
- D-**  
Daniels, Steve, 1981  
Darland, Tommy, 1984  
David, Joe Don, 1985
- Davidson, James, 1962-63  
Davis, Barry, 1970  
Delgadillo, Javier, 1988-89  
Dempsey, Richard, 1950  
Diebert, Clint, 2003  
Dobie, Bruce, 1961-63  
Doherty, Donald, 1939-40  
Dominguez, Matias, 2011-15  
Dorsey, Drew, 2010-2014  
Douglas, James, 1936-37  
Dresser, Andrew, 2002-06  
Dunkelberg, Dan, 1983
- E-**  
Evans, Raylan, 1951  
Ewing IV, Finley, 2009-2013
- F-**  
Farmer, Maban, 1991-92  
Farmer, Panny, 1935-36  
Farquhar, John, 1955-59  
Feagen, E.C., 1948  
Ferris, Steve, 1981-82  
Figura, John, 1989  
Fink, Randy, 1987-90  
Floren, Nils, 2008-11  
Floren, Oscar, 2004-07  
Foster, George, 1969  
Foster, Jason, 1990-92  
Fox, Shane, 1973-76  
Franky, Sergio, 2007-10  
Friggle, Scott, 1990-91, 94
- G-**  
Garcia, Marco, 1998  
Green, Jim, 1953-54  
Griffin, Will, 2006-10
- H-**  
Hackler, Andrew, 2001-03  
Haddock, Neil, 1974-77  
Haddrell, William, 2002-05  
Hale, Robert, 1935-37  
Hargrove, Mark, 1976-77  
Harper, John, 1968  
Heller, Ryan, 1987  
Henderson, Kirk, 1986  
Henderson, Zac, 1946-49  
Henegar, Corey, 1999-2001  
Hill, Chris, 1993-97  
Hogan, Kyle, 2017-current  
Hrnciar, Jerry, 1965-66  
Huber, Joe Bernard, 1966  
Hudson, Chris, 1984-88  
Hull, Mark, 1999-03
- I-**  
Irwin, Clifton 1968
- J-**  
Jackson, Terry, 1985-87  
Jacobs, William, 1968  
Jacobson, Brad, 2000-04  
Jarrett, Mark, 1979
- Johnson, Donnie, 1973  
Johnson, Jimmie, 1959-61  
Jones, Casey, 2002-05  
Jones, Gregg, 1978-79  
Jones, Scott, N/A
- K-**  
Kackley, Jimmy, 2001  
Kampen, Andy, 1996  
Kaplan, Don, 1955-59  
Kase, Adam, 1981-85  
Kasten, Corbin, 2013-15  
Kelly, Brooks, 1999-03  
Kimball, Stephan, 1968  
Klemmer, Joe, 1991
- L-**  
Lakatta, Brandon, 2005-07  
Lamey, John, 1985-87  
Lapham, Bob, 1953-54  
Larson, Charles "Chuck", 1970-71  
Larson, Scott, 1978  
LeCrone, Stephen, 1966  
Lenz, Jonathan, 2004  
Littlejohn, James, 1963  
Lokey, Lance, 1991-95  
Long, Hurly, 2016-  
Long, Steve, 1975-76  
Lopez, Andy, 2019-current  
Louth, Jason, 2002-05  
Loving, Matt, 1998-99  
Lucio, Eddie, 1998-99
- M-**  
Martin, Garrett, 2019-current  
Martin, Jeremy, 2006-07  
Martin, Wallace, 1941-42  
Mathis, Chris, 1992-96  
Mattox, Richard, 1975-76  
McClung, Douglas, 1968  
McCormick, Andy, 1985  
McCormick, Cameron, 1995-97  
McCracken, Logan, 2010-12  
McCully, Paul, 1951-52  
McDaniel, Gary, 1993  
McElhaney, Kelly, 1982-82  
McKean, Walter, 1966-68  
McKinney, Robert, 1966-68  
Melville, Shaun, 2004-05  
Merrell, Garrett, 2005-08  
Miller, Jeff, 1980-83  
Mischnick, Kevin, 1989  
Mitchell, Jeff, 1974-76  
Mooney, John, 1940-41  
Moorhead, Mike, 1965  
Moorhouse, David, 1952-53  
Morrison, Tim, 1992-93  
Moss, Jobe, 1975-77  
Multherin, Sean, 1995-99
- N-**  
Needham, Don, 1969-71  
Neumann, Jack, 1983  
Nilehn, Fredrik, 2016-



## ALL-TIME LETTERWINNERS (CONT.)

Nix, Don, 1959-61  
Northington, Dennis, 1977-78  
Novoa, Bryan, 1993-96  
Nutt, Stephen, 1992

### -O-

Odom, Brett, 1993  
O'Neal, Don, 1959-60  
Orndorff, Thomas, 1966-67  
Ott, Brad, 1990-92

### -P-

Pace, Chris, 2004-05  
Palmer, Terrell, 1982-83  
Parks, George, 1978  
Pereira, Mito, 2014-15  
Perez, Sal, 1982  
Pinnell, Hunter, 1986-87  
Pitts, Matt, 1999  
Pope, Travis, 1996-97  
Pyka, Trey, 1999-03

### -R-

Ramirez, Ivan, 2016-  
Ramirez, Lee, 1978  
Rambin, Mitchell, 1970  
Restrepo, Esteban, 2011-15  
Riggs, Robert, 1973  
Rivas, Santiago, 2005-08  
Robertson, Rex, 1977-81  
Rogers, Hamilton, 1968  
Rogers, Rick, 1964-65  
Ronneblad, Hannes, 2013-17  
Roseberry, Jon, 1993-95  
Rosson, Ronnie, 1972  
Roque, Baeker, 1986-87  
Rowland, Kyle, 1980  
Rusk, Chandler, 2010-12  
Russell, Jack D., 1953-54

### -S-

Sanders, Jim, 1987-90  
Scenniers, Neal, 1954-55  
Schauer, Hal, 1969  
Scherer, Brian, 2008-11  
Schrade, Mike, 1991-95  
Schaner, Hal, 1968  
Schroeder, Paul, 1968  
Scott, Sandy, 2016-current  
Seligmann, Larry, 1979-82  
Sheffield, Bucky, 1972  
Shepperson, John, 1968-69  
Sheridan, Mike, 1968-69  
Simmons, King, 1986  
Simon, Jacob, 2010  
Simnacher, Brad, 1983-87  
Skinner, Steve, 1978  
Smith, Blake, 1997-2000  
Smith, Brian, 2001-04  
Smith, Derek, 2004-2005  
Smith, James Kirk, 1970  
Smith, Jansen, 2018-current  
Smith, Matt, 2007-2011

Smith, Randy, 1971-72  
Sokolowski, Kurt, 1969  
Sordet, Clement, 2011-15  
Sparks, Laird, 1996-98  
Speckman, Don, 1970-71  
Spencer, Rodney, 1941-42  
Springer, Brent, 1986-8771  
Springer, Hayden, 2016-  
St. Germain, Jean, 1976-79  
Stegner, Scott, 1973-74  
Stenman, Erik, 2003  
Stewart, Jamie, 2019-current  
Stiegman, Bryan, 1973-76  
Stogner, Jay, 1988-89  
Stoltz, Jerry, 1948  
Stoltz, Joe A., 1950-53  
Stoops, Colin, 1992-93  
Storey, Cade, 2012-  
Strickland, Randal, 1983-87  
Strom, Adam, 2014-17  
Sturdivant, Ford, 1940-41  
Sylvester, Andy, 1986  
Symons, Tyler, 2005

### -T-

Tate, Phillip, 1995-99  
Telford, Lindsey, 1936-37  
Tillement, Pierre, 2012-  
Thompson, Steven, 1971  
Todd, Henry, 2011-16  
Trout, John R., 1949  
Tubb, Eddie Mack, 1961-62  
Turnbow, Tyson, 2012-2014

### -U-

Urncair, Jerry Daniel, 1966

### -V-

Vanderburg, Jack, 2014-15  
Vaughn, Joel, 1970  
Voight, Mike, 1985

### -W-

Walker, Jack, 1940-42  
Wallace, John, 1982  
Walters, Danny, 1975-76  
Waterhouse, Randy, 1979-80  
Ward, Chris, 2008-10  
Warden, G.W., 1952-53  
Watts, Jeff, 1980-84  
Weant, Nathan, 2012-2014  
Webster, Chris, 1999  
Wetter, Greg, 1993-97  
Weworski, Tyler, 2009-11  
White, Ronald, 1967-69  
Whittaker, James, 1968-71  
Wilcoxin, Jim, 1967-68  
Wilemon, Brad, 1968-70  
Wilemon, Stan, 1969-72  
Wiley, David, 1993  
Willcoxon, Erik, 1986-88  
Williams, Chad, 1977-78  
Williams, Mark, 1980

Williamson, Todd, 1986-87  
Willmann, Kyle, 2000-02  
Winfrey, Mike, 1988-89  
Winters, Dennis, 1979  
Wood, Kent, 1975-78  
Wooldridge, Jack Jr., 1977  
Woolley, Jim, 1986-88

### -Y-

Yates, Richard Lynn, 1963-64  
Younan-Wise, Jake, 2005-07  
Youngblood, Kevin, 1989-91

### -Z-

Zook, Chris, 1990  
Zucchetti, Federico, 2015-17

## HEAD COACHES

---

Gene Mitchell	1967-70, 81-83 (7)
Danny Mason	1971-78 (8)
Richard Whittenburg	1979-80 (2)
Greg Reynolds	1984-85 (2)
Tommy Wilson	1986-98 (13)
Jeff Mitchell	1999-2000 (2)
<b>Greg Sands</b>	<b>2001- pres.</b>



## Big 12 Team and Individual Bests

Individual Low Round:	65, Chris Ward (2010)
Team Low Round:	281 (2016)
* Individual 72-Hole Score:	279, Chris Ward (2010)
* Team 72-Hole Score:	1,152 (2010)
Individual 54-Hole Score:	205, Sandy Scott (2019)
Team 54-Hole Score:	844 (2019)
Individual Finish:	1st, Chris Ward (2010)
Team Finish:	2nd (2014)
*Format changed to 72 holes in 2008	

## NCAA REGIONAL APPEARANCES

Year	Tournament/Location	Finish/Score
1992	Central/Mckinney, Texas	t11th of 21/902
1995	Central/Montgomery, Texas	18th of 21/909
1996	Central/Ann Arbor, Mich.	t16th of 21/900
2002	West/Albuquerque, N.M.	t10th of 30/887
2003	Central/Manhattan, Kan.	12th of 27/874
2004	Central/West Lafayette, Ind.	13th of 27/917
2005	Central/South Bend, Ind.	21st of 27/883
2006	East/Orlando, Fla.	3rd of 27/873
2007	Central/Sugar Grove, Ill.	7th of 27/907
2008	West/Bremerton, Wash.	12th of 27/889
2009	Southwest/Austin, Texas	2nd of 13/876
2010	S. Central/College Station, Texas	1st of 14/851
2011	Southwest/Tucson, Ariz.	9th of 14/858
2012	East/Greensboro, N.C.	10th of 14/895
2013	Columbus, Ohio	5th of 13/879
2014	Raleigh, N.C.	6th of 13 /864
2015	Lubbock, Texas	2nd of 13/834
2016	Albuquerque, N.M.	7th of 14/907
2017	College Grove, Tenn.	9th of 14/883
2018	Columbus, Ohio	5th of 13/870
2019	Myrtle Beach, South Carolina	9th of 14/865
*2020 Canceled due to COVID-19 pandemic		

## NCAA Regional Team and Individual Bests

Individual Low Round:	(66, Hannes Ronneblad, '15)
Team Low Round:	(274, 2015)
Individual Three Round Score:	205, Clement Sordet (67-69-69-205)
Team 54-hole Score:	(834, 2014-15)
Individual Finish:	(T-1st, Clement Sordet, 2015)
Team Finish:	(1st, 2010)

## NCAA CHAMPIONSHIPS APPEARANCES

Year	Location	Finish/Score
1956	Columbus, Ohio	t10th of 31/614
1959	Eugene, Ore.	t7th of 20/586
1960	Colorado Springs, Colo.	28th of 34/644
1976	Albuquerque, N.M.	t15th of 29/1203
2002	Columbus, Ohio	t24th of 30/1169
2006	Sunriver, Ore.	Missed Cut
2007	Williamsburg, Va.	Missed Cut
2009	Toledo, Ohio	t23rd of 30/900
2010	Ootelwah, Tenn.	5th of 30/867
2013	Atlanta, Georgia	14th of 30, 847
2015	Bradenton, Fla.	17th of 30, 891
2018	Stillwater, Okla.	Quarterfinalist

## TEAM TOURNAMENT (Sands Era)

Wins:	24
UTSA Invitational	2000-01
Mid-Pines Intercollegiate	2001-02
SFA Crown Classic	2001-02
UTSA Invitational	2002-03
Hyatt Plantation Club Intercollegiate, Aggie Invitational	2005-06
Shoal Creek Invitational	2007-08
Oklahoma Intercollegiate	2007-08
Herb Wimberly Intercollegiate	2007-08
UTSA Invitational	2008-09
Ron Smith/USF Intercollegiate	2008-09
UTSA Invitational	2009-10
NCAA South Central Regional	2009-10
UTSA/Oak Hills Invitational	2010-11
UTSA/Oak Hills Invitational	2011-12
Middlebrook Bank Intercollegiate	2013-14
Lone Star Invitational	2014-15
El Macero Classic	2015-16
Amer Ari Invitational	2016-17
Hawkeye Invitational	2016-17
Wyoming Desert Intercollegiate	2018-19
El Macero Classic	2018-19
The Carmel Cup	2019-20
Iverness Intercollegiate	2019-20
Big 12 Match Play Tournament	2019-20

## INDIVIDUAL TOURNAMENT (Sands Era)

Wins:	27
Kyle Willmann, Border Olympics	2000-01
Kyle Willmann, Mid-Pines Classic	2001-02
David Bolen, Lamar Intercollegiate	2001-02
Oscar Floren, Mercedes-Benz Collegiate	2005-06
Oscar Floren & Andrew Dresser, Hyatt Plantation Club Intercollegiate	2005-06
Oscar Floren, Aggie Invitational	2005-06
Will Griffin, Shoal Creek Intercollegiate	2007-08
Sergio Franky, Herb Wimberly Intercollegiate	2007-08
Chris Ward, UTSA Invitational	2008-09
Santiago Rivas, Ron Smith/USF Intercollegiate	2008-09
Chris Ward, Big 12 Championships	2009-10
Nils Floren, Carpet Capital Collegiate	2009-10
Clement Sordet, UTSA/Oak Hills Invitational	2011-12
Finley Ewing, Morris Williams Intercollegiate	2012-13
Clement Sordet, Middleburg Bank Intercollegiate	2013-14
Clement Sordet, Wyoming Desert Invitational	2014-15
Hannes Ronneblad, Lone Star Invitational	2014-15
Fredrik Nilehn, The Carmel Cup	2016-17
Fredrik Nilehn, Amer Ari Invitational	2016-17
Hannes Ronneblad, Bandon Dunes Invitational	2016-17
Hurly Long, The Carmel Cup	2017-18
Fredrik Nilehn, Wyoming Desert Intercollegiate	2017-18
Fredrik Nilehn, Lampkin Grips SD Classic	2017-18
Sandy Scott, El Macero Classic	2018-19
Sandy Scott, The Carmel Cup	2019-20
Andy Lopez, Iverness Intercollegiate	2019-20
Markus Braadlie, Little Rock First Tee	2019-20
Kyle Hogan, Maridoe Collegiate	2020-21
Ludvig Aberg, The Prestige	2020-21
Ludvig Aberg, Thunderbird Collegiate	2020-21



**Top 54-Hole Scores (all-time)**

Rk	Rd	Player	Tournament
1.	197	Hurly Long	2017 Carmel Cup
2.	200	Fredrik Nilehn	2017 Amer Ari Invitational
3.	201	Ludvig Aberg	2021 Thunderbird Collegiate
	201	Will Griffin	2006 Jerry Pate National
4.	202	Mark Allen	1989 NMMI Invitational
	202	Chris Ward	2009 UTSA Inter.
	202	Fredrik Nilehn	2018 Desert Intercollegiate
6.	203	Jake Y.-Wise	2006 UH-Hilo Inter.
	203	Fredrik Nilehn	2016 Carmel Cup
8.	204	Mark Allen	1988 NMMI Invitational

**Top 10 All-Time Tournament Winners**

Rk	Wins	Player	Tournament
1.	5	Clement Sordet	2011 The Carmel Cup 2012 UTSA/Oak Hills 2013 Black Horse Match 2014 Middleburg Bank 2015 Wyoming Desert
T2.	4	Bryan Novoa	1994 Border Olympics 1996 Crown Colony 1996 Border Olympics 1996 SWC Champs.
	4	Fredrik Nilehn	2016 Carmel Cup 2017 Amer Ari Invitational 2018 Wyoming Desert Collegiate 2018 Lampkin Grips SD Classic
4.	3	Oscar Floren	2006 Mercedes-Benz 2006 Hyatt Plantation 2006 Aggie Invitational
5.	2	Sandy Scott	2019 El Macero Classic 2019 The Carmel Cup
	2	Nils Floren	2011 Oak Hills Invitational 2009 Carpet Capital
	2	Kevin Youngblood	1988 Coody Inter. 1990 Charles Coody
	2	Collin Stoops	1992 NMSU Classic 1993 Baylor Inter.
	2	Chris Mathis	1994 Rice Invitational 1995 Red Raider Inter.
	2	Kyle Willmann	2001 Mid-Pines 2001 Border Olympics
	2	Hannes Ronneblad	2015 Lone Star Invitational 2017 Bandon Dunes Invitational
	2	Ludvig Aberg	2021 The Prestige 2021 Thunderbird Collegiate

**Top 10 Single-Season Stroke Averages (Min. 20 rounds)**

Rk	Avg	Player	Season
1.	70.2	Sandy Scott	2018-19
2.	70.5	Sandy Scott	2019-20
3.	70.9	Clement Sordet	2014-15
T4.	71.2	Oscar Floren	2006-07
	71.2	Andy Lopez	2019-20
6.	71.3	Kyle Hogan	2019-20
7.	71.5	Oscar Floren	2005-06
8.	71.6	Markus Braadlie	2019-20
9.	72.0	Hannes Ronneblad	2016-17
10.	72.1	Andrew Dresser	2005-06
	72.2	Nils Floren	2010-11
	72.2	Mito Pereira	2014-15
	72.2	Ivan Ramirez	2016-17
	72.3	Andrew Dresser	2003-04
	72.3	Nils Floren	2009-10
	72.3	Fredrik Nilehn	2016-17

**Low Round**

Rk	Rd	Player	Tournament
1.	61	Hurly Long	2017 Carmel Cup
	61	Finley Ewing IV	2012 Royal Oaks Inter.
3.	62	Will Griffin	2006 Jerry Pate National
4.	63	Guillermo Pereira	2014 Tavistock Collegiate
5.	64	Oscar Floren	2004 ASU Thunderbird
	64	Mark Allen	1989 NMMI Invitational
	64	Kyle Willmann	2002 Maxwell
8.	65	Mark Allen	1988 NMMI Invitational
	65	Collin Stoops	1992 NMSU/Coca-Cola
	65	David Bolen	2001 Mid-Pines
	65	Nick Williams	2006 WTAMU Inv.
	65	Garrett Merrell	2006 Jerry Pate National
	65	Chris Ward	2009 UTSA Inter.
	65	Hannes Ronneblad	2017 Bandon Dunes
	65	Fredrik Nilehn	2018 Desert Intercollegiate
	65	Andy Lopez	2020 Colonial Collegiate
	65	Garrett Martin	2021 Thunderbird Collegiate
	65	Ludvig Aberg	2021 Texas Invitational
	65	Ludvig Aberg	2021 Cabo Collegiate



**SOUTHWEST CONFERENCE CHAMPIONSHIPS**

Year	Champion	Medalist	Tech	
1958	Arkansas	Dan Massengale (TCU)		6th
1959	Texas Tech	Gene Teter (SMU)	1st	
1960	Texas A&M	John Lively (A&M)	3rd	
		Dick Double (UT)		
		Terry Dill (UT)		
1961	Texas A&M	Chris Blocker (Tech)		2nd
1962	Texas A&M	John Lively (A&M)	6th	
1963	Texas A&M	Eugene Byrd (A&M)		4th
1964	Texas	Pat Thompson (UT)		2nd
1965	Texas	Randy Geiselman (UT)		3rd
1966	Baylor	Mason Adkins (UT)		7th
1967	Texas A&M	Robert McKinney (Tech)		5th
1968	Texas	Jess Claiborne (TCU)		4th
1969	Texas A&M	Rick Massengale (UT)		3rd
1970	Texas	Dean Overturf (UT)		3rd
1971	Texas Tech	Steve Veriato (A&M)		1st
1972	Texas	Ben Crenshaw (UT)		6th
1973	Texas	Ben Crenshaw (UT)		3rd
1974	Houston	Keith Fergus (UH)	3rd	
1975	Houston	Lance Broeck (UT)		4th
1976	Houston	Keith Fergus (UH)	3rd	
1977	Houston	Ed Fiori (UH)		8th
1978	Houston	Terry Snodgrass (UH)		9th
1979	Houston	Fred Couples (UH)		7th
1980	Houston	Ray Barr (UH)		6th
1981	Houston	Ray Barr (UH)		8th
1982	Texas A&M	Danny Briggs (A&M)		8th
1983	Texas	Brandel Chamblee (UT)		8th
1984	Houston	Steve Elkington (UH)		7th
		John Slaughter (UH)		
1985	Houston	Steve Elkington (UH)		6th
1986	TCU	Jim Sorenson (TCU)		8th
1987	Texas A&M	Tray Tyner (UH)		9th
1988	SMU	Chip Carter (SMU)	9th	
1989	Texas	Mark Pfingston (Rice)		6th
1990	Texas	Bobby Gee (A&M)	8th	
1991	Texas	Justin Leonard (UT)		8th
1992	Texas	Justin Leonard (UT)		7th
		Jason Hill (BU)		
1993	Texas	Justin Leonard (UT)		8th
1994	Texas	Justin Leonard (UT)		8th
1995	Texas	Lance Combrink (UH)		7th
		Dru Fenimore (A&M)		
		Anthony Rodriguez (A&M)		
		Jim Skinner (SMU)		
1996	Texas Tech	Bryan Novoa (Tech)		1st

**ALL-AMERICANS****FIRST-TEAM ALL-AMERICANS**

2004 Oscar Floren  
 2005 Oscar Floren  
 2006 Oscar Floren  
 2006 Andrew Dresser  
 2006 Oscar Floren (first player named to the PING First Team)  
 2010 Nils Floren

**SECOND-TEAM ALL-AMERICANS**

2010 Christopher Ward  
 2015 Clement Sordet  
 2019 Sandy Scott  
 2020 Sandy Scott

**THIRD-TEAM ALL-AMERICANS**

1996 Bryan Novoa  
 2006 Andrew Dresser  
 2011 Nils Floren

**HONORABLE MENTION ALL-AMERICANS**

1976 Jeff Mitchell  
 1989 Mike Winfrey  
 2007 Oscar Floren  
 2020 Andy Lopez  
 2020 Kyle Hogan

**PING ALL-REGION TEAM**

2012 Clement Sordet  
 2013 Finley Ewing IV  
 2016 Hannes Ronneblad  
 2017 Fredrik Nilehn  
 2017 Ivan Ramirez  
 2017 Hannes Ronneblad  
 2019 Sandy Scott & Ivan Ramirez  
 2020 Sandy Scott, Andy Lopez, Kyle Hogan, Markus Braadlie

**MAJOR AMATEUR TITLES**

Matias Dominguez - Latin American Amateur Championship (2015)

**MASTERS APPEARANCES**

Matias Dominguez - 2015

**WALKER CUP APPEARANCES**

Sandy Scott - 2019



## INDIVIDUAL HONORS

### BIG 12 PLAYER OF THE YEAR

2018.....Fredrik Nilehn

### GCAA Central Region Coach of the Year

2020 ..... Greg Sands

### BEN HOGAN AWARD SEMIFINALIST

2018.....Fredrik Nilehn

### HASKINS AWARD SEMIFINALIST

2018.....Fredrik Nilehn

### NICKLAUS AWARD SEMIFINALIST

2018.....Fredrik Nilehn

### ARNOLD PALMER CUP INTERNATIONAL TEAM

2019..... Ivan Ramirez

2019..... Sandy Scott

2020..... Ludvig Aberg

### ALL-BIG 12

2004 ..... Andrew Dresser

2005 ..... Oscar Floren

2006 ..... Andrew Dresser

2007 ..... Oscar Floren

2008 ..... Garrett Merrell

2008 ..... Chris Ward

2009 ..... Nils Floren

2010 ..... Nils Floren

2010 ..... Chris Ward

2011 ..... Nils Floren

2011 ..... Matt Smith

2013 ..... Finley Ewing IV

2015..... Hannes Ronneblad

2018..... Fredrik Nilehn

2019..... Sandy Scott

### BIG 12 SCHOLAR ATHLETE OF THE YEAR

2013 ..... Finley Ewing IV

### ALL BIG 12 TOURNAMENT TEAM

2021..... Ludvig Aberg

2019..... Sandy Scott

2017..... Fredrik Nilehn, Ivan Ramirez

2015..... Clement Sordet, Mito Pereira, Wes Artac

2014..... Clement Sordet, Hannes Ronneblad

2012..... Clement Sordet, Matias Dominguez

2011..... Chandler Rusk, Will Griffin

2010..... Nils Floren, Chris Ward

2008..... Garrett Merrell, Chris Ward

2007..... Oscar Floren

2006..... Andrew Dresser

2004..... Oscar Floren

2003..... Andrew Dresser

2002..... Kyle Willman

2000..... David Bolen

### GCAA ALL-ACADEMIC TEAM

2017.. Team (Hurly Long, Fredrik Nilehn, Hannes Ronneblad, Federico Zucchetti)

2016..... Team

2015..... Team

2014 ..... Henry Todd

2013 ..... Matias Dominguez

..... Drew Dorsey

..... Finley Ewing IV

..... Esteban Restrepo

..... Clement Sordet

..... Henry Todd

..... Tyson Turnbow

..... Nathan Weant

### ACADEMIC ALL-AMERICANS

2005 ..... Nicolas Allain

2005 ..... Andrew Dresser

2006 ..... Andrew Dresser

2006 ..... Oscar Floren

2013 ..... Finley Ewing IV

2016..... Hannes Ronneblad & Henry Todd

2019..... Sandy Scott & Ivan Ramirez

### ACADEMIC ALL-CONFERENCE (BIG 12)

2001 ..... David Bolen

2001 ..... Corey Henegar

2001 ..... Mark Hull

2001 ..... Brooks Kelly

2001 ..... Trey Pyka;

2002 ..... Mark Hull;

2003 ..... Trey Pyka

2003 ..... Brian Smith

2004 ..... Andrew Dresser

2004 ..... William Haddrell

2004 ..... Brad Jacobson

2004 ..... Brian Smith

2005 ..... Andrew Dresser

2005 ..... Oscar Floren

2006 ..... Andrew Dresser

2006 ..... Oscar Floren

2006 ..... Casey Jones

2007 ..... Oscar Floren

2007 ..... Garrett Merrell

2008 ..... Garrett Merrell

2009 ..... Nils Floren

2009 ..... Garrett Merrell

2009 ..... Santiago Rivas

2009 ..... Chris Ward

2010 ..... Finley Ewing IV (First Team)

2010 ..... Chris Ward (First Team)

2010 ..... Nils Floren (Second Team)

2011 ..... Tyler Weworski (First Team)

2011 ..... Nils Floren (Second Team)

2011 ..... Sergio Franky (Second Team)

2012 ..... Finley Ewing (First Team)

2013 ..... Finley Ewing IV (First Team)

2013 ..... Henry Todd (First Team)

2013 ..... Nathan Weant (First Team)

2013 ..... Matias Dominguez (Second Team)

2013 ..... Clement Sordet (Second Team)

2014 ..... Clement Sordet (First Team)

2014 ..... Henry Todd (First Team)

2015..... Hannes Ronneblad (First Team)

2016..... Wes Artac (First Team)

2016..... Hannes Ronneblad (First Team)

2016..... Henry Todd (First Team)

2016..... Adam Strom (First Team)

2017..... Hannes Ronneblad (First Team)

2017..... Hurly Long (First Team)

2017..... Ivan Ramirez (First Team)

2017..... Federico Zucchetti (First Team)

2018..... Hurly Long (First Team)

2018..... Fredrik Nilehn (First Team)

2018..... Ivan Ramirez (First Team)

2018..... Kyle Hogan (First Team)

2018..... Sandy Scott (First Team)

2018..... Wes Artac (Second Team)

2019..... Kyle Hogan (First Team)

2019..... Ivan Ramirez (First Team)

2019..... Sandy Scott (First Team)

2019..... Robert Rickard (First Team)

2020..... Sandy Scott (First Team)

2020..... Kyle Hogan (First Team)

2020..... Andy Lopez (First Team)

2020..... Markus Braadlie (First Team)

2021..... Garrett Martin (First Team)

2021..... Ludvig Aberg (First Team)

2021..... Andy Lopez (First Team)

2021..... Kyle Hogan (First Team)

2021..... Sandy Scott (First Team)



Date: 04-28-2021 NCAA Men's Golf Scores for Texas Tech

Account: M0526 Division: 1 Region: C

@=Minimum Rounds for Rating: 8

Total Pages of Report: 29

[HELP FILE](#) on how to read Ranking Comparison Files.



**Tournaments** 13      **Rounds** 35.0      **Average Score** 287.55      **Versus Par** +2.72      **Adjusted** -0.60

<b>RATINGS:</b>	<b>National</b>	<b>Region</b>	<b>Division</b>
@ Score vs. Par:	76	16	61
@ Adjusted:	27	7	25
<b>Golfstat RANK:</b>		8	22

<b>Golfstat SEASON RANKING HISTORY:</b>													
AS OF:	Oct 15	Oct 31	Nov 15	Dec 31	Feb 28	Mar 15	Mar 31	Apr 15	Apr 30	May 15	Final	Best	Worst
Ranking:	--	--	--	24	21	19	25	26	22	--	--	18	26
Relative %:	--	--	--	58.21%	78.87%	83.29%	83.03%	84.15%	85.42%	--	--	85.61%	58.21%
Comparative:	--	--	--	32- 25	180- 22	213- 17	230- 25	254- 24	258- 21	--	--	+237	+7

<b>Tournaments</b>	<b>Dates</b>	<b>Finish</b>	<b>Scores</b>	<b>Adjusted</b>	
				<b>Total</b>	<b>Score</b>
Colonial Collegiate Invite	09/28-09/29	3- 10	288 +8 285 +5 277 -3	850	830.33
Maridoe Collegiate Invite	10/18-10/20	8- 12	310 +22 297 +9 296 +8	903	876.60
East Lake Cup - Stroke	10/26-10/26	3- 4	286 -2	286	290.23
The Prestige	02/15-02/17	8- 24	293 +9 281 -3 295 +11	869	859.31
Cabo Coll. at TPC San Antonio	03/01-03/03	4- 16	306 +18 295 +7 271 -17	872	852.27
George Hannon Collegiate	03/15-03/16	T2- 13	286 +2 282 -2 275 -9	843	836.60
Old Waverly Collegiate	03/26-03/28	10- 14	290 +2 288 E 292 +4	870	877.70
The Aggie Invitational	04/09-04/11	4- 17	298 +10 288 E 287 -1	873	856.31
Thunderbird Collegiate	04/16-04/17	4- 17	272 -12 273 -11 279 -5	824	836.59
Big 12 Men's Championship	04/26-04/28	5- 10	301 +21 289 +9 280 E 279 -1	1149	1126.67


<b>Match Play</b>	<b>Dates</b>	<b>Matches</b>		
Big 12 Match Play Championship	10/02-10/04	Kansas L-2.5-3.5	Okla. St. T-3-3	Texas L-2.5-3.5
Big 12 Match Play Final Day	10/02-10/04	Iowa State W-5-1		
East Lake Cup - Match Play	10/27-10/28	Pepperdine L-2-3	Texas L-0-5	



Date: 04-28-2021 NCAA Men's Golf Scores for Texas Tech


Account: M0526 Division: 1 Region: C

@=Minimum Rounds for Rating: 8



\*=Score used in Team Score #=Played as Individual

**Tournaments**      **Rounds**      **Average Score**      **Versus Par**      **Adjusted**  
 8                      25.0                      72.92                      +1.60                      +0.79

<b>RATINGS:</b>	<b>National</b>	<b>Region</b>	<b>Division</b>
@ Score vs. Par:	587	134	434
@ Adjusted:	336	76	248
 <b>RANK:</b>		63	233

<b>Tournaments</b>	<b>Dates</b>	<b>Finish</b>	<b>Scores</b>	<b>Total</b>	<b>Adjusted Score</b>
# Maridoe Collegiate Invite	10/18-10/20	1-	71 74 +2 68 -4 73 +1	215	208.40
The Prestige	02/15-02/17	T91-	120 *77 +6 76 +5 *73 +2	226	223.58
Cabo Coll. at TPC San Antonio	03/01-03/03	T13-	88 *75 +3 *70 -2 *72 E	217	212.07
George Hannon Collegiate	03/15-03/16	T24-	75 *71 E *71 E 75 +4	217	215.40
Old Waverly Collegiate	03/26-03/28	T33-	84 *70 -2 *72 E *76 +4	218	219.92
The Aggie Invitational	04/09-04/11	T39-	96 *76 +4 *72 E 77 +5	225	220.83
Thunderbird Collegiate	04/16-04/17	T47-	96 *72 +1 *69 -2 73 +2	214	217.15
Big 12 Men's Championship	04/26-04/28	T19-	50 *77 +7 *72 +2 *70 E *72 +2	291	285.42

### STATVIEW RANKINGS

FORMAT: Statistic followed by National Rank and Total Ranked. N/A=Not available NR=Not enough Rounds to be Ranked

Low Round	68	833	8693	Most Sub Holes	7	229	8194	1st Round Avg	73.57	872	5274
Last Round Avg	74.14	1186	5217	Par 3 Scoring	3.14	391	3994	Par 4 Scoring	4.16	766	3768
Par 5 Scoring	4.77	616	3533	Eagles	1	1104	2891	Birdies	64	457	8186
Subpar Strokes/Rd	3.14	799	3912	Pars per Round	10.95	751	3916	Ham & Egg	N/A		
Bogeys per Round	3.48	737	3916	Db. Bogeys/Rd	.38	431	3916	Other Scores/Rd	.10	1188	3916
Fairways Hit	N/A			Bird Conversion	N/A			Putting Par	N/A		
GIR	N/A			GIR <=15ft.	N/A			Par 3 GIR	N/A		
Average Putts	N/A			Putts on GIR	N/A			3 Putt Holes	N/A		
Non-Sand Up&Dn	N/A			Sand Saves	N/A			Total Short Game	N/A		

Date: 04-28-2021 NCAA Men's Golf Scores for Texas Tech


Account: M0526 Division: 1 Region: C

@=Minimum Rounds for Rating: 8

# Andy Lopez SR

\* = Score used in Team Score # = Played as Individual

<b>Tournaments</b>	<b>Rounds</b>	<b>Average Score</b>	<b>Versus Par</b>	<b>Adjusted</b>
11	29.0	73.22	+2.09	+1.36

<b>RATINGS:</b>	<b>National</b>	<b>Region</b>	<b>Division</b>
@ Score vs. Par:	837	187	608
@ Adjusted:	517	129	387
 RANK:		73	273

Tournaments	Dates	Finish	Scores	Total	Adjusted Score
Colonial Collegiate Invite	09/28-09/29	T10- 60	76 +6 *72 +2 *65 -5	213	208.08
Maridoe Collegiate Invite	10/18-10/20	T43- 71	83 +11 *75 +3 *73 +1	231	224.40
East Lake Cup - Stroke	10/26-10/26	T11- 20	*72 E	72	73.06
George Hannon Collegiate	03/15-03/16	T18- 75	75 +4 *72 +1 *68 -3	215	213.40
Old Waverly Collegiate	03/26-03/28	T65- 84	*75 +3 79 +7 *70 -2	224	225.92
The Aggie Invitational	04/09-04/11	T6- 96	*75 +3 *71 -1 *71 -1	217	212.83
Thunderbird Collegiate	04/16-04/17	T51- 96	73 +2 73 +2 *69 -2	215	218.15
Big 12 Men's Championship	04/26-04/28	T39- 50	*77 +7 *71 +1 76 +6 73 +3	297	291.42

Match Play	Dates	Matches
Big 12 Match Play Championship	10/02-10/04	Harry Hillier (Kansas) L-1UP Eugenio Lopez-Chacarra (Okla. St.) HALF Hunter Ostrom (Texas) L-1UP
Big 12 Match Play Final Day	10/02-10/04	Ricky Costello (Iowa State) W-4&2
East Lake Cup - Match Play	10/27-10/28	Dylan Menante (Pepperdine) L-2UP Travis Vick (Texas) L-1UP

## STATVIEW RANKINGS

FORMAT: Statistic followed by National Rank and Total Ranked. N/A=Not available NR=Not enough Rounds to be Ranked

Low Round	65	105	<sup>8693</sup>	Most Sub Holes	6	741	<sup>8194</sup>	1st Round Avg	75.57	1860	<sup>5274</sup>
Last Round Avg	69.71	20	<sup>5217</sup>	Par 3 Scoring	3.04	68	<sup>3994</sup>	Par 4 Scoring	4.14	666	<sup>3768</sup>
Par 5 Scoring	4.98	1888	<sup>3533</sup>	Eagles	N/A			Birdies	51	927	<sup>8186</sup>
Subpar Strokes/Rd	2.68	1484	<sup>3912</sup>	Pars per Round	11.63	142	<sup>3916</sup>	Ham & Egg	N/A		
Bogeys per Round	3.05	310	<sup>3916</sup>	Db. Bogeys/Rd	.63	1361	<sup>3916</sup>	Other Scores/Rd	.00	1	<sup>3916</sup>
Fairways Hit	N/A			Bird Conversion	N/A			Putting Par	N/A		
GIR	N/A			GIR <=15ft.	N/A			Par 3 GIR	N/A		
Average Putts	N/A			Putts on GIR	N/A			3 Putt Holes	N/A		
Non-Sand Up&Dn	N/A			Sand Saves	N/A			Total Short Game	N/A		

Date: 04-28-2021 NCAA Men's Golf Scores for Texas Tech

Account: M0526 Division: 1 Region: C

@=Minimum Rounds for Rating: 8



# Markus Braadlie JR

\*=Score used in Team Score #=Played as Individual

**Tournaments**      **Rounds**      **Average Score**      **Versus Par**      **Adjusted**  
 5                      12.0                      72.60                      +0.90                      +0.43

<b>RATINGS:</b>	<b>National</b>	<b>Region</b>	<b>Division</b>
@ Score vs. Par:	348	73	258
@ Adjusted:	248	50	185
RANK:		46	163

<b>Tournaments</b>	<b>Dates</b>	<b>Finish</b>	<b>Scores</b>	<b>Total</b>	<b>Adjusted Score</b>
# Maridoe Collegiate Invite	10/18-10/20	T21-	71 70 -2 78 +6 76 +4	224	217.40
East Lake Cup - Stroke	10/26-10/26	T15-	20 74 +2	74	75.06
The Prestige	02/15-02/17	T36-	120 *71 E *72 +1 *75 +4	218	215.58
# DBU Men's Classic	04/05-04/06	T2-	98 69 -3 70 -2 71 -1	210	213.28

<b>Match Play</b>	<b>Dates</b>	<b>Matches</b>
East Lake Cup - Match Play	10/27-10/28	Joe Highsmith (Pepperdine) L-4&3      Pierceson Coody (Texas) L-2&1

## STATVIEW RANKINGS

FORMAT: Statistic followed by National Rank and Total Ranked. N/A=Not available NR=Not enough Rounds to be Ranked

Low Round	69 1348 <sup>8693</sup>	Most Sub Holes	6 <b>741</b> <sup>8194</sup>	1st Round Avg	71.00 <b>107</b> <sup>5274</sup>
Last Round Avg	74.00 1083 <sup>5217</sup>	Par 3 Scoring	3.15 434 <sup>3994</sup>	Par 4 Scoring	4.07 <b>215</b> <sup>3768</sup>
Par 5 Scoring	4.89 NR	Eagles	N/A	Birdies	36 1734 <sup>8186</sup>
Subpar Strokes/Rd	3.60 <b>324</b> <sup>3912</sup>	Pars per Round	10.50 1345 <sup>3916</sup>	Ham & Egg	N/A
Bogeys per Round	3.30 543 <sup>3916</sup>	Db. Bogeys/Rd	.60 1212 <sup>3916</sup>	Other Scores/Rd	.00 <b>1</b> <sup>3916</sup>
Fairways Hit	N/A	Bird Conversion	N/A	Putting Par	N/A
GIR	N/A	GIR <=15ft.	N/A	Par 3 GIR	N/A
Average Putts	N/A	Putts on GIR	N/A	3 Putt Holes	N/A
Non-Sand Up&Dn	N/A	Sand Saves	N/A	Total Short Game	N/A

Date: 04-28-2021 NCAA Men's Golf Scores for Texas Tech

Account: M0526 Division: 1 Region: C

@=Minimum Rounds for Rating: 8

# Garrett Martin SO

\*=Score used in Team Score #=Played as Individual

<b>Tournaments</b>	<b>Rounds</b>	<b>Average Score</b>	<b>Versus Par</b>	<b>Adjusted</b>
13	35.0	72.72	+1.52	+0.69

RATINGS:	National	Region	Division
@ Score vs. Par:	558	126	415
@ Adjusted:	301	68	223
RANK:		48	174

Tournaments	Dates	Finish	Scores	Total	Adjusted Score
Colonial Collegiate Invite	09/28-09/29	T28-	60 77 +7 73 +3 *70 E	220	215.08
Maridoe Collegiate Invite	10/18-10/20	T7-	71 *76 +4 *70 -2 *73 +1	219	212.40
East Lake Cup - Stroke	10/26-10/26	T4-	20 *70 -2	70	71.06
The Prestige	02/15-02/17	T87-	120 *76 +5 *72 +1 77 +6	225	222.58
Cabo Coll. at TPC San Antonio	03/01-03/03	T36-	88 83 +11 *74 +2 *67 -5	224	219.07
George Hannon Collegiate	03/15-03/16	T3-	75 *69 -2 *69 -2 *70 -1	208	206.40
Old Waverly Collegiate	03/26-03/28	T27-	84 *71 -1 *73 +1 *73 +1	217	218.92
The Aggie Invitational	04/09-04/11	T45-	96 78 +6 76 +4 *72 E	226	221.83
Thunderbird Collegiate	04/16-04/17	T9-	96 *65 -6 *68 -3 *71 E	204	207.15
Big 12 Men's Championship	04/26-04/28	T35-	50 *76 +6 79 +9 *70 E *71 +1	296	290.42

Match Play	Dates	Matches	
Big 12 Match Play Championship	10/02-10/04	Zach Sokolosky (Kansas) W-4&3	Rasmus Neergaard-Petersen (Okla. St.) L-2&1
		Cole Hammer (Texas) W-1UP	
Big 12 Match Play Final Day	10/02-10/04	Brock Barnhart (Iowa State) W-3&2	
East Lake Cup - Match Play	10/27-10/28	Derek Hitchner (Pepperdine) L-6&4	Christoffer Bring (Texas) L-6&5

## STATVIEW RANKINGS

FORMAT: Statistic followed by National Rank and Total Ranked. N/A=Not available NR=Not enough Rounds to be Ranked

Low Round	65	105	<sup>8693</sup>	Most Sub Holes	7	229	<sup>8194</sup>	1st Round Avg	73.89	1029	<sup>5274</sup>
Last Round Avg	71.44	192	<sup>5217</sup>	Par 3 Scoring	3.21	871	<sup>3994</sup>	Par 4 Scoring	4.11	428	<sup>3768</sup>
Par 5 Scoring	4.74	470	<sup>3533</sup>	Eagles	3	198	<sup>2891</sup>	Birdies	76	207	<sup>8186</sup>
Subpar Strokes/Rd	3.28	621	<sup>3912</sup>	Pars per Round	11.04	643	<sup>3916</sup>	Ham & Egg	N/A		
Bogeys per Round	3.40	642	<sup>3916</sup>	Db. Bogeys/Rd	.28	201	<sup>3916</sup>	Other Scores/Rd	.12	1458	<sup>3916</sup>
Fairways Hit	N/A			Bird Conversion	N/A			Putting Par	N/A		
GIR	N/A			GIR <=15ft.	N/A			Par 3 GIR	N/A		

Date: 04-28-2021 NCAA Men's Golf Scores for Texas Tech


Account: M0526 Division: 1 Region: C

@=Minimum Rounds for Rating: 8

# **Ludvig Aberg SO**

\*-=Score used in Team Score #-=Played as Individual

<b>Tournaments</b>	<b>Rounds</b>	<b>Average Score</b>	<b>Versus Par</b>	<b>Adjusted</b>
11	32.0	70.86	-0.32	-1.22

<b>RATINGS:</b>	<b>National</b>	<b>Region</b>	<b>Division</b>
@ Score vs. Par:	92	18	68
@ Adjusted:	30	4	22
 RANK:		5	31

Tournaments	Dates	Finish	Scores	Total	Adjusted Score
Colonial Collegiate Invite	09/28-09/29	T10-	60 *72 +2 73 +3 *68 -2	213	208.08
Maridoe Collegiate Invite	10/18-10/20	T21-	71 *76 +4 *74 +2 *74 +2	224	217.40
The Prestige	02/15-02/17	T1-	120 *69 -2 *67 -4 *73 +2	209	206.58
Cabo Coll. at TPC San Antonio	03/01-03/03	T5-	88 *75 +3 *74 +2 *65 -7	214	209.07
George Hannon Collegiate	03/15-03/16	T3-	75 *73 +2 *70 -1 *65 -6	208	206.40
Old Waverly Collegiate	03/26-03/28	T40-	84 *74 +2 *72 E *73 +1	219	220.92
The Aggie Invitational	04/09-04/11	T6-	96 *73 +1 *73 +1 *71 -1	217	212.83
Thunderbird Collegiate	04/16-04/17	T1-	96 *67 -4 *67 -4 *67 -4	201	204.15
Big 12 Men's Championship	04/26-04/28	4-	50 *71 +1 *72 +2 *66 -4 *70 E	279	273.42

Match Play	Dates	Matches
Big 12 Match Play Championship	10/02-10/04	Sion Audrain (Kansas) W-6&5 Aman Gupta (Okla. St.) L-3&2 Pierceson Coody (Texas) L-3&2
Big 12 Match Play Final Day	10/02-10/04	Tripp Kinney (Iowa State) W-5&4

## STATVIEW RANKINGS

FORMAT: Statistic followed by National Rank and Total Ranked. N/A=Not available NR=Not enough Rounds to be Ranked

Low Round	65	105	8693	Most Sub Holes	8	70	8194	1st Round Avg	72.38	437	5274
Last Round Avg	69.50	13	5217	Par 3 Scoring	3.05	88	3994	Par 4 Scoring	4.00	39	3768
Par 5 Scoring	4.85	1030	3533	Eagles	N/A			Birdies	92	59	8186
Subpar Strokes/Rd	3.83	189	3912	Pars per Round	11.04	639	3916	Ham & Egg	N/A		
Bogeys per Round	2.75	142	3916	Db. Bogeys/Rd	.38	410	3916	Other Scores/Rd	.00	1	3916
Fairways Hit	N/A			Bird Conversion	N/A			Putting Par	N/A		
GIR	N/A			GIR <=15ft.	N/A			Par 3 GIR	N/A		
Average Putts	N/A			Putts on GIR	N/A			3 Putt Holes	N/A		
Non-Sand Up&Dn	N/A			Sand Saves	N/A			Total Short Game	N/A		

Date: 04-28-2021 NCAA Men's Golf Scores for Texas Tech

Account: M0526 Division: 1 Region: C

@=Minimum Rounds for Rating: 8

# Carl Didrik Meen Fosaas JR

\*=Score used in Team Score #=Played as Individual

**Tournaments** 9      **Rounds** 24.0      **Average Score** 72.48      **Versus Par** +0.90      **Adjusted** +0.50

<b>RATINGS:</b>	<b>National</b>	<b>Region</b>	<b>Division</b>
@ Score vs. Par:	349	74	259
@ Adjusted:	271	57	201
<b>Golfstat</b> RANK:		40	142

<b>Tournaments</b>	<b>Dates</b>	<b>Finish</b>	<b>Scores</b>	<b>Total</b>	<b>Adjusted Score</b>
Colonial Collegiate Invite	09/28-09/29	30- 60	*75 +5 *71 +1 75 +5	221	216.08
# Maridoe Collegiate Invite	10/18-10/20	36- 71	80 +8 72 E 75 +3	227	220.40
# The Prestige Individual Inv.	02/15-02/17	T11- 43	71 -1 72 E 69 -3	212	217.75
Cabo Coll. at TPC San Antonio	03/01-03/03	T36- 88	*78 +6 79 +7 *67 -5	224	219.07
# DBU Men's Classic	04/05-04/06	T2- 98	68 -4 74 +2 68 -4	210	213.28
The Aggie Invitational	04/09-04/11	T16- 96	*74 +2 *72 E *73 +1	219	214.83
Thunderbird Collegiate	04/16-04/17	T23- 96	*68 -3 *69 -2 *72 +1	209	212.15

<b>Match Play</b>	<b>Dates</b>	<b>Matches</b>
Big 12 Match Play Championship	10/02-10/04	Jonas Baumgartner (Okla. St.) W-1UP      Christoffer Bring (Texas) HALF
Big 12 Match Play Final Day	10/02-10/04	Lukas Pany (Iowa State) L-3&2

## STATVIEW RANKINGS

FORMAT: Statistic followed by National Rank and Total Ranked. N/A=Not available NR=Not enough Rounds to be Ranked

Low Round	67	482	8693	Most Sub Holes	7	229	8194	1st Round Avg	73.43	801	5274
Last Round Avg	71.29	162	5217	Par 3 Scoring	3.05	79	3994	Par 4 Scoring	4.11	459	3768
Par 5 Scoring	4.87	1126	3533	Eagles	2	456	2891	Birdies	64	457	8186
Subpar Strokes/Rd	3.24	679	3912	Pars per Round	11.05	632	3916	Ham & Egg	N/A		
Bogeys per Round	3.48	737	3916	Db. Bogeys/Rd	.33	272	3916	Other Scores/Rd	.00	1	3916
Fairways Hit	N/A			Bird Conversion	N/A			Putting Par	N/A		
GIR	N/A			GIR <=15ft.	N/A			Par 3 GIR	N/A		
Average Putts	N/A			Putts on GIR	N/A			3 Putt Holes	N/A		
Non-Sand Up&Dn	N/A			Sand Saves	N/A			Total Short Game	N/A		

### H-T-H vs. Top 20 Rated Players: Win-Loss-Tie/Stroke Difference

2 John Pak	Florida St	0- 1- 0/ -11	4 Peter Fountain	N Carolina	0- 0- 1/ 0
9 David Puig	Arizona St	0- 2- 0/ -14	11 Brad Reeves	Arizona	1- 1- 0/ 0



Date: 04-28-2021 NCAA Men's Golf Scores for Texas Tech

Account: M0526 Division: 1 Region: C

@=Minimum Rounds for Rating: 8

# James Roller FR

\*=Score used in Team Score #=Played as Individual

<b>Tournaments</b>	<b>Rounds</b>	<b>Average Score</b>	<b>Versus Par</b>	<b>Adjusted</b>
7	16.0	72.92	+1.38	+2.28

<b>RATINGS:</b>	<b>National</b>	<b>Region</b>	<b>Division</b>
@ Score vs. Par:	501	111	371
@ Adjusted:	946	221	681
RANK:		216	668

Tournaments	Dates	Finish	Scores	Total	Adjusted Score
East Lake Cup - Stroke	10/26-10/26	14- 20	*73 +1	73	74.06
# The Prestige Individual Inv.	02/15-02/17	T30- 43	75 +3 71 -1 73 +1	219	224.75
# George Hannon Collegiate	03/15-03/16	T50- 75	74 +3 75 +4 74 +3	223	221.40
# DBU Men's Classic	04/05-04/06	T2- 98	69 -3 68 -4 73 +1	210	213.28
# Thunderbird Collegiate	04/16-04/17	T86- 96	71 E 76 +5 76 +5	223	226.15

Match Play	Dates	Matches
Big 12 Match Play Championship	10/02-10/04	William Duquette (Kansas) HALF
East Lake Cup - Match Play	10/27-10/28	William Mouw (Pepperdine) W-2&1 Cole Hammer (Texas) L-4&2

## STATVIEW RANKINGS

FORMAT: Statistic followed by National Rank and Total Ranked. N/A=Not available NR=Not enough Rounds to be Ranked

Low Round	68	833	<sup>8693</sup>	Most Sub Holes	7	229	<sup>8194</sup>	1st Round Avg	72.40	443	<sup>5274</sup>
Last Round Avg	73.80	1015	<sup>5217</sup>	Par 3 Scoring	3.38	2314	<sup>3994</sup>	Par 4 Scoring	4.13	529	<sup>3768</sup>
Par 5 Scoring	4.59	65	<sup>3533</sup>	Eagles	2	456	<sup>2891</sup>	Birdies	36	1734	<sup>8186</sup>
Subpar Strokes/Rd	3.08	874	<sup>3912</sup>	Pars per Round	11.00	647	<sup>3916</sup>	Ham & Egg	N/A		
Bogeys per Round	3.69	998	<sup>3916</sup>	Db. Bogeys/Rd	.38	446	<sup>3916</sup>	Other Scores/Rd	.00	1	<sup>3916</sup>
Fairways Hit	N/A			Bird Conversion	N/A			Putting Par	N/A		
GIR	N/A			GIR <=15ft.	N/A			Par 3 GIR	N/A		
Average Putts	N/A			Putts on GIR	N/A			3 Putt Holes	N/A		
Non-Sand Up&Dn	N/A			Sand Saves	N/A			Total Short Game	N/A		

### H-T-H vs. Top 20 Rated Players: Win-Loss-Tie/Stroke Difference

4 Peter Fountain N Carolina	0- 1- 0/ -14	9 David Puig	Arizona St	0- 1- 0/ -20	
11 Brad Reeves	Arizona	0- 1- 0/ -16	13 Pierceson Coody	Texas	0- 2- 0/ -23
TOTAL: 0- 5- 0/ -73					

Date: 04-28-2021 NCAA Men's Golf Scores for Texas Tech


Account: M0526 Division: 1 Region: C

@=Minimum Rounds for Rating: 8

# Baard Skogen FR

\*=-Score used in Team Score #=-Played as Individual

<b>Tournaments</b>	<b>Rounds</b>	<b>Average Score</b>	<b>Versus Par</b>	<b>Adjusted</b>
13	35.0	73.79	+2.59	+1.76

<b>RATINGS:</b>	<b>National</b>	<b>Region</b>	<b>Division</b>
@ Score vs. Par:	1100	246	779
@ Adjusted:	677	166	499
 RANK:		106	347

Tournaments	Dates	Finish	Scores	Total	Adjusted Score
Colonial Collegiate Invite	09/28-09/29	T23- 60	*74 +4 *70 E *74 +4	218	213.08
Maridoe Collegiate Invite	10/18-10/20	T55- 71	*82 +10 *78 +6 *76 +4	236	229.40
East Lake Cup - Stroke	10/26-10/26	T7- 20	*71 -1	71	72.06
The Prestige	02/15-02/17	T66- 120	*77 +6 *70 -1 *74 +3	221	218.58
Cabo Coll. at TPC San Antonio	03/01-03/03	T72- 88	*78 +6 *77 +5 77 +5	232	227.07
George Hannon Collegiate	03/15-03/16	T31- 75	*73 +2 74 +3 *72 +1	219	217.40
Old Waverly Collegiate	03/26-03/28	T72- 84	79 +7 *71 -1 *76 +4	226	227.92
# The Aggie Invitational	04/09-04/11	T12- 96	75 +3 76 +4 67 -5	218	213.83
# Thunderbird Collegiate	04/16-04/17	T16- 96	67 -4 69 -2 71 E	207	210.15
Big 12 Men's Championship	04/26-04/28	T22- 50	78 +8 *74 +4 *74 +4 *66 -4	292	286.42

Match Play	Dates	Matches
Big 12 Match Play Championship	10/02-10/04	Luke Kluver (Kansas) L-2UP Austin Eckroat (Okla. St.) HALF Mason Nome (Texas) W-3&1
Big 12 Match Play Final Day	10/02-10/04	Frank Lindwall (Iowa State) W-1UP
East Lake Cup - Match Play	10/27-10/28	RJ Manke (Pepperdine) W-4&3 Parker Coody (Texas) L-4&3

## STATVIEW RANKINGS

FORMAT: Statistic followed by National Rank and Total Ranked. N/A=Not available NR=Not enough Rounds to be Ranked

Low Round	67	482	<sup>8693</sup>	Most Sub Holes	7	229	<sup>8194</sup>	1st Round Avg	75.11	1621	<sup>5274</sup>
Last Round Avg	73.11	698	<sup>5217</sup>	Par 3 Scoring	3.18	652	<sup>3994</sup>	Par 4 Scoring	4.18	997	<sup>3768</sup>
Par 5 Scoring	4.96	1777	<sup>3533</sup>	Eagles	2	456	<sup>2891</sup>	Birdies	65	431	<sup>8186</sup>
Subpar Strokes/Rd	2.76	1362	<sup>3912</sup>	Pars per Round	11.08	586	<sup>3916</sup>	Ham & Egg	N/A		
Bogeys per Round	3.44	697	<sup>3916</sup>	Db. Bogeys/Rd	.68	1528	<sup>3916</sup>	Other Scores/Rd	.12	1458	<sup>3916</sup>
Fairways Hit	N/A			Bird Conversion	N/A			Putting Par	N/A		
GIR	N/A			GIR <=15ft.	N/A			Par 3 GIR	N/A		
Average Putts	N/A			Putts on GIR	N/A			3 Putt Holes	N/A		