



@UNMLOBOFB



**2021**  
*Lobos* #WIN5

**HOME**



9.2



9.11



10.2



10.16



11.6



11.26

**AWAY**



9.18



9.25



10.9



10.23



11.13



11.20

**MEDIA GUIDE**



**GENERAL INFORMATION**

Name of School	University of New Mexico
City/Zip	Albuquerque, N.M. 87106
Founded	1889 by Territorial Legislature
Enrollment	22,225
Nickname	Lobos
School Colors	Cherry and Silver
Stadium	University Stadium
Capacity	39,224
Conference	Mountain West
Affiliation	NCAA I
President	Dr. Garnett Stokes
Athletic Director	Eddie Nuñez
Athletic Dept. Phone	505-925-5501
Ticket Office Phone	505-925-LOBO

**COACHING STAFF**

Head Coach	Danny Gonzales
Alma Mater, Year	New Mexico, 1999
Record at School (years)	2-5, 2nd season
Career Record (years)	2-5, 2nd season
Football Office Phone	505-925-5700
Best Time of Day to Reach Coach	Contact SID
Assistant Coaches	
Derek Warehime	Off. Coord./TEs
Brandon Blackmon	WRs
Jason Lenzmeier	OL
Drew Mehringer	QBs
Jordan Somerville	RBs
Gray Gurtis	GA
Matt Clarke	GA
Rocky Long	Def. Coord./LBs
Jerome Haywood	DL
David Howes	S
Troy Reffett	CB
Jake Rothschilder	GA
Dante Caro	GA
Jamie Christian	Special Teams Coordinator
Student Assistant Coaches	
Bryson Carroll	Offense
Tevaka Tuioti	Offense
Gavin Bevis	Co-Director of Operations
Jacob Grant	Co-Director of Operations
John Lintner	Video Coordinator
James Carson	Athletic Performance
Nate Matos	Asst. Athletic Performance
Jordan Fiske	G.A. Athletic Performance

**TEAM INFORMATION**

2020 Overall Record	2-5
2020 Mountain West Record/Finish	2-5/10th

**HISTORY**

First Year of Football	1892
Overall All-Time Record	490-612-31
Number of Bowls/last	13/2016
Bowl Record	4-8-1
NFL Draft Picks	65

**COMMUNICATIONS**

Press Box Phone	505-925-5805
SID Mailing Address	New Mexico Athletics Colleen J. Maloof Administration Building 1 University of New Mexico MSC04 2680 Albuquerque, NM 87131-0001
Overnight Address	New Mexico Athletics Colleen J. Maloof Administration Building 1414 University Boulevard SE Albuquerque, NM 87106
Frank Mercogliano	Asst. A.D. for Communications
Cell	505-410-4844

**2021 SCHEDULE**

Date	Opponent (TV)	Time (MT)
9/2	Houston Baptist (My50)	6 pm
9/11	New Mexico State (Stadium)	5 pm
9/18	at Texas A&M (SEC Network)	10 am
9/25	at UTEP (ESPN+)	7 pm
10/2	*Air Force (Fox/FS1/FS2)	TBA
10/9	*at San Diego State (Fox/FS1/FS2)	TBA
10/16	*Colorado State (Stadium)	5 pm
10/23	*at Wyoming (Stadium)	1:30 pm
11/6	*UNLV (Stadium)	5 pm
11/13	*at Fresno State (Stadium)	TBA
11/20	*at Boise State (Fox/FS1/FS2)	TBA
11/26	*Utah State (FS1)	11 am

**2021 ROSTER BREAKDOWN****STARTERS/LETTERWINNERS RETURNING**

Letterwinners Returning/Lost:	43/14
Offensive Letterwinners Returning/Lost:	18/7
Defensive Letterwinners Returning/Lost:	23/5
Specialist Letterwinners Returning/Lost	2/2
Offensive Starters Returning/Lost:	8/3
Other Off. Returners with Career Starts:	9
Defensive Starters Returning/Lost:	7/4
Other Def. Returners with Career Starts:	8
Specialists Starters Returning/Lost:	2/1

**ON THE INSIDE**

Quick Facts/Schedule	1
Roster Breakdown/Policies & Procedures	2
University of New Mexico	3-4
Center for Student-Athlete Success	5
Academic Success/Support	6-7
Lobos in the NFL	8-13
Lobos in the NFL Draft	14
University Stadium	15-16
Athletic Performance Center	17
Famous Alumni	18-19

**COACHING STAFF & PLAYERS**

Head Coach Danny Gonzales	20-22
Assistant Coaches and Support Staff	23-38
2021 Rosters	39-40
Where the Lobos are From	41
Returning Player Pages	42-67
Newcomer Player Pages	68-73

**2020 SEASON REVIEW**

2020 Statistics	75-88
Last Time It Happened	89
2020 Game-By-Game Boxscores/Recaps	90-95
2020 Honors/Final Standings	96-97

**RECORDS**

New Mexico Man	98
Records	99-110
Offensive Year-By-Year	111
Offensive Year-By-Year	112
Honors/Players of the Week	113-116
Attendance Records	117
Home Openers	118
Season Openers	119
Homecoming	120
NCAA Rankings	121
End of Season Honors	122
Bowl History	123-127
All-Time Lettermen	128-133
All-Time Season Results	134-139

**ADMINISTRATION/MEDIA INFORMATION**

President Garnett T. Stokes	140
Athletic Director Eddie Nuñez	140
Board of Regents	140
Media Outlets	141
Media Information	142
Mountain West	143-144

**NEW MEXICO ATHLETICS****Mission**

DEVELOPING LOBOS FOR LIFE!

**Vision Statement**

The University of New Mexico athletics aspires to be the premier athletic program in our Conference and recognized as a national leader in inter-collegiate athletics with an international reputation for excellence.

**Core Values**

**Student Athlete Experience** - We provide an environment that promotes personal, academic, athletic, and social development. We prepare Lobos for Life!

**Integrity** - We are honest, respectful, and accountable.

**Excellence** - We maximize our efforts and talents to ensure success of the Lobos.

**Respect** - We value the importance of diversity, fairness, goodwill and sportsmanship.

**Lobo Pride** - We support an atmosphere that embraces school spirit, honors tradition, and develops Lobos for Life!



## ROSTER BREAKDOWN

## 2021 LETTERMEN RETURNING (41)

**Offense (17):** QB (2) Trae Hall\*\*, Connor Genal\*; RB (3) Bobby Cole\*\*, Chad Alexander\*, Bobby Wooden\*; WR (4) Mannie Logan-Greene\*\*, Andrew Erickson\*, Jace Taylor\*, Elijah Queen\*; TE (3) Kyle Jarvis\*\*, Conner Kinslow\*, Connor Withoft\*; OL (5) Austin Cook\*\*\*, Kyle Stapley\*\*\*, Ben Davis\*, Cade Briggs\*\*, Isaack Gutierrez\*;

**Defense (21):** NT (1) Ben Gansallo\*; ENDS (5) Joey Noble\*\*, Jake Saltonstall\*, Ben Bertram\*, Omar Darame\*, Ian Shewell\*; LB (5) Reco Hannah\*\*, Devin Sanders\*\*, Josh Woisin\*, Ray Leutele\*, Syaïre Riley\*; S (4) Patrick Peek\*\*, Shadrïck Lowery\*\*, Jerrick Reed II\*\*, Tavian Combs\*; CB (6) Tony Collier\*\*, Corey Hightower\*\*\*\*, Nic Wilson\*, Antonio Hunt\*, Donte Martin\*\*, Marquae Kirkendoll\*

**Specialists (3):** K (2) Andrew Shelley\*\*, George Steinkamp\*; LS (1) Troy Sicaeros\*

## STARTERS RETURNING (17)

**Offense (8):** QB Trae Hall, OL Kyle Stapley, OL Isaack Gutierrez, OL Austin Cook, OL Cade Briggs, WR Andrew Erickson, WR Mannie Logan-Greene, RB Bobby Cole

**Defense (7):** END Joey Noble, END Jake Saltonstall, LB Davin Sanders, CB Tony Collier, CB Donte Martin, S Jerrick Reed II, LOBO Tavian Combs

**Specialists (2):** K George Steinkamp, LS Troy Sicaeros,

## STARTERS LOST (8)

**Offense (3):** OL Teton Saltes, TE Marcus Williams, WR Jordan Kress

**Defense (4):** NT Elmer Pauni, MLB Brandon Shook, LB Kameron Miller, S Letayveon Beaton

**Specialists (1):** P Tyson Dyer

## REDSHIRTS RETURNING (38)

**Offense (12):** QB (2) Brandt Hughes, Isaiah Chavez WR (2) Zarak Scruggs, Jr., Ryan Cosper; TE (1) Caleb Marra; OL (7) Jacob Jan-koviak, Radson Jang, Greg Brown II, Leke Asenuga, Jer Marques Bailey, Vincent Santos, Walter Baca

**Defense (16):** NT (3) Langston Murray\*\*, OJ Bartley, Keith Alvarado; ENDS (5) Adam Gay, Justin Harris, Elijah Lash, Bryce Santana, Tyler Drake; LB (4) James Lewis\*, Dion Hunter, Samaj Sims, Cody Moon; S (2) Quinn Potts, Matthias Bertram; CB (2) Deuce Jones, Michael Garcia

**Specialists (1):** P (1) Jared Long

## INCOMING FRESHMEN (34)

**Offense (19):** QB (2) Bear Milacek, CJ Montes; RB (3) Aaron Dumas, Jeston Webskowsky, Jordan Guidry; WR (5) Joah Flores (So.), Trace Bruckler, Benji Johnson, Keyonta Lanier, Luke Wysong; TE (3) Jacob Trussell, Kai Jessie, Simon Gay; OL (6) Isaiah Sillemmon, Larry Luna, Shancco Matautia, Arrison Cole, Nathaniel Gomez, Chris Lovato

**Defense (13):** NT (1) Ja'Shon Lowery; ENDS (1) Jaden Phillips; LB (4) JD Roberts, Alec Moreno, Ernesto Acuna, Josh Howes; S (4) Ronald Wilson, Damon Gentry, Xavier Hailey, Tommy Luhan; CB (3) A.J. Odums, Andreïl Barney, Coryon Francis

**Specialists (2):** P (1) Cameron Newell; K (1) Aaron Rodriguez

## INCOMING TRANSFERS (5)

**Offense (3):** QB (1) Terry Wilson; WR (3) Clay Boone; OL (1) Jack Buford

**Defense (1):** LB (1) Jeffrey Blake

**Specialists (1):** LS (1) Isaiah Perez

\*denotes number of letters won.

*italics* denotes redshirt/medical redshirt but has played in a game

## NEW MEXICO MEDIA POLICIES &amp; PROCEDURES

## New Mexico Media Luncheon

In the fall, the New Mexico Media Luncheons are Tuesdays from noon to 1 p.m. Coach Danny Gonzales is available at 12:15 p.m. after the other fall sport coaches. Audio and video clips are available from the UNM communications office, and also at [www.golobos.com](http://www.golobos.com). The press conferences are also streamed on GoLobos.com by LoboTV. Please note that the Mountain West no longer conducts a football coaches teleconference. The luncheon is on the third floor of the Tow Diehm Football Complex.

## Danny Gonzales Interview Opportunities

Coach Gonzales is available after practice on Tuesday, Wednesday and Thursday during game week. After road games, Coach Gonzales will be available via ZOOM (links will be sent to participating media).

## New Mexico Player Interview Opportunities

All player interviews must be arranged through the UNM athletics communications office. In the fall, the main time for interviews is after practice. Wednesday is the last day for player interviews. For lengthier interviews, please call the communications office to arrange a better time that is more conducive to the interview. Generally, players are not off-limits unless they have done something that would cause them to well, be off limits.

Postgame: The UNM locker room is closed. Requested players will be brought to the weight room in the Tow Diehm football building and outside the locker room for road games. UNM communications will have coach Gonzales and two players address the media, and other players that are needed for one-on-ones may be requested. The student-athletes will be available after the press conferences for one-on-one opportunities. For road games, we will have ZOOM press conferences. UNM media that isn't in the stadium, ZOOM links will be sent day of the game.

## Wireless in the Press Box

The press box at University Stadium is fully equipped for wireless connections. Access is free, but those wanting access need their own internal or external wireless cards. Phone lines are available. The new wifi installed in 2019 has worked great and the password is located on the name cards in the press box.

## www.collegepressbox.com

CollegePressBox.com gives the media one-stop access to updated contact information, media guides, game books, photos, quotes, links and more for each of the league's schools and the Mountain West office. Log-in information will be provided by the MW office to accredited media, or you can apply for a password by sending an e-mail to [password@collegepressbox.com](mailto:password@collegepressbox.com).

## Live Stats

The University of New Mexico will utilize StatBroadcast in 2021. Media members for any game can go to [www.golobos.com/fbstats](http://www.golobos.com/fbstats)

## Ticket Information

- online at [www.golobos.com/tickets](http://www.golobos.com/tickets)
- by calling 925-5858 or toll-free at 800-955-HOWL
- Albertson's stores in Albuquerque, Rio Rancho, Los Lunas and Santa Fe
- Lobo Ticket Office inside the Pit at the NW corner of University & Cesar Chavez boulevards from 8:30-5 Monday-Friday
- UNM Bookstore (Bookstore Ticket Office is closed on Mondays) For more information call the New Mexico Athletics Ticket Office at (505) 925-5626 or 1-800-955-HOWL (4695). Call (505) 925-5500 for group tickets and ask to speak to a customer service representative.

On Game Day, the northeast box office at University Stadium opens four hours prior to kickoff, and the Lobo Ticket Office at University Arena opens three hours before game time. The northwest University Stadium box office opens 90 minutes before kickoff.

## Lobo Talk &amp; The Lobo Coaches Show

In the fall, host Robert Portnoy and coach Danny Gonzales discuss UNM football at Lobo Talk on Thursdays. The show airs from 7-8 p.m. from a site to be determined. Fans can call 866-350-4309 to ask coach Gonzales a question. Also in the fall, the Lobo Coaches Show will be produced by LoboTV, with distribution channels to be announced in.

## Game Credentials

Regular UNM media will receive game credentials prior to the start of the season. Media members with season credentials will also serve as a parking pass for the Baseball East lot across from the stadium (the one-year experiment of Baseball South was mercifully ended)

Visiting team media should request single-game credentials through their team's media relations office. Media passes work as parking passes for the Baseball South lots.

Media members not associated directly with a team can email requests via our media request link, which is located near the top of the football page on GoLobos.com.

For media members picking up credentials at will call without parking passes, it is located in the Northeast corner of the stadium by Gate 7 or 8. With parking passes credentials will be located at the University Drive entrance to the Baseball South lot with the parking attendant. This should allow you to get your credential without having to wait in line or deal with parking on the north side of the stadium.

## Parking

Media parking is located across and just south of the stadium off University Drive. Media members can park in the Baseball East lot which is located next to University Drive. The Baseball East lot entrance is off University Drive south directly across from the Stadium West lot entrance, and it's the driveway between Santa Ana Star Field and the Davalos Practice Center.

## Visiting Radio

The visiting radio booth is located on the fourth level of the main press box, next to the main media area.



## THE UNIVERSITY OF NEW MEXICO

Founded in 1889 as New Mexico's flagship institution, The University of New Mexico now occupies nearly 800 acres near old Route 66 in the heart of Albuquerque, a metropolitan area of more than 500,000 people. From the magnificent mesas to the west, past the banks of the historic Rio Grande to the Sandia Mountains to the east, Albuquerque is a blend of culture and cuisine, styles and stories, people, pursuits and panoramas.

Offering a distinctive campus environment with a Pueblo Revival architectural theme, the campus buildings echo nearby Pueblo Indian villages. The nationally recognized campus arboretum and the popular duck pond offer an outstanding botanical experience in the midst of one of New Mexico's great public open spaces.

### The People

As a Hispanic-Serving Institution, the University represents a cross-section of cultures and backgrounds. In spring of 2019, 22,225 students, attended main campus with another 6,752 students at branch campuses and education centers.

UNM boasts an outstanding faculty that includes a Nobel Laureate, two MacArthur Fellows, 35 Fulbright scholars and several members of national academies. Faculty publish in many professional journals including Scientific American and The New England Journal of Medicine and Nature. UNM professors have been quoted in Newsweek, the Los Angeles Times, Business Week, People Magazine, Parade Magazine, U.S. News and World Report, and The New Yorker, among others. They have shared their expertise on CNN, the Today Show, Good Morning America, Nova National Geographic and other news shows.

UNM employs more than 20,000 people statewide, including employees of University Hospital. It has more than 159,000 active alumni, with Lobos in every state and more than 1,400 alumni outside the U.S. More than half of UNM's alumni choose to remain in New Mexico.

### The Places


The University has branch campuses in Gallup, Los Alamos, Taos and Valencia County, as well as the extension UNM Health Sciences Rio Rancho Campus. UNM offers bachelor and graduate degree completion programs throughout the state via Extended Learning and has education centers located at the four branch campus locations as well as in Santa Fe, Farmington, and at Kirtland Air Force Base. UNM's libraries, museums, galleries and performance spaces are a rich cultural resources for the state. Home to the Lobos and contenders in the Mountain West, UNM athletics draw fans from all over. University Arena or "The Pit" is one of college basketball's most famous and recognizable buildings. In fact, The Pit was ranked 5th by the Travel Channel as one of the best college basketball venues.

### The Programs

UNM is a place where cutting-edge research and creative endeavors flourish. UNM research injects millions of dollars into New Mexico's economy, funds new advancements in health-care, and augments teaching – giving students valuable hands-on training in state-of-the-art laboratories.

The Health Sciences Center is the state's largest integrated health care treatment, research and education organization. U.S. News and World Report's 2018 edition of "America's Best Graduate Schools" ranks the UNM School of Medicine 20th in primary care and 72nd in research. Additionally, in health disciplines, UNM's nursing-midwifery program is ranked seventh. UNM School of Law is ranked 88th, while ranking 14th in clinical training. UNM College of Fine Arts is ranked 48th, with its photography program ranked fifth in the nation. The engineering program is ranked 83rd nationally, with electrical engineering coming in at 75th, and Chemical Engineering ranking at 72nd.

UNM is one of only a dozen Hispanic-Serving Institution in the U.S. that are also classified by the Carnegie Commission on Higher Education as a R1: Doctoral Universities with very high research activity.



Among the University's outstanding research units are the Center for Advanced Research Computing, Cancer Center, New Mexico Engineering Research Institute, Center for High Technology Materials, Design Planning Assistance Center, Innovation Academy and the Mind Research Network.

### UNM Traditions-The Lobo Nickname

A number of legends have arisen over the years as to how The University of New Mexico got "Lobo" as its official nickname. When the university began playing football in 1892, the team was simply referred to as "The University Boys" or "Varsities" to distinguish themselves from the prep school kids.

The student body, at least as early as 1917, began to seriously explore the possibilities for both a mascot and a new name for the student newspaper, which was then called simply the "U.N.M. Weekly." Several names for the paper were suggested, including The Rattler, the Sand Devil, the Ki-yo-te and the Cherry and Silver. However, there was no single name that struck a responsive chord among the students and when school opened in the Fall of 1920 the U.N.M. Weekly was still there.

On Sept. 22, 1920, sophomore George S. Bryan, editor of the U.N.M. Weekly and football team student manager, was present at a Student Council meeting for the purpose of suggesting that the University teams be given a mascot name as at that time many universities had them. Bryan suggested Lobo, the Spanish word for wolf, as the nickname. The name was enthusiastically received. The Oct. 1 issue of the student paper said, "The Lobo is respected for his cunning, feared for his prowess, and is the leader of the pack. It is the ideal name for the Varsity boys who go forth to battle for the glory of the school. All together now; fifteen rahs for the LOBOS."

From that beginning, the Lobo nickname has remained with The University of New Mexico for 100 years.





**UNM Traditions - The Lobo Mascot**

After "Lobo" was adopted as the school's nickname in 1920, it was not long thereafter that a real Lobo became the mascot.

Bruno Dieckmann, class of 1902, and by 1920 a successful Albuquerque insurance and real estate agent, acquired the first Lobo for the University at his own expense. At the time he was treasurer of the Athletic Association and "one of the most admired men in town."

Elsie Ruth Chant, class of 1923, recalled, "All of the girls on campus wanted to be seen with him. He was an accomplished concert violinist as well as being a successful businessman, and he was rich. He drove a Stutz Bearcat convertible around town and all of the girls would compete to get rides with him. Sometimes he had five or six girls in the car, and when he finally got married, he left broken hearts all over campus. Anyway, he either caught it himself or he paid to have a wolf captured in the Mount Taylor area. The wolf was brought into the school and a student by the name of Bowman would take it on a leash to the football practice area."




Apparently, a government trapper named Jim Young caught a wolf pup on the Floyd Lee Ranch near Mount Taylor in western part of the state. The cub became the responsibility of the cheerleaders and it appeared in harness at every football game. However, in the late 20s, a child teased the wolf and the child was bitten at one of the games. UNM officials were forced to dispose of the wolf, as one historian put it, "for fear other ill-bred brats might become tempted to play with the wolf and bring a damage suit."

A live wolf has really never been a part of the athletics scene since. In the early 1960s a human mascot named "Lobo Louie" was created. A second mascot, "Lobo Lucy" was created in the early 1980s. Both are now members of the school's cheerleading squad.

**UNM Traditions - Cherry and Silver**

The most common origin of New Mexico's school colors dates back over 100 years. Apparently, the school colors in the early 1890s were black and gold. Ms. Harriet Jenness, a faculty member who taught drawing, delarte (drama), penmanship and music, suggested a change in school colors because black and gold did not give a true feeling of New Mexico. She suggested the crimson evening glow of the majestic Sandia mountains to the east. The silver came from when students and faculty took picnics in the Sandias and noted the Rio Grande looked like a silver ribbon winding through the valley below. Her ideas were enthusiastically adopted by the faculty and staff. The crimson was later changed to cherry, the color of a Sandia sunset. Miss Jenness died in 1895, two years before the colors were adopted as "official." From 1973-79, turquoise was integrated into the official school colors, at least, for the athletics teams. The football team wore turquoise jerseys at home during those years. Cherry and silver returned as the predominant colors in 1980.

**UNM Traditions - The Alma Mater**

The Alma Mater (in Latin means "Nourishing" or "Dear Mother") was a source of contention at UNM in 1947. The original Alma Mater was set to the tune of "Annie Lyle," which was an unpopular tune with the student body for a long period of time. The student body voted in a general election to change the Alma Mater and found Glee Club Director Craig Summers to oblige. Actually Mr. Summers and his father wrote the present Alma Mater three years before and called it "The New Mexico Hymn."

New Mexico, New Mexico  
We sing to honor thee.  
This golden haze of college days  
Will live in memory.  
This praise we sing will ever ring  
With truth and loyalty New Mexico, your fame we know  
Will last eternally.

**UNM Traditions - The Fight Song**

The UNM fight Song was written in 1930. The music to the Fight Song was written by Dean Lena Clauve, who served the University for 32 years as a professor of music education and as the Dean of Women. Dr. George St. Clair, professor in the English Department, wrote the lyrics.

Hail to thee, New Mexico,  
Thy loyal sons are we. Marching down the field we go,  
Fighting for thee.  
RAH! RAH! RAH!  
Now we pledge our faith to thee,  
Never shall we fail.  
Fighting ever, yielding never.  
HAIL! HAIL! HAIL!





## CENTER FOR STUDENT-ATHLETE SUCCESS



### Mission

The Lobo Center for Student-Athlete Success, in conjunction with the University of New Mexico, provides support services for prospective, current, as well as former student-athletes in an effort to increase academic and personal success. Student athletes are encouraged to develop personal responsibility, intelligent decision making, and leadership skills through the provision of educational experiences both inside and outside of the classroom. The Lobo Center also celebrates the academic and civic achievements by our student-athletes.

### Services Offered Study Hall

The study halls are sport specific and designed to accommodate each athletic team in a structured and professional academic setting. The atmosphere is intended to foster an environment that is conducive to learning and group facilitation.

Each team study hall is staffed and monitored by at least one study hall monitor. The study hall monitors are proficient in a myriad of subjects and provide assistance to the student-athletes when needed

### Athletic Computer Labs

The athletic computer lab is an academic aid to student-athletes, and its primary purpose is to facilitate the scholastic pursuits of student athletes at the University of New Mexico.

### Laptop Computers

Laptop computers are available to all student-athletes on a first come, first serve basis. The laptops are for student-athletes to use when they are on the road traveling for competition.

### Learning Strategist

The Center also has an in-house Learning Strategist devoted to providing support to student-athletes who have been diagnosed with a learning disability as well as those who need additional instruction in specific content areas and general study skills. The Learning Strategist also provides workshops that address study skills and time management. Individual appointments can be made as needed as well as class specific reviews can be coordinated.

### Books on Loan

A benefit of being a student-athlete on scholarship is an in-house bookroom where student-athletes can get their textbooks for their classes. Our bookroom administrator can look up student's class schedules to determine the necessary textbooks, which eliminates the time-consuming tasks of going to the bookstore to research the books for each class and then standing in long lines to purchase them!

### Academic Monitoring

Student-athlete progress is monitored by the Student Support Staff, housed in the Lobo Center. Three times a semester instructors will provide feedback on student-athletes academic progress. Progress forms are sent at the 4th, 8th, and 12th week during the academic semester. The information provided in these forms are forwarded to coaches and used to help student-athletes with their academic progression.

### Academic Advisement

Each student-athlete at UNM is required to meet with their athletic academic advisor at least once a semester for class registration advisement. Once a major is declared, the student-athlete is required to meet their assigned major advisor at least once per semester and then return a completed pre-enrollment form to their assigned athletic advisor. An athletic academic advisor is always available to answer any and all questions.



### University 101


University 101 is a three (3) credit hour course that is designed to help freshmen student-athletes successfully transition into life and learning at the university. This course provides freshman student-athletes with a special orientation to the university community, the UNM athletics program, and the NCAA rules and regulations. Although the course does not fulfill core curriculum requirements, it is applicable towards elective credit. Furthermore, it is required for all incoming freshmen scholarship student-athletes.



## ACADEMIC SUCCESS

Under Danny Gonzales, UNM has continued its excellence in the classroom. In the fall, UNM had a record 47 student-athletes named to the MW All-Academic squad. Additionally, the Lobos had 14 student-athletes participate in graduation ceremonies in the spring.


## 2020 MOUNTAIN WEST ALL-ACADEMIC



Chad Alexander  
Pre-English Studies



Keith Alvarado  
Undecided



Walter Baca  
Emergency Medical Services



Dominick Barela  
Business Administration



O.J. Bartley  
Pre-Criminology




Mathias Bertram  
Undecided




Nico Bolden  
Public Administration




Greg Brown II  
Pre Computer Engineering




Tavian Combs  
Pre-Exercise Science



Ryan Cosper  
Pre-Business Administration




Ben Davis  
Public Administration




Tyson Dyer  
Business Administration




Austin Erickson  
Pre-Communication




Andrew Erickson  
Mechanical Engineering




Matthew French  
Liberal Arts



Adam Gay  
Liberal Arts




Connor Genal  
Pre-Business Administration



Isaak Gutierrez  
Undecided



Zion Hall  
Undecided



Kyle Hester  
Pre-Biology




Zak Hofman  
Undecided




Brandt Hughes  
Undecided




Jacob Jankoviak  
Criminology




Conner Kinslow  
Pre-Business Administration



Marquae Kirkendoll  
Pre-Exercise Science



Jonah Leyva  
Business Administration




Jared Long  
Pre-Business Administration




Brad Murphy  
Communications




Cedric Patterson III  
Physical Education



Syaire Riley  
Journalism/Mass Comm



Teton Saltes  
Liberal Arts




Jake Saltonstall  
Pre-Business Administration



Devin Sanders  
Psychology




Bryce Santana  
Pre-Mechanical Engineering




Andrew Shelley  
Mechanical Engineering




Ian Shewell  
Pre-Exercise Science



Brandon Shook  
Liberal Arts



Troy Sicaeros  
Pre-Business Administration



Semaj Sims  
Undecided



Kyle Stapley  
Business Administration



George Steinkamp  
Business Administration




Tevaka Tuioti  
Business Administration



Anselem Umeh  
Nursing




Jathon Washington  
Pre-Business Administration



Blake Wells  
Liberal Arts



Hayden Wilson  
Business Administration



Connor Witthoft  
Pre-Biology



# ACADEMIC SUPPORT



## ACADEMIC SERVICES OFFERED

### STUDY HALL

The study halls are sport specific and designed to accommodate each athletic team in a structured and professional academic setting. The atmosphere is intended to foster an environment that is conducive to learning and group facilitation.

### ATHLETIC COMPUTER LABS

The athletic computer lab is an academic aid to student-athletes, and its primary purpose is to facilitate the scholastic pursuits of student-athletes at the University of New Mexico. Laptop computers are available to all student-athletes when they are on the road traveling for competition.

### LEARNING DISABILITIES SUPPORT LEARNING STRATEGIST

The Center also has an in-house Learning Strategist devoted to providing support to student-athletes who have been diagnosed with a learning disability as well as those who need additional instruction in specific content areas and general study skills.

### BOOKS ON LOAN

A benefit of being a student-athlete on scholarship is an in-house book room where student-athletes can get their textbooks for their classes.

### ACADEMIC MONITORING

Student-athlete progress is monitored by the Center. Three times a semester instructors will provide feedback on student-athletes academic progress.

### ACADEMIC ADVISEMENT

Each student-athlete at UNM is required to meet with their athletic academic advisor at least once a semester for class registration advisement.







# LOBOS IN THE NFL

## Ben Agajanian

Height: 6' 0" Weight: 195

Born: 8/28/1919, in Santa Ana, CA, USA

High School: San Pedro (CA)


		FGM	FGA	XPM	XPA
1945	Philadelphia Eagles	0	0	0	0
1945	Pittsburgh Steelers	0	0	0	0
1947	Los Angeles Dons	0	0	0	0
1948	Los Angeles Dons	0	0	0	0
1949	New York Giants	8	13	35	36
1953	Los Angeles Rams	10	24	36	37
1954	New York Giants	13	25	35	35
1955	New York Giants	10	15	32	33
1956	New York Giants	5	13	23	23
1957	New York Giants	10	18	32	32
1960	Los Angeles Chargers	13	24	46	47
1961	Dallas Texans	1	2	8	8
1961	Green Bay Packers	1	2	8	8
1962	Oakland Raiders	5	14	10	11
1964	San Diego Chargers	2	4	8	8
<b>Career Totals:</b>		<b>78</b>	<b>154</b>	<b>273</b>	<b>278</b>

(2 AAFC Seasons)

(4 AFL Seasons)

(8 NFL Seasons)

Ben Agajanian is one of only two players in the history of professional football to play in the AAFC, the NFL, and the AFL, joining Hardy Brown. Agajanian has the distinction of scoring the first points in the inaugural AFL Championship game, a 38-yard field goal.



## Walt Arnold

Position: TE

Height: 6' 3" Weight: 225

Born: 8/31/1958, in Galveston, TX, USA

High School: Los Alamos (NM)

		REC	YDS	AVG	TD	LNG
1980	Los Angeles Rams	5	75	15.0	1	33
1981	Los Angeles Rams	20	212	10.6	2	24
1982	Houston Oilers	0	0	0.0	0	0
1983	Houston Oilers	12	137	11.4	1	37
1984	Kansas City Chiefs	11	95	8.6	1	15
1984	Washington Redskins	0	0	0.0	0	0
1985	Kansas City Chiefs	28	339	12.1	1	38
1986	Kansas City Chiefs	20	169	8.5	1	27
1987	Kansas City Chiefs	3	26	8.7	0	10
<b>Career Totals:</b>		<b>99</b>	<b>1053</b>	<b>10.6</b>	<b>7</b>	<b>38</b>

(8 NFL Seasons)

## Billy Austin

Position: DB/S

Height: 5' 10" Weight: 195

Born: 3/8/1975, in Washington, DC, USA

High School: Kempner (Sugar Land, TX)

		TKL	AST
1998	Indianapolis Colts	1	0
1999	Indianapolis Colts	12	3
2000	Indianapolis Colts	7	2
<b>Career Totals:</b>		<b>20</b>	<b>5</b>

(3 NFL Seasons)

## Charlie Baker

Position: LB

Height: 6' 2" Weight: 230

Born: 9/26/1957, in Mount Pleasant, TX, USA

High School: Ector (Odessa, TX)

Drafted: 1980, Round 3, Pick 25 (81 Overall) by St. Louis Cardinals

		GP	GS	SCK	FR
1980	St. Louis Cardinals	16	1	0	0
1981	St. Louis Cardinals	14	8	0	1
1982	St. Louis Cardinals	9	9	0	2
1983	St. Louis Cardinals	16	16	0	0
1984	St. Louis Cardinals	9	6	0	0
1985	St. Louis Cardinals	15	3	0	0
1986	St. Louis Cardinals	16	16	3.5	1
1987	St. Louis Cardinals	14	3	0	0
<b>Career Totals:</b>		<b>109</b>	<b>62</b>	<b>3.5</b>	<b>4</b>

(8 NFL Seasons)

## Hank Baskett

Position: WR

Height: 6' 4" Weight: 220

Born: 9/4/1982, in Clovis, NM, USA

		REC	YDS	AVG	TD	LNG
2006	Philadelphia Eagles	22	464	21.2	2	89T
2007	Philadelphia Eagles	16	142	8.9	1	25
2008	Philadelphia Eagles	33	440	13.3	3	90T
2009	Philadelphia Eagles	1	6	6.0	0	6
2009	Indianapolis Colts	4	28	7.0	0	9
2010	Minnesota Vikings	1	18	18.0	0	18
2010	Philadelphia Eagles	0	0	0.0	0	0
<b>Career Totals:</b>		<b>77</b>	<b>1098</b>	<b>14.3</b>	<b>6</b>	<b>90T</b>

(5 NFL Seasons)

Hank Baskett played seven seasons after starring at UNM and Clovis High School. Baskett was named the 2007 Philadelphia Eagles' Special Teams MVP.



## Jarrold Baxter

Position: RB

Height: 6' 0" Weight: 245

Born: 3/9/1979, in Dayton, OH, USA

High School: Highland (Albuquerque, NM)

Drafted: 2002, Round 5, Pick 1 (136 Overall) by Houston Texans

		ATT	YDS	AVG	TD	REC	YDS	AVG	TD
2002	Houston Texans	7	14	2.0	0	5	33	6.6	1
2004	Houston Texans	2	1	0.5	0	1	3	3.0	0
2005	Arizona Cardinals	0	0	0.0	0	1	4	4.0	0
<b>Career Totals:</b>		<b>9</b>	<b>15</b>	<b>1.7</b>	<b>0</b>	<b>7</b>	<b>40</b>	<b>5.7</b>	<b>1</b>

(3 NFL Seasons)

## Byron Bell

Position: LT

Height: 6' 5" Weight: 340

Born: 1/17/1989, in Greenville, TX, USA

High School: Greenville (Greenville, TX)

		GP	GS
2011	Carolina Panthers	16	12
2012	Carolina Panthers	15	15
2013	Carolina Panthers	16	14
2014	Carolina Panthers	15	15
2015	Tennessee Titans	16	16
2016	Tennessee Titans	0	0
2017	Dallas Cowboys	12	2
2018	Green Bay Packers	12	9
<b>Career Totals:</b>		<b>102</b>	<b>83</b>

(8 NFL Seasons)

## Walter Bernard

Position: CB

Height: 6' 2" Weight: 200

Born: 5/3/1978, in San Diego, CA, USA

High School: Rancho Buena Vista (San Diego, CA)

		GP	GS	TKL
2002	Seattle Seahawks	1	0	0
<b>(1 NFL Season)</b>				

## Quincy Black

Position: LB

Height: 6' 3" Weight: 227

Born: 2/28/1984, in Chicago, IL, USA

Drafted: 2007, Round 3, Pick 4, (68 Overall) by Tampa Bay Buccaneers

		TKL	SCK	INT	FF
2007	Tampa Bay Buccaneers	18	0	0	2
2008	Tampa Bay Buccaneers	12	0	0	0
2009	Tampa Bay Buccaneers	69	1.5	1	0
2010	Tampa Bay Buccaneers	54	2.0	1	1
2011	Tampa Bay Buccaneers	48	0	1	1
2012	Tampa Bay Buccaneers	28	0	0	0
<b>Career Totals:</b>		<b>283</b>	<b>3.5</b>	<b>3</b>	<b>4</b>

(6 NFL Seasons)

Quincy Black was one of the top linebackers in the 2007 draft according to Mel Kiper, and he had a productive six year NFL career.



## Corey Bojorquez

Position: P

Height: 6' 0" Weight: 208

Born: 9/13/1996, in Bellflower, CA, USA

		GP	Punts	YDS	LNG	AVG
2018	Buffalo Bills	8	45	2028	60	45.1
2019	Buffalo Bills	16	79	3313	67	41.9
2020	Buffalo Bills	16	41	2082	72	50.8
<b>Career Totals:</b>		<b>40</b>	<b>165</b>	<b>7423</b>	<b>72</b>	<b>45.0</b>

(3 NFL Seasons)

## Ken Brown

Position: C/OG

Height: 6' 1" Weight: 245

Born: 4/19/1954, in Saginaw, MI, USA

High School: Ganesha (Pomona, CA)

		GP	GS	FR
1979	Denver Broncos	16	0	1
1980	Green Bay Packers	7	0	0
<b>Career Totals:</b>		<b>23</b>	<b>0</b>	<b>1</b>

(2 NFL Seasons)



**Marquis Bundy**

Position: WR

Height: 6' 4" Weight: 215

Born: 8/5/1994, in Phoenix, AZ, USA

High School: Boulder Creek (Anthem, AZ)

		REC	YDS	AVG	TD	LNG
2016	Arizona Cardinals	0	0	0.0	0	0
2017	New York Giants	0	0	0.0	0	0

**(2 NFL Seasons)****Jimmie Carter**

Position: LB

Height: 6' 1" Weight: 220

Born: 7/26/1961, in Weimar, TX, USA

High School: Reagan (Austin, TX)

	GP	GS
1987 St. Louis Cardinals	1	0

**(1 NFL Season)****Stoney Case**

Position: QB

Height: 6' 2" Weight: 206

Born: 7/7/1972, in Odessa, TX, USA

High School: Permian (Odessa, TX)

Drafted: 1995, Round 3, Pick 16 (80 Overall) by Arizona Cardinals

	ATT	CMP	YDS	TD	INT
1995 Arizona Cardinals	2	1	19	0	1
1996 Arizona Cardinals	0	0	0	0	0
1997 Arizona Cardinals	55	29	316	0	2
1998 Arizona Cardinals	0	0	0	0	0
1999 Baltimore Ravens	170	77	988	3	8
2000 Detroit Lions	91	56	503	1	4

**Career Totals: 318 163 1826 4 15****(6 NFL Seasons)**

Stoney Case, who was the back-up quarterback at Permian "Friday Night Lights", and spent six seasons in the NFL

**Devin Clark**

Position: OL

Height: 6' 4" Weight: 305

Born: 5/22/1986, in Austin, TX, USA

High School: Mountain View HS (Mesa, AZ)

	GP	GS
2008 Washington Redskins	2	0

**(1 NFL Season)****Robin Cole**

Position: LB

Height: 6' 2" Weight: 225

Born: 9/11/1955, in Los Angeles, CA, USA

High School: Compton (CA)

Drafted: 1977, Round 1, Pick 21 (21 Overall) by Pittsburgh Steelers

	SCK	INT	FF	FR
1977 Pittsburgh Steelers	0	0	0	2
1978 Pittsburgh Steelers	0	0	0	0
1979 Pittsburgh Steelers	0	0	0	1
1980 Pittsburgh Steelers	0	1	0	1
1981 Pittsburgh Steelers	0	1	0	1
1982 Pittsburgh Steelers	5.0	0	0	0

1983 Pittsburgh Steelers	5.0	0	0	2
1984 Pittsburgh Steelers	2.0	1	0	1
1985 Pittsburgh Steelers	3.0	1	0	3
1986 Pittsburgh Steelers	0.5	0	0	2
1987 Pittsburgh Steelers	1.0	1	0	1
1988 New York Jets	3.0	0	0	1

**Career Totals:****(12 NFL Seasons)**

A member of the Steel Curtain defense, Robin Cole started at linebacker in Super Bowl XIV, a 31-19 win by the Steelers over the Los Angeles Rams

**Chris Combs**

Position: TE

Height: 6' 4" Weight: 238

Born: 3/17/1958, in National City, CA, USA

High School: Sweetwater (National City, CA)

College: University of New Mexico

	REC	YDS	AVG	TD	LNG
1980 St. Louis Cardinals	2	52	26.0	1	38T
1981 St. Louis Cardinals	5	54	10.8	0	13

**Career Totals:****(2 NFL Seasons)****Erik Cook**

Position: C

Height: 6' 6" Weight: 308

Born: 7/5/1987, in Albuquerque, NM, USA

Drafted: 2010, Round 7, Pick 22, (229 Overall) by Washington Redskins

	GP	GS
2010 Washington Redskins	0	0
2011 Washington Redskins	6	2

**Career Totals:****(2 NFL Seasons)****Ryan Cook**

Position: C

Height: 6' 6" Weight: 328

Born: 5/8/1983, in Albuquerque, NM, USA

Drafted: 2006, Round 2, Pick 19, (51 Overall) by Minnesota Vikings

	GP	GS
2006 Minnesota Vikings	6	3
2007 Minnesota Vikings	16	16
2008 Minnesota Vikings	16	14
2009 Minnesota Vikings	16	0
2010 Minnesota Vikings	16	7
2011 Miami Dolphins	7	0
2012 Dallas Cowboys	13	11

**Career Totals:****(8 NFL Seasons)****Preston Dennard**

Position: WR

Height: 6' 1" Weight: 184


Born: 11/28/1955, in Cordele, GA, USA

High School: South Mountain (Phoenix, AZ)/Marcos de Niza (Tempe, AZ)

	REC	YDS	AVG	TD	LNG
1978 Los Angeles Rams	3	35	11.7	0	15
1979 Los Angeles Rams	43	776	17.8	4	50
1980 Los Angeles Rams	36	596	16.6	6	44
1981 Los Angeles Rams	49	821	16.8	4	64
1982 Los Angeles Rams	25	383	15.3	2	39
1983 Los Angeles Rams	33	465	14.1	5	61T
1984 Buffalo Bills	30	417	13.9	7	68T
1985 Green Bay Packers	13	182	14.0	2	34

**Career Totals:****(8 NFL Seasons)**

Preston Dennard also started in Super Bowl XIV opposite his former teammate Robin Cole, catching two passes for 32 yards.

**John Duff**

Position: DE/TE

Height: 6' 7" Weight: 250

Born: 7/31/1967, in Columbus, OH, USA

High School: Tustin (CA)

	GP	GS
1993 Los Angeles Raiders	1	0
1994 Los Angeles Raiders	4	0
1995 Jacksonville Jaguars	0	0

**Career Totals:****(3 NFL Seasons)****SaQwan Edwards**

Position: CB

Height: 6' 0" Weight: 200

Born: 5/13/1992, in Houston, TX, USA

High School: Manvel (TX)

	TKL	SCK	INT	FF
2015 Oakland Raiders	0	0	0	0

**Career Totals:****(1 NFL Season)****Andy Frederick**

Position: OT/T

Height: 6' 6" Weight: 265

Born: 7/25/1954, in Oak Park, IL, USA

High School: St. Joseph (Westchester, IL)

Drafted: 1977, Round 5, Pick 25 (137 Overall) by Dallas Cowboys

	GP	GS
1977 Dallas Cowboys	13	0
1978 Dallas Cowboys	16	0
1979 Dallas Cowboys	16	0
1980 Dallas Cowboys	16	0
1981 Dallas Cowboys	16	0
1982 Cleveland Browns	7	0
1983 Chicago Bears	16	0
1984 Chicago Bears	16	0
1985 Chicago Bears	16	0

**Career Totals:****(9 NFL Seasons)**



## Dillon Farrell

Position: C  
Height: 6' 5" Weight: 303  
Born: 9/7/1990, in Baton Rouge, LA, USA  
High School: Christian Life (Baton Rouge, LA)

	GP	GS
2014 San Francisco 49ers	8	0
<b>Career Totals:</b>	<b>8</b>	<b>0</b>
<b>(1 NFL Seasons)</b>		

## Frank Giddens

Position: OT  
Height: 6' 7" Weight: 300  
Born: 1/20/1959, in Lubbock, TX, USA  
High School: Cralsbad (NM)

	GP	GS
1981 Philadelphia Eagles	16	0
1982 Philadelphia Eagles	9	0
<b>Career Totals:</b>	<b>25</b>	<b>0</b>
<b>(2 NFL Seasons)</b>		

## Lennox Gordon

Position: RB  
Height: 6' 0" Weight: 201  
Born: 9/9/1978, in Higley, AZ, USA  
High School: Red Mountain (Mesa, AZ)

	ATT	YDS	AVG	TD	LNG
1999 Buffalo Bills	11	38	3.5	0	13
2000 Indianapolis Colts	4	13	3.3	0	6
<b>Career Totals:</b>	<b>15</b>	<b>51</b>	<b>3.4</b>	<b>0</b>	<b>13</b>
<b>(2 NFL Seasons)</b>					

## Bruce Herron

Position: LB  
Height: 6' 2" Weight: 220  
Born: 4/14/1954, in Victoria, TX, USA  
High School: Bloomington (TX)

	GP	GS	SCK
1978 Chicago Bears	15	0	0
1979 Chicago Bears	16	0	0
1980 Chicago Bears	15	0	0
1981 Chicago Bears	16	0	0
1982 Chicago Bears	9	0	1.0
<b>Career Totals:</b>	<b>71</b>	<b>0</b>	<b>1.0</b>
<b>(5 NFL Seasons)</b>			

## Dave Hettema

Position: T  
Height: 6' 4" Weight: 249  
Born: 11/7/1942, in Pasadena, CA, USA  
High School: Pasadena (CA)

	GP	GS
1967 San Francisco 49er's	7	0
1970 Atlanta Falcons	6	0
<b>Career Totals:</b>	<b>13</b>	<b>0</b>
<b>(2 NFL Seasons)</b>		

## Shawn Hollingsworth

Position: T  
Height: 6' 2" Weight: 260  
Born: 12/4/1961, in Brownwood, TX, USA  
High School: Brownwood (TX)

	GP	GS
1983 Denver Broncos	5	0
<b>Career Totals:</b>	<b>5</b>	<b>0</b>
<b>(1 NFL Season)</b>		

## Eric Jack

Position: CB  
Height: 5' 10" Weight: 177  
Born: 4/19/1972, in Dallas, TX, USA  
High School: Eastwood (El Paso, TX)

	GP	GS
1994 Atlanta Falcons	16	0
1995 Atlanta Falcons	0	0
<b>Career Totals:</b>	<b>16</b>	<b>0</b>
<b>(2 NFL Seasons)</b>		

## Joe Maese

Position: C  
Height: 6' 0" Weight: 241  
Born: 12/2/1978, in Morenci, AZ, USA  
High School: Cortez (Phoenix, AZ)  
Drafted: 2001, Round 6, Pick 31 (194 Overall) by Baltimore Ravens

	GP	GS
2001 Baltimore Ravens	15	0
2002 Baltimore Ravens	16	0
2003 Baltimore Ravens	16	0
2004 Baltimore Ravens	15	0
2005 Detroit Lions	3	0
<b>Career Totals:</b>	<b>65</b>	<b>0</b>
<b>(5 NFL Seasons)</b>		

## Terance Mathis

Position: WR  
Height: 5' 10" Weight: 185  
Born: 6/7/1967, in Detroit, MI, USA  
High School: Redan (Stone Mountain, GA)  
Drafted: 1990, Round 6, Pick 3 (140 Overall) by New York Jets

	REC	YDS	AVG	TD	LNG
1990 New York Jets	19	245	12.9	0	23
1991 New York Jets	28	329	11.8	1	39
1992 New York Jets	22	316	14.4	3	55T
1993 New York Jets	24	352	14.7	0	46
1994 Atlanta Falcons	111	1342	12.1	11	81
1995 Atlanta Falcons	78	1039	13.3	9	54T
1996 Atlanta Falcons	69	771	11.2	7	55
1997 Atlanta Falcons	62	802	12.9	6	49
1998 Atlanta Falcons	64	1136	17.8	11	78T
1999 Atlanta Falcons	81	1016	12.5	6	52
2000 Atlanta Falcons	57	679	11.9	5	44T
2001 Atlanta Falcons	51	564	11.1	2	34
2002 Pittsburgh Steelers	23	218	9.5	2	22
<b>Career Totals:</b>	<b>689</b>	<b>8809</b>	<b>12.8</b>	<b>63</b>	<b>81</b>
<b>(12 NFL Seasons)</b>					

Terance Mathis had a superb 12-year career. He caught a TD in Super Bowl XXXIII and lead Atlanta in receiving in that game. He is second on the Falcons' career list for catches and yards.



## Ramos McDonald

Position: CB/DB  
Height: 5' 11" Weight: 198  
Born: 4/30/1976, in Dallas, TX, USA  
High School: Liberty Elyau (Texarkana, TX)  
Drafted: 1998, Round 3, Pick 19 (80 Overall) by Minnesota Vikings

	GP	GS	INT
1998 Minnesota Vikings	15	0	0
1999 Minnesota Vikings	5	5	0
1999 San Francisco 49er's	9	7	1
2000 New York Giants	3	0	0
<b>Career Totals:</b>	<b>32</b>	<b>12</b>	<b>1</b>
<b>(3 NFL Seasons)</b>			

## Scott McGarrahan

Position: DB  
Height: 6' 1" Weight: 198  
Born: 2/12/1974, in Arlington, TX, USA  
High School: Lamar (Arlington, TX)  
Drafted: 1998, Round 6, Pick 3 (156 Overall) by Green Bay Packers

	TKL	INT	SCK
1998 Green Bay Packers	0	0	0
1999 Green Bay Packers	0	0	0
2000 Green Bay Packers	0	0	0.5
2001 Miami Dolphins	8	0	0
2002 Miami Dolphins	8	0	1.0
2003 Tennessee Titans	47	0	1.0
2004 Tennessee Titans	40	1	0.5
2005 San Diego Chargers	1	0	0
2005 Detroit Lions	0	0	0
<b>Career Totals:</b>	<b>104</b>	<b>1</b>	<b>3.0</b>
<b>(8 NFL Seasons)</b>			

## Avery Monfort

Position: HB  
Height: 5' 10" Weight: 178  
Born: 12/19/1918, in Copan, OK, USA

	ATT	YDS	AVG	TD	LNG
1942 Chicago Cardinals	3	8	2.7	0	11
<b>Career Totals:</b>	<b>3</b>	<b>8</b>	<b>2.7</b>	<b>0</b>	<b>11</b>
<b>(1 NFL Season)</b>					

## Bobby Morgan

Position: DB  
Height: 6' 0" Weight: 205  
Born: 8/7/1940, in Warnego, KS, USA  
High School: Warnego (KS)

	GP	GS
1967 Pittsburgh Steelers	5	0
<b>Career Totals:</b>	<b>5</b>	<b>0</b>
<b>(1 NFL Season)</b>		

## Steve Myer

Position: QB  
Height: 6' 2" Weight: 191  
Born: 7/17/1954, in Covina, CA, USA  
High School: West Covina (CA)

	ATT	CMP	YDS	TD	INT
1976 Seattle Seahawks	0	0	0	0	0
1977 Seattle Seahawks	130	70	729	6	12
1978 Seattle Seahawks	22	11	94	0	2
1979 Seattle Seahawks	8	2	28	0	0
<b>Career Totals:</b>	<b>160</b>	<b>83</b>	<b>851</b>	<b>6</b>	<b>14</b>
<b>(4 NFL Seasons)</b>					



**Winslow Oliver**

Position: RB  
 Height: 5' 7" Weight: 180  
 Born: 3/3/1973, in Houston, TX, USA  
 High School: Clements (Sugar Land, TX)/Kempner (Houston, TX)  
 Drafted: 1996, Round 3, Pick 12 (73 Overall) by Carolina Panthers

	ATT	YDS	AVG	TD	LNG
1996 Carolina Panthers	47	183	3.9	0	16
1997 Carolina Panthers	1	0	0.0	0	0
1998 Carolina Panthers	0	0	0.0	0	0
1999 Atlanta Falcons	8	32	4.0	0	10
2000 Atlanta Falcons	0	0	0.0	0	0
<b>Career Totals:</b>	<b>56</b>	<b>215</b>	<b>3.8</b>	<b>0</b>	<b>16</b>

**(5 NFL Seasons)**

Winslow Oliver carved out a nice five-year career in the NFC South with the Carolina Panthers and the Atlanta Falcons. His biggest NFL play came in 1996 when he recorded an 84-yard punt return for a touchdown against the New Orleans Saints.

**Terrance Pennington**

Position: OT  
 Height: 6' 7" Weight: 319  
 Born: 9/25/1983, in Los Angeles, CA, USA  
 Drafted: 2006, Round 7, Pick 8 (216 Overall) by Buffalo Bills

	GP	GS
2006 Buffalo Bills	11	0
2007 Atlanta Falcons	5	0
<b>Career Totals:</b>	<b>16</b>	<b>0</b>


**(2 NFL Seasons)****Don Perkins**

Position: FB/HB/OHB/RB  
 Height: 5' 10" Weight: 200  
 Born: 3/4/1938, in Waterloo, IA, USA  
 High School: West (Waterloo, IA)

	ATT	YDS	AVG	TD	LNG
1961 Dallas Cowboys	200	815	4.1	4	47
1962 Dallas Cowboys	222	945	4.3	7	35
1963 Dallas Cowboys	149	614	4.1	7	19T
1964 Dallas Cowboys	174	768	4.4	6	59
1965 Dallas Cowboys	177	690	3.9	0	43
1966 Dallas Cowboys	186	726	3.9	8	24
1967 Dallas Cowboys	201	823	4.1	6	30
1968 Dallas Cowboys	191	836	4.4	4	28T
<b>Career Totals:</b>	<b>1500</b>	<b>6217</b>	<b>4.1</b>	<b>42</b>	<b>59</b>

**(8 NFL Seasons)**

Perkins was the NFL Rookie of the Year for Dallas in 1961, and he finished in the top-10 in the NFL in rushing in all eight of his seasons. He was the first Cowboy to ever rush for 100 yards in a game. He was the second inductee to the Cowboys Ring of Honor.

**Jhurrell Pressley**

Position: RB  
 Height: 5' 10" Weight: 206  
 Born: 5/20/1992, in Newark, DE, USA  
 High School: Red Lion Christian Academy (New Castle, DE)

	ATT	YDS	AVG	TD	LNG
2016 Green Bay Packers	0	0	0.0	0	0
2016 Atlanta Falcons	0	0	0.0	0	0
2017 Jacksonville Jaguars	0	0	0.0	0	0
<b>Career Totals:</b>	<b>0</b>	<b>0</b>	<b>0.0</b>	<b>0</b>	<b>0</b>

**(1 NFL Season)****Glover Quin**

Position: DB  
 Height: 6' 0" Weight: 207  
 Born: 1/15/86, in McComb, Mississippi, USA  
 High School: Summit North Pike (McComb, Miss.)  
 Drafted: 2009, Round 4, Pick 12 (112 Overall) by Houston Texans

	GP	GS	TKL	SCK	INT	PD	FF
2009 Houston Texans	15	12	68	0.0	0	11	0
2010 Houston Texans	16	16	85	0.0	3	14	1
2011 Houston Texans	16	16	77	0.0	0	9	0
2012 Houston Texans	16	16	84	1.0	2	14	2
2013 Detroit Lions	16	16	57	2.0	3	8	1
2014 Detroit Lions	16	16	73	0.0	7	10	0
2015 Detroit Lions	16	16	67	0.0	4	5	1
2016 Detroit Lions	16	16	68	0.0	2	5	0
2017 Detroit Lions	16	16	84	0.0	3	6	0
2018 Detroit Lions	16	16	74	0.0	0	3	0
<b>Career Totals:</b>	<b>159</b>	<b>156</b>	<b>737</b>	<b>3.0</b>	<b>24</b>	<b>85</b>	<b>5</b>

**(10 NFL Seasons)**

Glover Quin has quickly become one of the best in the NFL. He was named one of the Top 100 players in the NFL for the 2014 season after a career-best seven interceptions.

**Randy Rich**


Position: CB/DB/S  
 Height: 5' 10" Weight: 178  
 Born: 12/28/1953, in Bakersfield, CA, USA  
 High School: Bakersfield (CA)

	GP	GS
1977 Detroit Lions	2	0
1978 Cleveland Browns	9	0
1978 Oakland Raiders	1	0
1979 Cleveland Browns	16	0
<b>Career Totals:</b>	<b>28</b>	<b>0</b>

**(3 NFL Seasons)****Jason Sanders**

Position: K  
 Height: 5' 11" Weight: 186  
 Born: 11/16/1995, in Orange, CA, USA

	FGM	FGA	LNG	XP	XPA	PTS
2018 Miami Dolphins	18	20	50	35	36	89
2019 Miami Dolphins	23	30	54	29	30	98
2020 Miami Dolphins	36	39	56	36	36	144
<b>Career Totals:</b>	<b>77</b>	<b>89</b>	<b>56</b>	<b>100</b>	<b>102</b>	<b>331</b>

**(3 NFL Seasons)****Sam Scarber**

Position: RB  
 Height: 6' 2" Weight: 232  
 Born: 6/24/1949, in St. Louis, MO, USA  
 High School: O'Fallon Technical (St. Louis, MO)

	ATT	YDS	AVG	TD	LNG
1975 San Diego Chargers	15	68	4.5	1	18
1976 San Diego Chargers	61	236	3.9	1	14
<b>Career Totals:</b>	<b>76</b>	<b>304</b>	<b>4.0</b>	<b>2</b>	<b>18</b>

**(2 NFL Seasons)****David Sloan**

Position: TE  
 Height: 6' 6" Weight: 258  
 Born: 6/8/1972, in Fresno, CA, USA  
 High School: Sierra (Tollhouse, CA)  
 College: Fresno City College, University of New Mexico  
 Drafted: 1995, Round 3, Pick 6 (70 Overall) by Detroit Lions

	REC	YDS	AVG	TD	LNG
1995 Detroit Lions	17	184	10.8	1	24
1996 Detroit Lions	7	51	7.3	0	18
1997 Detroit Lions	29	264	9.1	0	25
1998 Detroit Lions	11	146	13.3	1	33
1999 Detroit Lions	47	591	12.6	4	74T
2000 Detroit Lions	32	379	11.8	2	59
2001 Detroit Lions	37	409	11.1	7	27
2002 New Orleans Saints	12	127	10.6	0	29
2003 New Orleans Saints	0	0	0.0	0	0
<b>Career Totals:</b>	<b>192</b>	<b>2151</b>	<b>11.2</b>	<b>15</b>	<b>74T</b>

**(9 NFL Seasons)****Ken Smith**

Position: TE  
 Height: 6' 4" Weight: 225  
 Born: 7/25/1951, in Houston, TX, USA  
 High School: Malakoff (TX)  
 College: Navarro Junior College, University of New Mexico

	GP	GS
1973 Cleveland Browns	13	0

**Career Totals:**  
**(1 NFL Season)**

**Marcus Smith**

Position: WR  
 Height: 6' 1" Weight: 215  
 Born: 1/11/1985, in San Diego, CA, USA  
 High School: Samuel F.B. Morse HS (San Diego, CA)

	GP	GS
2008 Baltimore Ravens	7	0
2009 Baltimore Ravens	0	0
2010 Baltimore Ravens	14	0
<b>Career Totals:</b>	<b>21</b>	<b>0</b>

**(3 NFL Seasons)****Paul Smith**

Position: DE/DT  
 Height: 6' 3" Weight: 254  
 Born: 8/13/1945, in Ada, OK, USA  
 High School: Roswell (NM)  
 Drafted: 1968, Round 9, Pick 3 (222 Overall) by Denver Broncos

	GP	GS	FR	TD
1968 Denver Broncos	12	3	0	0
1969 Denver Broncos	14	1	1	0
1970 Denver Broncos	14	14	0	0
1971 Denver Broncos	14	14	1	0
1972 Denver Broncos	14	14	0	0



1973	Denver Broncos	14	14	1	0
1974	Denver Broncos	4	2	0	0
1975	Denver Broncos	13	12	2	1
1976	Denver Broncos	11	10	0	0
1977	Denver Broncos	12	2	1	0
1978	Denver Broncos	11	0	1	0
1979	Washington Redskins	15	2	0	0
1980	Washington Redskins	16	7	0	0
<b>Career Totals:</b>		<b>164</b>	<b>95</b>	<b>7</b>	<b>1</b>
<b>(2 AFL Seasons)</b>					
<b>(11 NFL Seasons)</b>					

Paul Smith had a distinguished AFL and NFL career after being drafted by the Denver Broncos. The two-time Pro Bowl pick grew up in Roswell, New Mexico. In 1986 he was inducted into the Denver Broncos Ring of Honor. He was a part of Denver's Super Bowl XII squad that lost to Dallas 27-10.



## Nick Speegle

Position: LB  
Height: 6' 6" Weight: 241  
Born: 11/29/1981, in Albuquerque, NM, USA  
High School: La Cueva (NM)  
Drafted: 2005, Round 6, Pick 2 (176 Overall) by Cleveland Browns

	GP	GS	TKL
2005 Cleveland Browns	14	0	10
2006 Cleveland Browns	2	0	0
<b>Career Totals:</b>	<b>16</b>	<b>0</b>	<b>10</b>
<b>(2 NFL Seasons)</b>			

## Billy Strother

Position: LB  
Height: 6' 0" Weight: 230  
Born: 1/8/1982,  
High School: Harrison (Evansville, IN)

	GP	GS
2004 Miami Dolphins	1	0
2004 Washington Redskins	2	0
<b>Career Totals:</b>	<b>3</b>	<b>0</b>
<b>(2 NFL Season)</b>		

## Jon Sutton

Position: CB  
Height: 6' 1" Weight: 195  
Born: 1/1/1957, in New Orleans, LA, USA  
High School: Morningside (Inglewood, CA)

	GP	GS
1987 New Orleans Saints	2	0
<b>Career Totals:</b>	<b>2</b>	<b>0</b>
<b>(1 NFL Season)</b>		

## Claude Terrell

Position: OG  
Height: 6' 2" Weight: 343  
Born: 4/20/1982, in Texas City, TX, USA  
High School: La Marque (TX)  
Drafted: 2005, Round 4, Pick 33 (134 Overall) by St. Louis Rams

	GP	GS
2005 St. Louis Rams	14	10
2007 St. Louis Rams	6	3
<b>Career Totals:</b>	<b>20</b>	<b>13</b>
<b>(2 NFL Seasons)</b>		

## Lamaar Thomas

Position: WR  
Height: 6' 30" Weight: 185  
Born: 4/23/1990, in Fort Washington, MD, USA  
High School: Friendly (Fort Washington, MD)

	ATT	YDS	REC	YDS	TD
2013 Jacksonville Jaguars	0	0	2	21	0
<b>Career Totals:</b>	<b>0</b>	<b>0</b>	<b>2</b>	<b>21</b>	<b>0</b>
<b>(1 NFL Season)</b>					

## Robert Turner

Position: OT  
Height: 6' 4" Weight: 308  
Born: 8/20/1984, in Austin, TX, USA

	GP	GS
2007 New York Jets	2	0
2008 New York Jets	10	0
2009 New York Jets	13	2
2010 New York Jets	16	0
2011 New York Jets	0	0
2012 St. Louis Rams	16	16
2013 Tennessee Titans	6	6
<b>Career Totals:</b>	<b>63</b>	<b>24</b>
<b>(8 NFL Seasons)</b>		

## Willie Turrell

Position: RB  
Height: 5' 10" Weight: 190  
Born: 2/1/1964, in Tallahassee, FL, USA  
High School: Amos P. Godby (Tallahassee, FL)

	GP	GS
1987 Philadelphia Eagles	1	0
<b>Career Totals:</b>	<b>1</b>	<b>0</b>
<b>(1 NFL Season)</b>		


## Brian Urlacher

Position: LB  
Height: 6' 3" Weight: 250  
Born: 5/25/1978, in Pasco, WA, USA  
High School: Lovington (NM)  
College: University of New Mexico  
Drafted: 2000, Round 1, Pick 9, (9 Overall) by Chicago Bears

		TKL	SCK	INT	FR
2000	Chicago Bears	101	8.0	2	1
2001	Chicago Bears	89	6.0	3	2
2002	Chicago Bears	115	4.5	1	2
2003	Chicago Bears	87	2.5	0	0
2004	Chicago Bears	52	5.5	1	0
2005	Chicago Bears	97	6.0	0	0
2006	Chicago Bears	92	0.0	3	1
2007	Chicago Bears	92	5.0	5	2
2008	Chicago Bears	79	0.0	2	1
2009	Chicago Bears	3	0.0	0	0
2010	Chicago Bears	96	4.0	1	2

2011	Chicago Bears	84	0.0	3	2
2012	Chicago Bears	53	0.0	1	2
<b>Career Totals:</b>		<b>1040</b>	<b>41.5</b>	<b>22</b>	<b>15</b>
<b>(13 NFL Seasons)</b>					

The list of Urlacher's accomplishments in the NFL are numerous. An eight-time Pro Bowl pick, five-time All-Pro, AP NFL Defensive Rookie of the Year, AP NFL Defensive Player of the Year (2005), and a member of the 2000 All-Decade team, Urlacher is UNM's most accomplished NFL alum.



## Emilio Vallez

Position: LB/TE  
Height: 6' 2" Weight: 210  
Born: 4/30/1946, in Vegvita, NM, USA  
High School: Belen (NM)  
Drafted: 1968, Round 12, Pick 16 (316 Overall) by Chicago Bears

	GP	GS
1968 Chicago Bears	6	0
1969 Chicago Bears	2	0
<b>Career Totals:</b>	<b>8</b>	<b>0</b>
<b>(2 NFL Seasons)</b>		

## Rod Wallace

Position: DT/G  
Height: 6' 5" Weight: 255  
Born: 2/10/1949, in Pueblo, CO, USA  
High School: Central (Pueblo, CO)  
Drafted: 1971, Round 10, Pick 25 (259 Overall) by Dallas Cowboys

	GP	GS
1971 Dallas Cowboys	11	0
1972 Dallas Cowboys	14	1
1973 Dallas Cowboys	12	3
<b>Career Totals:</b>	<b>37</b>	<b>4</b>
<b>(3 NFL Seasons)</b>		

## Dave Ward

Position: E  
Height: 5' 10" Weight: 195  
Born: 3/10/1907,

	GP	GS
1933 Boston Redskins	1	0
<b>Career Totals:</b>	<b>1</b>	<b>0</b>
<b>(1 NFL Season)</b>		

## Derwin Williams

Position: WR  
Height: 6' 1" Weight: 185  
Born: 5/6/1961, in Bronwood, TX, USA  
High School: Brownwood (TX)

		REC	YDS	AVG	TD	LNG
1985	New England Patriots	9	163	18.1	0	30
1986	New England Patriots	2	35	17.5	0	26
1987	New England Patriots	3	30	10.0	0	12
<b>Career Totals:</b>		<b>14</b>	<b>228</b>	<b>16.3</b>	<b>0</b>	<b>30</b>
<b>(3 NFL Seasons)</b>						



**Mike Williams**

Position: FB/TE

Height: 6' 3" Weight: 222

Born: 10/14/1957, in New Kingston, PA, USA

High School: Parkland (El Paso, TX)

Drafted: 1979, Round 8, Pick 3 (195 Overall) by Kansas City Chiefs

	ATT	YDS	REC	YDS	TD
1979 Kansas City Chiefs	69	261	16	129	3
1980 Kansas City Chiefs	0	0	2	9	1
1981 Kansas City Chiefs	2	0	1	3	0
<b>Career Totals:</b>	<b>71</b>	<b>261</b>	<b>19</b>	<b>141</b>	<b>4</b>

**(3 NFL Seasons)****Ray Wilson**

Position: S

Height: 6' 2" Weight: 202

Born: 8/26/1971, in Panama City, FL, USA

High School: A. Crawford Mosley (Panama City, FL)

	GP	GS
1994 Green Bay Packers	3	0
1994 New Orleans Saints	3	0
<b>Career Totals:</b>	<b>6</b>	<b>0</b>

**John Woodcock**

Position: DE/DT

Height: 6' 3" Weight: 252

Born: 3/19/1954, in Eureka, CA, USA

High School: Washington (Fremont, CA)

Drafted: 1976, Round 3, Pick 16 (76 Overall) by Detroit Lions

	GP	GS
1976 Detroit Lions	14	0
1977 Detroit Lions	14	0
1978 Detroit Lions	16	0
1980 Detroit Lions	8	0
1981 San Diego Chargers	12	0
1982 San Diego Chargers	6	0
<b>Career Totals:</b>	<b>70</b>	<b>0</b>

**(6 NFL Seasons)****Don Woods**

Position: RB

Height: 6' 1" Weight: 209

Born: 2/17/1951, in Denton, TX, USA

High School: Fred Moore (Denton, TX)

	ATT	YDS	REC	YDS	TD
1974 San Diego Chargers	227	1162	26	349	10
1975 San Diego Chargers	87	317	13	101	2
1976 San Diego Chargers	126	450	34	224	4
1977 San Diego Chargers	118	405	18	218	2
1978 San Diego Chargers	151	514	34	295	3
1979 San Diego Chargers	0	0	0	0	0
1980 San Diego Chargers	4	10	0	0	0
1980 San Francisco 49ers	50	229	20	171	0
<b>Career Totals:</b>	<b>763</b>	<b>3087</b>	<b>145</b>	<b>1358</b>	<b>21</b>

**(7 NFL Seasons)**

## Lobos in Other Leagues

Along with the NFL, the Lobos have been well represented in other professional leagues. The United States Football League (USFL) lasted from 1983-85. Don Elliott was the 288th and final pick of the inaugural USFL first-year player draft in 1983, selected by the Los Angeles Express in the 24th round. In NFL terms, he would have been Mr. Irrelevant.

The same year three Lobos, Mike Carter, Keith McGee and Dave Osborn, were taken in the USFL Territorial Draft by the Arizona Wranglers. Three other Lobos saw action in the USFL, with Frank Giddens playing for Arizona in 1984 and Jimmie Carter playing for the Arizona Outlaws in 1985. The short-lived AAF, the Alliance of American Football, saw Jhurrell Pressley lead the league in rushing for the Arizona Hotshots, and his teammate was former Lobo Marquis Bundy. Pressley also spent time in the XFL's 2020 reincarnation.

The best run in the USFL might go to Jonathon Sutton, a defensive back with the Philadelphia Stars, who was on their title winning team in 1984, winning the USFL Championship Game 23-3 over Arizona. The next year the Stars moved to Baltimore and won the championship again, winning 28-24 over the Oakland Invaders.

Many Lobos have played in the various indoor leagues around the country. Six former Lobos spent the 2017 season with the Duke City Gladiators, including Brett Bowers, Darryl Johnson, Donovan Porterie, Fatu Ulale, Jaymar Latchison and Chris Smalls, and Austin Apodaca and Avery Jordan have played in the CFL with the Montreal Alouettes and the Hamilton Tiger Cats.







# LOBOS IN THE NFL DRAFT



Year drafted	Round	Pick in round	Overall Pick	Player	Team	Position
2018	7	15	229	Jason Sanders	Dolphins	K
2010	7	22	229	Erik Cook	Redskins	G
2009	4	12	112	Glover Quin	Texans	DB
2009	6	27	200	DeAndre Wright	Giants	DB
2008	4	7	106	Marcus Smith	Ravens	WR
2007	3	4	68	Quincy Black	Buccaneers	LB
2006	2	19	51	Ryan Cook	Vikings	C
2006	7	8	216	Terrance Pennington	Bills	T
2005	4	33	134	Claude Terrell	Rams	G
2005	6	2	176	Nick Speegle	Browns	LB
2002	5	1	136	Jarrod Baxter	Texans	RB
2001	6	31	194	Joe Maese	Ravens	C
2000	1	9	9	Brian Urlacher	Bears	LB
2000	7	20	226	Casey Tisdale	Patriots	LB
1998	3	19	80	Ramos McDonald	Vikings	DB
1998	6	3	156	Scott McGarrahan	Packers	DB
1996	3	12	73	Winslow Oliver	Panthers	RB
1996	6	6	173	Chris Griffin	Patriots	TE
1995	3	6	70	David Sloan	Lions	TE
1995	3	16	80	Stoney Case	Cardinals	QB
1991	12	23	329	Ron Shipley	Chiefs	G
1990	6	3	140	Terance Mathis	Jets	WR
1985	10	17	269	Buddy Funck	Broncos	QB
1984	7	10	178	Jimmie Carter	Lions	LB
1984	7	24	192	Derwin Williams	Patriots	WR
1981	4	13	96	Brad Wright	Dolphins	QB
1981	5	16	127	Ricky Martin	Steelers	WR
1981	12	12	316	Bob Shupryt	Bears	LB
1980	3	25	81	Charles Baker	Cardinals	LB
1980	4	23	106	Chris Combs	Oilers	TE
1979	8	3	195	Mike Williams	Chiefs	RB
1977	1	21	21	Robin Cole	Steelers	LB
1977	5	25	137	Andy Frederick	Cowboys	T
1977	7	13	180	Bruce Herron	Dolphins	LB
1977	9	11	234	Dave Green	Chiefs	T
1976	4	1	93	Steve Myer	Seahawks	QB
1976	17	18	477	Bob Berg	Bills	K
1974	6	4	134	Don Woods	Packers	RB
1973	9	13	221	Larry Dibbles	Vikings	DE
1973	17	11	427	Fred Henry	Rams	RB
1971	3	17	69	Sam Scarber	Cowboys	RB
1971	10	25	259	Rodney Wallace	Cowboys	DT
1970	11	22	282	David Bookert	Rams	RB
1969	13	19	336	Rene Matison	Cowboys	WR
1968	9	3	222	Paul Smith	Broncos	LB
1968	12	16	316	Emilio Vallez	Bears	LB
1967	12	19	309	Ben Monroe	Eagles	QB
1966	11	7	162	Stan Quintana	Vikings	DB
1965	16	2	212	Dave Hettema	49ers	T
1964	15	9	205	Cliff Stallings	Cardinals	B
1963	15	4	200	George Heard	Eagles	E
1960	7	1	73	Ron Morrison	Rams	T
1960	9	10	106	Don Perkins	Colts	B
1958	29	4	341	Glen Hakes	Bears	G
1955	12	12	145	Jack Eaton	Browns	T
1955	17	1	194	Larry White	Cardinals	C
1953	14	12	169	Jack Barger	Lions	T
1953	28	2	327	Mike Prokopiak	Cardinals	B
1952	27	4	317	Chuck Hill	Eagles	B
1949	12	1	112	Virgil Boeler	Lions	C
1948	19	9	174	Rudy Krall	Eagles	B
1946	13	3	113	George Poppin	Steelers	T
1945	27	9	283	Bill Thompson (tackle)	Eagles	T
1939	7	1	51	Bill Dwyer (American football)	Cardinals	B
1939	18	7	167	Dutch Niemant	Lions	B



# UNIVERSITY STADIUM & BRANCH FIELD



Entering its 61st season, University Stadium is the home of the New Mexico Lobos. The stadium complex has seen plenty of upgrades over previous seasons, including a new athletic performance center in the Tow Diehm Football Building, the largest scoreboard and video board in the Mountain West, and a new synthetic playing surface courtesy of a generous gift from Turner and Margaret Branch.

The stadium opened its gates Sept. 17, 1960, when UNM hosted the National University of Mexico. The Lobos thumped their foreign visitors, 77-6, UNM's biggest margin of victory at University Stadium.

Prior to 1960, UNM played its home games at Zimmerman Field (1938-59) and University Field (1892-1937), where Ortega Hall, the Humanities building and Woodward Hall presently stand.

## DIRECTIONS

Located on the southeast corner of Avenida Cesar Chavez and University Boulevard, University Stadium can be easily accessed by exiting off I-25, just south of the Big-I, at Avenida Cesar Chavez. Head east on Avenida Cesar Chavez. After crossing University Boulevard, University Stadium is located on the right.



## LARGEST HOME CROWDS

ATTEN.	DATE	OPPONENT	SCORE
44,760	Sept. 17, 2005	New Mexico State	W, 38-21
44,075	Sept. 27, 2003	New Mexico State	W, 24-7
41,771	Sept. 1, 2001	UTEP	W, 26-6
41,003	Sept. 8, 2007	New Mexico State	W, 44-34
40,182	Oct. 1, 2004	Utah	L, 28-7
39,233	Oct. 8, 2005	BYU	L, 27-24
38,746	Sept. 11, 2004	Texas Tech	W, 27-24
37,533	Sept. 5, 2005	UNLV	W, 24-22
37,287	Oct. 23, 2004	San Diego State	W, 19-9
37,156	Oct. 18, 1997	Rice	L, 35-23

## YEAR-BY-YEAR AT UNIVERSITY STADIUM

Year	G	Record	Attendance	Average
1960	6	3-3	101,776	16,963
1961	6	5-1	102,111	17,019
1962	5	5-0	118,648	23,730
1963	6	4-2	125,822	20,970
1964	6	5-1	132,463	22,077
1965	6	2-4	122,762	20,460
1966	5	1-4	85,305	17,061
1967	6	1-5	72,972	14,504
1968	5	0-5	58,884	11,777
1969	5	2-3	72,972	14,594
1970	5	4-1	67,636	13,527
1971	6	3-2-1	120,389	20,064
1972	5	1-4	88,554	17,710
1973	5	3-2	77,766	15,553
1974	6	2-3-1	102,956	17,159
1975	6	4-2	98,624	17,437
1976	5	2-3	104,653	20,930
1977	5	3-2	87,858	17,571
1978	6	3-3	99,504	16,584
1979	6	4-2	125,443	20,907
1980	5	2-3	89,242	17,848
1981	5	2-2-1	82,014	16,402
1982	6	5-1	139,414	23,236
1983	5	4-1	95,621	19,124
1984	6	3-3	128,587	21,431
1985	5	1-4	98,762	19,752
1986	5	3-2	79,845	15,969
1987	4	0-4	62,515	15,629
1988	6	1-5	68,305	11,384
1989	5	2-3	103,628	20,726
1990	5	1-4	78,233	15,647
1991	5	2-3	79,112	15,822
1992	6	3-3	115,479	19,247
1993	6	4-2	151,844	25,307
1994	5	2-3	134,239	26,848
1995	7	3-4	177,683	25,383
1996	6	4-2	147,982	23,585
1997	6	5-1	183,972	30,662
1998	6	2-4	158,838	26,473
1999	6	3-3	150,664	25,111
2000	6	3-3	141,935	23,656
2001	6	4-2	187,608	31,268
2002	6	5-1	183,074	30,512
2003	7	5-2	<b>245,891</b>	35,127
2004	5	3-2	186,408	37,282
2005	5	2-3	191,707	<b>38,341</b>
2006	8	3-5	234,542	29,318
2007	7	6-1	208,259	29,751
2008	6	3-3	178,275	29,712
2009	6	1-5	161,661	26,944
2010	6	1-5	125,330	20,888
2011	6	1-5	120,160	20,027
2012	6	2-4	133,840	22,307
2013	6	2-4	141,220	23,537
2014	6	1-5	131,624	21,937
2015	8	5-3	188,224	23,528
2016	7	6-1	141,938	20,277
2017	6	2-4	127,161	21,194
2018	6	1-5	99,523	16,587
2019	6	2-4	94,483	15,747
2020	0	0-0	0	0
<b>Totals (61 yrs.)</b>	<b>346</b>	<b>167-176-3</b>	<b>7,517,912</b>	<b>21,728</b>





# L.F. "TOW" DIEHM FOOTBALL FACILITY

Lobo Football is housed in the L.F. "Tow" Diehm Football Facility, a large all-emcompassing building in the south end of University Stadium. Named for former trainer Tow Diehm and completed in 1995, the facility houses UNM's locker room, athletic performance center, training room and medical areas, team offices and meeting rooms, and a hospitality area. On game days, the third floor hospitality area serves as a premium seating area on the U.S. Bank Club Level, with indoor and outdoor seating, climate control, carving stations and a full bar.

The facility is named in honor of Tow Diehm, who did as much for Lobo athletics as anyone. He came to UNM in 1957 to serve as the school's athletics trainer, a position he would hold for 31 years. It was during that time that Diehm treated and befriended thousands of student-athletes. In 1988, he was elevated to associate athletics director where he began lobbying efforts with the state legislature to help fund a desperately needed athletics training facility.

His endless trips to Santa Fe resulted in the construction of the magnificent facility that now bears his name. Diehm was also instrumental in prompting legislators to pass a tuition waiver bill for out-of-state student-athletes, which provides a huge savings to all of the state's four-year institutions. Although he officially semi-retired in 1992, Diehm continued to work the legislature on behalf of UNM until his death in 1998.





# ATHLETIC PERFORMANCE CENTER

The 2014 season saw the debut of perhaps one of the most important pieces in the facility puzzle for the University of New Mexico football team. The new Athletic Performance Center for Football opened for business in August of 2014, giving the Lobo football team a state of the art athletic performance and training center for year-round dedicated use.

The New Mexico football team never had the chance to see the center being constructed, as it was locked away from the players and prying eyes. The team got to see the facility for the first time after the completion of fall camp in Ruidoso, and the team was stunned at what they saw. Along with brand new flooring and branding with the Lobo shield everywhere, racks and racks of dumbbells, machines, and every other piece of strength equipment you can imagine was there at their disposal


(including a 40-yard turf sprinting area). Every single thing brand new, gleaming and sparkling under all-new lighting as well.

"There was so much energy going through my body as soon as I walked through the door," said then-captain LaMar Bratton, one of the first players through the door to the new facility. "When I came here as a freshman, I could never imagine a weight room like it is now." The Athletic Performance Center reveal video made the national rounds on sites like SI.com and FootballScoop.com, and it remained the most viewed UNM football video for the program for four years.

The new Athletic Performance Center for Football is one of many major facility upgrade for the program, joining the FieldTurf installation in 2012, the Mountain West's largest scoreboard in 2013 and a state-of-the-art sound system for the stadium in 2015 and refurbishing the office space, including all meeting rooms, in Tow Diehm in 2017. The 2018 season saw a refurbished locker room, the first locker room renovation in over 30 years.

For Lobo Football, getting bigger, stronger and faster is a definitive goal of head coach Danny Gonzales, and Lobo football can take that to another level with the equipment and facility at the teams' disposal.

"Having a weight room that is a major conference quality weight room will allow for our athletic performance team to really work properly with our student-athletes," said Gonzales. "We have so many machines and such a large area at our disposal that we can really cater to the needs of our different positional needs."







Tim Herron has been on the PGA Tour since the 1993, and he owns four PGA victories. He finished sixth in the 1999 U.S. Open Championships and to date has won \$19.6 million in prize money over his career.




Kathleen Kennedy Townsend was the Sixth Lieutenant Governor of Maryland from 1995-2003. She is the oldest daughter of Robert F. and Ethel Kennedy, and she is the oldest grandchild of Joseph Kennedy, Sr. and Rose Kennedy.



Tony Booth was a part of the "Bakersfield Sound" movement in country music in the 1970s, and he boasts five top 30 albums and 10 top-50 country songs on the Country Music charts from 1970-77 as well as four American Country Music Awards, including 1971's Most Promising Male Vocalist



Shirley Hufstede was at one time the only female on a federal Court of Appeals when she served the U.S. Court of Appeals for the Ninth Circuit in 1968, appointed by President Lyndon B. Johnson. She served on the Court of Appeals for 11 years until President Jimmy Carter appointed her as the first United States Secretary of Education. She was even featured on a "Supersisters" trading card set that celebrated 72 important women in the United States in 1979.



Luc Longley played 11 years in the NBA, the first Australian to play in the league. He was the starting center for the Chicago Bulls during the final three championships of their six in eight years, from 1996-98. He played alongside Michael Jordan, and was the starting center for Chicago's 72-10 season, at the time a record for wins in a season. Longley was originally drafted seventh overall by the Minnesota Timberwolves, and he also saw time later in his career with the Phoenix Suns and New York Knicks.





Penny Marshall gained fame on television as Laverne DeFazio on *Laverne and Shirley*, which ran for seven seasons and saw Marshall earn three Golden Globe nominations. She moved on to become an accomplished director. "Big", directed by Marshall and starring Tom Hanks, became the first film directed by a woman to top the \$100 million mark. She later would direct "A League of Their Own" (also starring Hanks along with Geena Davis, Rosie O'Donnell and Madonna among others), a movie about the All-American Girls Professional Baseball League. That movie in 2012 was selected for preservation by the U.S. National Film Registry by the Library of Congress.



Holly Holm, who attended UNM in the early 2000s, went 33-2-3 as a professional boxer from 2002-13 with 18 World Titles in three weight classes. Holm has since switched to Mixed Martial Arts, defeating Rhonda Rousey to become the UFC Bantamweight World Champion.

Now retired after a distinguished 37-year career in the Marine Corps, William L. "Spyder" Nyland was a four-star general and Assistant Commander of the Marine Corps from 2002-05. Nyland was commissioned as a Second Lieutenant after serving in the Naval ROTC Program at UNM. He flew 122 combat missions in the Vietnam War, and earned the Defense Distinguished Service Medal and Distinguished Service Medal Legion of Merit. After retirement from the military, Nyland served as Deputy Director for Defense Research and Development for the Florida Institute for Human and Machine Cognition. He also spent time as Chairman of Toys for Tots.



## Other Notable Alumni

Edward Abbey	Writer of The Monkey Wrench Gang
John Adair	Pioneer of Navajo and Zuni cultural studies. In 1948, the university's first doctoral candidate in anthropology.
Ania Ahlborn	Top-selling horror novelist in Amazon
James Anaya	United Nations Special Rapporteur for Indigenous Human Rights
Christopher Andronikos	Geologist
Jerry Apodaca	The 24th Governor of New Mexico
Charlie Beljan	PGA Tour winner
Gary Berntsen	Former CIA Senior Operations Officer
Robert W. Bigelow	Attorney/Television Commentator
Sarah Bird	Novelist, screenwriter, and journalist
Charles W. Blackwell	First Ambassador of the Chickasaw Nation to the United States (1995–2013)
Paul Bloom	Former lawyer working as a special counsel for the United States Department of Energy
Timothy Braun	Author
Kirk Bryan	Geologist
Gregory R. Bryant	Rear Admiral U.S. Navy
Terry Calvani	Commissioner of the U.S. Federal Trade Commission
Michael Cooper	Former NBA player
Barbara Degenevieve	Photographer
Diane Dimond	Journalist, author, TV anchor
John Dodson	current mixed martial artist competing for the Ultimate Fighting Championship
Jack Dongarra	Mathematician and Computer Scientist, Distinguished Professor, University of Tennessee
James G. Ellis	Dean of USC Marshall School of Business
Mitch Garver	Major League Baseball player
Julio Gea-Banacloche	Quantum physics expert
J.R. Giddens	Former NBA Player
Janice Gould	Koyang'auwi Maidu writer and scholar
Danny Granger	Former NBA player/current broadcaster
Eddie Guerrero	WWE wrestler
James Haskins	Award-winning children's author
Bashirul Haq	Prominent architect and educator
Donald L. Ivers	Former judge of the United States Court of Appeals for Veterans Claims
Gary Johnson	The 29th Governor of New Mexico and 2012 presidential candidate
George Johnson	Science author
Brian Jay Jones	New York Times bestselling biographer of Washington Irving and Jim Henson
L. Luis Lopez	American poet.
Michelle Lujan Grisham	The 32nd Governor of New Mexico.
Miguel Marquez	ABC News correspondent
John H. Morrison	Lawyer and former President of the Association of American Rhodes Scholars
Lori Ostlund	American short story writer
Antoine Predock	Architect
V.B. Price	Journalist, poet, author, scholar and New Mexico historian
Devon Sandoval	Soccer player for New Mexico United
Caswell Silver	Geologist and CEO of Sundance Oil Company, endowed Caswell Silver Foundation at UNM
Leon Silver	Professor of Geology, California Institute of Technology, member National Academy of Sciences, winner of NASA Scientific Achievement Medal, trained Apollo astronauts in field geology for their lunar mission
Carol Jean Vigil	First Native American woman to be state district judge in the U.S.
John Wertheim	Former member of the Executive Committee of the Democratic National Committee
Cody Willard	Fox Business Network anchor





# DANNY GONZALES

## HEAD COACH

### 2ND SEASON AS HEAD COACH

### 12TH SEASON AT NEW MEXICO

### New Mexico, 1999

### Albuquerque, N.M.

Danny Gonzales, a native of Albuquerque who played football at Valley High School before playing for UNM and then serving as an assistant coach, has come home.

Gonzales, who has taken part in bowl games in 14 of the past 16 seasons, enters his second season as the head coach of The University of New Mexico. Gonzales was hired on December 17, 2019. The announcement was made by Director of Athletics Eddie Nuñez at halftime of a Lobo men's basketball game, and then he was formally introduced at a press conference the next day in The Pit.

The new Lobo head coach is certainly familiar with UNM, as a player, staff member and as a Lobo assistant coach, as well as through his time coaching against UNM. He joined his mentor and former coach Rocky Long as Lobo football players returning to coach their alma mater. In a 2006 article in the Albuquerque Journal, Long predicted that Gonzales would one day be the head coach of the Lobos.

Gonzales' first season was like no other in the history of college football, and while sometimes that type of sentence can be hyperbole ... it's not. Gonzales, without a full spring season and coaching a team that spent what little time in the preseason practicing in groups of five or 10, was also faced with no home games in 2020 due to the global COVID-19 pandemic and the state of New Mexico health order that wouldn't allow for games. Gonzales was able to lead his team through the 2021 season, going 2-5 overall and in the Mountain West. Those two wins, despite the odds stacked against the Lobos, equaled the number of Mountain West wins over the previous three seasons combined.

The 2020 season saw UNM go through four starting quarterbacks, and a fifth

who was injured prior to the start of the season. Gonzales proved his coaching mettle, utilizing 21 true freshmen during the season including a true freshman starting walk-on quarterback, just the third true freshman starting quarterback to start an FBS game since 2013. Gonzales also coached Lobo Football's first national award winner as Teton Saltes was named the winner of the Wuerffel Trophy for athletic, academics and community service.

The Lobos quickly established

a reputation as a team that never takes plays off and has a hard-hitting, hard-nosed defense. He was rated an "A" hire for UNM by several preseason publications.

Gonzales came to UNM after spending the past two seasons at Arizona State as defensive coordinator, and the previous seven before that as safeties coach and defensive coordinator at San Diego State. In 2018, he was a nominee for the Broyles Award, given to the most outstanding assistant coach in college football.

Gonzales came to UNM as a walk-on safety and punter after playing for the Valley Vikings. Gonzales lettered three times with the Lobos and was the 1998 winner of the Chuck Cummings Memorial Award, which is given for morale and spirit, and was the Lobo Club First Team Award winner for unselfish devotion to the team. At UNM, Gonzales played under Dennis Franchione and the aforementioned Long. Gonzales was a part of UNM's 1997 WAC division championship team that went 9-4 and played in the 1997 Insight.com Bowl against Arizona.

After his playing career, he served as a graduate assistant for Long, helping UNM start a school-record seven consecutive bowl eligible seasons from 2001-07. In 2003, Gonzales moved over a few offices to become video coordinator, a role he held from 2003-05. From 2006-08, he coached safeties and special teams, and he was a part of the coaching staff for UNM's 2007 squad that went 9-4 and won the New Mexico Bowl 23-0 over the Colin Kaepernick-led Nevada Wolf Pack. That win ended a 46-year bowl victory drought for the university.

Under Gonzales' watch in 2007, former walk-on placekicker John Sullivan became UNM's third consensus All-America selection, hitting a school-record 29 field goals. Sullivan did that despite a torn ACL. Sullivan was just one of many specialists that excelled under the tutelage of Gonzales, a former punter and defensive back. In addition, placekicker Kenny Byrd was a first team All-MW pick, punter Jordan Scott was honorable mention, and kicker James Aho was named a Freshman All-America.

Future NFL draft picks Glover Quin (Houston Texans) and Quincy Black (Tampa Bay Buccaneers) also earned all-conference honors at safety under Gonzales.


Overall, Lobo safeties had 55 pass breakups over the 2007-08 seasons, and the 2007 New Mexico squad ranked 13th nationally in total defense, 14th in scoring defense and 20th in passing defense.

In 2018 and 2019, Gonzales served on Herm Edwards' staff at Arizona State, where the Sun Devils have made it to back-to-back bowls and won two straight Territorial Cup games over Arizona.

In his first season in Tempe, Gonzales oversaw a Sun Devil defense that allowed the fewest points (332) since the 2012 season. ASU held nine of its opponents under 30 points, including seven consecutive games to start the season. ASU was one of seven teams to accomplish this, a feat that has only been done five times at the school in the Pac-10/12 era.

Despite having one of the nation's youngest defenses, Gonzales managed to significantly improve that side of the ball. Sun Devil freshmen (true or redshirt) combined for 3,300+ snaps on defense in 2018. Comparatively, freshmen combined for just 918 total defensive snaps played in 2017 and 1,035 in 2016.

Under Gonzales' tutelage, Merlin Robertson was named the Pac-12 Freshman Defensive Player of the Year after becoming the first Sun Devil freshman to lead the team in tackles since Jason Shivers in 2001. Aashari Crosswell also earned All-Pac-12 Honorable Mention for a campaign in which he led ASU in interceptions (four) and pass breakups (nine) and was seventh in the nation with 127 yards on interception returns.







During the regular season, ASU held opponents to just 3.5 points per fourth quarter, the fifth-lowest total in FBS. For comparison, the defense ranked 112th, 124th, and 121st in the same category over the past three seasons. Additionally, ASU allowed just 4.9 points per first quarter in the regular season, moving its national rank from 82nd in 2017 to 36th nationally in 2018. The Sun Devils allowed 25.1 points per game in the regular season, good for 49th nationally compared with 103rd (32.8 ppg) in 2017.

ASU finished the regular season tied for 20th nationally in fewest passing plays over 40 yards allowed, giving up just five. ASU ranked 90th in the category in 2017, allowing 12 such plays and 127th in 2016, allowing 22 passing plays over 40 yards allowed. Additionally, the Sun Devils finished 60th in the regular season allowing 5.63 yards per play this year, moving up over 50 spots from the team's 111th place finish in the category in 2017 (6.33 yards per play). ASU had finished 109th or worse in the category in three consecutive seasons prior to the current

campaign.

In 2019, it was more of the same as the Sun Devils ranked 22nd in rushing defense, and 19th in yards per carry against at just 3.40 yards per carry. The Sun Devils once again lowered their points allowed per game to 23.1 (41st) from 25.5 (50th) in 2018. Prior to Gonzales' arrival, Arizona State allowed 32.8 points in 2017 (103rd), 39.8 points in 2016 (123rd), and 33.5 points in 2015 (99th).

Furthermore, in 2019 the Sun Devils picked up 22 takeaways (13 fumbles and nine interceptions), good for a tie for 18th in the FBS. The Sun Devil defense continued to limit big plays, ranking tied for 14th nationally with just eight plays of 40 yards or more against them. The Sun Devils allowed just one rush of 30 yards or more (tying for third nationally) and none of 40 yards or more (one of five teams to make that claim).

The two years with Arizona State followed a seven-year stint from 2011-17 under Long at San Diego State, the first six as safeties coach and the final as defensive coordinator.

The Aztecs made seven straight bowls with Gonzales on staff, winning three Mountain West titles and three division titles along the way. In his first season as defensive coordinator in 2017, the Aztecs went 10-3, the program's third straight double-digit win season, and the team played in the Lockheed Martin Armed Forces Bowl. That year, the Aztecs ranked 21st nationally in scoring defense (20.2 points per game) and 11th nationally in total defense (314.8 yards per game). The Aztecs that year allowed the fewest plays of 10 yards or more (101) of any team in the FBS.

It was a season that saw the Aztecs pick up a pair of Pac-12 wins, defeating Stanford 20-17 and Arizona State 30-20. Four Aztecs were named All-Mountain West on defense and his defensive charges picked up three Mountain West Player of the Week awards.

## WHAT THEY ARE SAYING ABOUT ... DANNY GONZALES



"I would like to thank Danny for all that he has done for this program in just these last two seasons. We had a vision in mind when we arrived in Tempe and he was pivotal in helping turn that vision toward fruition. He is obviously one of the great young defensive minds in the country and when you have that kind of talent on your staff, you have to accept other places will take notice. We want all of our assistant coaches to succeed, because that means that our program is succeeding. I will always put our coaches in a situation where they have the best opportunity achieve that level success for themselves and for their families. I know that Danny will represent us well in Albuquerque and embody everything that he excelled at here while he was a Sun Devil."

--- Herm Edwards, head coach, Arizona State



"I'm very happy for coach Gonzales to be named the next head coach at UNM. This is great for our university to have someone who is from Albuquerque and cares about our school. I know he will get our program back where it should be. He is a great coach who cares about the kids he coaches. He is a good man and good friend. UNM is lucky to have a coach of his caliber leading our football program. Go Lobos!!"

--- Brian Urlacher, College Football and Pro Football Hall of Fame Member  
Former Lobo, 1996-99



"Danny Gonzales is a bright mind and an amazing person. He is the perfect fit for The University of New Mexico. We knew as a player and as a graduate assistant when we were together at UNM that he would end up in that position. It was clear from the beginning what he was preparing to do and what his life's work was. The fact that it has come to fruition is magical for both Coach Gonzales and for The University of New Mexico."

---Bronco Mendenhall, head coach, Virginia



**DANNY GONZALES PROFILE****Full Name:** Daniel Ray Gonzales**Born:** January 13, 1976**Birthplace:** Albuquerque, N.M.**Alma Mater:** New Mexico, 1999, B.A., Business Administration/General Management. New Mexico, 2002, M.A., Physical Education and Recreation**Playing Experience:** New Mexico, 1995-98**Family:** Wife, Sandra, children Cole, Jake, Chloe and Abby.

From 2011-16, Gonzales served as the safeties coach, coming to the Aztecs when Long was named head coach for the 2011 season.

From 2011-16, SDSU's 100 interceptions were the third-most in the country, while its 14 interceptions returned for a touchdown were tied for the fifth-most over that span. The Aztecs' 49 interceptions in 2015 and 2016 were the most in a two-year span in FBS play since Boston College had 51 in the 2007 and 2008 campaigns. SDSU led the country in interceptions (26) in 2016.

In 2015, the Aztecs finished among the top 10 in the four main defensive categories, including a tie for second with 23 interceptions, fifth in total defense (287.3), seventh in scoring defense (16.4) and rushing defense (108.7) and 10th in passing defense (178.6).

SDSU produced one of the best defensive efforts in school history in 2014, finishing in the top 20 nationally in nearly every defensive category, including scoring defense (13th) and total defense (16th).

Gonzales coached Nat Berhe and Eric Pinkins, both of whom were selected in the 2014 NFL Draft. Berhe was a fifth-round selection of the New York Giants, while Pinkins went in the sixth round to the defending Super Bowl champion Seattle Seahawks.

Under Gonzales' guidance, Berhe became the first Aztec safety in the Mountain West era (since 1999) to garner all-conference accolades three years in a row. Berhe, who landed on the 2013 preseason watch lists for the Jim Thorpe Award and Lott IMPACT Trophy, capped a brilliant collegiate career with first-team All-MW honors after leading the team with a career-high 99 tackles, including 60 solo stops.

As a team in 2012, the Aztec defense topped the MWC in rushing defense with 133.5 yards per game. SDSU also showed dramatic improvement in that statistic at



the national level, climbing from the 78th spot in 2011 to the 28th position in 2012.


Gonzales was part of a staff that saw the Aztec defense finish 2011 with the No. 1 conference ranking in sacks (2.23/g), tackles for loss (6.54/g), interceptions (15) and turnovers gained (28).

Gonzales has a pair of degrees from The University of New Mexico, earning his bachelor's degree in business administration and general management in 1998 and a master's degree in physical education and recreation in 2002. Danny and his wife Sandra have four children: Cole, Jake, Chloe and Abby.

**DANNY GONZALES YEAR-BY-YEAR COLLEGIATE COACHING RECORD**

School (Pos.)	Overall				Conference			Bowl
	Year	W	L	.PCT	W	L	.PCT	
New Mexico (G.A.)	1999	4	7	.364	3	4	.429	
New Mexico (G.A.)	2000	5	7	.417	3	4	.429	
New Mexico (G.A.)	2001	6	5	.545	4	3	.571	
New Mexico (G.A.)	2002	7	7	.500	5	2	.714	Las Vegas Bowl (L)
New Mexico (Video Coord.)	2003	8	5	.615	5	2	.714	Las Vegas Bowl (L)
New Mexico (Video Coord.)	2004	7	5	.583	5	2	.714	Emerald Bowl (L)
New Mexico (Video Coord.)	2005	6	5	.545	4	4	.500	
New Mexico (Saf./Special Teams)	2006	6	7	.462	4	4	.500	New Mexico Bowl (L)
New Mexico (Saf./Special Teams)	2007	9	4	.692	5	3	.625	New Mexico Bowl (W)
New Mexico (Saf./Special Teams)	2008	4	8	.333	2	6	.333	
San Diego State (Safeties)	2011	8	5	.615	4	3	.571	New Orleans (L)
San Diego State (Safeties)	2012	9	4	.692	7	1	.825*	Poinsettia (L)
San Diego State (Safeties)	2013	8	5	.615	6	2	.750	Famous Idaho Potato (W)
San Diego State (Safeties)	2014	7	6	.538	5	3	.625^	Poinsettia (L)
San Diego State (Safeties)	2015	11	3	.786	8	0	1.000*^	Hawai'i (W)
San Diego State (Safeties)	2016	11	3	.786	6	2	.750*^	Las Vegas (W)
San Diego State (Def. Coord./Saf.)	2017	10	3	.769	6	2	.750	Armed Forces (L)
Arizona State (Defensive Coordinator)	2018	7	6	.538	5	4	.556	Las Vegas (L)
Arizona State (Defensive Coordinator)	2019	7	5	.583	3	6	.333	Sun
New Mexico (Head Coach)	2020	2	5	.286	2	5	.286	
<b>Totals (20 seasons)</b>		<b>142</b>	<b>105</b>	<b>.575</b>	<b>92</b>	<b>62</b>	<b>.597</b>	





# DEREK WAREHIME

## OFF. COORD./TIGHT ENDS

### 5TH YEAR AT NEW MEXICO

Tulsa, 2006  
Choctaw, Okla.



Derek Warehime returned to The University of New Mexico in 2020, and is the offensive coordinator and tight ends coach for the program. He previously was on staff from 2012-14 serving as the tight ends coach, adding the duties of run-game coordinator in 2014. He came to Duke City after a three-season stint with the University of Texas, where he helped the Longhorns win three straight bowl games.

In 2020, Warehime directed an offense that improved nearly a touchdown a game, scoring 23.9 points per contest in conference play. The

Lobos moved all the way up to fourth in the Mountain West in total offense, and improving from 10th to fourth in passing offense. The Lobo offensive unit also improved in passing efficiency (up to seventh from 12th), first downs (3rd up from 7th), third down conversions (4th up from 9th), total third downs made (2nd up from 10th) and total turnovers, as UNM committed just nine in 2020 after a whopping 19 in 2019.

With the Longhorns, Warehime was with the program under Tom Herman for three seasons, coaching the offensive line in 2017, tight ends in 2018, and then adding special teams coordinator in 2019. The 2019 season saw Texas' special teams make great strides. The punt coverage team ranked 12th, allowing just 3.3 yards per return, and the 30 total return yards ranked 11th in the FBS. Kicker Cameron kicker converted 77.8 percent of his field goals, the best percentage for a Texas placekicker in seven seasons. Dicker earned honorable mention All-Big XII honors.

Also in 2019, Warehime's tight ends group was young, but they were a strength. Cade Brewer ranked third on the Longhorns in yards per catch.

He made the switch to mentor the tight ends in 2018, and his group excelled behind fifth-year senior Andrew Beck, who garnered first team All-Big XII honors. Beck, who was known as one of the best run-blocking tight ends in the nation, had a career year catching the ball, as well, with 28 receptions for 281 yards and two scores. Behind Beck, sophomore Cade Brewer and true freshman Reese Leitao contributed both offensively and on special teams in 2018.

Warehime's offensive line group dealt with injuries for much of 2017, including one to All-American left tackle Connor Williams, who missed most of eight games. No Longhorn started all 13 games, with Warehime having to use eight different starting combinations throughout the season. Junior left guard

Patrick Vahe led the way with 12 starts, while true freshman Derek Kerstetter started the final 10 games of the season at right tackle and sophomore Zach Shackelford started eight at center.

In his second season with the Cougars, Warehime helped UH to a 9-3 record prior to joining Herman on the 40 Acres. UH had two top-five wins, was the only program to defeat two top-five teams and joined Alabama as one of two programs nationally to beat two top-10 teams by double digits.

The Cougars' offense finished the regular season ranked 36th nationally and ranked as one of the least penalized teams in the country. The Houston offensive line allowed just 30 sacks on nearly 500 pass attempts in 2016. UH ranked 15th in third down conversions, ninth in first downs and 21st in scoring offense during the regular season.

Under Warehime in 2015, the Houston offensive line used 11 different starting lineups in 14 games due to injury. Despite the injuries, the line led a team that finished the regular season ranked 13th nationally in rushing offense with 235.8 yards per game. Under his leadership, two linemen earned season honors from The American. Both Alex Cooper, who started at three different positions along the line, and Will Noble, a true freshman who had his redshirt removed six games into the season, were recognized by the AAC. The two honorees under Warehime were part of a group that lost three starters to season-ending injuries and endured a total of 34 games lost due to injuries.

## DEREK WAREHIME PROFILE

**Born:** January 6, 1983

**Hometown:** Choctaw, Okla.

**Alma Mater:** Tulsa, 2006 (B.S., History and Education)

**Playing Experience:** Tulsa, 2001-2004

**Family:** Married to Kelly. Children are Kaysen, Kylee and Miller Hayes

### Coaching Experience:

2020-present	New Mexico (Offensive Coordinator)
2019	Texas (Special Teams Coordinator/Tight Ends)
2018	Texas (Tight Ends)
2017	Texas (Offensive Line)
2015-16	Houston (Offensive Line)
2014	New Mexico (Run Game Coordinator/Tight Ends)
2012-13	New Mexico (Tight Ends)
2010-11	Sam Houston State (Offensive Line)
2009	Arkansas-Monticello (Offensive Coordinator)
2008	Arkansas-Monticello (Offensive Line/Tight Ends)
2006-07	Rice (Graduate Assistant)
2005	Tulsa (Student Assistant)

### Postseason Coached (corresponding to the season, not the actual year of the bowl game):

2015	Chick-Fil-A Peach Bowl
2011	FCS Playoffs
2006	New Orleans Bowl
2005	Liberty Bowl



Warehime joined the Houston staff after three seasons with New Mexico as the Lobos' tight ends coach, adding the title of run game coordinator in his final season. In all three seasons with Warehime on staff, the New Mexico offense finished fifth or better in rushing nationally. With him serving as run game coordinator in 2014, the Lobos finished the year ranked fourth nationally in rushing with an average of 310.4 yards per game on the ground. Along with its power on the ground, New Mexico ranked fourth nationally allowing just 11 sacks during the season.

In 2013, Warehime was integral to the offensive line blocking schemes, as the unit paved the way for UNM to average 308 yards per game to rank fourth in the country. It was the second year in a row that New Mexico finished the season in the top five nationally in rushing. His tight ends also became a bigger part of the passing game in 2013, more than doubling their receiving yards from the season prior.

During his first season in Albuquerque, Warehime helped New Mexico become one of the most improved rushing attacks in the country. After finishing 103rd in the nation in rushing in 2011, the Lobos finished fifth in 2012 averaging over 300 yards per game. Under his mentorship, tight end Lucas Reed earned an invitation to the East-West Shrine Game following the 2012 season.

Prior to his time at UNM, Warehime spent two seasons as the offensive line coach at Sam Houston State. In 2011, the Bearkats featured the No. 6 rushing offense in the Football Championship Subdivision, averaging 255.9 yards per game en route to the FCS National Championship Game. SHSU averaged nearly

40 points per game. C Travis Watson and OT Chris Crockett earned 2011 Sports Network/Fathead.com All-America honors under Warehime's tutelage. In his first season, the Kats led the Southland Conference in rushing and had three players earn All-League honors.

Warehime worked for two seasons as the offensive line and tight ends coach, as well as the strength and conditioning coordinator, at the University of Arkansas at Monticello. He was the offensive coordinator in 2009. UAM led the Gulf South Conference in total offense (499.3 ypg) and rushing offense (244.4 ypg).

A 2006 graduate of Tulsa, Warehime started 34 games at center from 2001-04. He played on the Golden Hurricane's 2003 Humanitarian Bowl team and was named first team All-Western Athletic Conference in 2004. He spent one season playing professionally with the Tulsa Talons of the Arena Football League.

The Choctaw, Okla. native began his coaching career as a student assistant for the offensive line at Tulsa in 2005. The Golden Hurricane won the 2005 Conference USA Championship and defeated Fresno State in the Liberty Bowl.

Warehime spent the 2006 and 2007 seasons as a graduate assistant for the offensive line at Rice. He was also the assistant video coordinator during that time. The Owls made their first postseason appearance in 45 years and were runners-up in CUSA's West Division, setting 40 new school records on offense.

Warehime and his wife Kelly have three children: daughters Kaysen and Kylee and son, Miller Hayes.



**ROCKY LONG**  
**DEF. COORD./LB's**  
**18TH YEAR AT NEW MEXICO**  
**New Mexico, 1971**  
**Provo, Utah**



Rocky Long rejoined The University of New Mexico in January of 2020, as he will serve as the defensive coordinator. He has a long and storied history with The University of New Mexico, dating back to 1969 as a player with the Lobos, through his 11-year stint as head coach of the Lobos.

The hiring is a role reversal of sorts as Gonzales spent the 2017 season as defensive coordinator at San Diego State under Long. Gonzales and Long's association dates to 1998, Gonzales' senior season at UNM and Long's first as head coach.

In 2020, the Lobo defense regained its reputation as a hard-nosed, hard-hitting unit, nearly tying a long-standing record for sacks in a game, as the unit had eight in the final game of the season against Fresno State. The

defense under Long racked up 13 takeaways in just seven games, more than the previous season's total of 11 accomplished in 12 games. The Lobo defense led the Mountain West, allowing just eight touchdowns on 19 red zone chances (42.1%), a mark that was fifth in the FBS (after ranking 115th in 2019). The unit also improved in total defense, first downs allowed and third-down defense. UNM picked up its first Mountain West First Team All-Conference selection in four years on defense as Jerrick Reed earned the honor.

Additionally, linebacker Brandon Shook earned Second Team All-MW honors under Long.

Long played quarterback at UNM from 1969-71, earning WAC Player of the Year honors in 1971. He then played professionally in both Canada and with the Detroit Wheels of the short-lived World Football League.

The coaching stint will be his fourth at his alma mater. Long was a graduate assistant from 1972-73 and the offensive back field coach and then defensive backs coach from 1978-80 with New Mexico before becoming defensive coordinator at Wyoming, Oregon State and UCLA. He was named UNM's head coach January 12, 1998 and coached the Lobos from 1998-2008, winning a school record 65 games.

Long has UNM bowl eligible for a school record seven straight seasons, and UNM played in back-to-back-to-back bowl games from 2002-04, a first in school history. Long led UNM to a 23-0 win over Nevada in the 2007 New Mexico Bowl, ending a 46-year bowl victory drought for the school. Long is the all-time winningest coach in UNM history, and he is second in all-time wins at San Diego State behind Don Coryell.

Throughout is time as UNM's head coach, Gonzales was a player (1998) or on staff with Long. Gonzales was a graduate assistant from (1999-02), video coordinator (2003-05) and safeties and special teams coordinator (2006-08).



Long left UNM after the 2008 season and became San Diego State's defensive coordinator for the 2009 and 2010 seasons before replacing Brady Hoke for the 2011 season. Long remained as defensive coordinator from 2011-16, bringing Gonzales on staff to coach safeties. In 2017, he stepped aside from serving as his own coordinator and Gonzales stepped in.

Long won 81 games over his nine seasons with San Diego State, never suffering a losing season and winning double digits in four of the last five years. He also led San Diego State to three Mountain West titles and nine bowl games.

His final head coaching win was a 48-11 win over Central Michigan in the 2019 New Mexico Bowl, in the same stadium he used to coach and play on.

Long is a three-time Mountain West Coach of the Year and he is the winningest coach in the history of the league, with 143 of his 146 win coming since the league's inception in 1999. Long and his wife Debby have two daughters, Roxanne (a former college women's basketball head coach and current professor at North Texas) and Hannah (head women's volleyball coach at Queens University in Charlotte, N.C.)

## ROCKY LONG PROFILE

**Born:** January 27, 2020

**Hometown:** Provo, Utah

**Alma Mater:** New Mexico, 1971 (B.A., Education)

**Playing Exp.:** New Mexico, 1969-71 (WAC Offensive Player of the Year)

**Family:** Married to Debby. Daughters are Roxanne, Hannah

### Coaching Experience:

2020-present	New Mexico (Defensive Coordinator)
2011-19	San Diego State (Head Coach)
2009-10	San Diego State (Defensive Coordinator)
1999-08	New Mexico (Head Coach)
1996-97	UCLA (Defensive Coordinator)
1991-95	Oregon State (Defensive Coordinator)
1988-90	TCU (Defensive Backs)
1986-87	B.C. Lions (Linebackers)
1981-85	Wyoming (Defensive Coordinator/Defensive Backs)
1979-80	New Mexico (Defensive Backs)
1978	New Mexico (Offensive Backfield)
1974-75	Eldorado HS (Assistant)
1972-73	New Mexico (Graduate Assistant)

### Postseason Coached (corresponding to the season, not the actual year of the bowl game):

2019	New Mexico Bowl
2018	DXL Frisco Bowl
2017	Lockheed Martin Armed Forces Bowl
2016	Las Vegas Bowl
2015	Hawai'i Bowl
2014	Poinsettia Bowl
2013	Famous Idaho Potato
2012	Poinsettia Bowl
2011	New Orleans Bowl
2010	Poinsettia Bowl
2007	New Mexico Bowl
2006	New Mexico Bowl
2004	Emerald Bowl
2003	Las Vegas Bowl
2002	Las Vegas Bowl
1997	Cotton Bowl



**JAMIE CHRISTIAN**  
**SPECIAL TEAMS COORD.**  
**2ND YEAR AT NEW MEXICO**  
**Central Washington, 1999**  
**Milpitas, Calif.**

Jamie Christian joined The University of New Mexico as special teams coordinator in January of 2020. He came to the university after a three season stint at fellow Mountain West foe Fresno State.

In his first season with the Lobos, special teams improved across the board. The Lobos went from the worst team in the league in 2019 in extra point percentage to first. UNM also excelled on its coverage units, allowing the third-fewest punt return yards in the league after residing in the bottom half in 2019. The Lobos kickoff coverage unit also improved from 11th to fourth.

In 2019 with Fresno State, he oversaw another solid position group as Fresno State finished tied for second in the Mountain West in rushing touchdowns, and under his tutelage, Ronnie Rivers tied for the Mountain West lead in rushing touchdowns with 13. Rivers also finished fifth in the league in rushing yards per game. On special teams, Fresno State led the Mountain West in punt return average, and the Bulldogs blocked a pair of kicks as well.

In 2018 the Bulldogs gained more than 2,000 yards on the ground, marking the first back-to-back seasons of 2,000 yards rushing since the 2008-09 seasons.

The 'Dogs registered 2,161 yards rushing aided by four different ball carriers producing 250 or more yards apiece. Despite missing three games and starting just seven due to a spring football injury, sophomore Ronnie Rivers led the team with 743 yards and 10 touchdowns, which included a breakout performance in the Las Vegas Bowl that earned him MVP honors. Rivers accounted for the fourth-most all-purpose yards in school history with 286 in the contest, 212 of those being rushing yards.

With his top three running backs entering his first season being two true freshmen and one true sophomore, Christian helped the Bulldogs eclipse the 2,000-yard rushing mark for the first time since 2014. True freshmen Jordan Mims and Ronnie Rivers accounted for 1,082 yards and 11 touchdowns in 10 starts to help pile up a team total of 2,170 yards.

Previous to Fresno State, Christian spent two seasons as the running backs coach at UNLV. In his time there the Rebels rushing offense dramatically improved from ranking 102nd (129.2 yards/game) in the FBS before he arrived, to 36th (193.7 yards/game) in his first year, and 15th (241.5 yards/game) in 2016.





Christian arrived in Las Vegas after serving as the special teams coordinator and inside receivers and tight ends coach at Houston.

In Christian's final season at UH before the Tom Herman regime took over, the Cougars had a passing offense that produced 230.2 yards per game and was led by Fresno native (Washington Union HS) Deontay Greenberry, who was named a second-team All-American Athletic Conference wide receiver in 2014.

Greenberry led the team with 841 yards receiving, with the next closest teammate trail-

ing him by 302 yards. He left the program with the ninth-most receiving yards in school history (2,612) and eighth on the all-time list for career receptions (201).

In 2013, Christian's special teams at UH earned three honors from the American Athletic Conference as freshman Demarcus Ayers was named the league's Co-Special Teams Player of the Year and was named to the American's first-team while Richie Leone was named second-team.

Christian's other unit, inside receivers, received postseason accolades in 2013 as well. Greenberry was named to the American's first-team as he led the league with an average of 100.2 receiving yards per game and was second with 11 receiving touchdowns. Greenberry was second in the American with five 100-yard games.

Noted as a strong recruiter with ties to California, Houston and Louisiana, he was named to Rivals' top recruiters list in 2013.

Before joining the Cougars in 2012, Christian spent five seasons coaching the special teams, running backs, tight ends and inside receivers at Arizona State of the Pac-12 Conference, including mentoring 2007 Lou Groza Award winner Thomas Weber. Christian also tutored ASU's Gerell Robinson, one of college football's top pass-catchers in 2011, making 77 receptions for 1,397 yards and seven scores.

Prior to his time at Arizona State, Christian spent five seasons with Dennis Erickson (his uncle) at the University of Idaho (2006), the San Francisco 49ers (2003, 2004) and at Oregon State (2000, 2001). Christian has also coached at Northern Arizona (2002) and at Sacramento State (2005).

Christian was a fullback at Fresno State (1991-93) before transferring to Central Washington to finish out his collegiate career as a running back. In Christian's sophomore season in 1992, Jeff Tedford arrived to Fresno State as a first-year assistant coach. Christian switched to running back as a senior at Central Washington and was its leader in rushing yards and touchdowns and helped lead the Wildcats to the 1995 NAIA National Championship.

## JAMIE CHRISTIAN PROFILE

**Born:** February 10, 1972

**Hometown:** Milpitas, Calif.

**Alma Mater:** Central Washington, 1999 (B.S., Law and Justice)

**Playing Experience:** Fresno State, 1991-93; Central Washington, 1995 (NAIA National Champions)

**Family:** Married to Deja. Daughter is Cree, granddaughter is Akari

### Coaching Experience:

2020-present	New Mexico (Special Teams Coordinator)
2017-19	Fresno State (Special Teams Coordinator/Running Backs)
2015-16	UNLV (Running Backs)
2012-14	Houston (Special Teams Coord./TEs/Slot Receivers)
2007-11	Arizona State (Special Teams Coord./TEs/Running Backs)
2006	Idaho (Running Backs)
2005	Sacramento State (Running Backs)
2003-04	San Francisco 49ers (Defensive Quality Control)
2002	Northern Arizona (Cornerbacks)
2000-01	Oregon State (Defensive Graduate Assistant)

### Postseason Coached (corresponding to the season, not the actual year of the bowl game):

2018	Mitsubishi Motors Las Vegas Bowl
2017	Hawai'i Bowl
2014	Lockheed Martin Armed Forces Bowl
2013	BBVA Compass Bowl
2011	Las Vegas Bowl
2007	Holiday Bowl
2000	Fiesta Bowl



**BRANDON BLACKMON**  
**WIDE RECEIVER**  
**2ND YEAR AT NEW MEXICO**  
**Tennessee State, 2008**  
**Fullerton, Calif.**



Brandon Blackmon joined The University of New Mexico staff in 2020 as wide receivers coach. He came to the Duke City after a season in Macomb, Illinois as the defensive backs coach for the Western Illinois Leathernecks.

In 2020, Lobo receivers stepped up big. Redshirt freshman Andrew Erickson tied for the UNM lead in touchdown receptions, and senior Mannie Lo-

gan-Greene led the team with 30 receptions in just seven games, and it was the most receptions per game for a team leader in the last 10 years.

Blackmon joined the Western Illinois staff as the defensive backs coach in the spring of 2019 after two seasons as a graduate assistant at Arizona State. He coached defensive back Marquis Smith, who finished the season 20th in the FCS



**BRANDON BLACKMON PROFILE****Born:** July 25, 1985**Hometown:** Fullerton, Calif.**Alma Mater:** Tennessee State, 2008 (B.S., Africana Studies)**Playing Experience:** Mt. San Antonio, 2004-2005, Purdue, 2006; Tennessee State, 2007-2008**Family:** Married to Charis. Daughter is Aubrey**Coaching Experience:**

<b>2020</b>	New Mexico (Cornerbacks)
<b>2019</b>	Western Illinois (Defensive Backs)
<b>2018</b>	Arizona State (Graduate Assistant/Defense)
<b>2017</b>	Arizona State (Graduate Assistant/Tight Ends)
<b>2014-16</b>	Orange Coast College (Recruiting Coordinator/Defensive Backs)
<b>2013-14</b>	Texas Revolution (Defensive Coordinator)
<b>2010</b>	Augustana (Defensive Backs)

**Postseason Coached (corresponding to the season, not the actual year of game):**

<b>2018</b>	Mitsubishi Motors Las Vegas Bowl
<b>2017</b>	Hyundai Sun Bowl

and third in the Missouri Valley Football Conference with 12 passes broken up, adding an interception.

Prior to Western Illinois, he served as a tight ends coach during his first year



in Tempe before sliding over to the other side as a defensive graduate assistant during his final year with the Sun Devils.

Blackmon's specialty is defense, having played defensive back in college for Purdue and Tennessee State. He landed his first college coaching job at Augustana College during the 2010 season, and had a two-year stint as a high school assistant coach, before stepping up to the professional level as the defensive coordinator for the Texas Revolution of Champions Indoor Football from 2013-14.

Before arriving at Arizona State, Blackmon

spent three seasons as the defensive backs coach and recruiting coordinator at Orange Coast College. He earned his bachelor's degree in Africana studies from Tennessee State University.

He and his wife Charis have a daughter, Aubrey.



# **JEROME HAYWOOD**

## **DEFENSIVE LINE**

### **2ND YEAR AT NEW MEXICO**

**San Diego State, 2002**  
**Los Angeles, Calif.**



Jerome Haywood joined The University of New Mexico in February of 2020. He came to UNM from San Diego State, where he spent two years on the staff under Rocky Long as a defensive quality control coach and assistant on-campus Recruiting coordinator.

The Lobo defensive line under Haywood excelled in 2020, with Joey Noble earning Honorable Mention All-Mountain West honors. The Lobos defensive line helped UNM sack Fresno State quarterbacks eight times in the season finale.

**JEROME HAYWOOD PROFILE****Born:** June 7, 1978**Hometown:** Los Angeles, Calif.**Alma Mater:** San Diego State, 2002 (B.S., Criminal Justice)**Playing Experience:** San Diego State, 1998-01; Ottawa Renegades 2002-05, Montreal Alouettes 2006, Winnipeg Blue Bombers 2007-08, Edmonton Eskimos 2009.**Family:** Married to Talia and they have four children.**Coaching Experience:**

<b>2020-present</b>	New Mexico (Defensive Line)
<b>2018-19</b>	San Diego State (Recruiting Coord/Defensive Quality Control)

**Postseason Coached (corresponding to the season, not the actual year of game):**

<b>2019</b>	New Mexico Bowl
<b>2018</b>	DXL Frisco Bowl





The Lobos recorded 14 sacks in its seven games, an average of 2.0 per game.

With the Aztecs, he helped break down game film and handled a variety of tasks with the Aztecs defense. Prior to his time on staff with San Diego State, Haywood spent as the athletic director for the San Diego Center for Children.

That followed a successful eight-year career in the Canadian Football League with the Ottawa Renegades (2002-05), the Montreal Alouettes (2006, 2009), the Winnipeg Blue Bombers (2007-08) and the Edmonton Eskimos (2009).

With Ottawa, he started 64 of 72 games, and was twice named the CFL's

defensive lineman of the week. He played on a pair of Eastern Conference title winning teams in 2006 and 2007.

Haywood starred as a defensive tackle at San Diego State, where he was a three-time second team All-Mountain West selection. In 1998, he was named the WAC Pacific Division Freshman of the Year.

Haywood graduated from SDSU in 2002 with a bachelor's degree in criminal justice. He and his wife Talia have four children.



## DAVID HOWES

### SAFETIES

### 2ND YEAR AT NEW MEXICO

### New Mexico, 1997

### Albuquerque, N.M.



David Howes joined The University of New Mexico staff in January of 2020 after a stellar prep coaching career that saw him teach in the Duke City and surrounding areas for 25 years. He serves as safeties coach at UNM.

In 2020 despite having to use six different starters including a true freshman at Lobo back, Lobo safeties turned in a terrific campaign. Safeties accounted to 83% of all Lobo interceptions in 2020, and just the safeties recorded more interceptions than the entire team did in 2019. Jerick Reed was named First Team All-MW and he finished tied for

eighth nationally in interceptions. Reed was named First Team All-Mountain West in 2020, and preseason All-Mountain West in 2021 and he was named to the 2021 preseason Jim Thorpe Award Watch List.

Howes won a pair of state titles as the head coach of the Rio Rancho Rams, going undefeated in both 2014 and 2016, 13-0 each season. In 2014, his Rams entered the 6A playoffs as the top seed, and they rolled, taking out Las Cruces 41-23 in the quarterfinals and then Eldorado 64-43 in the semifinals. Rio Rancho then defeated Mayfield 33-31 for the school's first state football title.

Two years later, Rio Rancho did it again under Howes, going 13-0. His squad once again hit the 6A bracket as the top seed, and this time Howes' Rams were absolutely dominant. They won 48-0 over Onate in the quarterfinals and 35-7 over Monzano in the semifinals. In the championship game, Rio Rancho cruised to a 39-17 over Las Cruces for a second undefeated season in three years.

In 2019, Howes nearly won a third championship, advancing all the way to the championship game out of the No. 4 seed line, taking down No. 1 Volcano Vista in the semifinals before losing by eight in the finals.

### DAVID HOWES PROFILE

**Born:** September 13, 1972

**Hometown:** Albuquerque, N.M.

**Alma Mater:** New Mexico, 1997 (B.S., Education); New Mexico, 1999 (M.A., Education)

**Playing Experience:** New Mexico State, 1993

**Family:** Married to Tami. Children are Cailon, Hailey and Joshua

#### Coaching Experience:

2020-present	New Mexico (Linebackers)
2009-19	Rio Rancho High School (Head Coach)
2003-08	Rio Rancho High School (Assistant)
2000-02	Cibola High School (Assistant)
1994-99	West Mesa High School (Assistant)


#### Postseason Coached (corresponding to the season, not the actual year of the bowl game):

2019	New Mexico 6A State Runner Up
2018	New Mexico 6A First Round
2017	New Mexico 6A Quarterfinals
2016	New Mexico 6A State Champions (Undefeated)
2015	New Mexico 6A Quarterfinals
2014	New Mexico 6A State Champions (Undefeated)
2013	New Mexico 5A Quarterfinals
2012	New Mexico 5A Quarterfinals
2011	New Mexico 5A Semifinals
2010	New Mexico 5A First Round
2009	New Mexico 5A First Round

Howes in his 11 years with Rio Rancho led the team to a 90-41 record as a head coach. Prior to being elevated to the head coaching position, he served as an assistant coach from 2003-08 at Rio Rancho. That following assistant coaching stints at Cibola High School (2000-02) and West Mesa High School (1994-99).

Howes graduated from New Mexico in 1997 with a degree in education, and also from UNM with a masters in education. He walked on to the NMSU Aggie football team in the Spring of 1993, and stayed with the program through the summer. Howes and his wife Tami have three children, Cailon (a U.S. Marine), Hailey (who attends UNM's Nursing school) and Josh (a freshman on the football team).





# JASON LENZMEIER

## OFFENSIVE LINE

### 8TH YEAR AT NEW MEXICO

New Mexico, 2005  
Frisco, Texas



Jason Lenzmeier re-joined The University of New Mexico in January of 2020, and he is in his seventh year of his third tour of duty as offensive line coach of the Lobos. In his previous stints with UNM, his unit became one of the most dominant run-game units in the Mountain West.

There was an immediate impact upon Lenz's return to the Duke City, as the 2020 Lobos featured one of the top lines in the Mountain West. A pair of linemen in Kyle Stapley and Teton Saltes were named honorable mention All-Mountain

West, and Saltes was twice named to the national team of the week by Pro Football Focus. Saltes also became UNM's first major award winner when he was named the 2020 Wuerffel Trophy winner.

In his second stint with UNM, his Lobos ranked ninth, fifth, fourth and fifth nationally in rushing over his four seasons (2015, 2014, 2013 and 2012, respectively).

In 2015, Lenzmeier's big men up front plowed the way towards a school record-tying 42 rushing touchdowns with 10 different players rushing for touchdowns. Including among those 10 was Reno Henderson, who scored the first rushing touchdown by an offensive lineman in at least the last 44 years. UNM had three different players hit the 800-yard mark for the season and Eden Mahina was named All-Conference.

The Lobos did all that despite having lost two starters prior to the season to season ending injuries and then a third that got hurt in game two. In their place, UNM and Lenzmeier turned to a pair of fifth-year seniors who had zero career starts between them and got a combined 23 starts, allowing UNM's rushing attack to continue.

In 2014, the Lobos averaged 310.4 yards per game on the ground, finishing fourth in the NCAA. UNM is the only team in the FBS to finish in the top five and average 300 or more yards on the ground in each of the last three seasons.

The anchor of that line was four-year starter LaMar Bratton, who was a team captain, the center, and a first team All-Mountain West selection in 2014. Bratton started 49 consecutive games. Lenzmeier's offensive line paved the way for UNM to finish third in the NCAA in yards per carry, averaging 6.4 yards per tote.

## JASON LENZMEIER PROFILE

**Born:** February 2, 1981

**Hometown:** Frisco, Texas

**Alma Mater:** New Mexico, 2005 (B.S., University Studies)

**Playing Experience:** New Mexico, 2000-2003

**Family:** Married to Kelsey. Children are Brooks, George

### Coaching Experience:

2020-present	New Mexico (Offense)
2012-15	New Mexico (Offensive Line)
2009-11	New Mexico State (Offensive Line)
2007-08	New Mexico (Offensive Line)
2006	New Mexico (Graduate Assistant)

### Postseason Coached (corresponding to the season, not the actual year of the bowl game):

2015	Gildan New Mexico Bowl
2007	New Mexico Bowl
2006	New Mexico Bowl

New Mexico averaged 308.8 rushing yards per game in 2013 to rank fourth in the country. The total also was the best in the Mountain West and ended Air Force's monopoly on the team rushing crown. The Falcons had been MW rushing champions every season since the Mountain West's inception in 1999.

The Lobos' 40 rushing touchdowns ranked eighth in the NCAA in 2013 and were the second most in UNM history.

UNM has had a 1,000-yard rusher in each of Lenzmeier's five seasons as offensive line coach (2007-08, 2012-14).

He made an immediate impact during his return to New Mexico in 2012. The Lobos rushed for 301.5 yards per game, which ranked fifth in the nation and was the most by a New Mexico team since 1971 rushed for 384.3 yards per game.

UNM set a school record with 10 300-yard rushing games in 2012, tying the 1971 team with nine straight games of 300 yards. Its 34 rushing touchdowns in '12 rank as the second most in school history.

Under Lenzmeier, the Lobos surrendered just 12 sacks in 2012 after allowing 30 sacks in 2011.

Three Lobos earned honorable mention All-Mountain West honors in 2012: junior left tackle Darryl Johnson, sophomore left guard LaMar Bratton and junior center Dillon Farrell.

Lenzmeier, who began his coaching career at UNM in 2006, spent three seasons at rival New Mexico State (2009-11) prior to returning to the Lobos in 2012.

In 2011, sophomore Davonte Wallace earned second-team All-Western Athletic Conference honors under Lenzmeier's tutelage.

In his first season with New Mexico State, Lenzmeier guided the offensive



line as it allowed just 23 sacks on the year, a 21-sack improvement from the 44 sacks given up by the Aggies in 2008. The Aggies' offensive line also helped running back Seth Smith become the first Aggie since 2000 to rush for a 1,000 yards in a season. The Aggies ranked No. 66 in the nation in rushing offense. In 2010, the line allowed just 19 sacks on the season.

A former University of New Mexico all-conference offensive lineman, Lenzmeier spent three seasons with the Lobos, two as the offensive line coach and one as UNM's graduate assistant on offense. He helped the Lobo offense rush for 208 yards a game in 2008 and 135 yards a game in 2007.

Entering the 2007 season at the age of 26, Lenzmeier was New Mexico's youngest full-time assistant coach in 23 years, since Greg Azar, then 24, coached the Lobo defensive line in 1984.

Lenzmeier did an outstanding job in his rookie season as a pair of seniors, offensive tackle Devin Clark and center Vince Natali were named first-team All-Mountain West Conference selections in 2007. The Lobos improved in every

offensive category from the previous season.

Natali was also an Academic All-American. In 2008, Lenzmeier guided center Erik Cook to a second-team All-MWC selection. Cook went on to play in the NFL with the Washington Redskins.

A 1999 graduate of Frisco (Texas) High School, Lenzmeier was a four-year starter for UNM on the offensive line from 2000-03, earning first team All-Mountain West honors at offensive tackle as a senior. He played in 47 career games, starting 42, including 35 in a row between his sophomore and senior seasons. He remains the only lineman in Mountain West history to win a conference Offensive Player of the Week honor for his performance during UNM's 47-35 win at No. 23 Utah in 2003.

Lenzmeier signed free agent contracts with the San Diego Chargers and St. Louis Rams in 2004 before returning to Albuquerque in 2005. He graduated from UNM in the summer of 2005.

Lenzmeier and his wife Kelsey have two young sons, Brooks and George.



## **DREW MEHRINGER**

### **PASSING GAME COORD/QB's**

### **1ST YEAR AT NEW MEXICO**

### **UTEP, 1990**

### **Cynthiana, Ky.**



Drew Mehringer joined the Lobo Football family in February of 2021 as passing game coordinator and quarterbacks coach. He replaced Jordan Salkin, who served as quarterbacks coach in 2020 and has since moved on to the Miami Dolphins as an offensive assistant. He most recently was the co-offensive coordinator and receivers coach at Florida Atlantic.

Mehringer brings with him a breadth of experience that belies his 33 years of age, having served as a skill position coach for quarterbacks, receivers and tight ends and having served as a coordinator of some sort since 2014. He comes to UNM from Florida Atlantic, where he served as the co-offensive coordinator and receivers coach in 2020, and was slated to slide over to tight ends in 2021, working under Willie Taggart. Wide-outs comprised the top five pass catching slots for FAU as the Owls went undefeated at home and advanced to the Montgomery Bowl, taking on Memphis.

He spent three seasons at Texas, from 2017-19 working under Tom Herman, the third of three separate stints with Herman. At Texas Mehringer served as receivers coach and passing game coordinator, and throughout his time receivers were



standouts. In 2018, three juniors made a huge impact on Texas, including Lil'Jordan Humphrey, who had 86 catches for 1,176 yards (third-most in Texas history) and nine touchdowns. Collin Johnson finished just 15 yards shy of giving Texas two 1,000-yard receivers, but combined their 2,161 yards was the second-most by a Longhorn duo in a season.

Mehringer spent the 2016 season at Rutgers as offensive coordinator and quarterbacks coach, where he was the youngest play-caller in the Power 5, installing a new offense to boot. One of his wins in 2016 was a 37-28 win over New Mexico. He went to Rutgers after his second stint with Tom Herman, serving as recruiting coordinator and receivers coach. That 2015 season was a standout one for the Cougars, winning 13 games and the American championship. The Cougars played in the Chick-Fil-A Peach Bowl, beating No. 9 Florida State 38-24. Houston ended the year ranked No. 8 and the team was bolstered by an offense that ranked 20th nationally and 10th in scoring (40.4 points per game). Four of Mehringer's charges recorded at least 25 catches, including First Team All-AAC wideout Demarcus Ayers.






# TROY REFFETT

## CORNERBACKS

### 7TH YEAR AT NEW MEXICO

#### UTEP, 1990

#### Cynthiana, Ky.



Troy Reffett joined The University of New Mexico in 2020 as cornerbacks coach, his second stint with the university after previously serving on staff from 2004-08. Reffett came to the Duke City from the University of North Texas, where he was the defensive coordinator and safeties coach.

In 2020, the Lobo cornerback situation featured six different starters over the seven games, but UNM's passing defense might have been the most improved from the start of the season to the end. The Lobos over

the last half of the season allowed just 187.5 yards per game in the air, and that total would have ranked 16th nationally.

Reffett joined the Mean Green ahead of the 2016 season as the co-defensive coordinator and safeties coach. He was promoted to defensive coordinator prior to the 2017 season.

In 2019, the Mean Green allowed just 410 yards per game, the second-best mark for the program in the previous five seasons. His defense also recorded 30.0 sacks and 74.0 tackles for loss. Three players were named to the All-Conference USA honorable mention squad, and a fourth was named honorable mention by Pro Football Focus.

In 2018, Reffett's defense took a major step forward, holding opponents to 10.8 points per game less than in 2017 (24.2 ppg). The defense played a key role in helping the Mean Green to their second straight nine-win season and third consecutive bowl appearance. UNT intercepted 18 passes, which ranked fifth in all of FBS (18) and forced 22 turnovers (third in Conference USA). The Mean Green also ranked fourth in the league in defensive third-down percentage, holding opponents to just a 35.0 percent success rate.

Cornerbacks Nate Brooks (6) and Kemon Hall (5) were each in the top-10 nationally in total interceptions and Hall ranked third in FBS in passes defended (1.7 per game). Linebacker E.J. Ejiya (121 tackles, 25.0 tackles for loss, 9.0 sacks, a fumble recovery, forced fumble and 11 quarterback hurries), Hall (48 tackles, five interceptions, 14 pass break-ups) and defensive end LaDarius Hamilton (33 tackles, 11 tackles for loss, 7.5 sacks and three quarterback hurries) were all named First Team All-Conference USA. Ejiya ranked third in the country in tackles for loss.

Brooks (67 tackles, six interceptions, 10 pass break-ups, a fumble recovery, forced fumbles and 4.0 tackles for loss) was a second team selection, while linebacker Brandon Garner (68 tackles, 18.0 tackles for loss, 6.5 sacks, a fumble recovery and nine quarterback hurries) and safety Khairi Muhammad (67 tackles, four interceptions, five pass break-ups, a forced fumble, fumble recovery and 1.5 tackles for loss) were each named honorable mention selections by the conference.

In 2017, Reffett's first as the defensive coordinator, North Texas won nine games and reached the Conference USA Championship Game and the R&L Carriers New Orleans Bowl. Ejiya (team-high 109 tackles, 12.0 tackles for loss and 7.0 sacks) and safety Kishawn McClain (96 tackles, 4.5 tackles for loss, two interceptions, a forced fumble and fumble recovery) were each named All-Conference USA honorable mention selections. Linebacker Joe Ozougwu was also named to the league's all-freshman team.

In his first season in Denton, Reffett helped to oversee a defense that held opponents to 8.7 points per game fewer than the 2015 team. That turnaround in scoring defense was the 13th-best mark in the country. Reffett also coached second-team All-Conference USA safety Kishawn McClain, who led the Mean Green in tackles (91) and intercepted a career-high three passes.

He joined the Mean Green coaching staff after spending one season with Memphis as the cornerbacks coach.

At Memphis in 2015 the Tigers had 12 interceptions en route to a 9-4 season and a berth in the Birmingham Bowl. Prior to joining the Tigers, Reffett spent six years with ULM.

In his final season at ULM, Reffett's defense ranked among the top-20 nationally in passing yards allowed (189.9 ypg/14th), third-down conversion defense (0.326/11th) quarterback sacks (3.00 pg/13th) and tackles for lost yardage (7.5 pg/10th).

All told, Louisiana-Monroe ranked in the top four in the Sun Belt Conference in 10 defensive team statistical categories. The Warhawks led the Sun Belt in total defense, allowing 373.3 yards per game. ULM also led the SBC in third down percentage defense, quarterback sacks and tackles for loss. The team's 26.3 points allowed per game ranked second in the SBC. ULM had two players named to the All-Sun Belt Conference First Team Defense at the conclusion of the 2014 season.

In addition to serving as ULM's defensive coordinator, Reffett coached the Warhawks' corners since the team's appearance in the 2012 AdvoCare V100 Independence Bowl.

In 73 games in charge of the defense, Reffett's defense forced 123 turnovers and had at least one in 67 of 73 games. The Warhawks' attacking defense also recorded 135 quarterback sacks and 364 tackles for loss during Reffett's tenure. The 2014 squad had 36 quarterback sacks and 90 tackles for lost yardage.

Louisiana-Monroe's defense led the Sun Belt and ranked 25th nationally in red zone defense (.767) in 2013. The unit also ranked second in the Sun Belt and 10th in NCAA in fourth down conversion percentage defense (.333). Against Texas State, senior safety Isaiah Newson became just the fourth player in FBS history to return two interceptions for touchdowns of 70 yards or more during the 2013 season. ULM had a player at each level of the defense earn All-Sun Belt Conference honors.



Under Reffett's direction, the 2012 Warhawk defense led the Sun Belt in interceptions (16) and ranked 20th in the NCAA. Meanwhile, ULM finished third in the conference and 39th nationally in rushing defense (142.2 ypg). The squad also finished third in the Sun Belt and 33rd nationally in turnover margin (.540). The Warhawk defense held four opponents, including No. 8 Arkansas, below 100 rushing yards during the season. Three Warhawks earned All-Sun Belt honors after the team's record setting season in 2012.

In 2011, the Warhawk defense finished ranked number one in the Sun Belt in both rushing defense (100.0 ypg) and total defense (326.2 ypg). The 100.0 rushing yards per game was a new Sun Belt record and it marked the third season in a row that ULM led the conference in rush defense. The club finished tied for third in the conference in sacks with 28. In the final NCAA rankings the Warhawk defense finished eighth in rushing defense and 21st in total defense (326.2 ypg). The squad also finished 47th in total sacks (2.08 per game). A total of four defensive players earned All-Sun Belt honors.

In Reffett's first season in charge of the Warhawk defense, the unit was the best in the Sun Belt Conference against the run (110.1 ypg) and the second best in total defense (347.0). The Warhawks were the third-best scoring defense in the league allowing 27.3 points per game – an improvement of nearly four points per game from 2008. The Warhawks finished 20th in the NCAA against the run just one season after ranking 112th – the Reffett-led defense allowed 102.6 fewer yards per game on the ground in 2009 compared to 2008.

ULM posted the NCAA's second best defensive turnaround from 2008 to 2009 as it improved by 97.7 yards of total defense between the two seasons – only Kansas State (139.2 yards) had a better turnaround. Reffett was one of just 34 coaches in the country to be on the final nomination list for the Frank Broyles Award which is presented to the top assistant coach in the NCAA as five of his defensive players earned All-Sun Belt honors. Linebacker Cardia Jackson was named Sun Belt Defensive Player of the Year after breaking the league's career tackles record.

Reffett's second season saw a trio of all-conference selections and another solid defensive campaign. The Warhawks led the Sun Belt for the second straight year against the run (159.1) and ranked second overall (378.3), taking out a pair of games against BCS Bowl participants (Auburn & Arkansas) the Warhawks allowed just 353.6 yards per game.

Reffett spent five seasons at New Mexico beginning in 2004 where he coached the Lobos cornerbacks — he was promoted to defensive coordinator prior to the 2008 season. He mentored DeAndre Wright and Glover Quin and the pair earned first team All-MWC honors in the final two seasons under Reffett's guidance. Quin was a fourth round selection by the Houston Texans in the 2009 NFL Draft and Wright was a sixth round selection by the New York Giants in the same draft. In addition to Jackson and Morgan, Reffett has worked with David Terrell, who was taken in the seventh round of the 1998 NFL Draft by Washington, as well as Michael Hicks and Crance Clemons, free agent signees by Dallas and Detroit, respectively.

In his first season as the Lobos' defensive coordinator, New Mexico ranked 26th nationally in rush defense and in the top 50 in both total defense and scoring defense. His 2004 cornerback tandem was possibly one the best in school history. Brandon Payne was a second team All-America selection by the Walter Camp Football Foundation after leading the nation in passes defended (23) and tying for the league lead with six interceptions. Payne also set a school record with 17 pass deflections.

Reffett coached 14 seasons at UTEP, including 2002 and 2003 as the Miners'

## TROY REFFETT PROFILE

**Birthdate:** September 7, 1967

**Hometown:** Cynthiana, Ky.

**Alma Mater:** UTEP, 1990 (B.S., Education); UTEP, 1992 (M.A., Education)

**Playing Experience:** UTEP, 1985-1989

**Family:** Married to Molly. Children are Camille, Ty

### Coaching Experience:

2020-present	New Mexico (Safeties)
2017-19	North Texas (Defensive Coordinator/Safeties)
2016	North Texas (Co-Defensive Coordinator/Safeties)
2015	Memphis (Cornerbacks)
2013-14	ULM (Defensive Coordinator/Cornerbacks)
2009-12	ULM (Defensive Coordinator/Linebackers)
2008	New Mexico (Defensive Coordinator/Cornerbacks)
2004-07	New Mexico (Cornerbacks)
2002-03	UTEP (Defensive Coordinator/Safeties)
1997-01	UTEP (Recruiting Coordinator/Secondary)
1993-96	UTEP (Outside Linebackers)
1992	UTEP (Graduate Assistant/Linebackers)
1991	UTEP (Graduate Assistant/Receivers)
1990	UTEP (Graduate Assistant/Running Backs)

### Postseason Coached (corresponding to the season, not the actual year of the bowl game):

2018	New Mexico Bowl
2017	R+L Carriers New Orleans Bowl
2016	Zaxby's Heart of Dallas Bowl
2015	Birmingham Bowl
2012	Independence Bowl
2007	New Mexico Bowl
2006	New Mexico Bowl
2004	Emerald Bowl
2000	Humanitarian Bowl

defensive coordinator under head coach Gary Nord. In Reffett's first year as defensive coordinator (2002), D.J. Walker led the Western Athletic Conference in stops and ranked sixth in the country in solo tackles. UTEP ranked first in the WAC and 21st in the nation in pass defense in 2001 as opponents completed a league-low 49.6 percent of their passes. After graduating from UTEP with a bachelor's degree in education in 1990, Reffett immediately joined the UTEP coaching staff as a graduate assistant.

Reffett came to UTEP in 1985 as a walk-on and two years later, as a junior he helped the Miners to a 10-2 record, including an Independence Bowl berth. His playing career at UTEP was highlighted by academic and athletic superlatives. As a junior and senior he was named a WAC Scholar Athlete and to the WAC All-Academic team, and was recognized as the team's Defensive Back of the Year.

He and his wife, Molly, have a son, Ty Christopher, and a daughter, Camille Kay.





# JORDAN SOMERVILLE

## RUNNING BACKS

### 2ND YEAR AT NEW MEXICO

#### Arizona State, 2019

#### Tempe, Ariz.



Jordan Somerville joined The University of New Mexico in January of 2020. He serves as running backs coach and as UNM's recruiting coordinator.

Lobo running backs were terrific in 2020 with Somerville heading the way. Bobby Cole led the Lobos in scoring and rushing while earning honorable mention honors. UNM also got huge contributions from a true freshman as well, and Lobo running backs even threw two touchdown passes as UNM finished fourth in the Mountain West in rushing. The Lobos have also made huge

strides in recruiting. After the 2021 recruiting classes were announced, UNM was one of only six FBS teams that have improved its national recruiting ranking in each of the last four years, and UNM is the only Mountain West team on the list. The Lobos have also increased its presence on social media with a dedicated recruiting account that has grown to over 7,000 followers in a few short months.

### JORDAN SOMERVILLE PROFILE

**Born:** January 28, 1996

**Hometown:** Tempe, Ariz.

**Alma Mater:** Arizona State, 2019 (B.A., Business)

**Playing Experience:** None

**Family:** Single

#### Coaching Experience:

2020	New Mexico (Offense)
2019	Arizona State (Graduate Assistant)
2017-18	Arizona State (Student Assistant)
2016	American Leadership Academy (Run Game Coordinator/ Offensive Line)

#### Postseason Coached (corresponding to the season, not the actual year of the bowl game):

2019	Tony the Tiger Sun Bowl
2018	Mitsubishi Motors Las Vegas Bowl
2017	Hyundai Sun Bowl

Somerville was a graduate assistant in 2019 with the Arizona State Sun Devils, helping the squad to a berth in the Tony the Tigers Sun Bowl. The Tempe native has already gained a reputation in his young career as a tireless worker, and a tremendous recruiter, with seemingly endless contacts.

Prior to his work as a G.A., Somerville was a student assistant for two seasons with Arizona State. He also spend a season with the American Leadership Academy, working with the offensive line and run game coordinator.





# **JIMMY CARSON**

## **DIR. OF ATHLETIC PERFORMANCE**

### **2ND YEAR AT NEW MEXICO**

**Bucknell, 2013**  
**Columbia, S.C.**



James Carson joined The University of New Mexico as the Director of Athletic Performance, where he will work with and oversee the strength and conditioning program for the Lobo Football team. He came to UNM after a two-year stint with Arizona State.

With Arizona State, Carson served as the Assistant Head Coach - Sports Performance, working with the Sun Devil football team. During his time many new performance marks were set by the Iron Devils. Prior to his time with Arizona State, he spent two years at UMass as an assistant sports performance coach, working specifically with football.

team and lettered as a defensive lineman in 2011 and 2012. Upon graduation, he served as a strength and conditioning intern at Ohio State, working with all facets of the department.

### **JIMMY CARSON PROFILE**

**Born:** February 5, 1990

**Hometown:** Columbia, S.C.

**Alma Mater:** Bucknell, 2013 (B.A., Psychology and Religion)

**Playing Experience:** Bucknell, 2009-2012

**Family:** Single

#### **Coaching Experience:**

2020	New Mexico (Director of Athletic Performance)
2018-19	Arizona State (Assistant Head Coach - Sport Performance)
2016-17	Massachusetts (Assistant Sports Performance Coach)
2015	Valdosta State (Graduate Assistant)
2014-15	South Carolina (Strength and Conditioning Intern)
2013-14	Ohio State (Strength and Conditioning Intern)

#### **Postseason Coached (corresponding to the season, not the actual year of the bowl game):**

2019	Tony the Tiger Sun Bowl
2018	Mitsubishi Motors Las Vegas Bowl
2014	Duck Commander Independence Bowl
2013	Discover Orange Bowl

#### **Certifications Earned:**

2017 (May)	Strength & Conditioning Coach Certified (CSCCa)
2014 (May)	Certified Strength & Conditioning Specialist (NSCA)



Carson served as a graduate assistant at Valdosta State. He oversaw the strength and conditioning efforts for the women's soccer, women's volleyball and men's golf teams while also working with the football program.

Carson served as an intern with the University of South Carolina strength



# **GAVIN BEVIS**

## **CO-DIR. OF OPERATIONS**

### **25TH YEAR AT NEW MEXICO**

**Southwestern, 1977**  
**Wichita, Kansas**







Gavin Bevis is entering his 25th season at the University of New Mexico, and his first back on staff since 2014. He is serving as the Co-Director of Operations.

As the Co-Director, he works behind the scenes of Lobo football with many of the outside and internal constituents to keep Lobo football moving. Bevis, who spent many of his previous years at UNM as the Director of Football Operations and as an Associate Athletic Director, helps to coordinate many of Lobo Football's First Team Booster events, as well as other community outreach

events. His vast knowledge of both the university and the community has proven invaluable for the program.

His first two years at UNM (1992-93) were spent as the football recruiting coordinator under former head coach Dennis Franchione. Bevis began his career in intercollegiate athletics in 1988 as the outside linebackers coach at Pittsburg (Kan.) State University. He later served at Texas State for two years (1990-91) before coming to New Mexico with Franchione in December of 1991.

Bevis lettered four years at Southwestern (Kan.) College and graduated in 1977. He received his master's degree from Pittsburg State in 1989. Bevis also coached football and wrestling at three Kansas high schools for 11 years



## **BOB WALLER**

### **HEAD ATHLETIC TRAINER**

#### **14TH YEAR AT NEW MEXICO**

**Chico State, 1995**  
**Los Angeles, Calif.**



Bob Waller rejoined The University of New Mexico as the Head Athletic Trainer in 2013, overseeing the entire athletic training department at UNM. He served as the lead athletic trainer for the football program until the 2021 season. He knows UNM well, as this is his second tour of duty with the program, having served as the associate athletic trainer from 2003-09 under former boss Dave Binder, whom he replaced in 2013.

Waller came to UNM from fellow Mountain West rival Wyoming, where he was the athletic trainer for the Cowboy

In addition to serving as the associate athletic trainer at New Mexico from 2003 to 2009, Waller spent four summers, from 2002-2005, working in NFL Europe. He was an assistant athletic trainer for the Rhein Fire of NFL Europe in 2002. During the summer of 2003, he was hired as the head trainer for the Barcelona Dragons. In the summer of 2004, Waller was head athletic trainer for the Scottish Claymores, and in his final year in NFL Europe he was the head trainer for the Hamburg Sea Devils.

He has served internships with ESPN's X-Games and with the Arizona Cardinals of the NFL. Waller also has worked with the Justin Sports Medicine Team at rodeo events since 1999.

Waller holds a certification from the National Academy of Sports Medicine as a corrective exercise specialist. He has been certified by the National Athletic Trainers Board of Certification, and has completed his American Heart Association Basic Life Support Certification.

Waller was an accredited clinical instructor at the University of New Mexico, teaching among other things therapeutic modality, therapeutic rehabilitation exercises and athletic training mock/muscle testing.

A former college baseball player at California State University Chico, Waller earned his bachelor's degree in exercise physiology from Chico State in 1995. He then completed a second bachelor's degree in athletic training from New Mexico in 2001, and received his master's degree in sports administration from UNM in 2004.

After graduating from Chico State in 1995 and prior to pursuing his studies at New Mexico, Waller worked at the Kerlan-Jobe Orthopaedic clinic in Los Angeles as a research assistant from 1995-98.

Waller and his wife Addie have three children — a daughter Harlee, and twins Ashtyn and Trace.



Football team, and also oversaw the athletic training unit. Waller served in that capacity from 2009-13.





# STEVEN PLOURDE

## ASSOC. ATHLETIC TRAINER

### 1ST YEAR AT NEW MEXICO

Southwestern, 1977  
Wichita, Kansas



Steve Plourde joined The University of New Mexico in June of 2021 and serves as the Associate Athletic Trainer for the department, and he is the head athletic trainer for the Lobo Football team. He comes to UNM after four years at SMU as an assistant. He is very familiar with UNM, having served as a graduate assistant with Lobo football in 2015.

With UNM, he will direct all facets of the athletic training program for Lobo Football, including prevention and treatment of injuries and working with Bob Waller and the UNM medical team on prevention, diagnosis and best practices.

He spent four years (2017-21) as an assistant athletic trainer at SMU in Dallas, Texas. Plourde's primary responsibility was football and men's golf. He also served as the Director of the SMU Internship Program and also served as a clinical preceptor in conjunction with the UTA, UI, and UNO Accredited Sports Medicine Programs.

Prior to SMU, Plourde spent two seasons as an intern athletic trainer for the Oakland Raiders from 2015-2017. He received his bachelor's degree in athletic training from the University of Nebraska in 2013. He also earned his master's degree in sports administration from the University of New Mexico in 2015, while serving as a graduate assistant athletic trainer for the football team. He also assisted with UNM golf, skiing, baseball, men's basketball and track and field.

Plourde holds two certifications from the National Academy of Sports Medicine as a Corrective Exercise Specialist and Performance Enhancement Specialist. He has an advanced certification for dry needling for orthopedic rehabilitation and sport performance. He also holds certifications in CPR and AED from the American Heart Association. Plourde is originally from Abilene, Texas. He and his wife, Amanda, have a daughter, Nora, and a dog, Nyla.



# JACOB GRANT

## CO-DIRECTOR OF OPERATIONS

### 3RD YEAR AT NEW MEXICO

Arizona State, 2019  
Fort Worth, Texas

Jacob Grant enters his third season with New Mexico football and his second as the Co-Director of Operations. He spent his first season as the assistant for football operations and recruiting.

Grant handles many of the logistics associated with Lobo football including daily schedules, meetings and gameday setup. He also is instrumental in serving as a liaison with the campus community, and he has a major role in UNM recruiting weekends.

Grant graduated from Arizona State, where he spent two seasons as a student assistant with football operations at Arizona State.



# CHRIS SCHIEDER

## EQUIPMENT MANAGER

### 10TH YEAR AT NEW MEXICO

Cincinnati, 1995  
Ft. Lauderdale, Fla.

Chris Schieder is in his 10th year with the University of New Mexico as the Equipment Manager for the football team, handling all the needs for UNM's 100+ football players and UNM's staff.

Schieder began his professional career as the equipment manager at Wofford College in 1997, before moving on to East Carolina for six years (1998-03). Chris also worked at Duke and came to UNM after working at ULM.

He graduated from Cincinnati in 1995 with a bachelor's degree in criminal justice. Following the completion of his undergraduate degree, he went to Johnson City, Tenn., for two seasons as a graduate assistant at East Tennessee State.







**JAKE ROTHSCHILLER**  
**DEFENSIVE G.A.**  
**4TH YEAR AT NEW MEXICO**  
**New Mexico, 2018**  
**West Lake Village, Calif.**

Jake Rothschiller enters his fourth season as an defensive graduate assistant with the Lobos after a four-year career as a safety.

With the defense, Rothschiller works with UNM's linebackers, handling practice planning, film breakdown and on-the-field coaching. Rothschiller also helps with statistical analysis and film preparation.

Rothschiller red-shirted in 2014 and then lettered in 2015 through 2017, earning a scholarship after starting as a walk-on, eventually serving as a team captain in 2017. Over his three seasons on the field, Rothschiller recorded 131 tackles, 11.0 for loss, 2.0 sacks, two interceptions, three pass breakups, three fumble recoveries and two forced fumbles. He also scored a 91-yard touchdown on an interception return, earning Mountain West Defensive Player of the Week honors.



**GRAY CURTIS**  
**OFFENSIVE G.A.**  
**3RD YEAR AT NEW MEXICO**  
**Southern Miss, 2018**  
**Spanish Fort, Ala.**



Gray Curtis enters his third season as an offensive graduate assistant with the Lobos after a spending the 2018 season with the University of West Georgia.

With the offense, Curtis works with UNM's offensive line, handling practice planning, film breakdown and on-the-field coaching. Curtis also helps with statistical analysis and film preparation.

Curtis earned his bachelors degree from Southern Miss. He is a native of Spanish Fort, Ala., and prepped at Spanish Fort High, one of America's most successful and premier high school football program.



**MATT CLARK**  
**OFFENSIVE G.A.**  
**2ND YEAR AT NEW MEXICO**  
**Western Illinois, 2020**  
**Prospect, Ky.**



Matt Clark enters his second season as an offensive graduate assistant with the Lobos, coming to UNM after playing at Western Illinois, where he played for two seasons after transferring from Eastern Kentucky.

With the offense, Clark will work with UNM's tight ends, handling practice planning, film breakdown and on-the-field coaching. He also will help with statistical analysis and film preparation.

At Western Illinois, Clark caught 12 passes for 117 yards as a senior, earning the Missouri Valley Football Conference President's Council Award and being named to the MVFC Honor Roll.

Clark graduated from Western Illinois in the spring of 2020 with a bachelor's degree in finance. This is his first post graduate coaching position.




**DANTE CARO**  
**DEFENSIVE G.A.**  
**1ST YEAR AT NEW MEXICO**  
**New Mexico, 2014**  
**Las Cruces, N.M.**

Dante Caro enters his first season as an defensive graduate assistant with the Lobos.

Caro will work with UNM's cornerbacks, handling practice planning, film breakdown and on-the-field coaching. He also will help with statistical analysis and film preparation.

He graduated in 2014 from UNM, where he was a four-year letterwinner at safety and kick returner, recording 53 tackles as a senior. He also was the starting QB for the 2008 Class 5A state champion Las Cruces Bulldogs.





**JORDAN FISKE**  
**ATHLETIC PERFORMANCE G.A.**  
**2ND YEAR AT NEW MEXICO**  
**Massachusetts, 2018**  
**Hinsdale, Mass.**



Jordan Fiske joined the Lobos as an athletic performance graduate assistant in February of 2020, coming to UNM after serving as the head strength and conditioning coach with Garden City Community College.

Fiske is well experienced and a terrific fit for working with Lobo Football. He was at Garden City for the 2019 season, and prior to that, he spent a year as an intern in the strength and conditioning unit with the Tennessee Vols.

He spent four years at UMass as a strength and conditioning intern, spending two seasons on the same staff as current UNM head athletic performance coach Jimmy Carson. Fiske originally started at

UMass on the football team as a tight end and he also has spent time with the University of Virginia as an intern.

Fiske graduated from UMass with a bachelor's degree in public health in 2018.



## 2021 UNIVERSITY OF NEW MEXICO FOOTBALL ROSTER

No.	Name	Pos.	Ht.	Wt.	Cl-Exp.	Hometown (Last School)	Pronunciation
2	Terry Wilson	QB	6-3	202	Sr*-TR	Oklahoma City, Okla. (Kentucky/Garden City CC/Oregon/Del City HS)	
2	Tony Collier	CB	5-11	170	Sr&-2VL	Little Rock, Ark. (College of the Canyons/North Little Rock HS)	
3	Jace Taylor	WR	6-5	199	So*-1VL#	Lake Havasu, Ariz. (Lake Havasu HS)	
3	Patrick Peek	S	5-11	200	Sr&-2VL-RS	Ft. Worth, Texas (Trinity Valley JC/Aledo HS)	
4	Bobby Wooden	RB	5-11	185	So*-1VL#	Pearland, Texas (Dawson HS)	
4	Shaddrick Lowery	S	5-9	200	Sr&-2VL#	Dania Beach, Fla. (College of the Canyons/American Heritage HS)	
5	Kyle Jarvis	TE	6-4	235	Sr&-2VL	Antioch, Calif. (Contra Costa College/Antioch HS)	
6	Isaiah Chavez	QB	6-0	206	Fr-RS	Rio Rancho, N.M. (Rio Rancho HS)	
7	Tavian Combs	S	6-2	197	So*-1VL#	Amarillo, Texas (Randall HS)	
8	Donte Martin	CB	5-10	182	Jr*-2VL-RS	Oxnard, Calif. (Rio Mesa HS)	Like the famous "Inferno"
9	Bear Milacek	QB	6-3	203	Fr-HS#	Anthem, Ariz. (Boulder Creek HS)	MILL a CHECK
9	Jerrick Reed II	S	5-10	192	Sr*-2VL-JC#	Olive Branch, Miss. (NW Mississippi CC/Olive Branch HS)	
10	Trae Hall	QB	6-2	190	Jr*-2VL-RS	Henderson, Texas (Henderson HS)	
10	Aaron Rodriguez	K	6-0	200	So*-TR	Newhall, Calif. (Missouri/Hart HS)	
11	CJ Montes	QB	6-2	200	Fr-HS#	Pasadena, Calif. (Paraclete HS)	
11	Xavier Hailey	S	5-11	160	Fr-HS#	Tulare, Calif. (Tulare Union HS)	zay VEE YER
12	Antonio Hunt	CB	5-10	160	Jr*-1VL-RS	Lancaster, Calif. (College of the Canyons/Paraclete HS)	
13	Clay Boone	WR	6-3	175	So*-TR-RS	St. Louis, Mo. (Missouri/Parkway North HS)	SEA JAY
14	Ronald Wilson	S	5-10	180	Fr-HS#	Fort Worth, Texas (North Crowley HS)	
15	Luke Wysong	WR	5-10	170	Fr-HS#	Rio Rancho, N.M. (Cleveland HS)	WHY SONG
16	Connor Genal	QB	6-5	214	So*-1VL-RS	Santa Fe Springs, Calif. (St. Paul HS)	jen AL
17	Mannie Logan-Greene	WR	5-9	170	Sr&-2VL#	Ft. Lauderdale, Fla./Iowa Central CC/UCF/American Heritage HS	
17	Ben Bertram	END	6-2	255	Jr*-1VL-1SQ-RS	Albuquerque, N.M. (Sandia HS)	
18	Zarak Scruggs, Jr.	WR	6-2	205	Jr*-1SQ	Eatonville, Wash. (College of the Canyons/Eatonville HS)	ZAA wreck
18	Alec Marenco	LB	6-3	225	Fr-HS#	El Paso, Texas (Burgess HS)	ma REN co
19	Devin Sanders	LB	6-2	236	Sr&-2VL	San Diego, Calif. (San Diego Mesa CC/Mira Mesa HS)	
20	Jacob Trussell	TE	6-6	205	Fr-HS#	Georgetown, Texas (Georgetown HS)	
20	Andrell Barney, Jr.	CB	5-11	185	Fr-HS#	Chandler, Ariz. (Basha HS)	
21	Chad Alexander	RB	5-6	190	So*-1VL-RS	New Orleans, La. (Landry-Walker HS)	
21	A.J. Odums	CB	5-11	160	Fr-HS#	Houston, Texas (Westfield HS)	
22	Aaron Dumas	RB	5-11	190	Fr-HS#	El Paso, Texas (Americas HS)	DOO mis
23	Jordan Guidry	RB	5-10	195	Fr-HS#	Beaumont, Texas (West Brook HS)	
24	Keyonta Lanier	WR	6-1	160	Fr-HS#	Long Beach, California (Long Beach Poly)	key yon TAY
24	Coryon Francis	CB	6-2	175	Fr-HS#	Fort Worth, Texas (North Crowley HS)	
25	Nathaniel Jones	RB	5-11	200	So*-1VL#	Bellflower, Calif. (St. John Bosco HS)	
25	Marquae Kirkendoll	S	6-0	184	So*-1VL-RS	Chicago, Ill. (Simeon HS)	mar KWAY
26	Nic Wilson	CB	5-10	181	Sr*-1VL-1SQ-RS	San Bernardino, Calif. (El Cajon HS)	
26	Cameron Newell	K	5-11	180	Fr-HS#	Forney, Texas (Forney HS)	
27	Quinn Potts	S	6-0	210	Fr-RS	Compton, Calif. (Dominguez HS)	
28	Michael Buckley	WR	5-11	165	Fr-HS	Rancho Santa Margarita, Calif. (Santa Margarita HS)	
29	Duece Jones	CB	6-0	165	Fr-RS	Baton Rouge, La. (Broadmoor HS)	
30	Peyton Dixon	RB	5-11	200	So*-TR	Reno, Nev. (UC Davis/Fresno State/Bishop Manogue HS)	
30	Ray Leutele	LB	5-11	210	So*-1VL#	Anaheim, Calif. (Mater Dei HS)	lay OO TELL ay
31	Mathias Bertram	S	6-1	182	Fr-RS	Albuquerque, N.M. (Sandia HS)	
33	Josh Howes	LB	5-10	200	Fr-HS#	Rio Rancho, N.M. (Rio Rancho HS)	
34	Bobby Cole	RB	5-9	207	Sr*-2VL-1SQ-RS	Chatsworth, Calif. (Sierra Canyon HS)	
34	Michael Garcia	CB	5-11	154	Fr-RS	Albuquerque, N.M. (Cibola HS)	
35	George Steinkamp	K	6-2	188	Sr*-1VL	Los Alamos, N.M. (Los Alamos HS)	
35	Semaj Sims	LB	6-1	228	Fr-RS	Oakland, Calif. (McClymonds HS)	seh MAAZH
36	Syair Riley	LB	6-0	233	So*-1VL#	Inglewood, Calif. (Palisades HS)	sigh AIR
38	Quinton Thomas	LB	6-1	211	Fr-RS	Albuquerque, N.M. (Cibola HS)	
39	Kyler Drake	END	6-4	256	Fr-RS	San Bernardino, Calif. (Carter HS)	
41	Connor Witthoft	TE	6-3	235	So*-1VL#	Tucson, Ariz. (Salpointe Catholic HS)	
42	Dion Hunter	LB	6-2	220	Fr-RS	Rio Rancho, N.M. (Cleveland HS)	
44	Reco Hannah	LB	6-2	215	Sr&-2VL	Wedowee, Ala. (Highland CC/Randolph County HS)	
45	Josh Woisin	LB	5-10	220	Sr*-1VL-2SQ-RS	Albuquerque, N.M. (La Cueva HS)	Rhymes with "Poison"
46	Isaiah Perez	LS	5-11	200	Sr*-TR	Carlsbad, N.M. (Western New Mexico/Carlsbad HS)	
47	Caleb Marra	TE	6-4	225	Fr-RS	Albuquerque, N.M. (La Cueva HS)	
47	Jared Long	P	6-1	186	Fr-RS	Albuquerque, N.M. (Del Norte HS)	
48	Troy Sicaeros	LS	6-0	221	So*-1VL#	San Juan Capistrano, Calif. (JSerra Catholic HS)	
49	Simon Gay	TE	6-6	242	Fr-HS#	Albuquerque, N.M. (Volcano Vista HS)	
50	Ja'Shon Lowery	NT	6-5	250	Fr-HS#	Albuquerque, N.M. (La Cueva HS)	
51	Bryce Santana	END	6-3	281	Fr-RS	Los Lunas, N.M. (Los Lunas HS)	
52	Ian Shewell	END	6-3	230	So*-1VL#	Gilbert, Ariz. (Williams Field HS)	
53	Larry Allen	DL	6-1	240	So-RS	Rio Rancho, N.M. (Rio Rancho HS)	



No.	Name	Pos.	Ht.	Wt.	Cl-Exp.	Hometown (Last School)	Pronunciation
54	Langston Murray	NT	6-2	280	Sr*-2VL-1SQ-RS	Logansport, La. (Logansport HS)	
55	Radson Jang	OL	6-2	255	Sr*-1VL-2SQ-RS	Honolulu, Haw. (Army Prep/Kamehameha HS)	
55	JD Roberts	LB	6-2	235	Fr-HS#	Scottsdale, Ariz. (Notre Dame Prep)	
56	Austin Cook	OL	6-5	300	Sr&-3VL	Fort Scott, Kan. (Butler Community College/Fort Scott HS)	
57	Clement Ulale	OL	6-3	278	Fr-HS	Albuquerque, N.M. (Albuquerque HS)	OO LA LAY
57	Keith Alvarado	NT	6-2	262	Fr-RS	Albuquerque, N.M. (Sandia HS)	
58	Cody Moon	LB	6-2	200	Fr-RS	Albuquerque, N.M. (Volcano Vista HS)	
59	Jack Buford	OL	6-4	310	So*-TR	St. Louis, Mo. (Missouri/Lutheran North HS)	
60	Jacob Webb	OL	6-5	310	Fr-HS#	Chino, Calif. (Diamond Ranch HS)	
62	Carlos Lovato	OL	6-0	265	Fr-HS#	Albuquerque, N.M. (Albuquerque HS)	
64	Kyle Stapley	OL	6-3	293	Sr&-3VL	Morgan, Utah (Snow College/Morgan HS)	STAPE lee
65	Nathaniel Gomez	OL	6-4	285	Fr-HS#	San Diego, Calif (Lincoln HS)	
66	Jacob Jankoviak	OL	6-2	283	Sr-1VL-RS	Corona, Calif. (Fullerton JC/Centennial HS)	jan COE VEE yak
67	Isaak Gutierrez	OL	6-2	305	Jr*-1VL	Eureka, Calif. (Butte College/Eureka HS)	
68	Shancco Matautia	OL	6-2	295	Fr-HS#	Anaheim, California (Servite HS)	MAH TAH oo TEE ya
70	Isaiah Sillemon	OL	6-3	290	Fr-HS#	Dallas, Texas (Lancaster HS)	
71	Ben Davis	OL	6-3	295	Sr&-1VL	Elk Grove, Calif. (Minnesota/American River College/Elk Grove HS)	
72	Jer' Marques Bailey	OL	6-6	332	Fr-RS	Humble, Texas (Atascocita HS)	JER mar KEZ
73	Cade Briggs	OL	6-3	295	Jr*-2VL#	Las Vegas, Nev. (Bishop Gorman HS)	
74	Greg Brown II	OL	6-1	290	Fr-RS	Pearland, Texas (Shadow Creek HS)	
75	Leke Asenuga	OL	6-2	315	Fr-RS	Richmond, Texas (George Bush HS)	le KAY ah sa NEW gah
76	Vincent Santos	OL	6-4	303	Fr-RS	Chula Vista, Calif. (Naval Prep/Eastlake HS)	
77	Larry Luna	OL	6-6	300	Fr-HS#	Roswell, N.M. (Goddard HS)	
78	Arrison Cole	OL	6-7	290	Fr-HS#	Suwanee, Ga. (Lambert HS)	
79	Walter Baca	OL	6-1	280	Fr-RS	Los Lunas, N.M. (Los Lunas HS)	
80	Ryan Cosper	WR	6-3	193	Fr-RS	Albuquerque, N.M. (Hope Christian HS)	
81	Elijah Queen	WR	6-5	207	So*-1VL#	Carson, Calif. (Narbonne HS)	
82	Austin Erickson	WR	6-0	170	Fr-RS	Albuquerque, N.M. (Manzano HS)	
83	Blake Wells	WR	5-11	190	Sr*-1SQ	Clovis, Calif. (College of the Canyons/Buchanan HS)	
84	Joah Flores	WR	5-8	165	So-HS#	Albuquerque, N.M. (Volcano Vista HS)	
84	Jeffrey Blake	LB	6-4	218	So*-TR-RS	Norcross, Ga. (San Diego State/Greater Christian HS)	
85	Trace Bruckler	WR	6-3	200	Fr-HS#	Frisco, Texas (Lone Star HS)	
86	Kai Jessie	TE	6-5	200	Fr-HS#	San Diego, Calif. (Patrick Henry HS)	
87	Andrew Erickson	WR	6-2	205	So*-1VL-2RS	Albuquerque, N.M. (Manzano HS)	
88	Benji Johnson	WR	6-4	195	Fr-HS#	Hooks, Texas (Hooks HS)	
89	Conner Kinslow	TE	6-4	235	So*-1VL#	Flushear, Texas (Obra D. Tompkins HS)	
90	OJ Bartley	NT	6-2	284	Fr-RS	Stockton, Calif. (Edison HS)	
91	Adam Gay	END	6-5	275	Sr-RS	Albuquerque, N.M. (New Mexico Highlands/Volcano Vista HS)	
92	Omar Daramé	END	6-3	270	So*-1VL-RS	Arlington, Texas (Sam Houston HS)	duh RAH may
93	Jaden Phillips	DL	6-2	255	Fr-HS#	Clovis, N.M. (Clovis HS)	
94	Andrew Shelley	K	6-1	186	Sr*-2VL-1SQ-RS	Albuquerque, N.M. (Eldorado HS)	
95	Jake Saltonstall	END	6-4	250	Jr*-1VL	Morgan Hill, Calif. (Foothill College/Live Oak HS)	
96	Corey Hightower	S	5-11	185	Sr&-4VL-RS	Huntsville, Texas (Huntsville HS)	
97	Justin Harris	END	6-6	259	Sr*-1VL-1SQ	Gonzalez, Louisiana (Hutchinson CC/Baylor/East Ascension HS)	
98	Joey Noble	END/LS	6-3	245	Sr&-2VL#	Cerritos, Calif. (Fullerton JC/Los Alamitos HS)	
99	Ben Gansallo	DL	6-3	280	Sr&-1VL-RS	Missouri City, Texas (Blinn JC/Dulles JC)	

#denotes has a redshirt year available

\*denotes has a super senior year available due to the COVID 2020 season

&amp;denotes utilizing his super senior season due to the COVID 2020 season

**Coaching Staff****Head Coach:** Danny Gonzales (New Mexico, 1998 — first year)**Offensive Coordinator/TEs:** Derek Warehime (Tulsa, 2006)**Defensive Coordinator/LBs:** Rocky Long (New Mexico, 1971)**Special Teams Coordinator:** Jamie Christian (Central Washington, 1999)**Receivers:** Brandon Blackmon (Tennessee State, 2008)**Defensive Line:** Jerome Haywood (San Diego State, 2002)**Safeties:** David Howes (New Mexico, 1997)**Offensive Line:** Jason Lenzmeier (New Mexico, 2005)**Quarterbacks:** Drew Mehringer (Rice, 2010)**Cornerbacks:** Troy Reffett (UTEP, 1990)**Running Backs:** Jordan Somerville (Arizona State, 2019)**Offensive Graduate Assistants:** Matt Clark, Gray Curtis**Defensive Graduate Assistants:** Dante Caro, Jake Rothschilder**Co-Director of Operations:** Gavin Bevis**Co-Director of Operations:** Jacob Grant**Director of Athletic Performance:** Jimmy Carson**Athletic Performance Graduate Assistant:** Jordan Fiske**Equipment Director:** Chris Schieder**Athletic Director:** Eddie Nuñez**Assistant Athletics Director/Communications (Primary Contact):** Frank Mercogliano



## 41





**21 CHAD ALEXANDER**  
**RUNNING BACK**  
**5-6 \* 190 \* 50 \* RS \* IOL**  
**New Orleans, La.**  
**Landry-Walker HS**



\*has a super senior season available.

**Academics:** Named Mountain West All-Academic in 2020.

**2020 (Redshirt Freshman Season):** Played in six games, serving as a kick returner and running back ... averaged 15.6 yards per return on 10 returns ... also rushed three times for 14 yards and caught five passes for 10 yards ... had five kickoff returns for 79 yards with a long of 21 yards against Utah State ... had two returns with a season-best 22 yarder against Fresno State ... rushed the ball twice for 11 yards against Nevada ... caught a career-high four passes against Air Force.

**2019 (Freshman Season):** Played in four games and redshirted the season ... saw action in three games as a kick returner, returning four kickoffs for an average of 18.5 yards per return with a long of 26 ... also rushed five times for 25 yards against Air Force with a long of seven yards.

**High School:** Lettered in football at Landry-Walker High School for coach Emanuel Powell, and also lettered in track ... rushed for 1,084 yards on 118 carries with 17 rushing touchdowns as a senior for Landry-Walker ... also had a 70-yard kickoff return for a touchdown ... scored double-digit touchdowns as a junior ... helped win a 5A state title as a sophomore in 2016.

**Personal:** Full name is Chad Terrell Alexander ... birthday is October 26, 1999 ... majoring in communications.

### CHAD ALEXANDER CAREER STATISTICS

Year	GP	Rec	Yards	TD	Long	Att	Yards	TD	Long
2019	4	0	0	0	0	5	25	0	7
2020	6	5	10	0	6	3	14	0	9
<b>Totals</b>	<b>10</b>	<b>5</b>	<b>10</b>	<b>0</b>	<b>6</b>	<b>8</b>	<b>39</b>	<b>0</b>	<b>9</b>

**Career Highs:** Carries - 5 vs. Air Force, 11/23/19; Yards - 25 vs. Air Force, 11/23/19; Long - 9 vs. Nevada, 11/14/20.

Year	PR	Yards	Avg.	TD	Long	KOR	Yards	Avg.	TD	Long
2019	0	0	0.0	0	0	4	74	18.5	0	26
2020	0	0	0.0	0	0	10	156	15.6	0	22
<b>Totals</b>	<b>0</b>	<b>0</b>	<b>0.0</b>	<b>0</b>	<b>0</b>	<b>4</b>	<b>74</b>	<b>18.5</b>	<b>0</b>	<b>26</b>

**Career Highs:** Kickoff Returns - 5 at Utah State, 11/26/20; Yards - 79 at Utah State, 11/26/20; Long - 26 at San Jose State, 10/4/19.



**57 KEITH ALVARADO**  
**NOSE TACKLE**  
**6-2 \* 262 \* FR \* RS**  
**Albuquerque, N.M.**  
**Eldorado HS**



**Academics:** Named Mountain West All-Academic in 2020.

**2020 (Freshman Season):** Redshirted.

**High School:** Lettered in football at Eldorado High School in Albuquerque ... recorded 25 tackles with 2.0 sacks as a senior.

**Personal:** Birthday is October 19, 2001 ... undecided on a major.



**75 LEKE ASEWAGA**  
**OFFENSIVE LINE**  
**6-2 \* 315 \* FR \* RS**  
**Richmond, Texas**  
**George Bush HS**



**2020 (Freshman Season):** Saw action in four games, earning a redshirt ... along with playing on special teams, he saw 57 snaps on offense.

**High School:** Lettered in football at George Bush High School for coach Allen Aldridge ... prior to Bush he played at Foster High School ... named 20-6A First Team All-District as an offensive lineman in 2019 and 2018 ... named to VYPE Houston's Top 100 Collegiate Prospects List ... listed by The Houston Chronicle as the No. 30 OL prospect in Texas.

**Personal:** Birthday is February 1, 2002 ... undecided on a major.





**79 WALTER BACA**  
**OFFENSIVE LINE**  
**6-1 \*280 \*FR \*RS**  
**Los Lunas, N.M.**  
**Los Lunas HS**



**Academics:** Named Mountain West All-Academic in 2020.

**2020 (Freshman Season):** Saw action in four games, earning a redshirt ... along with playing on special teams, he saw 57 snaps on offense.

**High School:** A four-sport athlete at Los Lunas High School, lettering in football, track & field, tennis and wrestling ... named first team 5A All-State as a senior offensive lineman ... also named First Team All-Region.

**Personal:** Birthday is March 19, 2002 ... majoring in emergency medical services.



**90 OJ BARTLEY**  
**NOSE TACKLE**  
**6-2 \*284 \*FR \*RS**  
**Pagai, American Samoa.**  
**Edison HS**



**Academics:** Named to the Mountain West All-Academic Team for 2020.

**2020 (Freshman Season):** Saw action in the final two games of the season, earning a redshirt ... started against Wyoming ... did not record any stats on the season.

**High School:** Lettered in football at Lathrop High School for coach Booker Guyton ... helped Lathrop go 9-2, including a league title with an undefeated 4-0 record ... recorded 60 tackles (31 solo) as a senior, including 3.0 sacks ... also carried the ball in short-yardage situations, scoring three times on three carries ... named Black-hat Athlete of the Week after scoring three TDs in the section D1 quarterfinal.

**Personal:** First name is Olyver ... birthday is April 21, 2002 ... is majoring in criminology.



**72 JER'MARQUES BAILEY**  
**OFFENSIVE LINE**  
**6-6 \*332 \*FR \*RS**  
**Los Lunas, N.M.**  
**Los Lunas HS**



**2020 (Freshman Season):** Saw action in three games, mostly on special teams, earning a redshirt ... did play four snaps at tackle.

**High School:** Lettered in football at Atascocita High School for coach Craig Stump ... helped Atascocita to a No. 51 national ranking in 2019, No. 12 in the state of Texas, going 12-2, 8-0 in district play ... also played his first two years at Aldine Nimitz (Soph.) and Cedar Hill (Fr.) ... earned votes for VYPE Houston's Preseason Offensive Lineman of the Year ... earned First Team 22-6A All-District as a senior and Second Team 22-6A All-District as a junior.

**Personal:** Birthday is May 1, 2001 ... majoring in business administration.



**17 BEN BERTRAM**  
**DEFENSIVE END**  
**6-2 \*255 \*JR \*TUL-ISO, RS**  
**Albuquerque, N.M.**  
**Sandia HS**



\* Has a super senior season available.

**2020 (Redshirt Sophomore Season):** Saw action in three games, recording three tackles and a sack ... had his first career sack, and UNM's first of the season, in the opener against San Jose State ... had two tackles against Utah State.

**2019 (Redshirt Freshman Season):** Did not see any action

**2018 (Freshman Season):** Redshirted.

**High School:** Lettered in football, baseball and track & field at Sandia High School ... played football for Kevin Barker ... post Sandia, he also spent a year at Fork Union Military Academy.

**Personal:** Majoring in pre-exercise science ... birthday is July 13, 1998.





**31 MATHIAS BERTRAM**  
**SAFETY**  
**6-1 \* 182 \* FR \* RS**  
**Albuquerque, N.M.**  
**Sandia HS**

**2020 (Freshman Season):** Saw action in two games and redshirted.

**High School:** Lettered in football and track and field at Sandia High School.

**Personal:** Brother Ben Bertram is a defensive lineman on the team ... birthday is February 4, 2001 ... is undecided on a major.



**74 GREG BROWN II**  
**OFFENSIVE LINE**  
**6-1 \* 290 \* FR \* RS**  
**Pearland, Texas**  
**Shadow Creek HS**

**Academics:** Named Mountain West All-Academic in 2020.

**2020 (Freshman Season):** Saw action in one game, earning a redshirt ... picked up nine snaps against Fresno State in the season finale.

**High School:** Lettered in football at Shadow Creek High School for coach Brad Butler ... helped Shadow Creek to a 16-0 record and the 5A Division 1 state title in just its second year of varsity football ... as a junior Shadow Creek went 15-1, losing in the state title game ... named First Team All-District 10 as an offensive lineman.



**Personal:** Birthday is October 30, 2001 ... majoring in computing engineering.



**73 CADE BRIGGS**  
**OFFENSIVE LINE**  
**6-3 \* 295 \* JR \* 2VL**  
**Las Vegas, Nev.**  
**Bishop Gorman HS**

\*Has a super senior season available.

**2020 (Sophomore Season):** Played and started all seven games at left tackle ... led all UNM offensive linemen with 523 total snaps ... turned in a 95.2 pass blocking efficiency ... was second on the squad in impact run blocking at 14.3%, according to PFF.

**2019 (Freshman Season):** Played in nine games, starting five times ... started games at both left guard (one) and right guard (four) ... played 268 snaps, allowing just two hurries, no hits and no sacks ... had a pass blocking efficiency of 99.1%.

**High School:** Lettered in football at Bishop Gorman HS for coach Kenny Sanchez ... named second team All-Southwest League as a guard in 2018 ... won a state title in all four seasons, including 2018, ending the season on a 10-game winning streak ... helped Bishop Gorman rush for 523 yards on 52 carries in the state title game, scoring eight rushing touchdowns.

**Personal:** Birthday is June 12, 2001 ... majoring in international studies.



**6 ISAIAH CHAVEZ**  
**QUARTERBACK**  
**6-0 \* 206 \* FR \* RS**  
**Rio Rancho, N.M.**  
**Rio Rancho HS**



**2020 (Freshman Season):** Played in two games, earning a redshirt ... became the first freshman walk-on to start a game at quarterback for New Mexico, and was the first in over two years in the FBS ... was credited with both wins ... started the season as the fifth-string quarterback, and earned the nickname "QB5" after defeating Wyoming as the last quarterback left available on the roster ... made his debut against Wyoming on some designed plays, but took over just before halftime due to an injury ... was 19-for-28 on the season with two touchdown passes and he rushed for 111 yards and another touchdown ... threw a 44-yard touchdown pass to Bobby Cole

with just over seven minutes left for the winning score in a 17-16 win ... earned the start in the finale against Fresno State and led UNM to its most points of the season and most points in a conference game since 10/6/2018 (50 against UNLV) ... went 14-for-18 for 196 yards and a touchdown and rushed for 95 yards and a touchdown against Fresno State, winning Mountain West Offensive Player of the Week honors ... hit Connor Kinslow for a career-long 49 yard touchdown pass ... opened the scoring for UNM in that game with a 4-yard touchdown run ... also busted out a 54-yard run in the contest.



**High School:** Lettered in football at Rio Rancho High School under David Howes ... named the 2019 Gatorade Player of the Year in the state of New Mexico, leading Rio Rancho to the championship game ... passed for 2,006 yards and 22 touchdowns as a senior ... also rushed for 1,407 yards and 21 scores, including 198 yards and four touchdowns in a 48-40 loss to Cleveland High in the state title game ... also named 1-6A District Player of the Year ... for his career he threw for 4,243 yards and ran for 2,268 with 77 total touchdowns.

**Personal:** Majoring in engineering ... birthday is October 10, 2001.

### ISAIAH CHAVEZ CAREER STATISTICS

Year	GP	C-A-I	Yds	TD	Long	.PCT	Eff.	Att	Yards	TD	Long
2020	2	19-28-0	251	2	49	.679	166.7	22	111	1	54
<b>Totals</b>	<b>2</b>	<b>19-28-0</b>	<b>251</b>	<b>2</b>	<b>49</b>	<b>.679</b>	<b>166.7</b>	<b>22</b>	<b>111</b>	<b>1</b>	<b>54</b>

*Career Highs:* Completions - 14 vs. Fresno State, 12/12/20; Attempts - 18 vs. Fresno State, 12/12/20; Yards - 196 vs. Fresno State, 12/12/20; Long - 49 vs. Fresno State, 12/12/20; TDs - 2 vs. Wyoming, 12/5/20; 1 vs. Fresno State, 12/12/20; Rushes - 15 vs. Fresno State, 12/12/20; Yards - 95 vs. Fresno State, 12/12/20; Long - 54 vs. Fresno State, 12/12/20; TDs - 1 vs. Fresno State, 12/12/20.



**34 BOBBY COLE**  
**RUNNING BACK**  
**5-9 \*207 \*SR \*TUL-ISO-RS**  
**Chatsworth, Calif.**  
**Sierra Canyon HS**

\*has a super senior season available.

**2020 (Redshirt Junior Season):** Led UNM in rushing with 548 yards and an average of 78.3 yards per game ... also led UNM running backs with 5.6 yards per carry and he led the team in rushing touchdowns (6) and points (42) ... was a monster in the final two games of the season, breaking the century-mark both times ... against Wyoming in a 17-16 win, he rushing a career-high 22 times for 131 yards, with a long of 36 yards ... caught two passes, none bigger than a fourth quarter 44-yard touchdown that gave UNM its 17-16 lead ... also had two tackles in that game ... the next week against

Fresno State, he rushed 18 times for a career-high 138 yards and a career-best three touchdowns ... had a 35-yard scamper that capped UNM's fourth quarter comeback ... scored a pair of touchdowns against Utah State ... nearly broke the century mark against Hawai'i, rushing for 96 yards on 14 carries ... against Nevada he went for 90 yards on 17 carries with a touchdown and added three catches for 22 yards.

**2019 (Redshirt Sophomore Season):** Saw action in all 12 games, starting the finale against Utah State ... rushed for 189 yards and two touchdowns ... finished fifth on the team in rushing ... scored a touchdown on his first collegiate touch, rushing for a 37-yard score against Notre Dame in the fourth quarter ... had 21

yards rushing on three carries against Boise State ... rushed for 58 yards and a touchdown against Air Force, including a touchdown ... had a career-high 72 yards rushing on 11 carries against Utah State, including a 25-yard rush.

**2018 (Redshirt Freshman Season):** Saw action in two games.

**2017 (Freshman Season):** Redshirted.


**High School:** Lettered in football at Sierra Canyon High School.

**Personal:** First name is Joshua ... birthday is June 10, 1999... majoring in liberal arts.

### BOBBY COLE CAREER STATISTICS

Year	GP	Att	Yards	TD	Long	Rec	Yards	TD	Long
2018	2	0	0	0	0	0	0	0	0
2019	12	27	189	2	37	0	0	0	0
2020	7	97	548	6	36	5	75	1	44
<b>Totals</b>	<b>21</b>	<b>124</b>	<b>737</b>	<b>8</b>	<b>37</b>	<b>5</b>	<b>75</b>	<b>1</b>	<b>44</b>

*Career Highs:* Rushes - 22 vs. Wyoming, 12/5/20; Yards - 138 vs. Fresno State, 12/12/20; TD - 3 vs. Fresno State, 12/12/20; Long - 37 at Notre Dame, 9/14/19; Receptions - 3 vs. Nevada, 11/7/20; Yards - 53 vs. Wyoming, 12/5/20; Receiving TDs - 1 vs. Wyoming, 12/5/20; Long - 44 vs. Wyoming, 12/5/20.



**2 TONY COLLIER, JR.**  
**CORNERBACK**  
**5-11 \*170 \*SR \*TUL**  
**Little Rock, Ark.**  
**College of the Canyons**  
**North Little Rock HS**

&using his super senior season in 2021.

**Academics:** Named Mountain West All-Academic in 2019.

**2020 (Senior Season):** Played in six games, starting four ... recorded 24 tackles on the season with 1.0 tackles for loss for 1 yard, and one pass breakup ... had a career-high seven tackles against Hawai'i, including five solos ... had five tackles against both Nevada and Air Force ... also recorded a tackle for loss and a pass breakup against Nevada ... had three tackles against Utah State and Fresno State.

**2019 (Junior Season):** Saw action in 10 games, playing on special teams and cornerback ... recorded three tackles and a pass breakup on the season ... had his pass breakup against New Mexico State ... also had a pair of tackles in that game ... recorded a tackle against San Jose State.

**Junior College:** Recorded 12 tackles and three pass breakups as a sophomore at College of the Canyons.

**Personal:** Majoring in liberal arts ... birthday is October 18, 1997.



**TONY COLLIER, JR. CAREER STATISTICS**

Year	GP	UA	Asst	Tcks	TFLs-Yds	Sks-Yds	PBU	INT-Yds	FF	FR-Yds
2019	10	1	2	3	0.0-0	0.0-0	1	0-0	0	0-0
2020	6	19	5	24	1.0-1	0.0-0	1	0-0	0	0-0
<b>Totals</b>	<b>16</b>	<b>20</b>	<b>7</b>	<b>27</b>	<b>1.0-1</b>	<b>0.0-0</b>	<b>2</b>	<b>0-0</b>	<b>0</b>	<b>0-0</b>

*Career Highs: Tackles - 7 at Hawai'i, 11/7/20; TFLs - 1.0 vs. Nevada, 11/14/20; PBUs - 1 vs. New Mexico State, 9/21/19; 1 vs. Nevada, 11/14/20.*

**7 TAVIAN COMBS****SAFETY****6-2 \*197 \*50 \*1VL****Amarillo, Texas  
Randall HS**

\*has a super senior season available

**Academics:** Named Mountain West All-Academic in 2020.

**2020 (Freshman Season):** Started five and played in all seven games as the Lobo back .... was second on the team in tackles with 51 ... had a pass break-up, a half sack and a forced fumble ... had at least seven tackles in five of his seven games ... opened his career with 10 tackles against San Jose State ... had a career-high 12 tackles against Fresno State including his first career half-sack and first career TFL ... broke up a pass against Wyoming ... had seven tackles

and a forced fumble against Utah State ... had two tackles against both Hawai'i and Nevada.

**High School:** Lettered in football at Amarillo High School for coach Gaylon Selmon ... named First Team All-District 5-5A as a safety and All-District 3-5A by Amarillo.com ... bounced back his senior year after suffering a season-ending injury on the opening kickoff of his junior year ... also lettered in track and field.

**Personal:** Majoring in exercise science ... birthday is August 30, 2002.

**TAVIAN COMBS CAREER STATISTICS**

Year	GP	UA	Asst	Tcks	TFLs-Yds	Sks-Yds	PBU	INT-Yds	FF	FR-Yds
2020	7	24	27	51	0.5-1	0.0-0	1	0-0	1	0-0
<b>Totals</b>	<b>7</b>	<b>24</b>	<b>27</b>	<b>51</b>	<b>0.5-1</b>	<b>0.0-0</b>	<b>1</b>	<b>0-0</b>	<b>1</b>	<b>0-0</b>

*Career Highs: Tackles - 12 vs. Fresno State, 12/12/20; TFLs - 0.5 vs. Fresno State, 12/12/20; Forced Fumbles - 1 at Utah State, 11/26/20; PBUs - 1 vs. Wyoming, 12/5/20.*

**56 AUSTIN COOK****OFFENSIVE LINE****6-5 \*300 \*SR \*3VL****Fort Scott, Kan.****Butler CC****Fort Scott HS**

&Utilizing his super senior season.

**Academics:** Named Mountain West All-Academic in 2018.

**2020 (Senior Season):** Played in all seven games, starting all at left guard ... played 518 snaps, third-most along the line ... had a 98.3 pass blocking efficiency (PFF) ... allowed just one sack and one hurry ... also played on the field goal and extra point unit.


**2019 (Junior Season):** Played in all 12 games, serving mostly on the field goal and extra point unit.

**2018 (Sophomore Season):** Played in 10 games, serving mostly on the field goal and extra point unit.

**Junior College:** Lettered for two seasons at Butler Junior College.

**High School:** Lettered in both football and track and field at Ft. Scott High School

**Personal:** Full name is Austin Reed Cook ... birthday is May 5, 1998 ... majoring in liberal arts.

**80 RYAN COSPER****WIDE RECEIVER****6-3 \*193 \*FR \*RS****Albuquerque, N.M.****Hope Christian HS**

\*denotes has a super senior season available.

**Academics:** Named Mountain West All-Academic in 2020.

**2020 (Freshman Season):** Redshirted.

**High School:** Lettered at Hope Christian High School in football, basketball and track and field ... as a senior he caught 63 passes for 1,094 yards and 11 touchdowns ... had a long reception of 68 yards as he averaged 99.5 yards per game ... also recorded three interceptions and a fumble recovery as a senior ... was named First Team 3A All-State as a senior ... for his career he





caught 108 passes for 1,758 yards and 17 touchdowns.

**Personal:** Birthday is December 26, 2001 ... majoring in business administration.



**92 OMAR DARAME**  
**DEFENSIVE END**  
**6-3 \*270 \*50 \*TUL-RS**  
**Arlington, Texas**  
**Sam Houston HS**



\*Has a super senior season available

**2020 (Redshirt Freshman Season):** Saw action in six games playing in all but the finale ... recorded four tackles and one TFL on the season ... had a career-high two tackles in the opener against San Jose State ... had one tackle, a tackle for a loss of a yard, against Hawai'i ... also had a tackle against Nevada.

**2019 (Freshman Season):** Played in one game, recording no stats, and redshirted the season.

**High School:** Lettered in football at Arlington High School for coach Anthony Criss ... recorded 63 tackles, 27 solo, with 10 for loss ... also recorded a forced fumble, a fumble recovery and an interception ... also competed in track at Sam Houston, including the shot put.

**Personal:** Birthday is December 2, 2000 ... majoring in secondary education.

### OMAR DARAME CAREER STATISTICS

Year	GP	UA	Asst	Tcks	TFLs-Yds	Sks-Yds	PBU	INT-Yds	FF	FR-Yds
2020	6	2	2	4	1.0-1	0.0-0	0	0-0	0	0-0
<b>Totals</b>	<b>6</b>	<b>2</b>	<b>2</b>	<b>4</b>	<b>1.0-1</b>	<b>0.0-0</b>	<b>0</b>	<b>0-0</b>	<b>0</b>	<b>0-0</b>

*Career Highs: Tackles - 2 at San José State, 10/31/20; TFLs - 1.0 at Hawai'i, 11/7/20.*




**71 BEN DAVIS**  
**OFFENSIVE LINE**  
**6-3 \*295 \*SR \*TUL**  
**Elk Grove, Calif.**  
**Minnesota | American River College | Elk Grove HS**

&using super senior season in 2021

**Academics:** Named Mountain West All-Academic in 2020.

**2020 (Senior Season):** Played in seven games, starting one at right tackle ... was UNM's "sixth man" on the offensive line, moving to most of the tackle and guard positions ... played 109 snaps, allowing just one sack on the season.



**2019 (Minnesota – Redshirt Junior Season):** Saw his first action of the season against Maryland.

**2018 (Minnesota – Redshirt Sophomore Season):** Played in eight games, mostly on special teams ... fielded one kickoff at Maryland.

**2017: (Minnesota – Sophomore Season):** Redshirted.

**Junior College:** Spent one season at American River College where he started as a freshman ... blocked for an offense that averaged 380.2 yard per game including 155.4 yards per game on the ground ... led American River

to a NCFC conference championship and a state championship appearance ... started at Elk Grove High School in California, where he also lettered in baseball.

**Personal:** Son of Greg and Maryjo Davis ... brother, J.D., plays baseball for the New York Mets ... birthday is March 3, 1998 ... is working on his public administration masters.




**39 KYLER DRAKE**  
**DEFENSIVE END**  
**6-4 \*256 \*FR \*RS**  
**San Bernardino, Calif.**  
**Carter HS**

**2020 (Freshman Season):** Redshirted

**High School:** Lettered for three years at Carter High School ... as a senior he played in 12 games, recorded 101 tackles at an outside linebacker position ... also added 3.5 sacks and a fumble recovery.

**Personal:** Birthday is August 2, 2002 ... majoring in exercise science.



**87 ANDREW ERICKSON**  
**WIDE RECEIVER**  
**6-2 \*194 \*50 \*150-RS**  
**Albuquerque, N.M.**  
**Manzano HS**

\*Has a super senior season available.

**Academics:** Named Mountain West All-Academic in 2020.

**2020 (Double Redshirt Freshman Season):** Started all seven games at receiver, finishing second in receptions and yards, and tying for the team lead in touchdowns ... caught a pass in all seven games ... opened his career with three receptions for 72 yards including a season-best 46-yard catch ... caught his first touchdown in the opener against San Jose State ... followed that up with two receptions in each of the next two games, against Hawai'i and Nevada ... the Nevada game featured a wild diving 42-yard sideline grab ... had a then season-best four catches against Air Force for 47 yards ... added a second touchdown and had a season-best five catches for 55 yards against Utah State ... caught one



pass against Wyoming and one against Fresno State.

**2019 (Redshirt Freshman Season):** Suffered a knee injury and did not play.

**2018 (Freshman Season):** Redshirted

**High School:** Lettered in football, basketball and track and Manzano High School ... played both receiver and defensive back at Manzano, and he scored the game-winning touchdown, a 48-yard reception, with 4:17 left to lift Manzano to a 14-7 win in the 6A state title game against La Cueva ... led Manzano to a perfect 13-0 record that season.

**Personal:** First name is actually Robert ... birthday is March 27, 2000 ... majoring in mechanical engineering.



### ANDREW ERICKSON CAREER STATISTICS

Year	GP	Rec	Yards	TD	Long	Att	Yards	TD	Long
2020	7	18	270	2	46	0	0	0	0
<b>Totals</b>	<b>7</b>	<b>18</b>	<b>270</b>	<b>2</b>	<b>46</b>	<b>0</b>	<b>0</b>	<b>0</b>	<b>0</b>

**Career Highs:** Receptions - 5 at Utah State 11/26/20; Yards - 72 at San Jose State, 10/31/20; Long - 46 at San Jose State, 10/31/20; TDs - 1 at San Jose State, 10/31/20; 1 at Utah State 11/26/20.



**82 AUSTIN ERICKSON**  
**WIDE RECEIVER**  
**6-0 \*170 \*FR \*RS**  
**Albuquerque, N.M.**  
**Manzano HS**

**Academics:** Named Mountain West All-Academic in 2020.

**2020 (Freshman Season):** Saw action in one game, starting against Wyoming, earning a redshirt ... had one reception in that game.

**High School:** Lettered in football, basketball and track & field ... caught 85 career passes at Manzano for 1,514 yards and 18 touchdowns ... also rushed 85 times for 492 yards and four touchdowns ... had 10 touchdown catches as a junior, and seven as a senior, including an 80-yarder ... had a career-long rush of 55 yards as a senior ... also recorded four interceptions as a senior.


**Personal:** Birthday is April 4, 2002 ... majoring in communications.



### AUSTIN ERICKSON CAREER STATISTICS

Year	GP	Rec	Yards	TD	Long	Att	Yards	TD	Long
2020	1	1	-3	0	0	0	0	0	0
<b>Totals</b>	<b>1</b>	<b>1</b>	<b>-3</b>	<b>0</b>	<b>0</b>	<b>0</b>	<b>0</b>	<b>0</b>	<b>0</b>

**Career Highs:** Receptions - 1 vs. Wyoming, 12/5/20.



**99 BEN GANSALLO**  
**NOSE TACKLE**  
**6-3 \*280 \*SR \*JVL-RS**  
**Missouri City, Texas**  
**Blinn JC**  
**Dulles HS**

**2020 (Senior Season):** Played in four games, earning a redshirt for the season ... started the final three games of the season ... finished the season with nine tackles, 3.0 sacks for 11 yards and 3.0 TFLs for 11 yards ... despite only playing four games he finished second on the team in sacks ... saw his first action of the season against Air Force ... started against Utah State, recording two tackles ... started the following week against Wyoming, recording a career-high four tackles with his first career sack ... had three tackles in the finale against Fresno State, including two more sacks.



**2019 (Junior Season):** Played in 12 games, and started four at nose tackle ... recorded six tackles and a pass break up on the season ... had a season-high two tackles against Liberty ... had single tackles against Notre Dame, New Mexico State, Liberty and Air Force ... had a pass breakup against Colorado State.

**Junior College:** Lettered at Blinn Junior College as a freshman and sophomore under coach Ryan Mahon ... as a sophomore he recorded 19 tackles, 7.0 tackles for loss (22 yards), 3.5 sacks and two fumble recoveries ... as a freshman he played in nine games, recording eight tackles, including one for loss.

**High School:** Lettered at Dulles High School for coach J.L. Geist ... received honorable mention all-district honors in 2014, second team all-district in 2015 and first team all-district in 2016 ... also lettered in track.


**Personal:** Birthday is February 5, 1999 ... is majoring in communications.

### BEN GANSALLO CAREER STATISTICS

Year	GP	UA	Asst	Tcks	TFLs-Yds	Sks-Yds	PBU	INT-Yds	FF	FR-Yds
2019	12	3	3	6	0.0-0	0.0-0	1	0-0	0	0-0
<b>Totals</b>	<b>12</b>	<b>3</b>	<b>3</b>	<b>6</b>	<b>0.0-0</b>	<b>0.0-0</b>	<b>1</b>	<b>0-0</b>	<b>0</b>	<b>0-0</b>

**Career Highs:** Tackles - 2 at Liberty, 9/28/19; PBUs - 1 vs. Colorado State, 10/11/19.





**91 ADAM GAY**  
**DEFENSIVE END**  
**6-5 \* 275 \* SR \* RS**  
**Albuquerque, N.M.**  
**New Mexico Highlands**  
**Volcano Vista HS**

**Academics:** Named Mountain West All-Academic in 2020.

**2020 (Senior Season):** Saw action in one game after transferring from New Mexico Highlands, earning a redshirt ... played in UNM's game at Hawai'i, recording no stats.

**2019 (NMHU, Junior Season):** Saw action in six games, recording eight tackles with 1.0 sacks.

**2018 (NMHU, Sophomore Season):** The defensive lineman had nine tackles (two for a loss) and 0.5 sacks for the Cowboys ... his shared sack came on the road against Texas A&M-Kingsville.

**2017 (NMHU, Freshman Season):** Played in four games and had two tackles for the Cowboys.

**High School:** Played football at Volcano Vista High School for coach Chad Wallin ... also lettered in swimming.

**Personal:** Birthday is August 21, 1999 ... currently working on his masters.

### ADAM GAY CAREER STATISTICS

Year	GP	UA	Asst	Tcks	TFLs-Yds	Sks-Yds	PBU	INT-Yds	FF	FR-Yds
2019	1	0	0	0	0.0-0	0.0-0	0	0-0	0	0-0
<b>Totals</b>	<b>1</b>	<b>0</b>	<b>0</b>	<b>0</b>	<b>0.0-0</b>	<b>0.0-0</b>	<b>0</b>	<b>0-0</b>	<b>0</b>	<b>0-0</b>



**16 CONNOR GENAL**  
**QUARTERBACK**  
**6-5 \* 214 \* SO \* IUL-RS**  
**Santa Fe Springs, Calif.**  
**St. Paul HS**

\*Has a super senior season available.

**Academics:** Named Mountain West All-Academic in 2020.

**2020 (Redshirt Freshman Season):** Saw action in two games, including one start ... went 11-for-18 for 98 yards with two interceptions ... also ran once for four yards ... entered in relief of Trae Hall against Utah State and led UNM to a touchdown, going 5-for-10 for 61 yards ... made his first career start, and the first by a Lobo walk-on quarterback in over 19 years, against Wyoming ... led the Lobos to a



touchdown in that game but had to leave in the second quarter after breaking his wrist ... went 6-for-8 for 37 yards in that game against Wyoming.

**2019 (Freshman Season):** Redshirted.

**High School:** Lettered at St. Paul High School for coach Rick Zepeda ... served as a team captain and led his team to a Del Ray League championship ... named to the Principal's Honor Roll.

**Personal:** Majoring in business ... birthday September 19, 2000.

### CONNOR GENAL CAREER STATISTICS

Year	GP	C-A-I	Yds	TD	Long	.PCT	Eff.	Att	Yards	TD	Long
2020	2	11-18-2	98	0	49	.611	84.6	1	4	0	4
<b>Totals</b>	<b>2</b>	<b>11-18-2</b>	<b>98</b>	<b>0</b>	<b>49</b>	<b>.611</b>	<b>84.6</b>	<b>1</b>	<b>4</b>	<b>0</b>	<b>4</b>

**Career Highs:** Completions - 6 vs. Wyoming, 12/5/20; Attempts - 10 vs. Utah State, 11/26/20; Yards - 61 vs. Utah State, 11/26/20; Long - 24 vs. Utah State, 11/26/20; Rushes - 1 vs. Utah State, 11/26/20; Yards - 4 vs. Utah State, 11/26/20; Long - 4 vs. Utah State, 11/26/20



**67 ISAAK GUTIERREZ**  
**OFFENSIVE LINE**  
**6-2 \* 305 \* JR \* IUL**  
**Eureka, Calif.**  
**Butt College**  
**Eureka HS**

\*Has a super senior season available.

**Academics:** Named Mountain West All-Academic in 2020.

**2020 (Sophomore Season):** Started all seven games at right guard ... did not allow a sack in 191 pass blocking assignments ... recorded a 98.7% pass blocking efficiency.

**Junior College:** Played at Butte College for one season for head coach Brian Snelling ... helped Butte go 8-3 and win the Gridiron Classic Bowl 38-28 over College of the Sequoias ... started at center and was named first team all-league.



**High School:** Lettered in football at Eureka High School for coach Jason White ... helped Eureka to back-to-back undefeated regular seasons his final two years, including a trip to the state semifinals as a senior ... earned all-conference honors as a senior.

**Personal:** Birthday is September 8, 2000 ... is undecided on a major.





# 10 TRAE HALL

## QUARTERBACK

6-2 \* 190 \* JR \* 2VL-RS  
Henderson, Texas  
Henderson HS

\*has a super senior season available.

**2020 (Redshirt Sophomore Season):** Played in four games, starting three ... went 53-107 for 518 with no touchdowns and three interceptions ... also rushed 39 times for 102 yards and caught one pass for 16 yards and a touchdown ... came on in relief late against Hawai'i and threw for 398 yards and leading UNM to a late field goal ... started against Nevada and went 17-for-32 for 195 yards with an interception ... rushed 16 times for 27 yards with a long of 11 ... caught his first career touchdown pass in that game, scoring from 16 yards out on a trick play ... set career highs against

Air Force for completions (23), attempts (42), yards (221) and longest pass (49) against Air Force ... was 11-for-21 for 63 yards against Utah State before suffering a season-ending injury ... rushed for 70 yards on 13 carries in that game.

**2019 (Redshirt Freshman Season):** Saw action in three games, including earning his first start in the season finale against Utah State ... on the season he rushed for 163 yards and two touchdowns on just 28 carries, and he went 15-for-28 passing for 162 yards with four touchdowns and two interceptions ... was responsible for six touchdowns, third-best on the team, despite only seeing significant action in two games ... went 10-for-21 passing in his first career start against Utah State with two touchdowns and two interceptions ... threw for a pair of touchdowns against Air Force in relief.

**2018 (Freshman Season):** Redshirted, but did see action in one game, rushing once for six yards against UNLV.

**High School:** Lettered at Henderson High School for coach Phil Castles, and also lettered in basketball ... led the Lions to an 11-3 mark as a senior, where he played as both a quarterback and a safety ... rated a three-star recruit by 247Sports ... was named District 9-4A Offensive MVP ... one of his top games came against rival Kilgore, totaling 402 yards of offense, throwing for one touchdown and rushing for four others, accounting for all of his teams' points.

**Personal:** Full name is Vontraevius Deon Hall ... majoring in liberal arts ... November 29, 1999.

## TRAE HALL CAREER STATISTICS

Year	GP	C-A-I	Yds	TD	Long	.PCT	Eff.	Att	Yards	TD	Long
2018	1	0-0-0	0	0	0	---	---	1	6	0	6
2019	4	15-28-2	162	4	30	.536	135.03	28	163	2	22
2020	4	53-101-3	518	0	49	.525	89.61	39	102	0	17
<b>Totals</b>	<b>9</b>	<b>68-129-5</b>	<b>680</b>	<b>4</b>	<b>49</b>	<b>.527</b>	<b>99.47</b>	<b>68</b>	<b>271</b>	<b>2</b>	<b>22</b>

**Career Highs:** Completions - 23 at Air Force, 11/20/20; Attempts - 42 at Air Force, 11/20/20; Yards - 221 at Air Force, 11/20/20; Long - 49 at Air Force, 11/20/20; TDs - 2 vs. Air Force, 11/23/2019, 2 vs. Utah State, 11/30/2019; Rushes - 22 vs. Utah State, 11/30/2019; Yards - 115 vs. Utah State, 11/30/2019; Long - 22 vs. Utah State, 11/30/2019; TDs - 2 vs. Utah State, 11/30/2019.

\*also has one reception for 16 yards and a touchdown against Nevada.



# 44 RECO HANNAH

## LINEBACKER

6-2 \* 215 \* SR \* 2VL  
Wedowee, Ala.  
Highland CC  
Randolph County HS

&utilizing his super senior season

**2020 (Senior Season):** Played in three games with one start ... recorded 11 tackles on the season ... had a career-high seven tackles, including a half-tackle for a loss, against Wyoming ... added three tackles against Hawai'i ... had one tackle in the finale against Fresno State.

**2019 (Junior Season):** Played in all 12 games, moving between linebacker and special teams ... recorded 12 tackles and a half-tackle for a loss ... recorded a season-high four tackles with a half-tackle for a loss against Liberty ... had two tackles in three



different games, San Jose State, Nevada and Utah State.

**Junior College:** Lettered in football at Highland Community College for coach Aaron Arnold ... named Honorable Mention NJCAA All-America as a sophomore linebacker as well as First Team All-KJCCC honors ... as a sophomore recorded 90 tackles, 16 for loss, 7.5 sacks, two forced fumbles, two fumble recoveries, one interception (returned 100 yards for a touchdown), six hurries and three breakups ... in his two-year career he had 153 tackles, 29.5 for loss, 13 sacks, two forced fumbles, two fumble recoveries, six hurries, seven breakups and two interceptions.

**High School:** Lettered in football at Randolph County High School for coach Pat Prestridge ... as a senior he recorded 102 tackles, five sacks, five interceptions, 11 breakups, one forced fumble and one fumble recovery while also rushing for 2,008 yards on 199 carries with 31 TDs along with 13 catches for 353 yards.

**Personal:** Full name is Reco Rashon Hannah ... majoring in liberal arts ... birthday is February 20, 1998.



**RECO HANNAH CAREER STATISTICS**

Year	GP	UA	Asst	Tcks	TFLs-Yds	Sks-Yds	PBU	INT-Yds	FF	FR-Yds
2019	12	7	5	12	0.5-1	0.0-0	0	0-0	0	0-0
2020	3	7	4	11	0.5-0	0.0-0	0	0-0	0	0-0
<b>Totals</b>	<b>12</b>	<b>7</b>	<b>5</b>	<b>12</b>	<b>0.5-1</b>	<b>0.0-0</b>	<b>0</b>	<b>0-0</b>	<b>0</b>	<b>0-0</b>

Career Highs: Tackles - 7 vs. Wyoming, 12/5/20; TFLs - 0.5 at Liberty, 9/28/19; 0.5 vs. Wyoming, 12/5/20.

**JUSTIN HARRIS CAREER STATISTICS**

Year	GP	UA	Asst	Tcks	TFLs-Yds	Sks-Yds	PBU	INT-Yds	FF	FR-Yds
2019	8	4	4	8	1.0-1	0.0-0	0	0-0	0	0-0
2020	0	0	0	0	0.0-0	0.0-0	0	0-0	0	0-0
<b>Totals</b>	<b>8</b>	<b>4</b>	<b>4</b>	<b>8</b>	<b>1.0-1</b>	<b>0.0-0</b>	<b>0</b>	<b>0-0</b>	<b>0</b>	<b>0-0</b>

Career Highs: Tackles - 3 at Notre Dame, 9/14/19, 3 vs. Colorado State, 10/11/19; TFLs - 1.0 at Notre Dame, 9/14/19.



**97 JUSTIN HARRIS**  
**DEFENSIVE END**  
**6-6 \*259 \*SR \*TUL-150**  
**Gonzalez, La.**  
**Hutchinson CC/Baylor**  
**East Ascension HS**

\*Has a super senior season available.

**2020 (Redshirt Junior Season):** Did not see any game action.

**2019 (Redshirt Sophomore Season):** Played in eight games, recording eight tackles and a tackle for loss ... had a career-best three tackles twice, against Notre Dame and against Colorado State ... also recorded a tackle for loss against Notre Dame in his season debut.

**2018 (Hutchinson Community College):** Played in five games, recording nine tackles, 1.5 tackles for loss and 1.0 sacks ... had four tackles against

Iowa Western ... recorded 1.5 tackles for loss and a sack against RPA.

**2017 (Baylor):** Redshirted.

**High School:** National top 300 recruit from East Ascension High School in Gonzalez, La ... All-state defensive lineman played under head coaches Darnell Lee and Paul Bourgeois at EAHS ... Ranked No. 276 national prospect by 247Sports ... National position ranking: No. 12 SDE by 247Sports, No. 45 DE by Scout, No. 49 WDE by Rivals and No. 83 DE by ESPN ... Rankings among Louisiana prospects: No. 9 by 247Sports, No. 26 by Rivals and No. 38 by ESPN ... Earned 2016 LSWA Class 5A All-State honorable mention following senior season ... Also named to 2016 Baton Rouge 4A-5A All-Metro team and invited to 2016 U.S. Army Red Stick Bowl all-star game ... Totaled 62 tackles, 15 sacks, one TD, three breakups, four forced fumbles and two fumble recoveries as senior (only second full season playing football) ... Named to 2015 All-Parish second-team (Gonzales Weekly Citizen) following junior season.

**Personal:** Son of Orshandon Harris and Lonnnette Clayton ... majoring in communications ... birthday is February 14, 1999.



**96 COREY HIGHTOWER**  
**CORNERBACK**  
**5-11 \*190 \*SO \*TL-RS**  
**Huntsville, Texas**  
**Huntsville HS**

&utilizing his super senior season.

**2020 (Redshirt Senior Season):** Played in all seven games, making his first two starts of his career in the final two games, starting at corner ... recorded two tackles on the season, both against Wyoming.

**2019 (Redshirt Junior Season):** Played in five games, mostly on special teams, but saw action as a safety against Liberty ... recorded two tackles on the season, both against Utah State.

**2018 (Redshirt Sophomore Season):** Played in four games, mostly on special teams ... did get some time at cornerback.

**2017 (Redshirt Freshman Season):** Played in all 12 games, mostly on special teams ... did get some time at cornerback.

**2016 (Freshman Season):** Redshirted.

**High School:** Lettered at Huntsville High School for coach Rodney Southern ... recorded three interceptions as a senior, and returned those for 99 yards ... also served as his teams' kickoff returner ... three-year starter ... named to the Dave Campbell Super Team Top Defensive Backs (one of four on the squad) ... named First Team All-District at Corner as a senior and a junior.

**Personal:** Full name is Corey Dohn Hightower ... parents are Corey Freeman and Tinita Hightower ... has two brothers Dohn and Dacoby, and a sister Kiersten ... birthday is September 22, 1997 ... is majoring in liberal arts.





**COREY HIGHTOWER CAREER STATISTICS**

Year	GP	UA	Asst	Tcks	TFLs-Yds	Sks-Yds	PBU	INT-Yds	FF	FR-Yds
2017	12	0	0	0	0.0-0	0.0-0	0	0-0	0	0-0
2018	4	0	0	0	0.0-0	0.0-0	0	0-0	0	0-0
2019	5	2	0	2	0.0-0	0.0-0	0	0-0	0	0-0
2020	7	1	1	2	0.0-0	0.0-0	0	0-0	0	0-0
<b>Totals</b>	<b>28</b>	<b>3</b>	<b>1</b>	<b>4</b>	<b>0.0-0</b>	<b>0.0-0</b>	<b>0</b>	<b>0-0</b>	<b>0</b>	<b>0-0</b>

Career Highs: Tackles - 2 vs. Utah State, 11/30/19; 2 vs. Wyoming, 12/5/20.

**12 BRANDT HUGHES****QUARTERBACK****6-2 \* 220 \* SR \* 15Q-RS****Chico, Calif.****Butte JC****Pleasant Valley HS**

\*has a super senior season available.

**Academics:** Named Mountain West Scholar-Athlete for 2019-20.

**2020 (Senior Season):** Did not see action due to injury.

**2019 (Junior Season):** Played in just one game, the season opener, and earned a medical redshirt after a labrum injury ... went 12-for-29 passing in the first half against Sam Houston State for 218 yards ... had a long pass of 51 yards.

**Junior College:** Lettered two seasons at Butte Junior College for coach Rob Snelling ... led Butte to a 9-2 record, going 136-for-227 (59.9%) for 2,146 yards and 14 touchdowns, while rushing for five more touchdowns ... led Butte to a No. 2 ranking during the season, as the Roadrunners went 9-2 ... played in seven games as a freshman, going 52-102 (51.0%) for 575 yards and five touchdowns, and a rushing TD.

**High School:** Lettered in football at Pleasant Valley High School for coach Mark Cooley ... was 147-for-263 passing for 2,064 yards and 26 touchdowns against just five interceptions as a senior ... also rushed for three touchdowns.

**Personal:** Full name is Brandt Joseph Hughes ... majoring in business ... birthday is October 26, 1997.

**BRANDT HUGHES CAREER STATISTICS**

Year	GP	C-A-I	Yds	TD	Long	.PCT	Eff.	Att	Yards	TD	Long
2019	1	12-29-0	218	0	51	.414	104.52	1	-5	0	0
2020	0	0-0-0	0	0	0	.000	0.00	0	0	0	0
<b>Totals</b>	<b>1</b>	<b>12-29-0</b>	<b>218</b>	<b>0</b>	<b>51</b>	<b>.414</b>	<b>104.52</b>	<b>1</b>	<b>-5</b>	<b>0</b>	<b>0</b>

Career Highs: Completions - 12 vs. Sam Houston State, 8/31/2019; Attempts - 29 vs. Sam Houston State, 8/31/2019; Yards - 218 vs. Sam Houston State, 8/31/2019; Long - 51 vs. Sam Houston State, 8/31/2019; Rushes - 1 vs. Sam Houston State, 8/31/2019.

**12 ANTONIO HUNT****SAFETY****5-10 \* 160 \* JR \* 1VL-RS****Lancaster, Calif.****College of the Canyons****Paraclete HS**

\*has a super senior season available.

**2020 (Redshirt Junior Season):** Saw action in all seven games with one start ... recorded seven tackles on the season ... earned a start in the opener against San Jose State and turned in a career-high five tackles ... also had two tackles against Utah State.

**2019 (Junior Season):** Played in four games, earning a redshirt ... recorded two tackles on the season ... recorded a tackle against Notre Dame, and against Sam Houston State.

**Junior College:** Lettered in football at College of the Canyons for coach Ted Iacenda ... tied for the team lead as a sophomore with four interceptions, adding 27 tackles, six breakups and a fumble recovery.

**High School:** Lettered in football at Paraclete High School for coach Dean Herrington ... played both ways, recording 36 tackles, one interception and 11 pass breakups as a defensive back and seven catches for 166 yards and a touchdown, with a long of 70, on offense during his senior season.

**Personal:** Majoring in liberal arts ... September 13, 1999.

**ANTONIO HUNT CAREER STATISTICS**

Year	GP	UA	Asst	Tcks	TFLs-Yds	Sks-Yds	PBU	INT-Yds	FF	FR-Yds
2019	4	2	0	2	0.0-0	0.0-0	0	0-0	0	0-0
2020	7	5	2	7	0.0-0	0.0-0	1	0-0	0	0-0
<b>Totals</b>	<b>11</b>	<b>7</b>	<b>2</b>	<b>9</b>	<b>0.0-0</b>	<b>0.0-0</b>	<b>1</b>	<b>0-0</b>	<b>0</b>	<b>0-0</b>

Career Highs: Tackles - 5 at San Jose State 10/31/20; PBUs - 1 at Hawai'i, 11/7/20.

**42 DION HUNTER****LINEBACKER****6-2 \* 220 \* FR \* RS****Rio Rancho, N.M.****Cleveland HS**

**2020 (Freshman Season):** Saw action in four games, earning a redshirt ... recorded seven tackles and 0.5 TFLs ... had a career-high five tackles against Hawai'i, and followed that up with a pair of tackles with a half-tackle for a loss against Nevada, before an injury sidelined him for much of the rest of the season ... did return for the finale, and nearly registered a safety in the game.



**High School:** Lettered at Cleveland High School for coach Heath Ridenour ... named First Team All-State by the NMHSCA and First Team All-Metro by the Albuquerque Journal ... also named First Team All-State by USA Today ... helped Cleveland High to a state title as a freshman in 2015 and to a finals appearance in 2018 as a senior, going 12-1.

**Personal:** Birthday is September 16, 2000 ... majoring in history.



### DION HUNTER CAREER STATISTICS

Year	GP	UA	Asst	Tcks	TFLs-Yds	Sks-Yds	PBU	INT-Yds	FF	FR-Yds
2020	4	5	2	7	0.5-0	0.0-0	0	0-0	0	0-0
<b>Totals</b>	<b>4</b>	<b>5</b>	<b>2</b>	<b>7</b>	<b>0.5-0</b>	<b>0.0-0</b>	<b>0</b>	<b>0-0</b>	<b>0</b>	<b>0-0</b>

*Career Highs: Tackles - 5 at Hawai'i 11/7/20; TFLs - 0.5 vs. Nevada, 11/14/20.*



**55 RADSON JANG**  
**OFFENSIVE LINE**  
**6-2 \* 245 \* SR \* TUL-25Q-RS**  
**Honolulu, Hi.**  
**Army Prep/Kamehameha HS**

\*has a super senior season available.

**2020 (Redshirt Junior Season):** Did not see action.

**2019 (Redshirt Sophomore Season):** Saw action in four games playing offensive line and in the offensive backfield before getting injured against Wyoming and missing the rest of the season.

**2018 (Redshirt Freshman Season):** Saw action in two games, playing center against Incarnate Word and UNLV.

**2017 (Freshman Season):** Redshirted.

**High School:** Lettered at Kamehameha High School for coach Doug Cosby ... was named First Team All-ILH as a senior center ... was named Second Team All-State by the Honolulu Advertiser.

**Personal:** Full name is Radson Yu Sung Jang ... majoring in communications ... birthday is September 4, 1996.



**66 JACOB JANKOVIK**  
**OFFENSIVE LINE**  
**6-2 \* 284 \* SR \* TUL**  
**Corona, Calif.**  
**Fullerton JC**  
**Centennial HS**

**Academics:** Named Mountain West All-Academic in 2019 ... named Mountain West Scholar-Athlete in 2019-20.

**2020 (Senior Season):** Redshirted.

**2019 (Junior Season):** Played in 12 games, starting five at right guard ... started the first five games of the season ... played 440 snaps and did not allow a quarterback sack ... ranked second on the team in impact run blocking percentage at 12.2%.

**Junior College:** Lettered in football at Fullerton Junior College for coach Tim Byrnes ... was selected First Team All-SCFA National at offensive line ... blocked for a team that averaged 43.4 points and 492.4 YPG on offense ... played on Fullerton's undefeated national champions in 2017.

**High School:** Lettered in football at Centennial High School for coach Matt Logan ... started for one of the top prep programs in Southern California.

**Personal:** Majoring in business administration ... birthday is May 18, 1998.



**5 KYLE JARVIS**  
**TIGHT END**  
**6-4 \* 235 \* SR \* 2UL**  
**Antioch, Calif.**  
**Contra Costa College**  
**Antioch HS**

&utilizing his super senior season

**2020 (Senior Season):** Played in all seven games with two starts ... caught three passes for 43 yards on the season ... had two catches in the season opener against San Jose State, both going for 14 yards ... also had a 15 yard catch against Nevada ... attempted a pass in the finale against Fresno State, leading to a pass interference call.

**2019 (Junior Season):** Played in all 12 games, playing at tight end and on special teams ... did not record a catch, but was a key part of UNM's rushing attack.



**Junior College:** Lettered in football at Contra Costa College for coach Patrick Henderson ... played in 10 games with 11 catches and 154 receiving yards ... started as a tackle as a freshman, playing every snap.

**High School:** Lettered in football at Antioch High School for coach John Lucido.

**Personal:** Majoring in liberal arts ... birthday is November 20, 1997.



**KYLE JARVIS CAREER STATISTICS**

Year	GP	Rec	Yards	TD	Long	Att	Yards	TD	Long
2020	7	3	43	0	15	0	0	0	0
<b>Totals</b>	<b>7</b>	<b>3</b>	<b>43</b>	<b>0</b>	<b>15</b>	<b>0</b>	<b>0</b>	<b>0</b>	<b>0</b>

Career Highs: Receptions - 2 at San Jose State, 10/31/20; Yards - 28 at San Jose State, 10/31/20; Long - 15 vs. Nevada, 11/14/20


**29 DUECE JONES**  
**CORNERBACK**

**6-0 \* 165 \* FR \* RS**  
**Baton Rouge, La.**  
**Scottdale Magnet HS**

2020 (Freshman Season): Redshirted

**High School:** Lettered in football at Broadmoor High School for coach Elliott Wilkins ... also lettered in men's basketball and track and field ... was named honorable mention both as a receiver and a corner in District 5-5A ... a three-time state champion in the triple jump.

**Personal:** Birthday is July 2, 2001 ... majoring in film and digital arts.


**89 CONNER KINSLOW**  
**TIGHT END**

**6-4 \* 235 \* SO \* IUL-RS**  
**Fulshear, Texas**  
**Obra D. Tompkins HS**

**Academics:** Named Mountain West All-Academic for 2020.

2020 (Freshman Season): Played in all seven games, recording one catch on the year ... his lone catch was a big one, a 49-yard yard touchdown that opened the second half scoring for UNM in a 49-39 win over Fresno State.

**High School:** Lettered in football at Obra D. Tompkins High School for coach Todd McVey ... caught 13 passes for 250 yards and three touchdowns ... named First Team All-District 19-6A at tight end.

**Personal:** Birthday is June 8, 2002 ... majoring in business administration.

**CONNER KINSLOW CAREER STATISTICS**

Year	GP	Rec	Yards	TD	Long	Att	Yards	TD	Long
2020	7	1	49	1	49	0	0	0	0
<b>Totals</b>	<b>7</b>	<b>1</b>	<b>49</b>	<b>1</b>	<b>49</b>	<b>0</b>	<b>0</b>	<b>0</b>	<b>0</b>

Career Highs: Receptions - 1 vs. Fresno State, 12/12/20; Yards - 1 vs. Fresno State, 12/12/20; Long - 1 vs. Fresno State, 12/12/20; TDs - 1 vs. Fresno State, 12/12/20.


**25 MARQUAE KIRKENDOLL**  
**CORNERBACK**

**6-0 \* 184 \* SO \* IUL-RS**  
**Chicago, Ill.**  
**Simeon HS**

\*Has a super senior season available.

**Academics:** Named Mountain West All-Academic for 2020.

2020 (Redshirted Freshman Season):

Saw action in six games, recording two tackles ... had a tackle in the opener against San Jose State and also a tackle in the finale against Fresno State.

2019 (Freshman Season): Redshirted.

**High School:** Lettered in football at Simeon High School for coach Dante Culbreath ... lockdown corner who led Simeon to an 11-1 record as a senior ... also lettered in track at Simeon.

**Personal:** Birthday is October 8, 2000 ... majoring in business administration.

**MARQUAE KIRKENDOLL CAREER STATISTICS**

Year	GP	UA	Asst	Tcks	TFLs-Yds	Sks-Yds	PBU	INT-Yds	FF	FR-Yds
2020	6	0	2	2	0.0-0	0.0-0	0	0-0	0	0-0
<b>Totals</b>	<b>6</b>	<b>0</b>	<b>2</b>	<b>2</b>	<b>0.0-0</b>	<b>0.0-0</b>	<b>0</b>	<b>0-0</b>	<b>0</b>	<b>0-0</b>

Career Highs: Tackles - 1 at San Jose State, 10/31/20, 1 vs. Fresno State, 12/12/20





## 30 RAY LEUTELE


### LINEBACKER

5-11 \* 210 \* 50 \* IVL  
Anaheim, Calif.  
Mater Dei HS

\*Has a super senior season available.

**2020 (Freshman Season):** Saw action in all seven games ... was second among all Lobo freshmen with 11 tackles ... had 2.5 tackles for loss ... had his best game in the finale, recorded five tackles and 1.5 tackles for loss ... had two tackles against Nevada and Hawai'i ... had a tackle for a loss against Nevada ... also recorded tackles against Utah State and Wyoming.

**High School:** Lettered in football at Mater Dei for coach Bruce Rollinson ... helped Mater Dei to a 12-1 record and a national ranking of No. 2 ... recorded 72 tackles, 6.0 sacks, 6 QB hurries and




three interceptions as a senior ... named second team all-state as a linebacker by MaxPreps as well as Second Team All-Southern Section.

**Personal:** Birthday is July 14, 2002 ... majoring in business administration.

### RAY LEUTELE CAREER STATISTICS

Year	GP	UA	Asst	Tcks	TFLs-Yds	Sks-Yds	PBU	INT-Yds	FF	FR-Yds
2020	7	7	4	11	2.5-4	0.0-0	0	0-0	0	0-0
<b>Totals</b>	<b>7</b>	<b>7</b>	<b>4</b>	<b>11</b>	<b>2.5-4</b>	<b>0.0-0</b>	<b>0</b>	<b>0-0</b>	<b>0</b>	<b>0-0</b>

*Career Highs: Tackles - 5 vs. Fresno State, 12/12/20; TFLs - 1.5 vs. Fresno State, 12/12/20*




## 17 MANNIE LOGAN-GREENE

### WIDE RECEIVER

5-9 \* 175 \* SR \* 2VL  
Ft. Lauderdale, Fla.  
Iowa Central CC/UCF  
IMG Academy/Coconut Creek HS

&Using his super senior season in 2021

**2020 (Senior Season):** Led UNM in receptions with 30 and yards with 277 ... also rushed nine times for 50 yards ... was UNM's main punt returner, averaging 5.3 yard per return on six returns, and he led UNM with a 31.2-yard average on five kickoff returns ... caught six passes for 47 yards in the opener against San Jose State ... had a career-high seven receptions in Hawai'i, going for 52 yards ... also rushed one time for eight yards ... had five catches for 56 yards against Nevada, and also added a career-long 14-yard punt return ... caught three passes for 64 yards at Air Force, including a season-long 49-yard catch ... didn't play on offense against Wyoming, but had a major contribution with three kickoff returns



for 115 yards, including a 72-yarder to set up a key field goal ... returned to the offense against Fresno State and tied his career-high with seven catches, good for 55 yards ... also rushed twice for 36 yards, including a career-long 27 yarder ... had one kickoff return for 27 yards.

**2019 (Junior Season):** Played in 11 games and started five at slot receiver ... was fourth on the team with 19 receptions ... amassed 193 yards with a long of 21 ... also ran the ball six times for 12 yards ... caught a career-high five passes for 60 yards against Boise State ... caught four passes against

both Hawai'i and Nevada ... opened the season with just one catch over the first six games but had 18 over the final six.

**Junior College:** Lettered at Iowa Central Community College for coach Kevin Twait ... in 2018 he led the team with 66 receptions and 766 yards, and he also added five touchdowns ... also averaged 11.8 yards per punt return and 19.3 yards per kickoff return.

**UCF:** Redshirted in 2016 and played in five games in 2017, recording five receptions for 75 yards.

**High School:** Lettered at IMG Academy and Coconut Creek High School.

**Personal:** Working on his masters after graduating in liberal arts ... birthday is August 26, 1998.

### MANNIE LOGAN-GREENE CAREER STATISTICS

Year	GP	Rec	Yards	TD	Long	Att	Yards	TD	Long
2019	11	19	193	0	21	6	12	0	6
2020	7	30	277	0	49	9	50	0	27
<b>Totals</b>	<b>11</b>	<b>19</b>	<b>193</b>	<b>0</b>	<b>21</b>	<b>6</b>	<b>12</b>	<b>0</b>	<b>6</b>

Year	PR	Yards	Avg.	TD	Long	KOR	Yards	Avg.	TD	Long
2019	0	0	0.0	0	0	0	0	0.0	0	0
2020	6	32	5.4	0	14	5	156	31.2	0	72
<b>Totals</b>	<b>6</b>	<b>32</b>	<b>5.4</b>	<b>0</b>	<b>14</b>	<b>5</b>	<b>156</b>	<b>31.2</b>	<b>0</b>	<b>72</b>

*Career Highs: Receptions - 5 7 at Hawai'i 11/7/20, 7 vs. Fresno State 12/12/20; Yards - 64 at Air Force 11/20/20; Long - 49 at Air Force 11/20/20; Carries - 3 at San Jose State 10/31/20; Yards - 36 vs. Fresno State 12/12/20; Long - 27 at Fresno State 12/12/20; PRs - 2 at Hawai'i 11/7/20; Yards - 14 vs. Nevada 11/14/20; Long - 14 vs. Nevada 11/14/20; KR - 3 vs. Wyoming 12/5/20; Yards - 115 vs. Wyoming 12/5/20; Long - 72 vs. Wyoming 12/5/20*



**47 JARED LONG****PUNTER**

**6-1 \* 186 \* FR \* RS**  
**Albuquerque, N.M.**  
**Del Norte HS**

**Academics:** Named Mountain West All-Academic in 2020.

**2020 (Freshman Season):** Redshirted

**High School:** Lettered in soccer for four years at Del Norte High School ... recorded six goals and five assists in his career.

**Personal:** Birthday is September 26, 2000 ... majoring in business administration.

**4 SHADRIRK LOWERY****SAFETY**

**5-9 \* 200 \* SR \* 2VL**  
**Dania Beach, Fla.**  
**College of the Canyons**  
**American Heritage HS**

& Utilizing his super senior season

**2020 (Senior Season):** Saw action in four games, starting the final two ... recorded six tackles on the season ... in his first career start, he had a career-best five tackles against Wyoming in a 17-16 win ... also had a tackle against Utah State.

**2019 (Junior Season):** Played in 12 games, mostly on special teams ... recorded one tackle on the season, coming against Boise State.

**Junior College:** Lettered in football at College of the Canyons for coach Ted Iacenda. ... earned First Team All-SCFA



honors as a sophomore, recording 41 tackles and five pass breakups ... as a freshman he recorded 38 tackles, two forced fumbles and a pass breakup.


**High School:** Lettered in football at American Heritage High School for coach Mike Rumph ... played both ways, recording 36 tackles, one interception and 11 pass breakups as a defensive back and seven catches for 166 yards and a touchdown, with a long of 70, on offense during his senior season.

**Personal:** Full name is Shadrirk Pat-Levon Lowery ... majoring in liberal arts ... birthday is September 14, 1997.

**SHADRIRK LOWERY CAREER STATISTICS**

Year	GP	UA	Asst	Tcks	TFLs-Yds	Sks-Yds	PBU	INT-Yds	FF	FR-Yds
2019	12	1	0	1	0.0-0	0.0-0	0	0-0	0	0-0
2020	4	3	3	6	0.0-0	0.0-0	0	0-0	0	0-0
<b>Totals</b>	<b>12</b>	<b>1</b>	<b>0</b>	<b>1</b>	<b>0.0-0</b>	<b>0.0-0</b>	<b>0</b>	<b>0-0</b>	<b>0</b>	<b>0-0</b>

*Career Highs: Tackles - 5 vs. Wyoming 12/5/20*


**47 CALEB MARRA****TIGHT END**

**6-4 \* 225 \* FR \* RS**  
**Albuquerque, N.M.**  
**Del Norte HS**

**2020 (Freshman Season):** Redshirted

**High School:** Lettered in football, basketball and track & field at La Cueva High School ... averaged 17.5 yards per catch as a senior ... also played defense, recording 55 tackles, 2.0 sacks and an interception.

**Personal:** Majoring in exercise science ... birthday is September 30, 2001.

**8 DONTÉ MARTIN****CORNERBACK**

**5-10 \* 182 \* JR \* 2VL-RS**  
**Oxnard, Calif.**  
**Rio Mesa HS**

\* has a super senior season available

**2020 (Redshirt Sophomore Season):** Saw action in five games, all starts, after missing the opening two games of the season ... recorded nine tackles including one for a loss and had three pass breakups ... opposing quarterbacks completed just 35% of their throws against him, easily the best mark on the team ... recorded a season-best four tackles against Utah State ... had a tackle for loss in that game as well ... had pass breakups against Nevada, Wyoming and Fresno State.

**2019 (Redshirt Freshman Season):**





Started and played in all 12 games at cornerback ... was fourth on the team in total defensive snaps with 731 ... recorded 41 tackles, 2.0 TFLs for four yards, and he was second on the team with nine passes broken up ... had a career-best four passes broken up along with four tackles against San Jose State ... also had two passes broken up against Liberty and Utah State ... recorded a career-high six tackles against New Mexico State ... also had five tackles against Liberty and Nevada ... led all UNM defensive backs by limiting opposing quarterbacks to just a .464 completion percentage as opposing receivers caught just 39 of 84 throws.

**2018 (Freshman Season):** Redshirted, but did see action in the final three games of the season.

**High School:** Lettered in football and track at Rio Mesa High School ... as a senior he caught 56 passes for 1,079 yards and 17 TDs, including an 88-yard in the state semifinals ... added 83 yards rushing with three more TDs ... also averaged 41.8 yards per kickoff return with two touchdowns, and he added a touchdown on an interception return ... had 38 tackles on defense with three interceptions and 10 passes broken up ... runs the 60, 100 and 200-meter, and ran a personal-best of 21.95 in the 200 last year.

**Personal:** Full name is Donte Pierre Martin ... majoring in business administration ... birthday is January 22, 2020.

### DONTE MARTIN CAREER STATISTICS

Year	GP	UA	Asst	Tcks	TFLs-Yds	Sks-Yds	PBU	INT-Yds	FF	FR-Yds
2019	12	30	11	41	2.0-2	0.0-0	0	0-0	0	0-0
2020	5	9	0	9	1.0-2	1.0-2	3	0-0	0	0-0
<b>Totals</b>	<b>17</b>	<b>39</b>	<b>11</b>	<b>50</b>	<b>3.0-4</b>	<b>0.0-0</b>	<b>0</b>	<b>0-0</b>	<b>0</b>	<b>0-0</b>

**Career Highs:** Tackles - 6 vs. New Mexico State 9/21/19; TFLs - 2.0 at Wyoming, 10/19/19; PBU - 1 vs. Nevada 11/14/20, 1 vs. Wyoming 12/5/20, 1 vs. Fresno State 12/12/20

Year	PR	Yards	Avg.	TD	Long	KOR	Yards	Avg.	TD	Long
2019	0	0	0.0	0	0	2	41	20.5	0	26
2020	0	0	0.0	0	0	0	0	0.0	0	0
<b>Totals</b>	<b>0</b>	<b>0</b>	<b>0.0</b>	<b>0</b>	<b>0</b>	<b>2</b>	<b>41</b>	<b>20.5</b>	<b>0</b>	<b>26</b>

**Career Highs:** Kickoff Returns - 1 vs. Sam Houston State 8/31/19, 1 at Notre Dame 9/14/19; Yards - 26 vs. Sam Houston State 8/31/19; Long - 26 vs. Sam Houston State 8/31/19.

\*denotes has a super senior season available

**2020 (Freshman Season):** Redshirted

**High School:** Lettered in football and baseball at Volcano Vista High School ... recorded 61 tackles as a senior with 9.0 TFLs and 3.0 sacks ... also caught three passes on offense, including a touchdown.

**Personal:** Birthday is April 24, 2002 ... majoring in civil engineering.



**54' LANGSTON MURRAY**  
**NOSE TACKLE**  
**6-2 \* 281 \* SR \* 3L-RS**  
**Logansport, La.**  
**Logansport HS**



\* has a super senior season available.

**2020 (Redshirt Junior Season):** Did not see action.

**2019 (Redshirt Sophomore Season):** Played in 10 games, starting the final two at nose tackle ... recorded eight tackles on the season ... had a career-high four tackles against Air Force ... also had a pair of tackles against Hawai'i ... had single tackles against Liberty and Colorado State.


**2018 (Redshirt Freshman Season):** Saw action in 10 games, recording 13 tackles and 1.0 tackles for loss, totaling 1 yard ... had a career-best three tack-

les against Liberty ... had two tackles and a TFL against UNLV ... recorded two tackles three other times, against Colorado State, Fresno State and Utah State.

**2017 (Freshman Season):** Redshirted.

**High School:** Lettered and started for three years at Logansport for coach Kevin McGee ... named First Team All-State and First Team All-District ... helped Logansport to the Class 1A Louisiana State Championship in 2016, played in the Mercedes-Benz Superdome ... as a junior recorded 92 total tackles, 36 tackles for a loss and 7 sacks ... played on both sides of the line ... rushed for 40 yards as a Wildcat QB in the quarterfinal game of his senior year ... chose the Lobos over ULM and TCU.

**Personal:** Full name is Langston LaClark Murray ... his mother is Jamecia Murray and his grandmother is Patricia Murray ... his birthday is April 20, 1999 ... majoring in business.



**58 CODY MOON**  
**LINEBACKER**  
**6-2 \* 200 \* FR \* RS**  
**Albuquerque, N.M.**  
**Volcano Vista HS**



## LANGSTON MURRAY CAREER STATISTICS

Year	GP	UA	Asst	Tcks	TFLs-Yds	Sks-Yds	PBU	INT-Yds	FF	FR-Yds
2018	10	7	6	13	1.0-1	0.0-0	0	0-0	0	0-0
2019	10	0	8	8	0.0-0	0.0-0	0	0-0	0	0-0
<b>Totals</b>	<b>10</b>	<b>7</b>	<b>6</b>	<b>13</b>	<b>1.0-1</b>	<b>0.0-0</b>	<b>0</b>	<b>0-0</b>	<b>0</b>	<b>0-0</b>

Career Highs: Tackles - 4 vs. Air Force, 11/23/19; TFLs - 1.0 at UNLV, 10/6/18.

## JOEY NOBLE CAREER STATISTICS

Year	GP	UA	Asst	Tcks	TFLs-Yds	Sks-Yds	PBU	INT-Yds	FF	FR-Yds
2019	11	15	11	26	3.5-13	1.0-7	0	0-0	1	1-0
2020	7	19	21	40	5.0-38	4.0-37	0	0-0	1	1-0
<b>Totals</b>	<b>18</b>	<b>34</b>	<b>32</b>	<b>66</b>	<b>8.5-51</b>	<b>5.0-44</b>	<b>0</b>	<b>0-0</b>	<b>2</b>	<b>2-0</b>

Career Highs: Tackles - 11 at Air Force 11/20/20; TFLs - 2.0 vs. Air Force, 11/23/19, 2.0 vs. Nevada 11/14/20, 2.0 vs. Fresno State 12/12/20; Sacks - 2.0 vs. Nevada 11/14/20, 2.0 vs. Fresno State 12/12/20; Forced Fumbles - 1 vs. Air Force, 11/23/19, 1 at Air Force 11/20/20; Fumble Recoveries - 1 vs. Air Force, 11/23/19, 1 at Air Force 11/20/20.



**98 JOEY NOBLE**  
**DEFENSIVE END**  
**6-3 \* 236 \* SR \* TL**  
**Cerritos, Calif.**  
**Fullerton JC**  
**Los Alamitos HS**

&utilizing his super senior season.

**Academics:** Named Mountain West All-Academic in 2019.

**2020 (Senior Season):** Played in seven games, starting all seven ... was third on the team with 40 tackles and led UNM with 4.0 sacks and 5.0 TFLs ... also had a forced fumble and a fumble recovery ... named Honorable Mention All-MW ... had 37 of his 40 tackles over the final five games of the season ... had a career-high 11 tackles including seven solo stops against Air Force ... added a tackle for a loss in that game ... also forced one fumble and recovered another one in that game ... that game on the heels of a 10-tackle game against Nevada ... had two sacks for 15 yards in that contest ... had nine tackles against Wyoming ... added four tackles against Fresno State with two sacks for 22 yards.




**2019 (Junior Season):** Played in 11 games, recording 26 tackles, 1.0 sacks for seven yards, 3.5 TFLs for 13 yards ... forced a fumble and recovered a fumble ... had a big game against Air Force with four tackles, 2.0 tackles for losses of four yards, a forced fumble and a fumble recovery ... had a career-high five tackles against Wyoming ... had four tackles against Utah State in the finale as well as against Nevada ... had half a sack twice, against Hawai'i and Colorado State.

**Junior College:** Lettered at Fullerton Junior College for coach Tim Byrnes ... SC-FA's National Central Conference "Defensive Player of the Year" after registering 12.0 sacks, 51 tackles and two fumble recoveries ... also registered 18.5 tackles for loss, totaling 102 yards, and he also had three PBUs ... was named First Team All-NCC as a freshman in 2017, recording 39 tackles, 15.0 for loss, 10.5 sacks (for 64 yards), six pass breakups, a forced fumble and a fumble recovery.

**High School:** Lettered at at Los Alamitos High School for coach Ray Fenton ... was named Sunset League Defensive Lineman of the Year as a senior along with all-county.

**Personal:** Full name is Joey Gregory Noble ... is majoring in business administration ... birthday is April 20, 1999.



**3 PATRICK PEEK**  
**SAFETY**  
**5-11 \* 212 \* SR \* TUL-RS**  
**Ft. Worth, Texas**  
**Trinity Valley JC**  
**Aledo HS**

&utilizing his super senior season



**2020 (Redshirt Senior Season):** Played in all seven games with three starts ... recorded 31 tackles, good for sixth on the team ... added 2.5 TFLs, a half-sack, three pass breakups, an interception and a fumble recovery ... had a season-high six tackles in the opener against San Jose State ... also had six tackles against both Utah State and Wyoming ... also had a pass breakup against Wyoming ... recorded his first career interception against Fresno State ... added a half-tackle for loss and a half-sack and a pass breakup in that game, part of a five-tackle effort ... had two tackles and a pass breakup against

Hawai'i ... had tackles for losses against both Nevada and Air Force.

**2019 (Senior Season):** Played in four games, starting the first four games at free safety before sitting out the remainder of the season, redshirting the year ... Recorded 18 tackles over those first four games with 1.0 TFLs for one yard ... tied his career-high with seven tackles in the season opener against Sam Houston State ... recorded six tackles in his final game of the season against Liberty.

**2018 (Junior Season):** Played in 12 games, recording 25 tackles, 1.0 tackles for loss for three yards, and one forced fumble ... recorded a career-high seven tackles against Utah State with a tackle for loss and a forced fumble ... followed that up with five tackles against San Diego State ... had a four-tackle game against UNLV ... had two tackles against Incarnate Word, Wisconsin and Wyoming.

**Junior College:** Played for Brad Smiley at Trinity Valley Junior College ... helped Trinity Valley go 20-4 over the past two seasons, playing in all 24 games ... recorded 63 tackles in 2017, including 57 solos, with 3.0 TFLs for 10 yards, one sack, one interception, one forced fumble and five pass breakups ... recorded 63 tackles as well in 2016, including 27 solos, with one sack, two forced fumbles, six pass breakups and five fumble recoveries ... returned a fumble 47 yards for a touchdown against Northeast Oklahoma A&M.



**High School:** Lettered at Aledo High School for coach Steve Wood ... team went 13-2 in 2015 ... named First Team All-District.

**Personal:** Is majoring in liberal arts ... birthday is August 2, 1998.

### PATRICK PEEK CAREER STATISTICS

Year	GP	UA	Asst	Tcks	TFLs-Yds	Sks-Yds	PBU	INT-Yds	FF	FR-Yds
2018	12	16	9	25	1.0-3	0.0-0	0	0-0	1	0-0
2019	4	11	7	18	1.0-1	0.0-0	0	0-0	0	0-0
2020	7	18	13	31	2.5-9	0.5-2	3	1-18	0	1-0
<b>Totals</b>	<b>16</b>	<b>27</b>	<b>16</b>	<b>43</b>	<b>2.0-4</b>	<b>0.0-0</b>	<b>0</b>	<b>0-0</b>	<b>1</b>	<b>0-0</b>

**Career Highs:** Tackles - 7 at Utah State 10/27/18, 7 vs. Sam Houston State 8/31/19; TFLs - 1.0 at Utah State 10/17/18, 1.0 vs. Sam Houston State 8/31/19, 1.0 vs. Nevada 11/14/20, 1.0 at Air Force 11/20/20; PBU - 1 at Hawai'i 11/7/20, 1 vs. Wyoming 12/5/20, 1 vs. Fresno State 12/12/2; Forced Fumbles - 1 at Utah State 10/27/18; Fumbles Recovered - 1 at Air Force 11/20/20



### 27 QUINN POTTS

#### SAFETY

6-0 \*210 \*FR \*RS

Compton, Calif.  
Dominguez HS

**2020 (Freshman Season):** Saw action in two games, earning a redshirt ... recorded one tackle on the season, coming in the finale against Fresno State.

**High School:** Lettered in football at Dominguez High School for coach Deon Toliver ... recorded 60 tackles (37 solo) with 1.0 sacks, two forced fumbles and one fumble recovery ... also lettered in track and has the No. 3 time in the state in the 100-meter ... earned an all-CIF district nod at defensive back.


**Personal:** Birthday is October 26, 2002 ... majoring in computer engineering.



### QUINN POTTS CAREER STATISTICS

Year	GP	UA	Asst	Tcks	TFLs-Yds	Sks-Yds	PBU	INT-Yds	FF	FR-Yds
2020	2	0	1	1	0.0-0	0.0-0	0	0-0	0	0-0
<b>Totals</b>	<b>2</b>	<b>0</b>	<b>1</b>	<b>1</b>	<b>0.0-0</b>	<b>0.0-0</b>	<b>0</b>	<b>0-0</b>	<b>0</b>	<b>0-0</b>

**Career Highs:** Tackles - 1 vs. Fresno State 12/12/20



### 81 ELIJAH QUEEN

#### WIDE RECEIVER

6-5 \*207 \*SO \*TUL

Carson, Calif.  
Narbonne HS




\*Has a super senior season available.

**2020 (Freshman Season):** Played in all seven games, starting three ... did not record a catch on the season.

**High School:** Lettered in football at Norbonne High School for coach Manuel Douglas ... recorded 28 receptions for 426 yards with five touchdowns and a long of 78 yards as a senior ... helped Norbonne to the CIF Southern California Regional Division I-AA final ... also lettered in basketball at Norbonne.

**Personal:** Birthday is February 13, 2002 ... undecided on a major.



### 9 JERRICK REED II

#### SAFETY

5-10 \*192 \*SR \*2UL

Ft. Worth, Texas  
Trinity Valley JC  
Aledo HS

\*has a super senior season available.

**2020 (Senior Season):** Started five games and played all seven ... named First Team All-Mountain West at safety ... finished fourth on the team in tackles with 33 and led the team in interceptions with four ... finished first in the Mountain West in interceptions and tied for eighth nationally in total interceptions ... finished fifth nationally in interceptions per game ... also broke up three passes, recorded a TFL and had one fumble recovery ... had seven tackles with a tackle for a loss in the season opener against San Jose State ... had three tackles but picked off a pair of passes in the first half against Hawai'i ... had eight tackles, an interception and a pass breakup against Nevada ... recorded a fumble recovery along with three tackles against Air Force ... had an interception against Wyoming, his fourth pick of the season ... finished the year with a season-high nine tackles including seven solos with a pass breakup against Fresno State.

**2019 (Junior Season):** Started and played in 10 games at safety ... recorded 51 tackles, fifth-most on the team and the most among non-seniors ... added 3.0 tackles for losses of six yards, one quarterback hurry, one pass breakup and one interception ... his interception opened up UNM's win over New Mexico State,





running it back 43 yards for his first touchdown and the opening score of a 55-52 win ... Reed recorded a career-high 10 tackles against Liberty, including seven solos ... followed that up with nine tackles, again with seven solos, against San Jose State ... recorded five tackles in four different games, against Colorado State, Hawai'i, Nevada and Utah State.

**Junior College:** Lettered in football at Northwest Mississippi for coach Benji Parker ... recorded 71 tackles, three for loss, one sack, one fumble recovery, two interceptions and three pass breakups ... helped NWMCC to an 8-2 record.

**High School:** Lettered in football at Olive Branch for coach Tyler Turner ... as a senior had 99 tackles and seven for loss as Olive Branch went 12-2 and advanced to the third round of the 6A state playoffs ... also added seven interceptions for 271 yards and eight kickoff returns for 120 yards ... named First Team All-State by The Clarion Ledger.

**Personal:** Full name is Jerrick Jamal Reed II ... majoring in construction management ... birthday is August 7, 2000

### JERRICK REED II CAREER STATISTICS

Year	GP	UA	Asst	Tcks	TFLs-Yds	Sks-Yds	PBU	INT-Yds	FF	FR-Yds
2019	10	35	16	51	3.0-6	0.0-0	1	1-43	0	0-0
2020	7	25	8	33	1.0-1	0.0-0	3	4-58	0	1-0
<b>Totals</b>	<b>10</b>	<b>35</b>	<b>16</b>	<b>51</b>	<b>3.0-6</b>	<b>0.0-0</b>	<b>1</b>	<b>1-43</b>	<b>0</b>	<b>0-0</b>

**Career Highs:** Tackles - 10 at Liberty 9/28/19; TFLs - 2.0 at San Jose State 10/4/19; Interceptions - 2 at Hawai'i 11/7/20; Pass Breakups - 1 vs. Hawai'i 10/26/19; 1 vs. Nevada 11/14/20, 1 at Utah State, 11/26/20, 1 vs. Fresno State, 12/12/20; Touchdowns - 1 vs. New Mexico State 9/21/19; Fumble Recoveries - 1 at Air Force, 11/20/20




**36 SYAIRE RILEY**  
**LINEBACKER**  
**6-0 \*233 \*50 \*IUL**  
**Ft. Worth, Texas**  
**Trinity Valley JC**  
**Aledo HS**

\*Has a super senior season available

**2020 (Freshman Season):** Saw action in all seven games, mostly on special teams ... recorded six tackles on the season ... had a career-high three tackles against Air Force while at linebacker ... also had two tackles against Nevada and one against Hawai'i.

**High School:** Lettered in football at Palisades Charter High School for coach Tim Hyde ... recorded 118 tackles (55 solo) with 0.5 sacks, three forced fumbles and one interception, helping Palisades to a 9-2 record ... earned MaxPreps Player of the Game after recording 18 tackles and forcing a fumble against Banning in the state playoffs ... earned Six MaxPreps Player of the Game honors as a senior.


**Personal:** Birthday is November 19, 2002 ... majoring in communications and journalism.



### SYAIRE RILEY CAREER STATISTICS

Year	GP	UA	Asst	Tcks	TFLs-Yds	Sks-Yds	PBU	INT-Yds	FF	FR-Yds
2020	7	4	2	6	0.0-0	0.0-0	0	0-0	0	0-0
<b>Totals</b>	<b>7</b>	<b>4</b>	<b>2</b>	<b>6</b>	<b>0.0-0</b>	<b>0.0-0</b>	<b>0</b>	<b>0-0</b>	<b>0</b>	<b>0-0</b>

**Career Highs:** Tackles - 3 at Air Force, 11-20-20



**95 JAKE SALTONSTALL**  
**DEFENSIVE END**  
**6-4 \*250 \*JR \*IUL**  
**Morgan Hill, Calif.**  
**Foothill College**  
**Live Oak HS**

\*denotes has a super senior season available



**2020 (Sophomore Season):** Saw action in all seven games, all starts at defensive end ... recorded 12 tackles and a team-leading two fumble recoveries ... recorded a career-best five tackles in UNM's 17-16 win over Wyoming ... helped keep Wyoming off the scoreboard by recovering a fumble in the final three minutes at the Lobo 5-yard line with UNM up just one point ... also had a fumble recovery against Utah State ... recorded his first sack against Hawai'i, a nine-yarder ... also had a 12-yard sack against Fresno State.

**Junior College:** Played one year at Foothills Junior College where he recorded 52 tackles, with 18.0 tackles for loss totaling 85 yards ... also had 9.5 sacks on the season for 67 yards ... blocked two kicks, forced a fumble, recovered a fumble and had one pass breakup ... named a JUCO All-America and he was also First Team All-Conference ... had 10 tackles in the season opener for Foothills, a 27-6 win over Merced in which he had 3.5 sacks and 5.5 tackles for loss ... Foothills went 10-1 and allowed just 10.6 points per game.

**High School:** Lettered for Mike Gemo at Live Oak High School.

**Personal:** Majoring in business ... birthday is October 17, 2000.

### JAKE SALTONSTALL CAREER STATISTICS

Year	GP	UA	Asst	Tcks	TFLs-Yds	Sks-Yds	PBU	INT-Yds	FF	FR-Yds
2020	7	5	7	12	2.0-21	2.0-21	1	0-0	0	2-0
<b>Totals</b>	<b>7</b>	<b>5</b>	<b>7</b>	<b>12</b>	<b>2.0-21</b>	<b>2.0-21</b>	<b>1</b>	<b>0-0</b>	<b>0</b>	<b>2-0</b>

**Career Highs:** Tackles - 5 vs. Wyoming, 12-5-20; TFLs - 1.0 at Hawai'i, 11/7/20, 1.0 vs. Fresno State 12/12/20; Sacks - 1.0 at Hawai'i, 11/7/20, 1.0 vs. Fresno State, 12/12/20; PBUs - 1 at Air Force, 11/20/20; Fumble Recoveries - 1 at Utah State, 11/26/20; 1 vs. Wyoming, 12/5/20;





**19 DEVIN SANDERS**  
**LINEBACKER**  
**6-2 \* 233 \* SR \* IUL**  
**Compton, Calif.**  
**Downey HS**



& Utilizing his super senior season

**Academics:** Named Mountain West All-Academic in 2020.

**2020 (Senior Season):** Started all seven games at linebacker ... was fifth on the team with 32 tackles including one for a loss ... also had a pair of forced fumbles ... had a career-high eight tackles against Hawai'i ... recorded six tackles and a second half forced fumble against Air Force ... followed that up with six tackles against Utah State ... had a half-tackle for loss in each of the final two games ... along with a half-tackle for loss against Fresno State, he added three total tackles and

a forced fumble.

**2019 (Junior Season):** Played in 12 games ... recorded 24 tackles, 2.0 tackles for losses of seven yards, 1.5 sacks for six yards, one forced fumble, one fumble recovery, one hurry and one blocked kick ... had a season-high four tackles against Hawai'i, including a half-tackle for a loss ... had three tackles, a sack and a blocked field goal in a 55-52 win over New Mexico State ... also had three tackles against Boise State and Colorado State ... forced a fumble in the game with Colorado State.

**Junior College:** Lettered in football at San Diego Mesa for coach Gary Watkins ... recorded 40 tackles, three sacks, two pass breakups and three fumble recoveries ... originally attended Humboldt State in 2016.

**High School:** Lettered in football at Mira Mesa for coach Gary Blevins ... also lettered in basketball.

**Personal:** Full name is Devin Damon Sanders ... majoring in liberal arts ... birthday is February 17, 1998.

### DEVIN SANDERS CAREER STATISTICS

Year	GP	UA	Asst	Tcks	TFLs-Yds	Sks-Yds	PBU	INT-Yds	FF	FR-Yds
2019	12	15	9	24	2.0-7	1.5-6	0	0-0	1	1-0
2020	7	19	13	32	1.0-1	0.0-0	1	0-0	2	0-0
<b>Totals</b>	<b>19</b>	<b>34</b>	<b>22</b>	<b>56</b>	<b>3.0-8</b>	<b>1.5-6</b>	<b>1</b>	<b>0-0</b>	<b>3</b>	<b>1-0</b>

**Career Highs:** Tackles - 8 at Hawai'i, 11-7-20; TFLs - 1.0 vs. New Mexico State, 9/21/19; Sacks - 1.0 vs. New Mexico State, 9/21/19; Fumbles Forced - 1 at Colorado State, 10/11/19; 1 at Air Force, 11/20/20; 1 vs. Fresno State, 12/12/20



**51 BRYCE SANTANA**  
**DEFENSIVE END**  
**6-1 \* 231 \* FR \* RS**  
**Los Lunas, N.M.**  
**Las Lunas HS**



**2020 (Freshman Season):** Saw action in the final three games of the season, earning a redshirt ... recorded two tackles on the season, both coming against Utah State.

**High School:** Lettered in football at Los Lunas High School for coach Jeremy Maupin ... named First Team All-State at defensive line and First Team All-Area by the Albuquerque Journal ... recorded 59 tackles, 10.0 sacks and forcing a fumble, as well as throwing a touchdown pass ... also lettered in basketball and track and field.

**Personal:** Majoring in engineering ... birthday is November 6, 2001.

### BRYCE SANTANA CAREER STATISTICS

Year	GP	UA	Asst	Tcks	TFLs-Yds	Sks-Yds	PBU	INT-Yds	FF	FR-Yds
2020	3	0	2	2	0.0-0	0.0-0	0	0-0	0	0-0
<b>Totals</b>	<b>3</b>	<b>0</b>	<b>2</b>	<b>2</b>	<b>0.0-0</b>	<b>0.0-0</b>	<b>0</b>	<b>0-0</b>	<b>0</b>	<b>0-0</b>

**Career Highs:** Tackles - 2 at Utah State, 11/26/20.



**76 VINCENT SANTOS**  
**OFFENSIVE LINE**  
**6-4 \* 303 \* FR \* RS**  
**Chula Vista, Calif.**  
**Naval Prep**  
**Eastlake HS**



\*denotes has a super senior season available

**2020 (Freshman Season):** Redshirted

**High School:** Lettered in football at Eastlake High School

**Personal:** Is undecided on a major ... birthday is September 9, 2000





**18 ZARAK SCRUGGS, JR.**  
**RECEIVER**  
**6-2 \* 205 \* JR \* 15Q**  
**Eatonville, Wash.**  
**College of the Canyons**  
**Eatonville HS**

\*Has a super senior season available.

**2020 (Sophomore Season):** Did not see action.

**Junior College:** Played one season at College of the Canyons, and didn't record a catch, but played in seven games and recorded eight tackles.

**High School:** Lettered at Eatonville High School ... named first team all-league as a receiver and second team all-league as a corner ... also lettered for three years at track.

**Personal:** Majoring in Liberal Arts ... birthday is April 4, 1999.

... made his first six collegiate field goals, including a career-long 53-yarder at Utah State ... banged home a 43-yard kick in the second quarter against UNLV the week after he was officially placed on scholarship ... also hit from 41 against San Diego State.

**2017 (Freshman Season):** Redshirted.


**High School:** Lettered in football at Eldorado for coach Charlie Dotson ... kicked a 38-yard walk-off field goal at Las Cruces to lead Eldorado to a 44-42 win and send the Eagles to the state title game.

**Personal:** Full name is Andrew Desmond Shelley ... birthday is February 17, 1999 ... majoring in mechanical engineering.

### ANDREW SHELLEY CAREER STATISTICS

Year	GP	XP-XPA	FG-FGA	Lg	Blk	KOs	Yards	Avg	TB	TB%	OB
2018	12	34-39	7-8	53	0	0	0	---	0	---	0
2019	12	25-30	12-16	52	0	0	0	---	0	---	0
2020	2	0-0	0-1	0	0	0	0	---	0	---	0
<b>Totals</b>	<b>26</b>	<b>59-69</b>	<b>19-25</b>	<b>53</b>	<b>0</b>	<b>0</b>	<b>0</b>	<b>---</b>	<b>0</b>	<b>---</b>	<b>0</b>

**Career Highs:** Field Goals - 4 vs. Sam Houston State 8/31/19; Attempts - 4 vs. Sam Houston State 8/31/19; Long - 53 at Utah State, 10/27/18; Extra Points - 8 vs. Incarnate Word, 9/1/18; Extra Point Attempts - 9 vs. Incarnate Word, 9/1/18.



**94 ANDREW SHELLEY**  
**KICKER**  
**6-1 \* 186 \* SR \* 2VL-15Q-RS**  
**Albuquerque, N.M.**  
**Eldorado HS**

\*has a super senior season available.

**Academics:** 2018 and 2019 Mountain West All-Academic selection.

**2020 (Redshirt Junior Season):** Played in two games ... missed his only field goal attempt on the season, missing from 40 yards against Air Force ... also took part in an inside kick against Hawai'i.

**2019 (Redshirt Sophomore Season):** Kicked in all 12 games, going 25-for-30 on extra points and 12-for-16 on field goals, including a 52-yarder at Liberty ... led the Lobos with 61 points

... scored 15 points, going 4-for-4 on field goals with a long of 44 yards in the opener against Sam Houston State ... was perfect against New Mexico State, going 7-for-7 on extra points and 2-for-2 on field goals against New Mexico State in a 55-52 win ... hit from 48 and 49 yards in that game ... hit from 52 yards against Liberty, making him 7-for-7 on the season ... hit a 49-yarder on the road at Nevada.

**2018 (Redshirt Freshman Season):** Won starting kicker job out of camp, and kicked in all 12 games, going 34-for-39 on extra points and 7-for-8 on field goals



**52 IAN SHEWELL**  
**DEFENSIVE END**  
**6-3 \* 230 \* SO \* 1VL**  
**Gilbert, Ariz.**  
**Williams Field HS**

\*Has a super senior season available.

**High School:** Lettered in football at Williams Field High School for coach Steve Campbell ... recorded 32 tackles, 6.0 sacks, a forced fumble and a fumble recovery as a senior ... named Second Team All-Region 5A San Tan by AZPreps.com.

**2020 (Freshman Season):** Saw action in six games, recording three tackles and a fumble recovery ... picked up a fumble recovery at Hawai'i, hustling from nearly across the field to follow up on a play and diving on a late fumble ... also had a career-high two tackles in that game ... other tackle on

the season came from San Jose State.

**Personal:** Majoring in exercise science ... birthday is January 13, 2002.





**IAN SHEWELL CAREER STATISTICS**

Year	GP	UA	Asst	Tcks	TFLs-Yds	Sks-Yds	PBU	INT-Yds	FF	FR-Yds
2020	6	1	2	3	0.0-0	0.0-0	0	0-0	0	1-0
<b>Totals</b>	<b>6</b>	<b>1</b>	<b>2</b>	<b>3</b>	<b>0.0-0</b>	<b>0.0-0</b>	<b>0</b>	<b>0-0</b>	<b>0</b>	<b>1-0</b>

Career Highs: Tackles - 2 at Hawai'i, 11/14/20; Fumble Recoveries - 1 at Hawaii, 11/14/20



**64 KYLE STAPLEY**  
**OFFENSIVE LINE**  
**6-3 \* 298 \* SR \* 3UL**  
**Morgan, Utah**  
**Snow College**  
**Morgan HS**

&utilizing super senior season.

**Academics:** Named Mountain West All-Academic in 2019 ... named Mountain West Scholar-Athlete in 2019-20.

**2020 (Senior Season):** Started and played all seven games as the starting center ... recorded 520 snaps, second-most on the team ... named honorable mention All-Mountain West ... among MW centers with 350 snaps, he was third in fewest total pressures allowed ... had a pass blocking efficiency of 97.9%.

**2019 (Junior Season):** Started and played in all 12 games as the starting center ... led the Lobos with 850 snaps played ... recorded a 99.1% snap efficiency, hitting 849 of 856 snaps ... had a pass blocking efficiency of 99.1% ... allowed six total pressures, the best among UNM linemen.



center ... led the Lobos with 850 snaps played ... recorded a 99.1% snap efficiency, hitting 849 of 856 snaps ... had a pass blocking efficiency of 99.1% ... allowed six total pressures, the best among UNM linemen.

**2018 (Sophomore Season):** Started and played in all 12 games as the starting center ... led the Lobos with 812 snaps ... recorded a 99.1% snap efficiency, hitting 808 of 812 snaps ... had a pass blocking efficiency of 97.5% ... was UNM's lone regular offensive lineman to not record a penalty.

**Junior College:** Spent two seasons at Snow College for coach Paul Peterson ... redshirted in 2016 and lettered in 2017 ... blocked for a team that averaged 452.4 yards of offense, averaging 37.2 points per game ... stapley helped block for NJCAA All-America running back D'Arman Notoa ... led Snow to the El Toro Bowl and a No. 6 national ranking.

**High School:** Lettered at Morgan High School for coach Kovi Christensen ... a two-time all-conference lineman who graduated in 2014 ... named to the Utah 3A All-State team.

**Personal:** Served an LDS Mission ... born on November 20, 1995 ... graduated with a degree in business administration ... currently working on his master's in business administration.



**35 GEORGE STEINKAMP**  
**KICKER**  
**6-2 \* 188 \* SR \* 1UL**  
**Los Alamos, N.M.**  
**Los Alamos HS**

\*Has a super senior season available.

**2020 (Junior Season):** Was second on the team in scoring with 26 points, and led UNM in field goals ... was UNM's starting placekicker for the seasons' first four games ... Made his debut against San Jose State in the opener, hitting all



**48 TROY SICAEROS**  
**LONG SNAPPER**  
**6-0 \* 221 \* 50 \* 1UL**  
**San Juan Capistrano, Calif.**  
**JSerra Catholic HS**

\*denotes has a super senior season available

**2020 (Freshman Season):** ... Served as UNM's long snapper for all seven games on punts, field goals and extra points, and was perfect on all of his snaps ... recorded one tackle on the season, coming on punt coverage against Nevada.

**Personal:** Majoring in business management ... birthday is October 27, 2001.



**35 SEMAJ SIMS**  
**LINEBACKER**  
**6-1 \* 228 \* FR \* RS**  
**Oakland, Calif.**  
**McClymonds HS**

**2020 (Freshman Season):** Redshirted

**High School:** Lettered in football at McClymonds High School for coach Michael Peters, helping them to a 11-1 record ... won a state title as a sophomore and junior and lost in the finals as a senior.

**Personal:** Is undecided on a major ... birthday is December 6, 2001.







three extra points ... that game was the first organized football game he had ever played in in his life ... ended up hitting all eight extra points he attempted ... missed his first collegiate kick, missing from 46 yards against San Jose State ... bounced back with a 4-for-5 night on field goals against Hawai'i ... hit from 27, 49, 24 and 42 in that game ... the 49 yarder was the longest field goal for UNM during the season ... hit both field goals and both extra points against Nevada, including a 48-yard field goal ... went 0-for-3 against Air Force.


**High School:** Lettered in soccer at Los Alamos High School ... also lettered in basketball ... scored 20 goals with five assists over his career at Los Alamos ... his brother Arthur Steinkamp pitches on the Lobo baseball team.

**Personal:** Majoring in business management ... birthday is February 12, 1999.

### GEORGE STEINKAMP CAREER STATISTICS

Year	GP	XP-XPA	FG-FGA	Lg	Blk	KOs	Yards	Avg	TB	TB%	OB
2020	4	8-8	6-11	49	1	0	0	---	0	---	0
<b>Totals</b>	<b>4</b>	<b>8-8</b>	<b>6-11</b>	<b>49</b>	<b>1</b>	<b>0</b>	<b>0</b>	<b>---</b>	<b>0</b>	<b>---</b>	<b>0</b>

**Career Highs:** Field Goals - 4 at Hawai'i, 11/14/20; Attempts - 5 at Hawai'i, 11/14/20; Long - 49 at Hawai'i, 11/14/20; Extra Points - 3 at San Jose State, 10/31/20; 3 at Hawai'i, 11/7/20; Extra Point Attempts - 3 at San Jose State, 10/31/20; 3 at Hawai'i, 11/7/20.



**83 BLAKE WELLS**  
**WIDE RECEIVER**  
**6-5 \* 199 \* 50 \* IUL**  
**Lake Havasu, Ariz.**  
**Lake Havasu HS**

\*Has a super senior season available.

**2020 (Freshman Season):** Played in six of seven games, but did not record an official statistic ... was a part of two touchdowns with key blocks, including a trick play halfback, throwback pass to quarterback Trae Hall.

**High School:** Lettered in football at Lake Havasu High School for coach Karl Thompson ... recorded 68 receptions for 1,034 yards with eight touchdowns, averaging 129.3 yards per game ... named Second Team All-Region 4A West Valley by AZPreps.com ... named 4A Breakout Player of the Year finalist and 4A Receiver of the Year finalist.

**Personal:** Majoring in business management ... birthday is February 12, 1999.

### BLAKE WELLS CAREER STATISTICS

Year	GP	Rec	Yards	TD	Long	Att	Yards	TD	Long
2020	6	0	0	0	0	0	0	0	0
<b>Totals</b>	<b>6</b>	<b>0</b>	<b>0</b>	<b>0</b>	<b>0</b>	<b>0</b>	<b>0</b>	<b>0</b>	<b>0</b>



**3 JACE TAYLOR**  
**WIDE RECEIVER**  
**6-5 \* 199 \* 50 \* IUL**  
**Lake Havasu, Ariz.**  
**Lake Havasu HS**

\*Has a super senior season available.

**2020 (Freshman Season):** Played in six of seven games, but did not record an official statistic ... was a part of two touchdowns with key blocks, including a trick play halfback, throwback pass to quarterback Trae Hall.

**High School:** Lettered in football at Lake Havasu High School for coach Karl Thompson ... recorded 68 receptions for 1,034 yards with eight touchdowns, averaging 129.3 yards per game ... named Second Team All-Region 4A West Valley by AZPreps.com ... named 4A Breakout Player of the Year finalist and 4A Receiver of the Year finalist.



**26 NIC WILSON**  
**CORNERBACK**  
**5-10 \* 181 \* JR \* IUL-150-RS**  
**San Bernardino, Calif.**  
**Cajon HS**

\*has a super senior season available.

**2020 (Redshirt Sophomore Season):** Saw action in one game, starting the opener against San Jose State ... recorded a career-high seven tackles.

**2019 (Redshirt Freshman Season):** Played in just the season opener before suffering a season-ending injury.

**2018 (Freshman Season):** Redshirted.



**High School:** Participated in Track and Football at Cajon High School... won the Citrus Belt League title in 2016... was named first-team All-Citrus Belt League... was a scholar athlete from 2015 - 2017.

**Personal:** Full name is Nicolas Freddrick-Lee Wilson... parents are Kelly Smith and Stan Wilson... has one sibling, Brooklyn Wilson (19)... hometown in San Bernardino, C.A...majoring in psychology ... birthday is April 18, 1999.

**Personal:** Full name is Jace Taylor-Stalhut ... majoring in exercise science ... birthday is January 3, 2002.



**NIC WILSON CAREER STATISTICS**

Year	GP	UA	Asst	Tcks	TFLs-Yds	Sks-Yds	PBU	INT-Yds	FF	FR-Yds
2019	1	0	0	0	0.0-0	0.0-0	0	0-0	0	0-0
2020	1	5	2	7	0.0-0	0.0-0	0	0-0	0	0-0
<b>Totals</b>	<b>1</b>	<b>5</b>	<b>2</b>	<b>7</b>	<b>0.0-0</b>	<b>0.0-0</b>	<b>0</b>	<b>0-0</b>	<b>0</b>	<b>0-0</b>

Career Highs: Tackles - 7 at San Jose State, 10/31/20



yards on 152 carries with 15 touchdowns as a senior at La Cueva ... averaged 98.2 yards per game and had three 100-yard games ... also added five catches for 40 yards with a touchdown.

**Personal:** Full name is Joshua Williams Woisin ... his birthday is February 22, 1999 ... majoring in liberal arts.

**JOSH WOISIN CAREER STATISTICS**

Year	GP	UA	Asst	Tcks	TFLs-Yds	Sks-Yds	PBU	INT-Yds	FF	FR-Yds
2020	6	0	0	0	0.0-0	0.0-0	0	0-0	0	0-0
<b>Totals</b>	<b>6</b>	<b>0</b>	<b>0</b>	<b>0</b>	<b>0.0-0</b>	<b>0.0-0</b>	<b>0</b>	<b>0-0</b>	<b>0</b>	<b>0-0</b>

**41 CONNOR WITTHOFT  
TIGHT END****6-3 \* 235 \* 50 \* 1VL****Tucson, Ariz.****Salpointe Catholic HS**

\*has a super senior season available.


**2020 (Freshman Season):** Played in five games, mostly on special teams.

**High School:** Lettered in football at Salpointe High School for coach Dennis Bene, helping them to a 10-1 record and a No. 2 state ranking ... recorded 18 receptions for 265 yards with three touchdowns as a senior ... also recorded 20 tackles on defense with one interception and 2.0 sacks ... named Second Team All-Region by AZPreps.com and First Team All-4A Kino as well.

**Personal:** Majoring in biology ... birthday is January 1, 2002.

**CONNOR WITTHOFT CAREER STATISTICS**

Year	GP	Rec	Yards	TD	Long	Att	Yards	TD	Long
2020	5	0	0	0	0	0	0	0	0
<b>Totals</b>	<b>5</b>	<b>0</b>	<b>0</b>	<b>0</b>	<b>0</b>	<b>0</b>	<b>0</b>	<b>0</b>	<b>0</b>

**45 JOSH WOISIN****LINEBACKER****5-10 \* 216 \* JR \* 250 \* RS****Albuquerque, N.M.****La Cueva HS**

\*has a super senior season available.

**2020 (Redshirt Junior Season):** Started on special teams, playing in all seven games ... recorded two tackles on the season ... had a key block that opened things up on UNM's onside kick recovery against Nevada.

**2019 (Redshirt Sophomore Season):** Did not see any action.

**2018 (Redshirt Freshman Season):** Did not see any action.

**2017 (Freshman Season):** Redshirted.

**High School:** Lettered in football at La Cueva High School ... rushed for 982

**4 BOBBY WOODEN  
RUNNING BACK****5-11 \* 185 \* 50 \* RS \* 1VL****Pearland, Texas****Dawson HS**

\*Has a super senior season available.

**2020 (Freshman Season):** Caught six passes as a true freshman for 42 yards ... also rushed four times for 12 yards ... was one of two true freshmen to start on offense in the season opener for UNM ... got his first official touch on a two-yard rush against Nevada ... caught the first two passes of his career with a pair of catches against Air Force ... had a career-high five receptions against Wyoming and added three rushes for a career-high 10 yards ... those numbers came on his birthday ... had a career-long 15 yard reception against Fresno State.

**High School:** Lettered in football at Dawson High School for coach Mike Allison, helping them to a 10-2 record ... rushed for 529 yards with three touchdowns as a senior, rushing for seven touchdowns and scoring 15 ... was named the 23-6A Utility Player of the Year as well as First Team All-District at receiver ... was also named to the District 23-6A All-Academic Team.

**Personal:** Is majoring in criminology ... birthday is December 5, 2001.

**BOBBY WOODEN CAREER STATISTICS**

Year	GP	Rec	Yards	TD	Long	Att	Yards	TD	Long
2020	7	8	42	0	15	4	12	0	4
<b>Totals</b>	<b>7</b>	<b>8</b>	<b>42</b>	<b>0</b>	<b>15</b>	<b>4</b>	<b>12</b>	<b>0</b>	<b>4</b>

**Career Highs:** Carries - 3 vs. Wyoming, 12/5/20; Yards - 10 vs. Wyoming, 12/5/20; Long - 4 vs. Wyoming, 12/5/20; Receptions - 5 vs. Wyoming, 12/5/20; Yards - 16 vs. Wyoming, 12/5/20; Long - 15 vs. Fresno State, 12/12/20



**20 ANDRELL BARNEY, JR.****DB / 5-11 / 185 / FR / HS**  
Chandler, Ariz. (Basha HS)**HIGH SCHOOL**

\*Lettered in football, baseball and track at Basha High School for coach Kenneth Harper

\*Parents are Andrell Barney, Sr. and Vivian Green

\*Named first team all-region and all-state honors

\*Recorded 59 tackles, one interception, three forced fumbles and 16 pass break-ups as a senior

\*Also played receiver and returned punts and kickoffs and had six receiving touchdowns in 2020

\*Related to former Lobo women's basketball player Brandi Kimble

\*Birthday is February 8, 2002

**13 CJAY BOONE****WR / 6-3 / 175 / SO / TR**

St. Louis, Mo. (Missouri/Parkway North HS)

\*Has a super senior season available ... participated in 2021 Spring Camp

2020 (Redshirt Freshman Season – Missouri): Did not see any action.

2019 (Freshman Season – Missouri): Played in one game, earning a redshirt.

**HIGH SCHOOL:** Ranked a four-star recruit and the nation's No. 52-ranked wide-out and the state's No. 8 prospect at any position according to ESPN ... a three-star recruit by Rivals.com, 247Sports.com ... 247Sports.com has him rated as the nation's No. 74 wideout in the class of 2019 and the No. 13 recruit in the state ... No. 15 prospect in the St. Louis Post-Dispatch Super 30 ... caught 34 passes for 677 yards and eight touchdowns while averaging 19.9 yards per catch as a senior in 2018 ... added 138 kickoff return yards as he finished with 815 all-purpose yards, second-most on the team ... against Clayton on Oct. 13, he caught five passes for an incredible 231 yards (46.2 per catch) with three touchdowns ... season-high seven catches for 122 yards and two scores vs. Lafayette the week prior on Oct. 5 ... over the span of five games from Sept. 27-Oct. 26, he caught 18 passes with eight of those 18 going for scores ... caught 34 passes for 502 yards and five touchdowns as a junior in 2017 ... attended the Under Armour All-America Camp in Chicago ... also competed in track & field during high school.

**Personal:** Full name is Cornell Jay Boone ... majoring in liberal arts ... birthday is September 15, 2000.

**85 TRACE BRUCKLER****TE / 6-3 / 200 / FR / HS**  
Frisco, Texas (Lone Star HS)**HIGH SCHOOL**

\*Lettered in football, baseball and track at Basha High School for coach Kenneth Harper

\*Parents are Andrell Barney, Sr. and Vivian Green

\*Named first team all-region and all-state honors

\*Recorded 59 tackles, one interception, three forced fumbles and 16 pass break-ups as a senior

\*Also played receiver and returned punts and kickoffs and had six receiving

touchdowns in 2020

\*Related to former Lobo women's basketball player Brandi Kimble

\*Birthday is February 8, 2002

**59 JACK BUFORD****OL / 6-4 / 310 / SO / TR**

St. Louis, Mo. (Missouri/Lutheran North HS)

**Missouri:** Played sparingly last season for Missouri as a redshirt freshman in 2020, originally opting out of the season ... he returned, playing in one game, getting 13 snaps on offense and three on special teams.

**High School:** Was rated four-star prospect by both ESPN.com and 247sports.com, and both had him ranked as the No. 17 offensive guard in the nation ... he was a First Team All-State selection as a senior as Lutheran North lit it up on offense, averaging over 40 points per game ... a two-way player in high school, Buford also played defensive line, and he was a standout on the basketball team as well.

**Personal:** Birthday is June 8, 2000 ... undecided on a major.

**78 ARRISON COLE****OL / 6-7 / 290 / FR / HS**  
Suwanee, Ga. (Lambert HS)**HIGH SCHOOL**

\*Lettered in football and wrestling at Lambert High School for coach Tommy Watson

\*Parents are Eric Cole and Brenda Hartsook

\*Served as a team captain as a junior and senior

\*Honor roll member with a 3.6 GPA

\*Birthday is November 15, 2002

**22 AARON DUMAS****RB / 5-11 / 190 / FR / HS**  
El Paso, Texas (Americas HS)**HIGH SCHOOL**

\*Lettered in football, wrestling and track at Americas High School for coach Patrick Melton

\*Parents are Ron Dumas, Stacy Baldwin and Frances Dumas

\*Led Americas to a pair of district titles

\*Named Associated Press Class 6A First Team All-State as a junior as he rushed for 3,184 yards with 36 touchdowns, rushing for 100 yards in all 12 games


\*Named District 1-6A Offensive MVP as a sophomore and was Associated Press First Team and TSWA Second Team Class 6A All-State as he rushed for 2,332 yards and 15 touchdowns

\*Named to the 2019 Dave Campbell's Mr. Texas Football Whataburger Super Team

\*Played in 26 varsity high school games, rushing for 57 touchdowns and he had 26 100-yard rushing games

\*Birthday is September 15, 2002



**84 JOAH FLORES****WR / 5-8 / 165 / SO / HS****Albuquerque, N.M. (Volcano Vista HS)**

**HIGH SCHOOL:** Lettered in football at Volcano Vista for coach Chad Wallin ... was named 2019 First Team All-District, First Team All-Metro and First Team All-District Academics ... recorded 40 catches for 658 yards and seven receiving touchdowns ... also rushed 25 times for

138 yards and averaged 36.8 yards per kickoff return with two touchdowns ... also played defense and recorded a pick six ... overall had 10 touchdowns and over 1,000 all-purpose yards as a junior ... also lettered in track and field ... helped Volcano Vista to a pair of state playoff appearances, and four appearances in track and field, finishing second in state.

**88 BENJI JOHNSON****WR / 6-4 / 195 / FR / HS****Hooks, Texas (Hooks HS)****HIGH SCHOOL**

\*Lettered in football, baseball, track and basketball at Hooks High School for coach Chris Birdwell

\*Parents are Ben Johnson and Theresa Johnson

\*Named first team all-district and second team all-state

\*Recorded 16 touchdowns and 962 yards receiving

\*Was also team MVP for basketball

\*Full name is Benjamin Johnson II

\*Birthday is February 21, 2003

**24 CONYON FRANCIS****CB / 6-2 / 175 / FR / HS****Fort Worth, Texas (North Crowley HS)****HIGH SCHOOL**


\*Lettered in football and track at North Crowley High School for coach Courtney Allen

\*Parents are Coryea Francis and Lisa Wilson

\*Named all-district at defensive back

\*Also played for Team Ambush in 7-on-7

\*Birthday is December 6, 2002

**24 KEYONTA LANIER****WR / 6-1 / 160 / FR / HS****Long Beach, Calif. (Long Beach Poly HS)****HIGH SCHOOL**

\*Lettered in football at Long Beach Poly under coach Stephen Barbee

\*Caught 47 passes in his career for 744 yards and 15 touchdowns

\*Also rushed for 97 yards and two touchdowns

\*Could also play quarterback, going 19-for-29 for 146 yards and a touchdown.

\*Birthday is December 9, 2002

**11 XAVIER HAILEY****S / 5-11 / 160 / FR / HS****Tulare, Calif. (Tulare Union HS)****HIGH SCHOOL**

\*Lettered in football, wrestling and track at Basha High School for coach Darren Bennett

\*Parents are Lorenzo and Cheryl Hailey

\*Four-time honor roll member

\*Helped Tulare to the 2017 and 2018 Valley Championship

ship

\*Birthday is December 16, 2002

**50 JA'SHON LOWERY****DL / 6-5 / 250 / FR / HS****Albuquerque, N.M. (La Cueva HS)****HIGH SCHOOL**

\*Lettered in football and basketball at La Cueva High School for coach Brandon Back


\*Parents are Sean Lowery and Malissa Cox

\*Named second team all-district twice in both football

and basketball

\*Won a state title in 2018, winning 33-14 over Cleveland in the 6A Finals.

\*Birthday is September 8, 2002

**86 KAI JESSIE****TE / 6-5 / 200 / FR / HS****San Diego, Calif. (Patrick Henry HS)****HIGH SCHOOL**

\*Lettered in football at Patrick Henry High School for coach Seth Padgett

\*Parents are Brandon Jessie and Harper Clark


\*Recorded 65 receptions for 972 yards and 16 touch-

downs as a junior, his first season of football

\*Attended Helix High School as a freshman and sophomore, and just played basketball

\*Father Brandon played basketball under Rick Majerus at Utah and then in the NFL with the New York Giants, and his grandfather Ron was a pro bowl tight end with the Los Angeles Rams

\*Birthday is August 6, 2003

**77 LARRY LUNA****OL / 6-6 / 300 / FR / HS****Roswell, N.M. | Goddard HS****HIGH SCHOOL**

\*Lettered in football and track at Goddard High School for coach Chris White

\*Parents are James and Yolanda Luna

\*Named First Team All-State 5A as an offensive lineman in 2019 and Second Team All-State as a defensive line-

man as well

\*Also was a two-time all-district selection and three times named all-academic

\*Birthday is November 10, 2002



**18 ALEC MORENCIO****LB / 6-3 / 225 / FR / HS****El Paso, Texas (Burgess HS)****HIGH SCHOOL**

\*Lettered in football and track at Burgess High School for coach James Routledge

\*Parents are Oscar and Christina Morencio

\*Recorded 113 tackles and 6.0 for loss while catching


17 passes for 253 yards

\*Mostly a linebacker in high school but also played receiver, kicker, punter and at times, quarterback

\*Is a sprinter and jumper in track

\*District champions in 2019 and 2020

\*Birthday is August 13, 2003

**9 BEAR MILACEK****QB / 6-3 / 203 / FR / HS****Anthem, Ariz. (Boulder Creek HS)****HIGH SCHOOL**

\*Lettered in football and track at Boulder Creek High School for coach Tony Casarella

\*Parents are James and Becky Milacek

\*Named Offensive Team MVP as a junior and senior

\*Over 25 games on varsity, threw for 5,254 yards with 308 completions and 44 touchdowns

\*A four-year Arizona All-Academic Team member

\*Birthday is December 6, 2002

**11 CJ MONTES****QB / 6-2 / 200 / FR / HS****Pasadena, Calif. (Paraclete HS)****HIGH SCHOOL**

\*Lettered in football at Paraclete High School for coach Dean Harrington


\*Parents are Cipriano Montes and Kiana Scott

\*Part of Paraclete's Division 3-AA state title team

\*Threw for 2,200 yards and 19 touchdowns as a junior

\*Full name is Cipriano Montes, Jr.

\*Birthday is September 18, 2002

**21 A.J. ODUMS****CB / 5-11 / 160 / FR / HS****Houston, Texas (Westfield HS)****HIGH SCHOOL**

Lettered in football at Westfield High School for coach Matt Meekins, helping it to a 13-2 record

\*Part of a defense that allowed just 172 points in 15 games in winning the District 16-6A title with an unde-

feated record.

\*Named First Team All-District 16-6A as a senior

\*Was also named Academic All-District

**93 JADEN PHILLIPS****DL / 6-2 / 255 / FR / HS****Clovis, N.M. (Clovis HS)****HIGH SCHOOL**

\*Lettered in football and basketball at Clovis High School for coach Cal Fullerton

\*Parents are Bryan and Carolyn Phillips


\*Named Second Team All-State and First Team All-District in 2019

trict in 2019

\*Caught 53 passes for 973 yards and six touchdowns while recording 52 tackles, 12 TFLs and 5.0 sacks on defense

\*Named Second Team All-District as a sophomore

\*Birthday is January 21, 2003

**55 JD ROBERTS****LB / 6-2 / 235 / FR / HS****Scottsdale, Ariz. (Notre Dame Prep)****HIGH SCHOOL**

\*Lettered in football at Paraclete High School for coach George Prelock

\*Parents are David and Kim Roberts

\*Named All-State 5A at linebacker as Notre Dame prep

made back-to-back state semifinal appearances


\*Named 2020 5A San Tan First Team All-Region and 2019 5A First Team Northern Valley All-Region

\*Recorded 114 tackles and 20 rushing touchdowns over 17 games as a senior

\*Recorded 73 tackles as a junior with a team-leading 19.5 tackles for loss and 9.5 sacks.

\*Full name is James Roberts

\*Birthday is September 17, 2002

**10 AARON RODRIGUEZ****P / 6-0 / 200 / SO / TR****Newhall, Calif. (Missouri/Hart HS)**

**2020 (Redshirt Freshman Season-Missouri):** Did not see any action.

**2019 (Freshman Season-Missouri):** Redshirted

**High School:** Lettered in football at Hart High School ... was named All-CIF at both safety and punter in 2018 and 2019 ... has won several punting camp competitions, and has taken part in several Kicking World Showcases ... finished No. 1 in his class in the punting elimination contest at the Kicking World 2017 Showcase ... 2016 Special Teams Player of the Year.

**Personal:** Birthday is June 17, 2001 ... majoring in psychology.

**70 ISAIAH SILLEMMON****OL / 6-3 / 290 / FR / HS****Dallas, Texas (Lancaster HS)****HIGH SCHOOL**

\*Lettered in football at Lancaster High School for coach Chris Gilbert

\*Parent is Chassidi Sillemmon



- \*Helped Lancaster to a 2020 District Championship
- \*Member of the National Honor Society
- \*Birthday is April 22, 2003


**20 JACOB TRUSSELL****TE / 6-6 / 205 / FR / HS****Georgetown, Texas (Georgetown HS)****HIGH SCHOOL**

- \*Lettered in football, basketball and track at Georgetown High School for coach Chuck Griffin
- \*Parents are Carl and Danya Russell
- \*Recorded 23 catches for 462 yards and five touchdowns

\*Birthday is August 4, 2003

**14 RONALD WILSON****S / 5-10 / 180 / FR / HS****Fort Worth, Texas (North Crowley HS)****HIGH SCHOOL**

- \*Lettered in football and track at North Crowley High School for coach Courtney Allen
- \*Ran the 100m and was part of North Crowley's 4x400 relay team

**2 TERRY WILSON****QB / 6-3 / 202 / SR / TR****Oklahoma City, Okla. (Kentucky/Garden City CC/Oregon/Del City HS)**

\*denotes has a super senior season available.

**Kentucky:** Wilson went 17-8 as a starter for Kentucky, and he established himself in the history books in Lexington ... is the only player in school history with at least 3,000 career passing yards (3,436) and 1,000 career rushing yards (1,015) ... his completion percentage of .649 (338 of 520) in the third-highest in Kentucky history ... he is eighth all-time in career total offense with 4,458 yards ... he became the 14th player in school history to break 3,000 passing yards for a career ... one of two quarterbacks in school history to record wins at both Florida and Tennessee, and he is just the fourth Kentucky quarterback to rush for 1,000 career yards ... his 20 career touchdown passes made him just the third Kentucky QB to record 20 career touchdowns, and overall he accounted for 30 in his career, rushing for 10 as well ... a two-time team captain, he graduated from Kentucky with a degree in Communications and wore the coveted "SEC Graduate" patch during the 2020 season.

**Garden City CC:** played one season where he was named the Jayhawk Conference Offensive Player of the Year ... was rated the nation's No. 5 overall JC player by ESPN coming out of Garden City.

**Oregon:** Redshirted.







Date	Opponent	Score	Overall	Conference	Time	Attend
* Oct 31, 2020	at San Jose State	L 21-38	0-1	0-1	3:41	
* Nov 07, 2020	at Hawai'i	L 33-39	0-2	0-2	3:22	
* Nov 14, 2020	vs Nevada	L 20-27	0-3	0-3	3:15	250
* Nov 20, 2020	at Air Force	L 0-28	0-4	0-4	3:05	100
* Nov 26, 2020	at Utah State	L 27-41	0-5	0-5	3:40	198
* Dec 05, 2020	vs Wyoming	W 17-16	1-5	1-5	3:19	250
* Dec 12, 2020	vs Fresno State	W 49-39	2-5	2-5	3:23	250

## Team Statistics

## NM

## OPP

SCORING	167	228
Points Per Game	23.9	32.6
Points Off Turnovers	23	31
FIRST DOWNS	152	145
Rushing	71	57
Passing	64	74
Penalty	17	14
RUSHING YARDAGE	1370	1149
Yards gained rushing	1554	1299
Yards lost rushing	184	150
Rushing Attempts	289	241
Average Per Rush	4.7	4.8
Average Per Game	195.7	164.1
TDs Rushing	12	9
PASSING YARDAGE	1386	1981
Comp-Att-Int	122-215-6	143-219-6
Average Per Pass	6.4	9.0
Average Per Catch	11.4	13.9
Average Per Game	198.0	283.0
TDs Passing	8	18
TOTAL OFFENSE	2756	3130
Total Plays	504	460
Average Per Play	5.5	6.8
Average Per Game	393.7	447.1
KICK RETURNS: #-Yards	28-560	23-481
PUNT RETURNS: #-Yards	6-32	8-64
INT RETURNS: #-Yards	6-76	6-20
KICK RETURN AVERAGE	20.0	20.9
PUNT RETURN AVERAGE	5.3	8.0
INT RETURN AVERAGE	12.7	3.3
FUMBLES-LOST	9-3	12-7
PENALTIES-Yards	41-390	39-347
Average Per Game	55.7	49.6
PUNTS-Yards	35-1384	25-1039
Average Per Punt	39.5	41.6
Net punt average	37.7	40.3
KICKOFFS-Yards	34-2005	44-2565
Average Per Kick	59.0	58.3
Net kick average	38.2	39.9
TIME OF POSSESSION/Game	30:32	29:28
3RD-DOWN Conversions	46/107	38/89
3rd-Down Pct	43%	43%
4TH-DOWN Conversions	2/8	6/11
4th-Down Pct	25%	55%
SACKS BY-Yards	14-108	16-108
MISC YARDS	0	0
TOUCHDOWNS SCORED	20	28
FIELD GOALS-ATTEMPTS	9-15	10-10
ON-SIDE KICKS	1-2	0-1
RED-ZONE SCORES	(15-19) 79%	(16-19) 84%
RED-ZONE TOUCHDOWNS	(11-19) 58%	(8-19) 42%
PAT-ATTEMPTS	(20-20) 100%	(26-26) 100%
ATTENDANCE	0	298
Games/Avg Per Game	0/0	4/74
Neutral Site Games		3/250

## Score by Quarters

	1st	2nd	3rd	4th	OT	Total
New Mexico	34	57	28	48	0	167
Opponents	34	75	69	50	0	228



Rushing	gp	att	gain	loss	net	avg	td	lg	avg/g
COLE, Bobby	7	97	558	10	548	5.6	6	36	78.3
JONES, Nathaniel	6	49	242	10	232	4.7	4	41	38.7
TUIOTI, Tevaka	2	19	164	24	140	7.4	1	26	70.0
CHAVEZ, Isaiah	2	22	129	18	111	5.0	1	54	55.5
CARROLL, Bryson	7	25	126	19	107	4.3	0	37	15.3
HALL, Trae	4	39	171	69	102	2.6	0	17	25.5
VIGILANT, Daevon	4	15	67	2	65	4.3	0	10	16.2
LOGAN-GREENE, Ema	7	9	58	8	50	5.6	0	27	7.1
ALEXANDER, Chad	6	3	14	0	14	4.7	0	9	2.3
WOODEN, Bobby	7	4	12	0	12	3.0	0	4	1.7
KRESS, Jordan	4	2	9	0	9	4.5	0	5	2.2
GENAL, Connor	2	1	4	0	4	4.0	0	4	2.0
TEAM	7	4	0	24	-24	-6.0	0	0	-3.4
Total	7	289	1554	184	1370	4.7	12	54	195.7
Opponents	7	241	1299	150	1149	4.8	9	84	164.1

Passing	gp	effic	comp-att-int	pct	yds	td	lg	avg/g
HALL, Trae	4	89.62	53-101-3	52.5	518	0	49	129.5
TUIOTI, Tevaka	2	133.48	37-66-1	56.1	475	4	52	237.5
CHAVEZ, Isaiah	2	166.73	19-28-0	67.9	251	2	49	125.5
GENAL, Connor	2	84.62	11-18-2	61.1	98	0	24	49.0
CARROLL, Bryson	7	614.80	2-2-0	100.0	44	2	28	6.3
Total	7	117.59	122-215-6	56.7	1386	8	52	198.0
Opponents	7	162.92	143-219-6	65.3	1981	18	69	283.0

Receiving	gp	no.	yds	avg	td	lg	avg/g
LOGAN-GREENE, Ema	7	30	277	9.2	0	49	39.6
ERICKSON, Andrew	7	18	270	15.0	2	46	38.6
WILLIAMS, Marcus	7	14	169	12.1	0	44	24.1
KRESS, Jordan	4	12	224	18.7	2	52	56.0
CARROLL, Bryson	7	9	79	8.8	0	19	11.3
PATTERSON III Cedric	7	8	103	12.9	1	39	14.7
WOODEN, Bobby	7	8	42	5.2	0	15	6.0
COLE, Bobby	7	5	75	15.0	1	44	10.7
VIGILANT, Daevon	4	5	11	2.2	0	9	2.8
ALEXANDER, Chad	6	5	10	2.0	0	6	1.7
JARVIS, Kyle	7	3	43	14.3	0	15	6.1
UMEH, Anselem	5	2	21	10.5	0	12	4.2
KINSLOW, Conner	7	1	49	49.0	1	49	7.0
HALL, Trae	4	1	16	16.0	1	16	4.0
ERICKSON, Austin	1	1	-3	-3.0	0	0	-3.0
Total	7	122	1386	11.4	8	52	198.0
Opponents	7	143	1981	13.9	18	69	283.0

Punt Returns	no.	yds	avg	td	lg
LOGAN-GREENE, Ema	6	32	5.3	0	14
Total	6	32	5.3	0	14
Opponents	8	64	8.0	0	21

Interceptions	no.	yds	avg	td	lg
REED II, Jerrick	4	58	14.5	0	25
PEEK, Patrick	1	18	18.0	0	18
SHOOK, Brandon	1	0	0.0	0	0
Total	6	76	12.7	0	25
Opponents	6	20	3.3	0	20

Kick Returns	no.	yds	avg	td	lg
ALEXANDER, Chad	10	156	15.6	0	22
CARROLL, Bryson	6	101	16.8	0	35
LOGAN-GREENE, Ema	5	156	31.2	0	72
JONES, Nathaniel	4	85	21.2	0	34
VIGILANT, Daevon	2	37	18.5	0	20
LoVETT III, Michael	1	25	25.0	0	25
Total	28	560	20.0	0	72
Opponents	23	481	20.9	0	40

Fumble Returns	no.	yds	avg	td	lg
Total	0	0	0.0	0	0
Opponents	2	44	22.0	1	28



Scoring	td	fg	PAT				dxp	saf	pts
			kick	rush	rcv	pass			
COLE, Bobby	7	-	-	-	-	-	-	-	42
STEINKAMP, George	-	6-11	8-8	-	-	-	-	-	26
JONES, Nathaniel	4	-	-	-	-	-	-	-	24
MURPHREE, Donovan	-	3-3	12-12	-	-	-	-	-	21
ERICKSON, Andrew	2	-	-	-	-	-	-	-	12
KRESS, Jordan	2	-	-	-	-	-	-	-	12
KINSLOW, Conner	1	-	-	-	-	-	-	-	6
PATTERSON III Cedric	1	-	-	-	-	-	-	-	6
CHAVEZ, Isaiah	1	-	-	-	-	-	-	-	6
TUIOTI, Tevaka	1	-	-	-	-	-	-	-	6
HALL, Trae	1	-	-	-	-	-	-	-	6
SHELLEY, Andrew	-	0-1	-	-	-	-	-	-	0
Total	20	9-15	20-20	-	-	-	-	-	167
Opponents	28	10-10	26-26	-	2	2-2	-	-	228

Total Offense	g	plays	rush	pass	total	avg/g
HALL, Trae	4	140	102	518	620	155.0
TUIOTI, Tevaka	2	85	140	475	615	307.5
COLE, Bobby	7	97	548	0	548	78.3
CHAVEZ, Isaiah	2	50	111	251	362	181.0
JONES, Nathaniel	6	49	232	0	232	38.7
CARROLL, Bryson	7	27	107	44	151	21.6
GENAL, Connor	2	19	4	98	102	51.0
VIGILANT, Daevon	4	15	65	0	65	16.2
LOGAN-GREENE, Ema	7	9	50	0	50	7.1
ALEXANDER, Chad	6	3	14	0	14	2.3
WOODEN, Bobby	7	4	12	0	12	1.7
KRESS, Jordan	4	2	9	0	9	2.2
TEAM	7	4	-24	0	-24	-3.4
Total	7	504	1370	1386	2756	393.7
Opponents	7	460	1149	1981	3130	447.1

Field Goals	fg	pct.	01-19	20-29	30-39	40-49	50-99	lg	blk
STEINKAMP, George	6-11	54.5	0-0	3-3	0-1	3-5	0-2	49	1
SHELLEY, Andrew	0-1	0.0	0-0	0-0	0-0	0-1	0-0	0	0
MURPHREE, Donovan	3-3	100.0	0-0	0-0	2-2	1-1	0-0	40	0

Punting	no.	yds	avg	lg	tb	fc	i20	50+	blk
DYER, Tyson	34	1372	40.4	54	0	16	16	3	1
TEAM	1	12	12.0	12	0	0	0	0	0
Total	35	1384	39.5	54	0	16	16	3	1
Opponents	25	1039	41.6	56	0	8	9	3	0

FG Sequence	New Mexico	Opponents
San Jose State	46	(35)
Hawai'i	(27),(49),46,(24),(42)	(41)
Nevada	(26),(48)	(28),(34)
Air Force	50,51,37,40	-
Utah State	(39),(31)	(27),(44)
Wyoming	(40)	(29),(26),(25)
Fresno State	-	(30)

Kickoffs	no.	yds	avg	tb	ob	retn	net	ydln
MURPHREE, Donovan	34	2005	59.0	9	1			
Total	34	2005	59.0	9	1	20.9	38.2	26
Opponents	44	2565	58.3	10	2	20.0	39.9	25

Numbers in (parentheses) indicate field goal was made.



## 2020 Year in Review

All Purpose	g	rush	rcv	pr	kr	ir	total	avg/g
COLE, Bobby	7	548	75	0	0	0	623	89.0
LOGAN-GREEN	7	50	277	32	156	0	515	73.6
JONES, Nathani	6	232	0	0	85	0	317	52.8
CARROLL, Brys	7	107	79	0	101	0	287	41.0
ERICKSON, And	7	0	270	0	0	0	270	38.6
KRESS, Jordan	4	9	224	0	0	0	233	58.2
ALEXANDER, C	6	14	10	0	156	0	180	30.0
WILLIAMS, Mar	7	0	169	0	0	0	169	24.1
TUIOTI, Tevaka	2	140	0	0	0	0	140	70.0
HALL, Trae	4	102	16	0	0	0	118	29.5
VIGILANT, Daev	4	65	11	0	37	0	113	28.2
CHAVEZ, Isaiah	2	111	0	0	0	0	111	55.5
PATTERSON III	7	0	103	0	0	0	103	14.7
REED II, Jerrick	7	0	0	0	0	58	58	8.3
WOODEN, Bobb	7	12	42	0	0	0	54	7.7
KINSLOW, Conn	7	0	49	0	0	0	49	7.0
JARVIS, Kyle	7	0	43	0	0	0	43	6.1
LoVETT III, Mich	5	0	0	0	25	0	25	5.0
UMEH, Anselem	5	0	21	0	0	0	21	4.2
PEEK, Patrick	7	0	0	0	0	18	18	2.6
GENAL, Connor	2	4	0	0	0	0	4	2.0
ERICKSON, Aus	1	0	-3	0	0	0	-3	-3.0
TEAM	7	-24	0	0	0	0	-24	-3.4
Total	7	1370	1386	32	560	76	3424	489.1
Opponents	7	1149	1981	64	481	20	3695	527.9



##	Defensive Leaders	gp	Tackles				Sacks no-yds	Pass defense			Fumbles		blkd	
			ua	a	tot	tfl/yds		int-yds	brup	qbh	rcv-yds	ff	kick	saf
46	SHOOK, Brandon	6	30	30	60	3.0-3	.	1-0	1	.	2	.	.	.
1F	COMBS, Tavian	7	24	27	51	0.5-1	0.5-1	.	1	.	1	.	.	.
98	NOBLE, Joey	7	19	21	40	5.0-38	4.0-37	.	.	.	1-0	1	.	.
92	REED II, Jerrick	7	25	8	33	1.0-1	.	4-58	3	.	1-0	.	.	.
19	SANDERS, Devin	7	19	13	32	1.0-1	.	.	1	1	.	2	.	.
3Z	PEEK, Patrick	7	18	13	31	2.5-9	0.5-2	1-18	3	.	1-0	.	.	.
1A	MILLER, Kameron	7	10	19	29	4.0-34	2.0-29	.	.	.	.	1	.	.
1C	BOLDEN, Nico	4	15	10	25	1.0-4	.	.	.	.	.	3	.	.
2	COLLIER, Tony	6	19	5	24	1.0-1	.	.	1	.	.	.	.	.
15	BEATON, Letayveon	5	12	4	16	1.0-2	.	.	1	.	.	1	.	.
95	SALTONSTALL, Jake	7	5	7	12	2.0-21	2.0-21	.	1	.	2-0	.	.	.
23	HANNAH, Reco	3	7	4	11	0.5-0	.	.	.	.	.	.	.	.
30	LEUTELE, Ray	7	7	4	11	2.5-4	.	.	.	.	.	.	.	.
91	GANSALLO, Ben	4	3	6	9	3.0-11	3.0-11	.	.	.	.	.	.	.
82	MARTIN, Donte	5	9	.	9	1.0-2	1.0-2	.	3	.	.	.	.	.
5E	PAUNI, Elmer	5	1	6	7	0.5-1	.	.	.	.	.	.	.	.
4A	HUNTER, Dion	4	5	2	7	0.5-0	.	.	.	.	.	.	.	.
1D	LoVETT III, Michael	5	7	.	7	.	.	.	.	.	.	.	.	.
12	HUNT, Antonio	7	5	2	7	.	.	.	1	.	.	.	.	.
26	WILSON, Nic	1	5	2	7	.	.	.	.	.	.	.	.	.
36	RILEY, Syaie	7	4	2	6	.	.	.	.	.	.	.	.	.
42	LOWERY, Shaddrick	4	3	3	6	.	.	.	.	.	.	.	.	.
92	DARAME, Omar	6	2	2	4	1.0-1	.	.	.	.	.	.	.	.
52	SHEWELL, Ian	6	1	2	3	.	.	.	.	.	1-0	.	.	.
1G	BERTRAM, Ben	3	1	2	3	1.0-5	1.0-5	.	.	.	.	.	.	.
34	COLE, Bobby	7	1	2	3	.	.	.	.	.	.	.	.	.
51	SANTANA, Bryce	3	.	2	2	.	.	.	.	.	.	.	.	.
24	HIGHTOWER, Corey	7	1	1	2	.	.	.	.	.	.	.	.	.
28	FOLEY, Josh	1	2	.	2	.	.	.	.	.	.	.	.	.
45	WOISIN, Josh	7	.	2	2	.	.	.	.	.	.	.	.	.
2E	KIRKENDOLL, Marquae	6	.	2	2	.	.	.	.	.	.	.	.	.
27	POTTS, Quinn	2	.	1	1	.	.	.	.	.	.	.	.	.
48	SICAEROS, Troy	7	.	1	1	.	.	.	.	.	.	.	.	.
99	MURPHREE, Donovan	7	.	1	1	.	.	.	.	.	.	.	.	.
6	CARROLL, Bryson	7	1	.	1	.	.	.	.	.	.	.	.	.
87	ERICKSON, Andrew	7	1	.	1	.	.	.	.	.	.	.	.	.
TM	TEAM	7	.	.	.	.	.	.	.	.	1-0	.	.	.
Total		7	262	206	468	32-139	14-108	6-76	16	1	7-0	11	.	.
Opponents		7	272	266	538	44-187	16-108	6-20	21	18	3-44	3	2	.



SEASON										CAREER									
Position	gp	att	gain	loss	net	avg	td	lg	snaps	gp	att	gain	loss	net	avg	td	lg	snaps	
COLE, Bobby	7	97	568	10	548	5.6	6	36	78.3	21	124	747	18	737	5.9	8	37	35.1	
JONES, Nathaniel	6	49	242	10	232	4.7	4	41	38.7	6	49	242	10	232	4.7	4	41	38.7	
TUIOTI, Tevaka	2	19	164	24	140	7.4	1	26	70.0	22	114	807	163	644	5.6	3	48	29.3	
CHAVEZ, Isaiah	2	22	129	18	111	5.0	1	54	55.5	2	22	129	18	111	5.0	1	54	55.5	
CARROLL, Bryson	7	25	126	19	107	4.3	0	37	15.3	28	143	746	54	692	4.8	2	56	34.6	
HALL, Trae	4	39	171	69	102	2.6	0	17	25.5	9	68	355	84	271	4.0	2	22	30.1	
VIGILANT, Daevon	4	15	67	2	65	4.3	0	10	16.2	14	32	125	7	118	3.7	1	15	8.4	
LOGAN-GREENE, Ema	7	9	58	8	50	5.6	0	27	7.1	18	15	76	14	62	4.1	0	27	3.4	
ALEXANDER, Chad	6	3	14	0	14	4.7	0	9	2.3	18	8	39	0	39	4.9	0	9	3.9	
WOODEN, Bobby	7	4	12	0	12	3.0	0	4	1.7	7	4	12	0	12	3.0	0	4	1.7	
KRESS, Jordan	4	2	9	0	9	4.5	0	5	2.2	16	2	9	0	9	4.5	0	5	0.6	
GENAL, Connor	2	1	4	0	4	4.0	0	4	2.0	2	1	4	0	4	4.0	0	4	2.0	
TEAM	7	4	0	24	-24	-6.8	0	0	-3.4										
Total	7	289	1554	184	1370	4.7	12	54	195.7										
Opponents	7	241	1299	150	1149	4.8	9	84	164.1										

Position	gp	effc	comp	att	int	per	yds	td	lg	snaps	gp	effc	comp	att	int	per	yds	td	lg	snaps
HALL, Trae	4	88.62	58	101	3	52.5	518	0	48	129.5	9	89.47	68	129	5	52.7	680	4	49	75.6
TUIOTI, Tevaka	2	133.48	37	66	1	56.1	475	4	52	237.5	22	121.95	220	422	15	52.1	3079	20	69	140.0
CHAVEZ, Isaiah	2	186.73	19	28	0	67.9	251	2	48	125.5	2	186.73	19	28	0	67.9	251	2	48	125.5
GENAL, Connor	2	84.62	11	18	2	61.1	98	0	24	49.0	2	84.62	11	18	2	61.1	98	0	24	49.0
CARROLL, Bryson	7	614.88	2	2	0	180.0	44	2	28	6.3	28	409.87	2	2	0	66.7	44	2	28	22
Total	7	117.59	122	215	6	56.7	1386	6	52	198.0										
Opponents	7	162.92	143	219	6	65.3	1961	18	69	283.8										

Position	gp	rec	yds	avg	td	lg	snaps	gp	rec	yds	avg	td	lg	snaps
LOGAN-GREENE, Ema	7	30	277	9.2	0	49	39.6	18	48	478	9.6	0	49	26.1
ERICKSON, Andrew	7	18	270	15.0	2	46	38.6	7	18	270	15.0	2	46	38.6
WILLIAMS, Marcus	7	14	169	12.1	0	44	24.1	41	54	762	14.1	4	44	38.6
KRESS, Jordan	4	12	224	18.7	2	52	56.0	16	40	754	18.9	8	59	47.1
CARROLL, Bryson	7	9	79	8.8	0	19	11.3	28	11	91	8.3	0	19	4.6
PATTERSON III Cedric	7	8	103	12.9	1	35	14.7	21	16	301	18.8	3	62	14.3
WOODEN, Bobby	7	8	42	5.2	0	15	6.8	7	8	42	5.2	0	15	6.0
COLE, Bobby	7	5	75	15.0	1	44	10.7	21	5	75	15.0	1	44	3.6
VIGILANT, Daevon	4	5	11	2.2	0	9	2.8	14	9	22	2.4	0	9	1.6
ALEXANDER, Chad	6	5	10	2.0	0	6	1.7	10	5	10	2.0	0	6	1.0
JARVIS, Kyle	7	3	43	14.3	0	15	6.1	19	3	43	14.3	0	15	2.3
UMEH, Anselem	5	2	21	10.5	0	12	4.2	38	42	666	15.9	3	56	17.6
KINSELOW, Connor	7	1	49	49.0	1	49	7.8	7	1	49	49.0	1	49	7.0
HALL, Trae	4	1	16	16.0	1	16	4.0	9	1	16	16.0	1	16	1.8
ERICKSON, Austin	1	1	-3	-3.0	0	8	-3.8	1	1	-3	-3.0	0	8	-3.0
Total	7	122	1386	11.4	8	52	198.0							
Opponents	7	143	1961	13.9	18	69	283.8							

Total Offense	g	plays	rush	pass	total	snaps	g	plays	rush	pass	total	snaps
HALL, Trae	4	140	102	518	620	155.0	9	197	271	688	951	185.7
TUIOTI, Tevaka	2	85	140	475	615	307.5	22	536	644	3079	3723	169.2
COLE, Bobby	7	97	548	0	548	78.3	21	124	737	0	737	35.1
CHAVEZ, Isaiah	2	50	111	251	362	181.0	2	50	111	251	362	181.0
JONES, Nathaniel	6	49	232	0	232	38.7	6	49	232	0	232	38.7
CARROLL, Bryson	7	27	107	44	151	21.6	20	146	692	44	736	36.8
GENAL, Connor	2	19	4	98	102	51.0	2	19	4	98	102	51.0
VIGILANT, Daevon	4	15	65	0	65	16.2	14	32	118	0	118	8.4
LOGAN-GREENE, Ema	7	9	50	0	50	7.1	18	15	62	0	62	3.4
ALEXANDER, Chad	6	3	14	0	14	2.3	10	8	39	0	39	3.9
WOODEN, Bobby	7	4	12	0	12	1.7	7	4	12	0	12	1.7
KRESS, Jordan	4	2	9	0	9	2.2	16	2	9	0	9	0.6
TEAM	7	4	-24	0	-24	-3.4						
Total	7	504	1370	1386	2756	393.7						
Opponents	7	460	1149	1961	3130	447.1						



SEASON							CAREER						
Scoring	td	fg	PAT			pts	td	fg	PAT			pts	
			kick	made	attempts				kick	made	attempts		
COLE, Bobby	7	-	-	-	-	-	9	-	-	-	-	54	
STEINKAMP, George	-	6-11	8-8	-	-	-	-	6-11	8-8	-	-	26	
JONES, Nathaniel	4	-	-	-	-	-	4	-	-	-	-	24	
MURPHREE, Donovan	-	3-3	12-12	-	-	-	-	3-3	12-14	-	-	21	
KREISS, Jordan	2	-	-	-	-	-	4	-	-	-	-	48	
ERICKSON, Andrew	2	-	-	-	-	-	2	-	-	-	-	12	
HALL, Trase	1	-	-	-	-	-	3	-	-	-	11-1	18	
KINSLOW, Conner	1	-	-	-	-	-	1	-	-	-	-	6	
CHAVEZ, Isaiah	1	-	-	-	-	-	1	-	-	-	-	6	
PATTERSON III Cedric	1	-	-	-	-	-	3	-	-	-	-	18	
TUKOTI, Tenzin	1	-	-	-	-	-	3	-	-	-	1-3	18	
SHELLEY, Andrew	-	0-1	-	-	-	-	-	19-25	59-69	-	-	116	
Total	20	9-15	20-20	-	-	-							
Opponents	28	10-10	26-26	-	2	2-2	-	-	-	-	-	228	

Punt Returns											
no.	pts	avg	td	lg		no.	pts	avg	td	lg	
LOGAN-GREENE, Eric	6	32	5.3	0	14	6	32	5.3	0	14	
<b>Total</b>	<b>6</b>	<b>32</b>	<b>5.3</b>	<b>0</b>	<b>14</b>						
Opponents	8	64	8.0	0	21						

Kick Returns											
no.	pts	avg	td	lg		no.	pts	avg	td	lg	
ALEXANDER, Chad	10	156	15.6	0	22	14	230	16.4	0	26	
CARROLL, Bryson	6	101	16.8	0	35	14	346	24.7	0	58	
LOGAN-GREENE, Eric	5	156	31.2	0	72	5	156	31.2	0	72	
JONES, Nathaniel	4	85	21.2	0	34	4	85	21.2	0	34	
VIGILANT, Dawson	2	37	18.5	0	28	2	37	18.5	0	28	
LoVETT III, Michael	1	25	25.0	0	25	8	195	24.4	0	29	
<b>Total</b>	<b>28</b>	<b>560</b>	<b>20.0</b>	<b>0</b>	<b>72</b>						
Opponents	23	481	20.9	0	40						

Interceptions											
no.	pts	avg	td	lg		no.	pts	avg	td	lg	
REED II, Jerick	4	58	14.5	0	25	5	101	20.2	1	43	
PEEK, Patrick	1	18	18.0	0	18	1	18	18.0	0	18	
SHOOK, Brandon	1	0	0.0	0	0	1	0	0.0	0	0	
<b>Total</b>	<b>6</b>	<b>76</b>	<b>12.7</b>	<b>0</b>	<b>25</b>						
Opponents	6	20	3.3	0	28						

Fumble Returns											
no.	pts	avg	td	lg		no.	pts	avg	td	lg	
<b>Total</b>	<b>0</b>	<b>0</b>	<b>0.0</b>	<b>0</b>	<b>0</b>						
Opponents	2	44	22.0	1	28						



SEASON										CAREER							
All Purpose	g	rech	rec	pr	lr	ir	total	avg		g	rech	rec	pr	lr	ir	total	avg
COLE, Bobby	7	548	75	0	0	0	623	89.0		21	737	75	0	4	0	816	38.9
LOGAN-GREEN	7	50	277	32	156	0	515	73.6		18	62	470	32	156	0	720	40.0
JONES, Nathani	6	232	0	0	85	0	317	52.8		6	232	0	0	85	0	317	52.8
CARROLL, Bryso	7	107	79	0	101	0	287	41.0		20	692	91	0	346	0	1129	56.5
ERICKSON, And	7	0	270	0	0	0	270	38.6		7	0	270	0	0	0	270	38.6
KRESS, Jordan	4	9	224	0	0	0	233	58.2		16	9	754	0	0	0	763	47.7
ALEXANDER, C	6	14	10	0	156	0	180	30.0		10	39	10	0	238	0	279	27.9
WILLIAMS, Marc	7	0	169	0	0	0	169	24.1		41	0	762	0	45	0	807	19.7
TUKOTI, Tesota	2	140	0	0	0	0	140	70.0		22	644	0	0	0	0	644	29.3
HALL, Trae	4	102	16	0	0	0	118	29.5		9	271	16	0	0	0	287	31.9
VIGILANT, Dae	4	65	11	0	37	0	113	28.2		14	118	22	0	37	0	177	12.6
CHAVEZ, Isaiah	2	111	0	0	0	0	111	55.5		2	111	0	0	0	0	111	55.5
PATTERSON III	7	0	103	0	0	0	103	14.7		21	1	301	0	0	0	302	14.4
REED II, Jerrick	7	0	0	0	0	58	58	8.3		17	0	0	0	0	101	101	5.9
WOODEN, Bobb	7	12	42	0	0	0	54	7.7		7	12	42	0	0	0	54	7.7
KINSLOW, Conn	7	0	49	0	0	0	49	7.0		7	0	49	0	0	0	49	7.0
JARVIS, Kyle	7	0	43	0	0	0	43	6.1		19	0	43	0	0	0	43	2.3
LoVETT III, Mich	5	0	0	0	25	0	25	5.0		17	0	0	0	195	0	195	11.5
UMELI, Aradere	5	0	21	0	0	0	21	4.2		38	0	688	0	25	0	688	18.2
PEEK, Patrick	7	0	0	0	0	18	18	2.6		23	0	0	0	0	18	18	0.8
GENHL, Connor	2	4	0	0	0	0	4	2.0		2	4	0	0	0	0	4	2.0
ERICKSON, Aust	1	0	-3	0	0	0	-3	-3.0		1	0	-3	0	0	0	-3	-3.0
TEAM	7	-24	0	0	0	0	-24	-3.4									
Total	7	1370	1386	32	560	76	3424	489.1									
Opponents	7	1149	1861	64	481	20	3695	527.9									

Field Goals	att	good	long	total		att	good	long	total
STEMMING, George	11	6	49	1		11	6	49	1
MURPHREE, Donovan	3	3	40	0		3	3	40	0
SHELLEY, Andrew	1	0	0	0		25	19	53	0
Total	15	9	49	1					
Opponents	18	18	44	0					

Punting	no.	yds	avg	lg	bk		no.	yds	avg	lg	bk
DYER, Tyson	34	1372	40.4	54	1		167	7368	44.1	84	2
TEAM	1	12	12.0	12	0						
Total	35	1384	39.5	54	1						
Opponents	25	1098	41.5	56	0						

Kickoffs	no.	yds	avg	lg	bk		no.	yds	avg	lg	bk
MURPHREE, Donovan	34	2005	59.0	9	1		89	5649	60.1	39	3
Total	34	2005	59.0	9	1						
Opponents	44	2585	58.9	10	2						



	SEASON										CAREER									
	gp	min	pts	reb	ast	stl	blk	pts	reb	ast	gp	min	pts	reb	ast	stl	blk	pts	reb	ast
<b>46 SHOOK, Brandon</b>	6	30	30	60	3.0	1	1	2			30	67	54	121	6.5	2.0	1	1	5	
<b>1F COMBS, Tavian</b>	7	24	27	51	0.5	0.5	1	1			7	24	27	51	0.5	0.5	1	1		
<b>98 NOBLE, Joey</b>	7	19	21	40	5.0	4.0		1	1		18	34	32	66	8.5	5.0		2	2	
<b>92 REED II, Jerick</b>	7	25	8	33	1.0		4	3	1		17	60	24	84	4.0		5	4	1	
<b>19 SANDERS, Devin</b>	7	19	13	32	1.0		1	2			19	34	22	56	3.0	1.5	1	1	3	1
<b>32 PEEK, Patrick</b>	7	18	13	31	2.5	0.5	1	3	1		23	45	29	74	4.5	0.5	1	3	1	1
<b>1A MILLER, Cameron</b>	7	10	19	29	4.0	2.0		1			41	31	37	68	5.5	2.0			1	
<b>1C BOLDEN, Nico</b>	4	15	10	25	1.0			3			25	31	16	47	2.0				3	
<b>2 COLLIER, Tony</b>	6	19	5	24	1.0		1				16	20	7	27	1.0		2			
<b>15 BEATON, Letayveon</b>	5	12	4	16	1.0		1	1			17	48	17	65	1.0		4		2	
<b>95 SALTONSTALL, Jake</b>	7	5	7	12	2.0	2.0	1	2			7	5	7	12	2.0	2.0	1	2		
<b>30 LEUTELE, Ray</b>	7	7	4	11	2.5						7	7	4	11	2.5					
<b>23 HANNAH, Reco</b>	3	7	4	11	0.5						15	14	9	23	1.0					
<b>91 GANSALLO, Ben</b>	4	3	6	9	3.0	3.0					16	6	9	15	3.0	3.0	1			
<b>82 MARTIN, Dante</b>	5	9		9	1.0	1.0	3				20	39	11	50	3.0	1.0	12			
<b>12 HUNT, Antonio</b>	7	5	2	7	0.0		1				11	7	2	9	0.0		1			
<b>1D LOVETT III, Michael</b>	5	7		7	0.0						17	18	4	22	0.0					
<b>4A HUNTER, Dion</b>	4	5	2	7	0.5						4	5	2	7	0.5					
<b>5E PAULI, Elmer</b>	5	1	6	7	0.5						14	5	9	15	0.5					
<b>26 WILSON, Nic</b>	1	5	2	7	0.0						2	5	2	7	0.0					
<b>4Z LOWERY, Shadrick</b>	4	3	3	6	0.0						4	3	3	6	0.0					
<b>36 RILEY, Syaire</b>	7	4	2	6	0.0						7	4	2	6	0.0					
<b>92 DARRAME, Omar</b>	6	2	2	4	1.0						7	2	2	4	1.0					
<b>52 SHEWELL, Ian</b>	6	1	2	3	0.0		1				6	1	2	3	0.0		1			
<b>34 COLE, Bobby</b>	7	1	2	3	0.0						21	2	2	4	0.0					
<b>1G BERTRAM, Ben</b>	3	1	2	3	1.0	1.0					3	1	2	3	1.0	1.0				
<b>2E KIRKENDOLL, Marquis</b>	6		2	2	0.0						6		2	2	0.0					
<b>45 WOISIN, Josh</b>	7		2	2	0.0						7		2	2	0.0					
<b>51 SANTANA, Bryce</b>	3		2	2	0.0						3		2	2	0.0					
<b>28 FOLEY, Josh</b>	1	2		2	0.0						1	2		2	0.0					
<b>24 HIGHTOWER, Corey</b>	7	1	1	2	0.0						16	3	1	4	0.0					
<b>27 POTTS, Quinn</b>	2		1	1	0.0						2		1	1	0.0					
<b>48 SICAEROS, Troy</b>	7		1	1	0.0						7		1	1	0.0					
<b>87 ERICKSON, Andrew</b>	7	1		1	0.0						7	1		1	0.0					
<b>6 CARROLL, Bryson</b>	7	1		1	0.0						20	1		1	0.0					
<b>99 MURPHREE, Donovan</b>	7		1	1	0.0						19		1	1	0.0					
<b>TM TEAM</b>	7				0.0		1													
<b>Total</b>	7	262	206	468	32	14	6	16	7	11										
<b>Opponents</b>	7	272	266	538	44	16	6	21	3	3	2									



## TEAM STATISTICS

		Rushing				Receiving				Passing				Kick Returns				Punt Returns				tot		
Date	Opponent	no.	yds	td	lg	no.	yds	td	lg	cmp	att	int	yds	td	lg	no.	yds	td	lg	no.	yds	td	lg	off
Oct 31	at San Jose State	40	149	1	26	20	294	2	46	20	35	1	294	2	46	5	78	0	28	0	0	0	0	443
Nov 07	at Hawai'i	38	279	1	41	19	220	2	52	19	37	1	220	2	52	5	97	0	35	2	8	0	9	499
Nov 14	vs Nevada	44	141	1	17	18	211	1	42	18	33	1	211	1	42	4	83	0	34	1	14	0	14	352
Nov 20	at Air Force	25	83	0	12	23	221	0	49	23	42	1	221	0	49	1	7	0	7	0	0	0	0	304
Nov 26	at Utah State	44	196	2	37	17	152	1	28	17	32	1	152	1	28	6	93	0	21	1	1	0	1	348
Dec 05	vs Wyoming	50	223	1	36	11	92	1	44	11	18	1	92	1	44	4	136	0	72	1	0	0	0	315
Dec 12	vs Fresno State	48	299	6	54	14	196	1	49	14	18	0	196	1	49	3	66	0	27	1	9	0	9	495
		289	1370	12	54	122	1386	8	52	122	215	6	1386	8	52	28	560	0	72	6	32	0	14	2756
Opponents		241	1149	9	84	143	1981	18	69	143	219	6	1981	18	69	23	481	0	40	8	64	0	21	3130

Games: 7 • Avg/rush: 4.7 • Avg/catch: 11.4 • Pass effic: 117.59 • KR avg: 20.0 • PR avg: 5.3 • All purpose avg/game: 489.1 • Total offense avg/gm: 393.7

		Tackles				Sacks	Fumble		Pass Defense			blkd	PAT Attempts				off		
Date	Opponent	ua	a	total	tfl-yds	no-yds	ff	fr-yds	int-yds	qbh	brup	kick	kick	rush	rcv	saf	t/o	pts	
Oct 31	at San Jose State	47	26	73	2.0-6	1.0-5	0	0-0	0-0	1	3	0	3-3	0	0	0	0	21	
Nov 07	at Hawai'i	48	12	60	3.0-14	1.0-9	1	1-0	2-28	0	2	0	3-3	0	0	0	10	33	
Nov 14	vs Nevada	30	36	66	9.0-28	2.0-15	1	0-0	1-25	0	3	0	2-2	0	0	0	3	20	
Nov 20	at Air Force	44	34	78	2.0-5	0.0-0	4	3-0	0-0	0	1	0	0-0	0	0	0	0	0	
Nov 26	at Utah State	37	22	59	2.0-4	1.0-2	3	2-0	0-0	0	1	0	3-3	0	0	0	3	27	
Dec 05	vs Wyoming	22	48	70	3.0-8	1.0-6	1	1-0	2-5	0	3	0	2-2	0	0	0	0	17	
Dec 12	vs Fresno State	34	28	62	11.0-74	8.0-71	1	0-0	1-18	0	3	0	7-7	0	0	0	7	49	
		262	206	468	32.0-139	14.0-108	11	7-0	6-76	1	16	0	20-20	0	0	0	23	167	
Opponents		272	266	538	44.0-187	16.0-108	3	3-44	6-20	18	21	2	26-26	0	2	0	31	228	

		Punting										Field Goals			Kickoffs				
Date	Opponent	no.	yds	avg	long	blkd	tb	fc	50+	i20	md-att	long	blkd	no.	yds	avg	tb	ob	
Oct 31	at San Jose State	6	269	44.8	54	0	0	4	2	5	0-1	0	0	4	259	64.8	2	0	
Nov 07	at Hawai'i	4	183	45.8	50	0	0	1	1	2	4-5	49	0	7	413	59.0	3	0	
Nov 14	vs Nevada	6	224	37.3	49	0	0	2	0	3	2-2	48	0	4	251	62.8	1	0	
Nov 20	at Air Force	4	162	40.5	47	0	0	3	0	2	0-4	0	1	1	65	65.0	1	0	
Nov 26	at Utah State	5	182	36.4	48	1	0	0	0	0	2-2	39	0	6	278	46.3	0	1	
Dec 05	vs Wyoming	6	226	37.7	46	0	0	5	0	3	1-1	40	0	4	249	62.2	0	0	
Dec 12	vs Fresno State	4	138	34.5	49	0	0	1	0	1	0-0	0	0	8	490	61.2	2	0	
		35	1384	39.5	54	1	0	16	3	16	9-15	49	1	34	2005	59.0	9	1	
Opponents		25	1039	41.6	56	0	0	8	3	9	10-10	44	0	44	2565	58.3	10	2	



## OPPONENT STATISTICS

		Rushing				Receiving				Passing				Kick Returns				Punt Returns				tot		
Date	Opponent	no.	yds	td	lg	no.	yds	td	lg	cmp	att	int	yds	td	lg	no.	yds	td	lg	no.	yds	td	lg	off
Oct 31	at San Jose State	28	98	0	10	35	481	5	69	35	49	0	481	5	69	2	49	0	28	1	0	0	0	579
Nov 07	at Hawai'i	28	93	1	19	33	410	4	64	33	44	2	410	4	64	4	78	0	26	1	9	0	9	503
Nov 14	vs Nevada	23	52	0	16	25	340	3	61	25	39	1	340	3	61	3	53	0	27	3	33	0	21	392
Nov 20	at Air Force	63	356	4	44	4	66	0	28	4	5	0	66	0	28	0	0	0	0	0	0	0	0	422
Nov 26	at Utah State	38	209	1	62	15	243	3	36	15	22	0	243	3	36	4	57	0	23	2	13	0	10	452
Dec 05	vs Wyoming	38	283	1	58	5	91	0	54	5	17	2	91	0	54	4	107	0	40	0	0	0	0	374
Dec 12	vs Fresno State	23	58	2	84	26	350	3	51	26	43	1	350	3	51	6	137	0	27	1	9	0	9	408
		241	1149	9	84	143	1981	18	69	143	219	6	1981	18	69	23	481	0	40	8	64	0	21	3130
New Mexico		289	1370	12	54	122	1386	8	52	122	215	6	1386	8	52	28	560	0	72	6	32	0	14	2756

Games: 7 • Avg/rush: 4.8 • Avg/catch: 13.9 • Pass effic: 162.92 • KR avg: 20.9 • PR avg: 8.0 • All purpose avg/game: 527.9 • Total offense avg/gm: 447.1

Date	Opponent	Tackles				Sacks		Fumble		Pass Defense			blkd kick	PAT Attempts			off		
		ua	a	total	tfl-yds	no	yds	ff	fr-yds	int-yds	qbh	brup		kick	rush	rcv	saf	t/o	pts
Oct 31	at San Jose State	44	28	72	7.0-38	3.0-24	0	0	0-0	1-0	4	3	0	5-5	0	0	0	7	38
Nov 07	at Hawai'i	45	20	65	7.0-18	2.0-8	0	0	0-0	1-0	7	5	0	4-4	0	1	0	0	39
Nov 14	vs Nevada	35	56	91	8.0-30	2.0-10	0	0	0-0	1-0	0	3	0	3-3	0	0	0	7	27
Nov 20	at Air Force	31	28	59	3.0-26	2.0-22	1	1	1-0	1-20	4	4	1	4-4	0	0	0	7	28
Nov 26	at Utah State	50	28	78	8.0-44	4.0-29	2	1	1-16	1-0	3	6	1	5-5	0	0	0	7	41
Dec 05	vs Wyoming	33	54	87	5.0-11	0.0-0	0	1	1-28	1-0	0	0	0	1-1	0	0	0	3	16
Dec 12	vs Fresno State	34	52	86	6.0-20	3.0-15	0	0	0-0	0-0	0	0	0	4-4	0	1	0	0	39
New Mexico		272	266	538	44.0-187	16.0-108	3	3	3-44	6-20	18	21	2	26-26	0	2	0	31	228
New Mexico		262	206	468	32.0-139	14.0-108	11	7	7-0	6-76	1	16	0	20-20	0	0	0	23	167

Date	Opponent	Punting									Field Goals			Kickoffs				
		no.	yds	avg	long	blkd	tb	fc	50+	i20	md-att	long	blkd	no.	yds	avg	tb	ob
Oct 31	at San Jose State	5	210	42.0	46	0	0	2	0	1	1-1	35	0	7	394	56.3	1	0
Nov 07	at Hawai'i	4	171	42.8	45	0	0	1	0	1	1-1	41	0	7	412	58.9	1	1
Nov 14	vs Nevada	4	173	43.2	56	0	0	0	2	1	2-2	34	0	6	379	63.2	2	0
Nov 20	at Air Force	2	96	48.0	52	0	0	1	1	1	0-0	0	0	5	271	54.2	2	0
Nov 26	at Utah State	2	85	42.5	47	0	0	0	0	2	2-2	44	0	8	463	57.9	1	1
Dec 05	vs Wyoming	4	140	35.0	39	0	0	2	0	1	3-3	29	0	5	301	60.2	1	0
Dec 12	vs Fresno State	4	164	41.0	49	0	0	2	0	2	1-1	30	0	6	345	57.5	2	0
New Mexico		25	1039	41.6	56	0	0	8	3	9	10-10	44	0	44	2565	58.3	10	2
New Mexico		35	1384	39.5	54	1	0	16	3	16	9-15	49	1	34	2005	59.0	9	1



## PASSING

#10 HALL, Trae	Comp	Att	Int	Pct	Yards	TD	Long	Sacked	Effic
Hawai'i	2	6	1	33.3	39	0	20	2-8	54.60
Nevada	17	32	1	53.1	195	0	42	2-10	98.06
Air Force	23	42	1	54.8	221	0	49	2-22	94.20
Utah State	11	21	0	52.4	63	0	15	4-29	77.58
TOTALS	53	101	3	52.5	518	0	49	10-69	89.62

#8 TUIOTI, Tevaka	Comp	Att	Int	Pct	Yards	TD	Long	Sacked	Effic
San Jose State	20	35	1	57.1	294	2	46	3-24	140.85
Hawai'i	17	31	0	54.8	181	2	52	0-0	125.17
TOTALS	37	66	1	56.1	475	4	52	3-24	133.48

#13 CHAVEZ, Isaiah	Comp	Att	Int	Pct	Yards	TD	Long	Sacked	Effic
Wyoming	5	10	0	50.0	55	1	44	0-0	129.20
Fresno State	14	18	0	77.8	196	1	49	3-15	187.58
TOTALS	19	28	0	67.9	251	2	49	3-15	166.73

#16 GENAL, Connor	Comp	Att	Int	Pct	Yards	TD	Long	Sacked	Effic
Utah State	5	10	1	50.0	61	0	24	0-0	81.24
Wyoming	6	8	1	75.0	37	0	14	0-0	88.85
TOTALS	11	18	2	61.1	98	0	24	0-0	84.62

#6 CARROLL, Bryson	Comp	Att	Int	Pct	Yards	TD	Long	Sacked	Effic
Nevada	1	1	0	100.0	16	1	16	0-0	564.40
Utah State	1	1	0	100.0	28	1	28	0-0	665.20
TOTALS	2	2	0	100.0	44	2	28	0-0	614.80

## RUSHING &amp; RECEIVING

RUSHING	No-Yds/TD	SJSU	UH	NEV	AF	USU	WYO	FS
COLE, Bobby	97-548/6	8-40/0	14-96/0	17-90/1	6-29/0	12-24/2	22-131/0	18-138/3
JONES, Nathanie	49-232/4	DNP	13-96/1	5-11/0	6-29/0	6-19/0	11-55/1	8-22/2
TUIOTI, Tevaka	19-140/1	14-69/1	5-71/0	DNP	DNP	DNP	DNP	DNP
CHAVEZ, Isaiah	22-111/1	DNP	DNP	DNP	DNP	DNP	7-16/0	15-95/1
CARROLL, Bryson	25-107/0	8-8/0	2-10/0	2-6/0	-	5-62/0	5-23/0	3-10/0
HALL, Trae	39-102/0	DNP	2--8/0	16-27/0	8-13/0	13-70/0	DNP	DNP
VIGILANT, Daevo	15-65/0	5-19/0	1-6/0	DNP	3-15/0	6-25/0	DNP	DNP
LOGAN-GREENE, E	9-50/0	3-4/0	1-8/0	1-6/0	1-4/0	1--8/0	-	2-36/0
ALEXANDER, Chad	3-14/0	-	DNP	2-11/0	-	-	-	1-3/0
WOODEN, Bobby	4-12/0	-	-	1-2/0	-	-	3-10/0	-
KRESS, Jordan	2-9/0	2-9/0	-	-	-	DNP	DNP	DNP
GENAL, Connor	1-4/0	DNP	DNP	DNP	DNP	1-4/0	-	DNP
TEAM	4--24/0	-	-	-	1--7/0	-	2--12/0	1--5/0

RECEIVING	No-Yds/TD	SJSU	UH	NEV	AF	USU	WYO	FS
LOGAN-GREENE, E	30-277/0	6-47/0	7-52/0	5-56/0	3-64/0	2-3/0	-	7-55/0
ERICKSON, Andre	18-270/2	3-72/1	2-27/0	2-49/0	4-47/0	5-55/1	1-14/0	1-6/0
KRESS, Jordan	12-224/2	3-27/0	3-93/2	2-50/0	4-54/0	DNP	DNP	DNP
WILLIAMS, Mar.	14-169/0	2-41/0	-	1-2/0	3-16/0	3-43/0	2-12/0	3-55/0
PATTERSON III,	8-103/1	1-39/1	1-5/0	-	2-6/0	3-37/0	-	1-16/0
CARROLL, Bryson	9-79/0	3-40/0	3-34/0	2-2/0	-	1-3/0	-	-
COLE, Bobby	5-75/1	-	-	3-22/0	-	-	2-53/1	-
KINSLOW, Conner	1-49/1	-	-	-	-	-	-	1-49/1
JARVIS, Kyle	3-43/0	2-28/0	-	1-15/0	-	-	-	-
WOODEN, Bobby	8-42/0	-	-	-	2-11/0	-	5-16/0	1-15/0
UMEH, Anselem	2-21/0	-	DNP	DNP	1-12/0	1-9/0	-	-
HALL, Trae	1-16/1	DNP	-	1-16/1	-	-	DNP	DNP
VIGILANT, Daevo	5-11/0	-	3-9/0	DNP	-	2-2/0	DNP	DNP
ALEXANDER, Chad	5-10/0	-	DNP	1-1/0	4-11/0	-	-	-
ERICKSON, Austi	1--3/0	DNP	DNP	DNP	DNP	DNP	1--3/0	DNP



## TACKLES

7 all games

Total Tackles	UA-A	Total	SJSU	UH	NEV	AF	USU	WYO	FS
SHOOK, Brandon	30-30	60	7-3	DNP	3-5	11-8	5-3	4-9	0-2
COMBS, Tavian	24-27	51	6-4	5-2	1-6	4-1	4-3	0-3	4-8
NOBLE, Joey	19-21	40	1-1	0-1	6-4	7-4	1-2	2-7	2-2
REED II, Jerric	25-8	33	6-1	3-0	6-2	1-2	2-0	0-1	7-2
SANDERS, Devin	19-13	32	4-1	6-2	0-2	3-3	3-3	1-1	2-1
PEEK, Patrick	18-13	31	4-2	2-0	2-1	1-2	3-3	3-3	3-2
MILLER, Kameron	10-19	29	3-2	3-1	0-5	1-1	1-0	0-8	2-2
BOLDEN, Nico	15-10	25	DNP	5-1	2-2	5-7	3-0	DNP	DNP
COLLIER, Tony	19-5	24	DNP	5-2	3-2	4-1	3-0	1-0	3-0
BEATON, Letayve	12-4	16	3-1	1-0	2-1	2-2	4-0	DNP	DNP
SALTONSTALL, Ja	5-7	12	1-0	1-0	-	1-2	-	1-4	1-1
LEUTELE, Ray	7-4	11	-	2-0	2-0	-	0-1	1-0	2-3
HANNAH, Reco	7-4	11	DNP	3-0	DNP	DNP	DNP	3-4	1-0
GANSALLO, Ben	3-6	9	DNP	DNP	DNP	-	0-2	1-3	2-1
MARTIN, Donte	9-0	9	DNP	DNP	1-0	1-0	4-0	-	3-0
HUNT, Antonio	5-2	7	3-2	-	-	-	2-0	-	-
PAUNI, Elmer	1-6	7	1-4	-	0-1	-	0-1	DNP	DNP
HUNTER, Dion	5-2	7	-	4-1	1-1	DNP	DNP	DNP	-
WILSON, Nic	5-2	7	5-2	DNP	DNP	DNP	DNP	DNP	DNP
LoVETT III, Mic	7-0	7	DNP	5-0	DNP	-	1-0	1-0	-
RILEY, Syaie	4-2	6	-	1-0	1-1	2-1	-	-	-
LOWERY, Shad.	3-3	6	DNP	DNP	-	DNP	1-0	2-3	-
DARAME, Omar	2-2	4	1-1	1-0	0-1	-	-	-	DNP
SHEWELL, Ian	1-2	3	0-1	1-1	-	-	DNP	-	-
COLE, Bobby	1-2	3	-	-	-	-	-	1-1	0-1
BERTRAM, Ben	1-2	3	1-0	-	DNP	DNP	0-2	DNP	DNP
FOLEY, Josh	2-0	2	DNP	DNP	DNP	DNP	DNP	DNP	2-0
KIRKENDOLL, Mar	0-2	2	0-1	-	-	DNP	-	-	0-1
WOISIN, Josh	0-2	2	-	0-1	-	-	-	-	0-1
HIGHTOWER, Core	1-1	2	-	-	-	-	-	1-1	-
SANTANA, Bryce	0-2	2	DNP	DNP	DNP	DNP	0-2	-	-
MURPHREE, Donovan	0-1	1	-	-	0-1	-	-	-	-
SICAEROS, Troy	0-1	1	-	-	0-1	-	-	-	-
ERICKSON, Andre	1-0	1	1-0	-	-	-	-	-	-
POTTS, Quinn	0-1	1	DNP	DNP	DNP	DNP	-	DNP	0-1
CARROLL, Bryson	1-0	1	-	-	-	1-0	-	-	-



OCT. 24 AT COLORADO ST.

OCT. 31 SAN JOSÉ STATE

NOV. 7 AT HAWAII

NOV. 14 VS. NEVADA



NOV. 20 AT AIR FORCE

NOV. 26 AT UTAH STATE

DEC. 5 VS. WYOMING

DEC. 12 FRESNO STATE





**INDIVIDUAL****50-YARD TOUCHDOWN RUN**

New Mexico: 67, Ahmari Davis vs. Hawai'i (10/26/2019)

Opponent: 58, Trey Smith, Wyoming (12/5/2020)

**70-YARD RUN**

New Mexico: 73, Teriyon Gipson vs. Wyoming (11/26/2016)

Opponent: 76, Cole McDonald, Hawai'i (10/26/2019)

**70-YARD RECEPTION**

New Mexico: 74, Elijah Lilly from Sheriron Jones at UNLV (10/6/2018)

Opponent: 76, Benjamin Lillis from Darrell Hammond III, Air Force (11/23/2019)

**30 RUSHING ATTEMPTS**

New Mexico: 30, Tyrone Owens at New Mexico State (9/15/2018)

Opponent: 33, Xavier Valladay, Wyoming (10/19/2019)

**150 YARDS RUSHING**

New Mexico: 200, Ahmari Davis vs. Hawai'i (10/26/2019)

Opponent: 154, Trey Smith, Wyoming (12/5/2020)

**200 YARDS RUSHING**

New Mexico: 200, Ahmari Davis vs. Hawai'i (10/26/2019)

Opponent: 253, Jonathan Taylor, Wisconsin (9/8/2018)

**TWO PLAYERS, 100+ YARDS RUSHING**

New Mexico: Tyrone Owens (164), Daryl Chestnut (145) & Lamar

Jordan (116) vs. UNLV (11/17/2017)

Opponent: Xavier Valladay (127) & Sean Chambers (117) Wyoming (10/19/2019)

**THREE PLAYERS, 100+ YARDS RUSHING**

New Mexico: Tyrone Owens (164), Daryl Chestnut (145) & Lamar Jordan (116) vs. UNLV (11/17/2017)

Opponent: Marvin Kinsey (127), Izzy Matthews (107) & Dalyn Dawkins (102), Colorado State (11/19/2016)

**30 PASS COMPLETIONS**

New Mexico: 30, B.R. Holbrook vs. Texas Tech (9/11/2010)

Opponent: 33, Chevan Cordeiro, Hawai'i (11/7/2020)

**50 PASS ATTEMPTS**

New Mexico: 50, B.R. Holbrook vs. Texas Tech (2010)

Opponent: 57, Tyler Rogers, New Mexico State (9/9/2017)

**400 YARDS PASSING**

New Mexico: 408, Casey Kelly vs. UNLV (11/1/2003)

Opponent: 410, Chevan Cordeiro, Hawai'i (11/7/2020)

**100 YARDS RUSHING & PASSING**

New Mexico: Trae Hall (154 rushing, 107 passing) vs. Utah State (11/30/2019)

Opponent: Andrew Peasley (118 rushing, 239 passing), Utah State (11/26/2020)

**500 YARDS TOTAL OFFENSE**

New Mexico: 594, Jeremy Leach vs. Utah (11/11/1989)

Opponent: 527, Derek Carr, Fresno State (11/23/2013)

**10 PASS RECEPTIONS**

New Mexico: 11, Ty Kirk vs. New Mexico State (10/1/2011)

Opponent: 10, Bailey Gaither, San José State (10/31/2020)

**150 YARDS RECEIVING**

New Mexico: 209, Deon Long vs. Sam Houston State (9/24/2011)

Opponent: 208, Bailey Gaither, San José State (10/31/2020)

**2+ PLAYERS, 100+ YARDS RECEIVING**

New Mexico: Deon Long (209) & Ty Kirk (127) vs. Sam Houston State (9/24/2011)

Opponent: Bailey Gaither (208) & Tre Walker (107), San José State (10/31/2020)

**SCORED THREE TOUCHDOWNS**

New Mexico: 3, Tyrone Owens vs. Liberty (9/29/2018)

Opponent: 3, Brad Roberts, Air Force (11/20/2020)

**FOUR TOUCHDOWN PASSES**

New Mexico: 4, Sheriron Jones at UNLV (10/6/2018)

Opponent: 4, Chevan Cordeiro, Hawai'i (11/7/2020)

**FOUR RUSHING TOUCHDOWNS**

New Mexico: 4, Ahmari Davis at New Mexico State (9/15/2018)

Opponent: 3, Brad Roberts, Air Force (11/20/2020)

**THREE TOUCHDOWN RECEPTIONS**

New Mexico: 3, Deon Long vs. Sam Houston State (2011)

Opponent: 3, Romeo Doubs, Nevada (11/14/2020)

**FIVE FIELD GOALS**

New Mexico: 5, James Aho vs. Arizona (2008)

Opponent: 5, Drew Dunning, Washington St. (2003)

**50-YARD FIELD GOAL**

New Mexico: 52, Andrew Shelley at Liberty (9/28/2019)

Opponent: 52, Wyatt Bryan, Colorado State (10/20/2017)

**TWO INTERCEPTIONS**

New Mexico: 2, Jerrick Reed at Hawai'i (11/7/2020)

Opponent: 2, Tariq Thompson, San Diego State (11/24/2017)

**TWO FUMBLE RECOVERIES**

New Mexico: 2, Adebayo Soremekun vs. San Diego St. (11/3/2018)

Opponent: 2, Sonatane Lui, Boise State, 11/16/2019

**PUNT RETURN FOR TOUCHDOWN (no block)**

New Mexico: 86 yards, Marcus Hayes vs. Boise State (11/16/2018)

Opponent: 90 yards, Christian Kirk, Texas A&M (11/11/2017)

**TWO PUNT RETURNS FOR TOUCHDOWN (no block)**

New Mexico: Has not occurred

Opponent: 64 yards, 61 yards Cliff Harris, Oregon (2010)

**KICKOFF RETURN FOR A TOUCHDOWN**

New Mexico: 100 yards, Elijah Lilly vs. Texas A&M (11/11/2017)

Opponent: 100 yards, Mike Edwards, Hawai'i (10/13/2012)

**INTERCEPTION RETURN FOR TOUCHDOWN**

New Mexico: 43 yards, Jerrick Reed II vs. New Mexico State (9/21/2019)

Opponent: 14 yards, Solomon Matautia, Hawai'i (10/26/2019)

**BLOCKED PAT**

New Mexico: Adebayo Soremekun at San José State (10/4/2019)

Opponent: Jacoby Wildman, Utah State (11/30/2019)

**BLOCKED FIELD GOAL**

New Mexico: Nahje Flowers at San José State (10/4/2019)

Opponent: Michael Purcell, Air Force (11/20/2020)

**BLOCKED FIELD GOAL RETURN**

New Mexico: 45 yards, Anthony Hooks vs. UTEP (2010)

Opponent: Has not occurred

**BLOCKED PUNT**

New Mexico: Victor James at San Diego State (10/31/2009)

Opponent: Kina Maile, Utah State (11/26/2020)

**FUMBLE RETURN FOR A TOUCHDOWN**

New Mexico: 0 yards, Jalin Burrell at Air Force (11/10/2018)

Opponent: 16 yards, Kina Maile, Utah State (11/26/2020)

**DEFENSIVE TWO-POINT CONVERSION**

New Mexico: Jalin Burrell vs. New Mexico State (9/9/2017)

Opponent: Milton Bugg III, Air Force (11/23/2019)

**TEAM****OVERTIME GAME**

Won 42-35 (OT) at UTEP (2013)

**SHUTOUT**

New Mexico: 66-0 vs. Mississippi Valley State (9/5/2015); FBS: 24-0 vs. Wyoming (10/4/2008)

Opponent: 28-0, Air Force (11/20/2020)

**50 POINTS**

New Mexico: 55 vs. New Mexico State (9/21/2019)

Opponent: 52, New Mexico State (9/21/2019)

**60 RUSHING ATTEMPTS**

New Mexico: 60 at UNLV (10/6/2018)

Opponent: 63, Air Force (11/20/2020)

**300 YARDS RUSHING**

New Mexico: 319 vs. Incarnate Word (9/1/2018)

Opponent: 356, Air Force (11/20/2020)

**400 YARDS RUSHING**

New Mexico: 482, UNLV (11/17/2017)

Opponent: 478, Air Force (11/10/2018)

**FOUR RUSHING TDS**

New Mexico: 4, Sam Houston State (8/31/2019)

Opponent: 4, Air Force (11/20/2020)

**400 YARDS PASSING**

New Mexico: 434 vs. Sam Houston State (9/24/2011)

Opponent: 410, Hawai'i, (11/7/2020)

**FOUR PASSING TDS**

New Mexico: 4 at UNLV (10/6/2018)

Opponent: 4, Hawai'i, (11/7/2020)

**500 YARDS TOTAL OFFENSE**

New Mexico: 500 vs. Hawai'i (10/26/2019)

Opponent: 503, Hawai'i, (11/7/2020)

**30 FIRST DOWNS**

New Mexico: 32, Incarnate Word (9/1/2018)

Opponent: 30, Boise State (11/16/2018)

**INTERCEPTED FIVE PASSES**

New Mexico: 5 at New Mexico State (9/15/2018)

Opponent: 5, Wyoming (10/28/2017)

**100 YARDS IN PENALTIES**

New Mexico: 102 vs. Colorado State (10/11/2019)

Opponent: 117, Colorado State (10/11/2019)

**NO PENALTIES**

New Mexico: Air Force (11/10/2018)

Opponent: Researching

**LOST FIVE FUMBLES**

New Mexico: 5 vs. Brigham Young (10/25/1984)

Opponent: 5, Air Force (10/25/2007)

**FAILED TO GAIN 100 YARDS RUSHING**

New Mexico: 83 at Air Force (11/20/2020)

Opponent: 52, Nevada (11/14/2020)

**FAILED TO GAIN 100 YARDS PASSING**

New Mexico: 92 vs. Wyoming (12/5/2020)

Opponent: 91, Wyoming (12/5/2020)

**FAILED TO GAIN 200 YARDS TOTAL OFFENSE**

New Mexico: 83 vs. Wyoming (11/24/2018)

Opponent: 166, UNLV (10/6/2018)

**RECORDED A SAFETY**

New Mexico: Jermane Conyers tackled Utah State's Derrick Thompson in the end zone after a fumbled handoff (10/27/2018)

Opponent: Team safety, TCU (11/28/2009)

**NO PUNTS**

New Mexico: vs. Colorado State (11/16/2013)

Opponent: Air Force (11/23/2015)

**SCORED TDS ON OFFENSE, DEFENSE AND SPECIAL TEAMS**

New Mexico: vs. ULM (10/22/2016)

Opponent: Utah (2010)

**TOP MARKS BY UNM OPPONENTS VS. LOBOS**

INDIVIDUAL		TEAM	
First Downs	40, Boise State (11/14/2015)	INTs	3, Gerald Campbell, UTEP (1950)
Rushing Att.	47, Steve Bartalo, CSU (1985)		3, Gene Franz, BYU (1962)
			3, Derwin Gray, BYU (1990)
Rushing Yards	325, Andre Davis, TCU (1994)		7, UTEP (1950)
			7, West Texas (1950)
			7, Arizona (1953)
Long TD	94, Alvester Alexander, Wyoming (2010)	Rec. Yards	281, Thomas Sperbeck, Boise State (11/14/2015)
Rushing Tds	6, Kapri Bibbs, Colorado State (2013)	Receptions	22, Jay Miller, BYU (1973)
		TD Rec.	4, Kirk Pendleton, BYU (1983)
Pass Att.	75, Brett Rypien, Boise State (11/14/2015)		4, Roger Garidel, Utah (1971)
		INT Return	100, Larry Durham, UTEP (1962)
Pass Comp.	47, Chase Holbrook, New Mexico St. (2007)	Field Goals	5, Hawai'i (1981)
			5, Washington St. (2003)
Passing Yards	585, Robbie Bosco, BYU (1985)	Long FG	56, Owen Pochman, BYU (2000)
		Punts	13, Lonnie Crittenden, UTEP (1962)
Long Pass	98, Jack Steptoe from Dan Hagemann, Utah (1976)		13, UTEP (1962)
Total Plays	84, Brad Smith, Missouri (2005)		13, UTEP (1983)
		Long Punt	89, Jeff Babcock, Colorado St. (2004)
Total Off.	592, Robbie Bosco, BYU (1985)	Punt Return	95, Morris Owens, Arizona St. (1972)
		KO Return	100, Cedric Johnson, UTEP (1996)
TD Passes	7, Derek Carr, Fresno State (2013)		100, Ivory McCann, Texas Tech (2001)
			7, Fresno State (2013)
			7, UTEP (1967)





**Game 1: 10/24/2020**  
**Fort Collins, Colo.**  
**Att: 0**

**FORT COLLINS, Colo.** — The season opener between The University of New Mexico and Colorado State, scheduled to be played at CSU's Canvas Stadium, was canceled due to the COVID numbers in Bernalillo County, where UNM's campus is located. The game was declared a no-contest by the Mountain West.

The game was not canceled due to any COVID-related concerns within UNM's program or Colorado State's program.

**CANCELED**



**21** **Game 2: 10/31/2020**  
**San Jose, Calif.**  
**38** **Att: None**

**SAN JOSE, Calif.** — New Mexico was down three starters in the defensive backfield and San José State was able to take advantage, scoring on four long passes as the Spartans were able to hold off the Lobos 38-21 and spoil the head coaching debut of Danny Gonzales. San José State scored the final 17 points of the game after UNM tied it at 21-all in the third quarter.

While UNM allowed a few long scoring plays, the trademarks of a defense from years back was there. UNM laid plenty of hard hits, had a key first quarter fourth down stop and they allowed just 98 yards on the ground. The issue was Nick Starkel, who two schools ago was at Texas A&M when the Aggies defeated UNM in 2017. He was brilliant against UNM, going 34-for-47 for 467 yards and five touchdowns.

Down 21-14 at the break, UNM's defense held firm on the opening drive of the second half, and the Lobos were able to drive and tie the game. Bobby Cole had a long 19-yard gain on a third-and-1 at midfield to keep the drive alive, and it sure looked like Jordan Kress scored on a five-yard run extending the ball over the pylon. Amazingly in a game with nine replay reviews, that wasn't one of them, but it was no matter as Tuioti scored on the next play diving over from a half-yard out. Ironically that score stood after another lengthy review.

San José State answered and took the lead for good with a 35-yard field goal on the next drive, and both teams traded punts afterwards. However with just four seconds left in the quarter, SJSU went for a home run and hit it when Bailey Gaither, who had 10 catches and 208 yards on the evening, got past everyone for a 69-yard backbreaking touchdown.

"I think after we tied it we took a bad penalty that gave them a free 15 yards and then they got that long touchdown right at the break, and that took the wind out of us a little bit, and we have to respond better," said Gonzales after the game. "We have to get tougher and meaner, but that will come."

SJSU iced the game in the fourth quarter, converting on fourth-and-goal from the one with a rollout pass that accounted for the final score. UNM did drive inside the 25 in the final minute but Tuioti's pass to Erickson was incomplete on fourth down.

The Spartans led 21-14 at the break, but UNM never backed down. After a highlight-reel catch from Tre Walker for a late first quarter touchdown that was aided by a huge penalty on a punt that gave SJSU a first down, UNM trailed 7-0 at the quarter.

After the Spartans made it 14-0, Tuioti and the Lobo offense came alive. UNM got on the board as Tuioti found an open Cedric Patterson III behind the defense for a 39-yard touchdown pass. That play capped a picture-perfect four-play, 84-yard drive, all through the air. Then after an amazing toe-tapping touchdown by Walker for his second touchdown, Tuioti led another drive. He found Andrew Erickson for a 46-yard catch inside the red zone, and then UNM ended up with fourth down at the Spartan four-yard line. Danny Gonzales opted to go for it, and Tuioti was able to scramble and find Erickson again, this time for a score to make it 21-14 at the half.

**Box Score (Final)**  
**The Automated ScoreBook**  
**New Mexico vs San Jose State (Oct 31, 2020 at San Jose, CA)**

Score by Quarters	1	2	3	4	Total
New Mexico	0	14	7	0	21
San Jose State	7	14	10	7	38

Qtr	Time	Scoring play
1st	00:31	SJSU - WALKER, Tre 37 yd pass from STARKEL, Nick (MERCURIO, Matt kick), 14-84 5:01
2nd	10:36	SJSU - HAMILTON, Isala 43 yd pass from STARKEL, Nick (MERCURIO, Matt kick), 8-84 3:16
	09:33	NM - PATTERSON III Cedric 39 yd pass from TUIOTI, Tevaka (STEINKAMP, George kick), 4-84 0:59
	06:10	SJSU - WALKER, Tre 26 yd pass from STARKEL, Nick (MERCURIO, Matt kick), 9-75 3:23
	02:06	NM - ERICKSON, Andrew 4 yd pass from TUIOTI, Tevaka (STEINKAMP, George kick), 9-75 4:03
3rd	10:55	NM - TUIOTI, Tevaka 1 yd run (STEINKAMP, George kick), 8-71 3:02
	08:00	SJSU - MERCURIO, Matt 35 yd field goal, 9-46 2:46
	00:00	SJSU - GAITHER, Bailey 69 yd pass from STARKEL, Nick (MERCURIO, Matt kick), 1-69 0:04
4th	09:39	SJSU - OLSON, Sam 1 yd pass from STARKEL, Nick (MERCURIO, Matt kick), 8-76 3:50

	NM	SJSU
<b>FIRST DOWNS</b>	23	23
<b>RUSHES-YARDS (NET)</b>	40-149	28-98
<b>PASSING YDS (NET)</b>	294	481
Passes Att-Comp-Int	35-20-1	49-35-0
<b>TOTAL OFFENSE PLAYS-YARDS</b>	75-443	77-579
Fumble Returns-Yards	0-0	0-0
Punt Returns-Yards	0-0	1-0
Kickoff Returns-Yards	5-78	2-49
Interception Returns-Yards	0-0	1-0
Punts (Number-Avg)	6-44.8	5-42.0
Fumbles-Lost	1-0	0-0
Penalties-Yards	4-40	9-65
Possession Time	28:26	31:34
Third-Down Conversions	4 of 14	8 of 17
Fourth-Down Conversions	1 of 3	1 of 2
Red-Zone Scores-Chances	2-2	2-2
Sacks By: Number-Yards	1-5	3-24

**RUSHING:** New Mexico-TUIOTI, Tevaka 14-69; COLE, Bobby 8-40; VIGILANT, Daevon 5-19; KRESS, Jordan 2-9; CARROLL, Bryson 8-8; LOGAN-GREENE, Eman. 3-4. San Jose State-HOLINESS, Isalah 9-31; NEVENS, Tyler 7-24; ROBINSON, Kairee 5-15; GARRETT, Shamar 2-14; NASH, Nick 2-11; HAMILTON, Isala 1-9; TEAM 1-minus 1; STARKEL, Nick 1-minus 5.

**PASSING:** New Mexico-TUIOTI, Tevaka 20-35-1-294. San Jose State-STARKEL, Nick 34-47-0-467; NASH, Nick 1-2-0-14.

**RECEIVING:** New Mexico-LOGAN-GREENE, Eman. 6-47; ERICKSON, Andrew 3-72; CARROLL, Bryson 3-40; KRESS, Jordan 3-27; WILLIAMS, Marcus 2-41; JARVIS, Kyle 2-28; PATTERSON III Cedric 1-39. San Jose State-GAITHER, Bailey 10-208; WALKER, Tre 9-107; HOLINESS, Isalah 3-21; BRADDOCK, Jermal 3-18; HAMILTON, Isala 2-50; GARRETT, Shamar 2-27; DEESE, JR, Derr 2-20; ROBINSON, Kairee 2-15; HUMPHREYS, Billy 1-14; OLSON, Sam 1-1.

**INTERCEPTIONS:** New Mexico-None. San Jose State-JENKINS, Tre 1-0.

**FUMBLES:** New Mexico-CARROLL, Bryson 1-0. San Jose State-None.

New Mexico (0-1-0-1) vs. San Jose State (2-0-2-0)  
 Date: Oct 31, 2020 • Site: San Jose, CA • Stadium: CFCU Stadium  
 Attendance:

Kickoff time: 4:11 pm • End of Game: 7:52 pm • Total elapsed time: 3:41  
 Officials: Referee: Mike Cuttone; Umpire: Mark Warner; Linesman: Justin Gragg;  
 Line Judge: Carlos Owens; Back Judge: M. Asorian; Field Judge: Michael Defee;  
 Side Judge: T. Castleberry; Center Judge: Ian Malepeal;  
 Temperature: 78F • Wind: NW 7mph • Weather: Sunny and clear.





**33** Game 3: 11/7/2020  
**Honolulu, Haw.**  
**39** Att: 0

**HONOLULU, Haw.** --- New Mexico couldn't quite seal the deal, as Hawai'i used a 33-for-43, 410-yard, four touchdown performance by quarterback Chevan Cordeiro, highlighted by a few improbable and ridiculous catches to edge out New Mexico 39-33 at Aloha Stadium. It marked the first time in the last five tries that the Rainbow Warriors defeated New Mexico in the islands.

The loss extended UNM's losing streak to 11 dating back to last season, and it was UNM's 17th straight conference loss and 17th straight road loss. UNM is 0-2 on the season while Hawai'i is 2-1.

UNM bolted out of the gate on its opening drive, with Tevaka Tuoti leading the way completing all three of his passes, the last a 59-yard catch to Jordan Kress. Hawai'i answered going right down the field and it looked like it might be one of those late-night shootouts as Cordeiro run one in to tie the game at 7-7.

The Lobos scored on each of its first four drives. Up 7-7, UNM drove 61 yards but stalled at the 9-yard line, and George Steinkamp, the Los Alamos native that was playing in his second-ever football game at any level, hit a 27-yard field goal, the first of four on the night.

Jerrick Reed II picked off Cordeiro and UNM scored one play later on another Tuoti to Kress connection, this from 29 yards, and then Steinkamp hit from 49 yards in the second quarter and UNM led 20-7. However, the same bugaboo that hurt UNM last week reared its ugly head again as Hawai'i hit on a long touchdown pass to make it 20-14. Hawai'i nearly got scored right before the half but Reed got his second pick of the night and UNM led 20-14 at the break.

The Rainbow Warriors then hit back-to-back long TD passes of 42 and 40 yards to give themselves a 28-20 lead. UNM responded in kind with a 76-yard drive that was capped by a 26-yard run by true freshman Nathaniel Jones to make it 28-27, and that was the score at the break.

UNM took the lead with a 24-yard field goal to make it 30-28, but Hawai'i got a 64-yard touchdown on a weaving catch and run by Calvin Turner, and then Jared Smart somehow leapt and made a ridiculous catch for a two-pointer and a 36-30 lead. After a field goal made it 39-30, Tuoti took over and drove UNM to midfield on a 23-yard scramble, but as he went down, he was hit on a helmet-to-helmet hit that knocked him out of the game.

Trae Hall entered and threw an interception, UNM's only turnover of the game. UNM got the ball back and Hall led UNM to a fourth Steinkamp field goal to make it 39-33, and then the Lobos had a chance at Donovan Murphee's onside kick, but Hawai'i came out with the ball and took knees to end the game.

UNM picked up 499 yards of offense and Hawai'i had 503. Tuoti had 181 yards passing before his injury, and Nathaniel Jones and Bobby Cole were a durable 1-2 punch with 96 yards each on the ground.

**Box Score (Final)**  
**The Automated ScoreBook**  
**New Mexico vs Hawai'i (Nov 07, 2020 at Honolulu, HI)**

Score by Quarters	1	2	3	4	Total
New Mexico	17	3	7	6	33
Hawai'i	7	7	14	11	39

Qtr	Time	Scoring play
1st	14:19	NM - KRESS, Jordan 52 yd pass from TUIOTI, Tevaka (STEINKAMP, George kick), 3-65 0:41
	10:21	UH - CORDEIRO, C. 5 yd run (SHIPLEY, M. kick), 12-67 3:55
	05:34	NM - STEINKAMP, George 27 yd field goal, 10-61 4:39
	04:10	NM - KRESS, Jordan 29 yd pass from TUIOTI, Tevaka (STEINKAMP, George kick), 1-29 0:07
2nd	14:50	NM - STEINKAMP, George 49 yd field goal, 6-46 2:25
	03:55	UH - MARDNER, Nick 42 yd pass from CORDEIRO, C. (SHIPLEY, M. kick), 11-89 4:23
3rd	13:05	UH - BOWENS, Zion 42 yd pass from CORDEIRO, C. (SHIPLEY, M. kick), 5-75 1:55
	11:55	UH - BOWENS, Zion 40 yd pass from CORDEIRO, C. (SHIPLEY, M. kick), 2-40 0:13
	09:33	NM - JONES, Nathaniel 26 yd run (STEINKAMP, George kick), 7-76 2:17
4th	13:31	NM - STEINKAMP, George 24 yd field goal, 10-44 4:17
	12:19	UH - TURNER, Calvin 64 yd pass from CORDEIRO, C. (SMART, Jared pass from CORDEIRO, C.), 3-75
	06:33	UH - SHIPLEY, M. 41 yd field goal, 9-55 3:20
	01:21	NM - STEINKAMP, George 42 yd field goal, 7-31 1:41

	NM	UH
<b>FIRST DOWNS</b>	24	23
<b>RUSHES-YARDS (NET)</b>	38-279	28-93
<b>PASSING YDS (NET)</b>	220	410
Passes Att-Comp-Int	37-19-1	44-33-2
<b>TOTAL OFFENSE PLAYS-YARDS</b>	75-499	72-503
Fumble Returns-Yards	0-0	0-0
Punt Returns-Yards	2-8	1-9
Kickoff Returns-Yards	5-97	4-78
Interception Returns-Yards	2-28	1-0
Punts (Number-Avg)	4-45.8	4-42.8
Fumbles-Lost	1-0	1-1
Penalties-Yards	7-57	3-30
Possession Time	32:22	27:38
Third-Down Conversions	5 of 15	5 of 13
Fourth-Down Conversions	1 of 1	1 of 1
Red-Zone Scores-Chances	2-2	1-1
Sacks By: Number-Yards	1-9	2-8

RUSHING: New Mexico-JONES, Nathaniel 13-96; COLE, Bobby 14-96; TUIOTI, Tevaka 5-71; CARROLL, Bryson 2-10; LOGAN-GREENE, Eman 1-8; VIGILANT, Daevon 1-6; HALL, Trae 2-minus 8; Hawai'i-CORDEIRO, C. 10-39; HUNTER, Dae Dae 8-29; REED, Miles 5-27; STOVALL, M. 1-2; TURNER, Calvin 1-2; Team 3-minus 6.

PASSING: New Mexico-TUIOTI, Tevaka 17-31 0-181; HALL, Trae 2-6 1-39; Hawai'i-CORDEIRO, C. 33-43 2-410; TURNER, Calvin 1-0 0-0.

RECEIVING: New Mexico-LOGAN-GREENE, Eman 7-52; KRESS, Jordan 3-93; CARROLL, Bryson 3-34; VIGILANT, Daevon 3-9; ERICKSON, Andrew 2-27; PATTERSON III Cedric 1-5; Hawai'i-MARDNER, Nick 6-147; SMART, Jared 6-40; HUNTER, Dae Dae 5-29; BUSSEY, Rico 5-29; STOVALL, M. 4-10; BOWENS, Zion 2-82; TURNER, Calvin 2-64; REED, Miles 2-5; VICTOR, Lincoln 1-4.

INTERCEPTIONS: New Mexico-REED II, Jerrick 2-28; Hawai'i-FRAZIER, Q. 1-0.

FUMBLES: New Mexico-CARROLL, Bryson 1-0; Hawai'i-STOVALL, M. 1-1.

New Mexico (0-2 0-2) vs. Hawai'i (2-1 2-1)

Date: Nov 07, 2020 • Site: Honolulu, HI • Stadium: Aloha Stadium  
Attendance:

Kickoff time: 6:07 PM • End of Game: 9:29 PM • Total elapsed time: 3:22



**27** Game 4: 11/14/2020  
**Las Vegas, Nev.**  
**20** Att: 250

**SAN JOSE, Calif.** --- When New Mexico was down 27-20 with just 2:34 to go, head coach Danny Gonzales already knew that UNM was going for two and the win with a touchdown. UNM fell 24 yards short.

The Lobos gave everything undefeated Nevada could handle, and UNM drove to the Nevada 24 before failing on a fourth down try in the waning moments, allowing Nevada to escape with a 27-20 victory that continued UNM's trend of improved play and hard-hitting. Now, UNM just needs a result.

UNM led for a good part of the game, opening the game with strong defense that befuddled Mountain West Player of the Year candidate quarterback Carson Strong. The Nevada signal caller eventually threw for 336 yards on 24-of-38 passing, but he had issues throughout the night as UNM came at him with an odd 2-4-5 scheme.

It was UNM that opened the scoring after Joey Noble sacked Strong on a fourth-and-six play. UNM drove down the field with Trae Hall calling the shots, getting his second career start after an injury to regular starter Tekava Tuoti. Taking over at its own 43, Hall and Bobby Cole combined to rush the ball all the way to the Wolf Pack 16-yard line. It looked like UNM was running the ball again as Hall handed the ball off to Bryson Carroll, but Carroll stopped and threw back to Hall, who had a convoy of blockers and scored on the reception.

UNM then dipped into the bag of tricks again with an onside kick that Syaile Riley recovered and that led to George Steinkamp's 26-yard field goal in the second quarter, making it 10-0. Nevada got a field goal in response, and then Hall was picked off and Nevada threw a home run ball, Strong to Romeo Doubs from 33 yards out to tie the game. It was the first of three TDs for Doubs.

UNM took the lead just before the half when Steinkamp added a 48-yard field goal after Jerrick Reed II intercepted Strong for his third of the season. The pick was the first thrown by Strong in 299 passes, just missing the Mountain West record by seven passes.

Nevada took deep shots throughout much of the game, and after tying it at 13-13 on the first drive of the half, Doubs reeled in a 61-yard touchdown. Hall then led UNM right down the field, but a curious sequence eventually put the ball back in Nevada's hands. Needing 19 yards to convert a third down, Hall hit Emmanuel Logan-Greene for what looked to be a first down, but the ball somehow was spotted two yards short, and then a replay review moved the ball up, but still short. Hall then couldn't handle a high snap on fourth-and-one, and Nevada took over as that play ended the third.

Both teams exchanged punts, and UNM again had a golden opportunity as the Lobos forced a fumble by Doubs on a punt, but UNM couldn't reel the ball in and Nevada cashed in with a 59-yard pass and a 27-13 lead.

UNM then marched quickly down the field, keyed by a 42-yard haul by Andrew Erickson, and Bobby Cole, who led UNM with 90 yards on the ground, barreled in from a yard out to make it 27-20 with 4:02 to go.

UNM forced a three and out and Logan-Greene returned the punt into Nevada territory and UNM was in position to go for the win. With 2:34 to go, Cole rushed for six and Logan-Greene did the same to give UNM the ball at the Nevada 31. Hall then play-faked and hit Jordan Kress near the 14-yard line but Kress dropped it, and then Hall threw incomplete to make it third and 10. Hall hit Erickson for seven yards to the 24 bringing up fourth down, and UNM looked to have a first down when Hall found Logan-Greene in the flat for what would have been a first down, but he also couldn't catch it cleanly, and UNM was out of downs and time.

**Box Score (Final)**  
**The Automated ScoreBook**  
**Nevada vs New Mexico (Nov 14, 2020 at Las Vegas, Nev.)**

Score by Quarters	1	2	3	4	Total
Nevada	0	10	10	7	27
New Mexico	7	6	0	7	20

Qtr	Time	Scoring play
1st	00:08	NM - HALL, Trae 16 yd pass from CARROLL, Bryson (STEINKAMP, George kick), 6-55 2:37
2nd	12:09	NM - STEINKAMP, George 26 yd field goal, 7-44 2:57
	03:41	NEV - TALTON, Brandon 28 yd field goal, 8-38 4:13
	03:21	NEV - DOUBS, Romeo 33 yd pass from STRONG, Carson (TALTON, Brandon kick), 1-33 0:08
	01:04	NM - STEINKAMP, George 48 yd field goal, 5-14 0:59
3rd	10:09	NEV - TALTON, Brandon 34 yd field goal, 11-53 4:44
	04:36	NEV - DOUBS, Romeo 61 yd pass from STRONG, Carson (TALTON, Brandon kick), 4-82 1:24
4th	06:47	NEV - DOUBS, Romeo 59 yd pass from STRONG, Carson (TALTON, Brandon kick), 5-81 2:23
	04:02	NM - COLE, Bobby 1 yd run (STEINKAMP, George kick), 7-61 2:37

	NEV	NM
<b>FIRST DOWNS</b>	19	21
<b>RUSHES-YARDS (NET)</b>	23-52	44-141
<b>PASSING YDS (NET)</b>	340	211
Passes Att-Comp-Int	39-25-1	33-18-1
<b>TOTAL OFFENSE PLAYS-YARDS</b>	62-392	77-352
Fumble Returns-Yards	0-0	0-0
Punt Returns-Yards	3-33	1-14
Kickoff Returns-Yards	3-53	4-83
Interception Returns-Yards	1-0	1-25
Punts (Number-Avg)	4-43.2	6-37.3
Fumbles-Lost	2-0	0-0
Penalties-Yards	7-65	2-30
Possession Time	27:45	32:15
Third-Down Conversions	5 of 12	7 of 17
Fourth-Down Conversions	0 of 1	0 of 2
Red-Zone Scores-Chances	2-2	3-3
Sacks By: Number-Yards	2-10	2-15

RUSHING: Nevada-TALUA, Toa 15-62; LEE, Devonte 4-3; TEAM 1-minus 2; STRONG, Carson 3-minus 11. New Mexico-COLE, Bobby 17-90; HALL, Trae 16-27; JONES, Nathaniel 5-11; ALEXANDER, Chad 2-11; LOGAN-GREENE, Eman 1-6; WOODEN, Bobby 1-2; CARROLL, Bryson 2-minus 6.

PASSING: Nevada-STRONG, Carson 24-38 1-336; TALUA, Toa 1-1 0-4. New Mexico-HALL, Trae 17-32 1-195; CARROLL, Bryson 1-1 0-16.

RECEIVING: Nevada-TURNER, Cole 6-72; DOUBS, Romeo 5-172; STOVALL, Melquan 5-55; TALUA, Toa 4-16; LOCKHART, Justin 2-16; LEE, Devonte 1-6; JERNAGIN, Isaac 1-4; MORROW, Avery 1-minus 1. New Mexico-LOGAN-GREENE, Eman 5-56; COLE, Bobby 3-22; KRESS, Jordan 2-50; ERICKSON, Andrew 2-49; CARROLL, Bryson 2-2; HALL, Trae 1-16; JARVIS, Kyle 1-15; WILLIAMS, Marcus 1-2; ALEXANDER, Chad 1-minus 1.

INTERCEPTIONS: Nevada-WILLIAMS, Tyson 1-0. New Mexico-REED II, Jerrick 1-25.

FUMBLES: Nevada-DOUBS, Romeo 1-0; BELL, Jamaal 1-0. New Mexico-None.

Nevada (4-0 4-0) vs. New Mexico (0-3 0-3)

Date: Nov 14, 2020 • Site: Las Vegas, Nev. • Stadium: Sam Boyd Stadium  
Attendance: 250

Kickoff time: 3:35 pm • End of Game: 6:50 • Total elapsed time: 3:15

Officials: Referee: M. VanderVelde; Umpire: Robert Richeson; Linesman: John Braun;

Line Judge: Kelly Deterding; Back Judge: Daniel Young; Field Judge: Matt Mills;

Side Judge: Fulton Carson; Center Judge: Chris Tallent;

Temperature: 66F • Wind: None • Weather: Sunny





**0**  
**28**

**Game 5: 11/20/2020**  
**Colorado Springs, Colo.**  
**Att: 100**

COLORADO SPRINGS, Colo. --- Air Force scored on its first three drives of the game, opening up a 21-0 lead on the way to defeating New Mexico for the ninth straight time at Falcon Stadium, winning 28-0, dropping UNM to 0-4 on the season. The Lobos now head to a Thanksgiving night matchup at Utah State at 5 p.m. in Logan on FS1.

UNM got into Air Force territory nine times including seven straight and all six of the second half, but UNM couldn't capitalize on any of them. Meanwhile, UNM's defense struggled out of the gate, but picked it up after the first three drives forcing four fumbles, recovering three and getting a fourth down stop in the fourth quarter inside the five-yard line.

UNM opened with the ball and moved it well behind sophomore Trae Hall, making his second straight start in place of the injured Tevaka Tuioti. UNM's drive stalled and the Lobos punted, and Air Force went 86 yards in 11 plays, all on the ground to go up 7-0. Haaziq Daniels capped the drive with a 4-yard run.

It stayed at 7-0 after the first quarter, but Brad Roberts scored from five yards and 12 yards out to make it 21-0. UNM was able to drive into Air Force territory three times in the half, but came away empty all three times. First, UNM got a big first down run to the 34 by Bobby Cole, but it was wiped out by a penalty, and UNM ended up punting from the Air Force 43. Down 14-0, UNM drove to the Air Force 34, but Marcus Williams was stripped just as he went to the ground, and the Falcons recovered the football.

To end the half UNM got to the Falcon 33-yard line with two seconds left, but George Steinkamp's 50-yard field goal attempt was blocked by Michael Purcell. It was one of four missed field goals for UNM.

UNM's defense tried everything to keep UNM in the game and give it good field position. Nico Bolden twice forced fumbles that were recovered by Joey Noble and Patrick Peek, and Noble got one as well in the third quarter with Jerrick Reed II recovering, all in Air Force territory, but all led to missed field goals.

In the fourth with Air Force threatening inside the five-yard line, the Lobos stops Daniels on a fourth-and-1 play to get the ball back, and UNM drove into Air Force territory, but whether an ill-time penalty or sack, UNM couldn't ever get on track.



**27**  
**41**

**Game 6: 11/26/2020**  
**Logan, Utah**  
**Att: 198**

LOGAN, Utah --- UNM nearly had a comeback for the ages but Utah State thwarted UNM's comeback attempt with a late touchdown and the Aggies won 41-27 in a Thanksgiving night battle 41-27 at Maverik Stadium in Logan, Utah. The Lobos now return to Las Vegas to play its final two games of the season, starting next Saturday against Wyoming.

New Mexico was down 34-27 after back-to-back touchdowns wrapped around the third quarter break and had Utah State in 3rd-and-5 at the Aggie 38, but Andrew Peasley somehow wriggled out of a sack and then raced for a back-breaking 62-yard touchdown with 4:03 to go to make it 41-27.

Down 34-13, New Mexico got back in the game with a trick play as Bryson Carroll hit Andrew Erickson for a 28-yard touchdown on a halfback option. 6-play, 65-yard drive that saw Trae Hall rush for 16 but take a punishing hit. Hall had to leave the game, giving way to fourth-string quarterback and walk-on Connor Genal. Genal's first two drives only gained one first down, but his third was UNM's second long touchdown drive of the game. He completed his first two career passes to open the drive including a dime-dropped 24-yarder to Marcus Williams. Bryson Carroll had a big run for 37 ayds and then Genal took a targeting hit that earned another first down.

UNM capped it off with Bobby Cole's second touchdown of the game and with 7:08 to go, UNM was just one score away from tying the game or winning. UNM then forced Utah State into a passing situation at third-and-five and brought a blitz, but Peasley wiggled out of a sack, went right around the edge for the score that put USU in the driver's seat. Forced to hurry, UNM drove to the Utah State 40 but Genal was intercepted at the 12-yard line with just over a minute left.

UNM had a 13-7 lead, scoring the only touchdown of the first half on a long 13-play, 89-yard drive in the second quarter. Trae Hall was masterful, rushing the ball, reading the defense and hitting targets in the passing game. Hall looked to have scored on a 12-yard run, but after getting ruled down at the 1-yard line, Bobby Cole bulled over to give UNM a 10-6 lead. UNM made it 13-6 at the end of the half with a Donovan Murphree 31-yard field goal, his second of the game.

That field goal came after Utah State looked to have gone ahead as Peasley dove to the pylon, but Brandon Shook hit his arm as he extended and Peasley fumbled the ball through the side of the end zone for a touchback. Hall then led a long drive that culminated in the field goal just before the half.

However, a huge third quarter saw the Aggies score four times, once on defense, and that spelled doom for UNM. Utah State tied it up on its first drive of the half on a 36-yard touchdown pass and then took the lead on a 26-yard pass. Disaster then struck on UNM's next two drives. Tyson Dyer had a punt blocked, and USU turned that into a touchdown, and then Hall was sacked and lost the ball, and Kina Maile, who blocked the earlier punt, scooped and scored to make it 34-13 Utah State.

Hall then led UNM down the field, with UNM scoring when Bryson Carroll took a handoff and then threw to Andrew Erickson for a 28-yard touchdown pass to cut the lead to 34-20 late in the third.

**Box Score (Final)**  
**The Automated ScoreBook**  
**New Mexico vs Air Force (Nov 20, 2020 at USAF Academy, CO)**

Score by Quarters	1	2	3	4	Total
New Mexico	0	0	0	0	0
Air Force	7	14	0	7	28

**Qtr Time Scoring play**

1st 05:07 AF - DANIELS, Haaziq 4 yd run (SCHUETTPELZ-ROH kick), 11-86 5:55  
2nd 14:28 AF - ROBERTS, Brad 5 yd run (SCHUETTPELZ-ROH kick), 10-72 4:48  
06:13 AF - ROBERTS, Brad 12 yd run (SCHUETTPELZ-ROH kick), 9-66 5:07  
4th 05:38 AF - ROBERTS, Brad 44 yd run (SCHUETTPELZ-ROH kick), 1-44 0:09

	NM	AF
<b>FIRST DOWNS</b>	19	23
<b>RUSHES-YARDS (NET)</b>	25-83	63-356
<b>PASSING YDS (NET)</b>	221	66
Passes Att-Comp-Int	42-23-1	5-4-0
<b>TOTAL OFFENSE PLAYS-YARDS</b>	67-304	68-422
Fumble Returns-Yards	0-0	0-0
Punt Returns-Yards	0-0	0-0
Kickoff Returns-Yards	1-7	0-0
Interception Returns-Yards	0-0	1-20
Punts (Number-Avg)	4-40.5	2-48.0
Fumbles-Lost	2-1	4-3
Penalties-Yards	8-70	5-42
Possession Time	23:31	36:29
Third-Down Conversions	4 of 13	9 of 13
Fourth-Down Conversions	0 of 1	1 of 2
Red-Zone Scores-Chances	0-3	3-4
Sacks By: Number-Yards	0-0	2-22

RUSHING: New Mexico-JONES, Nathaniel 6-29; COLE, Bobby 6-29; VIGILANT, Daevon 3-15; HALL, Trae 8-13; LOGAN-GREENE, Eman. 1-4; TEAM 1-minus 7. Air Force-ROBERTS, Brad 28-177; MURLA, Matthew 7-64; DANIELS, Haaziq 12-55; STONER, Joshua 6-16; DAVIS, Micah 1-13; GROSS, Bo 3-9; MCNEAL, CJ 1-8; LEWIS, Brandon 1-8; GIDREY, Jordan 2-5; BRYAN, Warren 2-1.

PASSING: New Mexico-HALL, Trae 23-42-1-221. Air Force-DANIELS, Haaziq 4-5-0-66.

RECEIVING: New Mexico-KRESS, Jordan 4-54; ERICKSON, Andrew 4-47; ALEXANDER, Chad 4-11; LOGAN-GREENE, Eman. 3-64; WILLIAMS, Marcus 3-16; WOODEN, Bobby 2-11; PATTERSON III Cedric 2-6; UMEH, Anselem 1-12. Air Force-PATTERSON, Kyle 2-34; LEWIS, Brandon 2-32.

INTERCEPTIONS: New Mexico-None. Air Force-TAYLOR, Corvan 1-20.

FUMBLES: New Mexico-WILLIAMS, Marcus 1-1; TEAM 1-0. Air Force-DANIELS, Haaziq 2-1; STONER, Joshua 1-1; MURLA, Matthew 1-1.

New Mexico (0-4,0-4) vs. Air Force (2-2,1-2)  
Date: Nov 20, 2020 • Site: USAF Academy, CO • Stadium: Falcon Stadium  
Attendance: 100

Kickoff time: 7:40 PM • End of Game: 10:45 PM • Total elapsed time: 3:05  
Officials: Referee: C. Watson; Umpire: Rod Tucker; Linesman: Matt Burks;  
Line Judge: John Klimer; Back Judge: David Baldwin; Field Judge: John Wisniewski;  
Side Judge: Joseph Martinez; Center Judge: Chris Booker;  
Temperature: 37 • Wind: S 6 • Weather: Mostly Cloudy

**Box Score (Final)**  
**The Automated ScoreBook**  
**New Mexico vs Utah State (Nov 26, 2020 at Logan, Utah)**

Score by Quarters	1	2	3	4	Total
New Mexico	3	10	7	7	27
Utah State	3	3	28	7	41

**Qtr Time Scoring play**

1st 06:54 USU - COLES, Connor 27 yd field goal, 12-61 6:41  
00:39 NM - MURPHREE, Donovan 39 yd field goal, 15-55 6:10  
2nd 13:54 USU - COLES, Connor 44 yd field goal, 7-50 1:42  
08:10 NM - COLE, Bobby 1 yd run (MURPHREE, Donovan kick), 13-89 5:38  
00:03 NM - MURPHREE, Donovan 31 yd field goal, 9-66 2:21  
3rd 12:20 USU - MCGRIFF, Justin 36 yd pass from PEASLEY, Andrew (COLES, Connor kick), 5-61 2:34  
08:52 USU - SCARVER, Savon 26 yd pass from PEASLEY, Andrew (COLES, Connor kick), 4-69 1:35  
06:54 USU - TERRELL, Carson 25 yd pass from PEASLEY, Andrew (COLES, Connor kick), 3-41 1:14  
05:17 USU - MAILE, Kina 16 yd fumble recovery (COLES, Connor kick)  
02:50 NM - ERICKSON, Andrew 28 yd pass from CARROLL, Bryson (MURPHREE, Donovan kick), 6-65 2:27  
4th 07:08 NM - COLE, Bobby 1 yd run (MURPHREE, Donovan kick), 9-87 3:31  
04:03 USU - PEASLEY, Andrew 62 yd run (COLES, Connor kick), 5-77 2:58

	NM	USU
<b>FIRST DOWNS</b>	25	22
<b>RUSHES-YARDS (NET)</b>	44-196	38-209
<b>PASSING YDS (NET)</b>	152	243
Passes Att-Comp-Int	32-17-0	22-15-0
<b>TOTAL OFFENSE PLAYS-YARDS</b>	76-348	60-452
Fumble Returns-Yards	0-0	1-16
Punt Returns-Yards	1-1	2-13
Kickoff Returns-Yards	6-93	4-57
Interception Returns-Yards	0-0	1-0
Punts (Number-Avg)	5-36.4	2-42.5
Fumbles-Lost	3-1	3-2
Penalties-Yards	7-70	9-75
Possession Time	31:05	28:55
Third-Down Conversions	9 of 17	6 of 12
Fourth-Down Conversions	0 of 0	1 of 1
Red-Zone Scores-Chances	3-3	1-2
Sacks By: Number-Yards	1-2	4-29

RUSHING: New Mexico-HALL, Trae 13-70; CARROLL, Bryson 5-62; VIGILANT, Daevon 6-25; COLE, Bobby 12-24; JONES, Nathaniel 6-19; GENAL, Connor 1-4; LOGAN-GREENE, Eman. 1-minus 8; Utah State-PEASLEY, Andrew 11-118; HENRY-COLE, D. 10-53; NOA, Eleyon 8-20; MAKAKONA, P. 2-18; GENTRY, John 2-3; SCARVER, Savon 1-1; TEAM 4-minus 4.

PASSING: New Mexico-HALL, Trae 11-21-0-63; GENAL, Connor 5-10-1-61; CARROLL, Bryson 1-1-0-28. Utah State-PEASLEY, Andrew 14-21-0-239; GENTRY, John 1-1-0-4.

RECEIVING: New Mexico-ERICKSON, Andrew 5-55; WILLIAMS, Marcus 3-43; PATTERSON III Cedric 3-37; LOGAN-GREENE, Eman. 2-3; VIGILANT, Daevon 2-2; UMEH, Anselem 1-9; CARROLL, Bryson 1-3; Utah State-MCGRIFF, Justin 4-99; WRIGHT, Derek 4-70; SCARVER, Savon 2-32; HENRY-COLE, D. 2-7; TERRELL, Carson 1-25; COMPTON, Taylor 1-8; HADNOT, Quinton 1-2.

INTERCEPTIONS: New Mexico-None. Utah State-MARION, Luke 1-0.

FUMBLES: New Mexico-HALL, Trae 3-1. Utah State-PEASLEY, Andrew 1-1; MCGRIFF, Justin 1-1; WRIGHT, Derek 1-0.

New Mexico (0-5,0-5) vs. Utah State (1-4,1-4)  
Date: Nov 26, 2020 • Site: Logan, Utah • Stadium: Maverik Stadium  
Attendance: 198





**16** **Game 7: 12/5/2020**  
**Las Vegas, Nev.**  
**17** **Att: 250**

**LAS VEGAS, Nev. ---** The University of New Mexico got big play after big play on defense, and when the squad needed a big play on offense, a true freshman walk-on quarterback from Rio Rancho High School Isaiah Chavez threw the winning touchdown pass with 6:22 to go as New Mexico picked up its first win of the season, and the first for head coach Danny Gonzales with a 17-16 win over Wyoming.

The loss ended a 14-game losing streak, and UNM did it in the face of long odds. Down its three scholarship quarterbacks, UNM turned the game to redshirt freshman walk-on quarterback Connor Genal, who led UNM to 10 points in the opening half. Seven of those came on the legs of true freshman Nathaniel Jones, who scampered 21 yards untouched through a gaping hole that was set up by blocks from Teton Saltes and Isaac Gutierrez and a key kickoff block from tight end Marcus Williams. Wyoming took a 10-7 lead on a 58-yard run from Trey Smith, but Genal got UNM into field goal range and Donovan Murphree hit a 40-yard field goal for a 10-10 tie.

That kick was set up on a screen pass to Bobby Cole, but on it Genal went down awkwardly on his left wrist, and that ended his night.

Wyoming took a 13-10 lead into the break on a second short field goal from John Hoyland, this from 26 yards, but those field goals for Wyoming were a sign of UNM's defense stepping up. The Cowboys got into the red zone twice in the first half, including on their opening drive when the Cowboys recovered a fumble and returned it to the 15-yard line. Wyoming could get just three yards on the drive.

Chavez, the last man standing in the quarterback room, nearly got UNM into field goal range at the end of the half, and then late in the third he did, driving UNM from the Lobo 22 to a fourth-and-a-long-one at the Wyoming 6-yard line. UNM went for it and Cole was stopped inches short, turning the ball over on downs.

Wyoming went to work and drove 86 yards in nine plays, but they again couldn't get through UNM's red zone defense, failing three times from the 8-yard line. Hoyland's third field goal made it 16-10 with 13:08 left.

Both teams traded punts and UNM caught a break when Emmanuel Logan-Greene, who had a 72-yard kickoff return earlier in the half fumbled a fair catch, but Patrick Peek alertly recovered for UNM. Setting up shop at the Wyoming 47, Cole ran for three yards and then found daylight on a seam route. Chavez hit hi in stride for a 44-yard touchdown to tie the game, and Murphree's extra point gave UNM the lead at 17-16. From there the defense took over.

After a kickoff return to midfield, Wyoming converted a fourth-down with its third-string quarterback in the game as Gavin Beerup raced to the Lobo 7-yard line after a 38-yard run. Smith rushed to the four and on second down, Brandon Shook hit him behind the line of scrimmage, and popped the ball loose. Jake Saltonstall recovered at the 5-yard line with 3:10 left.

UNM couldn't get a first down and after a punt, Wyoming was nearly in field goal range to start its final drive with 1:38 left, starting at the Lobo 43-yard line. Beerup however twice short-hopped receivers, and then on a deep ball Donte Martin was able to knock a ball away at the 10-yard line. On fourth-and-10, Beerup was chased out of the pocket and threw across his body, but Shook picked him off, and UNM was able to run out the clock.

### Box Score (Final) The Automated ScoreBook Wyoming vs New Mexico (Dec 05, 2020 at Las Vegas, Nev.)

Score by Quarters	1	2	3	4	Total
Wyoming	3	10	0	3	16
New Mexico	0	10	0	7	17

#### Qtr Time Scoring play

1st 11:42 WYO - HOYLAND, John 29 yd field goal, 4-3 0:55  
14:53 NM - JONES, Nathaniel 21 yd run (MURPHREE, Donovan kick), 9-59 4:39  
2nd 08:56 WYO - SMITH, Trey 58 yd run (HOYLAND, John kick), 2-74 0:58  
06:11 NM - MURPHREE, Donovan 40 yd field goal, 5-2 2:35  
02:31 WYO - HOYLAND, John 26 yd field goal, 8-68 3:32  
4th 13:08 WYO - HOYLAND, John 25 yd field goal, 9-86 3:28  
06:22 NM - COLE, Bobby 44 yd pass from CHAVEZ, Isaiah (MURPHREE, Donovan kick), 2-47 0:54

	WYO	NM
<b>FIRST DOWNS</b>	12	16
<b>RUSHES-YARDS (NET)</b>	38-283	50-223
<b>PASSING YDS (NET)</b>	91	92
Passes Att-Comp-Int	17-5-2	18-11-1
<b>TOTAL OFFENSE PLAYS-YARDS</b>	55-374	68-315
Fumble Returns-Yards	1-28	0-0
Punt Returns-Yards	0-0	1-0
Kickoff Returns-Yards	4-107	4-136
Interception Returns-Yards	1-0	2-5
Punts (Number-Avg)	4-35.0	6-37.7
Fumbles-Lost	1-1	2-1
Penalties-Yards	2-20	5-50
Possession Time	25:28	34:32
Third-Down Conversions	1 of 11	5 of 15
Fourth-Down Conversions	1 of 3	0 of 1
Red-Zone Scores-Chances	3-4	0-1
Sacks By: Number-Yards	0-0	1-6

RUSHING: Wyoming-SMITH, Trey 24-154; NEYOR, Isaiah 1-58; BERRUP, Gavin 1-38; WILLIAMS, Levi 9-29; CHRISTENSEN, Parker 1-5; MCNEELY, Dawain 1-1; TEAM 1-minus 2. New Mexico-COLE, Bobby 22-131; JONES, Nathaniel 11-55; CARROLL, Bryson 5-23; CHAVEZ, Isaiah 7-16; WOODEN, Bobby 3-10; TEAM 2-minus 12.

PASSING: Wyoming-WILLIAMS, Levi 4-12-1-73; BERRUP, Gavin 1-5-1-18. New Mexico-CHAVEZ, Isaiah 5-10-0-55; GENAL, Connor 6-8-1-37.

RECEIVING: Wyoming-WELCH, Treyton 2-16; NEYOR, Isaiah 1-54; EBERHARDT, Ayden 1-18; CROW, Dontae 1-3. New Mexico-WOODEN, Bobby 5-16; COLE, Bobby 2-53; WILLIAMS, Marcus 2-12; ERICKSON, Andrew 1-14; ERICKSON, Austin 1-minus 3.

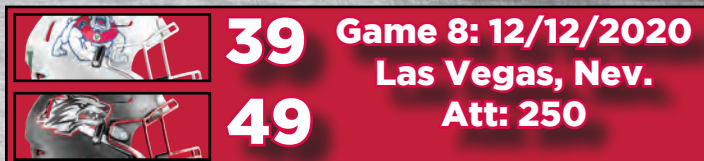
INTERCEPTIONS: Wyoming-COLDON, C.J. 1-0. New Mexico-REED II, Jerrick 1-5; SHOOK, Brandon 1-0.

FUMBLES: Wyoming-SMITH, Trey 1-1. New Mexico-LOGAN-GREENE, Eman. 1-0; COLE, Bobby 1-1.

Wyoming (2-3,2-3) vs. New Mexico (1-5,1-5)

Date: Dec 05, 2020 • Site: Las Vegas, Nev. • Stadium: San Boyd Stadium  
Attendance: 250

Kickoff time: 7:30 pm • End of Game: 10:49 pm • Total elapsed time: 3:19  
Officials: Referee: Christian Watson; Umpire: John Schindler; Linesman: Jeff Hutcheon;  
Line judge: David Young; Back judge: Robert Lynn; Field judge: Brendon Barnes;  
Side judge: Danny Hoelt; Center judge: Abram Anaya;  
Temperature: 45F • Wind: SW 5 MPH • Weather: Clear



**39** **Game 8: 12/12/2020**  
**Las Vegas, Nev.**  
**49** **Att: 250**

**LAS VEGAS, Nev. ---** The legend of Isaiah Chavez grew larger on Saturday night, as the walk-on true freshman from Rio Rancho High School, the 2019 New Mexico Gatorade Player of the Year, threw for one touchdown, ran for another and led UNM to a touchdown on every meaningful drive in the second half as New Mexico defeated Fresno State 49-39, its first win over the Bulldogs since 1994. The win means UNM's season ends on a two-game winning streak as UNM finished 2-5 while Fresno State finished 3-3.

Chavez was 14-for-18 passing for 196 yards and a touchdown, and he added 95 yards rushing and a touchdown on 15 carries to win what is believed to be the first start in school history by a true freshman walk-on quarterback. He also for the second straight week led UNM to a fourth quarter comeback. UNM's defense was tough all night, registering eight sacks of Jake Hoener, its most in 15 years.

Down 24-21 at the break, Fresno State took the opening drive of the second half and drove 70 yards in 16 plays, taking 7:59 to score on a 3-yard run by quarterback Jake Hoener to give the Bulldogs their second 10-point lead of the game. Chavez answered with his only touchdown pass of the game. He hit tight end and fellow true freshman Connor Kinslow in stride for a 49-yard touchdown. The catch was Kinslow's first career reception.

UNM forced a punt and the Lobos took the lead in the fourth quarter. After a tricky play resulted in a penalty for interference, Nathaniel Jones bulled his way over from 10-yard line to give UNM its first lead of the game at 35-31. The Lobos added to the lead when after a short punt into the wind, Bobby Cole went untouched for a 35-yard touchdown. Cole went over 100 yards for the second straight game, rushing for 131 and three touchdowns. After Patrick Peek intercepted a pass, Cole finished off a quick drive with a 9-yard touchdown, giving UNM 28 straight points.

Fresno State scored late and got a two-point conversion, but Lobo punter Tyson Dyer recovered the onside kick to allow UNM to run out the clock.

New Mexico never led in the first half, but basically had an answer for each Fresno State score. The Bulldogs opened with a short field and scored on a 10-yard pass after a 44-yard drive, but Chavez led UNM down the field against the wind, scoring his first career touchdown from 3 yards out.

The Bulldogs went ahead again on another mid-range touchdown pass, but Nathaniel Jones tied it with a 3-yard run that was set up when Fresno State roughed punter Tyson Dyer, giving UNM a first down. Chavez then hit Marcus Williams for a 44-yard pass to the 3-yard line, setting up the Jones run.

After Fresno State got a field goal and an 84-yard run from Jordan Mims, Chavez raced for 54 yards on third-and-seven and then Bobby Cole finished it off to make it 24-21, and that's where it stayed going into the half.

### Box Score (Final) The Automated ScoreBook Fresno State vs New Mexico (Dec 12, 2020 at Las Vegas, Nev.)

Score by Quarters	1	2	3	4	Total
Fresno State	7	17	7	8	39
New Mexico	7	14	7	21	49

#### Qtr Time Scoring play

1st 11:28 FS - CROPPER, Jalen 10 yd pass from HAENER, Jake (FULLER, Asa kick), 6-44 1:46  
06:34 NM - CHAVEZ, Isaiah 3 yd run (MURPHREE, Donovan kick), 9-75 4:54  
2nd 14:54 FS - POPE, Zane 16 yd pass from HAENER, Jake (FULLER, Asa kick), 6-50 2:06  
11:54 NM - JONES, Nathaniel 3 yd run (MURPHREE, Donovan kick), 6-75 3:00  
10:27 FS - FULLER, Asa 30 yd field goal, 5-56 1:22  
08:47 FS - Mims, Jordan 84 yd run (FULLER, Asa kick), 1-84 0:15  
05:23 NM - COLE, Bobby 4 yd run (MURPHREE, Donovan kick), 7-71 3:20  
3rd 06:53 FS - HAENER, Jake 3 yd run (FULLER, Asa kick), 16-70 7:59  
04:49 NM - KINSLOW, Connor 49 yd pass from CHAVEZ, Isaiah (MURPHREE, Donovan kick), 5-77 1:58  
4th 10:20 NM - JONES, Nathaniel 10 yd run (MURPHREE, Donovan kick), 14-85 7:33  
07:26 NM - COLE, Bobby 35 yd run (MURPHREE, Donovan kick), 1-35 0:07  
02:33 NM - COLE, Bobby 9 yd run (MURPHREE, Donovan kick), 5-70 2:45  
01:08 FS - DALENA, MAC 24 yd pass from HAENER, Jake (POPE, Zane pass from HAENER, Jake), 8-74 1:18

	FS	NM
<b>FIRST DOWNS</b>	23	24
<b>RUSHES-YARDS (NET)</b>	23-58	48-299
<b>PASSING YDS (NET)</b>	350	196
Passes Att-Comp-Int	43-26-1	18-14-0
<b>TOTAL OFFENSE PLAYS-YARDS</b>	66-408	66-495
Fumble Returns-Yards	0-0	0-0
Punt Returns-Yards	1-9	1-9
Kickoff Returns-Yards	6-137	3-66
Interception Returns-Yards	0-0	1-18
Punts (Number-Avg)	4-41.0	4-34.5
Fumbles-Lost	1-0	0-0
Penalties-Yards	4-50	8-73
Possession Time	28:27	31:33
Third-Down Conversions	4 of 11	12 of 16
Fourth-Down Conversions	1 of 1	0 of 0
Red-Zone Scores-Chances	4-4	5-5
Sacks By: Number-Yards	3-15	8-71

RUSHING: Fresno State-Mims, Jordan 3-85; BIGELOW, Jevon 8-38; RIVERS, Ronnie 1-minus 1; Team 1-minus 1; HAENER, Jake 10-minus 63. New Mexico-COLE, Bobby 18-138; CHAVEZ, Isaiah 15-95; LOGAN-GREENE, Eman. 2-36; JONES, Nathaniel 8-22; CARROLL, Bryson 3-10; ALEXANDER, Chad 1-3; TEAM 1-minus 5.

PASSING: Fresno State-HAENER, Jake 26-43-1-350. New Mexico-CHAVEZ, Isaiah 14-18-0-196.

RECEIVING: Fresno State-CROPPER, Jalen 12-134; KELLY, Josh 7-96; DALENA, MAC 4-88; POPE, Zane 2-23; BIGELOW, Jevon 1-9. New Mexico-LOGAN-GREENE, Eman. 7-55; WILLIAMS, Marcus 3-55; KINSLOW, Connor 1-49; PATTERSON III Cedric 1-16; WOODEN, Bobby 1-15; ERICKSON, Andrew 1-6.

INTERCEPTIONS: Fresno State-None. New Mexico-PEEK, Patrick 1-18.

FUMBLES: Fresno State-CROPPER, Jalen 1-0. New Mexico-None.

Fresno State (3-3,3-3) vs. New Mexico (2-5,2-5)  
Date: Dec 12, 2020 • Site: Las Vegas, Nev. • Stadium: University Stad.West  
Attendance: 250

Kickoff time: 7:35 pm • End of Game: 10:58 • Total elapsed time: 3:23  
Officials: Referee: M. VanderVelde; Umpire: Robert Richeson; Linesman: John Braun;  
Line judge: Darren Deckard; Back judge: Daniel Young; Field judge: Matt Mills;  
Side judge: Fulton Carson; Center judge: Chris Tallent;  
Temperature: 48F • Wind: 12 MPH • Weather: Windy



## 2020 ALL-MOUNTAIN WEST FOOTBALL FIRST-TEAM OFFENSE

Pos.	Player	Cl.	Team
QB	Carson Strong	So.	Nevada
WR	Khalil Shakir	Jr.	Boise State
WR	Romeo Doubs	Jr.	Nevada
WR	Bailey Gaither	Sr.	San José State
RB	Ronnie Rivers	Sr.	Fresno State
RB	Xazavian Valladay*	Jr.	Wyoming
TE	Cole Turner	Jr.	Nevada
OL	Parker Ferguson	Sr.	Air Force
OL	Nolan Laufenberg*	Sr.	Air Force
OL	Kyle Spalding	Sr.	San Diego State
OL	Jack Snyder	Sr.	San José State
OL	Keegan Cryder	Jr.	Wyoming
PK	Brandon Talton	So.	Nevada
KR	Avery Williams	Sr.	Boise State

## 2020 ALL-MOUNTAIN WEST FOOTBALL FIRST-TEAM DEFENSE

Pos.	Player	Cl.	Team
DL	Scott Patchan	Sr.	Colorado State
DL	Cameron Thomas*	So.	San Diego State
DL	Cade Hall	Jr.	San José State
DL	Viliami Fehoko	So.	San José State
LB	Darius Muasau	So.	Hawai'i
LB	Caden McDonald	Jr.	San Diego State
LB	Kyle Harmon	Jr.	San José State
LB	Chad Muma	Jr.	Wyoming
DB	Avery Williams	Sr.	Boise State
DB	Jerrick Reed	Jr.	New Mexico
DB	Darren Hall	Jr.	San Diego State
DB	Tariq Thompson	Sr.	San Diego State
P	Ryan Stonehouse**	Sr.	Colorado State
PR	Avery Williams*	Sr.	Boise State

\*Two-Time First-Team Selection | \*\*Three-Time First-Team Selection

## 2020 ALL-MOUNTAIN WEST FOOTBALL SECOND-TEAM OFFENSE

Pos.	Player	Cl.	Team
QB	Nick Starkel	Sr.	San José State
WR	Dante Wright	So.	Colorado State
WR	Calvin Turner	Sr.	Hawai'i
WR	Tre Walker	Sr.	San José State
RB	Toa Taua	Jr.	Nevada
RB	Greg Bell	Sr.	San Diego State
TE	Trey McBride	Jr.	Colorado State
OL	John Ojukwu	Jr.	Boise State
OL	Jake Stetz	Sr.	Boise State
OL	Syrus Tuitele	Sr.	Fresno State
OL	Aaron Frost	Jr.	Nevada
OL	Zachary Thomas	Sr.	San Diego State
PK	John Hoyland	Fr.	Wyoming
KR	Jordan Byrd	Jr.	San Diego State

## 2020 ALL-MOUNTAIN WEST FOOTBALL SECOND-TEAM DEFENSE

Pos.	Player	Cl.	Team
DL	Shane Irwin	Jr.,	Boise State
DL	David Perales	Jr.,	Fresno State
DL	Dom Peterson	Jr.,	Nevada
DL	Sam Hammond	Sr.,	Nevada
LB	Riley Whimpey*	Sr.,	Boise State
LB	Dequan Jackson	Jr.,	Colorado State
LB	Lawson Hall	Sr.,	Nevada
LB	Brandon Shook	Sr.,	New Mexico
DB	Kekaula Kaniho	Sr.,	Boise State
DB	Jalen Walker*	Sr.,	Boise State
DB	Cortez Davis	Sr.,	Hawai'i
DB	Tre Jenkins	So.,	San José State
P	Tanner Kuljian	Sr.,	San Diego State
PR	Romeo Doubs	Jr.,	Nevada

\*Two-Time Second-Team Selection | \*\* Three-Time Second-Team Selection





## 2020 HONORABLE MENTION

**Air Force:** Kyle Krepsz, OL; Brad Roberts, RB; George Silvanic, DL**Boise State:** John Bates, TE; Garrett Curran, OL; Jonah Dalmas, PK; Scott Matlock, DL; Ezekiel Noa, LB; CT Thomas, WR; Andrew Van Buren, RB**Colorado State:** Elijah Johnson, OL; Manny Jones, DL; Toby McBride, DL; Thomas Pannunzio, KR; Cam Reddy, OL; Barry Wesley, OL; Dante Wright, PR**Fresno State:** Kevin Atkins, DL; Levelle Bailey, LB; Jalen Cropper, WR; Jake Haener, QB; Kwami Jones, DL; Keric Wheatfall, WR; Evan Williams, DB**Hawai'i:** Chevan Cordeiro, QB; Quentin Frazier, DB; Jared Smart, WR; Blessman Ta'ala, DL**Nevada:** Julian Diaz, P; Jacob Gardner, OL; Jermaine Ledbetter, OL; Tyler Orsini, OL; BerDale Robins, DB; Tyson Williams, DB**New Mexico:** Bobby Cole, RB; Joey Noble, DL; Teton Saltes, OL; Kyle Stapley, OL**San Diego State:** Matt Araiza, PK; Keshawn Banks, DL; Daniel Bellinger, TE; Tyler Hawkins, DB; Dwayne Johnson, Jr., DB; Jonah Tavai, DL; Evan Williams, DB**San José State:** Derrick Deese, Jr., TE; Matt Mercurio, PK; Tre Webb, DB**UNLV:** Jacoby Windmon, DL**Utah State:** Demytrick Ali'ifua, OL; Shaq Bond, DB; Nick Heninger, DL; Stephen Kotsanlee, P; Marcus Moore, DL; Savon Scarver, KR; Karter Shaw, OL; AJ Vongphachanh, LB**Wyoming:** Esaias Gandy, DB; Logan Harris, OL; Isaiah Neyor, WR

## OFFENSIVE PLAYER OF THE YEAR

Carson Strong, So., QB, Nevada

## FRESHMAN OF THE YEAR

Kyle Williams, WR, UNLV

## DEFENSIVE PLAYER OF THE YEAR

Cade Hall, Jr., DL, San José State

## COACH OF THE YEAR

Brent Brennan, San José State

## SPECIAL TEAMS PLAYER OF THE YEAR

Avery Williams, Sr., RS, Boise State

## 2020 MW FOOTBALL STANDINGS

Team (Coaches/AP)	MW	PF	PA	Hm	Rd	Neu	Pct	Overall	PF	PA	Hm	Rd	Neu	Pct	Streak
San José State (24/24)+	6-0	182	105	4-0	2-0	0-0	1.000	7-1	229	159	5-0	2-0	0-1	.875	Lost 1
Boise State (RV/-)	5-0	200	105	2-0	3-0	0-0	1.000	5-2	237	190	2-1	3-1	0-0	.714	Lost 1
Nevada (RV/RV)	6-2	239	183	4-0	1-2	1-0	.750	7-2	277	210	4-0	1-2	2-0	.778	Lost 1
San Diego State	4-2	173	94	3-1	1-1	0-0	.667	4-4	197	142	3-1	1-3	0-0	.500	Lost 1
Air Force	2-2	99	73	1-1	1-1	0-0	.500	3-3	146	90	2-1	1-2	0-0	.500	Lost 1
Fresno State	3-3	197	180	1-1	2-1	0-1	.500	3-3	197	180	1-1	2-1	0-1	.500	Lost 2
Hawai'i	4-4	208	234	3-2	1-2	0-0	.500	5-4	236	248	3-2	1-2	1-0	.556	Won 2
Colorado State%	2-3%	89	143	1-0	0-3	0-0	.400	1-3	89	143	1-0	0-3	0-0	.250	Lost 2
Wyoming	2-4	159	126	1-0	1-3	0-1	.333	2-4	159	126	1-0	1-3	0-1	.333	Lost 2
New Mexico	2-5	167	228	0-0	0-4	2-1	.286	2-5	167	228	0-0	0-4	2-1	.286	Won 2
Utah State%	1-6%	93	211	1-3	0-2	0-0	.143	1-5	93	211	1-3	0-2	0-0	.167	Lost 1
UNLV	0-6	104	228	0-3	0-3	0-0	.000	0-6	104	228	0-3	0-3	0-0	.000	Lost 6

+Mountain West Champion

% \*Colorado State received a forfeit win over Utah State and the Aggies received a forfeit loss. The win and loss are reflected in the 2020 conference-only standings and, per the NCAA, do not count toward either institution's overall won-loss record.

## 2020 MOUNTAIN WEST BOWL RESULTS

Famous Idaho Potato Bowl - Albertsons Stadium, Boise, Idaho

New Mexico Bowl - Dreamstyle Stadium, Albuquerque, N.M.

Nova Home Loans Arizona Bowl - Arizona Stadium, Tucson, Ariz.

Tuesday, December 22, 2020

Thursday, December 24, 2020

Tuesday, December 31, 2020

Nevada 38, Tulane 27

Hawai'i 28, Houston 14

Ball State 34, San José State 13





Teton Saltes was named the 2020 winner of the Wuerffel Trophy, becoming the first major award winner in the history of Lobo Football. The honor was announced live on The Home Depot College Football Awards on ESPN. During the show he was also honored for being named to the 2020 Allstate/AFCA Good-works Team Captain.

It was a night of several firsts for the award itself, as Saltes became the Wuerffel Trophy's first recipient from the Mountain West and the award was presented on the prestigious awards show itself.

Due to the ongoing COVID-19 pandemic, the awards show was held virtually with Saltes earning the honor from the Tow Diehm Football Complex on UNM's campus. Also on the show were head coach Danny Gonzales as well as Saltes' family members in Arizona and on the Pine Ridge Reservation in South Dakota.

The Wuerffel Trophy is awarded to the Football Bowl Subdivision football player who best exhibits exemplary community service and was created in 2005 to inspire greater service in the world. The award exists to honor college football players who excel in Community Service and celebrate their positive impact on

society.

Saltes in earning the honor became the ninth winner of a major college football award in Mountain West history, and the second this year, joining Boise State's Kekaula Kaniho who was selected as the 2020 Senior CLASS Award winner. It marks the first major awards for the Mountain West since Jake Kilpatrick of TCU won the Rimington Trophy in 2010.

"We are thrilled to announce that Teton is this year's recipient of the Wuerffel Trophy and are honored to have him join the family of past recipients," Danny Wuerffel said. "His passion and tenacity in serving others, along with his excellence on the field and in the classroom, truly embodies what the Wuerffel Trophy is all about. Also, I wish we could give out three trophies, because our other two finalists are very deserving as well – Shai Werts of Georgia Southern and Sam Ehlinger of Texas. Congratulations to all these amazing student athletes. It's truly inspiring to see their unwavering commitment to make the world a better place."

Saltes, a senior from Valley High School in Albuquerque, graduated with an undergraduate degree in political science and was enrolled in Law School, although he is currently training for a professional opportunity in the NFL. His academic honors include being named three-time Lobo Scholar Athlete and two-time Mountain West All-Academic.

Saltes was honored over the summer as a Lobo Hero for his work on the front lines of the COVID-19 crisis, working with his native Oglala Lakota tribe to distribute needed supplies to those on his home reservation, which was hit particularly hard. Saltes also has worked in and is passionate about suicide prevention, about children's reading, and he has served with the Save The Children Action Network as an advocate for children, speaking in Washington in 2019. The depths of Saltes' community service could fill up a web page, and it certainly filled up his nomination form.

"Teton is a tremendous young man who is very deserving of being named the winner of the Wuerffel Trophy. He is a selfless young man who has dedicated himself to speaking out on behalf of children, suicide prevention, and many other causes. Teton's work in Albuquerque, in South Dakota with his native Oglala Lakota tribe, along with the work he has done advocating for children in Washington is to be commended," said UNM head coach Danny Gonzales. "Teton is a model student-athlete. Despite post graduate obligations and performing at a nationally recognized level, Teton during the season was still actively involved in many of the causes that are close to him despite being in the football bubble during this tumultuous season."

Gonzales added, "He is a special student-athlete and I'm glad I have been able to coach him and I'm glad he is a great Lobo for life."

Said New Mexico Director of Athletics Eddie Nuñez, "What a tremendous honor for Teton to be receiving the Wuerffel Trophy. What he has done by serving others off the field, in his community as well as in New Mexico, through his leadership, his impact and his humility is a true example of being a servant leader. We are so proud for Teton for always representing the Lobos with integrity on and off the field!"

Saltes graduated with a degree in political science and Native American studies, and he will spend his senior season with UNM while enrolled in Law School. After suffering a season ending injury in 2017, he gave a live sideline interview with ESPN2's Molly McGrath about his community service work and what he is hoping to accomplish, using football to further several causes. He stated back then as a freshman that he needed to go to law school because to affect change, you must change law, and that would be the best way to do it.

He continually gives back to his communities in New Mexico and South Dakota. In South Dakota, he works with the Oglala Sioux Tribe Sweetgrass Project which works in Suicide Awareness and Suicide Prevention. He is trained and has volunteered to work the Suicide Prevention Hotline as Peer Mentor and has goes to schools to speak on Suicide Awareness and Prevention on the Pine Ridge Indian Reservation and other Indian Reservations within South Dakota.

Saltes has also volunteered with Oglala Lakota Schools by speaking with school aged children on the struggles they face in life on the reservation and on bullying and how it effects as kids and tools to cope with bullying.

He is actively involved in his community through the BEAR Program (Be Excited About Reading). He also serves as a Peer Mentor and works with youth in the summer, on school breaks and through an online program in improving reading skills. In the BEAR Program children perform live theatrical skits with props and costumes to address bullying, suicide and home life issues. He works closely with suicide providers teaching life skills and providing support, having completed ASSIST Training through the program.

Through the BEAR Program Saltes also helped to conduct winter coat and clothing drives in which he supported and assisted from UNM, and even from Las Vegas when Lobo football moved there for the 2020 season. Teton also helps support the community on the Pine Ridge Indian Reservation by collecting food for the Food Bank, operating out of the community center for families in need.

Saltes has also contributed in New Mexico, serving as the keynote speaker in Santa Fe, speaking about the importance of being involved in your community and completing your education. He serves as a student ambassador for the Save the Children Action network and in the spring, he was excused from a week of practice to attend lobbying activities in Washington D.C. to promote early education which involved working closely with our U.S. Congressional Reps in developing policy.

He initiated meetings with "Save the Children Action Network" to promote working closely with many of the Native American Communities on the reservations throughout the United States. Saltes has been reviewing potential legislation and initiatives that would fit into the scope of "Save the Children" organization.

"Teton is an exceptional Student Ambassador for Save the Children Action Network (SCAN), always looking for new and better ways to serve his community, particularly children," said Lacey Daniell-Miller, SCAN State Manager for New Mexico. "From organizing book drives for local kids to speaking with lawmakers about the need for more early education funding to drawing attention to the needs of Native American children, Teton has made a significant difference in the lives of countless New Mexicans and brought a new, much-needed perspective on issues affecting New Mexico's kids. All of us at SCAN are thrilled to see Teton recognized for his work and look forward to all he will continue to undoubtedly accomplish in the future."



## Individual Rushing:

## AVERAGE PER RUSH

Game	Avg.	Player	Year
25.2	James Wright vs. Air Force	9/19/2009	
(5 carries for 126 yards)			
Season	9.50	Jhurrell Pressley (114-1083)	2014
Career	6.92	Jhurrell Pressley (394-2,725)	2012-15

## TOUCHDOWNS

Game	TDs	Player	Year
5	Reginal Johnson vs. Tulsa	11/2/1996	
5	Richard McQuarley vs. Air Force	9/30/2017	
4	Chuck Hill vs. Northern Arizona	9/23/1950	
4	Rocky Long vs. Utah	11/6/1971	
4	Willie Turrel vs. Utah	11/9/1985	
4	Stoney Case vs. Idaho State	11/6/1993	
4	DonTrell Moore vs. Texas State	8/30/2003	
4	Rodney Ferguson vs. Sacramento St.	9/22/2007	
4	Kasey Carrier vs. Texas State	10/6/2012	
4	Kasey Carrier vs. UTEP	9/7/2013	
4	Ahmari Davis at New Mexico St.	9/15/2018	
Season	19	DonTrell Moore	2003
Career	51	DonTrell Moore	2002-05

## 100-YARD GAMES

Season	No.	Player	Year
9	DonTrell Moore	2003	
Career	26	DonTrell Moore	2002-05
Consecutive	6	Mike Williams	1976-77
	5	DonTrell Moore	2003
	5	Rodney Ferguson	2006-07

## YARDS BY CLASS

	Yds.	Player	Year
Freshman	1,134	DonTrell Moore	2002
Sophomore	1,450	DonTrell Moore	2003
Junior	1,469	Kasey Carrier	2012
Senior	1,298	DonTrell Moore	2005

## SINGLE GAME ATTEMPTS

	Att.	Player	Year
1.	47	Mike Williams vs. UTEP	11/5/1977
2.	41	Reginal Johnson vs. Tulsa	11/2/1996
	41	Rodney Ferguson vs. Air Force	10/25/2007
	41	Kasey Carrier vs. UTEP	9/7/2013
5.	40	Willie Turrel vs. Utah	11/9/1985
6.	39	Kasey Carrier vs. Air Force	10/20/2012
7.	38	Sam Scarber vs. Kansas	10/4/1969
8.	37	Mike Williams vs. Hawai'i	9/10/1977
9.	36	DonTrell Moore vs. Air Force	11/15/2003
	36	DonTrell Moore vs. Wyoming	10/15/2005
	36	DonTrell Moore vs. San Diego St.	10/22/2005

## SINGLE GAME YARDS

	Yds.	Player	Year
1.	338	Kasey Carrier vs. Air Force	10/20/2012
2.	291	Kasey Carrier vs. UTEP	9/7/2013
3.	265	Quincy Wright vs. Weber State	8/31/2002
4.	242	DonTrell Moore vs. Colorado St.	11/7/2003
5.	236	Mike Williams vs. UTEP	11/5/1977
6.	232	Reginal Johnson vs. Tulsa	11/2/1996
7.	218	David Bookert vs. Wyoming	10/26/1968
	218	Fred Henry vs. Utah	11/6/1971
9.	217	Teriyon Gipson vs. Wyoming	11/26/2016
10.	210	Rodney Ferguson vs. San Diego St.	11/25/2006
11.	208	Fred Henry vs. Utah	9/26/1970
12.	206	Mike Williams vs. Utah	11/6/1976
13.	205	Teriyon Gipson vs. Boise State	11/8/2014
14.	200	Ahmari Davis vs. Hawai'i	10/26/2019
15.	196	Jimmy Sayers vs. Wyoming	10/4/1980
16.	193	Bryson Carroll vs. Colorado St.	10/11/2019
17.	192	Kasey Carrier vs. UNLV	9/28/2013
18.	191	Willie Turrel vs. Utah	11/9/1985
	191	Kasey Carrier vs. Texas State	10/6/2012
20.	188	Don Woods vs. New Mexico St.	9/15/1973
	188	DonTrell Moore vs. Air Force	11/15/2003

## SEASON ATTEMPTS

	Att.	Player	Year
1.	292	Rodney Ferguson	2007
2.	276	DonTrell Moore	2003
3.	275	DonTrell Moore	2005
4.	265	Mike Williams	1977
5.	258	Mike Williams	1976
6.	255	Kasey Carrier	2012
7.	252	Rodney Ferguson	2006
8.	245	Winslow Oliver	1992
	245	DonTrell Moore	2002
10.	232	DonTrell Moore	2004

## SEASON YARDS

	Yds.	Player	Year
1.	1,469	Kasey Carrier	2012
2.	1,450	DonTrell Moore	2003
3.	1,298	DonTrell Moore	2005
4.	1,269	Teriyon Gipson	2016
5.	1,240	Mike Williams	1976
6.	1,234	Rodney Ferguson	2006
7.	1,177	Rodney Ferguson	2007
8.	1,134	DonTrell Moore	2002
9.	1,129	Fred Henry	1971
10.	1,122	Kasey Carrier	2013
11.	1,105	Rodney Ferguson	2008
12.	1,097	Tyrone Owens	2016
13.	1,096	Mike Williams	1977
14.	1,091	DonTrell Moore	2004
15.	1,083	Jhurrell Pressley	2014
16.	1,064	Willie Turrel	1984
17.	1,063	Winslow Oliver	1992
18.	1,023	Kevin Burgess	1986
19.	1,015	Mike Williams	1978
20.	1,008	Lennox Gordon	1996

## SEASON TOUCHDOWNS

	TDs	Player	Year
1.	19	DonTrell Moore	2003
2.	18	Richard McQuarley	2016
3.	15	Kasey Carrier	2012
4.	14	Stoney Case	1993
	14	DonTrell Moore	2005
6.	13	Teriyon Gipson	2016
	13	Sam Scarber	1970
	13	Rocky Long	1971
	13	DonTrell Moore	2002
	13	Rodney Ferguson	2007
	13	Rodney Ferguson	2008

## CAREER ATTEMPTS

	Att.	Player	Years
1.	1,028	DonTrell Moore	2002-05
2.	857	Mike Williams	1975-78
3.	778	Rodney Ferguson	2004-08
4.	691	Winslow Oliver	1992-95
5.	609	Kasey Carrier	2009-13
6.	486	Tyrone Owens	2015-18
7.	479	Teriyon Gipson	2013-16
8.	475	Dave Bookert	1967-69
9.	469	Rocky Long	1969-71
10.	466	Mike Carter	1978-82

## CAREER YARDS

	Yds.	Player	Years
1.	4,973	DonTrell Moore	2002-05
2.	3,862	Mike Williams	1975-78
3.	3,564	Rodney Ferguson	2004-08
4.	3,332	Winslow Oliver	1992-95
5.	3,233	Kasey Carrier	2009-13
6.	3,164	Teriyon Gipson	2013-16
7.	2,935	Fred Henry	1970-72
8.	2,725	Jhurrell Pressley	2012-15
9.	2,672	Tyrone Owens	2015-18
10.	2,520	Willie Turrel	1982-85
11.	2,503	Lamar Jordan	2014-17
12.	2,364	Mike Carter	1978-82
13.	2,131	Lennox Gordon	1995-98
14.	2,090	Jarrod Baxter	1998-01
15.	2,071	Rocky Long	1969-71
16.	2,030	Jimmy Sayers	1977-80
17.	2,001	Don Perkins	1957-59
18.	1,971	Dave Bookert	1967-69
19.	1,937	Bobby Santiago	1960-62
20.	1,859	Cole Gautsche	2012-14, 16
21.	1,840	Rich Diller	1971-73
22.	1,833	Holmon Wiggins	1998-01
23.	1,667	David Osborn	1979-82
24.	1,663	Michael Johnson	1980-83
25.	1,605	Crusoe Gongbay	2011-14

## CAREER TOUCHDOWNS

	TDs	Player	Years
1.	51	DonTrell Moore	2002-04
2.	35	Jhurrell Pressley	2012-15
3.	34	Rodney Ferguson	2004-08
4.	32	Teriyon Gipson	2013-16
5.	31	Richard McQuarley	2015-17
	31	Stoney Case	1991-94
7.	29	Willie Turrel	1982-85
8.	27	Mike Williams	1975-78
9.	26	Kasey Carrier	2009-13

## RUN FROM SCRIMMAGE

	Yds.	Player	Year
1.	91	Bobby Santiago vs. Colorado State	1962
2.	85	Don Perkins vs. Arizona	1957
	85	David Osborn vs. No. Texas State	1982
4.	84	Teriyon Gipson vs. South Dakota	2016
	84	James Wright vs. Air Force	2009
6.	83	Tyrone Owens vs. ULM	2016
7.	82	Winslow Oliver vs. No. Arizona	1995
	82	Mike Carter vs. UTEP (no TD)	1981
	82	Don Rumley vs. E. New Mexico	1945
	82	Bryan Brock vs. UTEP	1947
11.	80	Bucky Brandenburg vs. Arizona State	1950
	80	Stan Quintana vs. Colorado State	1964
	80	Winslow Oliver vs. Air Force	1992
	80	Kole McKamey vs. Wyoming	2004
	80	Jhurrell Pressley vs. Fresno State	2013

## YEAR-BY-YEAR LEADERS

Year	Player	Att.	Yards	Avg.
1946	Lou Cullen	56	287	5.1
1947	Rudy Krall	124	513	4.1
1948	Rudy Krall	164	756	4.6
1949	Bob Cooke	78	272	3.5
1950	Chuck Hill	65	346	5.3
1951	Chuck Hill	105	394	3.8
1952	Bobby Arnett	109	360	3.3
1953	Bobby Lee	110	624	5.7
1954	A. L. Terpening	79	227	3.5
1955	Jerry Apodaca	64	224	3.5
1956	Phil Spear	123	625	5.0
1957	Don Perkins	112	744	6.6
1958	Don Perkins	112	621	5.5
1959	Billy Brown	95	740	7.8
1960	Bobby Santiago	98	596	6.0
1961	Bobby Santiago	98	535	5.5
1962	Bobby Santiago	151	806	5.3
1963	Bucky Stallings	126	553	4.4
1964	Joe Harris	152	582	3.7
1965	Carl Jackson	166	665	4.0
1966	Carl Jackson	105	348	3.3
1967	David Bookert	148	671	4.5
1968	David Bookert	209	872	4.2
1969	Sam Scarber	162	534	3.3
1970	Sam Scarber	184	961	5.2
1971	Fred Henry	176	1,129	6.4
1972	Fred Henry	164	977	5.9
1973	Don Woods	220	971	4.4
1974	Floyd Perry	103	294	2.8
1975	Mike Williams	121	511	4.2
1976	Mike Williams	258	1,240	4.8
1977	Mike Williams	265	1,096	4.1
1978	Mike Williams	213	1,015	4.8
1979	Jimmy Sayers	145	696	4.8
1980	Jimmy Sayers	166	691	4.2
1981	Mike Carter	158	595	3.8
1982	Mike Carter	107	722	6.7
1983	Michael Johnson	143	739	5.2
1984	Willie Turrel	190	1,064	5.6
1985	Willie Turrel	181	800	4.4
1986	Kevin Burgess	181	1,023	5.7
1987	Shane Hall	83	315	3.8
1988	Andre Wooten	160	801	5.0
1989	Dion Morrow	148	664	4.5
1990	Aaron Givens	128	546	4.3
1991	Marc Wilson	73	245	3.4
1992	Winslow Oliver	245	1,063	4.3
1993	Winslow Oliver	146	648	4.4
1994	Eric Young	128	732	5.7
1995	Winslow Oliver	162	915	5.6
1996	Lennox Gordon	196	1,008	5.1
1997	Graham Leigh	135	528	3.9
1998	Lennox Gordon	130	571	4.4
1999	Holmon Wiggins	138	601	4.4
2000	Holmon Wiggins	180	727	4.0
2001	Jarrod Baxter	203	907	4.5
2002	DonTrell Moore	245	1,134	4.6
2003	DonTrell Moore	276	1,450	5.3
2004	DonTrell Moore	232	1,091	4.7
2005	DonTrell Moore	275	1,298	4.7
2006	Rodney Ferguson	252	1,234	4.9
2007	Rodney Ferguson	292	1,177	4.0
2008	Rodney Ferguson	223	1,105	5.0
2009	Demond Dennis	78	427	5.5
2010	Kasey Carrier	104	373	3.6
2011	Crusoe Gongbay	108	500	4.6
2012	Kasey Carrier	255	1,469	5.8
2013	Kasey Carrier	189	1,122	5.9
2014	Jhurrell Pressley	114	1,083	9.5
2015	Jhurrell Pressley	147	907	6.2
2016	Teriyon Gipson	145	1,269	8.8
2017	Tyrone Owens	139	770	5.5
2018	Tyrone Owens	186	687	3.7
2019	Ahmari Davis	140	832	5.9
2020	Bobby Cole	97	548	5.6



## Team:

## ATTEMPTS

	Att.	Year
Game	90 vs. UTEP	11/13/1971
Season	747 by 1971 team	

## YARDS

	Yds.	Year
Game	585 vs. New Mexico State	10/23/1982
Season	4,550 by 2016 team	

## AVERAGE

	Avg.	Year
Game	10.3 vs. Boise State (49-505)	11/8/2014
Season	6.61 by 2016 team (688-4,550)	
Per Game Avg.		
Season	384.5 by 1971 team	

## TOUCHDOWNS

	TDs	Year
Game	8 vs. Mississippi Valley State	9/5/2015
	8 vs. San Diego State	10/18/2008
	8 vs. New Mexico State	10/23/1982
	8 vs. UTEP	10/21/1972
	8 vs. Utah	11/6/1971
Season	48 by 2016 team	

## FIRST DOWNS

	No.	Year
Game	32 vs. Air Force	10/27/2001
Season	200 by 2016 team	

## SINGLE GAME

	Yds.	Opponent	Year
1.	585	New Mexico State	10/23/1982
2.	568	Wyoming	11/26/2016
3.	549	Northern Arizona	9/23/1950
4.	543	Utah	11/6/1971
5.	541	New Mexico State	10/5/2013
6.	522	UTEP	10/21/1972
7.	518	Utah	9/26/1970
	518	UTEP	11/13/1971
9.	505	Boise State	11/8/2014
10.	497	UNLV	9/28/2013

## BEST RUSHING TEAMS

	Year	Games	Yards	Yds./Game
1.	1971	11	4,229	384.5
2.	1970	10	3,501	350.1
3.	2016	13	4,550	350.0
4.	2014	12	3,725	310.4
5.	2013	12	3,706	308.8
6.	2012	13	3,917	301.3

## Individual Passing:

## ATTEMPTS

	Att.	Player	Year
Game	68	Jeremy Leach vs. Utah	11/11/1989
Season	511	Jeremy Leach	1989
Career	1,432	Jeremy Leach	1988-91

## COMPLETIONS

	Com.	Player	Year
Game	41	Jeremy Leach vs. Utah	11/11/1989
Season	282	Jeremy Leach	1989
Career	735	Jeremy Leach	1988-91

## INTERCEPTIONS

	No.	Player	Year
Game	5	Barry Garrison vs. New Mexico State	9/12/1987
	5	Barry Garrison vs. San Diego State	11/21/1987
	5	Casey Kelly vs. Air Force	10/27/2001
Season	26	Barry Garrison	1987
Career	62	Jeremy Leach	1988-91

## COMPLETION PERCENTAGE

	Pct.	Player	Year
Game	.800	Stan Quintana (8-10) vs. Hawai'i	11/20/1964
	.800	Stoney Case (8-10) vs. UTEP	11/20/1993
	.800	Rudy Caamano (8-10) vs. No. Ariz.	9/23/2000
Season	.623	Kole McKamey (144-231)	2005
Career	.616	Donald Sellers (278-451)	1995-96

## YARDS

	Yds.	Player	Year
Game	622	Jeremy Leach vs. Utah	11/11/1989
Season	3,573	Jeremy Leach	1989
Career	9,460	Stoney Case	1991-94

## TOUCHDOWNS

	TDs	Player	Year
Game	6	Stoney Case vs. BYU	9/24/1994
	4	Steve Myer vs. Arizona	10/25/1975
	4	Ned James vs. New Mexico State	10/25/1986
	4	Jeremy Leach vs. Utah	11/11/1989
	4	Stoney Case vs. New Mexico State	9/12/1992
	4	Stoney Case vs. New Mexico State	9/25/1993
	4	Stoney Case vs. Utah	10/9/1993
	4	Fred Schweer vs. UTEP	11/20/1993
	4	Donald Sellers vs. New Mexico State	9/23/1995
	4	Donald Sellers vs. No. Arizona	9/7/1996
	4	Graham Leigh vs. Tulsa	11/22/1997
	4	Graham Leigh vs. Utah State	9/12/1998
	4	Casey Kelly vs. Wyoming	11/30/2002
	4	Tevaka Tuioti vs. Incarnate Word	9/1/2018
	4	Sheriron Jones vs. Liberty	9/29/2018
	4	Sheriron Jones at UNLV	10/6/2018
Season	24	Graham Leigh	1997
Career	67	Stoney Case	1991-94

## PASSING EFFICIENCY

	Eff.	Player	Year
Season	153.6	Graham Leigh	1997
Career	144.0	Donald Sellers	1995-96

## SEASON COMPLETIONS

	Comp.	Player	Year
1.	282	Jeremy Leach	1989
2.	277	Barry Garrison	1987
3.	249	Donovan Porterie	2009
4.	244	Donovan Porterie	2007
5.	233	Stoney Case	1994
6.	198	Graham Leigh	1998
7.	190	Steve Myer	1975
8.	181	Casey Kelly	2002
9.	180	Jeremy Leach	1990
10.	177	Stoney Case	1993

## SEASON COMPLETION PERCENTAGE (125 COMPS.)

	Pct.	Player	Year
1.	.623	Kole McKamey (144-231)	2005
2.	.621	Donald Sellers (121-195)	1995
3.	.613	Donald Sellers (157-256)	1996
4.	.601	Graham Leigh (166-276)	1997
5.	.597	B.R. Holbrook (141-236)	2011
6.	.584	Donovan Porterie (244-418)	2007
7.	.582	Stoney Case (177-304)	1993
8.	.581	Ned James (125-215)	1986
9.	.576	Casey Kelly (181-314)	2002
10.	.576	Donovan Porterie (249-432)	2009

## SEASON YARDAGE

	Yds.	Player	Year
1.	3,573	Jeremy Leach	1989
2.	3,163	Barry Garrison	1987
3.	3,117	Stoney Case	1994
4.	3,006	Donovan Porterie	2007
5.	2,608	Graham Leigh	1998
6.	2,501	Steve Myer	1975
7.	2,490	Stoney Case	1993
8.	2,475	Billy Rucker	1985
9.	2,428	Jeremy Leach	1990
10.	2,411	Donovan Porterie	2009

## SEASON TOUCHDOWN PASSES

	TDs	Player	Year
1.	24	Graham Leigh	1997
2.	22	Jeremy Leach	1989
	22	Stoney Case	1994
4.	21	Steve Myer	1975
5.	18	Stoney Case	1992
	18	Graham Leigh	1998
7.	17	Barry Garrison	1987
	17	Stoney Case	1993
9.	15	David Osborn	1982
	15	Donovan Porterie	2007

## SEASON PASS EFFICIENCY (100 attempts)

	Eff.	Player	Year
1.	153.6	Graham Leigh	1997
2.	150.5	Donald Sellers	1995
3.	141.6	Ned James	1986
4.	140.2	Stoney Case	1993
5.	139.1	Donald Sellers	1996
6.	135.5	B.R. Holbrook	2011

7.	134.3	Kole McKamey	2005
8.	133.9	Buddy Funck	1984
9.	133.1	Cole Gautsche	2013
10.	132.9	Stoney Case	1994

## CAREER COMPLETIONS

	Com.	Player	Years
1.	735	Jeremy Leach	1988-91
2.	677	Stoney Case	1991-94
3.	614	Donovan Porterie	2006-09
4.	434	Casey Kelly	2000-03
5.	367	Graham Leigh	1996-98
6.	295	Steve Myer	1974-75
7.	293	Barry Garrison	1984-87
8.	285	B.R. Holbrook	2009-12
9.	279	Kole McKamey	2003-06
10.	278	Donald Sellers	1995-96

## CAREER COMPLETION PERCENTAGE (275 COMPS.)

	Pct.	Player	Years
1.	.616	Donald Sellers (278-451)	1995-96
2.	.580	Donovan Porterie (614-1,058)	2006-09
3.	.569	B.R. Holbrook (285-501)	2009-12
4.	.566	Barry Garrison (293-518)	1987
5.	.559	Graham Leigh (367-657)	1996-98
6.	.552	Kole McKamey (279-505)	2003-06
7.	.547	Stoney Case (677-1,237)	1991-94
8.	.537	Steve Myer (295-549)	1974-75
9.	.530	Casey Kelly (434-819)	2000-03

## CAREER YARDAGE

	Yds.	Player	Years
1.	9,460	Stoney Case	1991-94
2.	9,382	Jeremy Leach	1988-91
3.	6,756	Donovan Porterie	2006-09
4.	5,686	Casey Kelly	2000-03
5.	4,979	Graham Leigh	1996-98
6.	3,890	Billy Rucker	1983-86
7.	3,741	Donald Sellers	1995-96
8.	3,604	Steve Myer	1974-75
9.	3,364	Brad Wright	1977-80
10.	3,359	Kole McKamey	2003-06

## CAREER TOUCHDOWN PASSES

	TDs	Player	Years
1.	67	Stoney Case	1991-94
2.	49	Jeremy Leach	1988-91
3.	42	Graham Leigh	1996-98
4.	36	Casey Kelly	2000-03
5.	33	Donovan Porterie	2006-09
6.	28	Steve Myer	1974-75
7.	24	David Osborn	1979-82
8.	22	Noel Mazzone	1975-78
9.	21	Donald Sellers	1995-96
	21	Kole McKamey	2003-06

## CAREER PASS EFFICIENCY (200 attempts)

	Eff.	Player	Years
1.	144.0	Donald Sellers	1995-96
2.	132.6	Graham Leigh	1996-98
3.	130.6	Stoney Case	1991-94
4.	127.5	Ned James	1985-86
5.	124.9	Lamar Jordan	2014-17
6.	124.2	Billy Rucker	1983-86
7.	119.9	Buddy Funck	1982-84
8.	119.8	Tevaka Tuioti	2017-present
9.	118.7	Casey Kelly	2000-03
10.	117.6	Steve Myer	1974-75

## SINGLE GAME YARDAGE

	Yds.	Player	Year
1.	622	Jeremy Leach vs. Utah	11/11/1989
2.	490	Billy Rucker vs. San Diego State	9/27/1986
3.	458	Billy Rucker vs. Wyoming	11/16/1985
4.	452	Brad Wright vs. Texas Tech	10/14/1978
5.	427	Jeremy Leach vs. Hawai'i	9/14/1991
6.	408	Barry Garrison vs. Hawai'i	10/10/1987
	408	Casey Kelly vs. UNLV	11/1/2003
8.	406	Ned James vs. Wyoming	11/1/1986
9.	403	Stoney Case vs. TCU	9/10/1994
10.	393	Stoney Case vs. Air Force	11/2/1991
11.	390	Jeremy Leach vs. New Mexico State	9/10/1988
12.	385	Jeremy Leach vs. Akron	9/24/1988
13.	376	Jeremy Leach vs. San Diego State	11/4/1989
	376	Terry Stone vs. BYU	9/23/1967
15.	375	Stoney Case vs. BYU	9/24/1994
	375	Barry Garrison vs. Utah	9/5/1987
17.	370	Jeremy Leach vs. Tulsa	9/23/1989
18.	368	Barry Garrison vs. BYU	9/26/1987
19.	365	Jeremy Leach vs. Texas Tech	9/16/1989
20.	363	Stoney Case vs. Colorado State	10/1/1994



21.	359	Graham Leigh vs. San Diego State	10/17/1998
22.	358	Billy Rucker vs. New Mexico State	9/14/1985
23.	355	Tevaka Tuioti vs. New Mexico State	9/21/2019
24.	354	Donovan Porterie vs. Nevada	12/22/2007
25.	351	Donald Sellers vs. San Diego State	11/4/1995
	351	Stoney Case vs. BYU	10/26/1991
	351	Steve Myer vs. Arizona	10/25/1975

## LONGEST PASS PLAYS

No.	Player	Year
98	Al Owens from Barry Garrison vs. BYU	9/26/1987
92	Delane Hart-Johnson from Lamar Jordan vs. Arizona	12/19/2015
89	Emilio Vallez from Rick Beitler vs. Arizona	10/8/1966
88	Sam Scarber from Terry Stone vs. UTEP	9/21/1968
87	Martinez Williams from Graham Leigh vs. San Diego State	10/17/1998
86	Delane Hart-Johnson from Lamar Jordan vs. Utah State	11/7/2015
85	Dwight Counter from Casey Kelly vs. CSU	11/17/2001
84	Herb Bradford from Jim Cromartie vs. UTEP	10/7/1961
84	Tori Brown from Billy Rucker vs. NMSU	9/14/1985
84	Turhon O'Bannon from Stoney Case vs. TCU	9/11/1993
82	Eric Morgan from Jeremy Leach vs. Wyoming	10/28/1989
81	Delane Hart-Johnson from Austin Apodaca at Boise State	11/14/2015
81	Chris Hernandez from Brad Gruner vs. TCU	8/30/2008
80	W.B. Calland from Cecil Sapanski vs. Texas Tech	11/18/1944
80	Ricky Martin from Brad Wright vs. Texas Tech	10/14/1978
80	Keith Magee from Brad Wright vs. NMSU	9/27/1980
80	Dwight Counter from Casey Kelly vs. Utah	10/26/2002
80	Deon Long from B.R. Holbrook vs. UNLV	11/12/2011

## YEAR-BY-YEAR LEADERS

Year	Player	Comp.	Att.	Yds.	TDs
1946	Bryan Brock	11	27	326	3
1947	Bryan Brock	26	86	488	4
1948	Jerry McKown	20	51	342	3
1949	Herbie Hughes	14	33	176	3
1950	Milton Price	49	114	520	4
1951	Chuck Hill	31	60	359	2
1952	Bobby Arnett	13	37	195	1
1953	Bob Burns	10	24	127	1
1954	Jerry Lott	19	45	271	0
1955	Jerry Lott	34	74	422	2
1956	Jerry Lott	19	41	281	1
1957	Chuck Roberts	22	47	305	3
1958	Chuck Roberts	19	53	337	6
1959	George Friberg	26	68	361	3
1960	Jim Cromartie	30	57	343	4
1961	Jim Cromartie	28	60	533	4
1962	Jim Cromartie	12	33	245	1
1963	Stan Quintana	15	32	221	1
1964	Stan Quintana	45	86	794	3
1965	Stan Quintana	29	96	444	0
1966	Rick Beitler	67	162	763	4
1967	Terry Stone	160	336	1,946	9
1968	Terry Stone	58	147	769	4
1969	Rocky Long	61	125	865	4
1970	Rocky Long	48	115	649	2
1971	Rocky Long	54	105	876	4
1972	Bruce Boone	35	103	540	2
1973	Don Woods	52	124	869	5
1974	Steve Myer	105	196	1103	7
1975	Steve Myer	190	353	2,501	21
1976	Noel Mazzone	89	188	1,427	8
1977	Noel Mazzone	77	159	1,085	12
1978	Brad Wright	126	251	1,925	9
1979	Casey Miller	42	82	555	1
1980	Robin Gabriel	75	170	1,083	6
1981	Robin Gabriel	123	277	1,783	8
1982	David Osborn	105	216	1,609	15
1983	Buddy Funck	110	204	1,521	5
1984	Buddy Funck	52	106	922	8
1985	Billy Rucker	134	268	2,475	10
1986	Ned James	125	215	1,777	14
1987	Barry Garrison	277	489	3,163	17
1988	Jeremy Leach	165	323	1,986	10
1989	Jeremy Leach	282	511	3,573	22
1990	Jeremy Leach	180	380	2,428	12
1991	Stoney Case	103	216	1,564	10
1992	Stoney Case	164	308	2,289	18
1993	Stoney Case	177	304	2,490	17
1994	Stoney Case	233	409	3,117	22
1995	Donald Sellers	121	195	1,693	11
1996	Donald Sellers	157	256	2,048	10
1997	Graham Leigh	166	276	2,318	24
1998	Graham Leigh	198	276	2,608	18
1999	Sean Stein	141	272	1,584	11
2000	Rudy Caamano	107	192	1,270	11
2001	Casey Kelly	107	228	1,559	8
2002	Casey Kelly	181	314	1,904	14
2003	Casey Kelly	146	274	2,223	14
2004	Kole McKamey	103	210	1,272	6
2005	Kole McKamey	144	231	1,682	13

2006	Chris Nelson	112	216	1,435	12
2007	Donovan Porterie	244	418	3,006	15
2008	Brad Gruner	99	184	1,037	3
2009	Donovan Porterie	249	432	2,411	12
2010	B.R. Holbrook	63	119	619	2
2011	B.R. Holbrook	141	236	1,490	4
2012	B.R. Holbrook	62	112	647	2
2013	Clayton Mitchem	48	81	661	1
2014	Lamar Jordan	59	112	895	6
2015	Lamar Jordan	61	118	1,045	5
2016	Lamar Jordan	49	75	681	6
2017	Tevaka Tuioti	57	118	705	4
2018	Sheriron Jones	102	187	1,417	13
2019	Tevaka Tuioti	102	195	1,460	7
2020	Trae Hall	53	101	518	0

## Team Passing:

YARDS	Yds.	Player	Year
Game	622	vs. Utah	11/11/1989
Season	3,732	by 1989 team	

COMPLETIONS	No.	Player	Year
Game	41	vs. Utah	11/11/1989
Season	290	by 1989 team	

ATTEMPTS	No.	Player	Year
Game	68	vs. Utah	11/11/1989
Season	532	by 1989 team	

TOUCHDOWN PASSES	No.	Player	Year
Game	6	vs. BYU	9/24/1994
Season	24	by 1997 team	

INTERCEPTIONS BY UNM	No.	Player	Year
Game	7	vs. UTEP	10/21/1950
	7	vs. West Texas State	10/14/1950
	7	vs. Arizona	10/10/1953
Season	32	by 1946 team	

COMPLETION PERCENTAGE (15 ATTEMPTS)	Pct.	Player	Year
Game	.800	vs. Northern Arizona (12-15)	9/23/2000
Season	.606	by 1996 team (160-264)	

AVERAGE YARDS/GAME	Yds.	Player	Year
Season	311.0	by 1989 team	

FIRST DOWNS	No.	Player	Year
Game	25	vs. Utah	11/11/1989
Season	162	by 1989 team	

SINGLE GAME	Yds.	Opponent	Year
1.	622	Utah	11/11/1989
2.	490	San Diego State	9/27/1986
3.	458	Wyoming	11/16/1985
4.	452	Texas Tech	10/14/1978
5.	429	UNLV	11/1/2003
6.	427	Hawai'i	9/14/1991
7.	408	Hawai'i	10/10/1987
8.	406	Wyoming	11/1/1986
9.	403	TCU	9/10/1994
10.	401	UTEP	10/27/1967

BEST PASSING TEAMS	Year	Games	Yards	Yds/Game
1.	1989	12	3,732	311.0
2.	1991	12	3,584	298.7
3.	1985	11	3,245	295.0
4.	1987	11	3,230	293.6
5.	1990	12	3,221	268.4

## Individual Total Offense:

PLAYS	Tot.	Player	Year
Game	77	Stoney Case vs. TCU (15 rush, 62 pass)	9/10/1994
Season	590	Jeremy Leach (79 rush, 511 pass)	1989
Career	1,695	Jeremy Leach, (263 rush, 1,432 pass)	1988-91

YARDS	Yds.	Player	Year
Game	594	Jeremy Leach vs. Utah (-28 rush, 622 pass)	11/11/1989
Season	3,649	Stoney Case, (532 rush, 3,117 pass)	1994
Career	10,651	Stoney Case, (1,191 rush, 9,640 pass)	1991-94

AVERAGE	Avg.	Player	Year
Game	13.56	Lamar Jordan vs. Wyoming (16 plays for 217 yards)	11/29/2014
Season	7.3	Stan Quintana (169 plays for 1,249 yards)	1964
Career	6.6	Donald Sellers (754 plays for 4,992 yards)	1995-96

SINGLE GAME	Yds.	Player	Year
1.	594	Jeremy Leach vs. Utah	11/11/1989
2.	514	Ned James vs. Wyoming	11/1/1986
3.	501	Billy Rucker vs. San Diego State	9/27/1986
4.	487	Billy Rucker vs. Wyoming	11/16/1985
5.	464	Stoney Case vs. TCU	10/10/1994
6.	440	Brad Wright vs. Texas Tech	10/14/1978
7.	414	Tevaka Tuioti vs. New Mexico St.	9/21/2019
8.	413	Stoney Case vs. Colorado State	10/1/1994
9.	410	Casey Kelly vs. UNLV	11/1/2003
10.	404	Jeremy Leach vs. Hawai'i	9/14/1991

SEASON TOTAL OFFENSE	Yds.	Player	Year
1.	3,649	Stoney Case	1994
2.	3,363	Jeremy Leach	1989
3.	3,065	Barry Garrison	1987
4.	2,972	Donovan Porterie	2007
5.	2,904	Graham Leigh	1998
6.	2,857	Billy Rucker	1985
7.	2,846	Graham Leigh	1997
8.	2,819	Stoney Case	1993
9.	2,805	Donald Sellers	1996
10.	2,559	Stoney Case	1992

CAREER TOTAL OFFENSE	Yds.	Player	Years
1.	10,651	Stoney Case	1991-94
2.	8,623	Jeremy Leach	1988-91
3.	6,715	Donovan Porterie	2006-09
4.	6,285	Casey Kelly	2000-03
5.	5,847	Graham Leigh	1996-98
6.	4,992	Donald Sellers	1995-96
7.	4,489	Billy Rucker	1983-86
8.	4,461	Rocky Long	1969-71
9.	4,404	David Osborn	1979-82
10.	4,199	Kole McKamey	2003-05

MOST WINS - STARTING QUARTERBACK - CAREER	QB	Wins	Years
1.	Casey Kelly	19	2000-03
2.	Jim Cromartie	18	1960-62
3.	Lamar Jordan	16	2014-17
	Rocky Long	16	1969-71
	Stan Quintana	16	1963-65
6.	Stoney Case	15	1991-94
7.	David Osborn	14	1979-82
	Donovan Porterie	14	2006-09
9.	Kole McKamey	13	2003-06
10.	Graham Leigh	12	1996-98

TOUCHDOWNS RESPONSIBLE - SEASON	Player	Pass	Rush	Total	Year
1.	Stoney Case	22	11	33	1994
2.	Graham Leigh	24	8	32	1997
3.	Stoney Case	17	14	31	1993
4.	Jeremy Leach	22	2	24	1989
5.	Steve Meyer	21	2	23	1975

TOUCHDOWNS RESPONSIBLE - CAREER	Player	Pass	Rush	Total	Years
1.	Stoney Case	67	31	98	1991-94
2.	Jeremy Leach	49	4	53	1988-91
	Graham Leigh	42	11	53	1996-98
4.	DonTrell Moore	0	51	51	2002-05
5.	Casey Kelly	36	9	45	2000-03
6.	Donald Sellers	21	18	39	1995-96
7.	Lamar Jordan	20	17	37	2014-17
	David Osborn	24	13	37	1979-82



YEAR-BY-YEAR LEADERS

Year	Player	Plays	Rush	Pass	Total
1946	Bryan Brock	61	-3	326	323
1947	Bryan Brock	133	238	488	726
1948	Rudy Krall	165	756	0	756
1949	Jerry McKown	90	184	164	348
1950	Milton Price	165	86	520	606
1951	Chuck Hill	165	394	359	753
1952	Bobby Arnett	146	360	195	555
1953	Bobby Lee	147	624	124	748
1954	Jerry Lott	81	101	271	372
1955	Jerry Lott	167	77	422	499
1956	Phil Spear	123	625	0	625
1957	Don Perkins	117	744	23	767
1958	Don Perkins	121	621	161	782
1959	Billy Brown	95	740	0	740
1960	Jim Cromartie	116	299	343	642
1961	Jim Cromartie	146	168	533	701
1962	Bobby Santiago	159	806	93	899
1963	Bucky Stallings	127	553	0	553
1964	Stan Quintana	169	455	794	1,249
1965	Stan Quintana	197	496	444	940
1966	Rick Beitler	253	-21	763	742
1967	Terry Stone	406	-415	1,946	1,531
1968	David Bookert	211	872	0	872
1969	Rocky Long	276	450	865	1,315
1970	Rocky Long	273	674	649	1,323
1971	Rocky Long	265	947	876	1,823
1972	Fred Henry	166	977	9	986
1973	Don Woods	344	971	869	1,840
1974	Steve Myer	240	13	1,103	1,116
1975	Steve Myer	400	-132	2,501	2,369
1976	Noel Mazzone	376	617	1,427	2,044
1977	Noel Mazzone	326	537	185	1,622
1978	Brad Wright	423	478	1,925	2,403
1979	Jimmy Sayers	145	696	0	696
1980	Brad Wright	231	120	1,068	1,188
1981	Robin Gabriel	368	-84	1,783	1,699
1982	David Osborn	357	539	1,609	2,148
1983	Buddy Funck	398	633	1,521	2,154
1984	Buddy Funck	247	526	922	1,448
1985	Billy Rucker	432	382	2,475	2,857
1986	Ned James	365	527	1,777	2,304
1987	Barry Garrison	549	-98	3,163	3,065
1988	Jeremy Leach	411	-220	1,986	1,766
1989	Jeremy Leach	590	-210	3,573	3,363
1990	Jeremy Leach	436	-204	2,428	2,224
1991	Stoney Case	272	60	1,564	1,624
1992	Stoney Case	422	270	2,289	2,559
1993	Stoney Case	430	329	2,490	2,819
1994	Stoney Case	549	532	3,117	3,649
1995	Donald Sellers	329	494	1,693	2,187
1996	Donald Sellers	425	757	2,048	2,805
1997	Graham Leigh	411	528	2,318	2,846
1998	Graham Leigh	487	296	2,608	2,904
1999	Sean Stein	340	0	1,584	1,584
2000	Rudy Caamano	301	86	1,270	1,356
2001	Casey Kelly	298	143	1,559	1,702
2002	Casey Kelly	430	225	1,904	2,129
2003	Casey Kelly	384	231	2,223	2,454
2004	Kole McKamey	338	416	1,272	1,688
2005	Kole McKamey	350	429	1,682	2,111
2006	Chris Nelson	256	-62	1,435	1,373
2007	Donovan Porterie	476	-34	3,006	2,972
2008	Brad Gruner	260	331	1,037	1,368
2009	Donovan Porterie	518	-33	2,411	2,378
2010	Stump Godfrey	204	287	553	840
2011	B.R. Holbrook	296	93	1,490	1,583
2012	Kasey Carrier	255	1,469	0	1,469
2013	Cole Gautsche	196	777	639	1,416
2014	Lamar Jordan	232	612	895	1,507
2015	Lamar Jordan	265	807	1,045	1,852
2016	Lamar Jordan	189	739	681	1,420
2017	Lamar Jordan	171	345	604	949
2018	Sheriron Jones	266	286	1,417	1,703
2019	Tevaka Tuioti	247	262	1,460	1,722

100 YARDS RUSHING/100 YARDS PASSING  
IN A GAME (13 players/26 times)

Player	Rush	Pass	Opponent	Year
Rocky Long	159	131	Arizona	10/25/1969
Rocky Long	110	115	BYU	10/1/1971
Don Woods	100	134	Utah	11/10/1973
Don Woods	148	128	Colorado State	11/24/1973
Noel Mazzone	110	124	UTEP	9/18/1976
Noel Mazzone	123	139	Arizona	11/12/1977
David Osborn	112	143	Air Force	10/2/1982
David Osborn	125	128	North Texas	10/30/1982
Buddy Funck	130	112	New Mexico State	9/8/1984
Buddy Funck	116	148	Texas Tech	9/22/1984
Billy Rucker	113	277	UTEP	11/2/1985

Billy Rucker	106	307	San Diego State	11/23/1985
Ned James	118	406	Wyoming	11/1/1986
Stoney Case	112	121	Idaho State	11/6/1993
Stoney Case	114	199	Fresno State	10/29/1994
Donald Sellers	102	232	Central Florida	9/14/1996
Donald Sellers	126	144	Rice	10/5/1996
Graham Leigh	102	171	BYU	11/15/1997
Kole McKamey	138	207	Navy	12/30/2004
Kole McKamey	152	172	New Mexico State	9/17/2005
Kole McKamey	103	218	BYU	10/8/2005
Cole Gautsche	149	155	Wyoming	11/10/2012
Cole Gautsche	113	156	at Wyoming	10/12/2013
Lamar Jordan	107	147	at Wyoming	9/26/2015
Lamar Jordan	135	110	Arizona	12/19/2015
Lamar Jordan	176	122	Wyoming	11/26/2016
Coltin Gerhart	156	108	at Tulsa	9/23/2017
Sheriron Jones	104	127	at San Jose State	10/4/2019

Team Total Offense:

PLAYS	Tot.	Year
Game	106 vs. Utah	11/11/1989
Season	977 by 1980 team	

YARDS	Tot.	Year
Game	691 vs. Utah	11/11/1989
Season	5,939 by 2016 team	

AVERAGE	Avg.	Year
Game	13.53 vs. Wyoming	11/26/2016
Season	(51 plays, 690 yards) 6.85 by 2016 team (867 plays, 5,939 yards)	
Per Game, Season	472.0 by 1994 team	

FIRST DOWNS	FDs	Year
Game	37 vs. San Diego State	9/27/1986
Season	300 by 1994 team	

SINGLE GAME	Yds	Opponent	Year
1.	691	Utah	11/11/1989
2.	690	Wyoming	11/26/2016
	690	San Diego State	9/27/1986
4.	680	Incarinate Word	9/1/2018
5.	663	New Mexico State	9/8/1984
6.	658	Northern Arizona	9/23/1950
7.	654	New Mexico State	10/23/1982
8.	648	Utah	9/26/1970
9.	645	UTEP	10/31/1971
10.	633	Utah	10/25/2003
11.	630	Utah	11/9/1985
12.	628	New Mexico Highlands	9/29/1934
13.	622	ULM	10/22/2016
	622	Utah	11/6/1971
15.	620	Air Force	10/27/2001
16.	616	Wyoming	11/1/1986
	616	Northern Arizona	9/18/1999
18.	615	South Dakota	9/1/2016
19.	608	New Mexico State	10/5/2013

BEST TOTAL OFFENSE TEAMS (based on yards)

	Year	Games	Yards	Avg.
1.	2016	13	5,939	456.8
2.	1994	12	5,664	472.0
3.	1986	12	5,269	439.1
4.	2003	13	5,207	400.5
5.	1985	11	5,165	469.5
6.	1971	11	5,148	468.0
7.	2013	12	5,062	421.8
8.	2015	13	5,046	388.1

Individual Receiving:

RECEPTIONS	Rec.	Player	Year
Game	17	Emilio Vallez vs. UTEP	10/27/1967
Season	91	Marcus Smith	2007
Career	263	Terance Mathis	1985-87, '89
YARDS	Yds.	Player	Year
Game	257	Emilio Vallez vs. UTEP	10/27/1967
Season	1,315	Terance Mathis	1989
Career	4,254	Terance Mathis	1985-87, '89

TOUCHDOWNS

Game	TDs	Player	Year
	3	Ricky Martin vs. Utah	11/8/1980
	3	Terance Mathis vs. Colorado St.	11/15/1986
	3	Mike Henderson vs. BYU	10/29/1990
	3	Zack Wesley vs. BYU	9/24/1994
	3	Pascal Volz vs. Rice	10/18/1997
	3	Pascal Volz vs. TCU	11/1/1997
	3	Hank Baskett vs. Missouri	9/10/2005
	3	Marcus Smith vs. New Mexico St.	9/9/2006
	3	Deon Long vs. Sam Houston St.	9/24/2011
Season	13	Terance Mathis	1989
	13	Pascal Volz	1997
Career	36	Terance Mathis	1985-87, '89

CONSECUTIVE GAMES CATCHING A PASS

46, Carl Winston, 1990-93 (NCAA record at the time)

CONSECUTIVE 100-YARD GAMES

5, Terance Mathis, 1987

4, Pascal Volz, 1997

CONSECUTIVE GAMES, TD RECEPTION

7, Carl Winston, 1991

SINGLE GAME RECEPTIONS

	Rec.	Player	Year
1.	17	Emilio Vallez vs. UTEP	10/27/1967
2.	16	Terance Mathis vs. Utah	11/11/1989
3.	14	Terance Mathis vs. Arkansas	11/28/1987
	14	Shane Hall vs. Wyoming	11/7/1987
	14	Ace Hendricks vs. Utah	10/7/1967
6.	13	Ty Kirk vs. New Mexico State	10/1/2011
7.	12	Eric Morgan vs. New Mexico State	9/1/1990
	12	Kano Brown vs. San Diego State	11/4/1989
	12	Terance Mathis vs. San Diego St.	9/27/1986
10.	11	11 different times	

SINGLE GAME YARDAGE

	Yds.	Player	Year
1.	257	Emilio Vallez vs. UTEP	10/27/1967
2.	252	Terance Mathis vs. Utah	11/11/1989
3.	238	Terance Mathis vs. Wyoming	11/1/1986
4.	214	Terance Mathis vs. Arkansas	11/28/1987
5.	209	Hank Baskett vs. Missouri	9/10/2005
	209	Deon Long vs. Sam Houston State	9/24/2011
7.	195	Ace Hendricks vs. BYU	9/23/1967
8.	191	Terance Mathis vs. Utah	9/5/1987
9.	188	Terance Mathis vs. San Diego St.	9/27/1986
10.	187	Terance Mathis vs. Texas Tech	9/16/1989

SEASON RECEPTIONS

	Rec.	Player	Year
1.	91	Marcus Smith	2007
2.	88	Terance Mathis	1989
3.	80	Eric Morgan	1990
4.	76	Carl Winston	1991
	76	Travis Brown	2007
6.	73	Terance Mathis	1987
7.	69	Pascal Volz	1997
8.	67	Ace Hendricks	1967
	67	Hank Baskett	2005
10.	66	Shane Hall	1987

SEASON RECEPTION YARDAGE

	Yds.	Player	Year
1.	1,315	Terance Mathis	1989
2.	1,229	Pascal Volz	1997
3.	1,177	Carl Winston	1991
4.	1,132	Terance Mathis	1987
5.	1,125	Marcus Smith	2007
6.	1,094	Ace Hendricks	1967
7.	1,071	Hank Baskett	2005
8.	1,043	Eric Morgan	1990
9.	1,031	Travis Brown	2007
10.	962	Preston Dennard	1975

SEASON TOUCHDOWNS

	TDs	Player	Year
1.	13	Pascal Volz	1997
	13	Terance Mathis	1989
3.	10	Terance Mathis	1986
4.	9	Don Black	1958
	9	Mike Henderson	1990
	9	Hank Baskett	2005
	9	Marcus Smith	2006
8.	8	Terance Mathis	1987
	8	Ricky Martin	1980
10.	7	Carl Winston	1991
	7	Martinez Williams	1998



## CAREER RECEPTIONS

	Rec.	Player	Years
1.	263	Terance Mathis	1985-87, '89
2.	202	Carl Winston	1990-93
3.	182	Travis Brown	2004-07
4.	153	Marcus Smith	2004-07
5.	142	Preston Dennard	1974-77
6.	141	Mike Henderson	1987-90
7.	140	Hank Baskett	2002-05
8.	136	Eric Morgan	1989-90
9.	134	Ty Kirk	2009-12
10.	122	Dwight Counter	2000-03

## CAREER RECEPTION YARDAGE

	Yds.	Player	Years
1.	4,254	Terance Mathis	1985-87, '89
2.	2,972	Carl Winston	1990-93
3.	2,288	Hank Baskett	2002-05
4.	2,257	Preston Dennard	1974-77
5.	2,192	Travis Brown	2004-07
6.	2,101	Dwight Counter	2000-03
7.	2,073	Marcus Smith	2004-07
8.	1,927	Mike Henderson	1987-90
9.	1,806	Eric Morgan	1989-90
10.	1,798	Ricky Martin	1976-80
11.	1,690	Keith MaGee	1979-82
12.	1,508	Derwin Williams	1980-83
13.	1,480	Ty Kirk	2009-12
14.	1,425	Manley Woods	1990-94
15.	1,402	Martinez Williams	1996-99

## CAREER TOUCHDOWNS

	TDs	Player	Years
1.	36	Terance Mathis	1985-87, '89
2.	17	Hank Baskett	2002-05
3.	16	Ricky Martin	1977-80
	16	Preston Dennard	1974-77
5.	14	Carl Winston	1990-93
	14	Dwight Counter	2000-03
7.	13	Pascal Volz	1996-97
	13	Marcus Smith	2004-07
9.	12	Eric Morgan	1989-90
	12	Mike Henderson	1987-90
	12	Travis Brown	2004-07

## YEAR-BY-YEAR LEADERS

Year	Player	No.	Yds.	TD
1946	Lou Cullen	7	230	3
1947	Rudy Camunez	9	162	2
1948	Bill Speer	10	134	0
1949	Bill Speer	10	82	2
1950	Chuck Hill	19	321	2
1951	Dick Brett	26	276	3
1952	Dick Brett	15	205	2
1953	Ray Guerette	11	147	1
1954	Ray Guerette	8	136	2
1955	Dick Drake	14	174	0
1956	John Barefoot	6	156	3
1957	Don Perkins	10	162	0
1958	Don Black	14	303	9
1959	Don Perkins	8	226	3
1960	Bobby Santiago	11	187	1
1961	Larry Jasper	5	161	2
1962	George Heard	6	255	1
1963	Claude Ward	7	181	2
1964	Gary Plumlee	19	316	1
1965	Woody Dame	11	198	0
1966	Sherman Seiders	27	351	2
1967	Ace Hendricks	67	1,094	6
1968	Bob Fowler	26	265	0
1969	John Stewart	19	391	2
1970	Fred Henry	10	73	0
1971	Ken Smith	17	281	1
1972	Ken Smith	24	382	2
1973	Paul Labarrere	16	374	3
1974	Pete Robison	20	236	2
1975	Preston Dennard	59	962	6
1976	Preston Dennard	42	783	5
1977	Preston Dennard	26	341	4
1978	Ricky Martin	21	594	5
	Chris Combs	21	322	1
1979	Jimmy Sayers	19	145	0
1980	Ricky Martin	43	850	8
1981	Keith Magee	44	706	3
1982	Keith Magee	39	641	5
1983	Derwin Williams	37	677	5
1984	Kenneth Whitehead	34	713	4
1985	Terance Mathis	49	852	5
1986	Terance Mathis	53	955	10
1987	Terance Mathis	73	1,132	8
1988	Al Owens	49	774	5

1989	Terance Mathis	88	1,315	13
1990	Eric Morgan	80	1,043	6
1991	Carl Winston	76	1,177	7
1992	Carl Winston	34	389	1
1993	Carl Winston	50	766	4
1994	Gavin Pearlman	52	866	2
1995	Steve Pagador	33	492	2
1996	Larry Brown	38	518	0
1997	Pascal Volz	69	1,229	13
1998	Martinez Williams	49	760	7
1999	Martinez Williams	60	609	0
2000	Ted Iacenda	28	257	2
2001	Dwight Counter	43	774	4
2002	Dwight Counter	36	413	3
2003	Adrian Boyd	41	581	3
2004	Hank Baskett	54	908	3
2005	Hank Baskett	67	1,071	9
2006	Travis Brown	64	867	4
2007	Marcus Smith	91	1,125	4
2008	Bryant Williams	36	272	1
2009	Ty Kirk	36	427	2
2010	Ty Kirk	38	477	2
2011	Deon Long	47	809	4
	Ty Kirk	47	376	0
2012	Lamaar Thomas	15	165	1
2013	Jeric Magnant	19	294	1
	Marquis Bundy	19	261	2
2014	Jeric Magnant	16	184	1
2015	Dameon Gamblin	35	424	2
2016	Dameon Gamblin	23	254	3
2017	Jay Griffin IV	29	393	4
2018	Delane Hart-Johnson	33	507	5
2019	Jordan Kress	28	530	6
2020	Mannie Logan-Greene	30	277	0

## Individual Scoring:

## TOUCHDOWNS

Game			
5	Chuck Hill vs. Northern Arizona	9/23/1950	
5	Reginal Johnson vs. Tulsa	11/2/1996	
5	DonTrell Moore vs. Wyoming	11/30/2002	
5	Richard McQuarley vs. Air Force	9/30/2017	
Season			
21	DonTrell Moore	2003	
Career			
59	DonTrell Moore	2002-05	

## POINTS

Game			
32	Reginal Johnson vs. Tulsa	11/2/1996	
Season			
126	DonTrell Moore	2003	
Career			
356	DonTrell Moore	2002-05	

## EXTRA POINTS MADE

Game			
10	Eddie Beach vs. U. of Mexico	9/17/1960	
Season			
61	Jason Sanders	2016	
Career			
111	Jason Sanders	2014-17	
Consecutive			
82	Jason Sanders	2015-16	
76	Justus Adams	2012-13	
47	Joe Hartshorne	1970-71	

## EXTRA POINTS ATTEMPTED

Game			
10	Milton Price vs. Northern Arizona	9/23/1950	
10	Eddie Beach vs. U. of Mexico	9/17/1960	
Season			
62	Jason Sanders	2016	
Career			
112	Jason Sanders	2014-17	

## FIELD GOALS MADE

Game			
5	Bob Berg vs. Fresno State	9/13/1975	
5	Rick Walsh vs. New Mexico State	9/10/1988	
5	Colby Cason vs. SMU	10/4/1997	
Season			
29	John Sullivan	2007	
Career			
53	David Margolis	1989-92	
Consecutive			
18	John Sullivan	2007	

## SEASON FIELD GOALS MADE

FGs	Player	Year
1.	29 John Sullivan	2007
2.	21 Colby Cason	1997
3.	19 Kenny Byrd	2006
4.	18 Bob Berg	1974
	18 Bob Berg	1975
	18 James Aho	2008
7.	17 Vladimir Borombozin	2001
8.	15 David Margolis	1989
	15 Wes Zunker	2003

## CAREER FIELD GOALS MADE

FGs	Player	Year
1.	53 David Margolis	1989-92
2.	45 James Aho	2008-11
3.	41 Colby Cason	1995-97
	41 Bob Berg	1973-75
5.	33 Kenny Byrd	2002-06

6.	29 Wes Zunker	2001-04
	29 John Sullivan	2004-07
8.	27 Vladimir Borombozin	2000-01
9.	25 Jason Sanders	2014-17
	25 Pete Parks	1980-82

## CAREER FIELD GOAL ACCURACY

Pct.	Player (FGM-FGA)	Year
1.	82.9 John Sullivan (29-35)	2004-07
2.	81.8 Vladimir Borombozin (27-33)	2000-01
3.	80.5 Kenny Byrd (33-41)	2002-06
4.	76.0 Andrew Shelley (19-25)	2018-present
5.	75.0 Rick Walsh (18-24)	1987-88
6.	73.2 Bob Berg (41-56)	1973-75
7.	71.4 Jason Sanders (25-35)	2014-17
8.	70.7 Wes Zunker (29-41)	2001-04
9.	68.3 Colby Cason (41-60)	1995-97
10.	68.2 James Aho (45-66)	2008-11

## LONGEST FIELD GOALS

56	Rick Walsh vs. San Diego State	11/19/1988
53	Andrew Shelley at Utah State	10/27/2018
*53	Jason Sanders at Tulsa	9/23/2017
53	John Sullivan vs. Nevada	12/22/2007
53	Rick Walsh at Colorado State	10/24/1987
52	Andrew Shelley at Liberty	9/28/2019
52	Jason Sanders vs. UTSA	12/17/2016
52	Kenny Byrd vs. Missouri	9/16/2006
52	Jason Bloom vs. San Diego State	10/17/1998
52	Pete Parks vs. New Mexico State	10/23/1982
**52	Ray Guerette vs. Colorado State	11/13/1954
51	Jason Sanders vs. Colorado State	10/20/2017
51	Jason Sanders at Colorado State	11/17/2016
51	James Aho vs. Wyoming	11/6/2010
51	Wes Zunker vs. UTEP	9/1/2001
51	Jason Bloom vs. Hawai'i	10/24/1998
51	Jim Bibbo at Texas Tech	10/8/1983
50	Wes Zunker at Colorado State	10/30/2004
50	Jason Bloom at San Diego State	10/11/1997
50	Nathan Vail at Wyoming	11/12/1994
50	David Margolis at Texas Tech	9/16/1989
50	Rick Walsh at New Mexico State	9/10/1988
50	Alan Moore at UTEP	10/28/1978
50	Jack Abendschan at Kansas State	11/24/1964

\*longest walk-off FG in UNM history

\*\*officially a 42-yard FG but in 1954 NCAA didn't count the 10 yards in the end zone in the official distance.

## SEASON PAT

PATs	Player	Year
1.	61 Jason Sanders	2016
2.	49 Justus Adams	2013
3.	45 Pete Parks	1982
4.	43 Zack Rogers	2014
	43 Joe Hartshorne	1971
6.	42 Wes Zunker	2003
7.	40 Colby Cason	1997
	40 Justus Adams	2012
9.	39 Nathan Vail	1994
10.	37 Joe Hartshorne	1970

## CAREER PAT

PATs	Player	Years
1.	111 Jason Sanders	2014-17
2.	100 Colby Cason	1995-97
3.	99 Joe Hartshorne	1969-71
4.	91 Kenny Byrd	2002-06
5.	89 Justus Adams	2010-13
6.	85 David Margolis	1989-92
7.	84 Joe Bibbo	1983-86
8.	83 James Aho	2008-11
9.	80 Wes Zunker	2001-04
10.	72 Bob Berg	1973-75

## SEASON SCORING (Touchdowns)

TDs	Player	Year
1.	21 DonTrell Moore	2003
2.	18 Richard McQuarley	2016
3.	17 DonTrell Moore	2005
4.	16 Terance Mathis	1989
5.	15 DonTrell Moore	2002
	15 Kasey Carrier	2012
7.	14 Teriyon Gipson	2016
	14 Stoney Case	1993
	14 Willie Turrall	1985
	14 Rodney Ferguson	2007



## SEASON SCORING (Points)

	Pts.	Player	Year
1.	126	DonTrell Moore	2003
2.	117	John Sullivan	2007
3.	110	Richard McQuarley	2016
4.	104	DonTrell Moore	2005
5.	103	Colby Cason	1997
6.	98	Terance Mathis	1989
7.	97	Jason Sanders	2016
8.	90	Willie Tural	1985
9.	90	DonTrell Moore	2002
10.	90	Kasey Carrier	2012

## CAREER SCORING (Touchdowns)

	Tds	Player	Years
1.	59	DonTrell Moore	2002-05
2.	39	Terance Mathis	1985-87, '89
3.	37	Rodney Ferguson	2004-08
4.	36	Jhurell Pressley	2012-15
5.	34	Teriyon Gipson	2013-16
6.	31	Richard McQuarley	2014-17
7.	31	Stoney Case	1991-94
8.	31	Willie Tural	1982-85
9.	31	Mike Williams	1975-78
10.	27	Kasey Carrier	2009-13

## CAREER SCORING (Points)

	Pts.	Player	Years
1.	356	DonTrell Moore	2002-05
2.	244	David Margolis	1989-92
3.	238	Terance Mathis	1985-87, '89
4.	223	Colby Cason	1995-97
5.	222	Rodney Ferguson	2004-08
6.	218	Jhurell Pressley	2012-15
7.	218	James Aho	2008-11
8.	204	Teriyon Gipson	2013-16
9.	202	Bob Berg	1973-75
10.	192	Willie Tural	1982-85

## YEAR-BY-YEAR SCORING LEADERS

Year	Player	TD	PAT	FG	TP
1946	Lou Cullen	8	0-0	0-0	48
1947	Bryan Brock	5	0-0	0-0	30
	Rudy Krall	5	0-0	0-0	30
1948	Jerry McKown	4	10-15	0-0	34
1949	Bob Cooke	4	0-0	0-0	24
1950	Chuck Hill	8	3-7	0-0	51
1951	Chuck Hill	10	0-0	0-0	60
1952	Mike Prokopiak	0	13-15	4	25
1953	Bobby Lee	9	0-0	0-0	54
1954	Ray Guerette	2	15-20	1	30
1955	Jerry Apodaca	3	0-0	0-0	18
1956	Phil Spear	6	0-0	0-0	36
1957	Bob Crandall	4	0-0	0-0	24
1958	Don Black	9	2*	0-0	58
1959	Don Perkins	12	1*	0-0	74
1960	Jim Cromartie	7	1*	0-0	44
1961	Bobby Santiago	5	3-3	0-0	33
1962	Bobby Santiago	11	0-1	0-0	66
1963	Bucky Stallings	9	1*	0-0	56
1964	Claude Ward	7	0-0	0-0	42
1965	Carl Jackson	10	0-0	0-0	60
1966	Sherman Seiders	2	8-10	4-10	32
1967	Ace Hendricks	6	0-0	0-0	36
1968	David Bookert	11	0-0	0-0	66
1969	Joe Hartshorne	0	19-20	8-9	43
1970	Sam Scarber	13	0-0	0-0	78

1971	Rocky Long	13	1*	0-0	80
1972	Fred Henry	7	0-0	0-0	42
1973	Don Woods	11	0-0	0-0	66
1974	Bob Berg	0	14-17	18-24	68
1975	Bob Berg	0	29-31	18-26	83
1976	Mike Williams	11	0-0	0-0	66
1977	Jim Haynes	0	22-29	7-14	43
1978	Alan Moore	0	22-29	14-21	64
1979	Alan Moore	0	25-26	8-15	49
1980	Pete Parks	0	22-25	12-20	58
1981	Pete Parks	0	25-27	8-17	49
1982	Pete Parks	0	45-46	5-11	60
1983	Joe Bibbo	0	25-25	12-19	61
1984	Willie Tural	10	0-0	0-0	60
1985	Willie Tural	14	3*	0-0	90
1986	Kevin Burgess	12	1*	0-0	74
1987	Terance Mathis	8	1*	0-0	50
1988	Rick Walsh	0	13-14	11-14	46
1989	Terance Mathis	16	1*	0-0	98
1990	David Margolis	0	25-28	14-18	67
1991	David Margolis	0	17-20	11-23	50
1992	David Margolis	0	16-21	13-20	55
1993	Stoney Case	14	0-0	0-0	84
1994	Nathan Vail	0	39-43	12-18	75
1995	Colby Cason	0	25-28	11-18	58
1996	Colby Cason	0	35-37	9-12	62
	Donald Sellers	10	1*	0-0	62
1997	Colby Cason	0	40-45	21-30	103
1998	Martinez Williams	7	0-0	0-0	42
1999	David McKinney	0	27-29	5-14	42
	Brian Urlacher	7	0	0	42
2000	Vladimir Borombozin	0	21-25	10-15	51
2001	Vladimir Borombozin	0	31-32	17-18	82
2002	DonTrell Moore	15	0	0	90
2003	DonTrell Moore	21	0	0	126
2004	Wes Zunker	0	27-28	11-16	60
2005	DonTrell Moore	17	1*	0	104
2006	Kenny Byrd	0	31-31	19-23	88
2007	John Sullivan	0	30-31	29-35	117
2008	Rodney Ferguson	13	0-1	0	78
2009	James Aho	0	19-21	13-21	58
2010	James Aho	0	22-22	8-9	46
2011	James Aho	0	18-18	6-12	36
2012	Kasey Carrier	15	0-1	0	90
2013	Justus Adams	0	49-50	8-12	73
2014	Jhurell Pressley	12	1*	0	74
2015	Jhurell Pressley	11	0	0	66
2016	Richard McQuarley	18	1*	0	110
2017	Jason Sanders	0	28-28	10-15	58
2018	Andrew Shelley	0	34-39	7-8	55
2019	Andrew Shelley	0	25-30	12-16	61
2020	Bobby Cole	7	0-0	0-0	42

\* 2-pt. PAT

## Team Scoring:

## MOST POINTS

Game:	108 Northern Arizona	11/11/1916
Quarter:	38 Southern (2nd)	9/1/2012
Half:	49 San Diego State (1st)	10/18/2008

## HIGHEST PER GAME AVERAGE (Season)

Avg.	Games	Points	Year
36.69	13	477	2016
34.00	11	374	1982
33.42	12	401	1994

32.75	12	393	2013
32.50	12	390	1997
31.00	11	341	1971
30.45	11	335	1993
30.09	11	331	1996
30.07	13	391	2003

## MOST POINTS, BOTH TEAMS

113	New Mexico State 110, New Mexico 3	Las Cruces	11/24/1917
111	Fresno State 94, New Mexico 17	Fresno, Calif.	10/5/1991
109	Boise State 60, New Mexico 49	Albuquerque	11/8/2014
108	New Mexico 108, Northern Arizona 0	Albuquerque	11/11/1916
108	Colorado State 66, New Mexico 42	Albuquerque	11/16/2013
107	New Mexico 55, New Mexico State 52	Albuquerque	9/21/2019
107	Utah 58, New Mexico 49	Salt Lake City, Utah	11/9/1985
99	Air Force 73, New Mexico 26	Albuquerque	11/14/1987
98	UNLV 56, New Mexico 42	Albuquerque	9/28/2013
96	BYU 49, New Mexico 47	Provo, Utah	9/24/1994
96	New Mexico 57, Utah 39	Albuquerque	11/6/1971
95	Liberty 52, New Mexico 43	Albuquerque	9/29/2018
94	New Mexico 56, Air Force 38	Albuquerque	9/30/2017
92	New Mexico 62, Incarnate Word 30	Albuquerque	9/1/2018
91	New Mexico 56, Wyoming 35	Albuquerque	11/26/2016
91	Nevada-Las Vegas 49, New Mexico 42	Las Vegas, Nev.	9/12/1981
91	Arizona State 63, New Mexico 28	Tempe, Ariz.	11/2/1968

## LARGEST MARGIN OF VICTORY

Mgn.	Score	Opponent	Site	Year
108	108-0	Northern Arizona	Albuquerque	11/11/1916
78	78-0	Eastern New Mexico	Albuquerque	9/22/1945
78	78-0	Northern Arizona	Albuquerque	9/23/1950
75	82-7	New Mexico Highlands	Albuquerque	9/29/1923
71	77-6	University of Mexico	Albuquerque	9/17/1960
69	75-6	Montezuma College	Albuquerque	10/15/1923
69	76-7	New Mexico Highlands	Albuquerque	9/29/1934
67	67-0	UTEP	Albuquerque	11/6/1920
66	66-0	Mississippi Valley State	Albuquerque	9/5/2015
64	72-8	Texas State	Albuquerque	8/30/2003
63	70-7	San Diego State	Albuquerque	10/18/2008

## LARGEST MARGIN OF DEFEAT

Mgn.	Score	Opponent	Site	Year
107	110-3	New Mexico State	Las Cruces	11/24/1917
83	89-6	Second Army-Air Force	El Paso, Texas	10/14/1944
80	80-0	N.M. Military Institute	Roswell, N.M.	11/4/1910
77	94-17	Fresno State	Fresno, Calif.	10/5/1991
72	72-0	Oregon	Eugene, Ore.	9/4/2010
69	69-0	TCU	Ft. Worth, Texas	10/22/2011
65	65-0	BYU	Provo, Utah	10/29/1988
65	72-7	UNLV	Albuquerque	11/1/1980
63	63-0	Texas A&M	College Station, Texas	10/16/1926
63	75-12	UTEP	Albuquerque	10/27/1967
61	68-7	Kansas	Lawrence	10/5/1968

## MOST POINTS IN A ROAD GAME

Pts.	Opponent	Score	Year
57	UTEP	57-13	11/8/1919
56	New Mexico Highlands	56-0	11/19/1911
56	UTEP	56-7	10/21/1972
56	New Mexico State	56-31	10/22/1994
55	Montana	55-14	10/24/1959

## MOST POINTS IN A GAME

Pts.	Opponent	Site	Year
108	Northern Arizona	Albuquerque	11/11/1916
82	New Mexico Highlands	Albuquerque	9/29/1923
78	Eastern New Mexico	Albuquerque	9/22/1945

## LARGEST COMEBACKS (Since 1946)

Deficit	Opponent	Score	Qtr-Time	Final Score	Site (Date)
21	Utah	24-3	2nd-3:27	34-31	Albuquerque / Oct. 19, 2006
21	Texas-El Paso	21-0	2nd-14:29	37-21	El Paso / Nov. 23, 1974
18	Wyoming	21-3	2nd-:25	32-21	Laramie / Oct. 19, 1974
18	Utah	21-3	2nd-8:16	23-21	Albuquerque / Nov. 5, 1994
18	Utah	21-3	1st-2:22	34-28	Salt Lake City / Sept. 26, 1970
17	Wichita State	17-0	2nd-12:24	22-17	Albuquerque / Oct. 15, 1977
15	Utah State	21-6	3rd-12:35	24-21	Logan / Nov. 12, 2016
15	New Mexico State	29-14	3rd-11:40	38-29	Albuquerque / Oct. 3, 2015
15	Texas-El Paso	21-0	4th-13:29	25-21	Albuquerque / Nov. 19, 1994
15	Wyoming	15-6	3rd-:35	19-15	Laramie / Oct. 7, 1978
15	Colorado	15-0	2nd	17-15	Albuquerque / Nov. 12, 1949
14	Air Force	21-7	2nd	28-27	Denver / Nov. 21, 1959
14	Air Force	21-7	2nd-14:02	33-28	Albuquerque / Nov. 27, 1999
14	UNLV	28-14	2nd-10:48	39-36 (OT)	Las Vegas / Oct. 14, 2006
14	Utah	28-14	2nd-6:46	42-35 (2OT)	Albuquerque / Oct. 26, 2002
14	New Mexico State	14-0	1st-11:19	35-24	Las Cruces / Sept. 27, 2008
14	New Mexico State	14-0	1st-10:50	42-25	Las Cruces / Sept. 15, 2018



78	Northern Arizona	Albuquerque	9/23/1950
77	U. of Mexico	Albuquerque	9/17/1960
76	New Mexico Highlands	Albuquerque	9/29/1934
75	Montezuma College	Albuquerque	10/15/1923
72	Texas State	Albuquerque	8/30/2003
70	San Diego State	Albuquerque	10/18/2008

## MOST POINTS IN A QUARTER (since 1946)

Pts.	Qtr.	Opponent	Site	Year
38	2nd	Southern	Albuquerque	9/1/2012
33	1st	Northern Arizona	Albuquerque	9/23/1950
33	1st	New Mexico State	Albuquerque	10/9/1948
29	2nd	UNLV	Las Vegas, Nev.	10/6/2018
28	1st	Boise State	Albuquerque	11/8/2014
28	2nd	San Diego State	Albuquerque	10/18/2008
28	3rd	Utah	Salt Lake City, Utah	10/25/2003
28	1st	Utah	Albuquerque	11/26/1977
28	4th	UTEP	Albuquerque	11/23/1973
28	2nd	New Mexico State	Albuquerque	9/16/1972
28	2nd	Utah	Salt Lake City, Utah	9/26/1970
28	2nd	Arizona State	Tempe, Ariz.	11/19/1966
28	1st	New Mexico State	Albuquerque	9/15/1962
28	1st	ULM	Albuquerque	10/22/2016

## MOST POINTS IN A HALF (since 1946)

Pts.	Half	Opponent	Site	Year
49	1st	San Diego State	Albuquerque	10/18/2008
46	1st	Northern Arizona	Albuquerque	9/23/1950
45	1st	Southern	Albuquerque	9/1/2012
42	2nd	Air Force	Albuquerque	9/30/2017
42	2nd	U. of Mexico	Albuquerque	9/17/1960
42	2nd	UTEP	Albuquerque	10/20/1973
41	1st	New Mexico State	Albuquerque	9/16/1972
41	1st	Texas State	Albuquerque	8/30/2003
40	2nd	New Mexico State	Albuquerque	9/8/1984
38	1st	Mississippi Valley State	Albuquerque	9/5/2015
38	1st	New Mexico State	Albuquerque	9/6/1997

## Individual Returns:

## PUNT RETURNS

Game	11	Tracy Mount vs. San Diego St.	11/22/1980
Season	46	Holmon Wiggins	2000
Career	82	Chad Smith	1995-98

## YARDS

Game	142	Chad Smith vs. UTEP	11/23/1996
Season	392	Holmon Wiggins	2000
	352	Dwight Counter	2002
	324	Randy Rich	1975
Career	666	Chad Smith	1995-98

## AVERAGE PER RETURN

Season	21.2	Marcus Hayes	2018
Career	15.4	Ian Clark	2006-09

## TOUCHDOWNS

Season	2	Bobby Lee	1953
Career	2	Bobby Lee	1952-54

## PUNT RETURNS (Year-by-Year)

Year	Player	No.	Yds	Avg
1946	Don Rumley	12	162	13.5
1947	Rudy Camunez	8	131	16.4
1948	Jerry McKown	9	149	16.6
1949	Chuck Hill	10	138	13.8
1950	Chuck Hill	13	114	8.8
1951	Chuck Hill	11	185	16.8
1952	Pete Nolasco	29	228	7.8
1953	Bobby Lee	13	252	19.4
1954	Joe Murphy	7	117	16.7
1955	Jerry Apodaca	7	69	9.9
1956	Lynn White	10	127	12.7
1957	Bob Crandall	4	76	19.0
1958	Tony Gray	6	108	18.0
1959	Don Perkins	9	77	8.6
1960	Bobby Santiago	9	57	6.3
1961	Herb Bradford	6	38	6.3
1962	Jim Ottman	11	76	6.9
1963	Stan Quintana	7	73	10.4
1964	Orvey Hampton	11	146	13.2
1965	Larry Sampson	23	214	9.3
1966	Ace Hendricks	15	99	6.6
1967	Joe Casas	26	310	11.9
1968	Ace Hendricks	13	107	8.2
1969	Rocky Long	14	168	12.0
1970	Don Dungan	11	129	11.7
1971	Don Dungan	14	39	2.8
1972	Mike Shaw	24	215	8.9
1973	Ken Lege	15	146	9.7
1974	Ken Lege	9	58	6.4

1975	Randy Rich	25	324	13.0
1976	Max Hudspeth	31	114	3.7
1977	Max Hudspeth	22	291	13.2
1978	Max Hudspeth	28	236	8.4
1979	Sharay Fields	37	306	8.3
1980	Sharay Fields	27	164	9.8
1981	Julius Johnson	23	107	4.7
1982	Sammy Parrish	19	101	5.3
1983	Nick Johnson	16	76	4.8
1984	Nick Johnson	22	128	6.1
1985	Terance Mathis	7	46	6.5
1986	Terance Mathis	8	53	6.6
1987	Randy Johnson	12	96	8.0
1988	Myron Ashley	13	77	5.9
1989	Curtis Crews	15	106	7.1
1990	Curtis Crews	33	195	5.9
1991	Will Martin	13	62	4.8
1992	Marcus Goodloe	12	146	12.2
1993	Abe Ghoston	12	73	6.1
1994	Winslow Oliver	8	55	6.9
1995	Winslow Oliver	16	101	6.3
1996	Chad Smith	14	200	14.3
1997	Chad Smith	42	288	6.9
1998	Chad Smith	23	152	6.6
1999	Brian Urlacher	10	158	15.8
2000	Holmon Wiggins	46	392	8.5
2001	Holmon Wiggins	31	271	8.7
2002	Dwight Counter	31	352	11.4
2003	Dwight Counter	36	267	7.4
2004	Daniel Ramirez	7	64	9.1
2005	Gabriel Fulbright	22	169	7.7
2006	Thomas Wilson	20	158	7.9
2007	Ian Clark	7	101	14.4
2008	Ian Clark	12	236	19.7
2009	Frankie Solomon	12	40	3.3
2010	Nick Wilhelm	5	24	4.8
2011	Deon Long	3	9	3.0
2012	Tim Foley	9	58	6.4
2013	Dameon Gamblin	7	34	4.9
2014	Chris Davis	7	35	5.0
	Dameon Gamblin	5	25	5.0
2015	Carlos Wiggins	10	58	5.8
2016	Chris Davis	22	150	6.8
2017	Romell Jordan	7	27	3.9
2018	Marcus Hayes	15	318	21.2
2019	DeJohn Rogers	24	147	6.1
2020	Mannie Logan-Greene	6	32	5.3

## PUNT RETURNS (Longest)

86	Marcus Hayes vs. Boise State	2018
86	Tony Gray vs. Montana	1958
79	Bobby Lee vs. New Mexico State	1953
78	Curtis Crews vs. Hawai'i (no TD)	1990
77	Holmon Wiggins vs. N.M. St. (no TD)	2000
75	Malcolm Long vs. New Mexico Mines	1927
75	Bill Dwyer vs. Colorado College	1938
74	Dwight Counter vs. Baylor (no TD)	2002
74	Chad Smith vs. UTEP	1996
72	Chuck Hill vs. Colorado State	1951
72	Randy Johnson vs. BYU	1987

## KICKOFF RETURNS

Game	8	Jeff Apodaca vs. San Diego St.	11/23/1985
	8	Marcus Smith vs. TCU	11/3/2007
Season	47	Carlos Wiggins	2013
Career	91	Terance Mathis	1985-87, '89

## YARDS - KICKOFFS

Game	252	Carlos Wiggins vs. Fresno State	11/23/2013
Season	1,303	Carlos Wiggins	2013
Career	2,481	Carlos Wiggins	2012-15

## AVERAGE PER RETURN - KICKOFFS

Season	34.7	Don Perkins	1959
Career	30.7	Don Perkins	1957-59

## TOUCHDOWNS - KICKOFFS

Season	3	Terance Mathis	1989
		Carlos Wiggins	2013
Career	5	Carlos Wiggins	2012-15
	3	Terance Mathis	1985-87, '89
		Chuck Hill	1949-51

## KICKOFF RETURNS (Year-by-Year)

Year	Player	No.	Yds	Avg
1946	Rudy Krall	7	181	25.9
1947	Rudy Camunez	11	181	16.4
1948	Jerry Gatewood	9	225	25.0
1949	Chuck Hill	10	183	18.3
1950	Chuck Hill	27	729	27.0*
1951	Chuck Hill	17	504	29.6*

1952	Bobby Lee	7	135	19.3
1953	Bobby Lee	6	185	30.8
1954	Joe Murphy	8	157	19.6
1955	Jerry Apodaca	13	248	19.0
1956	Lynn White	14	368	26.3
1957	Tony Gray	7	194	27.7
1958	Don Perkins	7	177	25.3
1959	Don Perkins	15	520	34.7*
1960	Bobby Santiago	12	310	25.8
1961	Bobby Morgan	9	240	26.7
1962	Howard Hancock	13	281	21.6
1963	Claude Ward	10	180	18.0
1964	Albert O'Neal	9	196	20.7
1965	Bernie Rivers	15	346	23.1
1966	Ken Wagner	21	384	18.3
1967	Joe Casas	23	602	26.2*
1968	Sam Scarber	17	358	15.2
1969	Rocky Long	13	289	22.2
1970	Fred Henry	11	188	17.0
1971	Larry Korpitz	14	330	23.6
1972	Fred Henry	12	316	26.3
1973	Ben Turner	20	447	22.4
1974	Chet Goodson	20	385	19.3
1975	Preston Dennard	13	204	15.7
1976	Kevin Thompson	16	317	19.8
1977	Jimmy Sayers	14	264	18.9
1978	William Owens	11	264	24.0
1979	Sharay Fields	13	273	21.0
1980	Denny Allen	17	365	21.5
1981	Jerry Apodaca	18	217	15.1
1982	Denny Allen	11	198	18.0
1983	Rodney Coles	8	170	21.2
1984	Jeff Apodaca	9	158	17.6
1985	Terance Mathis	26	422	16.2
1986	Brett Heber	13	245	18.8
1987	Terance Mathis	29	677	23.4
1988	Myron Ashley	31	708	22.8
1989	Terance Mathis	31	785	25.3
1990	Manley Woods	25	550	22.0
1991	Manley Woods	31	614	19.8
1992	Greg Oliver	10	296	29.6
1993	Zack Wesley	11	258	23.5
1994	Winslow Oliver	14	298	21.3
1995	Winslow Oliver	21	666	31.7
1996	Larry Brown	13	348	26.8
1997	Jamie Oliver	15	372	24.8
1998	Dion Marion	20	470	23.6
1999	Reginal Johnson	11	201	18.3
2000	Larry Davis	13	335	25.8
2001	Holmon Wiggins	5	151	30.2
2002	Brandon Ratcliff	12	266	22.2
2003	Brandon Ratcliff	15	314	20.9
2004	Kevin Walton	10	237	23.7
2005	Gabriel Fulbright	17	333	19.6
2006	DeAndre Wright	14	362	25.9
2007	Marcus Smith	28	653	23.3
2008	Frankie Solomon	22	479	21.8
2009	Frankie Solomon	19	429	22.6
2010	Myles Daughtry	14	344	24.6
2011	Deon Long	18	425	23.6
2012	Chase Clayton	20	608	30.4
2013	Carlos Wiggins	44	*1303	29.6
2014	Carlos Wiggins	13	381	29.3
2015	Carlos Wiggins	24	663	27.6
2016	Elijah Lilly	19	521	27.4
2017	Elijah Lilly	31	731	23.6
2018	Elijah Lilly	14	247	17.6
2019	Bryson Carroll	8	245	30.6
2020	Chad Alexander	10	156	15.6

\* NCAA leader

## KICKOFF RETURNS (Longest)

Yds.	Player	Year
100	Elijah Lilly at Texas A&M	11/11/2017
100	Carlos Wiggins vs. Hawai'i	10/17/2015
100	Ridge Jones vs. Boise State	11/8/2014
100	Carlos Wiggins vs. New Mexico State	10/5/2013
100	Carlos Wiggins vs. Colorado State	11/16/2013
100	Myles Daughtry vs. UTEP	10/2/2010
100	Jon Sutton at New Mexico State	11/22/1975
100	Fred Henry vs. New Mexico State	9/16/1972
98	Chase Clayton at Texas Tech	9/15/2012
98	Chase Clayton vs. Southern	9/1/2012
98	Deon Long vs. Sam Houston State	9/24/2011
98	Winslow Oliver at UTEP	11/18/1995
97	Carlos Wiggins vs. Wyoming	11/29/2014
97	Bobby Santiago at Wyoming	9/22/1962
96	Terance Mathis at San Diego State	11/4/1989
96	Terance Mathis vs. New Mexico State	9/9/1989
96	Joe Casas vs. Idaho State	9/16/1967
95	Terance Mathis at Tulsa	9/23/1989
95	David Bookert vs. San Jose State	10/19/1968



# Team Returns:

## PUNT RETURNS

Game	No.	Year
11	vs. San Diego State	11/22/1980
Season	51	by 2000 team

## YARDS

Game	Yds.	Year
132	vs. New Mexico State	11/22/1975
Season	481	by 2000 team

## AVERAGE PER RETURN

Season	Yds.	Year
19.4	by 2018 team	

## KICKOFF RETURNS

Game	No.	Year
12	at Oregon	9/4/2010
Season	70	by 2010 team

## YARDS

Game	Yds.	Year
269	at Fresno State	11/23/2013
Season	1,648	by 2010 team

## AVERAGE PER RETURN

Season	Yds.	Year
27.1*	by 1995 team	
*NCAA leader		

# Season All-Purpose:

## SEASON YARDS

	Rush	Rec.	Punt	KO	Total	Year
1. Terance Mathis	38	1,315	0	785	2,138	1989
2. Winslow Oliver	915	228	101	666	1,910	1995
3. Terance Mathis	36	1,132	16	677	1,861	1987
4. Mracus Smith	31	1,125	0	653	1,809	2007
5. Carlos Wiggins	237	163	0	1,303	1,703	2013
6. DonTrell Moore	1,298	371	0	0	1,669	2005
7. DonTrell Moore	1,450	149	0	27	1,626	2003
8. Chuck Hill	346	321	114	729	*1,564	1950
9. Kasey Carrier	1,469	75	0	0	1,544	2012
10. Rodney Ferguson	1,234	291	0	0	1,525	2006

\* 54 yards on interceptions

## CAREER YARDS

	Rush	Rec.	Punt	KO	Total	Years
1. Terance Mathis	329	4,254	115	1,993	6,691	1985-87, '89
2. DonTrell Moore	4,973	857	35	82	5,947	2002-05
3. Winslow Oliver	3,332	743	156	1,144	5,375	1992-95
4. Mike Williams	3,862	489	0	0	4,351	1975-78
5. Rodney Ferguson	3,564	667	0	0	4,231	2004-08
6. Kasey Carrier	3,233	331	0	422	3,986	2009-13
7. Fred Henry	2,935	193	0	647	3,775	1970-72
8. Marcus Smith	323	2,073	0	1,353	3,749	2004-07
9. Teriyon Gipson	3146	387	0	167	3,700	2013-16
10. Carlos Wiggins	496	560	58	2,248	3,595	2012-15

## SINGLE GAME

Yds.	Player	Rush	Rec.	PR	KR	Int.	Year
378	Deon Long vs. Sam Houston State	2	209	2	165	0	9/24/2011
358	Terance Mathis vs. San Diego State	12	147	0	199	0	11/17/1989
343	Kasey Carrier vs. Air Force	338	5	0	0	0	10/20/2012
332	Chuck Hill vs. West Texas State	26	91	0	215	0	10/14/1950
300	Chuck Hill vs. Northern Arizona	162	34	33	17	54	9/23/1950
289	Quincy Wright vs. Weber State	265	24	0	0	0	8/31/2002
279	Terance Mathis vs. Utah	0	191	7	81	0	9/5/1987
276	Mike Williams vs. UTEP	236	40	0	0	0	11/5/1977
263	Winslow Oliver vs. TCU	165	67	0	31	0	9/11/1993
263	Marcus Smith vs. UNLV	0	130	0	133	0	11/24/2007
263	Carlos Wiggins vs. UNLV	119	57	0	87	0	9/28/2013

## YEAR-BY-YEAR LEADERS

Year	Player	Rush	Rec.	Punt	KO	Int.	Total
1946	Lou Cullen	287	230	30	161	80	788
1947	Rudy Camunee	344	162	181	131	0	818
1948	Rudy Krall	756	0	0	27	6	789
1949	Chuck Hill	167	0	138	183	23	511
1950	Chuck Hill	346	321	114	729	54	1,564
1951	Chuck Hill	394	189	185	504	0	1,272
1952	Bobby Arnett	360	0	0	114	0	474
1953	Bobby Lee	624	26	252	185	10	1,097
1954	Joe Murphy	191	98	157	117	9	572
1955	Jerry Apodaca	224	15	69	248	59	615
1956	Phil Spear	625	20	2	71	0	718
1957	Don Perkins	744	162	16	70	0	992
1958	Don Perkins	621	161	56	177	0	1,015
1959	Don Perkins	636	226	77	520	0	1,459
1960	Bobby Santiago	596	187	85	310	25	1,203
1961	Bob Morgan	489	35	65	240	0	829
1962	Bobby Santiago	806	44	101	192	0	1,143

1963	Bucky Stallings	553	98	26	19	0	696
1964	Stan Quintana	455	0	65	0	172	692
1965	Carl Jackson	665	53	0	0	0	718
1966	Ron Romans	265	12	0	132	0	409
1967	Ace Hendricks	5	1,094	0	0	0	1,099
1968	David Bookert	872	3	0	270	0	1,145
1969	Rocky Long	450	0	168	289	0	907
1970	Sam Scarber	961	27	0	194	0	1,182
1971	Fred Henry	1,129	39	0	143	0	1,311
1972	Fred Henry	977	81	0	316	0	1,374
1973	Ben Turner	482	44	0	447	0	973
1974	Chester Goodson	247	31	0	385	0	663
1975	Preston Dennard	9	962	0	204	0	1,175
1976	Mike Williams	1,240	161	0	0	0	1,401
1977	Mike Williams	1,096	150	0	0	0	1,246
1978	Mike Williams	1,015	112	0	0	0	1,127
1979	Jimmy Sayers	696	145	0	205	0	1,046
1980	Ricky Martin	10	850	0	0	0	860
1981	Mike Carter	595	245	0	0	0	840
1982	Mike Carter	722	17	0	0	0	739
1983	Michael Johnson	739	27	0	0	0	766
1984	Willie Turrall	1,064	141	0	0	0	1,205
1985	Terance Mathis	150	852	46	422	0	1,470
1986	Terance Mathis	105	955	33	109	0	1,222
1987	Terance Mathis	36	1,132	16	677	0	1,861
1988	Andre Wooten	801	91	0	0	0	892
1989	Terance Mathis	38	1,315	0	785	0	2,138
1990	Eric Morgan	34	1,043	0	0	0	1,077
1991	Manley Woods	0	782	0	614	0	1,396
1992	Winslow Oliver	1,063	187	0	0	0	1,250
1993	Winslow Oliver	648	130	0	180	0	958
1994	Winslow Oliver	706	198	55	298	0	1,257
1995	Winslow Oliver	915	228	101	666	0	1,910
1996	Lennox Gordon	1,008	155	0	0	0	1,163
1997	Pascal Volz	0	1,229	0	0	0	1,229
1998	Martinez Williams	0	760	18	178	0	956
1999	Holmon Wiggins	601	37	0	9	0	647
2000	Holmon Wiggins	727	53	392	0	0	1,172
2001	Holmon Wiggins	475	167	271	151	0	1,064
2002	DonTrell Moore	1,134	139	0	55	0	1,328
2003	DonTrell Moore	1,450	149	0	27	0	1,626
2004	DonTrell Moore	1,091	198	35	0	0	1,324
2005	DonTrell Moore	1,298	371	0	0	0	1,669
2006	Rodney Ferguson	1,234	291	0	0	0	1,525
2007	Marcus Smith	31	1,125	0	653	0	1,809
2008	Rodney Ferguson	1,105	101	0	0	0	1,206
2009	Demond Dennis	427	133	0	99	0	659
2010	Emmanuel McPhearson	0	0	0	852	0	852
2011	Deon Long	11	809	9	425	0	1,254
2012	Kasey Carrier	1,469	75	0	0	0	1,544
2013	Carlos Wiggins	237	163	0	1303	0	1,703
2014	Jhurell Pressley	1,083	46	0	0	0	1,129
2015	Teriyon Gipson	848	185	0	0	0	1,033
2016	Teriyon Gipson	1,269	80	0	127	0	1,476
2017	Tyrone Owens	770	20	0	0	0	790
2018	Tyrone Owens	687	54	0	0	0	741
2019	Ahmari Davis	832	63	0	0	0	895
2020	Bobby Cole	548	75	0	0	0	623

# Yards From Scrimmage:

## GAME

Yds.	Player	Rush	Rec.	Year
343	Kasey Carrier vs. Air Force	338	5	10/20/2012
291	Kasey Carrier vs. UTEP	291	0	9/7/2013
289	Quincy Wright vs. Weber State	265	24	8/31/2002
276	Mike Williams vs. UTEP	236	40	11/5/1977
257	Emilio Vallez vs. UTEP	0	257	10/27/1967
256	D.D. Cox vs. Texas Tech	187	69	9/6/2003
244	Terance Mathis at Utah	-8	252	11/11/1989
242	DonTrell Moore vs. Colorado State	242	0	11/7/2003
232	Reginal Johnson vs. Tulsa	232	0	11/2/1996
232	Winslow Oliver vs. TCU	165	67	9/11/1993

## SEASON

Yds.	Player	Rush	Rec.	Year
1,669	DonTrell Moore	1,298	371	2005
1,599	DonTrell More	1,450	149	2003
1,544	Kasey Carrier	1,469	75	2012
1,525	Rodney Ferguson	1,234	291	2006
1,441	Rodney Ferguson	1,177	264	2007
1,401	Mike Williams	1,240	161	1976
1,353	Terance Mathis	38	1,315	1989
1,349	Teriyon Gipson	1,269	80	2016
1,289	DonTrell More	1,091	198	2004
1,273	DonTrell Moore	1,134	139	2002

## CAREER

Yds.	Player	Rush	Rec.	Year
5,830	DonTrell Moore	4,973	857	2002-05
4,583	Terance Mathis	329	4,254	1985-87, '89
4,351	Mike Williams	3,862	489	1975-78
4,231	Rodney Ferguson	3,564	667	2004-08
4,075	Winslow Oliver	3,332	743	1992-95
3,564	Kasey Carrier	3,233	331	2009-13
3,533	Teriyon Gipson	3,146	387	2013-16
3,128	Fred Henry	2,935	193	1970-72
2,972	Carl Winston	0	2,972	1990-93
2,927	Jhurell Pressley	2,725	202	2012-15



## Individual Punting:

### PUNTS

<b>Game</b>	17	A. L. Terpening vs. Montana	11/22/1952
<b>Season</b>	93	Bobby Ferguson	1981
<b>Career</b>	276	Tyler Gaus	2002-05
<b>Long</b>	84	Tyson Dyer at Air Force	11/10/2018
	81	Bob Crandall vs. Colorado St.	11/15/1958
	80	Corey Boroquez at Colorado St.	11/19/2016
	79	Jim Haynes vs. BYU	10/3/1975
	79	A. L. Terpening vs. Wyoming	10/18/1952
	78	Corey Bojorquez vs. Colorado St.	10/20/2017
	78	Cort Moffitt vs. Texas Tech	8/26/2000
	77	Corey Bojorquez vs. New Mexico St.	9/9/2017
	75	Corey Bojorquez at Wyoming	10/27/2017

### AVERAGE

<b>Game</b>	54.2	Ron Keller vs. Colorado State	10/29/1983
		(6 for 325 yards)	
<b>Season</b>	47.3	Corey Bojorquez	2017
		(67 for 3,170 yards)	
<b>Career</b>	45.1	Corey Bojorquez	2016-17
		(116 for 5,237 yards)	

### YEAR-BY-YEAR LEADERS

Year	Player	No.	Yards	Avg.
1946	Lou Cullen	22	956	43.4
1947	Bryan Brock	46	1,520	33.0
1948	Jerry McKown	31	868	28.0
1949	Jerry McKown	64	2,424	37.8
1950	Manny Orasco	51	1,814	35.6
1951	Bobby Arnett	55	2,184	39.7
1952	A. L. Terpening	54	2,036	37.7
1953	A. L. Terpening	31	1,230	39.7
1954	A. L. Terpening	41	1,869	45.6*
1955	Jerry Lott	31	1,161	37.5
1956	Jerry Lott	33	1,347	40.8
1957	Buster Quist	24	877	36.5
1958	Bob Crandall	23	867	37.7
1959	Bob Crandall	45	1,709	37.9
1960	Mike Bright	34	1,188	34.9
1961	Dick Fitzsimmons	39	1,569	40.2
1962	Dick Fitzsimmons	41	1,679	40.9
1963	Morey Carpenter	42	1,541	36.7
1964	Dave Shetler	41	1,429	34.8
1965	Dave Shetler	63	2,089	39.4
1966	Dennis Good	69	2,675	38.8
1967	Jack Holler	73	2,552	35.0
1968	John Lennon	78	3,025	38.8
1969	Jay Morrison	66	2,648	40.1
1970	Jay Morrison	57	2,119	37.2
1971	Bruce Boone	57	1,886	33.9
1972	Chris Fields	66	2,587	39.2
1973	Steve Bauer	61	2,699	44.2
1974	Steve Bauer	70	2,857	40.8
1975	Jim Haynes	53	2,048	38.6
1976	Scott Grady	65	2,220	34.2
1977	Max Hudspeth	69	2,676	38.8
1978	Max Hudspeth	59	2,316	39.3
1979	Bill Turner	83	3,315	39.9
1980	David Hood	46	1,889	41.1
1981	Bob Ferguson	93	3,619	38.9
1982	Bob Ferguson	67	2,834	42.3
1983	Ron Keller	69	2,937	42.6
1984	Ron Keller	68	2,839	41.8
1985	Ron Keller	56	2,361	42.2
1986	Ron Keller	60	2,600	43.3
1987	Steve Albrecht	77	3,217	41.8
1988	Rick Walsh	82	3,329	40.6
1989	Steve Albrecht	65	2,605	40.1
1990	Troy Rossean	79	3,314	42.0
1991	Troy Rossean	66	2,653	40.2
1992	Mike Nesbitt	50	2,031	40.6
1993	Mike Nesbitt	53	2,387	45.0
1994	Coby Mansell	45	1,818	40.4
1995	Coby Mansell	26	1,039	40.0
1996	Jason Bloom	46	2,001	43.5
1997	Jason Bloom	48	2,095	43.7
1998	Jason Bloom	75	3,134	41.8
1999	Cort Moffitt	60	2,220	37.0
2000	Cort Moffitt	86	3,411	39.7
2001	Vladimir Borombozin	72	2,819	39.2
2002	Tyler Gaus	79	3,202	40.5
2003	Tyler Gaus	71	2,798	39.4
2004	Tyler Gaus	74	2,979	40.3
2005	Tyler Gaus	52	2,117	40.7
2006	Jordan Scott	70	2,815	40.2
2007	Jordan Scott	74	3,001	40.6
2008	Adam Miller	58	2,310	39.8
2009	Adam Miller	64	2,819	44.0
2010	Ben Skaer	85	3,442	40.5
2011	Ben Skaer	73	2,896	39.7

2012	Ben Skaer	54	2,368	43.9
2013	Ben Skaer	47	2,152	45.9
2014	Zack Rogers	56	2,384	42.6
2015	Zack Rogers	68	2,839	41.8
2016	Corey Bojorquez	49	2,067	42.2
2017	Corey Bojorquez	67	3,170	47.3
2018	Tyson Dyer	74	3,278	44.3
2019	Tyson Dyer	59	2,718	46.1
2020	Tyson Dyer	34	1,372	40.4

### SEASON PUNTING AVERAGE

	Year	No.	Yards	Avg.	
1.	Corey Bojorquez	2017	67	3,170	47.3
2.	Tyson Dyer	2019	59	2,718	46.1
3.	Ben Skaer	2013	47	2,152	45.9
4.	A. L. Terpening	1954	41	1,869	45.6*
5.	Mike Nesbitt	1993	53	2,387	45.0
6.	Tyson Dyer	2018	74	3,278	44.3
7.	Steve Bauer	1973	61	2,699	44.2
8.	Adam Miller	2009	64	2,819	44.0

### CAREER PUNTING AVERAGE (100 punts)

	Years	No.	Yards	Avg.
1. Corey Bojorquez	2016-17	116	5,237	45.15
2. Tyson Dyer	2018-20	133	5,996	44.12
3. Mike Nesbitt	1992-93	103	4,418	42.89
4. Jason Bloom	1995-98	181	7,743	42.78
5. Ron Keller	1983-86	252	10,737	42.60
6. Steve Bauer	1973-74	131	5,556	42.41
7. Zack Rogers	2012-15	124	5,223	42.12

### Team Punting:

PUNTS		
	No.	Year
Game	17 vs. Montana	11/22/1952
Season	94 by 1981 team	

### GROSS AVERAGE

	Avg.		Year
Game	57.7	vs. Colorado State (3-173 yards)	10/20/2017
(5 or more)	54.2	vs. Colorado State (6-325 yards)	10/29/1993
Season	47.3	by 2017 team (67-3,170)	

### NET AVERAGE

NET AVERAGE		Year
Game	64.6 vs. Colorado State (3-194 yards)	10/20/2017
Season	42.1 by 2019 team (60-2,527 yards)	

## Individual Interceptions:

### INTERCEPTIONS

<b>Game</b>	4	Sharay Fields vs. New Mexico St.	9/29/1979
	3	Gabriel Fulbright vs. San Diego St.	10/18/2003
	3	Jay Morrison vs. San Jose State	11/1/1969
	3	Eddie Stokes vs. Montana	10/26/1963
	3	Chuck Roberts vs. Montana	10/24/1959
<b>Season</b>	10	Sharay Fields	1979
<b>Career</b>	15	Jay Morrison	1969-70
	15	Randy Rich	1972-75

### YARDS

<b>Game</b>	102	Mark Koskovich vs. New Mexico State	1978
<b>Season</b>	172	Stan Quintana	1964
<b>Career</b>	232	Stan Quintana	1963-65

### INTERCEPTIONS (Season)

1.	10	Sharay Fields	1979
2.	9	Jay Morrison	1969
3.	7	Max Hudspeth	1976
	7	Doug Smith	1978
5.	6	Chuck Roberts	1959
	6	Jay Morrison	1970
	6	Ron Wallace	1973
	6	Randy Rich	1975
	6	Ramos McDonald	1996
	6	Stephen Persley	2001
	6	Brandon Payne	2004

### INTERCEPTIONS (Career)

1.	15	Jay Morrison	1969-70
	15	Randy Rich	1972-75
3.	14	Sharay Fields	1978-80
	14	Gabriel Fulbright	2002-05
5.	12	Chuck Roberts	1957-59
	12	Ron Wallace	1973-75
	12	Max Hudspeth	1974-77

8.	11	Larry White	1951-54
	11	Ray Hornfeck	1981-84
	11	Ramos McDonald	1996-97

### INTERCEPTIONS (year-by-year)

1946	Bryan Brock/Fred Doar/Rudy Krall	3
1947	Bryan Brock/Virgil Boteler	3
1948	Five with	2
1949	Six with	1
1950	Bucky Brandenburg	4
1951	William Kaiser	5
1952	Larry White	5
1953	Larry White	2
1954	Joe Lynch	3
1955	Apodaca/Hughes/Pribble	2
1956	Dick Pribble	3
1957	Chuck Roberts	2
1958	Chuck Roberts	2
1959	Chuck Roberts	6
1960	Jim Cromartie	4
1961	Jay McNitt	4
1962	Cromartie/Hampton/Jensen/Ottmann	2
1963	Chuck Kelly/Eddie Stokes	3
1964	Stan Quintana	4
1965	Stan Quintana/Charles Harrison	2
1966	John Pautsch	4
1967	Rick Matthes	3
1968	Ace Hendricks/Dennis Bryant	2
1969	Jay Morrison	9
1970	Jay Morrison	6
1971	Fred Ratzlaff	4
1972	Randy Rich	2
1973	Ron Wallace	6
1974	Randy Rich	4
1975	Randy Rich	6
1976	Max Hudspeth	7
1977	Max Hudspeth	4
1978	Doug Smith	7
1979	Sharay Fields	10
1980	Sharay Fields/Tracy Mount	2
1981	Bell/J. Johnson/Sedillo/Simpson	3
1982	Ray Hornfeck	4
1983	Steve Sauter	4
1984	Ray Hornfeck/Nick Johnson	2
1985	Apodaca/Henson/Reina/Stevenson/Umdenstock	2
1986	Thomas Crum	4
1987	Troy Clewis	3
1988	Darius Harris	4
1989	Donald Levingston	5
1990	Mike Good	4
1991	Eric Jack	4
1992	Becton/Butler/Martin/Matealona/McKinley/Wilson	1
1993	Eric Jack	3
1994	Art Celestine	3
1995	Celestine/Johnson/McGarrahan	1
1996	Ramos McDonald	6
1997	Ramos McDonald	5
1998	Walter Bernard/Chad Smith	2
1999	Rantie Harper	3
2000	Walter Bernard	3
2001	Stephen Persley	6
2002	Charles Moss/Brandon Ratcliff	3
2003	Gabriel Fulbright/Brandon Ratcliff	4
2004	Brandon Payne	6
2005	Gabriel Fulbright	5
2006	DeAndre Wright	4
2007	DeAndre Wright	3
2008	Glover Quin	5
2009	Nathan Enriquez	2
2010	Bubba Forrest	2
2011	Dante Caro/Zach Dancel/Carmen Messina	1
2012	Destry Berry/Dallas Bollema	3
2013	Tevin Newman/Dante' Caro/Dallas Bollema/SaQwan Edwards	1
2014	Cranston Jones	3
2015	Cranston Jones	4
2016	Austin Ocasio/Ryan Santos	2
2017	Jacob Girdle	2
2018	Marcus Hayes/Evaheleto Tohi	2
2019	Erin Austin/De'John Rogers/Jerrick Reed II/Alex Hart	2
2020	Jerrick Reed II	4

### INTERCEPTION RETURNS (Longest)

	Yds.	Player	Year
1.	100	Bob Johnson vs. Wyoming	10/19/1974
2.	99	Ray Hornfeck vs. Air Force	10/2/1982
	99	Brian Braziel vs. UTEP	11/23/1996
4.	95	M. Nelson vs. Montezuma College	10/6/1928
5.	94	Bill Pegue vs. New Mexico State	10/7/1950
6.	91	Jake Rothschilder vs. Abilene Christian	9/2/2017
7.	90	Gene Brock vs. UTEP	10/23/1948
90		Stan Quintana vs. Wyoming (no TD)	10/31/1964
9.	88	Quincy Black vs. BYU	10/18/2006
10.	85	Poe Corn vs. New Mexico Mines	10/18/1930



## Team Interceptions:

### INTERCEPTIONS

Game	No.	Year
5	at New Mexico State	9/15/2018
5	at San Diego State	10/28/2003
5	at San Diego State	10/12/1991
5	at Memphis	11/22/1986
5	at Montana	10/24/1959
5	vs. Colorado State	11/15/1952
5	at Wyoming	10/28/1950
5	vs. Kansas State	11/23/1946
Season	28	by 1970 team

### INTERCEPTION YARDS

Game	Yds.	Year
148	at New Mexico State	9/15/2018
Season	381	by 1964 team

### INTERCEPTIONS FOR TOUCHDOWNS

Game	TDs	Year
2	vs. Wyoming	10/6/2001
Season	4	by 1982 and 2006 teams

## Individual Tackles:

### SEASON TACKLES

No.	Player	Year
1.	178 Brian Urlacher (FS)	1998
2.	176 Dave Thompson (LB)	1976
3.	162 Mike Forrest (LB)	1978
	162 Carmen Messina (LB)	2009
5.	157 Houston Ross (LB)	1970
6.	154 Brian Urlacher (FS)	1999
7.	152 Johnny Jackson (LB)	1981
8.	151 Ray Wilson (FS)	1993
9.	150 Houston Ross (LB)	1969
10.	148 Tuli Mateialona (LB)	1993

### CAREER TACKLES

No.	Player	Years
1.	483 Johnny Jackson (LB)	1981-84
2.	474 Blake Irwin (LB)	1994-97
3.	454 Carmen Messina (LB)	2008-11
4.	442 Brian Urlacher (LB/FS)	1996-99
5.	406 Robin Cole (DE)	1973-76
6.	403 Dakota Cox (LB)	2013-16
7.	394 Dave Thompson (LB)	1974-76
8.	389 Jimmie Carter (DE)	1980-83
9.	371 Houston Ross (LB)	1969-71
10.	362 Mike Forrest (LB)	1976-79
11.	353 Charlie Baker (DE)	1976-79
12.	342 Daniel Johnson (LB)	1993-96
13.	335 Ray Hornfeck (S)	1981-84
14.	328 Herm Fredenburg (LB)	1969-71
15.	319 Randy Rich (S)	1972-75
16.	317 Nick Speegle (LB)	2001-04
17.	316 Scott McGarrahan (S)	1994-97
	316 Billy Austin (S)	1994-97
19.	302 John Bell (DT)	1987-90
20.	301 Robert Rumbaugh (DT)	1974-76

### TACKLES (Year-by-Year)

Year	Player	No.
1965	Paul Smith	83
1966	Paul Smith	81
1967	Paul Smith	95
1968	Scotty Oliver	72
1969	Houston Ross	150
1970	Ho uston Ross	157
1971	Herm Fredenberg	132
1972	Pat Rogers	111
1973	Randy Rich	111
1974	Robin Cole	96
1975	Robin Cole	101
1976	Dave Thompson	176
1977	Charlie Baker	135
1978	Mike Forrest	162
1979	Mike Forrest	113
1980	Bob Shupryt	112
1981	Johnny Jackson	152
1982	Johnny Jackson	127
1983	Johnny Jackson	117
1984	Brent Henson	105
1985	Donny Gassoway	101
1986	Tom Cole	124
1987	Kirk Allen	92
1988	John Bell	90
1989	Nate Morris	109

1990	Nate Morris	112
1991	Kim McCall	115
1992	Calvin Carr	101
1993	Ray Wilson	151
1994	Blake Irwin	131
1995	Daniel Johnson	120
1996	Blake Irwin	118
1997	Blake Irwin	108
1998	Brian Urlacher	178
1999	Brian Urlacher	154
2000	Mike Barnett	83
2001	Gary Davis	100
2002	Charles Moss	105
2003	Daniel Gawronski/Billy Strother	100
2004	Fola Fashola	97
2005	Mike Mohoric	85
2006	Quincy Black	114
2007	Ian Clark	79
2008	Clint McPeck	105
2009	Carmen Messina	162
2010	Carmen Messina	115
2011	Carmen Messina	142
2012	Dallas Bollema	89
2013	Dakota Cox	99
2014	Dakota Cox	116
2015	Dakota Cox	97
2016	Dakota Cox	91
2017	Jake Rothschilder	76
2018	Stanley Barnwell, Jr.	76
2019	Alex Hart	82
2020	Brandon Shook	60

### SACKS, GAME

No.	Player	Year
4	John Bell vs. Akron	9/24/1988
4	Michael Tuohy vs. New Mexico State	9/9/2006

### SEASON SACKS

No.	Player	Year
1.	17.0 Robin Cole	1975
2.	15.0 Johnny Jackson	1982
3.	14.5 Jesse Becton	1992
4.	14.0 Johnny Jackson	1981
5.	13.0 Bob Shupryt	1980
6.	12.0 Charlie Baker	1978
	12.0 Steve Vaipulu	1990
8.	11.0 Ryan Taylor	1997
9.	9.5 Brian Johnson	2000
	9.5 Johnathan Rainey	2009

### CAREER SACKS

No.	Player	Years
1.	44.0 Johnny Jackson	1981-84
2.	36.0 Robin Cole	1973-76
3.	30.0 Charlie Baker	1977-79
	30.0 John Bell	1987-90
5.	20.5 Michael Tuohy	2004-07
6.	20.0 Jimmie Carter	1980-83
7.	19.0 John Wingate	1994-97
8.	17.0 Robert Rumbaugh	1977-79
9.	16.0 Daniel Kegler	2001-03
10.	15.5 Jesse Becton	1991-92

### SACKS (Year-By-Year)

Year	Player	No.
1972	Steve Bradshaw	7.0
1973	Don Hubbard	5.0
1974	Robin Cole	9.0
1975	Robin Cole	17.0
1976	Robin Cole	7.0
1977	Charlie Baker	9.0
1978	Charlie Baker	12.0
1979	Charlie Baker	9.0
1980	Bob Shupryt	13.0
1981	Johnny Jackson	14.0
1982	Johnny Jackson	15.0
1983	Johnny Jackson	7.0
1984	Johnny Jackson	8.0
1985	Bob Umdenstock	5.0
1986	Phillip Vaughan	4.0
1987	Torry Edwards	8.0
1988	John Bell	10.0
1989	John Bell	8.0
1990	Steve Vaipulu	12.0
1991	Steve Green	5.0
1992	Jesse Becton	14.5
1993	Buddy Billingsley	7.0
1994	John Wingate	8.0
1995	Corbin Epps	6.0
1996	Chris Carroll	6.0
1997	Ryan Taylor	11.0

1998	Jason Purvis	5.0
1999	Casey Tisdale	6.5
2000	Brian Johnson	9.5
2001	Gary Davis	8.0
2002	Daniel Kegler	7.0
2003	Daniel Kegler	7.5
2004	Fola Fashola	8.0
2005	Cody Kase	5.5
2006	Tyler Donaldson	5.0
2007	Michael Tuohy	6.0
2008	Herbert Felder	7.5
2009	Johnathan Rainey	9.5
2010	Jaymar Latchison	2.0
2011	Carmen Messina	3.0
2012	Jacori Greer	5.0
2013	Brett Bowers	6.0
2014	Nik D'Avanzo	4.5
2015	Maurice Daniels	5.5
2016	Garrett Hughes	6.5
2017	Emmanuel Joseph	2.5
2018	Rhashaun Epting	5.5
2019	Jacobi Hearn	6.0
2020	Joey Noble	4.0

## Team Tackles:

### SACKS

Game	No.	Year
9	vs. Utah	11/12/2005
9	vs. Wyoming	11/30/2002
9	vs. UTEP	9/1/2001
9	vs. BYU	9/6/1980

Season	No.	Year
53	in 1982	
51	in 1981	
50	in 2000	
46	in 1978	
45	in 1983	

### SEASON TACKLE FOR LOSS (includes sacks)

No.	Player	Year
1.	24.0 Charlie Baker	1978
2.	22.0 Johnnie Jackson	1982
3.	21.0 Robert Rumbaugh	1977
	21.0 Johnny Jackson	1981
	21.0 Jesse Becton	1992
6.	20.0 Charlie Baker	1979
	20.0 Steve Vaipulu	1990
	20.0 Gary Davis	2001
9.	19.0 John Wingate	1994
10.	18.0 Buddy Billingsley	1993

### CAREER TACKLE FOR LOSS (includes sacks)

No.	Player	Years
1.	68.0 Johnny Jackson	1981-84
2.	64.0 Charlie Baker	1977-79
3.	53.0 John Bell	1987-90
4.	44.0 Robert Rumbaugh	1976-78
5.	39.0 Jimmie Carter	1980-83
6.	38.0 Michael Tuohy	2004-07
7.	38.5 Nick Speegle	2001-04
8.	36.0 Robin Cole	1973-76
	36.0 Blake Irwin	1994-97
10.	34.5 Daniel Kegler	2001-03
	34.5 D.J. Renteria	2000-03

### TACKLE FOR LOSS (Year-by-year; includes sacks)

Year	Name	No.
1977	Robert Rumbaugh	21.0
1978	Charlie Baker	24.0
1979	Charlie Baker	20.0
1980	Bob Shupryt	17.0
1981	Johnny Jackson	21.0
1982	Johnny Jackson	22.0
1983	Johnny Jackson	13.0
1984	Johnny Jackson	12.0
1985	Bob Umdenstock	15.0
1986	Phillip Vaughan	10.0
1987	Brian McCabe	13.0
1988	John Bell	14.0
1989	John Bell	17.0
1990	Steve Vaipulu	20.0
1991	Kim McCall/Alex Stowell	9.0
<i>assisted sacks begin to be credited as a half sack (0.5)</i>		
1992	Jesse Becton	21.0
1993	Buddy Billingsley	18.0
1994	John Wingate	19.0
1995	Corbin Epps	14.0
1996	Blake Irwin	14.0
1997	Ryan Taylor	17.0
1998	Jason Purvis	13.0



1999	Mike Barnett	10.0
2000	Mike Barnett	17.0
2001	Gary Davis	20.0
2002	Daniel Kegler	16.0
<i>assisted TFLs begin to be credited as a half TFL (0.5)</i>		
2003	Zach Rupp	17.0
2004	Fola Fashola	14.5
2005	Cody Kase	11.5
2006	Tyler Donaldson/Michael Tuohy	9.0
2007	Tyler Donaldson	15.5
2008	Herbert Felder	12.5
2009	Johnathan Rainey	15.5
2010	Spencer Merritt	6.5
2011	Carmen Messina	12.5
2012	Jacori Greer/Matt Raymer	8.0
2013	Brett Bowers	9.0
2014	Brett Bowers	9.5
2015	Maurice Daniels	12.5
2016	Nik D'Avanzo	9.0
2017	Jake Rothschilder/Austin Ocasio/ Kene Okonkwo	6.0
2018	Rhashaun Epting	8.5
2019	Alexander Vainikolo	11.5
2020	Joey Noble	5.0

## Individual Defensive Marks:

### SEASON FUMBLES RECOVERED

No.	Player	Year
1.	7 Steve Bradshaw	1972
2.	5 Robin Cole	1975
	5 Tom Cole	1984
	5 Charles Butler	1994
5.	4 Rob Winter	1970
	4 Mark Rupcich	1974
	4 Roark Shirley	1979
	4 Greg Azar	1981
	4 Ray Hornfeck	1984
	4 Eric Jack	1993
	4 D.J. Renteria	2002
	4 Josh Bazinet	2004
	4 Fola Fashola	2004

### CAREER FUMBLES RECOVERED

No.	Player	Years
1.	9 Steve Bradshaw	1971-73
2.	8 Mark Koskovich	1976-78
	8 Jimmie Carter	1980-83
	8 Ray Hornfeck	1981-84
	8 Tom Cole	1983-86
	8 Eric Jack	1990-93
	8 Joe Stoner	2009-12
8.	7 Jerry Buckner	1968-70
	7 Robin Cole	1973-76
	7 Charlie Baker	1977-79
	7 Johnny Jackson	1981-84
	7 Charles Bulter	1992-94

### FUMBLES RECOVERED (Year-by-Year)

Year	Name	No.
1967	Buzz Esmiol	3
1968	Jerry Buckner	3
1969	Archer/Buck/Buckner/Savale	2
1970	Rob Winter	4
1971	Donald Dugan/Dan Fitzgerald	2
1972	Steve Bradshaw	7
1973	Randy Rich	3
1974	Mark Rupcich	4
1975	Robin Cole	5
1976	Robert Rumbaugh/Dave Thompson	3
1977	Smokey Turman	3
1978	Charlie Baker/ Mark Koskovich	3
1979	Roark Shirley	4
1980	Huey Chancellor	2
1981	Greg Azar	4
1982	Mark Eastham	3
1983	Butler/Jackson/Mello	3
1984	Tom Cole	5
1985	Tom Bradford/Devin Cooper	2
1986	Tom Cole/Donny Gassoway	3
1987	Clay Orrison	3
1988	Bell/Everett/Vaughan	2
1989	Karl Logan/Nate Morris	3
1990	Karl Logan	3
1991	Four with	3
1992	Butler/Mateialona/Wilson	2
1993	Eric Jack	4
1994	Charles Butler	5
1995	Art Celestine/Terrence Sharper	2
1996	Bill Borchers	2
1997	Blake Irwin	3

1998	Casey Tisdale	3
1999	Brian Urlacher	3
2000	Barnett/M. Konte/Morrison	2
2001	Terrell Golden	2
2002	D.J. Renteria	4
2003	Bazinet/Kincaid/Strother	2
2004	Josh Bazinet/Fola Fashola	4
2005	Harris/Kase/Malone/Thompson/Tuohy	1
2006	Tyson Dittmore/Major Mosley	2
2007	OJ Swift	3
2008	Jaymar Latchison/Carmen Messina	2
2009	Kendall Briscoe/Clint McPeck	2
2010	Joe Stoner	3
2011	Zoe Williams	2
2012	Joe Stoner	3
2013	SaQwan Edwards	3
2014	Nik D'Avanzo/David Guthrie	2
2015	Reece White/Daniel Henry	2
2016	Nik D'Avanzo/Lee Crosby/Alex Hart/ Bijon Parker/Steven Romero	1
2017	Jake Rothschilder	3
2018	Adebayo Soremekun	3
2019	De'John Rogers	2
2020	Jake Saltonstall	2

### SEASON FUMBLES CAUSED

No.	Player	Year
1.	7 Charlie Baker	1978
2.	6 Steve Vaipulu	1990
	6 Zach Arnett	2008
4.	5 Robin Cole	1975
	5 Charlie Baker	1979
	5 John Bell	1990
	5 Alex Stowell	1991
	5 Brian Urlacher	1999
9.	4 Robert Rumbaugh	1978
	4 Johnny Jackson	1984
	4 Kim McCall	1991
	4 Eric Jack	1993
	4 Josh Bazinet	2004
	4 Joe Stoner	2010
	4 Joseph Harris	2011
	4 Matt Raymer	2012

### CAREER FUMBLES CAUSED

No.	Player	Year
1.	12 Charlie Baker	1977-79
2.	11 Brian Urlacher	1996-99
3.	9 Robert Rumbaugh	1976-78
	9 Johnny Jackson	1981-84
	9 Eric Jack	1990-93
6.	7 Damon Burrest	1992-94
	7 Billy Austin	1994-97
	7 Carmen Messina	2008-11
9.	6 Mike Forrest	1976-79
	6 Bob Shupryt	1977-80
	6 John Bell	1987-90
	6 Steve Vaipulu	1989-90
	6 Roston Thomas	1992-95
	6 Scott McGarrahan	1994-97
	6 Daniel Kegler	2001-03
	6 Zach Arnett	2005-08
	6 Joe Stoner	2009-12

### FUMBLES CAUSED (Year-by-Year)

Year	Name	No.
1977	Robert Rumbaugh	3
1978	Charlie Baker	7
1979	Charlie Baker	5
1980	Bob Shupryt	3
1981	Johnny Jackson	3
1982	Chancellor/Jackson/Johnson	2
1983	Jimmie Carter	3
1984	Johnny Jackson	4
1985	Eight with	1
1986	Seven with	1
1987	Brett Heber	2
1988	Four with	1
1989	Nate Morris	2
1990	Steve Vaipulu	6
1991	Alex Stowell	5
1992	Damon Burrest	3
1993	Eric Jack	4
1994	Art Celestine/Roston Thomas	3
1995	Terrence Sharper	3
1996	Chris Carroll/Scott McGarrahan	2
1997	Brian Urlacher	3
1998	Moten/Purvis/Urlacher	3
1999	Brian Urlacher	5
2000	B. Johnson/Moten/Persley/Ratcliff	2
2001	Kegler/Moss/Renteria	2

2002	Golden/Hall/Speegle/Strother	2
2003	Daniel Kegler	3
2004	Josh Bazinet	4
2005	DeAndre Wright	2
2006	OJ Swift	3
2007	Ian Clark/Herbert Felder	2
2008	Zach Arnett	6
2009	Tray Hardaway	3
2010	Joe Stoner	4
2011	Joseph Harris	4
2012	Matt Raymer	4
2013	Brett Bowers	3
2014	David Guthrie/Tevin Newman/Kimmie Carson/Markel Byrd/ Javarie Johnson/Donnie White/Donnie Duncan/Tre'Von Roy/ David Anaya/Garrett Hughes	1
2015	Daniel Henry	2
2016	Daniel Henry	2
2017	Jake Rothschilder	2
2018	Evaheleto Tohi/Brandon Shook/Daquan Baker/Willie Hobdy, Jr.	2
2019	Erin Austin	3
2020	Nico Bolden	3

### SEASON PASSES BROKEN UP

No.	Player	Year
1.	17 Brandon Payne	2004
2.	16 George Oakes	1972
3.	14 Eric Jack	1993
	14 Steve Bradshaw	1973
5.	13 Marcus McDavid	1998
6.	12 Glover Quin	2006
	12 Stephen Persley	2000
	12 Larry Dibbles	1971
9.	11 D'Angelo Ross	2017
	11 Nias Martin	2016
	11 Destry Berry	2012
	11 Glover Quin	2008
	11 Stephen Persley	2001
	11 Tim Westcott	1977

### CAREER PASSES BROKEN UP

No.	Player	Years
1.	31 Glover Quin	2006-08
2.	29 Stephen Persley	1998-01
3.	28 Steve Bradshaw	1971-73
	28 Eric Jack	1990-93
5.	26 Ray Hornfeck	1981-84
6.	25 Walter Bernard	1997-00
	25 DeAndre Wright	2005-08
8.	21 Billy Austin	1994-97
	21 Brandon Payne	2003-04
10.	19 George Oakes	1970-72
	19 Max Hudspeth	1974, '76-78
	19 James Bell	1978-79, '81
	19 Marcus McDavid	1996-99
	19 Blake Ligon	2005-08

### PASSES BROKEN UP (Year-by-Year)

Year	Name	No.
1967	Joe Presente	8
1968	William Shaw	6
1969	Rod Wallace	5
1970	Houston Ross	7
1971	Larry Dibbles	12
1972	George Oakes	16
1973	Steve Bradshaw	14
1974	Tim Westcott	3
1975	Randy Rich	6
1976	Robin Cole	5
1977	Tim Westcott	11
1978	Max Hudspeth/Mark Koskovich	7
1979	Bell/Fields	6
1980	Frank Sedillo	5
1981	Frank Sedillo	9
1982	Ray Hornfeck	10
1983	Nick Johnson	7
1984	Wendell Jones	5
1985	Anthony Stevenson	10
1986	Bob Umdenstock	10
1987	Danny Lara	6
1988	Darius Harris	7
1989	Jon Thompson	5
1990	Nate Morris	9
1991	Eric Jack	6
1992	Eric Jack	4
1993	Eric Jack	14
1994	Art Celestine	8
1995	Scott McGarrahan	7
1996	Davis/McGarrahan/Stanton	5
1997	Billy Austin	7
1998	Marcus McDavid	13



1999	Walter Bernard/Brian Urlacher	7
2000	Stephen Persley	12
2001	Stephen Persley	11
2002	David Crockett	7
2003	Gabriel Fulbright	6
2004	Brandon Payne	17
2005	Quincy Black	5
2006	Glover Quin	12
2007	DeAndre Wright	9
2008	Glover Quin	11
2009	Frankie Solomon	6
2010	Spencer Merritt	7
2011	Destry Berry	5
2012	Destry Berry	11
2013	David Guthrie/Cranston Jones	5
2014	SaQwan Edwards	9
2015	Nias Martin	6
2016	Nias Martin	11
2017	D'Angelo Ross	11
2018	D'Angelo Ross/Jalin Burrell/Bijon Parker	6
2019	De'John Rogers	10
2020	Jerrick Reed II/Patrick Peek/Donte Martin	3

## Team Defensive Marks:

### FEWEST POINTS ALLOWED

	Tot.	Year
Season	24 in 8 games	1927

### FIRST DOWNS ALLOWED

	Fds	Year
Game	0 by Montezuma College	10/11/1924
Season	82 by 1940 team	

### RUSHING ATTEMPTS

	Atts.	Year
Game	18 by New Mexico State	9/27/2008
	18 by BYU	11/14/1970
Season	348 by 1941 team	

### RUSHING YARDS

	Tot.	Year
Game	-96 by BYU	11/14/1970
Season	1,031 by 1952 team	

### RUSHING AVERAGE

	Avg.	Year
Game	-5.3 BYU (18 att., -96 yards)	11/14/1970
Season	2.4 by 1952 team	

### Per Game, Season

	86.1 by 2003 team (5th in NCAA) (1,119 yards in 13 games)	2003
--	--------------------------------------------------------------	------

### PASS COMPLETIONS

	No.	Year
Game	0 four times; last time, Montana	11/17/1962
Season	44 by 1948 team	

### PASS ATTEMPTS

	No.	Year
Game	1 by Utah State	10/15/1960
Season	113 by 1948 team	

### PASSING YARDS

	No.	Year
Game	0 five times; last time, Rice	10/18/1997
Season	703 by 1940 team	

### TD PASSES

	No.	Year
Season	3	1947, 1952 and 1962

### PASS COMPLETION PERCENTAGE

	Pct.	Year
Season	.374 49 of 131	1941

### TOTAL PLAYS

	TPs	Year
Game	34 Northern Arizona	9/21/1946
Season	479 by 1941 team	

### PER PLAY AVERAGE

	Avg.	Year
Game	1.1 UTEP	11/12/1983
Season	3.3 by 1952 team	
Per Game, Season	204.3 by 1940 team	

### PUNTS BLOCKED

	Blk.	Year
Season	5	2000
	4	2001
	3	1940, 1948 and 1979

### SAFETIES

	No.	Year
Game	1 many times, last vs. New Mexico State	10/3/2015
Season	3	2002

## Opponent Defensive Marks:

### FUMBLES

	No.	Year
Game	9 by Fresno State	11/8/1947
Season	45	1954

### FUMBLES LOST

	No.	Year
Game	6 by Utah State	9/29/1956
	6 by UTEP	10/22/1949
Season	27	1954

### PENALTIES

	No.	Year
Game	15 by five; last time-Colorado State	11/11/1978
Season	102	1978

### YARDS PENALIZED

	No.	Year
Game	187 by Arizona	11/4/1967
Season	1,018	1967

### PUNTS

	No.	Year
Game	13 by three; last time - UTEP	11/12/1983
Season	88	1952

### LOWEST PUNTING AVERAGE

	Avg.	Year
Game	19.4 by Montana (5 for 97)	11/6/1954
Season	32.9	1956

### RUSHING DEFENSE

	Yds.	Opponent	Year
1.	-96	BYU	11/14/1970
2.	-64	New Mexico State	9/1/1990
3.	-61	UTEP	10/1/1955
4.	-57	Denver	11/8/1952
5.	-53	UTEP	9/1/2001
6.	-32	New Mexico State	10/9/1948
7.	-24	San Diego State	11/19/1983
8.	-19	Utah State	9/12/1998
9.	-18	UTEP	11/12/1983
10.	-14	Central Florida	9/14/1996
11.	-5	San Diego State	10/3/1981
	-5	Northern Arizona	9/21/1946

### PASS DEFENSE

	Yds.	Opponent	Year
1.	0	Rice	10/18/1997
	0	Montana	11/17/1962
	0	UTEP	10/6/1962
	0	Montana	10/4/1958
	0	BYU	11/30/1957
6.	1	Air Force	10/23/2008
7.	5	New Mexico State	11/2/1974
8.	6	UTEP	10/22/1949
9.	7	Wyoming	10/18/1952
10.	8	Air Force	11/2/1991
	8	Iowa State	9/30/1967
	8	Wyoming	9/24/1960
	8	Wyoming	10/25/1958

### TOTAL DEFENSE

	Yds.	Opponent	Year
1.	5	UTEP	10/1/1955
2.	45	Northern Arizona	9/21/1946
3.	61	New Mexico State	10/9/1948
4.	70	UTEP	11/12/1983
5.	73	Hawai'i	11/20/1964
6.	74	Mississippi Valley State	9/5/2015
6.	86	Northern Arizona	9/23/1950
7.	87	Denver	11/8/1952
8.	90	Colorado State	9/24/1955
9.	98	UTEP	10/6/1962
10.	101	San Diego State	11/22/1980

## Miscellaneous:

### LONGEST UNBEATEN STREAK

13 Nov. 13, 1926 - Oct. 6, 1928 (11 wins, 2 ties)

### LONGEST WINNING STREAKS

7 Nov. 5, 1927 - Oct. 6, 1928  
 7 Oct. 16, 1982 - Sept. 3, 1983  
 7 Nov. 5, 1983 - Sept. 29, 1984  
 7 Nov. 23, 1996 - Oct. 11, 1997  
 6 six times; last Oct. 10, 1970 - Nov. 14, 1970

### LONGEST WINNING STREAK, HOME GAMES

12 Oct. 2, 1926 - Oct. 13, 1928

### LONGEST WINNING STREAK, ROAD GAMES

6 Nov. 14, 1981 - Nov. 6, 1982  
 4 Oct. 2, 1964 - Nov. 20, 1964  
 4 Sept. 16, 1978 - Nov. 4, 1978  
 4 Nov. 2, 1996 - Oct. 11, 1997  
 4 Oct. 16, 2004 - Sept. 10, 2005

### LONGEST LOSING STREAKS

21 Sept. 23, 1967 - Sept. 27, 1969  
 15 Sept. 29, 2019 - Nov. 26, 2020  
 14 Oct. 23, 2008 - Nov. 14, 2009  
 12 Sept. 5, 1987 - Sept. 3, 1988  
 12 Nov. 13, 2010 - Nov. 5, 2011

### TIMES UNM SHUTOUT/OPPONENTS SHUTOUT

126/88

### LONGEST UNM SCORING STREAK

121 games from 1973-83

### LONGEST SCORING STREAK BY OPPONENTS

216 games from 1984-2002 (current 68 - through 2020)

### LONGEST SCORELESS STREAK BY UNM

4 games 1955

### LONGEST RUN WITH FUMBLE

97, Pete McDavid vs. Northern Arizona 11/26/1936

### LONGEST RUN-LATERAL

85, Bill Dwyer-Steve Reynolds vs. Colorado College 10/7/1938

### LONGEST PASS-LATERAL

70, Bob Arnett-Weldon Hunter vs. BYU 11/17/1951

### FUMBLES

	No.	Year
Game	10 vs. Wyoming	10/18/1952
Season	51 by 1972 team	

### FUMBLES LOST

	No.	Year
Game	7 vs. Montana	10/24/1953
Season	30 by 1972 team	

### PENALTIES (Number)

	No.	Year
Game	17 vs. UTEP	9/1/2001
	17 vs. Hawai'i	11/18/1982
Fewest, Game	0 at Air Force	11/10/2018
Season	120 by 1982 team	

### PENALTIES (Yards)

	No.	Year
Game	163 vs. San Diego State	10/3/1981
Season	1,029 by 1978 team	

### SINGLE SEASON TURNOVERS (Fewest)

No.	Year
9 (3 fumbles, 6 interceptions)	2020*
12 (5 fumbles, 7 interceptions)	1996
14 (10 fumbles, 4 interceptions)	2012
14 (9 fumbles, 5 interceptions)	2013
14 (8 fumbles, 6 interceptions)	2016
17 (8 fumbles, 9 interceptions)	1993

### SINGLE SEASON TURNOVERS (Most)

No.	Year
46 (29 fumbles, 17 interceptions)	1974
46 (26 fumbles, 20 interceptions)	1984
45 (23 fumbles, 22 interceptions)	1980
43 (17 fumbles, 26 interceptions)	1950
43 (16 fumbles, 27 interceptions)	1967
43 (25 fumbles, 18 interceptions)	1977



Year	G	First Downs	Rushing Att/Yds	Passing C-A-I-Yds	Total Offense	Scoring TP-Avg.	Punting No-Avg.	Punt Returns	Kickoff Returns	Int. Returns	Penalties No-Yds	Fumbles Lost	Sacks
1946	12	94	383-1,232	53-161-32-1,063	2,295	100-10.0	73-40.2	37-448	38-748	20-300	58-383	37-9	
1947	10	124	440-2,142	45-124-15-798	2,940	171-17.1	54-34.1	27-265	32-708	13-104	50-399	25-13	
1948	11					146-13.3							
1949	10	103	479-1,516	49-146-18-663	2,179	98-9.8	81-36.2	35-343	53-912	6-93	73-660	36-24	
1950	10	117	413-1,461	85-215-26-1,046	2,507	160-16.0	69-32.3	29-289	56-1,291	20-323	57-481	32-17	
1951	11	132	471-1,729	97-197-14-1,159	2,888	193-17.5	78-39.4	25-320	44-864	20-188	43-345	26-15	
1952	9	98	470-1,416	41-127-14-677	2,093	119-13.2	91-37.4	45-338	16-316	17-251	53-464	37-13	
1953	9	100	407-1,437	34-99-13-370	1,807	154-17.1	55-36.3	28-415	24-493	14-174	45-390	39-22	
1954	10	112	452-1,398	42-124-13-584	1,982	151-15.1	51-42.6	22-210	35-750	14-164	52-545	39-26	
1955	10	99	420-1,001	61-140-13-696	1,697	61-6.1	49-36.6	19-259	36-734	12-110	56-344	32-21	
1956	10	138	497-1,999	49-133-12-903	2,902	177-17.7	54-35.5	22-295	36-781	11-94	63-462	29-17	
1957	10	153	533-2,104	39-109-14-508	2,612	140-14.0	46-34.8	10-115	29-584	10-104	39-342	40-21	
1958	10	134	476-2,114	46-107-7-699	2,813	204-20.5	54-35.1	20-220	31-566	16-175	60-546	25-15	
1959	10	167	535-2,899	44-104-5-664	3,563	260-26.0	50-37.7	24-243	30-767	17-202	53-500	23-15	
1960	10	159	491-2,301	51-126-10-790	3,091	234-23.4	43-35.6	17-217	24-596	11-154	26-269	29-19	
1961	11	154	503-2,080	33-87-9-639	2,625	187-18.7	42-39.3	15-149	36-743	14-226	37-282	29-19	
1962	10	143	527-2,428	25-59-14-667	3,095	210-21.0	41-41.0	29-327	35-748	15-210	47-405	24-19	
1963	10	135	460-1,958	36-104-9-671	2,629	177-17.7	53-35.8	25-277	27-432	14-278	43-414	25-12	
1964	11	170	550-2,341	50-107-8-878	3,219	185-16.8	42-34.6	26-271	23-400	13-381	42-409	41-26	
1965	10	142	514-2,068	46-146-10-667	2,735	127-12.7	55-38.7	31-316	38-856	10-137	44-378	34-19	
1966	10	119	464-1,177	75-193-15-885	2,062	101-10.1	74-37.4	27-168	40-757	12-46	64-592	30-17	
1967	10	173	325-505	193-416-27-2,491	2,996	152-15.2	77-33.1	32-365	55-1,291	10-134	64-612	25-16	
1968	10	140	505-1,115	94-226-14-1,132	2,168	120-12.0	83-38.5	23-249	40-874	10-141	65-603	32-21	
1969	10	158	587-1,833	71-174-12-979	2,812	158-15.8	74-38.6	21-221	42-869	21-247	52-472	29-18	
1970	10	180	627-3,501	52-124-11-665	4,166	291-29.1	60-36.7	24-230	33-578	28-363	88-804	36-26	
1971	11	248	<b>747</b> -4,229	57-115-8-919	5,148	341-31.0	58-32.5	23-71	39-816	15-116	82-939	30-20	
1972	11	187	686-3,085	56-159-11-902	3,987	208-18.9	74-38.9	35-262	38-751	9-70	75-649	<b>51-30</b>	
1973	11	210	652-2,800	74-177-13-1,289	4,089	257-23.4	62-43.5	24-185	37-699	12-122	78-733	38-20	
1974	11	178	510-1,630	139-295-17-1,492	3,122	192-17.5	71-40.8	17-107	44-858	17-222	55-438	43-29	
1975	11	235	464-1,662	191-354-14-2,529	4,191	291-26.5	53-38.6	25-324	35-744	19-296	72-677	37-18	
1976	11	237	645-2,639	103-229-14-1,634	4,273	229-20.8	65-34.2	31-114	29-557	12-81	79-757	39-21	
1977	12	233	651-2,595	108-231-18-1,577	4,172	273-22.8	74-38.6	27-325	42-782	11-189	99-997	46-25	38
1978	12	237	647-2,730	141-290-18-2,077	4,807	284-23.7	70-38.1	36-285	34-760	16-167	<b>94-1,029</b>	43-17	46
1979	12	193	642-2,332	122-249-17-1,519	3,851	211-17.6	83-39.9	47-385	39-645	24-309	100-967	43-19	24
1980	11	235	583-2,036	155-344-22-2,326	4,339	246-22.4	66-37.8	48-396	46-851	9-94	93-919	39-23	35
1981	12	195	514-1,252	169-381-14-2,346	3,598	225-18.8	<b>94</b> -38.7	31-187	29-454	16-67	95-875	33-17	51
1982	11	225	564-2,998	117-237-12-1,824	4,822	374-34.0	67-42.3	29-136	21-326	16-348	<b>120</b> -979	22-15	<b>53</b>
1983	12	210	607-2,494	120-228-13-1,631	4,125	239-19.9	70-41.9	37-157	14-222	9-58	97-842	33-14	45
1984	12	217	622-2,472	103-229-20-1,774	4,246	251-20.9	69-41.7	29-188	44-709	6-34	94-862	48-26	34
1985	11	260	519-1,920	194-395-24-3,245	5,165	289-26.3	57-41.6	10-58	49-799	14-107	82-709	28-12	24
1986	12	271	541-2,404	204-356-13-2,865	5,269	317-26.4	60-43.3	14-87	51-973	13-90	58-484	46-17	35
1987	11	213	302-739	284-514-27-3,230	3,969	209-19.0	84-40.7	24-201	54-1,020	10-91	87-711	32-13	36
1988	12	192	408-1,010	193-397-20-2,336	3,346	170-14.2	87-40.6	26-131	61-1,165	12-42	86-738	27-15	24
1989	12	264	411-1,072	<b>290-532</b> -22-- <b>3,732</b>	4,804	298-24.8	72-38.9	38-166	54-1,199	16-207	89-804	36-19	29
1990	12	245	421-1,096	237-510-23-3,221	4,317	279-23.3	80-41.4	33-195	57-1,073	14-258	96-936	36-15	43
1991	12	235	353-926	246-518-24-3,584	4,510	240-20.0	66-40.2	17-92	62-1,120	13-109	61-508	29-16	27
1992	11	206	450-1,722	173-323-13-2,368	4,090	247-22.5	52-39.1	29-239	32-739	6-165	64-523	21-10	40
1993	11	240	471-1,893	189-327-9-2,648	4,541	335-30.5	53-45.0	19-146	26-672	8-180	64-558	25-8	22
1994	12	<b>300</b>	526-2,527	235-411-12-3,137	5,664	401-33.4	50-39.2	13-67	33-688	9-75	83-725	21-9	31
1995	11	246	516-2,380	164-287-10-2,223	4,603	256-23.3	42-37.8	19-127	35-947	3-6	67-590	24-8	29
1996	11	245	546-2,692	160-264-7-2,101	4,793	331-30.1	49-43.3	32-347	23-546	12-286	71-655	12-5	31
1997	13	242	541-2,476	171-289-9-2,371	4,847	390-32.5	49-43.7	42-288	33-758	16-309	90-763	17-11	36.5
1998	12	228	464-1,669	211-396-19-2,736	4,405	274-22.8	78-40.2	33-230	55-1,066	8-118	85-749	19-9	26
1999	11	211	442-1,573	198-370-13-2,226	3,799	240-21.8	66-35.4	30-260	23-450	7-31	51-451	10-5	23
2000	12	179	556-1,776	120-231-10-1,423	3,199	229-19.1	88-39.5	<b>51-481</b>	26-550	15-98	73-630	20-9	50
2001	11	209	508-2,094	141-331-17-2,051	4,145	304-27.6	72-39.2	33-3371	26-613	15-110	71-624	20-8	26
2002	<b>14</b>	231	593-2,504	192-352-10-2,037	4,541	341-24.4	82-39.8	34-382	41-803	15-277	101-856	29-16	38
2003	13	261	616-2,730	161-307-14-2,477	5,207	391-30.1	72-39.0	39-341	38-724	13-137	90-783	20-10	39
2004	12	193	526-2,147	116-259-12-1,429	3,576	244-20.3	77-38.9	31-221	31-542	12-73	93-741	21-7	42
2005	11	247	527-2,200	187-311-13-2,171	4,371	326-29.6	55-38.8	23-188	34-623	15-226	81-618	22-8	36
2006	13	219	433-1,444	204-390-9-2,676	4,120	284-21.8	71-39.6	28-179	45-923	14-291	65-544	30-14	29
2007	13	246	503-1,767	253-437-10-3,070	4,837	321-24.7	74-40.6	37-376	45-946	11-137	86-688	23-15	23
2008	12	220	540-2,499	159-289-14-1,576	4,075	253-21.1	61-38.3	22-339	36-898	12-157	82-694	19-8	21
2009	12	196	361-1,203	268-470-15-2,581	3,784	196-16.3	67-43.1	19-68	54-1,035	7-31	79-724	23-11	23
2010	12	188	440-1,296	192-365-15-1,892	3,188	190-15.8	87-39.6	10-23	<b>70-1,648</b>	4-53	79-701	31-16	11
2011	12	187	405-1,358	201-355-8-2,196	3,554	144-12.0	75-39.1	9-12	63-1,343	3-21	82-582	24-13	10
2012	13	253	688-3,917	79-154-4---895	4,812	335-25.8	55-43.1	15-78	40-956	11-233	62-530	30-10	21
2013	12	241	604-3,706	90-177-7-1,356	5,062	393-32.8	47-45.8	13-60	67-1,608	4-51	44-363	19-9	16
2014	12	205	586-3,725	76-149-6-1,069	4,794	332-27.7	57-41.8	12-60	44-985	11-151	52-498	25-12	24
2015	13	235	638-3,278	118-230-14-1,768	5,046	389-29.9	68-41.8	11-58	38-871	14-170	89-840	18-7	30
2016	13	271	688-4,550	96-179-6-1,359	<b>5,939</b>	<b>477-36.7</b>	54-35.8	22-150	38-864	8-86	82-737	17-8	27
2017	12	211	542-2,825	120-242-14-1,489	4,314	248-20.7	<b>67-47.3</b>	11-117	43-906	6-162	73-613	26-15	21
2018	12	210	505-1,838	153-288-17-2,122	3,960	319-26.6	75-43.7	17-330	24-378	9-213	56-569	19-9	26
2019	12	244	501-2,463	163-331-15-2,340	4,803	267-22.2	60-45.6	24-147	26-627	4-71	81-729	21-11	22
2020	7	152	289-1,370	122-215-6-1,386	2,756	167-23.9	35-39.5	6-32	28-560	6-76	41-390	9-3	14

boldface indicates school record



Year	First Downs	Rushing Att/Yds	Passing C-A-I-Yds	Total Offense	Scoring TP-Avg.	Punting No-Avg.	Punt Returns	Kickoff Returns	Int. Returns	Penalties No-Yds	Fumbles Lost	Sacks
1946	101	457-1,745	59-151-20--687	2,432	192-19.2	68-35.5	32-453	19-335	32-356	55-456	37-17	
1947	119	398-1,792	50-118-13--811	2,603	182-18.2	55-36.3	25-367	29-522	14-272	63-581	33-17	
1948					217-19.7							
1949	128	477-2,493	82-167-8--1,272	3,765	307-30.7	58-36.2	57-604	24-420	19-173	78-722	24-19	
1950	162	504-2,863	71-169-12--998	3,861	330-33.0	54-34.2	48-582	24-710	26-233	75-685	29-18	
1951	183	544-1,999	113-246-16--1,735	3,734	208-18.9				14-132			
1952	98	425-1,031	68-170-13--931	1,962	46-5.1	88-36.3	41-514	24-422	16-132	57-462	36-17	
1953	118	406-1,303	64-148-11--905	2,207	103-11.4	62-34.2	24-157	26-365	15-148	61-511	37-22	
1954	132	441-1,950	64-167-14--847	2,797	158-15.8	41-33.1	26-333	23-458	13-108	68-578	45-27	
1955	139	438-2,134	54-138-11--821	2,955	213-21.3	36-35.7	28-261	15-312	15-227	56-488	31-19	
1956	153	452-2,211	73-152-11--807	3,018	205-20.5	49-37.3	34-457	31-617	14-214	78-712	33-20	
1957	147	483-1,994	61-148-9--753	2,747	144-14.4	44-33.6	19-216	30-524	11-54	51-456	40-23	
1958	150	471-1,823	80-178-15--917	2,740	185-18.5	52-36.1	20-138	31-597	7-121	64-472	32-12	
1959	139	425-1,786	65-164-16--865	2,651	135-13.5	50-37.9	24-170	45-953	7-31	46-374	27-17	
1960	162	457-1,998	83-173-11--1,140	3,145	182-18.2	34-37.5	15-227	41-779	10-110	46-398	41-25	
1961	159	476-2,017	62-163-14--1,070	3,087	183-18.3	NA-38.5	18-170	31-638	9-128	31-292	27-15	
1962	116	444-1,505	46-117-15--568	2,073	159-15.9	54-37.2	27-345	34-826	14-313	35-275	21-13	
1963	141	450-1,600	74-171-14--863	2,463	143-14.3	52-38.1	22-253	35-633	9-49	47-395	21-10	
1964	123	448-1,404	63-156-13--912	2,316	90-8.2	66-35.8	18-115	29-571	8-91	53-442	33-16	
1965	168	332-1,220	135-264-10--2,011	3,231	226-22.6	49-38.2	34-260	29-607	10-120	98-421	25-16	
1966	173	426-1,748	123-251-12--1,713	3,461	320-32.0	51-37.6	42-301	25-389	15-110	58-583	29-17	
1967	181	453-2,110	134-274-10--2,346	4,456	433-43.3	54-42.7	39-267	33-656	26-403	103-1,018	23-10	
1968	207	534-2,820	105-232-10--1,466	4,286	403-40.3	50-37.6	46-548	23-445	13-216	94-881	29-16	
1969	202	517-2,551	97-224-21--1,487	4,038	281-28.1	57-39.4	51-584	37-757	12-142	62-610	28-18	
1970	180	429-1,645	154-310-28--1,932	3,589	222-22.2	53-39.2	29-229	43-986	11-127	74-614	24-14	
1971	223	523-2,277	129-250-15--1,731	4,008	292-26.5	52-38.8	23-162	47-1,085	8-108	61-535	28-17	
1972	237	597-2,908	125-251-9--1,718	4,626	327-29.7	62-39.0	40-368	26-588	11-167	71-714	38-22	
1973	216	523-2,056	145-285-12--1,960	4,017	287-26.1	67-38.7	33-396	31-532	13-150	81-875	26-12	
1974	187	576-2,029	103-200-17--1,507	3,536	263-23.9	59-39.0	40-479	34-762	17-159	77-710	41-22	
1975	234	562-2,180	146-291-19--2,050	4,230	232-21.1	66-34.1	16-53	32-650	14-145	94-843	32-16	
1976	196	522-1,861	125-268-12--2,000	3,861	235-21.4	71-39.3	10-92	27-441	14-174	78-751	35-15	
1977	254	659-2,568	126-271-11--1,880	4,448	339-28.3	69-40.7	28-145	25-376	18-181	86-941	31-16	
1978	215	573-2,027	145-284-16--1,825	3,852	205-17.1	78-41.8	17-145	29-493	18-185	102-966	37-20	
1979	204	528-1,873	144-327-24--2,118	3,991	229-19.1	85-39.5	38-318	20-363	17-263	92-1,001	28-14	
1980	177	498-2,146	105-236-9--1,596	3,302	364-33.1	86-42.9	29-401	22-510	22-355	98-1,002	26-12	
1981	184	555-1,534	137-305-16--1,952	3,486	231-19.3	86-40.1	35-203	22-416	14-67	86-737	44-22	
1982	206	444-1,145	169-377-14--2,493	3,538	225-20.5	76-40.5	29-317	27-670	12-188	85-879	31-18	
1983	206	545-1,397	156-275-9--2,190	3,587	233-19.4	79-40.4	40-368	29-669	13-77	87-859	36-18	
1984	229	583-2,306	134-261-6--2,138	4,444	359-29.9	62-42.3	35-308	34-885	20-213	95-880	34-20	
1985	263	582-2,318	182-303-14--2,826	5,144	415-37.7	41-38.6	25-353	28-543	24-405	72-691	40-17	
1986	314	541-2,309	272-480-13--3,498	5,807	338-28.2	59-36.5	24-200	40-773	13-185	87-695	30-12	
1987	273	612-3,105	158-275-10--2,472	5,777	444-40.4	56-38.5	49-562	21-448	27-235	90-687	33-13	
1988	303	599-2,888	192-338-12--2,884	5,772	518-43.2	48-42.6	44-313	32-668	20-298	95-796	31-11	
1989	232	532-2,596	176-328-16--2,427	5,023	378-31.5	71-38.9	35-353	41-888	22-466	102-988	32-16	
1990	259	519-1,705	215-382-14--3,473	5,178	400-33.3	64-39.0	43-476	51-982	24-289	91-822	37-21	
1991	309	640-3,783	173-313-13--2,512	6,295	473-39.4	45-39.2	35-264	43-797	24-424	98-892	43-19	
1992	255	504-2,212	194-327-6--2,331	4,543	287-26.1	61-37.9	15-97	33-750	13-105	82-696	30-14	28
1993	237	467-2,000	180-327-8--2,312	4,312	256-23.3	63-38.2	28-147	44-940	9-130	72-574	29-13	25
1994	319	542-2,658	238-374-9--3,196	5,854	386-32.2	46-40.9	18-60	37-749	12-81	94-767	34-18	15
1995	259	483-2,065	180-282-3--2,664	4,729	303-27.5	42-38.3	17-187	27-526	10-49	88-837	23-14	16
1996	230	435-1,828	168-311-12--2,450	4,278	280-25.5	55-40.3	23-223	19-546	7-162	50-374	19-10	11
1997	232	469-1,880	153-333-16--1,989	3,869	254-21.2	68-39.3	25-228	39-736	9-123	65-644	20-13	15
1998	249	479-2,070	212-387-8--2,667	4,737	397-33.1	64-40.4	44-677	27-687	19-306	79-700	23-10	27
1999	206	435-1,819	171-309-7--2,266	4,085	298-27.1	64-39.3	18-263	28-514	13-99	76-709	23-13	30
2000	199	431-1,384	191-375-15--2,329	3,713	249-20.8	82-39.9	51-353	39-733	10-154	66-566	21-12	27
2001	176	383-961	192-375-15--2,458	3,419	243-22.1	73-38.0	43-258	51-950	17-258	55-449	23-10	20
2002	241	513-1,608	244-452-15--3,051	4,659	358-25.6	74-40.4	37-313	42-850	10-158	72-596	26-13	17
2003	243	428-1,119	270-477-13--3,227	4,346	290-22.3	73-40.9	31-227	64-1,417	14-168	76-653	27-16	26
2004	224	462-1,300	220-396-13--2,579	3,879	224-18.7	66-40.1	32-268	37-668	12-109	72-638	27-15	24
2005	213	384-1,439	214-373-15--2,797	4,236	327-29.7	55-38.4	17-171	31-745	13-224	60-547	14-5	19
2006	244	442-1,535	256-427-14--3,086	4,621	312-24.0	62-41.8	23-269	23-459	9-135	57-440	19-11	43
2007	229	490-1,593	229-416-11--2,566	4,159	247-19.0	85-41.6	14-109	64-1,229	10-108	77-634	26-14	25
2008	215	439-1,462	211-366-12--2,562	4,024	273-22.8	58-41.1	29-200	42-822	14-254	65-572	25-13	18
2009	271	509-1,980	229-364-7--3,044	5,024	431-35.9	49-42.0	36-341	44-1,036	15-225	75-705	23-13	41
2010	288	567-3,002	192-318-4--2,626	5,628	532-44.3	44-43.7	34-531	33-979	15-194	77-754	24-15	27
2011	302	541-2,963	244-336-3--2,942	5,905	500-41.7	35-37.9	32-383	30-722	8-24	67-591	22-10	30
2012	284	428-2,274	271-417-11--3,500	5,774	393-30.2	41-46.0	22-102	31-790	4-102	77-621	25-14	12
2013	294	500-3,086	228-336-4--3,113	6,199	513-42.8	41-41.0	18-213	50-1,145	5-3	45-337	16-6	24
2014	306	554-3,228	217-359-11--2,995	6,223	431-35.9	44-41.1	24-139	23-444	6-87	60-487	19-8	11
2015	288	552-2,505	221-380-14--3,184	5,689	369-28.4	54-42.4	20-72	21-474	14-123	68-537	19-11	13
2016	254	471-2,242	201-345-8--2,890	5,132	409-31.5	59-40.8	24-204	13-307	6-16	61-544	12-5	12
2017	235	406-1,889	222-373-6--2,887	4,776	382-31.8	70-43.9	11-117	9-151	14-131	64-599	16-7	15
2018	283	536-2,604	209-363-9--3,072	5,676	434-36.2	58-43.1	29-218	18-268	17-213	76-588	23-13	27
2019	269	456-1,971	258-412-4--3,857	5,828	446-37.2	54-44.3	18-131	19-439	15-133	80-702	15-7	18
2020	145	241-1,149	143-219-6--1,981	3,130	228-32.6	25-41.6	8-64	23-481	6-20	39-347	12-7	16

boldface indicates school record



**SPORTS ILLUSTRATED PLAYER OF THE WEEK**

Herman Fredenberg vs. BYU	Oct. 1, 1971
Johnny Jackson vs. Utah	Nov. 7, 1981
Johnny Jackson vs. Colorado State	Nov. 13, 1982
Eric Jack vs. Colorado State	Nov. 16, 1991
Eric Jack vs. Hawai'i	Oct. 2, 1993

**ASSOCIATED PRESS BACK OF THE WEEK**

Don Perkins vs. Air Force	Nov. 21, 1959
Steve Myer vs. Arizona	Oct. 25, 1975
Brad Wright vs. Brigham Young	Sept. 6, 1980
Johnny Jackson vs. Utah	Nov. 7, 1981

**AP DEFENSIVE PLAYER OF THE WEEK**

Johnny Jackson vs. Colorado State	Nov. 13, 1982
-----------------------------------	---------------

**AP LINEMAN OF THE WEEK**

Charlie Baker vs. Texas Tech	Sept. 15, 1979
------------------------------	----------------

**UPI BACK OF THE WEEK**

Don Perkins vs. Air Force	Nov. 21, 1959
Don Woods vs. New Mexico State	Sept. 15, 1973
Steve Myer vs. Arizona	Oct. 25, 1975
Mike Williams vs. Texas-El Paso	Sept. 18, 1976

**UPI COACH OF THE WEEK**

Rudy Feldman vs. Kansas	Oct. 4, 1969
-------------------------	--------------

**ABC-TV DEFENSIVE PLAYER OF THE GAME**

Andy Frederick vs. Brigham Young	Nov. 13, 1976
Mike Forrest vs. Utah	Nov. 4, 1978
Johnny Jackson vs. Utah	Nov. 7, 1981

**ABC-TV OFFENSIVE PLAYER OF THE GAME**

Brad Wright vs. Utah	Nov. 4, 1978
Jimmy Sayers vs. Wyoming	Oct. 4, 1980
Stoney Case vs. Brigham Young	Sept. 24, 1994

**CBS-TV OFFENSIVE PLAYER OF THE GAME**

David Osborn vs. Air Force	Oct. 2, 1982
Michael Johnson vs. Brigham Young	Oct. 9, 1982

**WTBS-TV DEFENSIVE PLAYER OF THE GAME**

Johnny Jackson vs. Hawai'i	Nov. 20, 1982
----------------------------	---------------

**ESPN PLAYER OF THE GAME**

Tom Bradford vs. Brigham Young	Oct. 25, 1984
--------------------------------	---------------

**CONFERENCE PLAYERS OF THE WEEK**  
**(Western Athletic 1980-98;**  
**Mountain West 1999-current)**

**OFFENSE (45)**

QB Brad Wright vs. Brigham Young	1980
RB Jimmy Sayers vs. San Diego State	
QB David Osborn vs. Air Force	1982
QB Buddy Funck vs. Texas Tech	1984
QB Buddy Funck vs. Texas-El Paso	
QB Billy Rucker vs. Wyoming	1985
QB Billy Rucker vs. San Diego State	1986
QB Ned James vs. New Mexico State	
WR Terance Mathis vs. Colorado State	
WR Terance Mathis vs. Hawai'i	1987
WR Tony Jones vs. Colorado State	1988
WR Terance Mathis vs. Texas Tech	1989
QB Jeremy Leach vs. Utah	
QB Fred Schweer vs. Texas-El Paso	1993
QB Stoney Case vs. Brigham Young	1994
WR Gavin Pearlman vs. Utah	
QB Donald Sellers vs. New Mexico State	1995
TB Lennox Gordon vs. New Mexico State	1996
QB Graham Leigh vs. Northern Arizona	1997
QB Graham Leigh vs. New Mexico State	
QB Graham Leigh vs. San Diego State	
QB Graham Leigh vs. Brigham Young	

QB Sean Stein vs. Air Force	1999
RB Holmon Wiggins vs. Texas Tech	2000
RB Jarrod Baxter vs. Utah	
RB Jarrod Baxter vs. UTEP	2001
RB Jarrod Baxter vs. New Mexico State	
QB Justin Millea vs. UNLV	2002
RB DonTrell Moore vs. Wyoming	
OT Jason Lenzmeier vs. Utah	2003
RB DonTrell Moore vs. Colorado State	
RB DonTrell Moore vs. Air Force	
QB Kole McKamey vs. Texas Tech	2004
WR Hank Baskett vs. Missouri	2005
QB Kole McKamey vs. New Mexico State	
RB DonTrell Moore vs. Wyoming	
WR Marcus Smith vs. New Mexico State	2006
QB Donovan Porterie vs. Utah	
QB Donovan Porterie vs. New Mexico State	2007
RB Rodney Ferguson vs. Air Force	
RB Rodney Ferguson vs. San Diego State	2008
RB Kasey Carrier vs. Air Force	2012
RB Kasey Carrier vs. UTEP	2013
RB Richard McQuarley vs. Air Force	2017
QB Isaiah Chavez vs. Fresno State	2020

**DEFENSE (58)**

NT Greg Azar vs. Brigham Young	1980
LB Bob Shupryt vs. San Diego State	
DE Jimmie Carter vs. Houston	1981
LB Johnny Jackson vs. Air Force	
LB Johnny Jackson vs. Utah	
DE Jimmie Carter vs. Wyoming	1982
LB Johnny Jackson vs. San Diego State	
LB Johnny Jackson vs. Colorado State	
LB Johnny Jackson vs. Hawai'i	
NT Fred Mady vs. Utah	1983
LB Gary Butler vs. Texas Tech	
LB Gary Butler vs. Texas-El Paso	
FS Ray Hornfeck vs. Texas-El Paso	1984
LB Frank Reina vs. Texas Tech	1985
DE Tom Cole vs. Texas-El Paso	1986
LB Nate Morris vs. New Mexico State	1989
CB Donald Livingston vs. Fresno State	
LB Steve Vaipulu vs. Texas-El Paso	1990
DT Steve Green vs. New Mexico State	1991
CB Eric Jack vs. Colorado State	
LB Jesse Becton vs. TCU	1992
LB Jesse Becton vs. Utah	
CB Eric Jack vs. Hawai'i	1993
CB Eric Jack vs. Wyoming	
LB Blake Irwin vs. Fresno State	1994
LB Antoine Wright vs. Hawai'i	1995
CB Art Celestine vs. Colorado State	
LB Blake Irwin vs. Utah State	1997
FS Billy Austin vs. SMU	
LB Brian Urlacher vs. Tulsa	
FS Brian Urlacher vs. UTEP	1999
FS Brian Urlacher vs. San Diego State	
LB Gary Davis vs. Wyoming	2001
LB Gary Davis vs. UNLV	
LB Charles Moss vs. New Mexico State	
S Terrell Golden vs. Baylor	
LB Charles Moss vs. Air Force	2002
LB Billy Strother vs. San Diego State	
LB Billy Strother vs. Wyoming	
CB Gabriel Fulbright vs. San Diego State	2003
LB Daniel Gawronski vs. Air Force	
S Josh Bazinet vs. Texas Tech	2004
DE Evroy Thompson vs. San Diego State	
LB Nick Speegle vs. Colorado State	
LB Fola Fashola vs. Wyoming	
DE Evroy Thompson vs. Missouri	2005
LB Michael Tuohy vs. New Mexico State	2006
LB Cody Kase vs. San Diego State	
CB Glover Quin vs. Arizona	2008
LB Carmen Messina vs. UNLV	2011
DE Brett Bowers vs. New Mexico State	2013
LB Dakota Cox vs. New Mexico State	2014
Kimmie Carson vs. Wyoming	
LB Ryan Langford at Boise State	2015

LB Dakota Cox vs. South Dakota	2016
NICK Jake Rothschilder vs. Abilene Christian	2017
S Marcus Hayes at New Mexico State	2018
LB Brandon Shook vs. Wyoming	2020

**SPECIAL TEAMS (36)**

P Jason Bloom vs. Central Florida	1996
PR Chad Smith vs. Texas-El Paso	
P Jason Bloom vs. Northern Arizona	1997
P Jason Bloom vs. Utah State	
K Colby Cason vs. SMU	
P Jason Bloom vs. Brigham Young	
K Colby Cason vs. Tulsa	
P/K Jason Bloom vs. Hawai'i	1998
K Vladimir Borombozin vs. Texas Tech	2000
PR Holmon Wiggins vs. New Mexico State	
K Vladimir Borombozin vs. San Diego St.	2001
PR Dwight Counter vs. Weber State	2002
K Wes Zunker vs. Colorado State	2003
K Wes Zunker vs. Texas Tech	2004
P Tyler Gaus vs. UNLV	
K Wes Zunker vs. Colorado State	
K Kenny Byrd vs. UNLV	2006
K Kenny Byrd vs. Colorado State	
K Kenny Byrd vs. San Diego State	
K John Sullivan vs. New Mexico State	2007
K John Sullivan vs. Sacramento State	
K John Sullivan vs. Air Force	
K John Sullivan vs. Colorado State	
K James Aho vs. Arizona	2008
K James Aho vs. New Mexico State	
K James Aho vs. Colorado State	2009
K James Aho vs. Wyoming	2010
K Justus Adams vs. New Mexico State	2012
KR Carlos Wiggins vs. Hawai'i	2015
K/P Zack Rogers at Boise State	2015
K Jason Sanders vs. South Dakota	2016
KR Elijah Lilly vs. Air Force	2016
P Corey Bojorquez vs. Nevada	2016
K Jason Sanders at Utah State	2016
K Jason Sanders at Tulsa	2017
P Tyson Dyer at Air Force	2018



## ALL-AMERICA

1953	Larry White, C, UPI 2nd Team
1954	Larry White, C, AP/UPI 1st Team
1959	Don Perkins, HB, AP 3rd Team
1962	Bobby Santiago, RB, UPI 3rd Team
1964	Jack Abendschan, OG, AP 2nd Team
1975	Bob Berg, K, USFWA 1st Team
1976	Robin Cole, DE, AP 3rd Team
1982	Johnny Jackson, LB, AP 3rd Team
1987	Terance Mathis, WR, AP 3rd Team
1989	Terance Mathis, WR, Consensus 1st Team
1990	Kurt Jensen, C, FB News 3rd Team
1992	Winslow Oliver, TB, FB News 1st Team Freshman
1993	Buddy Billingsley, FB News 2nd Team
1997	Pascal Volz, WR, Sporting News 3rd Team
1998	Brian Urlacher, FS, The Sports Network
1999	Brian Urlacher, FS, Consensus 1st Team
2001	Nick Speegle, LB, Sporting News Freshman 3rd Team
	Claude Terrell, OG, FB Writers Freshman Team
2002	Tyler Gaus, P, Sporting News Freshman 3rd Team
2003	DonTrell Moore, RB, CFBNews.com 2nd Team
	Claude Terrell, OG, AP 3rd Team
	Robert Turner, OG, FB Writers Freshman Team
2004	Brandon Payne, CB, Walter Camp 2nd Team
	Michael Tuohy, DE, CFBNews.com Freshman 2nd Team
	The Sporting News Freshman 3rd Team
2007	John Sullivan, K, Consensus 1st Team
2008	James Aho, K, The Sporting News and CollegeFootballNews.com Freshman 2nd Team
2013	Carlos Wiggins, KR, SB Nation 2nd Team, College Sports Madness 3rd Team, Phil Steele 4th Team, Sports Illustrated Honorable Mention
	Dakota Cox, LB, FB Writers Freshman Team

## ACADEMIC ALL-AMERICA

1970	Joe Hartshorne, K
1975	Bob Johnson, S
1977	Robert Rumbaugh, DT
1978	Robert Rumbaugh, DT
1993	Justin Hall, C
1997	Chad Smith, S
1998	Chad Smith, S
2006	Cody Kase, LB
2007	Cody Kase, LB; Vince Natali, C
2008	Zach Arnett, LB
2016	Garrett Adcock, OL

## ACADEMIC ALL-CONFERENCE

1960	Jim Bradley, T; Jack Butler, G
1961	Bobby Santiago, RB
1962	Orvey Hampton, QB
1963	Gary Ness, RB
1964	John Anderson, OG
1969	Joe Hartshorne, K; Rocky Long, QB; Henry Noe, OT
1970	Rocky Long, QB
1971	Joe Hartshorne, K; Rocky Long, QB
1972	Steve Ernst, DB; Greg Symons, DE
1973	Bob Berg, K; Steve Ernst, DB; Greg Symons, DE
1974	Bob Berg, K; Bob Johnson, S
1975	Bob Berg, K; Bob Johnson, S; Bob Shultz, NT
1976	Robert Rumbaugh, DT
1977	Mark Koskovich, S; Robert Rumbaugh, DT
1978	Mark Koskovich, S; Robert Rumbaugh, DT;
1979	Frank Sedillo, DB
1980	Todd Lafferty, OL; Frank Sedillo, DB; Ben Shultz, LB
1981	Pete Parks, K; Frank Sedillo, DB; Derek Skene, DE
1984	Brent Henson, LB; Ray Hornfeck, FS
1987	Shane Hall, RB
1988	Jeff Howes, OF
1990	John Bell, DT; Mike Henderson, WR
1991	Justin Hall, C; Mark Turner, C; Carl Winston, WR
1992	Marcus Goodloe, WR; Justin Hall, C; Ryan Mummert, OG; Carl Winston, WR
1993	Stoney Case, QB; Justin Hall, C; Ryan Mummert, OG
1994	Stoney Case, QB; Ryan Mummert, OT; Steve Pagador, WR
1995	Ryan Mummert, OT; Scott Peterson, QB
1996	Chad Smith, S

1997	Jason Purvis, DT; Jon Samuelson, OG; Chad Smith, S
1998	Eric Jaworsky, QB; Jason Purvis, DE; Jon Samuelson, OG; Chad Smith, S
1999	Brian Choi, OT; Eric Jaworsky, QB; David McKinney, K, Cort Moffitt, P; Jon Samuelson, OT; LaMarcus Spillers, DE; Amos Wilson, LB
2000	Rudy Caamano, QB; Brian Choi, OL; Justin Millea, QB; Terrell Golden, S; Bryan Penley, TE; Jon Samuelson, OT
2001	Mike Augustyniak, TE; Rudy Caamano, QB; Terrell Golden, S; Casey Kelly, QB; Tony Mazotti, DE; Justin Millea, S; Bryan Penley, TE; Kirk Robbins, WR; Nick Speegle, LB; Adrian Terry, NT; Domingo Villarruel, LB; Kevin Walton, S
2002	Hank Baskett, WR; Kenny Byrd, K; Zach Cresap, TE; Fola Fashola, LB; Daniel Gawronski, LB; Terrell Golden, S; Casey Kelly, QB; Martin Lovato, DS; Justin Millea, QB; Bryan Penley, TE; Nick Speegle, LB; Kevin Walton, S
2003	Mike Augustyniak, TE; Hank Baskett, WR; D.D. Cox, RB; Zach Cresap, TE; Tyler Gaus, P; Daniel Gawronski, LB; Terrell Golden, S; Casey Kelly, QB; Bryan Penley, TE; Nick Speegle, LB; Evroy Thompson, DE; Kevin Walton, S
2004	Mike Augustyniak, TE; Hank Baskett, WR; George Carter, LB; Tyler Gaus, P; Logan Hall, TE; Stephen Hutchison, DE; Cody Kase, LB; Mike Mohoric, LB; Curtis Pino, TE; Martin Romero, WR; Nick Speegle, LB; Allan Stone, FB; Kevin Walton, S
2005	Zach Arnett, LB; Hank Baskett, WR; Billy Brittain, NT; George Carter, LB; Tyler Gaus, P; Logan Hall, TE; Cody Kase, LB; Mike Mohoric, LB; Vince Natali, C; Chris Nelson, QB; Curtis Pino, TE
2006	Zach Arnett, LB; Kendall Briscoe, DE; Billy Brittain, NT; George Carter, LB; Brian Clappitt, QB; Cody Kase, LB; Chris Mark, TE; Clint McPeck, S; Bart Miller, OT; Vince Natali, C; Chris Nelson, QB; Brian Ramsay, OT; Frankie Solomon, S
2007	Zach Arnett, LB; Matt Barnard, P; George Carter, LB; Brian Clappitt, QB; Eric Garrison, K; Brad Gruner, QB; Stephen Hutchison, DE; Cody Kase, LB; Daniel Lowney, S; Danny Martin, S; Clint McPeck, S; Bart Miller, OG; Vince Natali, C; Jon O'Brien, DS; Frankie Solomon, S; Mitch Straub, TE; John Sullivan, K
2008	James Aho, K; Zach Arnett, LB; Jake Bowe, S; Brad Gruner, QB; Jeremiah Lovato, NT; Clint McPeck, S; Frankie Solomon, S; Mitch Straub, TE; Joshua Taufalele, OG; Mica Williams, S
2009	James Aho, K; Chris Biren, RB; Kasey Carrier, RB; Brad Gruner, QB; Evan Jacobsen, DS; Victor James, WR; Clink McPeck, LB; Spencer Merritt, LB; Cody Neely, LB; Frankie Solomon, S; Josh Taufalele, OG; Nick Wilhelm, WR
2010	James Aho, K; Chris Biren, RB; Brad Gruner, QB; Joseph Harris, LB; Brian Hill, S; Evan Jacobsen, DS; Spencer Merritt, LB; Cody Neely, LB; Matt Raymer, S; Lucas Reed, TE; Ben Skaer, K; Nick Wilhelm, WR, Freddy Young, S
2011	Justus Adams, K; LaMar Bratton, C; Joseph Harris, DE; Evan Jacobsen, DS; Matt Raymer, S; Lucas Reed, TE; Ben Skaer, K
2012	Justus Adams, K; Garrett Adcock, OG; Andrew Aho, TE; Chris Biren, TE; Dallas Bollema, LB; Chris Edling, TE; Cole Gautsche, QB; Joseph Harris, DE; Evan Jacobsen, DS; Matt Raymer, S; Lucas Reed, TE; Ben Skaer, K; Reece White, WR; Carlos Wiggins, WR
2013	Justus Adams, K; Andrew Aho, TE; Dallas Bollema, LB; Brett Bowers, DE; Kasey Carrier, RB; Dakota Cox, LB; Jacori Greer, NT; David Guthrie, SS; Cranston Jones, CB; Steven Romero, DS; Dillon Romine, OT; Ben Skaer, P; William Udeh, DE; Donnie White, LB; Randy Williams, DE
2014	Garrett Adcock, OL; Ricky Bennett, DB; LaMar Bratton, OL; Dakota Cox, LB; Chris Davis, WR; David Guthrie, DB; Ryan Langford, LB; Eden Mahina, OL; Quinton McCown, QB; Kene Okonkwo, DL; Zack Rogers, K/P; Steven Romero, LS; Dillon Romine, OL; Jason Sanders, K; Geoff Smelser, LB; William Udeh, DL; Donnie White, LB; Reece White, TE; Randy Williams, DL; Jack Ziltz, DL
2015	Garrett Adcock, OL; Austin Apodaca, QB; Ricky Bennett, DB; Dakota Cox, LB; Chris Davis, Jr. WR; Travis Green, DB; Alex Hart, LB; Delane Hart-Johnson, WR; Daniel Henry, DB; Aaron Jenkins, OL; Eden Mahina, OL; Kene Okonkwo, DL; Zack Rogers, K/P; Steven Romero, LS; Dillon Romine, OL; Jake Rothschilder, DB, Jason



- 2016 Sanders, K; Reece White, TE  
Garrett Adcock, OL; Austin Apodaca, QB; Erik Beilman, TE; Corey Bojorquez, P; Dakota Cox, LB; Chris Davis, Jr., WR; Q' Drennan, WR; Blaise Fountain, OL; Cole Gautsche, TE; Jacob Girgle, S; Charlie Grammel, OL; Alex Hart, LB; Daniel Henry, S; Nick Lehman, TE; Elijah Lilly, CB; Kene Okonkwo, DL; Steven Romero, LS; Jake Rothschilder, S; Kyle Rothschilder, S
- 2017 Erik Beilman, TE; Aaron Blackwell, DT; Corey Bojorquez, P; Chris Davis, Jr., WR; Q' Drennan, WR; Jordan Flack, LB; Blaise Fountain, OL; Coltin Gerhart, QB; Jacob Girgle, S; Charlie Grammel, OL; Lon Hampton, LS; Alex Hart, LB; Rafael Hidalgo, WR; Elijah Lilly, CB; Blair Manly, CB; Kene Okonkwo, DL; Gabe Ortega, S; D'Angelo Ross, CB; Jake Rothschilder, S; Kyle Rothschilder, S; Tevaka Tuioti, QB; Jason Sanders, K; Anselem Umeh, WR
- 2018 Erik Beilman, TE; Aaron Blackwell, DT; Nico Bolden, S; Austin Cook, OL; Tyson Dyer, P; Jordan Flack, LB; Coltin Gerhart, QB; Charlie Grammel, OL; Micah Gray, RB; Lon Hampton, LS; Marcus Hayes, S; Johnny Hernandez, S; Rafael Hidalgo, WR; Javohn Jones, RB; Elijah Lilly, CB; Blair Manly, CB; Gabe Ortega, S; D'Angelo Ross, CB; Teton Saltes, OL; Andrew Shelley, K; Brandon Shook, LB; Adebayo Soremekun, DL; Kyle Stapley, OL; Danny Sutton, K; Sitivena Tamaivena, LB; Anselem Umeh, WR
- 2019 Erik Beilman, TE; Nico Bolden, S; Austin Cook, OL; Tony Collier, CB; Tyson Dyer, P; Micah Gray, RB; Alex Hart, LB; Johnny Hernandez, S; Jacob Jankoviak, OL; Javohn Jones, RB; Sheriron Jones, QB; Blair Manly, CB; Joey Noble, DL; Cedric Patterson III, WR; Teton Saltes, OL; Andrew Shelley, K; Brandon Shook, LB; Kyle Stapley, OL; Anselem Umeh, WR; David Zavala, OL
- 2020 Chad Alexander, RB; Keith Alvarado, DL; Walter Baca, OL; Dominic Barela; O.J. Bartley, DL; Mathias Bertram, S; Nico Bolden, S; Greg Brown II, OL; Tavian Combs, S; Ryan Cosper, WR; Ben Davis, OL; Tyson Dyer, P; Austin Erickson, WR; Andrew Erickson, WR; Matthew French, LB; Adam Gay, DL; Connor Genal, QB; Isaak Gutierrez, OL; Zion Hall, DB; Kyle Hester, TE; Zac Hofman, WR; Brandt Hughes, QB; Jacob Jankoviak, OL; Conner Kinslow, TE; Marquae Kirkendoll, CB; Jonah Leyva, WR; Jared Long, P; Brad Murphy, OL; Cedric Patterson III, WR; Syaire Riley, LB; Tevaka Tuioti, QB; Teton Saltes, OL; Jake Saltonstall, DL; Devin Sanders, LB; Bryce Santana, DL; Andrew Shelley, K; Ian Shewell, DL; Brandon Shook, LB; Troy Sicaeros, LS; Semaj Sims, LB; Kyle Stapley, OL; George Steinkamp, K; Anselem Umeh, WR; Jathon Washington, WR; Blake Wells, WR; Hayden Wilson, OL; Connor Witthoft, TE

**NATIONAL FOOTBALL FOUNDATION SCHOLAR-ATHLETE**

- 1993 Justin Hall, C  
1994 Stoney Case, QB  
1998 Chad Smith, S

**HITACHI CFA SCHOLAR-ATHLETE**

- 1992 Justin Hall, C  
1993 Justin Hall, C; Carl Winston, WR  
1994 Stoney Case, QB

**STAN BATES AWARD (WAC top scholar athlete)**

- 1982 Frankie Sedillo, DB  
1994 Justin Hall, C  
1995 Stoney Case, QB

**JOE KEARNEY AWARD (WAC top male athlete)**

- 1995 Stoney Case, QB

**COACH OF THE YEAR**

- 1952 Dudley DeGroot (Skyline)  
1958 Marv Levy (Skyline)  
1993 Dennis Franchione (WAC)  
1997 Dennis Franchione (WAC Mountain Division)  
2002 Rocky Long (Mountain West)

**CONFERENCE MOST VALUABLE PLAYER**

- 1999 Brian Urlacher, FS (Mountain West)

**CONFERENCE OFFENSIVE PLAYER OF THE YEAR**

- 1964 Stan Quintana, QB (WAC)  
1971 Rocky Long, QB (WAC)  
1978 Mike Williams, RB (WAC Co-MVP)  
1994 Stoney Case, QB (WAC)  
1997 Graham Leigh, QB (WAC)  
2005 DonTrell Moore, RB (Mountain West)

**CONFERENCE DEFENSIVE PLAYER OF THE YEAR**

- 1963 Eddie Stokes, DL (WAC)  
1972 John Urban, DT (WAC)  
1976 Robin Cole, LB (WAC)  
1982 Johnny Jackson, LB (WAC)

**CONFERENCE SPECIAL TEAMS PLAYER OF THE YEAR**

- 2006 Kenny Byrd, K (co-player, Mountain West)  
2013 Carlos Wiggins, KR (MW)

**CONFERENCE NEWCOMER OF THE YEAR**

- 1981 Johnny Jackson, LB (WAC)

**CONFERENCE FRESHMAN OF THE YEAR**

- 1992 Winslow Oliver, RB (WAC)  
2000 Brandon Ratcliff, S (co-player, MWC)  
2002 DonTrell Moore, RB (MWC)

**ALL-CONFERENCE (1st team only)**

(Border 1933-50; Skyline 1951-61;  
Western Athletic 1962-98; Mountain West 1999-current)

- 1933 Jack Walton, C  
1934 Ralph Bowyer, E; Guyton Hays, FB; Jack Jones, OG; Abdon Paiz, HB  
1935 Ralph Bowyer, E  
1937 Leonard Barlow, G; Bill Dwyer, HB  
1938 John Martel, G; Bill Dwyer, HB  
1939 Jack Henley, E  
1942 Bill Thompson, G  
1946 Louis Cullen, FB  
1947 Rudy Krall, FB  
1948 Rudy Krall, FB  
1951 Roger Cox, DE  
1952 Jack Barger, DT; Don Papini, DG; Larry White, HB  
1953 Larry White, C  
1954 Larry White, C  
1957 Jerry Nesbitt, G  
1958 Don Black, E; Don Perkins, HB  
1959 Ron Beard, C; Don Black, E; Don Perkins, HB  
1961 Bob Bouyer, G  
1962 Larry Jasper, E; Bobby Santiago, HB; Bucky Stallings, FB; Eddie Stokes, C  
1963 Jack Abendschan, G; Eddie Stokes, C; Wayne Tvrdik, T  
1964 Jack Abendschan, G; Stan Quintana, QB  
1965 Bob Bouyer, G; Paul Smith, T  
1967 Emilio Vallez, E  
1968 David Bookert, TB; Ace Hendricks, WR  
1970 Fred Henry, HB; Jay Morrison, DB; Houston Ross, LB; Sam Scarber, FB  
1971 Todd Klein, C; Rocky Long, QB; John Urban, OT; Tom Walker, OG  
1972 John Urban, OT  
1973 John Woodcock, NT  
1974 Steve Bauer, P; Bob Berg, K; Preston Dennard, SE; Greg Jones, DE  
1975 Edgar Bell, OG; Robin Cole, DE; Randy Rich, S; Steve Wilson, C  
1976 Robin Cole, DE; Preston Dennard, SE; Dave Green, C; Tom Morris, OT; Mike Williams, FB  
1977 Max Hudspeth, S and return specialist; Tom Ryan, C; Mike Williams, FB  
1978 Mike Forrest, LB; Ron Hegge, G; Max Hudspeth, return specialist; Ricky Martin, SE; Robert Rumbaugh, DT; Mike Williams, FB  
1979 Charlie Baker, DE; Sharay Fields, DB; Jimmy Sayers, RB  
1980 Bob Shupyr, LB  
1981 Greg Azar, NT; Jimmie Carter, DE;  
1982 Mike Carter, RB; Jimmie Carter, DE; Ray Hornfeck, FS; Johnny Jackson, LB  
1983 Jimmy Carter, DE; Ray Hornfeck, FS; Johnny Jackson, LB  
1984 Johnny Jackson, LB; Willie Tural, RB  
1986 Terance Mathis, WR  
1987 Terance Mathis, WR  
1989 John Bell, DE; Kurt Jensen, C; Terance Mathis, WR  
1990 John Bell, DT  
1991 Kim McCall, LB  
1992 Jesse Becton, LB  
1993 Klint Hall, OT; Eric Jack, CB; Tuli Mateialona, LB; Ray Wilson, FS



1994	Stoney Case, QB; David Sloan, TE
1995	Winslow Oliver, TB
1996	Lennox Gordon, TB; Brandon Turner, C;
1997	Jason Bloom, P; Colby Cason, K; Graham Leigh, QB; Ramos McDonald, CB; Scott McGarrahan, S; Pascal Volz, WR
1998	Graham Leigh, QB; Brian Urlacher, FS
1999	Brian Urlacher, FS
2000	Brian Johnson, DE
2001	Vladimir Borombozin, K; Gary Davis, LB; Brian Johnson, DE
2002	DonTrell Moore, RB; Charles Moss, LB; Brandon Ratcliff, S
2003	Ryan Cook, C; Jason Lenzmeier, OT; DonTrell Moore, RB; Brandon Ratcliff, S; D.J. Renteria, DE; Claude Terrell, OG; Wes Zunker, K
2004	Ryan Cook, C; DonTrell Moore, RB; Marcus Parker, NT; Brandon Payne, CB; Nick Speegle, LB; Claude Terrell, OT
2005	Hank Baskett, WR; Ryan Cook, C; Gabriel Fulbright, CB; Mike Mohoric, LB; DonTrell Moore, RB; Evroy Thompson, DE; Robert Turner, OG
2006	Quincy Black, S; Travis Brown, WR; Kenny Byrd, K; Rodney Ferguson, RB; Robert Turner, OG
2007	Travis Brown, WR; Devin Clark, OT; Tyler Donaldson, DE; Rodney Ferguson, RB; Vince Natali, C; Marcus Smith, WR; John Sullivan, K; DeAndre Wright, CB
2008	Glover Quin, CB
2009	Erik Cook, C; Carmen Messina, LB; Adam Miller, P
2010	Lucas Reed, TE
2011	Carmen Messina, LB
2013	Ben Skaer, P; Carlos Wiggins, KR
2014	LaMar Bratton, OL; Dakota Cox, LB
2017	Corey Bojorquez, P
2010	Jerrick Reed II, S

**ALL-AMERICAN BOWL (Tampa, Fla.)**

1962	George Heard, DE
1970	Sam Scarber, RB
1972	Fred Henry, RB

**ALL-AMERICAN BOWL (Tallahassee, Fla.)**

1991	Kurt Jensen, C
------	----------------

**BLUE-GRAY GAME (Montgomery, Ala.)**

1976	Steve Myer, QB
1978	Max Hudspeth, DB
1994	Stoney Case, QB (MVP); David Sloan, TE; Manley Woods, WR
1995	Art Celestine, CB; Winslow Oliver, TB
1996	Brandon Turner, C
1998	Graham Leigh, QB
2000	Mike Barnett, LB
2001	Holmon Wiggins, RB

**CASINO DEL SOL GAME (Tucson, Ariz.)**

2012	Carmen Messina, LB
------	--------------------

**COACHES ALL-AMERICAN GAME (Lubbock, Texas)**

1976	Bob Berg, K
1976	Steve Myer, QB (Game MVP)

**COLLEGE ALL-STAR GAME (Chicago, Ill.)**

1960	Don Perkins, RB
1966	Stan Quintana, DB

**EAST-WEST SHRINE GAME (numerous sites)**

1928	John Dolzadelli, RB
1930	Manny Foster, OT
1939	Bill Dwyer, HB
1963	Wayne Tvrdik, DT
1966	Stan Quintana, QB-DB
1972	Rudy Feldman, Asst. Coach (West); George Oakes, DT; John Urban, OT
1976	Steve Myer, QB
1977	Andy Frederick, DT; Robin Cole, DE
1989	Rick Walsh, K
1991	Kurt Jensen, C
1997	Brandon Turner, C
2002	Jarrold Baxter, RB
2005	Claude Terrell, OT
2006	DonTrell Moore, TB; Adrian Byrd, FB

2007	Quincy Black, S; Robert Turner, OG
2008	Travis Brown, WR
2009	Glover Quin, CB
2013	Lucas Reed, TE
2014	Dillon Farrell, C

**GRIDIRON CLASSIC (Orlando, Fla.)**

1999	Graham Leigh, QB
2004	Calvin McDonald, OT

**HULA BOWL (Honolulu, Hawai'i)**

1978	Max Hudspeth, DB
1990	Terance Mathis, WR
1996	Winslow Oliver, TB (MVP)
1999	Jason Bloom, P
2001	Joe Maese, LS
2004	Jason Lenzmeier, OT; D.J. Renteria, DE
2020	Tyson Dyer, P

**JAPAN BOWL (Tokyo, Japan)**

1976	Steve Myer, QB
------	----------------

**LAS VEGAS ALL-AMERICAN CLASSIC**

2004	Dwight Counter, WR; Brandon Ratcliff, S; Billy Strother, LB; Sidney Wiley, S
2005	Brandon Payne, CB; Nick Speegle, LB
2006	Terrance Pennington, OT

**MAGNOLIA CLASSIC (Jackson, Miss.)**

2005	Mike Mohoric, LB; Marcus Parker, NT; Terrance Pennington, OT
------	--------------------------------------------------------------

**NFLPA Collegiate Bowl (Carson, Calif.)**

2013	Evan Jacobsen, LS
2015	Jhurell Pressley, RB
2016	Teriyon Gipson, RB
2019	Javon Mosley, OL

**NORTH-SOUTH ALL-STAR CLASSIC (Houston)**

2007	Kenny Byrd, K
------	---------------

**NORTH-SOUTH SHRINE GAME (Miami, Fla.)**

1970	Sam Scarber, RB
1971	John Shipkowski, OT
1972	Fred Henry, RB

**PARADISE BOWL (St. George, Utah)**

2002	Mohammed Konte, LB; Stephen Persley, CB
------	-----------------------------------------

**SENIOR BOWL (Mobile, Ala.)**

1966	Stan Quintana, QB-DB
1981	Brad Wright, QB
1982	Robin Gabriel, QB
1990	Terance Mathis, WR
1991	Ron Shipley, OT
1995	David Sloan, TE
1996	Art Celestine, CB
1998	Ramos McDonald, CB
2000	Brian Urlacher, LB (team defensive MVP)
2002	Jarrold Baxter, RB
2006	Hank Baskett, WR; Ryan Cook, C
2008	Marcus Smith, WR

**TEXAS VS. THE NATION (El Paso, Texas)**

2007	Bo Greer, OG
2008	Travis Brown, WR; Devin Clark, OT
2010	Erik Cook, C

**TROPICAL BOWL (Daytona Beach, Fla.)**

2016	Nias Martin, DB; Lee Crosby, DB
------	---------------------------------

**RETIRED NUMBERS**

40	Mike Williams
42	Bobby Santiago
43	Don Perkins
44	Brian Urlacher



## YEAR-BY-YEAR AT UNIVERSITY STADIUM

Year	G	Record	Attendance	Average
1960	6	3-3	101,776	16,963
1961	6	5-1	102,111	17,019
1962	5	5-0	118,648	23,730
1963	6	4-2	125,822	20,970
1964	6	5-1	132,463	22,077
1965	6	2-4	122,762	20,460
1966	5	1-4	85,305	17,061
1967	6	1-5	72,972	14,504
1968	5	0-5	58,884	11,777
1969	5	2-3	72,972	14,594
1970	5	4-1	67,636	13,527
1971	6	3-2-1	120,389	20,064
1972	5	1-4	88,554	17,710
1973	5	3-2	77,766	15,553
1974	6	2-3-1	102,956	17,159
1975	6	4-2	98,624	17,437
1976	5	2-3	104,653	20,930
1977	5	3-2	87,858	17,571
1978	6	3-3	99,504	16,584
1979	6	4-2	125,443	20,907
1980	5	2-3	89,242	17,848
1981	5	2-2-1	82,014	16,402
1982	6	5-1	139,414	23,236
1983	5	4-1	95,621	19,124
1984	6	3-3	128,587	21,431
1985	5	1-4	98,762	19,752
1986	5	3-2	79,845	15,969
1987	4	0-4	62,515	15,629
1988	6	1-5	68,305	11,384
1989	5	2-3	103,628	20,726
1990	5	1-4	78,233	15,647
1991	5	2-3	79,112	15,822
1992	6	3-3	115,479	19,247
1993	6	4-2	151,844	25,307
1994	5	2-3	134,239	26,848
1995	7	3-4	177,683	25,383
1996	6	4-2	147,982	23,585
1997	6	5-1	183,972	30,662
1998	6	2-4	158,838	26,473
1999	6	3-3	150,664	25,111
2000	6	3-3	141,935	23,656
2001	6	4-2	187,608	31,268
2002	6	5-1	183,074	30,512
2003	7	5-2	<b>245,891</b>	35,127
2004	5	3-2	186,408	37,282
2005	5	2-3	191,707	<b>38,341</b>
2006	8	3-5	234,542	29,318
2007	7	6-1	208,259	29,751
2008	6	3-3	178,275	29,712
2009	6	1-5	161,661	26,944
2010	6	1-5	125,330	20,888
2011	6	1-5	120,160	20,027
2012	6	2-4	133,840	22,307
2013	6	2-4	141,220	23,537
2014	6	1-5	131,624	21,937
2015	8	5-3	188,224	23,528
2016	7	6-1	141,938	20,277
2017	6	2-4	127,161	21,194
2018	6	1-5	99,523	16,587
2019	6	2-4	94,483	15,747
2020	0	0-0	0	0
Totals (58 yrs) ..	346	167-176-3	7,517,912	21,728

## LARGEST HOME CROWDS

ATTEN.	DATE	OPPONENT	SCORE
44,760	Sept. 17, 2005	New Mexico State	W, 38-21
44,075	Sept. 27, 2003	New Mexico State	W, 24-7
41,771	Sept. 1, 2001	UTEP	W, 26-6
41,003	Sept. 8, 2007	New Mexico State	W, 44-34
40,182	Oct. 1, 2004	Utah	L, 28-7
39,233	Oct. 8, 2005	BYU	L, 27-24
38,746	Sept. 11, 2004	Texas Tech	W, 27-24
37,533	Sept. 5, 2005	UNLV	W, 24-22
37,287	Oct. 23, 2004	San Diego State	W, 19-9
37,156	Oct. 18, 1997	Rice	L, 35-23

## LARGEST ROAD CROWDS

ATTEN.	DATE	SITE	SCORE
100,990	Sept. 8, 2012	Austin, Texas	Texas 45, UNM 0
99,051	Nov. 11, 2017	College Station, Texas	Texas A&M 55, UNM 14
93,875	Sept. 6, 1986	Knoxville, Tenn.	Tennessee 35, UNM 21
89,792	Sept. 16, 1983	Knoxville, Tenn.	Tennessee 31, UNM 6
77,622	Sept. 14, 2019	South Bend, Ind.	Notre Dame 66, UNM 14
77,003	Sept. 8, 2018	Madison, Wisc.	Wisconsin 45, UNM 14
75,902	Oct. 5, 1985	Lincoln, Neb.	Nebraska 38, UNM 7
72,578	Oct. 21, 1989	Gainesville, Fla.	Florida 28, UNM 21
73,887	Sept. 5, 2009	College Station, Texas	Texas A&M 41, UNM 6
66,086	Oct. 27, 1990	Provo, Utah	BYU 55, UNM 31
64,740	Oct. 15, 1983	Provo, Utah	BYU 66, UNM 21





Year	Date	Opponent	Score	Year	Date	Opponent	Score
1892	Oct. 7	Albuquerque High School .....	L 0-5	1957	Sept. 21	New Mexico State .....	W 25-7
1893	Nov. 18	Albuquerque High School .....	W 4-0	1958	Oct. 4	Montana .....	W 44-16
1894	Oct. 27	Albuquerque Indian School.....	L 0-4	1959	Sept. 19	New Mexico State .....	L 12-29
1895-98		No Varsity		1960	Sept. 17	University of Mexico .....	W 77-6
1899	Nov. 11	Albuquerque High School .....	W 5-0	1961	Sept. 23	New Mexico State .....	W 41-7
1900		No Varsity		1962	Sept. 15	New Mexico State .....	W 28-17
1901	Nov. 9	Albuquerque High School .....	T 0-0	1963	Sept. 28	Texas-El Paso .....	W 23-7
1902		No Varsity		1964	Sept. 26	Montana .....	W 20-0
1903	Oct. 3	Albuquerque Minors.....	W 8-0	1965	Sept. 25	Texas-El Paso .....	L 14-35
1904	Oct. 18	Menaul High School .....	W 11-0	1966	Sept. 17	Utah State .....	W 17-8
1905	Oct. 7	Menaul High School .....	T 5-5	1967	Sept. 16	Idaho State .....	W 24-3
1906	Oct. 13	Albuquerque Indian School.....	W 27-5	1968	Sept. 14	Colorado State .....	L 13-21
1907	Oct. 21	Albuquerque Indian School.....	W 44-0	1969	Sept. 27	Texas-El Paso .....	L 6-21
1908	Oct. 24	Albuquerque Indian School.....	W 33-0	1970	Sept. 19	Iowa State .....	L 3-32
1909	Oct. 15	El Paso Military .....	W 15-0	1971	Sept. 25	Iowa State .....	L 20-44
1910	Oct. 21	New Mexico Mines .....	L 0-9	1972	Sept. 16	New Mexico State .....	W 55-20
1911	Nov. 5	New Mexico Military .....	T 0-0	1973	Sept. 15	New Mexico State .....	W 48-6
1912	Nov. 9	Albuquerque Indian School.....	L 6-7	1974	Sept. 14	Colorado State .....	W 32-23
1913	Oct. 18	Menaul High School .....	W 28-0	1975	Sept. 13	Fresno State .....	W 29-0
1914	Oct. 31	Albuquerque Indian School.....	W 46-0	1976	Sept. 25	Texas Tech .....	L 16-20
1915	Oct. 30	New Mexico Military.....	L 3-6	1977	Oct. 8	Arizona State.....	L 24-45
1916	Oct. 14	Colorado School of Mines.....	L 0-23	1978	Sept. 23	Nevada-Las Vegas .....	W 24-0
1917	Oct. 20	Menaul High School .....	W 38-0	1979	Sept. 1	Louisiana Tech.....	W 34-0
1918		No Varsity		1980	Sept. 6	Brigham Young .....	W 25-21
1919	Oct. 18	New Mexico Mines .....	W 55-0	1981	Sept. 26	Air Force.....	W 27-10
1920	Oct. 30	Fort Bliss .....	W 12-0	1982	Sept. 11	Texas Tech .....	W 14-0
1921	Nov. 12	Fort Bliss .....	W 35-0	1983	Sept. 3	Utah .....	W 17-7
1922	Sept. 30	Albuquerque Indian School.....	W 33-0	1984	Sept. 8	New Mexico State .....	W 61-21
1923	Sept. 29	New Mexico Highlands .....	W 82-7	1985	Sept. 28	Air Force.....	L 12-49
1924	Oct. 11	Montezuma College.....	W 56-0	1986	Sept. 27	San Diego State .....	L 34-38
1925	Oct. 10	Montezuma College.....	W 10-0	1987	Sept. 26	Brigham Young .....	L 25-45
1926	Oct. 2	New Mexico Mines .....	W 20-0	1988	Sept. 3	Fresno State .....	L 21-68
1927	Oct. 1	New Mexico Mines .....	W 35-0	1989	Sept. 2	Brigham Young .....	L 3-24
1928	Sept. 29	New Mexico Mines .....	W 45-0	1990	Sept. 15	Arizona .....	L 10-25
1929	Oct. 5	New Mexico Mines .....	W 46-0	1991	Sept. 21	Nevada-Las Vegas .....	L 22-23
1930	Oct. 11	New Mexico Highlands .....	W 45-0	1992	Sept. 5	TCU.....	W 24-7
1931	Oct. 24	Occidental .....	W 14-0	1993	Sept. 4	Brigham Young .....	L 31-34
1932	Oct. 8	Northern Arizona .....	W 6-0	1994	Sept. 10	TCU.....	L 29-44
1933	Oct. 6	Northern Arizona .....	L 0-14	1995	Sept. 2	Northern Arizona .....	W 45-21
1934	Sept. 29	New Mexico Highlands .....	W 76-7	1996	Sept. 7	Northern Arizona .....	W 49-33
1935	Sept. 21	Western New Mexico.....	W 46-0	1997	Aug. 30	Northern Arizona .....	W 33-10
1936	Sept. 26	Western New Mexico.....	L 0-6	1998	Sept. 5	Idaho State.....	W 38-9
1937	Sept. 25	Western New Mexico.....	W 14-0	1999	Sept. 11	New Mexico State .....	L 28-35
1938	Sept. 23	Western New Mexico.....	W 40-0	2000	Sept. 2	Boise State .....	L 14-31
1939	Sept. 22	Western New Mexico.....	W 29-7	2001	Sept. 1	UTEP.....	W 26-6
1940	Oct. 4	Western New Mexico.....	W 28-0	2002	Aug. 31	Weber State .....	W 38-24
1941	Sept. 26	Northern Arizona .....	W 12-6	2003	Aug. 30	Texas State-San Marcos.....	W 72-8
1942	Sept. 19	Kirtland Air Force Base.....	W 7-6	2004	Sept. 3	Washington State.....	L 17-21
1943	Oct. 2	Kirtland Air Force Base.....	W 19-13	2005	Sept. 5	UNLV .....	W 24-22
1944	Sept. 16	Amarillo Air Force Base.....	L 2-21	2006	Sept. 2	Portland State .....	L 6-17
1945	Sept. 22	Eastern New Mexico .....	W 78-0	2007	Sept. 8	New Mexico State .....	W 44-34
1946	Sept. 21	Northern Arizona .....	W 12-7	2008	Aug. 30	TCU.....	L 3-26
1947	Sept. 27	Arizona State.....	L 12-25	2009	Sept. 12	Tulsa .....	L 10-44
1948	Oct. 9	New Mexico State .....	W 61-0	2010	Sept. 11	Texas Tech .....	L 17-52
1949	Sept. 24	Wyoming.....	L 14-41	2011	Sept. 3	Colorado State .....	L 10-14
1950	Sept. 23	Northern Arizona .....	W 78-0	2012	Sept. 1	Southern .....	W 66-21
1951	Sept. 22	Northern Arizona .....	W 55-6	2013	Aug. 31	UTSA .....	L 13-21
1952	Oct. 4	New Mexico State .....	W 23-0	2014	Aug. 30	UTEP.....	L 24-31
1953	Oct. 3	Brigham Young .....	T 12-12	2015	Sept. 5	Mississippi Valley State .....	W 66-0
1954	Oct. 2	Utah State .....	L 0-6	2016	Sept. 1	South Dakota .....	W 48-21
1955	Sept. 17	New Mexico State .....	W 14-7	2017	Sept. 2	Abilene Christian.....	W 38-14
1956	Sept. 29	Utah State .....	W 27-19	2018	Sept. 1	Incarnate Word .....	W 60-32
				2019	Aug. 31	Sam Houston State.....	W 39-31

Record: 78-39-4 (.661)



Year	Date	Opponent	Score	Year	Date	Opponent	Score
1892	Oct. 7	Albuquerque High School .....	L 0-5	1959	Sept. 19	New Mexico State .....	L 12-29
1893	Nov. 18	Albuquerque High School .....	W 4-0	1960	Sept. 17	University of Mexico .....	W 77-6
1894	Oct. 27	Albuquerque Indian School.....	L 0-4	1961	Sept. 23	New Mexico State .....	W 41-7
1895-98		No Varsity		1962	Sept. 15	New Mexico State .....	W 28-17
1899	Nov. 11	Albuquerque High School .....	W 5-0	1963	Sept. 28	Texas-El Paso .....	W 23-7
1900		No Varsity		1964	Sept. 19	at Utah .....	L 0-16
1901	Nov. 9	Albuquerque High School .....	T 0-0	1965	Sept. 25	Texas-El Paso .....	L 14-35
1902		No Varsity		1966	Sept. 17	Utah State .....	W 17-8
1903	Oct. 3	Albuquerque Minors.....	W 8-0	1967	Sept. 16	Idaho State.....	W 24-3
1904	Oct. 18	Menaul High School .....	W 11-0	1968	Sept. 14	Colorado State .....	L 13-21
1905	Oct. 7	Menaul High School .....	T 5-5	1969	Sept. 20	at Army .....	L 14-31
1906	Oct. 13	Albuquerque High School .....	W 28-5	1970	Sept. 19	Iowa State .....	L 3-32
1907	Oct. 21	Albuquerque Indian School.....	W 44-0	1971	Sept. 18	at Texas Tech .....	W 13-10
1908	Oct. 24	Albuquerque Indian School.....	W 33-0	1972	Sept. 16	New Mexico State .....	W 55-20
1909	Oct. 1	at El Paso Military .....	L 0-11	1973	Sept. 15	New Mexico State .....	W 48-6
1910	Oct. 21	New Mexico Mines .....	L 0-9	1974	Sept. 14	Colorado State .....	W 32-23
1911	Oct. 29	at El Paso Military .....	L 0-6	1975	Sept. 13	Fresno State .....	W 29-0
1912	Nov. 2	at New Mexico Military.....	L 0-20	1976	Sept. 18	at Texas-El Paso .....	W 25-7
1913	Oct. 18	Menaul High School .....	W 28-0	1977	Sept. 10	at Hawai'i .....	W 35-26
1914	Oct. 23	at New Mexico Military.....	L 3-12	1978	Sept. 9	at Hawai'i .....	L 16-22
1915	Oct. 30	New Mexico Military.....	L 3-6	1979	Sept. 1	Louisiana Tech.....	W 34-0
1916	Oct. 7	at Colorado College.....	L 2-47	1980	Sept. 6	Brigham Young .....	W 25-21
1917	Oct. 20	Menaul High School .....	W 38-0	1981	Sept. 5	Houston .....	L 10-21
1918		No Varsity		1982	Sept. 4	at Wyoming.....	W 41-20
1919	Oct. 18	New Mexico Mines .....	W 55-0	1983	Sept. 3	Utah .....	W 17-7
1920	Oct. 16	at Colorado College.....	L 3-42	1984	Sept. 8	New Mexico State .....	W 61-21
1921	Oct. 15	at Colorado College.....	L 0-7	1985	Sept. 7	at Texas Tech .....	L 31-32
1922	Sept. 30	Albuquerque Indian School.....	W 33-0	1986	Sept. 6	at Tennessee .....	L 21-35
1923	Sept. 29	New Mexico Highlands .....	W 82-7	1987	Sept. 5	at Utah .....	L 20-24
1924	Oct. 11	Montezuma College .....	W 56-0	1988	Sept. 3	Fresno State .....	L 21-68
1925	Oct. 3	at Colorado College.....	T 0-0	1989	Sept. 2	Brigham Young .....	L 3-24
1926	Oct. 2	New Mexico Mines .....	W 20-0	1990	Sept. 1	at New Mexico State .....	W 29-12
1927	Oct. 1	New Mexico Mines .....	W 35-0	1991	Aug. 31	at Texas-El Paso .....	L 19-35
1928	Sept. 29	New Mexico Mines .....	W 45-0	1992	Sept. 5	TCU.....	W 24-7
1929	Oct. 5	New Mexico Mines .....	W 46-0	1993	Sept. 4	Brigham Young .....	L 31-34
1930	Oct. 4	at Oklahoma .....	L 0-47	1994	Sept. 3	at Texas Tech .....	L 31-37
1931	Oct. 17	at New Mexico Military.....	W 25-0	1995	Sept. 2	Northern Arizona .....	W 45-21
1932	Oct. 8	Northern Arizona .....	W 6-0	1996	Aug. 29	at New Mexico State .....	W 28-7
1933	Oct. 6	Northern Arizona .....	L 0-14	1997	Aug. 30	Northern Arizona .....	W 33-10
1934	Sept. 29	New Mexico Highlands .....	W 76-7	1998	Sept. 5	Idaho State.....	W 38-9
1935	Sept. 21	Western New Mexico.....	W 46-0	1999	Sept. 4	at Texas-El Paso .....	L 10-13
1936	Sept. 26	Western New Mexico.....	L 0-6	2000	Aug. 26	at Texas Tech .....	L 3-24
1937	Sept. 25	Western New Mexico.....	W 14-0	2001	Sept. 1	UTEP.....	W 26-6
1938	Sept. 23	Western New Mexico.....	W 40-0	2002	Aug. 24	at North Carolina State .....	L 14-34
1939	Sept. 22	Western New Mexico.....	W 29-7	2003	Aug. 30	Texas State-San Marcos.....	W 72-8
1940	Sept. 28	at Wyoming.....	L 3-7	2004	Sept. 3	Washington State.....	L 17-21
1941	Sept. 25	Northern Arizona .....	W 12-6	2005	Sept. 5	UNLV .....	W 24-22
1942	Sept. 19	Kirtland Air Force Base.....	W 7-6	2006	Sept. 2	Portland State .....	L 6-17
1943	Sept. 25	at Colorado College.....	L 7-20	2007	Sept. 1	at UTEP .....	L 6-10
1944	Sept. 16	Amarillo Air Force Base .....	L 2-21	2008	Aug. 30	TCU.....	L 3-26
1945	Sept. 22	Eastern New Mexico .....	W 78-0	2009	Sept. 5	at Texas A&M .....	L 6-41
1946	Sept. 21	Northern Arizona .....	W 12-7	2010	Sept. 4	at Oregon .....	L 0-72
1947	Sept. 27	Arizona State.....	L 12-25	2011	Sept. 3	Colorado State .....	L 14-10
1948	Sept. 25	at Colorado .....	W 9-6	2012	Sept. 1	Southern .....	W 66-21
1949	Sept. 24	Wyoming.....	L 14-41	2013	Aug. 31	UTSA .....	L 13-21
1950	Sept. 23	Northern Arizona .....	W 78-0	2014	Aug. 30	UTEP.....	L 24-31
1951	Sept. 22	Northern Arizona .....	W 55-6	2015	Sept. 5	Mississippi Valley State .....	W 66-0
1952	Sept. 27	at Brigham Young.....	L 10-14	2016	Sept. 1	South Dakota .....	W 48-21
1953	Sept. 26	at Utah State .....	L 0-6	2017	Sept. 2	Abilene Christian.....	W 38-14
1954	Sept. 18	at Brigham Young.....	W 21-12	2018	Sept. 1	Incarnate Word .....	W 60-32
1955	Sept. 17	New Mexico State .....	W 14-7	2019	Aug. 31	Sam Houston State.....	W 39-31
1956	Sept. 22	at New Mexico State .....	W 14-6	2020	Oct. 31	at San José State .....	L 21-38
1957	Sept. 21	New Mexico State .....	W 25-7	<b>Overall Record:</b>		<b>69-50-3 (.578)</b>	
1958	Sept. 20	at New Mexico State .....	W 16-7	<b>Home Record:</b>		<b>58-23-2 (.711)</b>	
				<b>Away Record:</b>		<b>11-27-1 (.295)</b>	



Year	Date	Opponent	Score
1925	Nov. 7	Arizona.....	L 0-24
1926	Oct. 23	Texas-El Paso.....	W 19-7
1927	Nov. 5	Arizona.....	W 7-6
1928	Oct. 27	New Mexico State.....	W 14-13
1929	Nov. 23	Arizona.....	L 0-6
1930	Nov. 8	New Mexico State.....	L 6-14
1931	Nov. 14	Arizona.....	T 7-7
1932	Oct. 22	New Mexico State.....	T 7-7
1933	Nov. 11	Arizona.....	W 7-0
1934	Nov. 17	New Mexico State.....	W 12-6
1935	Nov. 23	Arizona.....	L 6-38
1936	Nov. 14	New Mexico State.....	L 6-7
1937	Nov. 13	Arizona.....	L 0-23
1938	Nov. 12	New Mexico State.....	W 6-2
1939	Nov. 25	Arizona.....	W 7-6
1940	Nov. 9	New Mexico State.....	W 39-6
1941	Oct. 18	Arizona.....	L 6-31
1942	Nov. 14	West Texas State.....	L 7-13
1943	Oct. 16	Northern Arizona.....	W 21-6
1944	Sept. 30	Colorado College.....	L 7-25
1945	Nov. 10	Utah.....	L 20-21
1946	Nov. 16	Arizona.....	T 13-13
1947	Nov. 22	Texas Tech.....	L 20-26
1948	Nov. 6	Arizona.....	L 6-14
1949	Nov. 19	Texas Tech.....	L 0-27
1950	Nov. 4	Arizona.....	L 0-38
1951	Nov. 17	Brigham Young.....	W 34-0
1952	Nov. 1	Arizona.....	L 7-13
1953	Oct. 31	Denver.....	W 20-18
1954	Nov. 6	Montana.....	W 20-14
1955	Oct. 29	Denver.....	L 6-33
1956	Nov. 17	Montana.....	W 14-13
1957	Nov. 2	Denver.....	L 0-19
1958	Oct. 18	Arizona.....	W 33-13
1959	Oct. 31	Denver.....	W 42-0
1960	Nov. 19	Montana.....	W 24-7
1961	Nov. 4	Utah.....	W 21-16
1962	Oct. 13	Utah State.....	W 14-13
1963	Nov. 16	Air Force.....	L 8-30
1964	Nov. 14	Colorado State.....	W 42-0
1965	Nov. 20	Iowa State.....	W 10-9
1966	Nov. 5	Colorado State.....	L 6-45
1967	Oct. 14	Arizona State.....	L 23-56
1968	Oct. 19	San Jose State.....	L 24-55
1969	Nov. 15	Wyoming.....	W 24-12
1970	Oct. 17	New Mexico State.....	W 24-17
1971	Nov. 6	Utah.....	W 57-39
1972	Nov. 4	San Jose State.....	L 7-14
1973	Nov. 10	Utah.....	L 35-36
1974	Oct. 12	San Jose State.....	L 11-13
1975	Oct. 18	Utah.....	W 27-23
1976	Oct. 30	New Mexico State.....	L 7-16
1977	Oct. 15	Wichita State.....	W 22-17

Year	Date	Opponent	Score
1978	Oct. 14	Texas Tech.....	L 23-36
1979	Oct. 6	San Diego State.....	L 7-35
1980	Oct. 11	Colorado State.....	L 26-31
1981	Oct. 10	Texas-El Paso.....	W 26-3
1982	Oct. 23	New Mexico State.....	W 66-14
1983	Nov. 5	Wyoming.....	W 17-10
1984	Oct. 13	Colorado State.....	L 10-16
1985	Oct. 26	Hawai'i.....	L 17-27
1986	Oct. 11	Texas-El Paso.....	W 24-22
1987	Oct. 10	Hawai'i.....	L 31-41
1988	Oct. 8	Utah.....	L 27-33
1989	Oct. 28	Wyoming.....	L 23-24
1990	Sept. 22	Texas Tech.....	L 33-34
1991	Sept. 28	New Mexico State.....	W 17-10
1992	Oct. 3	San Diego State.....	L 21-49
1993	Oct. 2	Hawai'i.....	W 41-14
1994	Nov. 5	Utah.....	W 23-21
1995	Sept. 30	Air Force.....	L 24-27
1996	Sept. 28	TCU.....	W 27-7
1997	Oct. 4	SMU.....	W 22-15
1998	Oct. 10	Texas-El Paso.....	L 19-22
1999	Oct. 30	UNLV.....	W 27-6
2000	Sept. 23	Northern Arizona.....	W 35-38
2001	Oct. 27	Air Force.....	W 52-33
2002	Oct. 26	Utah.....	W 42-35 (2OT)
2003	Oct. 4	Utah State.....	W 34-7
2004	Oct. 23	San Diego State.....	W 19-9
2005	Oct. 8	BYU.....	L 24-27
2006	Oct. 7	Wyoming.....	L 10-14
2007	Sept. 29	BYU.....	L 24-31
2008	Oct. 4	Wyoming.....	W 24-0
2009	Oct. 24	UNLV.....	L 17-34
2010	Oct. 2	UTEP.....	L 20-38
2011	Sept. 24	Sam Houston State.....	L 45-48 (OT)
2012	Oct. 6	Texas State.....	W 35-14
2013	Sept. 28	UNLV.....	L 42-56
2014	Sept. 26	Fresno State.....	L 24-35
2015	Oct. 17	Hawai'i.....	W 28-27
2016	Oct. 1	San Jose State.....	W 48-41
2017	Sept. 30	Air Force.....	W 56-38
2018	Sept. 29	Liberty.....	L 43-52
2019	Oct. 26	Hawai'i.....	L 31-45

## HOMECOMING RECORD BREAKDOWN

**All Games: 45-47-3 (.489)**  
 vs. Air Force: 2-2  
 vs. Arizona: 4-8-2  
 vs. Arizona State: 0-1  
 vs. Brigham Young: 1-2  
 vs. Colorado College: 0-1  
 vs. Colorado State: 1-3  
 vs. Denver: 2-2  
 vs. Fresno State: 0-1  
 vs. Hawai'i: 2-3  
 vs. Iowa State: 1-0  
 vs. Liberty: 0-1  
 vs. Montana: 3-0  
 vs. New Mexico State: 7-3-1  
 vs. Northern Arizona: 2-0

vs. Sam Houston State: 0-1  
 vs. San Diego State: 1-2  
 vs. San Jose State: 1-3  
 vs. SMU: 1-0  
 vs. TCU: 1-0  
 vs. Texas-El Paso: 3-2  
 vs. Texas State: 1-0  
 vs. Texas Tech: 0-4  
 vs. UNLV: 1-2  
 vs. Utah: 4-4  
 vs. Utah State: 2-0  
 vs. West Texas State: 0-1  
 vs. Wichita State: 1-0  
 vs. Wyoming: 3-2

**Note:** According to The Mirage, UNM's yearbook, homecoming games between 1925-41 were always played against either New Mexico State or Arizona. The exception was 1926 when a field conflict prevented UNM from hosting either team.



INDIVIDUAL					KICKOFF RETURNS				PASSING OFFENSE			
RUSHING					Year	Name	NCAA	Avg.	Year	NCAA	Avg.	
Year	Name	NCAA	Yds.	YPG	1950	Chuck Hill	1st	27.0	1967	4th	249.1	
1957	Don Perkins	11th	744	74.4	1951	Chuck Hill	1st	29.6	1975	2nd	229.1	
1959	Billy Brown	5th	753	75.3	1959	Don Perkins	---	34.7	TOTAL OFFENSE			
1970	Sam Scarber	21st	961	96.1	1967	Joe Casas	1st	26.2	Year	NCAA	Avg.	
1976	Mike Williams	10th	1,240	112.7	1987	Terance Mathis	20th	23.3	1971	2nd	468.1	
1977	Mike Williams	19th	1,096	109.6	1995	Winslow Oliver	2nd	31.7	1978	17th	400.6	
2003	DonTrell Moore	15th	1,450	111.5	2000	Larry Davis	---	25.8	1986	4th	439.1	
2005	DonTrell Moore	10th	1,298	118.0	2006	DeAndre Wright	---	25.9	1994	6th	472.0	
2006	Rodney Ferguson	23rd	1,234	94.9	2012	Chase Clayton	5th	30.4	SCORING OFFENSE			
2016	Teriyon Gipson	18th	1,269	115.4	2013	Carlos Wiggins	5th	29.6	Year	NCAA	Avg.	
RUSHING YARDS PER CARRY					PUNT RETURNS				2016	23rd	36.7	
Year	Name	NCAA	YPG		Year	Name	NCAA	Avg.	RUSHING DEFENSE			
2016	Teriyon Gipson	1st	8.75		1953	Bobby Lee	3rd	19.4	Year	NCAA	Avg.	
2016	Tyrone Owens	2nd	8.01		1958	Billy Brown	---	16.4	1952	---	114.6	
PASSING YARDS					1959	Tony Gray	---	18.0	1953	---	145.1	
Year	Name	NCAA	Yds.		1975	Randy Rich	7th	13.0	1982	13th	104.1	
1967	Terry Stone	1st	1,946		1977	Max Hudspeth	4th	13.2	1983	18th	116.4	
1975	Steve Myer	2nd	2,501		2008	Ian Clark	2nd	19.7	2001	5th	87.4	
PASSING YARDS PER COMPLETION					2018	Marcus Hayes	1st	21.2	2003	5th	86.1	
Year	Name	NCAA	Yds.		TACKLES				2004	17th	108.2	
2019	Tevaka Tuioi	10th	14.1		Year	Name	NCAA	No./Avg.	PASSING DEFENSE			
PASSING EFFICIENCY					1993	Ray Wilson, FS	---	157/14.3	Year	NCAA	Avg.	
Year	Name	NCAA	Eff.		1998	Brian Urlacher, FS	---	178/14.8	1956	---	74.7	
1986	Ned James	10th	141.6		1999	Brian Urlacher, FS	---	154/14.0	1962	1st	56.8	
1997	Graham Leigh	8th	153.6		2009	Carmen Messina, LB	1st	162/13.5	1963	---	86.3	
TOTAL OFFENSE					2010	Carmen Messina, LB	27th	115/9.6	1964	15th	82.9	
Year	Name	NCAA	Yds		2011	Carmen Messina, LB	T6th	142/11.8	1980	---	145.1	
1975	Steve Myer	3rd	215.4		2014	Dakota Cox, LB	1st	116/12.9	1981	---	162.7	
1978	Brad Wright	5th	200.3		SACKS				1989	---	202.3	
1994	Stoney Case	3rd	304.1		Year	Name	NCAA	No.	TOTAL DEFENSE			
1998	Graham Leigh	19th	242.0		1992	Jesse Becton, LB	---	14.5	Year	NCAA	Avg.	
FIELD GOALS					2000	Brian Johnson, DE	---	9.5	1952	14th	218.0	
Year	Name	Rank	FGM/A	Avg.	2001	Gary Davis, LB	---	8	1962	17th	207.3	
1997	Colby Cason	2nd	21-30	1.75	2003	Daniel Kegler, DE	---	7.5	1964	20th	210.5	
2006	Kenny Byrd	12th	19-23	1.46	TACKLES FOR LOSS				1980	---	300.2	
2007	John Sullivan	1st	29-35	2.42	Year	Name	NCAA	No./Avg.	1981	---	290.5	
RECEIVING (Receptions)					2009	Johnathan Rainey, DE	T24th	15.5/1.29	1983	18th	298.1	
Year	Name	NCAA	No.	RPG	FUMBLES CAUSED				SCORING DEFENSE			
1975	Preston Dennard, WR	3rd	59	5.4	Year	Name	NCAA	No.	Year	NCAA	Avg.	
1987	Terance Mathis, WR	5th	73	6.6	1993	Eric Jack, CB	---	4	2004	20th	18.7	
1989	Terance Mathis, WR	4th	88	7.3	1999	Brian Urlacher, FS	---	5	TIME OF POSSESSION			
1990	Eric Morgan, WR	3rd	80	6.7	2008	Zach Arnett, LB	T1st	6	Year	NCAA	Avg.	
1991	Carl Winston, WR	5th	76	6.3	FUMBLES RECOVERED				2012	2nd	33:47	
1999	Martinez Williams, WR	T35th	50	5.4	Year	Name	NCAA	No.	2016	6th	33:54	
2007	Marcus Smith, WR	T15th	91	7.0	1993	Eric Jack, CB	---	4	SACKS			
2011	Ty Kirk, WR	61st	47	5.2	1994	Charles Butler, CB	---	5	Year	NCAA	No.	
RECEIVING (Total Yards)					1999	Brian Urlacher, FS	---	3	1992	---	40	
Year	Name	NCAA	No.	Yds	2004	Josh Bazinet, S	---	4	2000	---	50	
1967	Ace Hendricks, TE	---	67	1,094	2017	Fola Fashola, LB	---	4	2001	---	26	
1975	Preston Dennard, WR	---	59	962	INTERCEPTIONS				2002	---	38	
1986	Terance Mathis, WR	---	53	955	Year	Name	NCAA	No.	2003	---	39	
1987	Terance Mathis, WR	---	73	1,132	1976	Max Hudspeth, FS	4th	7	2004	---	42	
1991	Carl Winston, WR	---	76	1,177	1978	Doug Smith, FS	11th	7	TURNOVER MARGIN			
1997	Pascal Volz, WR	9th	69	1,229	1979	Sharay Fields, CB	2nd	10	Year	NCAA	Mar.	
2007	Marcus Smith, WR	T24th	91	1,125	2004	Brandon Payne, CB	T4th	6	1996	13th	+0.91	
ALL-PURPOSE YARDS					2005	Gabriel Fulbright, CB	T9th	5	2000	22nd	+0.67	
Year	Name	NCAA	YPG		2008	Glover Quin, CB	T19th	5	NET PUNTING			
1989	Terance Mathis, WR	5th	178.2		PASSES DEFENDED				Year	NCAA	Avg.	
1994	Winslow Oliver, TB	14th	139.7		Year	Name	NCAA	No.	1954	1st	42.6*	
1995	Winslow Oliver, TB	6th	173.6		2004	Brandon Payne, CB	1st	23	1993	1st	41.8	
2003	DonTrell Moore, TB	35th	125.1		2008	Glover Quin, CB	T8th	16	2017	6th	42.0	
2013	Carlos Wiggins, KR/WR	20th	141.9		TEAM				2019	9th	42.1	
SCORING					*touchbacks not figured into net punting in 1954							
Year	Name	NCAA	Pts.	Avg.	RUSHING OFFENSE				KICKOFF RETURNS			
1958	Don Black, WR	T14th	58	5.8	Year	NCAA	Avg.	Year	NCAA	Avg.		
1963	Bucky Stallings, RB	21st	56	5.6	1957	---	210.4	1959	3rd	25.6		
1971	Rocky Long, QB	22nd	80	7.3	1959	3rd	289.8	1993	5th	25.9		
1975	Bob Berg, PK	9th	83	7.6	1962	10th	242.8	1995	1st	27.1		
1985	Willie Turrell, RB	14th	90	8.2	1964	10th	211.9	PUNT RETURNS				
2003	DonTrell Moore, TB	8th	126	9.7	1970	2nd	350.1	Year	NCAA	Avg.		
2005	DonTrell Moore, TB	10th	104	9.5	1971	2nd	384.5	2008	6th	15.4		
2007	John Sullivan, K	10th	117	9.8	2012	5th	301.2	2018	4th	19.4		
PUNTING					2013	4th	308.8	KICKOFF RETURNS				
Year	Name	NCAA	Avg.		2014	4th	310.4	Year	NCAA	Avg.		
1954	A.L. Terpening	1st	45.6		2015	9th	252.2	1959	3rd	25.6		
1973	Steve Bauer	3rd	44.2		2016	1st	350.0	1993	5th	25.9		
2013	Ben Skaer	5th	45.8		PUNT RETURNS							
2017	Corey Bojorquez	4th	47.3		Year	NCAA	Avg.	2008	6th	15.4		
2019	Tyson Dyer	10th	46.1		2018	4th	19.4	2018	4th	19.4		



### BILL BRANNIN MOST VALUABLE PLAYER

Year	Player	Pos.
1957	Jerry Nesbitt	G
1958	Don Black	E
1959	Don Perkins	HB
1960	Frank Gullick	T
1961	Chuck Cummings	G
1962	Bobby Santiago	RB
1963	Eddie Stokes	C
1964	Stan Quintana	QB
1965	Stan Quintana	QB
1966	Wally Seis	C
1967	Emilio Vallez	TE
1968	David Bookert	TB
1969	Rocky Long	QB
1970	Rocky Long	QB
1971	Rocky Long	QB
1972	Fred Henry	RB
1973	Don Woods	QB
1974	Greg Jones	DE
1975	Steve Myer	QB
1976	Robin Cole	DE
1977	Mike Williams	TB
1978	Mike Williams	TB
1979	Mike Forrest	LB
1980	Bob Shupryt	LB
1981	Johnny Jackson (LB) / Greg Azar	NT
1982	Johnny Jackson (LB) / David Osborn	QB
1983	Buddy Funck	QB
1984	Willie Turrel	TB
1985	Billy Rucker	QB
1986	Ned James	QB
1987	Terance Mathis	WR
1988	Al Owens	WR
1989	Terance Mathis	WR
1990	John Bell	DE
1991	Kim McCall	LB
1992	Winslow Oliver	TB
1993	Stoney Case	QB
1994	Stoney Case	QB
1995	Winslow Oliver	TB
1996	Donald Sellers	QB
1997	Graham Leigh	QB
1998	Brian Urlacher	FS
1999	Brian Urlacher	FS
2000	Mike Barnett	LB
2001	Jarrod Baxter	RB
2002	DonTrell Moore	RB
2003	DonTrell Moore	RB
2004	DonTrell Moore	RB
2005	DonTrell Moore	RB
2006	Rodney Ferguson	RB
2007	Rodney Ferguson	RB
2008	Glover Quin	CB
2009	Erik Cook	C
2010	Lucas Reed	TE
2011	Carmen Messina	LB
2012	Kasey Carrier	RB
2013	Kasey Carrier	RB
2014	Jhurell Pressley	RB
2015	Jhurell Pressley	RB
2016	Teriyon Gipson	RB
2017	Jay Griffin IV	WR
2018	Delane Hart-Johnson	WR
2019	Ahmari Davis	RB

### REESE HILL AWARD (Top Offensive Player)

Year	Player	Pos.
1981	Keith Magee	WR
1982	David Osborn	QB
1983	Buddy Funck	QB
1984	Willie Turrel	TB
1985	Willie Turrel	TB
1986	Ned James	QB
1987	Terance Mathis	WR
1988	Al Owens	WR
1989	Terance Mathis	WR
1990	Mike Henderson	WR
1991	Carl Winston	WR
1992	Winslow Oliver	TB
1993	Turhon O'Bannon	WR
1994	Stoney Case	QB
1995	Winslow Oliver	TB
1996	Donald Sellers	QB
1997	Pascal Volz	WR
1998	Martinez Williams	WR
1999	Jarrod Baxter	RB
2000	Ted Iacenda	RB
2001	Jarrod Baxter	RB
2002	Casey Kelly	QB
2003	DonTrell Moore	RB
2004	Hank Baskett III	WR
2005	Hank Baskett III	WR
2006	Rodney Ferguson	RB
2007	Travis Brown	WR
2008	Rodney Ferguson	RB
2009	Erik Cook	C

### COLONEL H.J. GOLIGHTLY (Top Defensive Player)

Year	Player	Pos.
1959	Chuck Roberts	DB
1960	John Shaski	LB
1961	Jay McNitt	DB
1962	Larry Jasper (E) / John Kosor	T
1963	Eddie Stokes	DL
1964	Wayne Tvrdik	T
1965	Paul Smith	T
1966	Jim Bolter	LB
1967	Joe Casas	S
1968	Woody Jones	T
1969	Houston Ross	LB
1970	Houston Ross	LB
1971	Mike Buck	DE
1972	Steve Bradshaw	DE
1973	Randy Rich	SS
1974	Greg Jones	DE
1975	Randy Rich	SS
1976	Robin Cole	DE
1977	Robert Rumbaugh	DT
1978	Mike Forrest	LB
1979	Charlie Baker	DE
1980	Bob Shupryt	LB
1981	Greg Azar	NG
1982	Johnny Jackson	LB
1983	Jimmie Carter	DE
1984	Ray Hornfeck	FS
1985	Bob Umdenstock	DE
1986	Tom Cole	DE
1987	Kirk Allen	LB
1988	John Bell	DE
1989	Nate Morris (LB) / Brett Heber	CB
1990	Steve Vaipulu	LB
1991	Kim McCall	LB
1992	Jesse Becton	LB
1993	Eric Jack	CB
1994	Blake Irwin	LB
1995	Roston Thomas	LB
1996	Ramos McDonald	CB
1997	Ramos McDonald	CB
1998	Brian Urlacher	FS
1999	Brian Urlacher	FS
2000	Mike Barnett	LB
2001	Gary Davis	LB
2002	Billy Strother	LB
2003	Billy Strother	LB
2004	Nick Speegle	LB
2005	Gabriel Fulbright	CB
2006	Quincy Black	S
2007	OJ Swift (S) / Michael Tuohy	DE
2008	Glover Quin	CB
2009	Carmen Messina	LB
2010	Seth Johannemann	DE
2011	Carmen Messina	LB
2012	Dallas Bollema	LB
2013	Dallas Bollema	LB
2014	Dakota Cox	LB
2015	Dakota Cox	LB
2016	Daniel Henry	DB
2017	Jake Rothschilder	S
2018	Evahelotu Tohi	LB
2019	Alexander Vainikola	LB

### OUTSTANDING OFFENSIVE LINEMAN

Year	Player	Pos.
1981	Paul Zamprelli	C
1982	Don Elliot	OL
1983	Dave Uranich	OL
1984	Mike Carter	OG
1985	Scott Maney	C
1986	Steve Paar	C
1987	Barry Luther	OG
1988	Jeff Howes	C
1989	Kurt Jensen	C
1990	Ron Shipley	OT
1991	Steve Slater	OG
1992	Kenny Thomas	OG
1993	Klint Hall	OT
1994	Alex Crowder	ST
1995	Brandon Turner	C
1996	Kevin Ned	OG
1997	Chris Wallace	OG
1998	Jason Carson	C
1999	Josh Brown	OT
2000	Jon Samuelson	OT

2001	Jeremy Sorenson	OG
2002	Claude Terrell	OG
2003	Jason Lenzmeier	OT
2004	Claude Terrell	OT
2005	Ryan Cook	C
2006	Robert Turner	OG
2007	Devin Clark	OT
2008	Erik Cook	C
2009	Joshua Taufalele	OG
2010	Byron Bell	OT
2011	Dillon Farrell (OT) / LaMar Bratton	C
2012	Darryl Johnston	OT
2013	Dillon Farrell	C
2014	Jamal Price	OT
2015	Aaron Jenkins	OG
2016	Reno Henderson	OT
2017	Blaise Fountain	C
2018	Aaron Jenkins	OG
2019	Kyle Stapley	C

### CHUCK CUMMINGS MEMORIAL AWARD (Morale and Spirit)

Year	Player	Pos.
1964	Chuck Kelly	FB
1965	John Anderson	OG
1966	Rex Henington	OT
1967	Jerry Pollard	DT
1968	Rick Beitler	QB
1969	Rocky Long	QB
1970	Sam Scarber	FB
1971	Rocky Long (QB) / Bob Gaines	S
1972	George Oakes	DT
1973	George Anderson	HB
1974	John Gener	OG
1975	Randy Rich	SS
1976	Mike Williams	FB
1977	Mike Williams	FB
1978	Mike Williams	FB
1979	Frank Giddens	OG
1980	No award	
1981	Bill Albrechtsen	DL
1982	David Uranich	OT
1983	Derwin Williams	WR
1984	David Uranich	OT
1985	Lon Nunley	DT
1986	Ron Keller	P
1987	Shane Hall	RB
1988	Chris Houston	LB
1989	Curtis Crews	CB
1990	Curtis Crews	CB
1991	Joey Kowalczyk	WS
1992	Willie Barry (DT) / Greg Oliver	WR
1993	Joey Kowalczyk (WR) / Kenny Thomas	OT
1994	Dan Coverley (LB) / David Sloan	TE
1995	Winslow Oliver	TB
1996	Milton Thomas	WR
1997	Milton Thomas	WR
1998	Danny Gonzales	P
1999	Daniel Reyes	LB
2000	Jarrod Baxter	RB
2001	Jarrod Baxter	RB
2002	Daniel Kegler	DE
2003	Daniel Kegler	DE
2004	Claude Terrell	OT
2005	Robert Turner	OG
2006	Curtis	TE
2007	Marcus Smith	WR
2008	Ian Clark	S
2009	Frankie Solomon	S
2010	Cody Neely	LB
2011	Carmen Messina	LB
2012	Matt Raymer	S
2013	Dillon Farrell	OL
2014	LaMar Bratton	OL
2015	Eden Mahina	OL
2016	Daniel Henry	DB
2017	Kyle Rothschilder	S
2018	Alex Hart	LB
2019	Alex Hart	LB

### CLYDE HILL AWARD (Most Improved Player)

Year	Player	Pos.
1981	Jerry Apodaca	CB
1982	Mark Eastham	DE
1983	Scott Skene	OL
1984	Wes Henson	LB
1985	Donnie DeYoung	OT
1986	Kevin Burgess	RB
1987	Scott Howard	FB
1988	Al Owens	WR
1989	Mike Good	LB
1990	Kano Brown	WR
1991	Mike Smith	LB
1992	Stoney Case	QB
1993	Brian Baca (OG) / Calvin Carr	CB
1994	Abe Ghoston	TB
1995	Calvin Allen	OT

1995	Gavin Pearlman	WR
	Scott McGarrahan	FS
	Jimmy McGrew	WR
1996	Lennox Gordon (TB) / Chris Wallace	OG
1997	Jameal Woods	CB
1998	Walter Bernard (CB) / Brian Johnson	TE
1999	Sean Stein	QB
2000	Rudy Caamano	QB
2001	Casey Kelly	QB
2002	DonTrell Moore	RB
2003	Zach Rupp	DE
2004	Brandon Payne	CB
2005	Mike Powdrell	CB
2006	Donovan Porterie	QB
	Marcus Smith	WR
2007	Ian Clark	S
2008	Brad Gruner	QB
2009	Kendall Briscoe	DT
	Daryl Jones	WR
2010	Josh Fussell (FB) / Karlin Givens	OG
2011	Jonathan Washington	OG
2012	Matt Raymer	S
2013	Cole Gautsche	QB
2014	Lamar Jordan	QB
2015	Jake Rothschilder	DB
2016	Tyrone Owens	RB
2017	Corey Bojorquez	P
2018	Andrew Shelley	K
2019	Tyson Dyer	P

### 1st TEAM AWARD (unselfish devotion to team)

Year	Player	Pos.
1969	Roy Muller	HB
1970	Jerry Buckner	LB
	Rodney Wallace	DT
	Phil Franczyk	HB
1971	Steve Fuller	HB
1972	Ron Dauphin	C
1973	Bob Supergan	S
1974	Chester Goodson	CB
1975	Ken Ferry	RB
1976	Smockey Turman	TB
1977	Joe Maloof	CB
1978	Curt McGill	QB
1979	Matt Schaefer	LB
1980	No award	
1981	Michael Johnson	TB
1982	Ron Tamura	LB
	John Lane	TE
1983	Mark Eastham	DE
1984	Mike Mazella	TE
1985	Jeff Apodaca	CB
1986	Joe Bibbo	K
1987	Terence Donaldson	DL
	Scott Maney	C
1988	Scott Howard	FB
	Phillip Vaughan	DE
	Rick Walsh	K
1989	Jimmy Marshall	CB
	Darius Harris	CB
	Guy Collura	OG
1990	Steve Daley	LB
	Kurt Jensen	C
	Karl Logan	SS
1991	Fred Easter	CB
	Jeremy Leach	QB
	Troy Rossean	P
	Doug Zikan	LB
1992	Marcus Goodloe	WR
1993	Justin Hall	C
1994	Eric Young	TB
1995	Scott Peterson	QB
1996	Jeff Houghtaling	WR
1997	Brian Brazier	S
	Roy White	OT
1998	Danny Gonzales	P
1999	Daniel Reyes	LB
2000	Rantie Harper	FS
2001	Mohammed Konte	LB
2002	Justin Millea	QB
2003	Casey Kelly	QB
2004	Martin Romero	WR
2005	Aaron Brack	WR
2006	Ben Wysong	S
2007	Bryan Clampitt	QB
2008	Brandon Johnson	S
2009	Tray Hardaway	LB
	Donovan Porterie	QB
2010	Nick Wilhelm	WR
2011	B.R. Holbrook	QB
2012	B.R. Holbrook	QB
2013	Mat McBain	LB
2014	Trajuan Briggs	LB
	Tyler Duncan	WR
2015	David Anaya	RB
2016	Jack Lamm	OL
2017	Jake Rothschilder	S
2018	Alex Hart	LB
2019	Teton Saltes	OL



## 1939 SUN BOWL

Jan. 2, 1939 • El Paso, Texas  
Utah 26, New Mexico 0

Playing in its first bowl game, the New Mexico Lobos were shut out by the Utah Utes 26-0 in the 4th Annual Sun Bowl at Kidd Field in El Paso.

(Note: The remainder of this story was written by Albuquerque Journal Sports Editor Paul Weeks and edited by UNM Media Relations.)

Like a kite that had flown too high, New Mexico's far-famed "dipsy-doo" football circus blew up and out of control before 13,000 disappointed Sun Bowl fans with a powerful tribe of Utah Indians (as they were called at the time) pouring on a humiliating 26-0 defeat.

The Utes matched their conservative style of the game as taught by Coach Ike Armstrong against the once-colorful attack of the Hilltoppers (as the Lobos were sometimes called) to claim gridiron superiority as Big Seven champions over the Lobos, co-champs of the Border league.

Never did New Mexico fall so miserably during the entire season as against the white-shirted tribe. Observers declared the team had conquered foes with power equal to the Utes, but there were no alibis for the Sun Bowl loss. It was on the same field that the Cherry and Silver met its first defeat of the season against Texas Mines (now UTEP).

Placed on equal ground before the fray, the two teams were as unevenly matched as a flyweight in the ring with a heavy. The Utes smashed across two touchdowns in the first quarter and followed it up with a 20-0 margin at the half. When New Mexico did not take advantage of breaks given them in the last periods, the Utes coasted in to another score, using two teams with equal results.

Though the bowl was not filled to capacity, more than 500 perched on the barren hills surrounding the field. The crowd stripped overcoats and concessionaires did a rush business in sun glasses because of the summery temperature. The tang of autumn football weather was entirely lacking.

## STATISTICS

	UNM	UTAH
First Downs	12	16
Rushing Yards	179	379
Passing Yards	59	18
Passing	4-11-4	1-4-1
Total Offense	212	384
Fumbles-Lost	3-1	1-1
Penalties-Yards	5-35	9-55
Punts-Avg.	9-40.8	8-30.5

## SCORING BY QUARTERS

Utah	14	6	0	6	—	26
New Mexico	0	0	0	0	—	0

## SCORING SUMMARY

Utah - Pace 15 run (McGarry kick) - 1st  
Utah - Peterson 64 interception return (McGarry kick) - 1st  
Utah - Peterson 9 run (kick failed) - 2nd  
Utah - Gehrke 10 run (kick failed) - 4th

Weather: Clear, 70 degrees  
Attendance: 13,000

## 1944 SUN BOWL

Jan. 1, 1944 • El Paso, Texas  
Southwestern 7, New Mexico 0

(Note: The following story was written by A.V. Gullette from the Associated Press and edited by UNM Media Relations.)

A final quarter forward pass, starring tailback R.W. MacGruder of San Marcos, gave Southwestern of Texas a 7-0 victory over the University of New Mexico in the 9th Annual Sun Bowl.

The 37-yard toss from fullback R.L. Cooper clicked after the underdog New Mexico Lobos had beaten back the highly-touted ground game of Southwestern's Pirates through three quarters and eight minutes of the final period. The Pirates took the ball at the start of the fourth quarter on the 13. A pass, MacGruder to Cooper, made 27 and the two backs hit the line for a first down and MacGruder broke loose for 22 yards to the New Mexico 19.

Here New Mexico held and taking the pigskin, punted to the 46. Cooper passed to Hollon, Pirate end, for a first down and then to MacGruder for the winning tally.

The Lobos threatened only twice, in the second and third periods, but could not get beyond the Southwestern 16.

The game started under cloudy skies, but the sun broke through in the second half and playing conditions were nearly ideal.

The vaunted Southwestern defense held the Lobos to just four first downs and 48 yards total offense.

## STATISTICS

	UNM	SW
First Downs	4	12
Rushing Yards	38	214
Passing Yards	10	65
Passing	3-10-0	7-10-1
Total Offense	48	279
Fumbles-Lost	1-0	1-1
Penalties-Yards	4-20	4-20
Punts-Avg.	11-38	5-35
Punt Returns	2-7	4-66
Kickoff Returns	1-17	1-30

## SCORING BY QUARTERS

Southwestern	0	0	0	7	7
New Mexico	0	0	0	0	0

## SCORING SUMMARY

SW - MacGruder 34 pass from Cooper (Collins kick) - 4th

Weather: Partly Cloudy, 60 degrees  
Attendance: 18,000

## 1946 SUN BOWL

Jan. 1, 1946 • El Paso, Texas  
New Mexico 34, Denver 24

(Note: The following story was written by the Associated Press and Albuquerque Journal writer Clayton Byers. It was edited by UNM Media Relations.)

Don Rumley, a 19-year-old Navy reservist from Princeton, Ill., led New Mexico to a 34-24 victory over Denver University in the 11th Annual Sun Bowl. The 180-pound halfback passed for three touchdowns and rushed for another in the highest scoring game in the 11 years of this New Year's Day football event.

A crowd of 15,000 was on its feet throughout a 28-point fourth period in which New Mexico came from behind to capture its first bowl victory in three attempts. It was also the first victory for a Border Conference team in the El Paso game's history.

Denver, Big Seven champion, rolled up 10 points before New Mexico countered, and remained dangerous the last scoring its final touchdown with less than two minutes to play.

A 63-yard dash with an interception sent fullback Rudy Krall over with UNM's first score in the second period. Krall and Rumley engineered a 70-yard drive to set up the next score when Rumley scooted in from nine yards for a 13-10 Lobo lead.

Then, after a scoreless New Mexico third period, when Denver had regained the lead at 17-13, Rumley whipped out two aeriels for touchdowns to sub end William Moseley and a third to Lavon McDonald.

One reason the Lobos were Sun Bowl champs is a story of gridiron heroism. It's about Fred Doar, UNM's star center, chief linebacker and kicker.

The 210-pound Navy trainee was on the bottom of a heap in the first play of the game. After that he played outstanding ball stopping Denver backs time after time. But teammates noticed their captain wasn't "talking it up" as usual. In fact, he was silent. X-rays after the game showed that Doar had broken his jaw in two places on the first play.

Blue skies and a blazing sun made it baseball weather for the game. Nearly 16,000 short-sleeved customers heard a minister intone a prayer dedicating this game to the nine members of the Lobos' 1939 Sun Bowl team who left the football field to die on the battle field during World War II.

## STATISTICS

	UNM	DENVER
First Downs	15	13
Rushing Yards	171	238
Passing Yards	207	39
Passing	8-12-1	3-16-1
Total Offense	378	277
Fumbles-Lost	1-1	1-0
Penalty Yards	90	25
Punt Avg.	40	33
Punt Returns	18	94
Kickoff Returns	5-111	7-113

## SCORING BY QUARTERS

Denver	10	0	7	7	24
New Mexico	0	13	0	21	34

## SCORING SUMMARY

DU - Karamigios 21 run (Redding kick) - 1st  
DU - Miller 28 FG - 1st  
UNM - Krall 65 interception return (kick failed) - 2nd  
UNM - Rumley 9 run (Doar kick) - 2nd  
DU - Adams 2 run (Redding kick) - 3rd  
UNM - Moseley 37 pass from Rumley (Doar kick) - 4th  
UNM - Moseley 47 pass from Rumley (Doar kick) - 4th  
UNM - McDonald 28 pass from Rumley (Doar kick) - 4th  
DU - Karamigios 35 pass from Cochran (Redding kick) - 4th

Weather: Sunny, 70 degrees  
Attendance: 15,000



## 1947 HARBOR BOWL

Jan. 1, 1947 -- San Diego, Calif.  
New Mexico 13, Montana State 13

(Note: The following story was written by the Associated Press and was edited by UNM Media Relations.)

The University of New Mexico Lobos came from behind to earn a 13-13 tie with Montana State College in the first San Diego Harbor Bowl before a crowd of 7,000.

Both teams displayed a flashy brand of football which kept the fans on edge throughout.

New Mexico opened the scoring soon after the game started when Hubert Hackett connected on a 26-yard pass to Lou Cullen. Hackett's place kick was wide.

Montana State surged back shortly after the second period started sparked by Neil Brooks 48-yard dash from scrimmage to paydirt. The placekick was blocked but Gene Bourdet picked up the ball and ran over for the extra point (allowed at this time).

Bill Nelson set the stage for the next score when he took Bourdet's short pass at midfield and streaked 42 yards down the sideline to the Lobo 8. After three plays netted just one yard, Bourdet passed to Ken Card on fourth down putting the Bobcats in front. The kick was again blocked.

The Lobos tied the count early in the fourth quarter as Cullen and quarterback Bryan Brock combined to engineer a 75-yard drive on the ground and through the air. Brock scored from two yards out cutting over tackle. Hackett's kick was good to knot the score.

The Lobos had a chance to win the game in the final minutes. UNM drove to the Montana State 12, however, Brock was thrown for a 12-yard loss. Hackett eventually tried a field goal from 35 yards out but failed.

## STATISTICS

	UNM	MSU
First Downs	12	12
Rushing Yards	182	155
Passing Yards	83	180
Passing	4-13-3	7-16-3
Total Offense	265	335
Punt Avg.	38.0	50.0

## SCORING BY QUARTERS

Montana State	0	13	0	0	13
New Mexico	6	0	0	7	13

## SCORING SUMMARY

UNM - Cullen 26 pass from Hackett (kick failed) - 1st  
MSU - Brooks 48 run (Bourdet run) - 2nd  
MSU - Card 7 pass from Bourdet (kick blocked) - 2nd  
UNM - Brock 2 run (Hackett kick) - 4th

Weather: Clear, 60 degrees  
Attendance: 7,000

## 1961 AVIATION BOWL

Dec. 9, 1961 -- Dayton, Ohio  
New Mexico 28, Western Michigan 12

(Note: The following story was written by Albuquerque Journal Sports Editor Dan Russell and was edited by UNM Media Relations.)

New Mexico struck for early touchdowns in both the first and third quarters to defeat Western Michigan, 28-12 in a chilled Aviation Bowl football game.

Freezing weather, including sleet and snow, nearly grounded the inaugural (and only) Aviation contest and limited the contest to approximately 4,000 fans even though advance sales had surpassed 5,000.

New Mexico drove for two touchdowns to open the game and to also open the second half. Then it capitalized on Western errors to add the two other touchdowns.

Two fumble recoveries in the first quarter helped set up the second touchdown of the game. Chuck Cummings intercepted a pass and streaked 43 yards for the final Lobo touchdown.

Quarterback Jim Cromartie plunged for three yards for New Mexico's first touchdown. Halfback Bobby Santiago picked up the second touchdown from 10 yards out, and Bobby Morgan also went over from the 10 for the third score.

Santiago, who suffered bruised ribs at the end of the first half and saw only limited action in the second half, was voted the top back of the game. Santiago gained a total of 86 yards and had a 60-yard touchdown run nullified by a clipping penalty. Cummings was voted the outstanding lineman.

"Our kids were really up," said UNM head coach Bill Weeks. "They came to play and they hit hard and executed well throughout. Santiago and Cummings were outstanding and I felt that Bobby Morgan had his best game of the year."

## STATISTICS

	WMU	UNM
First Downs	18	20
Rushing Yards	36-96	51-339
Passing Yards	207	0
Passing	18-33-2	0-3-0
Total Offense	69-303	54-339
Fumbles-lost	4-3	2-0
Punt Avg.	4-36	7-33.3
Penalties	4-30	10-90

## SCORING BY QUARTERS

Western Michigan	6	0	0	6	—	12
New Mexico	14	0	14	0	—	28

## SCORING SUMMARY

1st - 13:45 - UNM - Cromartie 3 run (kick blocked)  
1st - 7:08 - UNM - Santiago 10 run (Morgan run)  
1st - (0:28) - WMU - White 4 run (run failed)  
3rd - (9:48) - UNM - Morgan 10 run (run failed)  
3rd - (2:44) - UNM - Cummings 43 interception (Bradford run)  
4th - (13:22) - WMU - Cooke 5 pass from Chlebek (pass failed)

## INDIVIDUAL STATISTICS

**Rushing:** Morgan 13-98, 1 TD, Santiago 13-86, Cromartie 4-49, 1 TD, Ness 8-40, Ottman 6-36, Hancock 3-20, McNitt 3-5, Duke 2-5, Bradford 3-1.  
**Passing:** Cromartie 0-2, Morgan 0-1.  
**Punting:** Fitzsimmons 7-33.3.  
**Punt Returns:** Bradford 2-1.  
**Kickoff Returns:** Morgan 2-59, Bradford 1-35, Kosor 1-11.  
**Interceptions:** McNitt 1-32, Cummings 1-43, 1 TD.

Weather: Snow, Sleet, 33 degrees  
Attendance: 3,694

## 1997 INSIGHT.COM BOWL

Dec. 27, 1997 -- Tucson, Ariz.  
Arizona 20, New Mexico 14

New Mexico would lose its first bowl game in 36 years, 20-14, on Arizona's home field. The Cats struck first, scoring on Kelvin Eafon's 15-yard touchdown run midway through the first quarter.

UNM took almost no time in the second stanza to knot the score. Graham Leigh ran 17 yards for a first down, then tossed a 15-yard TD pass to senior Milton Thomas. Colby Cason's PAT tied the score at 7-7 and completed the eight-play 69-yard scoring drive.

On Arizona's next possession, quarterback Brady Batten threw for 51 yards and Trung Canidate ran for 13 more, including a three-yard touchdown, which allowed the Wildcats to reclaim the lead, 13-7. UA missed the PAT.

The Lobos marched right back down the field, reeling off a 14-play, 45-yard drive. UNM could not cash in on its possession, however, as Colby Cason missed a 37-yard field goal.

The second half began in a disastrous fashion for the Lobo offense, as it went three-and-out on its first possession, then Leigh threw two consecutive interceptions. The resiliency of the UNM defense was the only thing preventing Arizona from increasing its lead, as the Lobos forced the Wildcats to punt on each of their first two series.

After Leigh's second interception of the quarter - his third of the game - UA capitalized. Canidate rushed for 30 yards, culminating with Eafon's 1-yard TD. The score upped Arizona's lead to 20-7 with 2:07 left in the third quarter.

Once again, UNM would not allow Arizona to keep its momentum. Leigh found Brian Messer for a 35-yard gain on the Lobos' first play from scrimmage. Two plays later, Leigh found Chris Shelton over the middle for an 18-yard gain to the Wildcat four. Leigh found paydirt on the next play, and with the five-play, 60-yard drive, New Mexico was right back in the game, trailing only 20-14.

New Mexico would get one more chance to stage a rally, taking over at the UA 48 with 5:31 remaining. On second-and-nine, Leigh dropped back and spotted Pascal Volz flashing across the middle downfield. His pass sailed just a bit, however, landing right in the arms of Wildcat DB Kelly Malveaux to seal it for the Cats.

## STATISTICS

	UNM	UA
First Downs	16	19
Rushing	35-140	59-209
Passing Yards	150	89
Passing	12-32-4	7-22-2
Total Offense	67-290	81-298
Fumbles-Lost	0-0	0-0
Penalties-Yards	9-60	5-39
Interceptions-Yards	2-11	4-45
Punts-Average	7-40.7	9-38.7
Punt Returns-Yards	4-18	3-9
Kickoff Returns-Yards	4-71	2-50
Possession Time	24:15	35:45
Third Down Conversions	5-15	2-12
Sacks	0-0	2-12

## SCORING BY QUARTERS

New Mexico	0	7	7	0	14
Arizona	7	6	7	0	20

## SCORING SUMMARY

1st - (6:30) - UA - Eafon 15-yard run (McDonald kick)  
2nd - (12:05) - UNM - Thomas 15-yard pass from Leigh (Cason kick)  
2nd - (7:50) - UA - Canidate 3-yard run (kick failed)  
3rd - (2:07) - UA - Eafon 1-yard run (McDonald kick)  
3rd - (0:26) - UNM - Leigh 4-yard run (Cason kick)

## INDIVIDUAL STATISTICS

**Rushing:** G. Leigh 17-79, 1 TD, Gordon 3-42, R. Johnson 6-23, Shelton 3-3, Marion 6-(-7).  
**Passing:** G. Leigh 12-32-4, 150, 1 TD.  
**Receiving:** Volz 5-51, Thomas 3-39, 1 TD, Messer 1-35, Shelton 1-18, Doran 1-15, R. Johnson 1-(-8).  
**Punting:** Bloom 7-40.7. **Punt Returns:** Smith 4-18, White 1-10.  
**Kickoff Returns:** Oliver 3-61.  
**Interceptions:** McDonald 1-11, Stanton 1-0.

Weather: Clear, 47 degrees  
Attendance: 49,385



## 2002 LAS VEGAS BOWL

Dec. 25, 2002 -- Las Vegas, Nev.  
UCLA 27, New Mexico 13

The Lobo football team did more giving than receiving on Christmas Day, giving the UCLA Bruins three turnovers, which they turned into 17 points, as UCLA beat New Mexico 27-13 in the Sega Sports Las Vegas Bowl.

Following a DonTrell Moore fumble, UCLA got on the board first with a Nate Fiske 49-yard field goal. UNM then took a 6-3 lead when senior cornerback Desmar Black picked off UCLA QB Drew Olson's pass in the flat and returned it 55 yards for a touchdown at the 8:20 mark of the first quarter. Junior kicker Katie Hnida then made her first career appearance, but had her extra point blocked. Already the first and only woman to dress for an NCAA Division I bowl game, Hnida became the first woman to make an appearance in an NCAA Div. I-A football game.

"I made the decision to let Katie (Hnida) kick the first extra point," head coach Rocky Long said. "She has been a vital part of this team all year, and I felt that she deserved the opportunity to make a play."

The Lobos' had a chance to increase their lead in the second quarter after driving to the UCLA 17, but Kenny Byrd's 34-yard FG attempt sailed wide right, ending a UNM streak of 19 straight scores in the red zone. Fiske connected on his second field goal from 39 yards out to knot the game at 6-6 with 6:21 remaining in the second quarter. The kick was set up by a questionable pass interference penalty on the Lobos in the end zone.

The UCLA special teams rose to the occasion when Craig Bragg took a punt back 74 yards early in the third to give the Bruins a 13-6 lead. More bad luck followed in the fourth quarter as QB Casey Kelly's throw bounced off the back of TE Zach Cresap into the waiting arms of Jarrad Page. Page returned it 29 yards for a touchdown to give UCLA a 20-6 advantage.

On the next Lobo possession, WR Joe Manning caught a pass from Kelly only to be stripped of the ball. New Mexico's third turnover of the game set up a 1-yard leap by freshman Tyler Ebell, handing the Bruins a 27-6 lead. Kelly found Manning in the back of the end zone for a touchdown that brought the Lobos to within 27-13, but New Mexico would get no closer.

Kelly finished with a season-high 237 yards. Moore, hobbled by a sprained right ankle late in the second quarter, was limited to 17 yards on 14 carries. The defense certainly did its part, holding the Bruins to a season-low 167 yards. UCLA only had to travel 76 yards for its three offensive scores, two field goals and a touchdown.

### STATISTICS

	UNM	UCLA
First Downs	15	9
Rushing	34-45	39-73
Passing Yards	237	94
Passing	18-35-1	12-22-1
Total Offense	69-282	61-167
Fumbles-Lost	4-2	1-0
Penalties-Yards	9-68	10-108
Interceptions-Yards	1-55	1-29
Punts-Average	6-38.5	8-44.9
Punt Returns-Yards	6-18	3-96
Kickoff Returns-Yards	5-100	2-50
Possession Time	28:47	31:13
Third Down Conversions	5-16	4-15
Sacks	0-0	2-12

### SCORING BY QUARTERS

New Mexico	6	0	0	7	13
UCLA	3	3	7	14	27

### SCORING SUMMARY

1st - (10:24) - UCLA - Fiske 49 FG  
1st - (8:20) - UNM Black 55 int. return (Hnida PAT blocked)  
2nd - (4:53) - UCLA - Fiske 39 FG  
3rd - (13:04) - UCLA - Bragg 74 punt return (Fiske kick)  
4th - (14:07) - UCLA - Page 29 int. return (Fiske kick)  
4th - (10:40) - UCLA - Ebell 1 run (Fiske kick)  
4th - (5:31) - UNM - Manning 11 pass from Kelly (Byrd kick)

### INDIVIDUAL STATISTICS

**Rushing:** Moore 14-17, Brody 4-17, Counter 1-9, Boyd 2-5, Millea 3-4, A. Byrd 1-1, Kelly 8-(-4).  
**Passing:** Kelly 18-32-1, 237, 1 TD.  
**Receiving:** Counter 5-78, Farrell 4-78, Manning, 3-42, 1 TD, Moore 3-13, Cresap 1-15, Thomas 1-7, Penley 1-4.  
**Punting:** Gaus 6-38.5.  
**Punt Returns:** Counter 6-18. **Kickoff Returns:** Ratcliff 3-56, Gregory 1-23, Fulbright 1-21. **Interceptions:** Black 1-55, 1 TD.

Weather: Clear, 50 degrees  
Attendance: 30,324

## 2003 LAS VEGAS BOWL

Dec. 24, 2003 -- Las Vegas, Nev.  
Oregon State 55, New Mexico 14

Steven Jackson tied a bowl game record with five touchdowns, and Oregon State's defense overwhelmed mistake-plagued New Mexico in a 55-14 win. Jackson ran for 149 yards on 28 carries. He caught a 34-yard pass from Derek Anderson five minutes into the game and added touchdown runs of 3, 11, 6, and 1 yards.

Former NFL star Barry Sanders scored five touchdowns for Oklahoma State against Wyoming in the 1988 Holiday Bowl, and Sheldon Canley of San Jose State had five against Central Michigan in the 1990 California Bowl.

The Lobos' scores came on a 27-yard pass from Casey Kelly to Hank Baskett in the first quarter and Kole McKamey's 17-yard toss to Dwight Counter in the fourth.

Unable to run or pass against OSU's defense, the Lobos had only one first down in the first half and 21 total yards through the first three quarters. The stats also included 6 yards rushing, seven first downs and 127 total yards.

New Mexico got its second first down on a 46-yard pass from wide receiver Baskett to Counter with just more than 10 minutes left. DonTrell Moore, who led the Mountain West Conference with 1,438 yards this season, finished with 12 yards on 10 carries. His second-quarter fumble at the New Mexico 15 led to Jackson's third TD and second in a span of 1:39.

New Mexico had the fourth-best rushing defense in the country this season, but after gaining just 11 yards in the first quarter, Jackson found plenty of holes and scoring chances.

Oregon State scored on its first two possessions, with Jackson catching a 34-yard screen pass from Anderson on third-and-19 and Kirk Yliniemi booting a 21-yard field goal.

New Mexico kept the Beavers' touchdown drive going with an unsportsmanlike conduct penalty for celebrating too long and too loudly after stopping Jackson for a 2-yard loss on third down at the OSU 40. The Lobos then sacked Anderson for a 10-yard loss, but the Lobos were offside on the play.

Both teams entertained the Christmas Eve crowd of 25,437 with first-half trick plays that produced a touchdown for the Beavers and set up New Mexico's first score.

The Beavers scored on the final play of the first quarter on a 42-yard flea flicker. Anderson handed off to Jackson, who tossed it back to the quarterback for a pass to Mike Hass, who had beaten cornerback Brandon Payne.

New Mexico used a pass from wide receiver Michael Brunner to backup quarterback McKamey to set up the Kelly-to-Baskett score.

### STATISTICS

	UNM	OSU
First Downs	7	29
Rushing	34-6	35-154
Passing Yards	121	386
Passing	10-23-1	27-42-1
Total Offense	57-127	77-540
Fumbles-Lost	1-1	1-1
Penalties-Yards	13-103	10-94
Interceptions-Yards	1-20	1-0
Punts-Average	10-39.1	3-37.3
Punt Returns-Yards	1-0	5-16
Kickoff Returns-Yards	8-175	3-65
Possession Time	30:19	29:41
Third Down Conversions	2-14	7-14
Sacks	1-3	6-48

### SCORING BY QUARTERS

Oregon State	17	14	10	14	55
New Mexico	7	0	0	7	14

### SCORING SUMMARY

1st - (9:59) - OSU - Jackson 34 pass from Anderson (Yliniemi kick)  
1st - (6:38) - OSU - Yliniemi 21 FG  
1st - (4:59) - UNM - Baskett 27 pass from Kelly (Zunker kick)  
1st - (0:00) - OSU - Hass 42 pass from Anderson (Yliniemi kick)  
2nd - (8:40) - OSU - Jackson 3 run (Yliniemi kick)  
2nd - (7:01) - OSU - Jackson 11 run (Yliniemi kick)  
3rd - (12:57) - OSU - Jackson 6 run (Yliniemi kick)  
3rd - (2:41) - OSU - Yliniemi 31 FG  
4th - (12:06) - OSU - Jackson 1 run (Yliniemi kick)  
4th - (9:22) - UNM - Counter 17 pass from McKamey (Zunker kick)  
4th - (4:40) - OSU - Whiten 19 pass from Rothenfluh (Yliniemi kick)

### INDIVIDUAL STATISTICS

**Rushing:** A. Byrd 2-13, Moore 10-12, McKamey 5-7, Brody 1-3, Cox 4-(-1), Thomas 2-(-1), Kelly 10-(-27).  
**Passing:** Kelly 4-12-0, 32, 1 TD, McKamey 4-9-1, 25, 1 TD, Brunner 1-1-0, 18, Baskett 1-1-0, 46.  
**Receiving:** Counter 2-63, 1 TD, Augustyniak 2-11, Thomas 2-3, Baskett 1-27, 1 TD, McKamey 1-18, Cresap 1-3, Moore 1-(-4).  
**Punting:** Gaus 10-39.1. **Punt Returns:** Counter 1-0. **Kickoff Returns:** Counter 1-19, Fulbright 2-39, Walton 1-17, Ratcliff 4-100.

Weather: Overcast, 58 degrees  
Attendance: 25,437

## 2004 EMERALD BOWL

Dec. 30, 2004 -- San Francisco  
Navy 34, New Mexico 19

Aaron Polanco ran for three touchdowns and passed for another, and Navy capped the academy's best season in 99 years with a 34-19 win over New Mexico in the Emerald Bowl.

Polanco scored on runs of 14, 1 and 27 yards and completed a 61-yard touchdown pass to Corey Dryden, the longest of the season by Polanco and the first career score by Dryden. The Midshipmen's defense was impressive, too, despite the rain-soaked field at SBC Park.

The unit forced two first-half turnovers that led to TDs and staged a goal-line stand late in the third quarter. Then Navy kept the ball for the next 14 minutes, 26 seconds, and held New Mexico to only seven plays in the fourth quarter.

The Midshipmen (10-2) tied for the most wins in school history, last accomplished when Navy went 10-1-1 in 1905. It was a fitting end for the Mids, some of whom will head off to war in the coming year. Only two months ago, Navy's players dealt with the death of former teammate JP Blecksmith in a military operation in Fallujah, Iraq.

Polanco finished the season with 16 rushing touchdowns, a record by a quarterback this year. Temple's Walter Washington ran for 15. Polanco gained a Navy bowl record 133 yards on the ground for his fourth 100-yard rushing game and threw for 101 yards. He even caught a 17-yard pass from Frank Davis to set up his second TD - and his two receptions were the most by any Navy player.

New Mexico quarterback Kole McKamey had nearly as big a day after the Lobos (7-5) lost star tailback DonTrell Moore to a torn left ACL late in the first quarter.

McKamey threw for 207 yards and also rushed for 138, the first Lobos player to accomplish the feat since Graham Leigh in 1997. But McKamey threw two interceptions.

Moore, who has rushed for more than 1,000 yards in each of the past three seasons and came in averaging 108.3 yards per game, was carted off the field after catching a shovel pass and taking a hard hit from cornerback Vaughn Kelley that caused Moore to fumble with 3:52 left in the first quarter.

Linebacker Lane Jackson pounced on the ball for his first fumble recovery this year, and Polanco scored five plays later. Jackson also made an interception as time expired in the first half.

Navy built a 21-7 lead eight seconds into the second quarter on Polanco's 61-yard touchdown pass to Dryden.

The Lobos couldn't stop Navy's impressive triple-option offense. The Midshipmen snapped New Mexico's five-game winning streak and kept the Lobos from their first bowl victory in 43 years.

New Mexico lost in the Las Vegas Bowl the past two years and hasn't won a postseason game since beating Western Michigan 28-12 in the 1961 Aviation Bowl. The Lobos had won 11 straight games when they scored first.

### STATISTICS

	UNM	Navy
First Downs	23	22
Rushing	42-212	58-269
Passing Yards	207	124
Passing	15-24-2	5-8-0
Total Offense	66-419	66-393
Fumbles-Lost	1-1	1-0
Penalties-Yards	9-85	6-53
Interceptions-Yards	0-0	2-0
Punts-Average	1-27	2-39.0
Punt Returns-Yards	1-2	0-0
Kickoff Returns-Yards	7-18.1	2-5.5
Possession Time	27:39	32:21
Third Down Conversions	8-11	8-14
Sacks	0-0	1-5

### SCORING BY QUARTERS

New Mexico	7	12	0	0	19
Navy	14	10	7	3	34

### SCORING SUMMARY

1st - (7:31) - UNM - Hall 17 pass from McKamey (Zunker kick)  
1st - (5:01) - Navy - Polanco 14 run (Blumenfeld kick)  
1st - (2:01) - Navy - Polanco 1 run (Blumenfeld kick)  
2nd - (14:52) - Navy - Dryden 61 pass from Polanco (Blumenfeld kick)  
2nd - (13:13) - UNM - Ferguson 4 run (Zunker kick)  
2nd - (9:19) - Navy - Blumenfeld 27 FG  
2nd - (3:36) - UNM - McKamey 3 run (Zunker kick)  
3rd - (7:01) - Navy - Polanco 27 run (Blumenfeld kick)  
4th - (2:15) - Navy - Blumenfeld 22 FG

### INDIVIDUAL STATISTICS

**Rushing:** McKamey 19-138, 1 TD, Cox 11-32, Ferguson 4-19, 1 TD, Brody 3-15, Moore 5-8.  
**Passing:** McKamey 15-24-2, 207, 1 TD.  
**Receiving:** Baskett 5-115, Moore 3-21, Hall 2-23, 1 TD, Augustyniak 2-18, Brown 1-11, Ferguson 1-11, Ramirez 1-8.  
**Punting:** Gaus 1-27. **Punt Returns:** Payne 1-2. **Kickoff Returns:** Walton 3-88, Smith 4-39.

Weather: Overcast/Rain, 56 degrees  
Attendance: 30,563



## 2006 NEW MEXICO BOWL

Dec. 23, 2006 -- Albuquerque  
San Jose State 20, New Mexico 12

San Jose State linebacker Matt Castelo saw New Mexico halfback Rodney Ferguson hit the hole near the goal line and prepared for a collision.

"I saw the running back get the ball and it was like in slow motion," Castelo said. "I got down low and I think he tried jumping over me. Tried to put the ball out for a touchdown."

Ferguson never made it to the end zone.

Castelo hit Ferguson and his helmet knocked the ball out and right into fellow linebacker Damaja Jones' hands. In a season where San Jose State's defense carried the Spartans to their first bowl game in 16 years, Castelo and Jones teamed up for what may have been the biggest stop of the year.

Adam Trafalis threw three touchdown passes and San Jose State beat New Mexico 20-12 on Saturday in the inaugural New Mexico Bowl, extending the Lobos' postseason drought to 45 years.

One big pass play by Trafalis and that costly fumble by Ferguson — both in the first half — set the tone for the Spartans' first bowl win outside of California.

Jones returned Ferguson's fumble 57 yards to the New Mexico 37. Although the Spartans didn't score on that drive, they had the momentum for good.

"I saw Matt set him (Ferguson) up," Jones said. "He tried to jump over Matt and Matt put his helmet right on the ball. I was trying to get over the top and the ball fell right in my hands."

For the Spartans (9-4), the win provided a final highlight in a season in which they won more games than they had in the three previous seasons.

Trafalis, who was 11-of-18 for 209 yards, threw scoring passes of 36 and 24 yards to James Jones and 76 yards to John Broussard. The pass to Broussard on the first play of the second quarter — in which New Mexico's defense totally blew the coverage — got the Spartans' offense rolling.

New Mexico's only touchdown came with 15 seconds left in the game on a 15-yard pass from Chris Nelson to Marcus Smith. The rest of the Lobos' scoring consisted of a 40-yard field goal by Kenny Byrd with 1:11 left in the second quarter and a safety when San Jose State punter Waylon Prather stepped out of the end zone with 1:08 left.

Byrd's field goal was his 25th straight from 40 yards or closer and the first made field goal by New Mexico in 10 bowl appearances.

San Jose State struck first after the teams combined for seven punts in the first quarter.

Trafalis found Broussard 20 yards behind the nearest Lobo. Broussard caught the pass at the 35 and easily scored.

New Mexico came right back with a drive that started with DeAndre Wright's kickoff return to the San Jose State 40. Eight plays later the Lobos had a first-and-goal at the 1. The Spartans' defense toughened and on third-and-goal from the 2, Ferguson fumbled.

The Spartans made it 13-0 on Trafalis' 36-yard pass to James Jones with 3:59 left in the first half. James Jones caught the ball near the sideline at the New Mexico 16 and slipped out of the grasp of Wright. Matt Strubeck missed the extra point.

The Lobos' offense had 377 total yards but was stagnant most of the day. Neither freshman quarterback Donovan Porterie, who started, nor Nelson, who played in the second half, could sustain drives. What plays did work often were erased by holding penalties and three second-half fumbles, including one by wide receiver Travis Brown at the San Jose State 1 with just over 3 minutes left.

Ferguson, who led the Mountain West Conference in rushing this season, had 102 yards on 22 carries.

James Jones and Broussard each had 106 yards receiving, Jones with six catches and Broussard with four.

## STATISTICS

	UNM	SJSU
First Downs	20	8
Rushing	31-146	28-87
Passing Yards	249	209
Passing	24-45-0	11-18-0
Total Offense	76-377	46-280
Fumbles-Lost	6-4	0-0
Penalties-Yards	5-44	7-50
Interceptions-Yards	0-0	0-0
Punts-Average	7-33.4	8-44.6
Punt Returns-Avg.	5-10.4	1-6.0
Kickoff Returns-Avg.	3-35.3	0-0
Possession Time	34:53	25:07
Third Down Conversions	5-17	1-11
Sacks	1-8	1-7

## SCORING BY QUARTERS

New Mexico	0	3	0	9	12
San Jose State	0	13	7	0	20

## SCORING SUMMARY

2nd - (14:51) - SJSU - Broussard 76 pass from Trafalis (Strubeck kick)  
 2nd - (3:59) - SJSU - Jones 36 pass from Trafalis (kick failed)  
 2nd - (1:11) - UNM - Byrd 40 FG  
 3rd - (4:33) - SJSU - Jones 24 pass from Trafalis (Strubeck kick)  
 4th - (1:08) - UNM - team safety  
 4th - (0:15) - UNM - Smith 15 pass from Nelson (Byrd kick)

## INDIVIDUAL STATISTICS

**Rushing:** Ferguson 22-102, Baker 2-18, Bauman 2-17, Quillen 1-1, Nelson 2-0, Brown 1-(-3), Porterie 1-(-7).  
**Passing:** Nelson 17-26-0, 188, 1 TD, Porterie 7-17-0, 61, Ferguson 0-1, Clark 0-1.  
**Receiving:** Ferguson 8-78, Brown 7-83, Smith 6-72, 1 TD, Bauman 2-15, Wilson 1-1.  
**Punting:** Scott 7-33.4. **Punt Returns:** Wilson 4-52, Ligon 1-0.  
**Kickoff Returns:** Wright 2-89, Smith 1-17.

Weather: Sunny, 39 degrees  
 Attendance: 34,111

## 2007 NEW MEXICO BOWL

Dec. 22, 2007 -- Albuquerque  
New Mexico 23, Nevada 0

For coach Rocky Long, it was just the next game, another brick to continue building his program. For delighted New Mexico fans, it marked the end of a 46-year skid.

Paul Baker ran for 167 yards in his first start, and Donovan Porterie threw for career-high 354 yards and two touchdowns to help New Mexico beat Nevada 23-0 in the New Mexico Bowl. The Lobos (9-4) ended a 46-year span without a postseason victory and gave Long, the team's 10th-year coach, his first bowl win in five tries.

"It gets it off our back. We don't have to listen to it anymore," Long said. "But this program was good before we won today."

John Sullivan made field goals from 53, 39 and 37 yards, but give credit to New Mexico's defense, which delivered just the second shutout loss for Nevada under Hall of Fame coach Chris Ault.

The Wolf Pack (6-7) hadn't gone scoreless since losing 10-0 to Weber State on Sept. 27, 1980, a span of 329 games — the longest current streak in college football and the second longest in history. It's the first time Nevada was shut out since moving to Division I-A in 1992.

"It's certainly a compliment to their defense," Ault said. "They played a great game. At the other end of the spectrum, we played as poorly on offense as we've played in a long time."

It was New Mexico's first bowl victory since beating Western Michigan 28-12 in the 1961 Aviation Bowl at Dayton, Ohio. The Lobos also notched a nine-win season for just the fourth time in school history.

"I'm very proud of our team," Long said. "I thought they were as focused as they've been all year long for any game."

New Mexico's defenders pestered redshirt freshman quarterback Colin Kaepernick all afternoon and made Nevada's "Pistol" offense look more like a pop-gun. The Wolf Pack averaged 36.2 points and 488.9 yards during the season. Nevada had logged 23 scoring plays that covered at least 25 yards — second only to Oklahoma's 25 big-play TDs.

This time, Nevada had 210 total yards, with only 73 yards rushing. On a chilly day, with the temperature at kickoff 34 degrees, Kaepernick finished 13-of-31 for 137 yards. He had 10 carries for 40 yards rushing.

"Everybody was locked in," linebacker Brett Madsen said. "They have a really explosive offense. The quarterback can really run. We knew we had to contain the quarterback, and he didn't do much with his legs."

Madsen, despite not starting, was selected the defensive player of the game after recording two sacks, two tackles for lost yardage and four total tackles. But he agreed the award could have gone to any New Mexico defender.

Baker made the most of his chance. He moved into the starting lineup this week when Rodney Ferguson, New Mexico's leading rusher over the past two seasons, was ruled academically ineligible.

"My team believed in me and that was enough," Baker said. "I knew I could get it done."

The Wolf Pack blocked two field goals, Sullivan missed another 43-yard try and the Lobos failed to score after having first-and-goal at the 4 late in the third quarter. But Nevada just couldn't take advantage.

"We didn't do a good job with any consistency on the run game or the pass game," Ault said. "Colin Kaepernick didn't have a chance to get into type of rhythm. We just shot ourselves in the foot."

Despite the cool weather, Porterie had no trouble warming up. He threw a short slant pass on the third play from scrimmage to Marcus Smith, who raced to the end zone for a 66-yard scoring play. Later in the period, Brown got behind the Nevada defense and Porterie found him on a 39-yard TD pass.

## STATISTICS

	UNM	Nevada
First Downs	26	12
Rushing	40-194	30-73
Passing Yards	354	137
Passing	20-37-1	13-31-0
Total Offense	77-548	61-210
Fumbles-Lost	3-1	1-1
Penalties-Yards	4-35	8-59
Interceptions-Yards	0-0	1-3
Punts-Average	2-40.5	11-42.1
Punt Returns-Avg.	6-9.0	0-0
Kickoff Returns-Avg.	1-26.0	6-16.8
Possession Time	31:36	28:24
Third Down Conversions	3-12	3-14
Sacks	3-16	2-17

## SCORING BY QUARTERS

Nevada	0	0	0	0	0
New Mexico	14	6	0	3	23

## SCORING SUMMARY

1st - (13:38) - UNM - Smith 66 pass from Porterie (Sullivan kick)  
 1st - (2:22) - UNM - Brown 39 pass from Porterie (Sullivan kick)  
 2nd - (6:07) - UNM - Sullivan 53 FG  
 2nd - (2:48) - UNM - Sullivan 45 FG  
 4th - (4:18) - UNM - Sullivan 37 FG

## INDIVIDUAL STATISTICS

**Rushing:** Baker 22-167, Fussell 5-13, Clappitt 2-9, Porterie 6-7, Brown 1-2, Quillen 2-2, Smith 1-0, Brown 1-(-6).  
**Passing:** Porterie 20-36-1, 354, 2 TDs; Fussell 0-1.  
**Receiving:** Brown 7-120, 1 TD, Smith 5-86, 1 TD, Bruno 5-86, Baker 2-42, Mark 1-20.  
**Punting:** Scott 2-40.5. **Punt Returns:** Swift 5-44, Solomon 1-10.  
**Kickoff Returns:** Smith 1-26.

Weather: Sunny, 34 degrees  
 Attendance: 20,223

## 2015 GILDAN NEW MEXICO BOWL

Dec. 19, 2015 -- Albuquerque  
Arizona 45, New Mexico 37

It was nearly one of the greatest comebacks in school history. Nearly. In the end, the Lobos whittled an 18-point second half deficit down to five, and then with a chance to go for the tie threw an interception as the Arizona Wildcats defeated New Mexico 45-37 in a highly entertaining 10th Annual Gildan New Mexico Bowl in front of a crowd of 30,289.

Both teams combined for 1,025 yards of offense, with UNM gaining 333 on the ground and 189 in the air. Arizona was about the opposite with 174 on the ground and 329 via the air. Things looked bleak when Lamar Jordan threw an interception on a play starting at his own 1-yard line that led to a short touchdown run and a 42-24 Wildcat lead with 7:35 left in the third quarter. Jordan, who played well with 135 yards rushing and a 110 yards passing, got UNM back in it with his third rushing touchdown to make it 42-31.

Jason Sanders then hit a perfect surprise onside kick that Donnie Duncan recovered for New Mexico. Jordan got hurt on the drive, leaving the game for good, and Austin Apodaca came in and scored his first career rushing touchdown on an option keeper to make it 42-37. The Lobos went for two and missed the conversion.

UNM got the break it needed on a missed field goal, but UNM turned the ball over on downs. On second-and-3 at the Wildcat 18, DaVonte' Neal broke up a pass intended for Carlos Wiggins, and then Chris Davis fumbled an option pitch for a loss of seven yards. On fourth-and-13 in no-man's land, UNM went for it but Apodaca was sacked. That led to a field goal and a 45-37 lead for Arizona, with one last chance for UNM.

Taking over at the 26 with 1:29 and no timeouts, UNM picked up two first downs to get to the Arizona 36, but there was just 35 seconds left. Looking for a big hitter, Apodaca was pressured and his pass missed Dameon Gamblin and fell into the waiting arms of Cam Denson for a game ending interception.

UNM opened the scoring with a 37-yard Zack Rogers field goal, but Arizona used a couple of long passes to go up 14-3. Jordan had his first rushing touchdown of the day to cut into that lead, but Arizona answered on an Anu Solomon run.

UNM scored an unlikely touchdown on a 92-yard pass from Jordan to Delane Hart-Johnson, the second-longest in UNM history and the fourth-longest in bowl history. Hart-Johnson outraced his brother Will Parks to the pylon for the score.

However, Arizona scored just before, and just after halftime to boost the lead to 18, setting the stage for UNM's near-comeback.

## STATISTICS

	Arizona	UNM
First Downs	19	25
Rushing	32-174	69-319
Passing Yards	329	189
Passing	13-24-1	10-22-3
Total Offense	56-503	91-508
Fumbles-Lost	2-1	2-0
Penalties-Yards	4-30	8-103
Interceptions-Yards	3-23	1-43
Punts-Average	3-53.3	4-43.5
Punt Returns-Avg.	0-0.0	1-3.0
Kickoff Returns-Avg.	2-36.0	5-23.2
Possession Time	19:38	40:22
Third Down Conversions	2-9	11-19
Sacks	2012	104

## SCORING BY QUARTERS

Arizona	7	21	14	3	45
New Mexico	3	14	14	6	37

## SCORING SUMMARY

1st - (9:52) - UNM - Rogers 37 FG  
 1st - (7:26) - AZ - C. Jones 78 pass from Solomon (Skowron kick)  
 2nd - (14:51) - AZ - Baker 27 run (Skowron kick)  
 2nd - (8:50) - UNM - Jordan 31 run (Rogers kick)  
 2nd - (3:27) - AZ - Solomon 14 run (Skowron kick)  
 2nd - (2:19) - UNM - Hart-Johnson 92 pass from Jordan (Rogers kick)  
 2nd - (0:30) - AZ - Richards 1 pass from Solomon (Skowron kick)  
 3rd - (13:56) - AZ - Baker 32 run (Skowron kick)  
 3rd - (9:17) - UNM - Jordan 11 run (Rogers kick)  
 3rd - (7:35) - AZ - Baker 4 run (Skowron kick)  
 3rd - (2:02) - NM - Jordan 3 run (Rogers kick)  
 4th - (13:52) - NM - Apodaca 4 run (rush failed)  
 4th - (1:32) - AZ - Skowron 37 FG

## INDIVIDUAL STATISTICS

**Rushing:** L. Jordan 21-135, Gipson 15-84, Pressley 12-61, McQuarley 8-23, R. Jones 1-20, Chestnut 2-7, R. Jordan 1-3, Anaya 1-2, Rogers 1-0, Owens 3-(-2), Apodaca 3-(-4), Davis 1-(-10).  
**Passing:** L. Jordan 3-9-2, 110, 1 TDs; Apodaca 7-12-1, 79.  
**Receiving:** Gipson 3-27, Gamblin 1-27, Hart-Johnson 1-92, R. White 1-16, Bundy 1-13, Davis 1-12, Pressley 1-2.  
**Punting:** Rogers 4-43.5. **Punt Returns:** Wiggins 1-3. **Kickoff Returns:** Wiggins 5-116.

Weather: Sunny, 38 degrees  
 Attendance: 30,289



## 2016 GILDAN NEW MEXICO BOWL

Dec. 17, 2016 -- Albuquerque

New Mexico 23, UTSA 20

It was nearly one of the greatest comebacks in school history. Nearly. In the end, the Lobos whittled an 18-point second half deficit down to five, and then with a chance to go for the tie threw an interception as the Arizona Wildcats defeated New Mexico 45-37 in a highly entertaining 10th Annual Gildan New Mexico Bowl in front of a crowd of 30,289.

Both teams combined for 1,025 yards of offense, with UNM gaining 333 on the ground and 189 in the air. Arizona was about the opposite with 174 on the ground and 329 via the air. Things looked bleak when Lamar Jordan threw an interception on a play starting at his own 1-yard line that led to a short touchdown run and a 42-24 Wildcat lead with 7:35 left in the third quarter. Jordan, who played well with 135 yards rushing and a 110 yards passing, got UNM back in it with his third rushing touchdown to make it 42-31.

Jason Sanders then hit a perfect surprise onside kick that Donnie Duncan recovered for New Mexico. Jordan got hurt on the drive, leaving the game for good, and Austin Apodaca came in and scored his first career rushing touchdown on an option keeper to make it 42-37. The Lobos went for two and missed the conversion.

UNM got the break it needed on a missed field goal, but UNM turned the ball over on downs. On second-and-3 at the Wildcat 18, DaVonte' Neal broke up a pass intended for Carlos Wiggins, and then Chris Davis fumbled an option pitch for a loss of seven yards. On fourth-and-13 in no-man's land, UNM went for it but Apodaca was sacked. That led to a field goal and a 45-37 lead for Arizona, with one last chance for UNM.

Taking over at the 26 with 1:29 and no timeouts, UNM picked up two first downs to get to the Arizona 36, but there was just 35 seconds left. Looking for a gain hitter, Apodaca was pressured and his pass missed Dameron Gamblin and fell into the waiting arms of Cam Denson for a game ending interception.

UNM opened the scoring with a 37-yard Zack Rogers field goal, but Arizona used a couple of long passes to go up 14-3. Jordan had his first rushing touchdown of the day to cut into that lead, but Arizona answered on an Anu Solomon run.

UNM scored an unlikely touchdown on a 92-yard pass from Jordan to Delane Hart-Johnson, the second-longest in UNM history and the fourth-longest in bowl history. Hart-Johnson outraced his brother Will Parks to the pylon for the score.

However, Arizona scored just before, and just after halftime to boost the lead to 18, setting the stage for UNM's near-comeback.

## STATISTICS

	Arizona	UNM
First Downs	19	25
Rushing	32-174	69-319
Passing Yards	329	189
Passing	13-24-1	10-22-3
Total Offense	56-503	91-508
Fumbles-Lost	2-1	2-0
Penalties-Yards	4-30	8-103
Interceptions-Yards	3-23	1-43
Punts-Average	3-53.3	4-43.5
Punt Returns-Avg.	0-0.0	1-3.0
Kickoff Returns-Avg.	2-36.0	5-23.2
Possession Time	19:38	40:22
Third Down Conversions	2-9	11-19
Sacks	2012	104

## SCORING BY QUARTERS

New Mexico	3	3	0	14	20
UTSA	7	3	6	7	23

## SCORING SUMMARY

1st - (8:41) - UTSA - Falcon 27 FG

1st - (0:04) - NM - McQuarley 1 run (Sanders kick)

2nd - (1:32) - UTSA - Falcon 28 FG

2nd - (0:00) - NM - Sanders 52 FG

3rd - (9:54) - NM - Gipson 10 run (kick blocked)

4th - (9:43) - UTSA - Stevens 16 pass from Sturm (Falcon kick)

4th - (2:22) - NM - McQuarley 1 run (Sanders kick)

4th - (0:25) - UTSA - Taylor 4 pass from Sturm (Falcon kick)

## INDIVIDUAL STATISTICS

**Rushing:** L. Jordan 13-81, McQuarley 17-68, Gipson 14-60, Owens 3-13, Woodhouse 1-3, Gamblin 1-(-2).

**Passing:** L. Jordan 3-4-0, 77, 0 TDs; Apodaca 0-0-0, 0.

**Receiving:** Gamblin 1-34, McQuarley 1-25, Gipson 1-18.

**Punting:** Bojorquez 3-39.0. **Punt Returns:** Davis 1-3. **Kickoff Returns:** None.

Weather: Windy, 42 degrees

Attendance: 29,688



<b>A</b>	
Abbott, Lyle	1910-11
Abendschan, Jack	1962-64
Abousleman, Michael	1932-34
Ackerson, Bruce	1946-47
Adams, Daniel	2011
Adams, Justus	2012-13
Adamson, Jean	1945
Adcock, Garrett	2012, 2014-16
Adewon, Tayo	2014-15
Adewon, Toye	2014
Adkins, Miles	1991, 1994
Agajanian, Ben	1940-41
Ahlgrim, Wesley	1934-36
Ahlreksen, Bill	1980-81
Albright, Edward	1905-07
Alderete, Manny	1994-96
Aldrich, Ray	1903-04
Aldridge, Harold	1932-33
Alexander, Chad	2020
Alexander, Warren	1965-66
Allaway, Jeff	1979
Allen, Calvin	1992-95
Allen, Darian	2016
Allen, Denny	1980, 1982-83
Allen, Jay	1911-12
Allen, Kirk	1987
Allen, Omar	1934-35
Allen, Walter	1905-11
Allott, Donald	1912-13
Allred, Lou	1964-66
Alongi, John	1965-66
Alvarado, Vicente	1993-94
Amerson, Clyde	1943, 1947-48
Anaya, David	2012-15
Anderson, Donald	1952-54
Anderson, George	1973-74
Anderson, Jarrett	1992-93
Anderson, John	1964-65
Anderson, Roy	1945-47
Andrakowicz, Michael	1974-75, 1977
Anyabe, Terel	2007-10
Apodaca, Austin	2015-16
Apodaca, Jeff	1983-85
Apodaca, Jerry	1954-56
Apodaca Jr., Jerry	1979-81
Aqua, Andrew	2012
Arbon, Keith	1986
Archer, Cliff	1969-71
Archer, Phil	1972-73
Archunde, Malcolm	1969
Arens, Waldo	1909-12
Arford, J.Q.	1944-45
Armbruster, Chester	1949-50
Armijo, Fernando	1940
Armijo, Louis	1911-13
Armijo, Mickey	1986-87
Armstrong, Geard	1924-28
Armstrong, Sean	1985
Arnett, Robert	1951-52
Arnett, Zach	2005-08
Arnold, Walt	1976-79
Arnett, Will	1913-15
Arredondo, Mike	2012-15
Arrigoni, Roland	1954
Arruti, Shawn	1991-93
Ashbrook, Vern	1962
Ashley, Myron	1988
Ates, Kevin	1981-82
Attel, Louis	1940-41
Augustus, Clyde	1983
Augustyniak, Mike	2001-04
Austin, Billy	1994-97
Austin, Erin	2018-19
Austin, Tarean	2010
Auva'a, Todd	1989
Aven, Chance	2010
Avery, Kenneth	1954
Avery, Steve	1962-63, 1967-68
Avila, John	1983, 1986
Avila, Trini	1991
Aydelotte, Carl	1915-17, 1919-20
Azar, Greg	1979-81

**B**

Baca, Brian	1990-92
Baca, Cliff	1989-91
Baca, Frankie	2006-09
Bachechi, Carlo	1928
Baer, Daurice	1929-30
Bail, Mike	1973
Bailey, Roger	1951
Baker, Charles	1977-79
Baker, Cody	2015-18

Baker, DaQuan	2017-18
Baker, Joel	2000-01
Baker, Paul	2006-08
Balcomb, Kenneth	1912-15
Ball, Toby	2012-13
Balleau, George	1955
Balogun, Kevin	2007-08
Balzer, Jake	1928-30
Banks, Andrew	2009
Banks, Jeremy	1995-96
Bankston, Bo	1958-60
Banner, Geoff	1984
Barber, Bob	1972
Barbere, Mike	1969-70
Barefoot, John	1955-57
Barger, Floyd	1951
Barger, Jack	1951-52
Barlow, Leonard	1937-38
Barnard, Bart	1994-97
Barnard, Matt	2008
Barnes, Don	1975-77
Barnes, Syd	1940
Barnett, Mike	1998-00
Barnwell, Jr., Stanley	2016-18
Barr, Martize	2011
Barret, Aaron	2003
Barrows, F.J.	1942
Barry, Willie	1988, 1990-92
Barton, W. B.	1943
Baskett III, Hank	2002-05
Bassett, Charles	1938-39
Bassett, Charles C.	1938
Bassett, Ralph	1936-37
Bassetto, Bill	1972-74
Bateman, Howard	1912
Battle, Duane	1966
Bauer, Steve	1973
Bauman, Yimin	2006
Baungarner, Mike	1970
Baxter, Jarrod	1998-01
Baylor III, Ray	2016-17
Bayter, LeRoy	1946
Bazinet, Josh	2001-04
Beach, Edgar	1959-60
Beaird, Ronnie	1958-59
Bean, Ray	1903
Beard, David	1965
Beard, Walter	1941
Beard, Windell	1942
Beaton, Letayveon	2019-20
Beatty, Brian	2002
Beatty, Fred	1967-68
Bebber, Otto	1924-25
Beck, Wesley	2006-08
Becton, Jesse	1991-92
Beeson, Clement	1903-04
Beggs, Steve	1985-86
Behl, Joseph	1940-41
Beilman, Erik	2016-19
Beitler, Rick	1966-68
Bell, Bill	1983-86
Bell, Brice	1983-84
Bell, Byron	2008-10
Bell, Edgar	1972-75
Bell, James	1978-79, 1981
Bell, John	1987-90
Belle, Lester	1970
Bell, Randall	1984-86
Bennett, Ricky	2014-15
Bentley, Tom	1934
Berg, Bob	1973-75
Bernard, C. L.	1910
Bernard, Walter	1997-00
Bernitsky, Tony	1949-50
Bernston, R. K.	1945
Bertram, Ben	2020
Bertram, Randy	1980
Berry, Coleman	1977-79
Berry, Destry	2011-12
Best, Chuck	1981-84
Bibbo, Joe	1983-86
Bickley, E. C.	1943
Billingsley, Buddy	1993, 1995
Bin-Balal, Zayn	2008, 2010
Biren, Chris	2009-12
Biren, Mark	1979-81
Black, Desmar	1999, 2001-02
Black, Don	1958-59
Black, Ed	1938-39
Black, Quincy	2004-06
Blake, Ed	1973
Blackwell, Aaron	2017-18
Blakemore, Stacey	1990
Blanchard, Paul	1970-71
Blea, Matt	1988
Block, Don	1974-76
Bloom, Jason	1995-98
Boatright, Jadon	2013-14, 16
Bobbs, John	1980-81

Boger, Edrick	2009
Bogle, Bob	1949
Bogren, Vincent	1939-41
Bojorquez, Corey	2016-17
Bolden, Nico	2018-20
Boldt, I.V.	1911-13
Boldt, Leslie	1917
Bollema, Dallas	2010-13
Boller, James	1967
Bonner, Vincent	1990
Bonwell, Jeremy	1997
Booker, Harold	1917, 1919-20
Bookert, David	1967-69
Boone, Bruce	1971-72
Booth, Charles	1932
Boqua, Ed	1945
Borchers, Bill	1995-98
Borne, Geron	2012
Borombozin, Vladimir	2000-01
Boteler, Virgil	1944, 1946-48
Bouyer, Bob	1961, 1965
Bowe, Jake	2005-08
Bowers, Brett	2013-14
Bowie, Wallace	1902
Bowyer, Ralph	1934-35
Bowyer, Robert	1960-61, 1964-65
Boyce, Rayshawn	2017
Boyd, Alfred	1931-33
Boyd, Adrian	2002-03
Boyd, Charles	1933-35
Boyd, Ryan	2007
Boyet, Theodore	1936
Boykin, Bolly	1926
Brack, Aaron	2002, 2005
Bradford, Carl	1964-66
Bradford, Herbert	1961
Bradford, Tom	1983-85
Bradley, James	1959-61
Bradshaw, Steve	1971-73
Bramer, Brad	1969-71
Branch, Brandon	2012-14
Branch, David	1980-83
Brandenburg, Bucky	1949-50
Brannin, Bill	1933-35
Brashear, William	1913
Bratcher, Charles	1965-67
Bratton, LaMar	2011-14
Brawley, Chris	2004-05
Brazier, Brian	1996-97
Brett, Dick	1950-51
Brewer, Glen	1925
Bridler, W. M.	1943
Briggs, Cade	2019-20
Briggs, Trajuan	2013-14
Bright, Michael	1960
Bright, Richard	1959-60
Briscoe, Brian	1980-82
Briscoe, James	1953, 1955
Briscoe, Kendall	2006-09
Briscoe, Robert	1932-34
Brittain, Billy	2003-06
Brock, Bryan	1946-47
Brock, Gene	1948-50
Brock, Harold	1950
Brody, Landrick	2001-04
Brooks, Billy	1941
Brooks, Jim	1980-81
Brooks, Jonathan	2006-08
Brorein, Carl	1914-16
Brown, Arthur	1921
Brown, Billy	1959-60
Brown, C. O.	1924-26
Brown, Charles	2004-05
Brown, Corey	2002-03
Brown, Fred	1929-30
Brown, Harold	1942
Brown, Howard	1991-92
Brown, Isaiah "I.B."	2013-16
Brown, Josh	1996-99
Brown, Kano	1989
Brown, Ken	1972-75
Brown, Larry	1995-96
Brown, Lester	1924
Brown, Robert	1979-80
Brown, Terence	2007-08
Brown, Tori	1985
Brown, Travis	2004-07
Bruening, James	1952-53
Brumfield, Alton	1965
Brunker, Michael	2002-03
Bruno, Roland	2007-09
Brunson, Darien	2013
Bryan, Hugh	1905-06, 1909
Bryant, Dennis	1968
Bryant, Ken	1974
Bryson, Daryl	1977-79
Bucher, Scott	1984
Buchley, Howard	1917

Buck, Mike	1969-71
Buckley, Trey	2007
Buckner, Jerry	1968-70
Buford, Chris	1983-84
Bundy, Marquis	2012-15
Burcher, George	1950-53
Burgess, Kevin	1985-86
Burleson, Don	1957-59
Burns, J. B.	1944
Burns, J. H.	1943
Burns, Robert	1953-54
Burns, Vince	1983
Burrell, Jalin	2017-18
Burrest, Damon	1992-94
Burrough, Jonathan	1997-00
Bursey, Robert	1956-58
Bursum, Holm	1928
Burton, Brandon	2019
Burton, Terrence	1995-96
Burwitz, Edward	1964
Bush, Brad	1982-83
Bush, Jim	1962
Bush, Pete	1970-72
Butler, A.J.	2009-12
Butler, Charles	1992-94
Butler, Gary	1982-83
Butler, Jack	1958-60
Butler, Mike	1982
Butler, Robert	1945
Butler, Tye	2004
Byrd, Adrian	2002-05
Byrd, John	1960
Byrd, Kenny	2002, 2004-06
Byrd, Markel	2014-15
Byrd, Steve	1963-64

**C**

Caamano, Rudy	2000-01
Cagle, Reese	1929-31
Calkins, F. M.	1911-14
Calkins, Tom	1920-22
Calland, W.B.	1944
Cameron, Ray	1975
Campbell, Glenn	1951-52
Campbell, Matthew	2006
Campbell, Todd	1979-80
Camunez, Rudy	1946-47
Cannon, Mike	2007-10
Cannon, John	1902-03
Capatolla, Pat	1986
Cappon, Jim	1979-80
Caprioli, Jason	2005-06
Cardenas, Clayton	2006
Carlisle, Hugh	1910-11, 1913
Carmignani, George	1962
Caro, Dante	2010-13
Carpenter, Don	1984-86
Carpenter, George	1969-70
Carpenter, Maurice	1963
Carr, Calvin	1991-92
Carr, Jake	2009-12
Carrier, Kasey	2009-10, 2012-13
Carroll, Bryson	2017, 19-20
Carroll, Chris	1993-96
Carroon, Frank	1917
Carson, Jason	1996-99
Carson, Kimmie	2014-17
Carter, Anthony	2004-05
Carter, Jimmie	1980-83
Carter, George	2004-07
Carter, Mike A.	1978-79; 1981-82
Carter, Mike D.	1981-84
Carter, Ravonne	2010
Carter, Wendell	2014
Carter, William	1960
Cartwright, Alvin	1979
Cartwright, Robert	1922
Casas, Joe	1964-65, 1967
Case, Stoney	1991-94
Cason, Colby	1995-97
Castellanos, Izrael	2017
Castetter, William	1934
Caston, Rob	1999-00
Celestine, Art	1991, 1993-95
Ceschin, Jim	1981-83
Chambers, Korian	2011-12
Chancellor, Huey	1979-82
Chaplin, William	1954
Chapman, Marion	1974-77
Chapman, Mike	1986
Charles, Buster	1930-31
Charlton, Clem	1947-49
Chavez, A.T.	1934
Chavez, Ben	1990-92
Chavez, Bobby	1962-63
Chavez, Coley	1994-95
Chavez, David	1917
Chavez, Gabe	1974-75, 1977
Cheek, W.J.	1944-45



Chess, James.....	1917					Echohawk, Owen.....	1936		Frost, Greg.....	1968
Chestnut, Daryl.....	2015-17	D'Avanzo, Nik.....	2013-16			Edling, Chris.....	2012-15		Fulbright, Gabriel.....	2002-05
Childress, Dante.....	2000-01	Dame, Woody.....	1964-65			Edsall, Van.....	1949		Fuller, Steve.....	1969-71
Choi, Brian.....	1999-00	Danahy, Tom.....	1905			Edwards, Bobby.....	1986-87		Fullerton, Howard.....	1916
Christian, Noel.....	1994-95	Daley, Steve.....	1988, 1990			Edwards, SaQwan.....	2012-14		Fulmar, James.....	1967
Chmura, Dyson.....	2017	Dancel, Zach.....	2011			Edwards, Torry.....	1986-87		Funck, Buddy.....	1982-84
Ciepiela, Steve.....	1974-75	Daniels, Maurice.....	2015-16			Eicker, Mark.....	1989-90		Fussell, Josh.....	2007-10
Clampitt, Brian.....	2005-07	Daniels, Mike.....	1985			Eidenschink, Rick.....	1978-80			
Clancy, Albert.....	1905	Darame, Omar.....	2020			Elliott, Don.....	1979-82			
Clark, Cary.....	1980-81, 1983	Darling, John.....	1985			Ellis, Keith.....	1975-78		Gabriel, Robin.....	1980-81
Clark, Devin.....	2006-07	Darrow, Floyd.....	1938			Ellis, Reggie.....	2010-12		Gaines, Bob.....	1969-71
Clark, Edwin.....	1917	Dassoff, L.....	1943-44			Elmore, Ken.....	1957		Gale, Joseph.....	1956-57
Clark, Ian.....	2006-09	Daugherty, Duffy.....	1987			Emmonds, Eugene.....	1906		Gallagher, Pat.....	1969-71
Clark, Jim.....	1942, 1946-47	Daugherty, Zach.....	2011			Emmons, Gasner.....	1906, 1909		Gallegos, Dean.....	1993-95
Clark, Walter.....	1935-37	Daughtry, Myles.....	2010			Ena, Tali.....	2003-04		Gallegos, Patrick.....	1970
Clausen, Chuck.....	1960-62	Dauphin, Ron.....	1972-73			EnRico, Jared.....	2017-19		Gallegos, Paul.....	1931
Clayton, Chase.....	2011-13	Davis, Ahmari.....	2018-19			Enriquez, Jorge.....	2005		Galles, Herbert.....	1932
Clayton, Justin.....	2003-06	Davis, Ben.....	2020			Enriquez, Nathan.....	2009		Galles, Herbert Sr.....	1906
Clayton, W. D.....	1932-33	Davis, Chili.....	1995-96			Epps, Corbin.....	1995		Gamblin, Dameon.....	2013-16
Clewis, Troy.....	1985, 1987	Davis, Chris.....	2014-17			Epps, Martelius.....	2004-06		Gansallo, Ben.....	2019-20
Cockrell, Jacob.....	1998-99	Davis, DeAndre.....	2008-09			Epting, Rhashaun.....	2017-18		Garber, John.....	1957-59
Coen, Hearst.....	1924-26	Davis, Eugene.....	1989-90			Erb, John.....	1915		Garcia, E.....	1943-44
Coffey, James.....	1977-79	Davis, Gary.....	2000-01			Erick, Fred.....	1975		Garday, Adam.....	2004-05
Coffman, Derek.....	1988-91	Davis, Larry.....	1956-57			Erickson, Andrew.....	2020		Gardner, Barney.....	1937
Coggeshell, Charles.....	1939	Davis, Larry.....	2000			Erickson, Bobby.....	1986		Gardner, Peter.....	2009-10
Coggins, John.....	1950-51	Davis, Marcellus.....	1989, 1991-93			Erickson, Duane.....	1963-64		Gares, Wayne.....	1955-57
Coit, Trent.....	1991-94	Davis, Ricky.....	2000			Ernst, Steve.....	1972-72		Garrett, Edwin.....	1998, 2000-01
Colburn, Justin.....	2000-03	Davis, Rod.....	2011-12			Eslinger, F. R.....	1944		Garrison, Andrew.....	1991
Cole, Bobby.....	2019-20	Day, George.....	1934-36			Esmiol, Morris.....	1967-68		Garrison, Barrett.....	1995-98
Cole, Ken.....	1962-63	Deakins, Warren.....	1933-34			Esquivel, Chuck.....	1979-80		Garrison, Barry.....	1984-87
Cole, Robin.....	1973-76	Dean, Robert.....	1937			Estrella, Chris.....	2017-19		Garrison, Eric.....	2007
Cole, Tom.....	1983-86	DeBesse, Cameron.....	2012-13			Ethredge, Eugene.....	1987		Garza, Pat.....	1983
Coles, Rodney.....	1983-84	Decker, Paul.....	1903			Evans, David.....	1980-81		Gasaway, Joe.....	1935-36
Coleman, Travis.....	1973	Decker, Scott.....	1979			Evans, I.Q.....	1931		Gass, Gordon.....	1913-14
Collier, Tony.....	2019-20	DeGryse, William.....	1926-27, 1929			Evans, Leslie.....	1936-37		Gassoway, Donny.....	1984-86
Collins, D. M.....	1945	Degulis, Richard.....	1967			Everett, Lamon.....	1988-90		Gatewood, Gerald.....	1947-48
Collura, Guy.....	1985, 1987-88	Delahanty, Keith.....	1988			Evins, Jack.....	1939		Gaus, Tyler.....	2002-05
Combs, Chris.....	1976-79	DeLayo, Leonard.....	1941, 1948						Gautsche, Cole.....	2012-14, 16
Combs, Tavian.....	2020	Demarest, Jesse.....	2004						Gawronski, Daniel.....	2002-03
Contreras, Ben.....	2008	Demman, John.....	1956			Faha, Frank.....	1932		Genal, Connor.....	2020
Conyers, Jermaine.....	2017-18	Demory, William.....	1960			Fahnert, Stephen.....	2001		Gener, John.....	1973-74
Cook, Austin.....	2018-20	Dennard, Ken.....	1970			Farrel, Jake.....	1999-2002		Gentry, Carl.....	1948
Cook, Buddy.....	1954	Dennard, Preston.....	1974-77			Farrell, Dillon.....	2010-13		Gentry, Don.....	1954
Cook, Dave.....	1972-74	Dennard, William.....	1933-35			Fashola, Fola.....	2002, 2004		Gentry, George.....	1919
Cook, Erik.....	2006-09	Dennis, Demond.....	2009-10			Fatokun, Emmanuel.....	2011-12		Gentry, Sam.....	2015-16
Cook, Herbert.....	1947-48	Dennis, Dole.....	1965			Faw, Paul.....	1925		Gentry, Wilber.....	1939-40
Cook, Jim.....	1978-79, 1981	Denson, Jeremy.....	2000			Feather, Adlai.....	1915-16		Gerhardt, Herbert.....	1924
Cook, Ryan.....	2002-05	DesJarlais, Devin.....	2014			Feather, Landis.....	1915		Gerhardt, Scott.....	1998-01
Cooke, Robert.....	1949	DeVelviss, Ted.....	1939			Felder, Herbert.....	2005-08		Gerhart, Coltin.....	2017-18
Cooksey, Dave.....	1974-75	DeWolf, Ed.....	1910-11			Feliccetti, Lawrence.....	1941-42, 1947		Gerpheide, Ben.....	1919-20
Coon, John.....	1952-54	DeYoung, Donnie.....	1982-85			Fellis, Pete.....	1936-37		Gerpheide, Louis.....	1920
Cooper, Devin.....	1985-86, 1988	Dibbles, Larry.....	1971-72			Fennell, Oscar.....	1970-71		Geter, B. E.....	1943, 1946-47
Copple, James.....	1999-00	Dickey, Brayden.....	2018			Fenwick, Tyler.....	1998-99		Ghent, Chuck.....	1980-81
Corn, Poe.....	1930-31	Dickson, Mike.....	1976-79			Ferguson, Bobby.....	1981-82		Ghormley, Chad.....	1991
Cornish, Gillette.....	1909	Diller, Rich.....	1971-73			Ferguson, Maxwell.....	1922		Ghoston, Abe.....	1993-94
Coughlan, Dick.....	1957-58	Dilworth, Mark.....	1982			Ferguson, Rick.....	1969		Gibson, Tom.....	1937-39
Coulter, Kyle.....	2001-04	Dinelli, Dante.....	1934			Ferguson, Rodney.....	2004, 2006-08		Giddens, Frank.....	1977-80
Counter, Dwight.....	2000-03	Dingwall, B. T.....	1933-35			Fernandez, Cruz.....	1934		Gill, Ed.....	1978-79
Court, D. B.....	1953-55	Dinkelmann, Frans.....	1997-99			Fernandez, Joey.....	1991-92		Gill, George.....	1957-58
Coverley, Dan.....	1993-94	Ditmore, Tyson.....	2004-07			Ferry, Ken.....	1975		Gillaspy, A. P.....	1944
Coverley, Rod.....	1993-94	Doar, Fred.....	1944, 1946			Fields, Chris.....	1972		Gillespie, William.....	1968
Cox, Dakota.....	2013-16	DoBell, Bob.....	1937-38			Fields, Sharay.....	1978-80		Gipson, Teriyon.....	2013-16
Cox, D.D.....	2003-04	Dolzadelli, John.....	1925-28			Fiola, Joe.....	1999-01		Girgle, Jacob.....	2016-17
Cox, John.....	1953-55	Donohue, Dan.....	1925			Fiorino, Vince.....	1946-48		Giroue, Rick.....	1977
Cox, Roger.....	1950-52	Donaldson, Kenya.....	2014-16			Fish, Jack.....	1928-29		Givens, Aaron.....	1987-90
Cozzens, L. C.....	1941	Donaldson, Terence.....	1984-87			Fisher, Reginald.....	1926		Givens, Karlin.....	2009-10
Craig, Rex.....	1920	Donaldson, Tyler.....	2006-07			Fitzgerald, Dan.....	1971		Gladding, R. D.....	1910-11
Crampton, Jay.....	1951-54	Doran, Tony.....	1996-97			Fitzsimmons, Dick.....	1961-62		Glass, Larry.....	1960
Crandall, Bob.....	1957-59	Dorris, Paul.....	1935-37			Fitzwater, Terry.....	1967		Glavey, Tom.....	1935
Craven, Harry.....	1925-27	Douglas, Danny.....	1986			Flack, Jordan.....	2017-18		Glassman, Mason.....	1925-28
Crawford, Bernard.....	1903, 1905	Douglas, Darren.....	1985-87			Flakes, Curtis.....	2001-04		Gleason, Andy.....	1993-96
Creagan, Scott.....	1988-89, 1991-92	Douglas, James.....	1940			Flores, Richard.....	1979		Glovetski, Ronald.....	1956
Crebbs, Chester.....	1915	Drake, Richard.....	1954-56			Flowers, Nahje.....	2017-19		Godfrey, Stump.....	2010
Creedy, Carson.....	1924-25	Drennan, Q.....	2016-17, 19			Fobbs, Charleston.....	1986-88		Golden, Terrell.....	2000-03
Cresap, Zach.....	2002-03	Driscoll, Myron.....	1982-84			Foley, Tim.....	2011-13		Goldstein, Matt.....	2002
Crespin, Ahraya.....	2009	Drury, Mike.....	1983			Folk, David.....	1988-91		Gomes, Joe.....	1984-85
Creswell, Lewis.....	1953	Duff, John.....	1987-88			Fonua, Tevita.....	2016		Gongbay, Crusoe.....	2011-14
Crews, Curtis.....	1989-90	Duffy, Francis.....	1965			Fontes, A. W.....	1943		Gonzales, Danny.....	1996-98
Crist, Elmer.....	1930	Duke, Paul.....	1960-61			Foraker, Creighton.....	1917, 1919		Gonzales, Gilbert.....	1985
Crist, Robert.....	1927-29	Dunaway, Ed.....	1972			Foran, Nick.....	1942-43, 1947		Gonzales, Jake.....	1975-77
Crocchio, Victor.....	1941, 1946	Duncan, Donnie.....	2011, 2013-15			Forrest, Bob.....	1975-76		Gonzales, Santiago.....	1906
Crockett, David.....	2001-02	Duncan, Pat.....	1985			Forrest, Bubba.....	2008-11		Good, Dennis.....	1966
Cromartie, Jim.....	1960-62	Duncan, Robert.....	1972-73			Forrest, Mike.....	1976-79		Good, Mike.....	1988-91
Crompton, Jack.....	1942	Duncan, Tyler.....	2013-15			Foster, Alfred.....	1942		Goode, Pete.....	1927-30
Cropley, Stanley.....	1934-35	Dungan, Don.....	1970-71			Foster, Carl.....	1977-78, 1981		Goodloe, Marcus.....	1989-92
Crosby, Al.....	1985	Dunlap, Troy.....	1994, 1996			Foster, Mannie.....	1929-30		Goodson, Chester.....	1972-74
Crosby, Lee.....	2015-16	Dunnigan, Chester.....	1920			Foster, Melvin.....	2004		Gordon, Lennox.....	1995-98
Cross, Joe.....	1931-32	Dutton, John.....	1922			Foster, Ted.....	1956		Gorman, Frank.....	1969-70
Cross, Richard.....	1983	Dutton, Pete.....	1924			Foulkas, George.....	1965		Gorman, William.....	1909
Crowder, Alex.....	1991-94	Dwyer, Bill.....	1937-38			Fountain, Blaise.....	2016-17		Gosnell, Wayne.....	1956-58
Crum, Curtis.....	1964	Dyche, James.....	1939-41			Fowler, R. J.....	1967-68		Grady, Scott.....	1976
Crum, Thomas.....	1984, 1986	Dye, John.....	1905			Fox, Jamie.....	1978-79		Grammel, Charlie.....	2016-18
Cuba, Monte.....	1989	Dyer, Tyson.....	2018-20			Franczyk, Phil.....	1969-70		Gray, Anthony.....	1957-58
Cullen, Lou.....	1945-47					Fredenberg, Herman.....	1969-70		Gray, Micah.....	2018-19
Cummings, Charles.....	1959-61					Frederick, Andy.....	1974-76		Gregory, Brandon.....	2001-02
Cunningham, Gordie.....	1982					Fredericks, Roscoe.....	1933-34		Green, Dave.....	1975-76
Curran, Pat.....	1970-71					Friberg, George.....	1958-60		Green, Lawrence.....	1997, 1999
Curran, Tom.....	1988					Fritz, Sam.....	1937-38		Green, Steve.....	1991-92
						Frogge, Stanley.....	1941-43		Green, Ted.....	1972-74
</										



Green, Travis	2015
Greenfield, Cora	1914
Greenleaf, Frank	1919-22
Greenwood, Al	1981-82
Greer, Bo	2005-06
Greer, Jacori	2010-13
Grenko, John	1924-25
Griffin, Chris	1992-95
Griffin IV, Jay	2017-19
Grossman, Herbert	1951-52
Grueter, Kenneth	1921-22, 1924
Gruner, Brad	2008-10
Guerrette, Ray	1952-54
Gullick, Frank	1958-60
Gurule, Jayson	2013
Gustovich, George	1939-41
Guthrie, David	2013-15
Gutierrez, Isaac	2020

**H**

Hackett, Hubert	1946
Haemker, David	1995
Haile, Jack	1938-39
Haines, Bob	1974-75
Hakes, Glen	1955-57
Hall, David	2001-02
Hall, Earnest	1909
Hall, Harold	1949-50
Hall, Juamar	2004-05
Hall, Justin	1990-93
Hall, Klint	1990-93
Hall, Lamont	1987-89
Hall, Logan	2004-05
Hall, Lowell	1989-90
Hall, Preston	1974-75
Hall, Richard	1973
Hall, Ron	1974
Hall, Shane	1985-87
Hall, Tom	1936-38
Hall, Trae	2019-20
Ham, Nathan	1980-81
Hamilton, James	1909-11
Hamilton, Ron	2001
Hammond, Dale	1945
Hammond, Lynn	1922
Hammond, Robert	1964-65
Hampton, Lon	2017-18
Hampton, Orvey	1962-64
Hancock, Howard	1962-63
Hankins, Corby	1992-93
Hankins, Spencer	1941, 1946
Hannah, Reco	2019-20
Hannett, George	1936-37
Hanson, Javier	2000-01
Hanson, R.B.	1943-44
Harbin, Bill	1966
Hardaway, Tray	2008-09
Hardin, Jack	1956
Harley, Paul	1941
Harper, Rantie	1997-00
Harrington, Ed	1922
Harris, Aleem	2005-06
Harris, Chrishone	2001-04
Harris, Darius	1988
Harris, David	1966-68
Harris, Emmanuel	2016, 18
Harris, Joe	1962-64
Harris, Joseph	2010-12
Harris, Justin	2019
Harris, Mose	1917
Harris, Phillip	1954-56
Harrison, Charles	1965
Harrison, Phillip	2006-07
Hart, Alex	2015-17, 19
Hart, John	1946-48
Hart, Kenneth	1947-49
Hart-Johnson, Delane	2015, 17-18
Hartshorne, Joe	1969-71
Harvetin, H.J.	1943
Hash, W.J.	1943
Hatten, Sylvester	2007-08
Haury, Richard	1973-75
Hawbaker, John	1972-73
Hayes, Bill	1961
Hayes, Marcus	2018
Haynes, Art	2003-04
Haynes, Jim	1974-77
Haynes, Joe	1997
Hays, Guyton	1932-34
Heald, Clarence	1903, 1906
Heald, Kenneth	1903, 1905-06
Heard, George	1960-62
Hearn, Ben	1945
Hearn, Jacobi	2019
Heber, Brett	1986-89
Heber, Todd	1990-92
Heckroth, Lou	1971
Hedrick, Howard	1940

Hegge, Ron	1977-78
Heidrick, Jeff	1983
Hein, E.L.	1944-45
Helton, Clinton	1961-62
Hembree, Nate	2001-02
Hemphill, Tommy	1995-97, 1999
Henderson, Mike	1987-90
Henderson, Reno	2014-16
Henderson, Roy	1929
Hendrick, Doug	1964-66
Hendricks, Ace	1966-68
Hendricks, Howard	1940
Hendricks, Nelson	1931
Henington, Rex	1965, 1967
Henington, Scott	1961-63
Henley, Jack	1937-39
Henry, Daniel	2014-16
Henry, Fred	1970-72
Henry, Mickey	1965
Hensley, Jim	1976, 1978
Henson, Brent	1981, 1983-85
Henson, Wes	1982-84
Hentrup, Garrett	2009-10
Herbert, W.M.	1943
Hernandez, Chris	2007-10
Hernandez, Danny	1999
Hernandez, Ivan	2008-09
Hernandez, Johnny	2018-19
Hernandez, Louis	1922-24
Hernandez, Ralph	1919-20
Hernandez, Walter	1920-22, 1924
Herring, Walter	1993-94
Herron, Bruce	1975-76
Hessel, Mark	1992
Hesselden, Louis	1913, 1920
Hetteima, David	1964-65
Hickman, Bob	1941
Hicks, Robert	1968-69
Hicks, W.D.	1937
Hidalgo, Rafael	2017-18
Hightower, Beau	2006
Hightower, Corey	2017-20
Hightower, Paytron	2012-14
Hildebrandt, G.J.	1944, 1946-47
Hill, Brian	2010
Hill, Chuck	1949-51
Hill, Clyde	1941
Hill, Harold	1910-11
Hill, Kermit	1930-31
Hill, Randy	1978
Hill, Reese	1939-41
Hill, Warren	1936
Hillenbrand, John	1977
Hillesheim, Mark	1980-81
Hnida, Katie	2002-04
Hobby, Jr., Willie	2017-18
Hodges, Patrick	2003-06
Hoffman, Skiles	1916
Hogan, Larry	1978
Holbrook, B.R.	2009-12
Holler, Jack	1967
Hollingsworth, Shawn	1979
Hollins, Karnell	1989-90
Holloman, Clifton	1939
Holman, Carl	1903
Holmes, Steve	1985-87
Holve, Don	1942
Honan, Bernard	1946
Hood, David	1979-80
Hooks, Anthony	2008-11
Hopkins, Edmund	1922
Horgan, Edward	1922
Horton, Dylan	2018-19
Horn, Jeff	1980
Hornfeck, Ray	1981-84
Hott, Beau	2016-18
Houghtaling, Jeff	1994-96
Houston, Chris	1987-88
Howard, Scott	1985-88
Howden, William	1929-30
Howes, Jeff	1985, 1987-88
Hracek, Alan	1967
Hubbard, Don	1972-73
Hubbell, James	1938-39
Hudspeth, Max	1974, 1976-78
Hughes, Garrett	2015-17
Hughes, George	1946-47
Hughes, Herbie	1949-50, 1955
Hugine, J.J.	2010
Humphreys, Bryan	2002-04
Hunt, Antonio	2020
Hunt, Ronnie	1982-83
Hunter, Chawn	1984
Hunter, D.	1911-12
Hunter, Mark	2011-12
Hunter, Weldon	1951-52
Hutchins, John	1949
Hutchinson, R.	1911-13

Hutchison, Stephen	2004-07
Hyder, Don	1951-52

**I**

Iacenda, Ted	1999-00
Imboden, Carl	1944
Irwin, Blake	1994-97
Irwin, Lloyd	1903
Ivy, Charles	1964
Ivy, Jarvis	1957-59

**J**

Jack, Eric	1990-93
Jackson, Barry	1989-91
Jackson, Carl	1965-66
Jackson, Johnny	1981-84
Jackson, Rashad	2012
Jackson, Vershad	2012
Jacobsen, Evan	2009-12
Jaeger, Roland	1952, 1954
Jaeger, Shane	1994-97
James, Ned	1985-86
James, Victor	2006-09
Jang, Radson	2018-19
Jankoviak, Jacob	2019
Jarvis, Kyle	2019-20
Jasper, Larry	1960-62
Jaworsky, Eric	1997-99
Jenkins, Aaron	2015-18
Jenkins, Curtis	1935-36
Jenkins, Darren	1981-84
Jenkins, Jerome	2007-08
Jenkins, Robert	1927, 1929
Jensen, Kurt	1989-90
Jensen, Robert	1960-62
Jeter, Calvin	1964-65
Johannemann, Seth	2007-08, 2010
Johnson, A.J.	2011
Johnson, Bob	1974-75
Johnson, Brandon	2008
Johnson, Brian	1998-01
Johnson, Casey	1998-99
Johnson, Che'	1995-1998
Johnson, Daniel	1993-96
Johnson, Darryl	2010-13
Johnson, Javarie	2012-14
Johnson, Julius	1980-82
Johnson, Kelvin	1983-84
Johnson, Michael	1980-83
Johnson, Nick	1981-84
Johnson, Randy	1987
Johnson, Reginal	1996-99
Johnson, Tim	1977
Johnson, Thomas	1968
Jones, Albert	1991
Jones, Clarence	1976-77
Jones, Cranston	2012-15
Jones, Daryl	2006-09
Jones, Greg	1972-74
Jones, Jack	1932, 1934-35
Jones, Javohn	2016-18
Jones, Jeffrey, Jr.	2018
Jones, Howard	1974
Jones, Nathaniel	2020
Jones, Ogle	1921-22
Jones, Rick	1973-74
Jones, Ridge	2013-15
Jones, Sheriron	2018-19
Jones, Taihi	1991
Jones, Tony	1984-85, 1987-88
Jones, Tyrone	1984-85
Jones, Wendell	1984
Jones, Woody	1966-68
Jordan, Avery	2016-17
Jordan, Lamar	2014-17
Jordan, Romell	2014-15, 17
Joseph, Emmanuel	2017
Josue, Hebrews	2001-02
Jourdan, William	1942-43
Journagan, Travis	1996-98
Juarez, Cole	2014
Juarez, James	1953-55
Jurasek, Joe	1980

**K**

Kaiser, William	1951-52
Kannike, Musa	1987-88
Karsten, Karl	1910
Kase, Cody	2004-07
Katz, Leo	1942
Keasler, Ed	1933-34
Keeler, Billy	1989-90
Keeran, Bob	1974
Katz, Leo	1942
Keasler, Ed	1933-34
Keeler, Billy	1989-90
Keeran, Bob	1974
Kegler, Daniel	2001-03

Kelleher, J.P.	1944-45
Keller, Ron	1983-86
Kelley, Buster	1922
Kelly, Ben	1946-47
Kelly, Brent	1985-86
Kelly, Casey	2001-03
Kelly, Charles	1962-63
Kelly-Romero, Dylan	2019
Kemp, Tony	1988
Kennedy, Brett	2008-11
Kenney, Donald	1956
Kennedy, George	1960
Kiethly, Ray	1935-36
Kilby, Anthony	2005-07
Kincaid, Shannon	2000-03
Kinslow, Conner	2020
King, C.R.	1944-45
King, Todd	1985
Kirby, Karlos	1990
Kirk, Ty	2009-12
Kirkendoll, Marquae	2020
Kirkindoll, Mike	1986
Klein, Edward	1941-42
Klein, Todd	1970-71
Knapp, Wilson	1948-50
Koch, James	1956-58
Koehler, Charles	1948
Kohl, Ronald	1970-72
Konte, Abdullah	2007-08
Konte, Mohammed	1998-01
Konte, Sulayman	2000-01
Kopecky, Rick	1974-75
Korpietz, Larry	1969-71
Korte, Merle	1947-49
Koskovich, Charles	1951-53
Koskovich, Mark	1976-78
Kosor, John	1960-62
Kostenbader, Kenneth	1949-50
Kowalczyk, Joey	1991-93
Koury, Gene	1948
Kozial, Julius	1967-69
Krall, Rudy	1945-48
Kranz, Roger	1957-59
Kress, Jordan	2019-20
Kreuter, Norman	1967
Kubowicz, Mike	1971-73

**L**

Laberrere, Paul	1971-72
Lackey, Laurance	1912
Lafferty, Todd	1979-80
Lahusen, George	1967
Lamm, Jack	2013, 16
Lane, John	1979-82
Langford, Ryan	2014-15
Langston, Calvin	1915-16
Lapraik, Jack	1912-13, 1915
Lara, Danny	1986-87
Larson, Ed	1988
LaShell, Eugene	1942
Latchison, Jaymar	2008-11
Lauderdale, Dick	1952-54
Lawler, Larry	1980-81
Lawson, Jajuan	2016
Lawson, Nicky	2007
Lawson, Skip	1969-71
Layden, Bill	1981-83
Leach, Jeremy	1988-91
Leadbetter, Thomas	1964-66
Leavell, Orlando	1986-87
Lee, Chester	1913-14
Lee, Chris	2014-15
Lee, Floyd	1912-14
Lee, Robert	1952-54
Lege, Ken	1973-74
Lehman, Nick	2014-15/6
Leiblic, James	1967
Leigh, Graham	1996-98
Leigh, Kevin	1998
Leigon, Steve	1964
Leisk, H.	1944
Leland, Todd	1984
Lembke, Charles	1906, 1909-11
Lenoir, Scott	1984
Lennon, John	1968
Lenzmeier, Jason	2000-03
LePlatt, Jack	1942
Letuligasenoa, Tony	1971-72
Leutele, Ray	2020
Levingston, Donald	1988-90
Levstik, David	1989-91
Lewis, Chris	2015-16
Lewis, James	2019-20
Lewis, Jay	1931
Lewis, Julian	2011
Lewis, Kenny	1997-98
Lewis, Tim	1968-69
Leyba, Eddie	1956



Leyva, Porky.....	1954-56	Martin, Ricky.....	1976-78, 1980	Miller, George.....	1957	Oakes, George.....	1970-72
Ligon, Blake.....	2005-08	Martin, Will.....	1991-92	Miller, Hurald.....	1942	O'Bannon, Turhon.....	1992-93
Lilly, Elijah.....	2016-18	Martinez, Art.....	1985-88	Miller, Kameron.....	2017-20	O'Brien, Jon.....	2004-07
Lindstrom, Steve.....	1976	Mason, J.V.....	2011	Miller, Mickey.....	1941-43	Ocampo, Aaron.....	1997
Lipp, Maurice.....	1929-31	Mateialona, Tuli.....	1992-93	Miller, Samuel.....	1903	Ocasio, Austin.....	2016-17
Lisker, John.....	1993-94	Mathews, Glen.....	1994	Mills, DeShawn.....	2009-12	Oglesby, Barton.....	1940-41
Litchfield, Don.....	1950	Mathiasmeier, Mark.....	1982-84	Milner, Derrick.....	1995-98	Ojeda, Hugo.....	1990-93
Littrell, Ike.....	1911-13	Mathis, Terance.....	1985-87	Milton, Richard.....	1946-48	Okonkwo, Kene.....	2014-16
Lively, Dennis.....	1961	Matson, Rene.....	1968	Minuti, Dennis.....	1971	Oldenkamp, Bryan.....	2015
Livingston, Frank.....	1933, 1935-36	Matteucci, Ralph.....	1951-53	Miranda, Max.....	1995	Oliver, Jamie.....	1996-97
Locksley, Meiko.....	2011	Matthews, Dave.....	1951-53	Mitchell, Robert.....	1981-82	Oliver, Jon.....	1999-01
Logan, Grant.....	1951-52	Matthews, Jasper.....	1993	Mitchem, Clayton.....	2013-14	Oliver, Scott.....	1966-68
Logan-Greene, Emmanuel.....	2019-20	Mathies, Richard.....	1967	Moar, Hector.....	1929	Oliver, Winslow.....	1992-95
Logan, Karl.....	1989-90	Maull, Kerry.....	1987	Moates, Guy.....	1945	O'Neal, Albert.....	1964-66
Loken, Arnold.....	1940-41	Maurer, Dave.....	1999	Mobley, Justin.....	1999	O'Neal, William.....	1965
Lollie, David.....	1984-87	Maurer, Jim.....	1968	Moffa, Reno.....	1947-49	Ordenstein, Jacob.....	1999
Lomarri, Joe.....	1931	Maxwell, Kenneth.....	2014-15, 17	Moffitt, Cort.....	1999	Ordenstein, Kawika.....	1997
Long, B.J.....	1998-01	May, Eric.....	2000	Mohoric, Mike.....	2002-05	Orison, Clay.....	1986-87
Long, Boyde.....	1957-59	Mayo, Joseph.....	1903, 1905	Molina, Aaron.....	2017, 19	Ortega, Gabe.....	2017-18
Long, Deon.....	2011	Mazotti, Tony.....	2000-01	Monfort, Avery.....	1938-39	Orvick, David.....	2012-13
Long, Malcolm.....	1924-27	Mazzella, Mike.....	1982-84	Monk, Albert.....	1924-25	Osborn, David.....	1979-82
Long, Rocky.....	1969-71	Mazzone, Noel.....	1976-78	Moore, Alan.....	1977-79	Ottmann, James.....	1960-63
Lookingbill, John.....	1948-49	McAlpine, Edward.....	1954	Moore, DonTrell.....	2002-05	Overacker, Aaron.....	2018
Looney, Pat.....	1982-84	McAlester, Gary.....	1973	Moore, Ivory.....	1968	Owens, Al.....	1987-88
Lopez, Clayton.....	1990	McArthur, Stewart.....	1919-20	Moore, J.....	1943	Owens, Tyrone.....	2015-18
Lopez, Emilio.....	1935-36	McBain, Mat.....	2012-13	Moore, Monty.....	1971-73	Owens, William.....	1978-79
Lopez, Flavio.....	1997	McBee, Tom.....	1969-70	Moore, Terry.....	1992-93	Owens, Willie.....	1988
Lopez, Tim.....	1981-83	McCabe, Brian.....	1984-87	Moore, William.....	1927-28	Owensby, Fred.....	1941
Lott, Jerry.....	1954-56	McCall, Kim.....	1988-91	Moores, Mark.....	1988-91		
Lovato, Jeremiah.....	2006-08	McCall, Nate.....	1970-71	Morales, Andy.....	1955, 1957-58		
Lovato, Martin.....	2001-03	McCanna, Joe.....	1913	Morales, Manuel.....	1949-50, 1953		
Love, Montez.....	1981-84	McCarthy, Tom.....	1933	Moran, Kentrail.....	1957, 19		
Lovett, Bruce.....	1963	McClellan, Alfred.....	1903	Morgan, Bobby.....	2012-54		
Lovett, Gerald.....	1949-50	McClintick, Ross.....	1941	Morgan, Bobby.....	1960-62		
LoVett III, Michael.....	2019-20	McClure, Dwight.....	1917, 1919-20	Morgan, Eric.....	1989-90		
Lowery, Shaddrick.....	2019-20	McClure, Rashad.....	1999-01	Morris, Gayland.....	1964-65		
Lozier, Bob.....	1958-60	McConnell, Chalmers.....	1909	Morris, George.....	1980-81, 1983		
Lucksinger, Brett.....	1994	McCormack, Butch.....	1974-75	Morris, Horse.....	1951		
Luksich, John.....	1939-41	McCormick, Van.....	1987	Morris, Nate.....	1989-90		
Luse, J. W.....	1903	McCown, Quinton.....	2012-13	Morris, Tom.....	1974-76		
Lusk, Greg.....	1982	McCracken, Ed.....	1941	Morrison, Barney.....	1938		
Luther, Barry.....	1984-87	McCray, Chris.....	1989-92	Morrison, George.....	1929-30		
Lutjens, R.D.....	1944	McDavid, Marcus.....	1996-99	Morrions, Guillermo.....	2000-02		
Lutz, Tim.....	2008	McDavid, Paul.....	1935-37	Morrison, Jay.....	1969-70		
Lyden, Joseph.....	1947	McDonald, Calvin.....	2002-03	Morrison, Ronald.....	1958		
Lyles, Jamarr.....	2010-11	McDonald, Keith.....	1970, 1972-73	Morrissey, Jack.....	1940		
Lynch, Joe.....	1953-54	McDonald, Lavon.....	1945-47	Morrow, Dion.....	1988-90		
		McDonald, Ramos.....	1996-97	Morse, Donald.....	1952-53		
		McDougal, Cloise.....	1941-43	Moseley, William.....	1945		
		McDowney, Calvin.....	2010-12	Mosley, Edwin.....	1970		
		McEwen, Jack.....	1941-42	Mosley, Javon.....	2018-19		
		McFarland, Jack.....	1926-28	Mosley, Major.....	2004-07		
		McFie, J.R.....	1909	Moss, Charles.....	1999-2002		
		McGarrahan, Scott.....	1994-97	Moten, Derrrell.....	1998		
		McGary, Orie.....	1914	Mount, Tracy.....	1979-82		
		McGill, Curt.....	1975-78	Mudgett, Leon.....	1909, 1911		
		McGowan, LeJonta.....	1998	Muersch, Randall.....	1967		
		McGrew, Jimmy.....	1995-96	Mulcahy, Harold.....	1925-26		
		McGuire, Dan.....	1985	Mulchrone, John.....	2005-06		
		McGuire, Onie.....	1930-32	Mulkey, Don.....	1949-51		
		McIntyre, Boleslo.....	1940-41	Muller, Roy.....	1969		
		McKamey, Kole.....	2003-06	Mummert, Ryan.....	1992-95		
		McKay, W.R.....	1944	Muniz, Mike.....	2010-11		
		McKee, Don.....	1948-49	Murcy, Auburn.....	1926-27		
		McKeown, Jerry.....	1947-48	Murphree, Donovan.....	2019-20		
		McKinley, Herb.....	1991-93	Murphy, Joseph.....	1954-55		
		McKinney, David.....	1998-99	Murphy, William.....	1935, 1937		
		McLaughlin, William.....	1950	Murray, Langston.....	2018-19		
		McMullen, James.....	1950	Mushonga, Lumumba.....	1990		
		McNitt, Jay.....	1959-61	Myer, Steve.....	1974-75		
		McPeck, Clint.....	2006-09	Myers, Frank.....	1902		
		McPhearson, Emmanuel.....	2009-11				
		McQuarley, Richard.....	2015-17				
		McQueen, Jermaine.....	2007-08				
		McSmith, Marvin.....	1951-52				
		Meadows, Edwin.....	1961-62				
		Mears, Maurice.....	2008-10				
		Meinershagen, Richard.....	1935-37				
		Mello, Richard.....	1979-83				
		Mellon, Bascom.....	1992				
		Mequet, Dave.....	1987-88				
		Mermer, Sean.....	1984-85, 1988				
		Merrill, Tim.....	2008				
		Merritt, Jamal.....	2011-12				
		Merritt, Spencer.....	2009-11				
		Mertz, G. H.....	1943-45				
		Messer, Brian.....	1997				
		Messina, Carmen.....	2008-11				
		Metzger, Jered.....	2007				
		Meyer, Ronald.....	1967-68				
		Meza, Frank.....	1964-65				
		Mickelson, Bob.....	1944-45				
		Miksch, Doug.....	1979				
		Miles, Ben.....	1945				
		Millea, Justin.....	2000-02				
		Miller, Adam.....	2008-09				
		Miller, Bart.....	2006-07				
		Miller, Casey.....	1978-79				
		Miller, Floyd.....	1920				



Popejoy, Tom	1921-24
Porterie, Donovan	2006-09
Pound, Marlin	1951-54
Powdrell, Mike	2004-05
Powell, Everett	2016-17
Powless, Clarence	1931, 1936
Pratt, William	1903
Presente, Joseph	1967-68
Pressley, Jhurell	2012-15
Pribble, Dick	1955-56, 1958
Price, Harry	1969-71
Price, Jamal	2011-14
Price, Milton	1949
Price, Randle	1997-98
Price, Robert	1909
Probert, William	1912-13
Prock, Lavern	1956-57
Proctor, Malcolm	2013
Prohaska, Jerry	1957, 1959
Prokopiak, Mike	1950-52
Puccetti, Loe	1929
Purvis, Jason	1996-99

## Q

Quarells, Matt	2015-16
Queen, Elijah	2020
Quillen, Matt	2005-08
Quin, Glover	2006-08
Quintana, Stan	1963-65
Quist, Buster	1956-57

## R

Rainer, Reggie	1990-93
Rainey, Johnathan	2008-10
Rainey, Rashad	2012-13
Rall, Bob	1965-66
Ramirez, Daniel	2003-05
Ramsay, Brian	2006
Rankin, A. G.	1940
Ratcliff, Brandon	2000, 2002-03
Ratzlaff, Fred	1971-72
Raven, Carl	1982-83
Ray, John	1979
Ray, S. G.	1978-79
Raymer, Matt	2011-12
Reardon, William	1925-27
Redmond, Ike	1926
Reed, Jeff	1988
Reed II, Jerrick	2019-20
Reed, Lucas	2009-12
Reed, Patrick	2015-17
Reid, Harold	1960
Reidy, John	1929-30
Reina, Frank	1984-85
Renfro, Charles	1924-26
Renfro, Everett	1929
Renfro, Fred	1937-38
Renteria, D.J.	2000-03
Repetto, Gary	1965
Rettko, Bill	1952
Reyes, Daniel	1998-99
Reynolds, Fred	1948-50
Reynolds, Steve	1937-38
Rice, Lucien	1930
Rice, Ryan	2001-03
Rice, W. E.	1944
Rich, Randy	1972-75
Richardson, Kris	1989
Rideout, Garland	1927
Riley, Dick	1928-29
Riley, Harold	1955
Riley, Syaile	2020
Rice, Ryan	2001, 2004
Ringland, Frank	1911
Rivara, Greg	2012
Roadstrom, Roger	1988-89, 1991
Robbins, Kirk	1998-01
Roberts, Chuck	1957-59
Roberts, Jack	1941
Roberts, Orville	1941
Robertson, Henry	1938-39
Robison, Pete	1974-76
Roquemore, Levi	1994
Rodgers, Frank	2001
Rodgers, Reggie	1987
Rogers, De'John	2018-19
Rogers, DeMarcus	2012-13
Rogers, Glen	1919
Rogers, Glenn	1983-86
Rogers, Mel	1919
Rogers, Pat	1972
Rogers, Zack	2014-15
Rojas, Michael	1964
Romero, Fred	1979
Romero, Jeff	1985
Romero, Martin	2003-04
Romero, Pedro	1917
Romero, Steven	2013-16

Romine, Dillon	2013-15
Rose, Mason	1956-58
Ross, D'Angelo	2017-18
Ross, Edmund	1905-06
Ross, Gilbert	1939
Ross, Henry	1980
Ross, Houston	1969-71
Ross, Ken	1969
Ross, Mike	1997-98
Ross, Ned	1943
Rosseau, Troy	1990-91
Rothschiller, Jake	2015-17
Rothschiller, Kyle	2016-17
Roy, Tre'Von	2014
Royston, John	1985
Rozzell, Ja'Mine	1996
Rucker, Billy	1984-86
Rucks, Mike	1966-68
Rumbaugh, Robert	1976-78
Runcorn, Wilbert	1955
Rupcich, Mark	1973-75
Rupp, Zach	2002-03
Rushing, Jack	1939
Russell, Marty	1979-80
Russell, Ricky	1984-85
Russo, John	2013-16
Rutherford, Wayne	1941
Ryan, Tom	1976-78
Ryder, W. W.	1943-44

## S

Saavedra, Aaron	1993-95
St. Aubyn, Jared	1998
Salas, Marcus	1942-44
Saltes, Teton	2017-20
Saltonstall, Jake	2020
Sampson, Lawrence	1965
Sampson, Reginald	1996-99
Samuelson, Jon	1997-99
Sanders, Claude	1939-40
Sanders, Devin	2019-20
Sanders, Jack	1939
Sanders, Jason	2014-17
Sanders, Rashaun	2001-03
Santiago, Bobby	1960-62
Santos, Ryan	2013-16
Sargovetz, Greg	1967-69
Saulsberry, Joshua	1906, 1909
Sauter, Steve	1981-84
Savale, Rich	1969
Sawyers, Dan	1955
Sayers, Jim	1977-79
Scanlon, Tim	1967
Scarber, Sam	1968-70
Scarlett, Michael	2008, 2010-11
Schaefer, Matt	1978-79
Schlick, Karl	1931, 1936
Schlick, Mike	1955
Schmidt, Michael	1961-62
Schultz, H. P.	1944
Schultz, Jay	1988-90
Schuman, Walt	1931-32
Schweer, Fred	1993
Scott, Don	1947-48
Scott, Gene	1959-61
Scott, Jordan	2006-07
Sebben, J.	1902-03
Seder, Howard	1910, 1913
Sedillo, Frank	1979-81
Seery, Alfred	1928-30
Seery, Carl	1938-40
Seery, George	1931-33
Seery, James	1930
Seiders, Sherman	1967
Segears, Eddie	1966-67
Seis, Wally	1965-66
Selander, Joe	2002-05
Sellers, Donald	1995-96
Sellers, Trent	2019
Sells, Joe	1983-86
Selva, Lawrence	1906, 1909-10
Senesio, Peter	1916
Server, Leon	1941-43
Severns, Ralford	1930
Sevila, Al	1970
Sewell, Jr., Michael	2017-18
Sganzi, William	1919-20
Shakir, Yousuf	2008
Sharper, Terrence	1991, 1993-95
Shaski, John	1958-60
Shaw, Mike	1972
Shaw, William	1968-69
Sheehan, Charlie	1975-76
Shelley, Andrew	2018-19
Shelton, Chris	1994-97
Shepherd, Derrick	2001
Shepherd, Sherman	1984
Sheppard, William	1946

Shetler, David	1964-65
Sheyka, Pete	1939
Shewell, Ian	2020
Shields, Hastings	1913-14, 1916
Shipkowski, John	1969-71
Shipley, Ron	1988, 1990
Shirley, Roark	1976-77, 1979
Shook, Brandon	2018-20
Shufflebarger, Frank	1913
Shuler, Zahneer	2017-18
Shultz, Ben	1978-80
Shultz, Bob	1975-76
Shupryt, Bob	1977-80
Sicaeros, Troy	2020
Silva, Jose	1909
Silver, Dan	1967-68
Silver, Don	1967-68
Simmons, Ewing	2016
Simmons, Matt	1994-95
Simmons, Vaughn	1986
Sims, Eric	1991
Simpson, Al	1938-39
Simpson, Jake	1980-82
Singer, Bob	1937
Sitkowski, Paul	1970
Skaer, Ben	2010-13
Skandale, George	1939
Skapinec, Steven	1941
Skene, Derek	1982-84
Skene, Scott	1982-85
Skidmore, Frank	1934-36
Skinner, Grant	1997-98
Slater, Steve	1988-91
Slivkoff, J.J.	1943
Sloan, David	1993-94
Sloan, Gary	1956-57
Smalls, Christopher	2013, 2015
Smelser, Geoff	2014
Smith, Calvin	2010
Smith, Chad	1995-98
Smith, Charles	1941
Smith, Cleveland	1994
Smith, Darwan	1941
Smith, Doug	1978-79
Smith, E.	1910
Smith, Frank	1934, 1936
Smith, James	1941-43
Smith, Ken	1971-72
Smith, Manny	2001
Smith, Marcus	2004-07
Smith, Mike	1988-91
Smith, Myrl	1946, 1948
Smith, Paul	1965, 1967
Smith, Tate	2008
Smith, Wade	1990
Smith, Wales	1905
Smylie, Tom	1957
Snook, Eugene	1937-38
Snyder, Don	1968
Solomon, Creighton	1993-94
Solomon, Frankie	2006-09
Solomon, Quintell	2009-12
Somoye, Anu	2016-19
Soremekun, Adebayo	2018-19
Sorenson, Jeremy	2000-01
Southard, Engle	1952-54
Sparlin, Deinzie	1940
Spear, Phillip	1956-57
Speegle, Nick	2001-04
Speer, William	1948-50
Spencer, Dennis	1979-80
Spiller, LaMarcus	1999
Spinelli, Bobby	1953-55
Spitzer, Jerry	1941
Spitzer, Richard	1940
Spooner, Phillip	1954
Spriggs, Dan	1970-72
Stafford, Rishard	1998
Stallings, Bucky	1962-63
Stamm, Roy	1896-98
Stanton, Marcus	1996-97
Stanton, Mark	1988
Stapley, Kyle	2018-20
Stapp, Clay	1994
Stark, Kevin	1977-78
Statler, R. D.	1943-45
Steed, John	1916
Steele, Berry	1968
Steele, Mike	1972
Steele, Steven	2016-17
Stein, Sean	1999
Steinkamp, George	2020
Stell, Durward	1961
Stell, Joe	1948-49
Stephens, Henry	1997-99
Stevenson, Anthony	1985-86
Stewart, Carmeiris	2009-11
Stewart, Gil	1974-75

Stewart, James	1988
Stewart, John	1969
Stewart, John T.	1961
Stine, Tom	1969
Stinnett, Rufus	1927-28, 1930
Stinnett, Marion	1922
Stokes, Eddie	1961-63
Stone, Alan	2004
Stone, Terry	1967-68
Stoner, Joe	2009-12
Stowell, Alex	1991
Straub, Mitch	2007-08
Streid, Matt	2008
Strom, Charles	1911
Strong, Grover	1902
Strother, Billy	2002-03
Stull, Tyson	1992
Sukkary, Hany	1989, 1991
Sullivan, Brad	1988-91
Sullivan, John	2007
Supergan, Bob	1973-74
Suplizio, Sam	1952
Sutton, Daniel	2018
Sutton, Jon	1975-78
Swan, Carl	1949-50
Swan, Robert	1956-57
Swanson, Steve	1969-71
Swearengen, Bob	1934
Swift, OJ	2005-07
Sylvia, Bobby	1991
Sylvester, Jarred	2018-19
Symons, Greg	1971-73

## T

Tabannah, Devonta	2011-14
Tafoya, Alfred	1942-43
Taggard, Joseph	1961
Tallent, Derek	2007
Tamaivena, Siti	2017-18
Tamura, Ron	1982
Tannehill, Charles	1937-39
Tascher, J.	1903, 1906
Taufalele, Joshua	2008-09
Taylor, Draven	2014
Taylor, Jace	2020
Taylor, Lawrence	1946
Taylor, Robert	1981
Taylor, Ryan	1996-97
Taylor, Sam	1986-87
Teal, Anthony	1998
Templeton, Earl	1977-78
Terpening, A.L.	1952-54
Terrell, Claude	2001-04
Terry, Adrian	1999-01
Terry, R. W.	1944
Thacker, Chad	1997-98
Thayer, James	1941
Theragood, Frank	1976
Thomas, Bob	1957-59
Thomas, Gordon	1932
Thomas, Johnnie	1994
Thomas, Kenny	1992-93
Thomas, Lamaar	2011-12
Thomas, Mike	1986, 1988-90
Thomas, Milton	1993, 1995-97
Thomas, Roston	1992-95
Thomas, Terrence	2000-03
Thomas, Zach	1968
Thompson, Bill	1941-43
Thompson, Carl	1988
Thompson, Charles	1955-56
Thompson, Dave	1974-76
Thompson, Evroy	2003-05
Thompson, Germany	1998-99
Thompson, Jon	1989-90
Thompson, Kevin	1976
Thompson, Tommie	1922
Thompson, W.	1943
Tidwell, Dennis	1963-64
Tiedemann, Rick	1988-89
Timmons, Taylor	2015-16
Timpe, Dennis	1970
Tisdale, Casey	1998-99
Tohi, Evahelotu	2017-18
Tolliver, David	1972-73
Torza, Daniel	1996-98
Toulouse, James R.	1937-38
Traylor, Loyd	1947
Trigg, Ralph	1933
Troublefield, Glenn	1962-64
Tucker, Fred	2003
Tuioi, Tevaka	2017, 19-20
Tuohy, Michael	2004-07
Turman, Smokey	1974-77
Turner, Ben	1972-73
Turner, Bill	1977-78, 1979
Turner, Brandon	1993-96
Turner, Dave	1962



Turner, Jerry.....	1977-78
Turner, Mark.....	1989-91, 1993
Turner, Robert.....	2003-06
Turrall, Willie.....	1982-85
Turdik, Wayne.....	1963-64
Twitty, Dominic.....	2012, 2014
Tydings, Nelson.....	1934-35
Tyner, Matt.....	1994-97

## U

Udeh, William.....	2013-16
Ulale, Fatu.....	2011, 2013
Ullom, W.....	1942-43
Ulmer, Clint.....	1982
Umdenstock, Bob.....	1985-86
Umeh, Anselem.....	2017-20
Uranich, David.....	1981-84
Urban, John.....	1970-72
Urich, D.L.....	1944
Urlicher, Brian.....	1996-99
Usry, Charles.....	1986-87
Uzodinma, Ugo.....	2010-12

## V

Vail, Nathan.....	1993-94
Vainikolo, Alexander "Moana".....	2018-19
Vainisi, Frank.....	1967
Vaipulu, Steve.....	1989-90
Valentine, Jack.....	1941-42
Valentini, Hirau.....	1946
Vallez, Emilio.....	1965-67
Vasquez, Raul.....	1965, 1967
Vaughan, Phillip.....	1986, 1988
Vaughn, Rick.....	1993
Vega, David.....	2013
Vellone, Louis.....	1963
Venable, Mark.....	1978-79, 1981
Vieira, Thomas.....	2017-19
Vigilant, Daevon.....	2018-20
Villarruel, Domingo.....	2001
Vivian, Joe.....	1961-62
Vizcaino, Johnny.....	2013-14
Volz, Pascal.....	1996-97

## W

Watchel, Charles.....	1939
Wadeill, John.....	1946
Waites, Reggie.....	1979-81
Wagner, Ken.....	1966
Walker, A.....	1934
Walker, Bob.....	1934-36
Walker, George.....	1911-12
Walker, Harry.....	1947
Walker, Tom.....	1970-71
Wallace, Chris.....	1994, 1996-98
Wallace, Rod.....	1968-70
Wallace, Ron.....	1973-75
Wallach, Charles.....	1942
Walsh, Michael.....	2015-16
Walsh, Rick.....	1987-88
Walters, Luke.....	2006
Walton, Gene.....	1932
Walton, Jack.....	1931-33
Walton, Kevin.....	2001-04
Ward, Claude.....	1962-64
Ward, Dave.....	1934
Ware, Howard.....	1969-71
Warfield, Pat.....	1977-78
Warfield, Steve.....	1982
Warner, Dave.....	1988
Warrington, Henry.....	1952
Washington, Derrick.....	1989-90
Washington, Jon.....	2011
Washington, Stacy.....	1996-99
Watkins, James.....	1941
Watson, Derek.....	2001-03
Watson, Jim.....	1946
Watson, Jim.....	1949
Watson, John.....	1951
Watts, George.....	1938-39
Webster, Steve.....	1985-88
Weise, Marcel.....	1986-87
Weisman, Don.....	1980-81
Weldon, Jack.....	1949
Wells, Roy.....	1933-35
Wells, Trimble.....	1905
Wenk, Robert.....	1960
Wesley, Zack.....	1991, 1993-94
West, Ken.....	2004-05
Westcott, Tim.....	1975-77
Wheichel, Tom.....	1943
White, Bill.....	1968
White, Donnie.....	2013-16
White, George.....	1917
White, Larry.....	1951-54
White, Lynn.....	1955-57
White, Mitch.....	1987-88
White, Reece.....	2012-15

White, Roy.....	1994-97
White, Wade.....	1971
Whitehead, Kenneth.....	1983-84, 1986
Whitehill, Harvey.....	1932-33
Whitesell, W. A.....	1944-45
Wieczorek, Andy.....	1976-78
Wiegel, Phillip.....	1941-42
Wiggins, Carlos.....	2012-15
Wiggins, Holmon.....	1998-01
Wigley, Robert.....	1915-16
Wiley, Sidney.....	2002-03
Wilfley, Vernon.....	1916, 1920-21
Wilhelm, Nick.....	2008-10
Wilkinson, Tim.....	1992-93
Williams, Bryant.....	2008-10
Williams, Chad.....	1990
Williams, Charles.....	1931-33
Williams, Derwin.....	1979-80, 1982-83
Williams, Jerone.....	1989-90, 1992-93
Williams, Johnny.....	2016-17
Williams, Ken.....	1976-77
Williams, Marcus.....	2017-20
Williams, Mark.....	1978-79
Williams, Martinez.....	1996-99
Williams, Maxie.....	1965
Williams, Mica.....	2008
Williams, Mike.....	1975-78
Williams, P.E.....	1945
Williams, Randy.....	2013-14
Williams, Thomas.....	1916
Williams, Todd.....	1993-94
Williams, Troy.....	1973
Williams, Zach.....	2001
Williamson, Morrelle.....	1930
Williamson, Todd.....	1982-84
Williford, Richard.....	1946-48
Willis, Joe.....	1943-1948
Wilson, Amos.....	1999, 2001
Wilson, Don.....	1978-79
Wilson, James.....	1925, 1927-1929
Wilson, J.B.....	1938
Wilson, Kelly.....	1981-82
Wilson, Marc.....	1991-92
Wilson, Nic.....	2020
Wilson, Ray.....	1992-93
Wilson, Steve.....	1974-75
Wilson, Ted.....	1966
Wilson, Thomas.....	2005-06
Wilson, Wilber.....	1925, 1927, 1929
Wimberly, Harold.....	1946-48
Wingate, John.....	1994-97
Winkler, Bob.....	1971-73
Winter, Robert.....	1969-70
Winston, Carl.....	1990-93
Winston, Richard.....	2012-14
Witthoft, Connor.....	2020
With, Marcelle.....	1934-36
Witkowski, Tony.....	1951-52
Witten, Oliver.....	1919-20
Woisin, Josh.....	2020
Wolcott, Joe.....	1959-61
Wollitz, Leny.....	1970
Woodcock, John.....	1972-73
Wooden, Bobby.....	2020
Woodhouse, Diquon.....	2015-16
Woods, Don.....	1973
Woods, Jameal.....	1994-97
Woods, Manley.....	1990-92, 1994
Woodridge, N.W.....	1911
Wooten, Andre.....	1988, 1990
Wortman, Greg.....	2014
Wright, Antoine.....	1995-98
Wright, Brad.....	1978-80
Wright, DeAndre.....	2005-08
Wright, James.....	2008-11
Wright, John.....	1931
Wright, Quincy.....	1999-2002
Wylie, Marshall.....	1926-28
Wyrick, Dave.....	1977-79
Wysong, Ben.....	2006
Wysong, Adam.....	1997

## Y

Ydens, Bob.....	1978-80
Yeager, Tim.....	1980
Young, Claude.....	1945
Young, Eric.....	1992, 1994
Young, Freddy.....	2009-12
Young, Joe.....	1982-83
Young, Terry.....	1988-90

## Z

Zamprelli, Paul.....	1979, 1981-82
Zamora, Drew.....	2008
Zanet, John.....	1946
Zavala, David.....	2019
Ziegler, David.....	1986-88
Zikan, Doug.....	1989-91

Ziltz, Jack.....	2014, 16
Zintak, Ken.....	1976-78
Zunker, Wes.....	2001-04

## Assistant Coaches:

Aiken, Ron.....	1991-94
Anderson, Blake.....	1999-01
Anderson, Jim.....	1974-76
Azar, Greg.....	1984
Bailiff, David.....	1992-96
Baldwin, Dave.....	2007-08
Bame, Damon.....	1968-69
Barlow, George.....	2009-11
Barnes, Willis.....	1947, 1950-51, 1954-55
Bartosh, Gil.....	1977
Baumgartner, Scott.....	2013-19
Baysinger, Reeves.....	1950-52
Becker, John.....	1972-73
Bender, Mike.....	1980-82
Berryman, Jim.....	1986
Bielat, Larry.....	1968-69
Blackshear, Cheston.....	2009-11
Bleil, Fred.....	1992-95
Blue, Ken.....	1960-66
Bolinger, Bo.....	1963-67
Bostad, Bob.....	1999-05
Bradley, Gerald.....	1999-01
Brown, Dan.....	1987-91
Bujewski, Mike.....	1984-86
Bunting, Dick.....	1963-66
Burney, Jacob.....	1983-86
Campbell, Dean.....	1978
Canty, Bill.....	1974-77
Carrel, Dan.....	2019
Carter, Rubin.....	2009-11
Chelf, Don.....	1958-59, 1967
Christoff, Andy.....	1973
Clark, Bert.....	1968
Conway, Jeff.....	1998-03
Cosgrove, Kevin.....	2012-19
Cromartie, Jim.....	1965-67
Cullen, Lou.....	1954-59
Darnell, Dennis.....	1992-98
Davie, Clay.....	2015-19
DeBesse, Bob.....	2012-17
Degory, Mike.....	2009-10
Dennard, Preston.....	1991
Dickey, Darrell.....	2009-10
Dodd, Dan.....	1996-97, 2000-06
Dunn, Joe Lee.....	1980-82
Dunn, Kasey.....	1996-97
Dykes, Spike.....	1977-78
Eggen, Stan.....	1997, 2016-19
Eliano, Perry.....	2018-19
Eumont, Vic.....	1990-91
Fairchild, Steve.....	1987-89
Faulkner, Kevin.....	1994-98
Feldman, Marty.....	1955
Fenwick, Jim.....	1998-99
Ford, Robert.....	1977-79
Fuller, Leon.....	1969-72
Gerald, J.B.....	2009
Gonzales, Danny.....	2006-08
Gregory, Roy.....	1984
Griffin, Gary.....	1978-79
Griffith, Ben.....	1985-86
Hall, Charlie.....	1992-95
Hardy, Jerry.....	1970-73
Hawley, Eldon.....	1967
Higgins, R. S.....	1979
Hollinger, Johnnie Mac.....	1983-84
Hudson, Ron.....	2011
Huey, Gene.....	1974-76
Hutzler, Coleman.....	2012-13
Jackson, Cornell.....	1995, 2006
James, Robert.....	1978-79
Jefferies, Craig.....	2011
Johnson, Reed.....	1970-72
Klinker, Walt.....	1968-72, 1977-79
Korpitz, Larry.....	1990
Kragthorpe, Dave.....	1991
Kurucz, Tom.....	1980-83
Lambert, Ed.....	1987
Lee, David.....	1983
Lenzmeier, Jason.....	2007-08, 2012-15
Levy, Marv.....	1956-57
Lewis, Marvin.....	1987-89
Lewis, Osia.....	2003-07
Liggins, Tommie.....	1991
Long, Rocky.....	1978-80
Luper, Curtis.....	2002-04
MacMillian, Charles.....	2014-16
Magee, Calvin.....	2018
Mallory, Doug.....	2009-10
Martin, Tee.....	2009
McCray, Bob.....	1974-76

McDaniel, Archie.....	2012-14, 18
McDuffie, Wayne.....	1974
McMahon, Tom.....	1980-82
McNitt, Jay.....	1967
Mendenhall, Bronco.....	1998-2002
Mills, Jeff.....	2012-13
Modkins, Curtis.....	1998-01
Moller, Chuck.....	1992-96
Moller, Denny.....	1989, 1991
Mondt, Bill.....	1968-73
Moses, Wayne.....	1989
Neal, John.....	1981-85
Neinas, Toby.....	2009-11
Neumann, John.....	1956-59
Newhouse, Greg.....	1990
Nichols, Walker.....	1947
Norrell, Jim.....	1983-86
Norwood, Gordon.....	1980-82
Parks, Mark.....	1992-97
Patterson, Gary.....	1996-97
Peterson, Bob.....	1960-66
Peterson, Jordan.....	2017-19
Perini, Dale.....	1968-69
Petrol, George.....	1947, 1951, 1954-55
Pettas, John.....	1988-89
Plater, Dan.....	1987
Preston, Buzz.....	2007
Pugh, George.....	1980
Quarless, Jan.....	1990-91
Quintana, Stan.....	1981-86
Reaves, David.....	2010-11
Reffett, Troy.....	2004-08
Reinebold, Jeff.....	1990
Reno, Frank.....	1950
Repetto, Gary.....	1973
Rodriguez, Lenny.....	1998-2006
Rome, John.....	1987-89
Rust, Rod.....	1960-62
Sacks, Barry.....	2014-15
Sanders, Dillon.....	2019
Schultz, Mike.....	1992-97
Simmons, Al.....	2015-17
Simon, Matt.....	1992-93
Sloan, Gary.....	1967, 1970-71
Smith, DeAndre.....	2008, 2012
Smith, Reese.....	1960-64, 1976
Sparks, Joe.....	1983-86
Stanley, Bob.....	2006
Stanton, Jack.....	1987-88
Strauss, Jason.....	2002-05
Stretz, Grady.....	1998-05
Stubblefield, Taylor.....	2012
Summerville, Jerry.....	1968-73
Swisher, Joel.....	1990-91
Taylor, Trooper.....	1998
Throckmorton, Todd.....	2006-08
Titchenal, Bob.....	1950-51
Todd, Everett.....	2002-05, 2007-08
Toledo, Bob.....	2006
Trickett, Rick.....	1985
Tommerdahl, Mark.....	1997
Tuitele, Saga.....	2016-19
Valero, Art.....	1987-89
Warehime, Derek.....	2012-14
Warhop, George.....	1990-91
Washburn, Jim.....	1980-82
Waters, Bill.....	1974-79
Weeks, Bill.....	1956-59
Wells, Matt.....	2007-08, 2010
White, Michael.....	1987-89
White, Tony.....	2008
White, Vincent.....	2011
Wight, Del.....	1972-76
Winder, Dick.....	1979
Woodford, Mike.....	2011
Wright, Apollo.....	2013-19
Zauner, Gary.....	1987-88



Year	Head Coach	All	Conf.	Captains
1892	No Coach	0-2	S. F. Jenkins	
1893	No Coach	3-1	Frederick O. Whiteman	
1894	W.A. Zimmer	1-1-1	Frederick O. Whiteman	
1895	No Varsity			
1896	No Varsity			
1897	No Varsity			
1898	No Varsity			
1899	No Coach	1-1		Louie Benjamin
1900	No Varsity			
1901	Joe Napier	0-3-1		Joe Napier and Prane
1902	No Varsity			
1903	Walter E. McEwan	3-0-1		John A. Cannon
1904	Walter E. McEwan	1-0		Thomas S. Bell
1905	Martin F. Angel	5-1-1		Wales A. Smith
1906	Martin F. Angel	3-1		Bernard H. Crawford
1907	Martin F. Angel	1-0		Walter R. Allen
1908	Herman H. Conwell	5-1		Walter R. Allen
1909	C.L. McBurnie	4-2		Walter R. Allen
1910	Carl L. Hamilton	0-3		Walter R. Allen
1911	R.F. Hutchinson	1-3-1		James Guy Hamilton
1912	R.F. Hutchinson	0-4		H. A. Carlisle
1913	R.F. Hutchinson	3-2		F. M. Calkins
1914	R.F. Hutchinson	3-1-1		F. M. Calkins
1915	R.F. Hutchinson	3-1		Kenneth C. Balcomb
1916	R.F. Hutchinson	3-2		Carl D. Brorien
1917	Frank E. Worth	1-2		George White
1918	No Varsity			
1919	John F. McGough	3-0-2		Claude E. Mann
1920	Roy W. Johnson	3-3		Grant Mann
1921	Roy W. Johnson	2-2		Frank O. Greenleaf
1922	Roy W. Johnson	3-4		John Richard Popejoy
1923	Roy W. Johnson	3-5		Ogle Jones
1924	Roy W. Johnson	5-1		Kenneth Grueter
1925	Roy W. Johnson	2-4-1		Hearst Coen
1926	Roy W. Johnson	4-2-1		Appointed by game
1927	Roy W. Johnson	8-0-1		Geard Armstrong
1928	Roy W. Johnson	5-2-1		John Dolzadelli, John P. McFarland
1929	Roy W. Johnson	2-4-2		Jack Fish, James D. Wilson
1930	Roy W. Johnson	4-5		Alfred Seery
1931	Charles Riley	3-3	1-0-1 (3rd)	Appointed by game
1932	Charles Riley	1-6	1-3-1 (6th)	Orie McGuire
1933	Charles Riley	3-4-1	2-2 (5th)	Jack Walton
1934	<b>Gwinn Henry</b>	<b>8-1</b>	<b>3-1 (1st)</b>	<b>Guyton Hays</b>
1935	Gwinn Henry	6-4	3-2 (3rd)	Appointed by game
1936	Gwinn Henry	2-7	1-4 (6th)	Appointed by game
1937	Ted Shipkey	4-4-1	2-3-1 (5th)	William Murphy
1938	Ted Shipkey	8-3	4-2 (3rd)	Appointed by game
1939	Ted Shipkey	8-2	4-2 (2nd)	Appointed by game
1940	Ted Shipkey	5-4	3-2 (4th)	Appointed by game
1941	Ted Shipkey	5-4-1	3-1-1 (4th)	Appointed by game
1942	Willis Barnes	4-5-2	3-4 (6th)	Appointed by game
1943	Willis Barnes	3-2		Appointed by game
1944	Willis Barnes	1-7		Appointed by game
1945	Willis Barnes	6-1-1		Appointed by game
1946	Willis Barnes	5-5-2	4-2-1 (3rd)	Appointed by game
1947	Berl Huffman	4-5-1	1-5-1 (8th)	Lou Cullen, George Hughes
1948	Berl Huffman	2-9	1-6 (8th)	Appointed by game
1949	Berl Huffman	2-8	1-6 (8th)	Appointed by game
1950	Dudley DeGroot	2-8	2-5 (7th)	Appointed by game
1951	Dudley DeGroot	4-7	2-4 (7th)	Appointed by game
1952	Dudley DeGroot	7-2	5-1 (2nd)	Floyd J. Barger, Glenn Campbell
1953	Robert A. Titchenal	5-3-1	3-2-1 (4th)	James Bruening
1954	Robert A. Titchenal	5-5	3-3 (T4th)	Larry White
1955	Robert A. Titchenal	2-8	1-5 (7th)	Jimmy Juarez, Joe Murphy
1956	Dick Clausen	4-6	2-4 (6th)	Appointed by game
1957	Dick Clausen	4-6	2-4 (5th)	Jerry Nesbitt, Glen Hakes
1958	Marv Levy	7-3	5-1 (2nd)	Mason Rose, Don Perkins
1959	Marv Levy	7-3	4-2 (3rd)	John Garber, Don Perkins
1960	Bill Weeks	5-5	4-2 (4th)	George Friberg
1961	Bill Weeks	7-4	3-3 (T3rd)	Jay McNitt, Chuck Cummings
1962	<b>Bill Weeks</b>	<b>7-2-1</b>	<b>2-1-1 (1st)</b>	<b>Bobby Santiago, John Kosor</b>
1963	<b>Bill Weeks</b>	<b>6-4</b>	<b>3-1 (1st)</b>	<b>Eddie Stokes, Scott Henington</b>
1964	<b>Bill Weeks</b>	<b>9-2</b>	<b>3-1 (T1st)</b>	<b>Chuck Kelly, Wayne Tvrdik</b>
1965	Bill Weeks	3-7	2-3 (4th)	Dave Hetteima, Stan Quintana
1966	Bill Weeks	2-8	0-5 (6th)	Wally Seis, Albert O'Neal
1967	Bill Weeks	1-9	0-5 (6th)	Jim Boller, Rex Henington
1968	Rudy Feldman	0-10	0-7 (6th)	David Harris, Ace Hendricks, John Pautsch
1969	Rudy Feldman	4-6	1-5 (7th)	Willie Shaw, Rocky Long
1970	Rudy Feldman	7-3	5-1 (2nd)	Sam Scarber, Rodney Wallace
1971	Rudy Feldman	6-3-2	5-1 (2nd)	Rocky Long, Bob Gaines
				Herman Fredenberg,
1972	Rudy Feldman	3-8	2-4 (6th)	John Urban, George Oakes
1973	Rudy Feldman	4-7	3-4 (T4th)	Rich Diller, Don Hubbard, Don Woods

Year	Head Coach	All	Conf.	Captains
1974	Bill Mondt	4-6-1	3-4 (T4th)	Appointed by game
1975	Bill Mondt	6-5	4-3 (T4th)	Steve Myer, Randy Rich
1976	Bill Mondt	4-7	3-4 (T5th)	Robin Cole, Dave Green
1977	Bill Mondt	5-7	2-5 (T6th)	Marion Chapman, Preston Dennard
				Jake Gonzales, Smokey Turman
1978	Bill Mondt	7-5	3-3 (4th)	Appointed by game
1979	Bill Mondt	6-6	3-4 (T4th)	Appointed by game
1980	Joe Morrison	4-7	3-4 (7th)	Appointed by game
1981	Joe Morrison	4-7-1	3-4-1 (5th)	Appointed by game
1982	Joe Morrison	10-1	6-1 (2nd)	Appointed by game
1983	Joe Lee Dunn	6-6	4-3 (4th)	Appointed by game
1984	Joe Lee Dunn	4-8	1-7 (T8th)	Appointed by game
1985	Joe Lee Dunn	3-8	2-6 (T7th)	Appointed by game
1986	Joe Lee Dunn	4-8	2-5 (T7th)	Appointed by game
1987	Mike Sheppard	0-11	0-8 (9th)	Kirk Allen, Terence Donaldson, Barry Garrison, Fred Mady
1988	Mike Sheppard	2-10	1-7 (T8th)	John Duff, Scott Howard, Art Martinez, Phillip Vaughan
1989	Mike Sheppard	2-10	0-7 (9th)	Brett Heber, Terance Mathis
1990	Mike Sheppard	2-10	1-6 (8th)	Nate Morris, Jay Schultz
1991	Mike Sheppard	3-9	2-6 (T8th)	John Bell, Kurt Jensen, Eric Morgan, Nate Morris
1992	Dennis Franchione	3-8	2-6 (9th)	Fred Easter, Marcus Goodloe, Kim McCall, Troy Rossean, Steve Slater, Doug Zikan
1993	Dennis Franchione	6-5	4-4 (T6th)	Willie Barry, Stoney Case, Steve Green, Justin Hall, Clint Hall, Tuli Mateialona
1994	Dennis Franchione	5-7	4-4 (T5th)	Justin Hall, Tuli Mateialona, Kenny Thomas, Ray Wilson
1995	Dennis Franchione	4-7	2-6 (T7th)	Stoney Case, Trent Coit, Dan Coverley, Alex Crowder, David Sloan
1996	Dennis Franchione	6-5	3-5 (T5th)	UNM's 12 seniors
1997	<b>Dennis Franchione</b>	<b>9-4</b>	<b>6-2 (1st)</b>	Jeff Houghtaling, Blake Irwin, Daniel Johnson, Donald Sellers, Brandon Turner
1998	Rocky Long	3-9	1-7 (7th)	<b>Billy Austin, Blake Irwin, Graham Leigh, Scott McGarrahan, Chris Shelton</b>
1999	Rocky Long	4-7	3-4 (T5th)	Lennox Gordon, Graham Leigh, Brian Urlacher, Chris Wallace
2000	Rocky Long	5-7	3-4 (T5th)	Jason Carson, Henry Stephens, Brian Urlacher, Martinez Williams
2001	Rocky Long	6-5	4-3 (T3rd)	Mike Barnett, Jarrod Baxter, Henry Stephens
2002	Rocky Long	7-7	5-2 (2nd)	Jarrod Baxter, Rudy Caamano, MohammedKonte,Brian Johnson, Jeremy Sorenson
2003	Rocky Long	8-5	5-2 (2nd)	Dwight Counter, Hebrews Josue, Casey Kelly, Charles Moss
2004	Rocky Long	7-5	5-2 (2nd)	Terrell Golden, Casey Kelly, Jason Lenzmeier, D.J. Renteria
2005	Rocky Long	6-5	4-4 (T4th)	Josh Bazinet, DonTrell Moore, Nick Speegle, Claude Terrell
2006	Rocky Long	6-7	4-4 (5th)	Hank Baskett III, Mike Mohoric, DonTrell Moore, Marcus Parker
2007	Rocky Long	9-4	5-3 (T3rd)	Quincy Black, Cody Kase, Kole McKamey, Robert Turner
2008	Rocky Long	4-8	2-6 (T6th)	Travis Brown, Cody Kase, Marcus Smith, OJ Swift
2009	Mike Locksley	1-11	1-7 (8th)	Zach Arnett, Rodney Ferguson
2010	Mike Locksley	1-11	1-7 (T8th)	Donovan Porterie, Glover Quin
2011	Mike Locksley	0-4	1-7 (T6th)	Erik Cook, Victor James, Carmen Messina, Frankie Solomon
2012	George Barlow	1-7		Byron Bell, Mike Cannon, Seth Johannemann
2013	Bob Davie	4-9	1-7 (T9th)	Bubba Forrest, B.R. Holbrook, Carmen Messina
2014	Bob Davie	3-9	1-7 (6th Mtn)	Kasey Carrier, Joe Stoner, Ugo Uzodinma
2015	Bob Davie	4-8	2-6 (5th Mtn)	Dallas Bollema, Kasey Carrier, Dillon Farrell, Jacori Greer
2016	Bob Davie	7-6	5-3 (T2nd Mtn)	LaMar Bratton, Dakota Cox, Cole Gautsche
2017	Bob Davie	9-4	6-2 (T1st Mtn)	Lamar Jordan, Dakota Cox, Reece White
2018	Bob Davie	3-9	1-7 (6th Mtn)	Lamar Jordan, Blaise Fountain, Jake Apodaca, Daniel Henry
2019	Bob Davie	2-10	0-8 (6th Mtn)	Rothschiller, Alex Hart
2020	Danny Gonzales	2-7	2-5 (10th)	Alex Hart, Aaron Jenkins
	<i>Border (1931-50)</i>			Alex Hart, Trent Sellers, Aaron Blackwell, Kyle Stapley
	<i>Skyline (1951-61)</i>			UNM's 12 seniors
				<i>Western Athletic (1962-98)</i>
				<i>Mountain West (1999-current)</i>



<b>1892 (0-2 Overall)</b>					
Albuquerque High School	L	0-5	Oct. 7	Albuquerque	
Albuquerque High School	L	0-8	Oct. 28	Albuquerque	
Coach: none					
Captain: S.F. Jenkins					

<b>1893 (3-1 Overall)</b>					
Albuquerque High School	W	4-0	Nov. 18	Albuquerque	
Albuquerque Indian School	L	4-10	Nov. 30	Albuquerque	
Albuquerque Town Team	W	6-0	Dec. 25	Albuquerque	
New Mexico State	W	25-5	Jan. 1	Albuquerque	
Coach: none					
Captain: Frederick O. Whiteman					

<b>1894 (1-1-1 Overall)</b>					
Albuquerque Indian School	L	0-4	Oct. 27	Albuquerque	
Albuquerque Indian School	T	0-0	Nov. 10	Albuquerque	
Albuquerque Indian School	W	26-4	Nov. 29	Albuquerque	
Coach: W. A. Zimmer					
Captain: Frederick O. Whiteman					

**1895-98 No Varsity**

<b>1899 (1-1 Overall)</b>					
Albuquerque High School	W	5-0	Nov. 11	Albuquerque	
Albuquerque High School	L	0-5	Nov. 30	Albuquerque	
Coach: none					
Captain: Louie Benjamin					

**1900 No Varsity**

<b>1901 (0-3-1 Overall)</b>					
Albuquerque High School	T	0-0	Nov. 9	Albuquerque	
New Mexico Highlands	L	0-32	Nov. 16	Las Vegas, N.M.	
Albuquerque High School	L	0-11	Nov. 28	Albuquerque	
Albuquerque Indian School	L	7-11	Dec. 7	Albuquerque	
Coach: Joe Napier					
Captains: Joe Napier and Prane					

**1902 No Varsity**

<b>1903 (3-0-1 Overall)</b>					
Albuquerque Minors	W	8-0	Oct. 3	Albuquerque	
Albuquerque Indian School	W	11-0	Oct. 12	Albuquerque	
Albuquerque Minors	T	0-0	Nov. 7	Albuquerque	
Santa Fe Indian School	W	11-0	Nov. 21	Albuquerque	
Coach: Walter McEwan					
Captain: John A. Cannon					

<b>1904 (1-0 Overall)</b>					
Menaul High School	W	11-0	Oct. 19	Albuquerque	
Coach: Walter McEwan					
Captain: Thomas S. Bell					

<b>1905 (5-1-1 Overall)</b>					
Menaul High School	T	5-5	Oct. 7	Albuquerque	
Albuquerque High School	W	16-0	Oct. 14	Albuquerque	
Albuquerque High School	W	15-0	Oct. 21	Albuquerque	
Menaul High School	W	15-0	Oct. 28	Albuquerque	
Albuquerque Indian School	W	27-0	Nov. 11	Albuquerque	
Santa Fe Indian School	W	12-0	Nov. 18	Albuquerque	
New Mexico State	L	0-40	Nov. 30	Las Cruces	
Coach: Martin Angel					
Captain: Wales A. Smith					

<b>1906 (3-1 Overall)</b>					
Albuquerque Indian School	W	27-5	Oct. 13	Albuquerque	
New Mexico Mines	W	5-0	Oct. 27	Albuquerque	
Santa Fe Indian School	W	22-0	Nov. 17	Albuquerque	
New Mexico State	L	5-25	Nov. 29	Albuquerque	
Coach: Martin Angel					
Captain: Bernard H. Crawford					

<b>1907 (1-0 Overall)</b>					
Albuquerque Indian School	W	44-0	Oct. 21	Albuquerque	
Coach: Martin Angel					
Captain: Walter R. Allen					

<b>1908 (5-1 Overall)</b>					
Albuquerque Indian School	W	33-0	Oct. 24	Albuquerque	
Albuquerque Indian School	W	12-6	Oct. 30	Albuquerque	
New Mexico Mines	W	30-6	Nov. 7	Albuquerque	
New Mexico Military	W	16-12	Nov. 13	Roswell	
New Mexico State	W	10-6	Nov. 21	Las Cruces	
Arizona	L	6-10	Nov. 26	Albuquerque	
Coach: H. H. Conwell					
Captain: Walter R. Allen					

<b>1909 (4-2 Overall)</b>					
El Paso Military	L	0-11	Oct. 1	El Paso	
El Paso Military	W	15-0	Oct. 15	Albuquerque	
Colorado	L	0-53	Oct. 23	Boulder	
New Mexico Military	W	28-2	Oct. 30	Albuquerque	
Arizona	W	23-11	Nov. 13	Tucson	
New Mexico State	W	51-0	Nov. 25	Albuquerque	
Coach: C. L. McBirnie					
Captain: Walter R. Allen					

<b>1910 (0-3 Overall)</b>					
New Mexico Mines	L	0-9	Oct. 21	Albuquerque	
New Mexico Military	L	0-80	Nov. 4	Roswell	
Arizona (forfeit)	L	0-1	Nov. 24	Tucson	
Coach: Carl Hamilton					
Captain: Walter R. Allen					

<b>1911 (1-3-1 Overall)</b>					
El Paso Military	L	0-6	Oct. 29	El Paso	
New Mexico Military	T	0-0	Nov. 5	Albuquerque	
New Mexico State	L	6-10	Nov. 12	Las Cruces	
New Mexico Highlands	W	56-0	Nov. 19	Las Vegas, N.M.	
Arizona	L	0-6	Nov. 30	Albuquerque	
Coach: R. F. Hutchinson					
Captain: James Guy Hamilton					

<b>1912 (0-4 Overall)</b>					
New Mexico Military	L	0-20	Nov. 2	Roswell	
Albuquerque Indian School	L	6-7	Nov. 9	Albuquerque	
New Mexico State	L	0-27	Nov. 16	Albuquerque	
Arizona	L	9-22	Nov. 30	Tucson	
Coach: R. F. Hutchinson					
Captain: H. A. Carlisle					

<b>1913 (3-2 Overall)</b>					
Menaul High School	W	28-0	Oct. 18	Albuquerque	
Albuquerque Indian School	W	44-0	Oct. 25	Albuquerque	
New Mexico Military	W	9-7	Nov. 1	Albuquerque	
New Mexico State	L	0-13	Nov. 8	Las Cruces	
Arizona	L	3-7	Nov. 21	Albuquerque	
Coach: R. F. Hutchinson					
Captain: F. M. Calkins					

<b>1914 (3-1-1 Overall)</b>					
New Mexico Military	L	3-12	Oct. 23	Roswell	
Albuquerque Indian School	W	46-0	Oct. 31	Albuquerque	
New Mexico Military	W	9-7	Nov. 13	Albuquerque	
Albuquerque Indian School	W	18-7	Nov. 21	Albuquerque	
New Mexico State	T	7-7	Dec. 5	Albuquerque	
Coach: R. F. Hutchinson					
Captain: F. M. Calkins					

<b>1915 (3-1 Overall)</b>					
New Mexico Military	L	3-6	Oct. 30	Albuquerque	
Albuquerque Indian School	W	55-0	Nov. 13	Albuquerque	
New Mexico State	W	13-0	Nov. 20	Albuquerque	
Albuquerque Indian School	W	26-0	Dec. 4	Albuquerque	
Coach: R. F. Hutchinson					
Captain: Kenneth C. Balcomb					

<b>1916 (3-2 Overall)</b>					
Colorado College	L	2-47	Oct. 7	Colorado Springs	
Colorado School of Mines	L	0-23	Oct. 14	Albuquerque	
Northern Arizona	W	108-0	Nov. 11	Albuquerque	
Albuquerque Indian School	W	55-0	Nov. 18	Albuquerque	
New Mexico State	W	51-0	Nov. 30	Albuquerque	
Coach: R. F. Hutchinson					
Captain: Carl D. Brorien					

<b>1917 (1-2 Overall)</b>					
Menaul High School	W	38-0	Oct. 20	Albuquerque	
Albuquerque High School	L	6-19	Nov. 3	Albuquerque	
New Mexico State	L	3-110	Nov. 24	Las Cruces	
Coach: Frank E. Worth					
Captain: George White					

**1918 No Varsity**

<b>1919 (3-0-2 Overall)</b>					
New Mexico Mines	W	55-0	Oct. 18	Albuquerque	
Colorado School of Mines	T	0-0	Oct. 25	Albuquerque	
New Mexico Military	T	0-0	Nov. 1	Roswell	
Texas-El Paso	W	57-13	Nov. 8	El Paso	
New Mexico State	W	24-2	Nov. 27	Albuquerque	
Coach: John McGough					
Captain: Claude E. Mann					

<b>1920 (3-3 Overall)</b>					
Colorado College	L	3-42	Oct. 16	Colorado Springs	
Bor Bliss	W	12-0	Oct. 30	Albuquerque	
Texas-El Paso	W	67-0	Nov. 6	Albuquerque	
New Mexico Military	W	9-7	Nov. 11	Albuquerque	
Arizona	L	7-28	Nov. 20	Tucson	
New Mexico State	L	7-14	Dec. 4	Las Cruces	
Coach: Roy Johnson					
Captain: Grant Mann					

<b>1921 (2-2 Overall)</b>					
Colorado College	L	0-7	Oct. 15	Colorado Springs	
Fort Bliss	W	35-0	Nov. 12	Albuquerque	
Arizona	L	0-24	Nov. 19	Albuquerque	
New Mexico State	W	6-0	Nov. 24	Albuquerque	
Coach: Roy Johnson					
Captain: Frank O. Greenleaf					

<b>1922 (3-4 Overall)</b>					
Albuquerque Indian School	W	33-0	Sept. 30	Albuquerque	
Denver	L	0-41	Oct. 7	Albuquerque	
Colorado	L	0-3	Oct. 14	Boulder	
Texas-El Paso	W	13-0	Oct. 28	Albuquerque	
West Texas State	W	12-0	Nov. 4	Albuquerque	
Arizona	L	0-10	Nov. 18	Tucson	
New Mexico State	L	0-7	Nov. 30	Las Cruces	
Coach: Roy Johnson					
Captain: John Richard Popejoy					

<b>1923 (3-5 Overall)</b>					
New Mexico Highlands	W	82-7	Sept. 29	Albuquerque	
Denver	L	7-10	Oct. 6	Denver	
Montezuma College	W	75-6	Oct. 15	Albuquerque	
West Texas State	L	8-21	Oct. 20	Canyon	
Texas-El Paso	W	3-0	Oct. 27	El Paso	
Arizona	L	7-14	Nov. 3	Albuquerque	
New Mexico State	L	0-6	Nov. 17	Albuquerque	
Montana State	L	7-34	Nov. 29	Albuquerque	
Coach: Roy Johnson					
Captain: Ogle Jones					

<b>1924 (5-1 Overall)</b>					
Montezuma College	W	56-0	Oct. 11	Albuquerque	
West Texas State	W	12-6	Oct. 18	Albuquerque	
Texas-El Paso	W	18-0	Oct. 25	Albuquerque	
Arizona	W	3-0	Nov. 11	Tucson	
New Mexico State	L	0-6	Nov. 15	Las Cruces	
Western State	W	14-0	Nov. 27	Albuquerque	
Coach: Roy Johnson					
Captain: Kenneth Grueter					

<b>1925 (2-4-1 Overall)</b>				
Colorado College	T	0-0	Oct. 3	Colorado Springs
Montezuma College	W	10-0	Oct. 10	Albuquerque
West Texas State	L	7-9	Oct. 17	Canyon
Texas-El Paso	L	2-19	Oct. 24	El Paso
Arizona	L	0-24	Nov. 7	Albuquerque
New Mexico State	W	20-9	Nov. 21	Albuquerque
Western State	L	13-16	Nov. 26	Albuquerque
<i>Coach: Roy Johnson</i>				
<i>Captain: Hearst Coen</i>				



**1936 (2-7 Overall, 1-4 Border)**

Western New Mexico	L 0-6	Sept. 26	Albuquerque
Colorado State	L 7-9	Oct. 3	Fort Collins
West Texas State	L 7-13	Oct. 10	Albuquerque
Texas-El Paso	L 7-12	Oct. 17	El Paso
New Mexico Military	W 13-7	Oct. 24	Albuquerque
Arizona State	L 6-7	Oct. 31	Tempe
Arizona	L 0-28	Nov. 7	Tucson
New Mexico State	L 6-7	Nov. 14	Albuquerque
Northern Arizona	W 15-6	Nov. 26	Albuquerque

Coach: Gwynn Henry

Captains: appointed by game

**1937 (4-4-1 Overall, 2-3-1 Border)**

Western New Mexico	W 14-0	Sept. 25	Albuquerque
Denver	L 0-12	Oct. 1	Denver
New Mexico State	L 0-5	Oct. 8	Las Cruces
Texas-El Paso	L 7-7	Oct. 16	Albuquerque
Texas Tech	L 0-27	Oct. 23	Lubbock
Arizona State	W 15-7	Oct. 30	Albuquerque
Colorado State	W 26-6	Nov. 6	Colorado Springs
Arizona	L 0-23	Nov. 13	Albuquerque
Northern Arizona	W 7-6	Nov. 25	Albuquerque

Coach: Ted Shipkey

Captain: William Murphy

**1938 (8-3 Overall, 4-2 Border)**

Western New Mexico	W 40-0	Sept. 23	Albuquerque
Arizona State	W 21-0	Sept. 30	Albuquerque
Colorado College	W 45-0	Oct. 7	Albuquerque
Texas-El Paso	L 6-7	Oct. 15	El Paso
Northern Arizona	W 20-0	Oct. 22	Flagstaff
Arizona	W 20-7	Oct. 29	Albuquerque
Denver	W 7-6	Nov. 5	Albuquerque
New Mexico State	W 6-2	Nov. 12	Albuquerque
Texas Tech	L 7-17	Nov. 19	Albuquerque
Colorado State	W 27-7	Nov. 24	Albuquerque
Utah (Sun Bowl)	L 0-26	Jan. 1	El Paso

Coach: Ted Shipkey

Captains: appointed by game

**1939 (8-2 Overall, 4-2 Border)**

Western New Mexico	W 29-7	Sept. 22	Albuquerque
Wyoming	W 34-7	Sept. 29	Albuquerque
Denver	W 7-6	Oct. 6	Denver
Texas-El Paso	W 14-0	Oct. 12	Albuquerque
Texas Tech	L 7-19	Oct. 21	Lubbock
Northern Arizona	W 33-0	Oct. 27	Albuquerque
New Mexico State	W 9-6	Nov. 10	Las Cruces
Arizona State	L 6-28	Nov. 18	Tempe
Arizona	W 7-6	Nov. 25	Albuquerque
Colorado State	W 21-19	Nov. 30	Albuquerque

Coach: Ted Shipkey

Captains: appointed by game

**1940 (5-4 Overall, 3-2 Border)**

Wyoming	L 3-7	Sept. 28	Laramie
Western New Mexico	W 28-0	Oct. 4	Albuquerque
Arizona State	L 6-13	Oct. 11	Albuquerque
Texas-El Paso	L 7-9	Oct. 19	El Paso
Colorado State	L 6-7	Oct. 26	Denver
New Mexico State	W 39-6	Nov. 9	Albuquerque
Northern Arizona	W 45-26	Nov. 16	Albuquerque
Arizona	W 13-12	Nov. 23	Tucson
Texas Tech (18)	W 19-14	Nov. 30	Albuquerque

Coach: Ted Shipkey

Captains: appointed by game

**1941 (5-4-1 Overall, 3-1-1 Border)**

Northern Arizona	W 12-6	Sept. 26	Albuquerque
Texas-El Paso	W 16-14	Oct. 4	Albuquerque
Arizona State	T 0-0	Oct. 11	Tempe
Arizona	L 6-31	Oct. 18	Albuquerque
Texas Tech	L 0-36	Oct. 24	Lubbock
Nevada	W 23-7	Nov. 1	Albuquerque
New Mexico State	W 28-0	Nov. 8	Las Cruces
Marquette	L 0-34	Nov. 15	Milwaukee
Loyola-Marymount	L 3-7	Nov. 22	Albuquerque
Wyoming	W 28-0	Nov. 29	Albuquerque

Coach: Ted Shipkey

Captains: appointed by game

**1942 (4-5-2 Overall, 3-4 Border)**

Kirtland Air Force Base	W 7-6	Sept. 19	Albuquerque
Northern Arizona	W 26-6	Sept. 26	Albuquerque
Texas-El Paso	L 0-7	Oct. 2	El Paso
New Mexico State	W 32-0	Oct. 10	Albuquerque
Colorado	L 0-12	Oct. 17	Boulder
Texas Tech	L 0-12	Oct. 24	Albuquerque
Nevada	T 0-0	Oct. 31	Reno
Arizona	L 13-14	Nov. 7	Tucson
West Texas State	L 7-14	Nov. 14	Albuquerque
Loyola-Marymount	T 14-14	Nov. 21	Los Angeles
Arizona State	W 35-7	Nov. 28	Albuquerque

Coach: Willis Barnes

Captains: appointed by game

**1943 (3-2 Overall)**

Colorado College	L 7-20	Sept. 25	Colorado Springs
Kirtland Air Force Base	W 19-13	Oct. 2	Albuquerque
Northern Arizona	W 26-6	Oct. 16	Albuquerque
Denver	W 33-13	Nov. 13	Denver
Southwestern (Texas)	L 0-7	Jan. 1	El Paso

Coach: Willis Barnes

Captains: appointed by game

**1944 (1-7 Overall)**

Amarillo Air Force Base	L 2-21	Sept. 16	Albuquerque
Northern Arizona	W 47-14	Sept. 23	Albuquerque
Colorado College	L 7-25	Sept. 30	Albuquerque
West Texas State	L 0-6	Oct. 7	Albuquerque
Second Army Air Force	L 6-89	Oct. 14	El Paso
Colorado	L 0-39	Nov. 4	Pueblo
Denver	L 6-41	Nov. 11	Albuquerque
Texas Tech	L 7-13	Nov. 18	Lubbock

Coach: Willis Barnes

Captains: appointed by game

**1945 (6-1-1 Overall)**

Eastern New Mexico	W 78-0	Sept. 22	Albuquerque
Lubbock Air Force Base	W 39-0	Sept. 29	Albuquerque
West Texas State	W 13-0	Oct. 6	Canyon
Colorado College	W 6-4	Oct. 13	Colorado Springs
Colorado	W 12-6	Nov. 3	Albuquerque
Utah	L 20-21	Nov. 10	Albuquerque
Texas Tech	T 6-6	Nov. 21	Albuquerque
Denver (Sun Bowl)	W 34-24	Jan. 1	El Paso

Coach: Willis Barnes

Captains: appointed by game

**1946 (5-5-2 Overall, 4-2-1 Border)**

Northern Arizona	W 12-7	Sept. 21	Albuquerque
Utah	L 14-56	Sept. 28	Salt Lake City
West Texas State	W 6-0	Oct. 4	Albuquerque
New Mexico State	W 7-6	Oct. 12	Albuquerque
Hardin-Simmons	L 0-49	Oct. 18	Albuquerque
Lubbock	L 13-14	Oct. 26	Boulder
Texas-El Paso	W 21-13	Nov. 2	Albuquerque
Texas Tech	L 0-27	Nov. 9	Albuquerque
Arizona	T 13-13	Nov. 16	Albuquerque
Kansas State	W 14-7	Nov. 23	Albuquerque
Lei Alums	L 14-19	Dec. 22	Honolulu

(Pineapple Bowl)

Montana State T 13-13 Jan. 1 San Diego

(Harbor Bowl)

Coach: Willis Barnes

Captains: appointed by game

**1947 (4-5-1 Overall, 1-5-1 Border)**

Arizona State	L 12-25	Sept. 27	Albuquerque
Kansas State	W 20-18	Oct. 4	Manhattan
New Mexico State	W 20-0	Oct. 11	Albuquerque
Hardin-Simmons	L 7-33	Oct. 18	Ablene
Arizona	L 12-22	Oct. 25	Tucson
Texas-El Paso	T 20-20	Nov. 1	El Paso
Fresno State	W 34-3	Nov. 8	Albuquerque
Drake	W 8-7	Nov. 15	Albuquerque
Texas Tech	L 20-26	Nov. 22	Albuquerque
West Texas State	L 18-28	Nov. 29	Albuquerque

Coach: Berl Huffman

Captains: Lou Cullen, George Hughes

**1948 (2-9 Overall, 1-6 Border)**

Colorado	W 9-6	Sept. 25	Boulder
Texas	L 0-47	Oct. 2	Austin
New Mexico State	W 61-0	Oct. 9	Albuquerque
Hardin-Simmons	L 19-28	Oct. 16	Albuquerque
Texas-El Paso	L 13-27	Oct. 23	Albuquerque
Fresno State	L 14-20	Oct. 30	Fresno
Arizona	L 6-14	Nov. 6	Albuquerque
Drake	L 0-14	Nov. 13	Des Moines
Texas Tech	L 7-14	Nov. 20	Lubbock
West Texas State	L 0-19	Nov. 27	Canyon
Arizona State	L 17-28	Dec. 14	Tempe

Coach: Berl Huffman

Captains: appointed by game

**1949 (2-8 Overall, 1-6 Border)**

Wyoming	L 14-41	Sept. 24	Albuquerque
New Mexico State	W 14-13	Sept. 30	Las Cruces
Rice	L 0-55	Oct. 8	Houston
Hardin-Simmons	L 7-34	Oct. 15	Odessa
Texas-El Paso	L 0-7	Oct. 22	El Paso
Arizona State	L 19-28	Oct. 29	Albuquerque
Arizona	L 14-46	Nov. 5	Tucson
Colorado	W 17-15	Nov. 12	Albuquerque
Texas Tech	L 0-27	Nov. 19	Albuquerque
West Texas State	L 13-41	Nov. 26	Albuquerque

Coach: Berl Huffman

Captains: appointed by game

**1950 (2-8 Overall, 2-5 Border)**

Northern Arizona	W 78-0	Sept. 23	Albuquerque
Arizona State	L 0-41	Sept. 30	Tempe
New Mexico State	W 26-13	Oct. 7	Albuquerque
West Texas State	L 6-45	Oct. 14	Amarillo
Texas-El Paso	L 13-41	Oct. 21	Albuquerque
Wyoming	L 0-44	Oct. 28	Laramie
Arizona	L 0-38	Nov. 4	Albuquerque
Army (1)	L 0-51	Nov. 11	West Point
Bradley	L 19-20	Nov. 18	Albuquerque
Texas Tech	L 12-37	Nov. 25	Lubbock

Coach: Dudley DeGroot

Captains: appointed by game

**1951 (4-7 Overall, 2-4 Skyline)**

Northern Arizona	W 55-6	Sept. 22	Albuquerque
Montana	L 7-25	Sept. 29	Missoula
New Mexico State	W 20-0	Oct. 6	Las Cruces
Denver	L 17-33	Oct. 13	Denver
Texas-El Paso	L 7-32	Oct. 20	El Paso
Colorado State	L 15-20	Oct. 27	Albuquerque
Arizona	L 20-32	Nov. 3	Tucson
Wyoming	L 7-41	Nov. 10	Albuquerque
Brigham Young	W 34-0	Nov. 17	Albuquerque
Texas Tech	L 14-60	Nov. 24	Albuquerque
Utah State	W 17-13	Dec. 1	Albuquerque

Coach: Dudley DeGroot

Captains: appointed by game

**1952 (7-2 Overall, 5-1 Skyline)**

Brigham Young	W 10-14	Sept. 27	Provo
New Mexico State	W 23-0	Oct. 4	Albuquerque
Wyoming	W 7-0	Oct. 18	Laramie
Texas-El Paso	W 14-13	Oct. 25	El Paso
Arizona	L 7-13	Nov. 1	Albuquerque
Denver	W 15-0	Nov. 8	Denver
Colorado State	W 3-0	Nov. 15	Albuquerque
Montana	W 12-6	Nov. 22	Albuquerque
Utah State	W 28-0	Dec. 6	Albuquerque

Coach: Dudley DeGroot

Captains: Floyd J. Barger, Glenn Campbell

**1953 (5-3-1 Overall, 3-2-1 Skyline)**

Utah State	L 0-6	Sept. 26	Logan
Brigham Young	T 12-12	Oct. 3	Albuquerque
Arizona	L 0-20	Oct. 10	Tucson
San Diego State	W 41-12	Oct. 17	Albuquerque
Montana	W 41-13	Oct. 24	Missoula
Denver	W 20-18	Oct. 31	Albuquerque
New Mexico State	W 28-6	Nov. 7	Las Cruces
Wyoming	W 9-7	Nov. 14	Albuquerque
Colorado State	L 3-9	Nov. 21	Fort Collins

Coach: Bob Titchenal

Captain: James Bruening

**1954 (5-5 Overall, 3-3 Skyline)**

Brigham Young	W 21-12	Sept. 18	Provo
San Diego State	W 28-7	Sept. 25	San Diego
Utah State	L 0-6	Oct. 2	Albuquerque
Wyoming	L 7-9	Oct. 16	Laramie
Arizona	L 7-41	Oct. 23	Albuquerque
Denver	L 6-19	Oct. 29	Denver
Montana	W 20-14	Nov. 6	Albuquerque
Colorado State	W 10-7	Nov. 13	Albuquerque
New Mexico State	W 39-27	Nov. 20	Albuquerque
San Jose State	L 14-26	Nov. 27	San Jose

Coach: Bob Titchenal

Captain: Larry White

**1955 (2-8 Overall, 1-5 Skyline)**

New Mexico State	W 14-7	Sept. 17	Albuquerque
Colorado State	L 0-25	Sept. 24	Fort Collins
Texas-El Paso	L 0-34	Oct. 1	Albuquerque
Utah State	L 0-18	Oct. 8	Logan
San Jose State	L 0-14	Oct. 15	Albuquerque
Montana	L 14-19	Oct. 22	Missoula
Denver	L 6-33	Oct. 29	Albuquerque
Wyoming	L 0-20	Nov. 12	Albuquerque
Arizona	L 6-27	Nov. 19	Tucson
Brigham Young	W 21-16	Nov. 26	Albuquerque

Coach: Bob Titchenal

Captains: Jimmy Juarez, Joe Murphy

**1956 (4-6 Overall, 2-4 Skyline)**

New Mexico State	W 14-6	Sept. 22	Las Cruces
Utah State	W 27-19	Sept. 29	Albuquerque
Texas-El Paso	L 0-34	Oct. 6	El Paso
Wyoming	L 13-20	Oct. 13	Laramie
Arizona	L 12-26	Oct. 20	Albuquerque
Denver	L 24-20	Oct. 26	Denver
Brigham Young	L 12-33	Nov. 3	Provo
Montana	W 14-13	Nov. 17	Albuquerque
San Diego State	W 34-6	Nov. 24	Albuquerque
Colorado State	L 27-28	Dec. 1	Albuquerque

Coach: Dick Clausen

Captains: appointed by game

**1957 (4-6 Overall, 2-4 Skyline)**

New Mexico State	W 25-7	Sept. 21	Albuquerque
Colorado State	W 30-7	Sept. 28	Fort Collins
Texas-El Paso	L 13-15	Oct. 5	Albuquerque
Utah State	W 14-10	Oct. 12	Logan
Arizona	W 27-0	Oct. 19	Tucson
Montana	L 6-21	Oct. 26	Missoula
Denver	L 0-19	Nov. 1	Albuquerque
Wyoming	L 13-20	Nov. 16	Albuquerque
Air Force	L 0-31	Nov. 23	Colorado Springs
Brigham Young	L 12-14	Nov. 30	Albuquerque

Coach: Dick Clausen

Captains: Jerry Nesbitt, Glen Hakes

**1958 (7-3 Overall, 5-1 Skyline)**

New Mexico State
------------------



**1961 (7-4 Overall, 3-3 Skyline)**

New Mexico State	W	41-7	Sept. 23	Albuquerque
Montana	L	8-40	Sept. 30	Missoula
Texas-El Paso	W	7-6	Oct. 7	Albuquerque
Utah State	L	7-41	Oct. 14	Logan
Arizona	L	21-22	Oct. 21	Tucson
Air Force	W	21-6	Oct. 28	Albuquerque
Utah	W	21-16	Nov. 4	Albuquerque
Wyoming	L	7-33	Nov. 11	Albuquerque
Colorado State	W	20-8	Nov. 18	Fort Collins
Brigham Young	W	34-6	Nov. 25	Albuquerque
Western Michigan	W	28-12	Dec. 9	Dayton

Coach: Bill Weeks

Captains: Jay McNitt, Chuck Cummings

**1962 (7-2-1 Overall, 2-1-1 WAC)****WAC Champs**

New Mexico State	W	28-17	Sept. 15	Albuquerque
Wyoming	W	25-21	Sept. 22	Laramie
Arizona	W	35-25	Sept. 29	Albuquerque
Texas-El Paso	L	14-16	Oct. 6	El Paso
Utah State	W	14-13	Oct. 13	Albuquerque
Utah	T	7-7	Oct. 20	Salt Lake
San Jose State	W	25-13	Oct. 27	San Jose
Brigham Young	L	0-27	Nov. 3	Provo
Colorado State	W	41-8	Nov. 10	Albuquerque
Montana	W	21-12	Nov. 17	Albuquerque

Coach: Bill Weeks

Captains: Bobby Santiago, John Kosor

**1963 (6-4 Overall, 3-1 WAC)****WAC Champs**

Texas-El Paso	W	23-7	Sept. 28	Albuquerque
Utah	L	6-19	Oct. 5	Albuquerque
Utah State	L	14-47	Oct. 12	Logan
New Mexico State	L	12-13	Oct. 19	Las Cruces
Montana	W	24-6	Oct. 26	Albuquerque
Colorado State	W	25-0	Nov. 2	Fort Collins
Wyoming	W	17-6	Nov. 9	Albuquerque
Air Force	L	8-30	Nov. 16	Albuquerque
Brigham Young	W	26-0	Nov. 30	Albuquerque
Arizona	W	22-15	Dec. 7	Tucson

Coach: Bill Weeks

Captains: Eddie Stokes, Scott Henington

**1964 (9-2 Overall, 3-1 WAC)****WAC Tri-Champs**

Utah	L	0-16	Sept. 19	Salt Lake
Montana	W	20-10	Sept. 26	Albuquerque
Brigham Young	W	26-14	Oct. 2	Provo
Arizona	W	10-7	Oct. 10	Albuquerque
Utah State	L	3-14	Oct. 17	Albuquerque
New Mexico State	W	18-14	Oct. 24	Albuquerque
Wyoming	W	17-6	Oct. 31	Laramie
Texas-El Paso	W	20-12	Nov. 7	El Paso
Colorado State	W	42-9	Nov. 14	Albuquerque
Hawai'i	W	20-0	Nov. 20	Honolulu
Kansas State	W	9-7	Nov. 28	Albuquerque

Coach: Bill Weeks

Captains: Chuck Kelly, Wayne Tvrdik

**1965 (3-7 Overall, 2-3 WAC)**

Texas-El Paso	L	14-35	Sept. 25	Albuquerque
Colorado State	L	22-27	Oct. 2	Fort Collins
Arizona	W	24-2	Oct. 9	Tucson
Utah	W	13-10	Oct. 16	Albuquerque
Arizona State	L	14-27	Oct. 23	Tempe
San Jose State	L	7-27	Oct. 30	Albuquerque
Wyoming	L	9-27	Nov. 6	Albuquerque
New Mexico State	L	6-20	Nov. 13	Las Cruces
Iowa State	W	10-9	Nov. 20	Albuquerque
Brigham Young	L	8-42	Nov. 27	Albuquerque

Coach: Stan Quintana

Captains: Bill Weeks, Dave Hettema

**1966 (2-8 Overall, 0-5 WAC)**

Utah State	W	17-8	Sept. 17	Albuquerque
Kansas State	W	28-8	Sept. 24	Manhattan
Texas-El Paso	L	3-51	Oct. 1	El Paso
Arizona	L	15-36	Oct. 8	Albuquerque
Wyoming	L	7-37	Oct. 15	Laramie
Brigham Young	L	6-33	Oct. 22	Albuquerque
Utah	L	0-27	Oct. 29	Salt Lake City
Colorado State	L	6-45	Nov. 5	Albuquerque
New Mexico State	L	12-47	Nov. 12	Albuquerque
Arizona State	L	7-28	Nov. 19	Tempe

Coach: Bill Weeks

Captains: Wally Seis, Albert O'Neal

**1967 (1-9 Overall, 0-5 WAC)**

Idaho State	W	24-3	Sept. 16	Albuquerque
Brigham Young	L	14-44	Sept. 23	Provo
Iowa State	L	12-17	Sept. 30	Ames
Utah	L	27-42	Oct. 7	Albuquerque
Arizona State	L	23-56	Oct. 14	Albuquerque
San Jose State	L	14-52	Oct. 21	San Jose
Texas-El Paso	L	12-75	Oct. 27	Albuquerque
Arizona	L	13-48	Nov. 4	Tucson
Wyoming (7)	L	6-42	Nov. 11	Albuquerque
New Mexico State	L	7-54	Nov. 18	Albuquerque

Coach: Bill Weeks

Captains: Jim Boller, Rex Henington

**1968 (0-10 Overall, 0-7 WAC)**

Colorado State	L	13-21	Sept. 14	Albuquerque
Texas-El Paso	L	15-44	Sept. 21	El Paso
Arizona	L	8-19	Sept. 28	Albuquerque
Kansas (8)	L	7-68	Oct. 5	Lawrence
Utah	L	7-30	Oct. 12	Salt Lake
San Jose State	L	24-55	Oct. 19	Albuquerque
Wyoming	L	6-35	Oct. 26	Laramie
Arizona State	L	28-63	Nov. 2	Tempe
New Mexico State	L	6-33	Nov. 9	Albuquerque
Brigham Young	L	6-35	Nov. 16	Albuquerque

Coach: Rudy Feldman

Captains: David Harris, Ace Hendricks, John Pautsch

**1969 (4-6 Overall, 1-5 WAC)**

Army	L	14-31	Sept. 20	West Point
Texas-El Paso	L	6-21	Sept. 27	Albuquerque
Kansas	W	16-7	Oct. 4	Albuquerque
Brigham Young	L	15-41	Oct. 11	Provo
Utah	L	0-24	Oct. 18	Albuquerque
Arizona	L	28-52	Oct. 25	Tucson
San Jose State	W	27-24	Nov. 1	San Jose
Arizona State	L	17-48	Nov. 8	Albuquerque
Wyoming	W	24-12	Nov. 15	Albuquerque
New Mexico State	W	24-21	Nov. 22	Las Cruces

Coach: Rudy Feldman

Captains: Willie Shaw, Rocky Long

**1970 (7-3 Overall, 5-1 WAC)**

Iowa State	L	3-32	Sept. 19	Albuquerque
Utah	W	34-28	Sept. 26	Salt Lake City
Kansas	L	23-49	Oct. 3	Lawrence
San Jose State	W	48-25	Oct. 10	Albuquerque
New Mexico State	W	24-17	Oct. 17	Albuquerque
Wyoming	W	17-7	Oct. 24	Laramie
Texas-El Paso	W	35-16	Oct. 31	El Paso
Arizona	W	35-7	Nov. 7	Albuquerque
Brigham Young	W	51-8	Nov. 14	Albuquerque
Arizona State (9)	L	21-33	Nov. 21	Tempe

Coach: Rudy Feldman

Captains: Sam Scarber, Rodney Wallace

**1971 (6-3-2 Overall, 5-1 WAC)**

Texas Tech	W	13-10	Sept. 18	Lubbock
Iowa State	L	20-44	Sept. 25	Albuquerque
Brigham Young	W	14-0	Oct. 1	Provo
New Mexico State	T	35-35	Oct. 9	Albuquerque
San Jose State	T	21-21	Oct. 16	San Jose
Arizona State (14)	L	28-60	Oct. 23	Albuquerque
Arizona	W	34-28	Oct. 30	Tucson
Utah	W	57-39	Nov. 6	Albuquerque
Texas-El Paso	W	49-13	Nov. 13	Albuquerque
Wyoming	W	49-14	Nov. 20	Albuquerque
Hawai'i	L	21-28	Nov. 27	Honolulu

Coach: Rudy Feldman

Captains: Rocky Long, Herman Fredenberg, Bob Gaines

**1972 (3-8 Overall, 2-4 WAC)**

NMSU	W	55-20	Sept. 16	Albuquerque
Texas Tech	L	16-41	Sept. 23	Albuquerque
Iowa State	L	0-31	Sept. 30	Ames
Wyoming	W	17-14	Oct. 7	Laramie
Arizona	L	15-27	Oct. 14	Albuquerque
Texas-El Paso	W	56-7	Oct. 21	El Paso
Utah	L	14-59	Oct. 28	Salt Lake
San Jose State	L	7-14	Nov. 4	Albuquerque
Arizona State (19)	L	7-60	Nov. 11	Tempe
Houston	L	14-33	Nov. 18	Houston
Brigham Young	L	7-21	Nov. 25	Albuquerque

Coach: Rudy Feldman

Captains: John Urban, George Oakes

**1973 (4-7 Overall, 3-4 WAC)**

New Mexico State	W	48-6	Sept. 15	Albuquerque
Texas Tech	L	7-41	Sept. 22	Lubbock
Air Force	L	6-10	Sept. 29	Colorado Springs
Arizona State (12)	L	24-67	Oct. 6	Albuquerque
Arizona	L	14-22	Oct. 13	Tucson
Texas-El Paso	W	49-0	Oct. 20	Albuquerque
San Jose State	L	0-15	Oct. 27	San Jose
Brigham Young	L	21-56	Nov. 3	Provo
Utah	L	35-36	Nov. 10	Albuquerque
Wyoming	W	23-21	Nov. 17	Albuquerque
Colorado State	W	30-13	Nov. 24	Fort Collins

Coach: Rudy Feldman

Captains: Rich Diller, Don Woods, Don Hubbard

**1974 (4-6-1 Overall, 3-4 WAC)**

Colorado State	W	32-23	Sept. 14	Albuquerque
Texas Tech	T	21-21	Sept. 21	Albuquerque
Arizona (15)	L	10-15	Sept. 28	Albuquerque
Iowa State	L	3-27	Oct. 5	Ames
San Jose State	L	11-13	Oct. 12	Albuquerque
Wyoming	W	32-21	Oct. 19	Laramie
Arizona State (14)	L	7-41	Oct. 26	Tempe
New Mexico State	W	26-24	Nov. 2	Albuquerque
Utah	L	10-21	Nov. 9	Salt Lake
Brigham Young	L	3-36	Nov. 16	Albuquerque
Texas-El Paso	W	37-21	Nov. 23	El Paso

Coach: Bill Mondt

Captains: appointed by game

**1975 (6-5 Overall, 4-3 WAC)**

Fresno State	W	29-0	Sept. 13	Albuquerque
Texas Tech	L	17-24	Sept. 20	Lubbock
Colorado State	L	16-27	Sept. 27	Albuquerque
Brigham Young	L	15-16	Oct. 3	Provo
Arizona State (11)	L	10-16	Oct. 11	Albuquerque
Utah	W	27-23	Oct. 18	Albuquerque
Arizona (17)	W	44-34	Oct. 25	Tucson
Texas-El Paso	W	23-3	Nov. 1	Albuquerque
San Jose State	L	29-20	Nov. 8	San Jose
Wyoming	W	38-32	Nov. 15	Albuquerque
New Mexico State	W	52-28	Nov. 22	Las Cruces

Coach: Bill Mondt

Captains: Steve Myer, Randy Rich

**1976 (4-7 Overall, 3-4 WAC)**

Texas El-Paso	W	25-7	Sept. 18	El Paso
Texas Tech	L	16-20	Sept. 25	Albuquerque
Colorado State	W	33-20	Oct. 2	Fort Collins
San Jose State	W	36-30	Oct. 9	Albuquerque
Wyoming	L	23-24	Oct. 16	Laramie
Arizona State	L	15-31	Oct. 23	Tempe
New Mexico State	L	7-16	Oct. 30	Albuquerque
Utah	L	31-34	Nov. 6	Salt Lake
Brigham Young (19)	L	8-21	Nov. 13	Albuquerque
Arizona	W	21-15	Nov. 20	Albuquerque
San Diego State	L	14-17	Nov. 27	San Diego

Coach: Bill Mondt

Captains: Robin Cole, Dave Green

**1977 (5-7 Overall, 2-5 WAC)**

Hawai'i	W	35-26	Sept. 10	Honolulu
Texas Tech	L	14-49	Sept. 17	Albuquerque
Colorado	L	7-42	Sept. 24	Boulder
Brigham Young (14)	L	19-54	Sept. 30	Provo
Arizona State	L	24-45	Oct. 8	Albuquerque
Wichita State	W	22-17	Oct. 15	Albuquerque
Colorado State	L	9-14	Oct. 22	Fort Collins
New Mexico State	W	35-13	Oct. 29	Las Cruces
Texas-El Paso	W	33-17	Nov. 5	Albuquerque
Arizona	L	13-15	Nov. 12	Tucson
Wyoming	L	21-23	Nov. 19	Albuquerque
Utah	W	41-24	Nov. 26	Albuquerque

Coach: Bill Mondt

Captains: Preston Dennard, Jake Gonzales, Smokey Turman, Marion Chapman

**1978 (7-5 Overall, 3-3 WAC)**

Hawai'i	L	16-22	Sept. 9	Honolulu
Wichita State	W	16-14	Sept. 16	Wichita
Nevada-Las Vegas	W	24-0	Sept. 23	Albuquerque
Brigham Young	L	23-27	Sept. 30	Albuquerque
Wyoming	W	19-15	Oct. 7	Laramie
Texas Tech	L	23-36	Oct. 14	Albuquerque
New Mexico State	W	35-20	Oct. 21	Albuquerque
Texas-El Paso	W	21-0	Oct. 28	El Paso
Utah	W	24-12	Nov. 4	Salt Lake
Colorado State	L	15-26	Nov. 11	Albuquerque
Pacific	W	44-6	Nov. 18	Albuquerque
San Diego State	L	24-27	Nov. 25	San Diego

Coach: Bill Mondt

Captains: appointed by game

**1979 (6-6 Overall, 3-4 WAC)**

Louisiana Tech	W	34-0	Sept. 1	Albuquerque
Oregon State	W	35-16	Sept. 8	Albuquerque
Texas Tech	L	7-17	Sept. 15	Lubbock
Hawai'i	L	3-20	Sept. 22	Honolulu
New Mexico State	W	30-16	Sept. 29	Las Cruces
San Diego State	L	7-35	Oct. 6	Albuquerque
Nevada-Las Vegas	L	20-28	Oct. 13	Las Vegas
Texas-El Paso	W	20-0	Oct. 20	Albuquerque
Brigham Young (11)	L	7-59	Oct. 27	Provo
Utah	L	7-26	Nov. 3	Albuquerque
Colorado State	W	24-9	Nov. 10	Fort Collins
Wyoming	W	17-3	Nov. 17	Albuquerque



**1984 (4-8 Overall, 1-7 WAC)**

New Mexico State	W	61-21	Sept. 8	Albuquerque
West Texas State	W	27-0	Sept. 15	Albuquerque
Texas Tech	W	29-24	Sept. 22	Albuquerque
Texas-El Paso	W	34-7	Sept. 29	El Paso
Utah	L	14-38	Oct. 5	Salt Lake
Colorado State	L	10-16	Oct. 13	Albuquerque
Wyoming	L	21-59	Oct. 20	Laramie
Brigham Young (4)	L	0-48	Oct. 25	Albuquerque
Baylor	L	2-38	Nov. 3	Waco
Air Force	L	9-23	Nov. 10	Albuquerque
San Diego State	L	31-37	Nov. 17	San Diego
Hawai'i	L	13-48	Nov. 24	Honolulu

Coach: Joe Lee Dunn

Captains: appointed by game

**1985 (3-8 Overall, 2-6 WAC)**

Texas Tech	L	31-32	Sept. 7	Lubbock
New Mexico State	W	34-27	Sept. 14	Las Cruces
Air Force (18)	L	12-49	Sept. 28	Albuquerque
Nebraska (13)	L	7-38	Oct. 5	Lincoln
Colorado State	L	28-45	Oct. 12	Albuquerque
Brigham Young (9)	L	23-45	Oct. 19	Albuquerque
Hawai'i	L	17-27	Oct. 26	Albuquerque
Texas-El Paso	W	27-23	Nov. 2	El Paso
Utah	L	49-58	Nov. 9	Salt Lake
Wyoming	W	41-16	Nov. 16	Albuquerque
San Diego State	L	20-55	Nov. 23	San Diego

Coach: Joe Lee Dunn

Captains: appointed by game

**1986 (4-8 Overall, 2-5 WAC)**

Tennessee (10)	L	21-35	Sept. 6	Knoxville
Brigham Young (9)	L	30-31	Sept. 13	Provo
Texas Tech	L	7-14	Sept. 20	Lubbock
San Diego State	L	34-38	Sept. 27	Albuquerque
Hawai'i	L	10-27	Oct. 4	Honolulu
Texas-El Paso	W	24-22	Oct. 11	Albuquerque
Utah	W	47-43	Oct. 18	Albuquerque
New Mexico State	W	45-14	Oct. 25	Albuquerque
Wyoming	L	25-35	Nov. 1	Laramie
Tulsa	L	27-34	Nov. 8	Albuquerque
Colorado State	W	27-32	Nov. 15	Fort Collins
Memphis State	W	20-13	Nov. 22	Memphis

Coach: Joe Lee Dunn

Captains: appointed by game

**1987 (0-11 Overall, 0-8 WAC)**

Utah	L	20-24	Sept. 5	Salt Lake
New Mexico State	L	14-17	Sept. 12	Las Cruces
Arizona	L	9-20	Sept. 19	Tucson
Brigham Young	L	25-45	Sept. 26	Albuquerque
Hawai'i	L	31-41	Oct. 10	Albuquerque
Colorado State	L	13-45	Oct. 24	Fort Collins
Texas-El Paso	L	0-34	Oct. 31	El Paso
Wyoming	L	16-59	Nov. 7	Albuquerque
Air Force	L	26-73	Nov. 14	Albuquerque
San Diego State	L	30-53	Nov. 21	San Diego
Arkansas	L	25-43	Nov. 28	Little Rock

Coach: Mike Sheppard

Captains: Kirk Allen, Terence Donaldson, Barry Garrison, Fred Mady

**1988 (2-10 Overall, 1-7 WAC)**

Fresno State	L	21-68	Sept. 3	Albuquerque
New Mexico State	W	36-34	Sept. 10	Las Cruces
Texas	L	0-47	Sept. 17	Austin
Akron	L	28-30	Sept. 24	Albuquerque
Air Force	L	14-63	Oct. 1	Colorado Springs
Utah	L	27-33	Oct. 8	Albuquerque
Wyoming	L	7-55	Oct. 15	Laramie
Texas-El Paso	L	0-37	Oct. 22	Albuquerque
Brigham Young	L	0-65	Oct. 29	Provo
Hawai'i	L	3-45	Nov. 5	Honolulu
Colorado State	W	24-23	Nov. 12	Albuquerque
San Diego State	L	10-18	Nov. 19	Albuquerque

Coach: Mike Sheppard

Captains: John Duff, Scott Howard, Art Martinez, Phillip Vaughan

**1989 (2-10 Overall, 0-7 WAC)**

Brigham Young (19)	L	3-24	Sept. 2	Albuquerque
New Mexico State	W	45-13	Sept. 9	Albuquerque
Texas Tech	L	20-27	Sept. 16	Lubbock
Tulsa	L	33-35	Sept. 23	Tulsa
Hawai'i	L	14-60	Sept. 30	Honolulu
Colorado State	L	20-34	Oct. 7	Albuquerque
Texas-El Paso	L	7-26	Oct. 14	El Paso
Florida	L	21-27	Oct. 21	Gainesville
Wyoming	L	23-24	Oct. 28	Albuquerque
San Diego State	L	28-45	Nov. 4	San Diego
Utah	L	39-41	Nov. 11	Salt Lake
Fresno State (23)	W	45-22	Nov. 18	Albuquerque

Coach: Mike Sheppard

Captains: Brett Heber, Terance Mathis, Nate Morris, Jay Schultz

**1990 (2-10 Overall, 1-6 WAC)**

New Mexico State	W	29-12	Sept. 1	Las Cruces
Fresno State	L	17-24	Sept. 8	Fresno
Arizona (20)	L	10-25	Sept. 15	Albuquerque
Texas Tech	L	32-34	Sept. 22	Albuquerque
Kansas State	L	6-38	Sept. 29	Manhattan
Texas-El Paso	W	48-28	Oct. 6	Albuquerque
Wyoming (23)	L	22-25	Oct. 13	Laramie
Colorado State	L	7-47	Oct. 20	Fort Collins
Brigham Young (7)	L	31-55	Oct. 29	Provo
Hawai'i	L	16-43	Nov. 3	Honolulu
Utah	L	27-29	Nov. 10	Albuquerque
San Diego State	L	34-40	Nov. 17	Albuquerque

Coach: Mike Sheppard

Captains: John Bell, Kurt Jensen, Eric Morgan, Nate Morris

**1991 (3-9 Overall, 2-6 WAC)**

Texas-El Paso	L	19-35	Aug. 31	El Paso
TCU	L	7-60	Sept. 7	Fort Worth
Hawai'i	L	13-35	Sept. 14	Honolulu
Nevada-Las Vegas	L	22-23	Sept. 21	Albuquerque
New Mexico State	W	17-10	Sept. 28	Albuquerque
Fresno State	L	17-94	Oct. 5	Fresno
San Diego State	L	24-38	Oct. 12	San Diego
Wyoming	L	19-39	Oct. 19	Albuquerque
Brigham Young	L	23-41	Oct. 26	Albuquerque
Air Force	W	34-32	Nov. 2	Albuquerque
Utah	L	7-30	Nov. 9	Salt Lake
Colorado State	W	38-36	Nov. 16	Fort Collins

Coach: Mike Sheppard

Captains: Fred Easter, Marcus Goodloe, Kim McCall, Troy Rosse-

an, Steve Slater, Doug Zikan

**1992 (3-8 Overall, 2-6 WAC)**

TCU	W	24-7	Sept. 5	Albuquerque
New Mexico State	L	39-42	Sept. 12	Las Cruces
SMU	L	13-20	Sept. 19	Albuquerque
Air Force	L	32-33	Sept. 26	Colorado Springs
San Diego State	L	21-49	Oct. 3	Albuquerque
Wyoming	L	21-35	Oct. 10	Laramie
Utah	W	24-7	Oct. 17	Albuquerque
Fresno State	L	28-31	Oct. 24	Fresno
Brigham Young	L	0-35	Nov. 7	Provo
Texas-El Paso	W	35-14	Nov. 14	Albuquerque
Colorado State	L	10-14	Nov. 21	Albuquerque

Coach: Dennis Franchione

Captains: Willie Barry, Jesse Becton, Stoney Case, Steve Green, Justin Hall, Clint Hall

**1993 (6-5 Overall, 4-4 WAC)**

Brigham Young (19)	L	31-34	Sept. 4	Albuquerque
TCU	L	34-35	Sept. 11	Fort Worth
Fresno State	L	24-41	Sept. 18	Albuquerque
New Mexico State	W	42-7	Sept. 25	Albuquerque
Hawai'i	W	41-14	Oct. 2	Albuquerque
Utah	W	42-35	Oct. 9	Salt Lake
San Diego State	L	17-20	Oct. 23	San Diego
Colorado State	L	20-21	Oct. 30	Fort Collins
Idaho State	W	39-13	Nov. 6	Albuquerque
Wyoming	W	10-7	Nov. 13	Albuquerque
Texas-El Paso	W	35-29	Nov. 20	El Paso

**1994 (5-7 Overall, 4-4 WAC)**

Texas Tech	L	31-37	Sept. 3	Lubbock
TCU	L	29-44	Sept. 10	Albuquerque
SMU	L	31-34	Sept. 17	Dallas
Brigham Young	L	47-49	Sept. 24	Provo
Colorado State (21)	L	31-38	Oct. 1	Albuquerque
Hawai'i	W	38-21	Oct. 8	Honolulu
San Diego State	L	13-20	Oct. 15	Albuquerque
New Mexico State	W	56-31	Oct. 22	Las Cruces
Fresno State	W	49-32	Oct. 29	Fresno
Utah (8)	W	23-21	Nov. 5	Albuquerque
Wyoming	L	28-38	Nov. 12	Laramie
Texas-El Paso	W	25-21	Nov. 19	Albuquerque

Coach: Dennis Franchione

Captains: Stoney Case, Trent Coit, Dan Coverley, Alex Crowder, David Sloan

**1995 (4-7 Overall, 2-6 WAC)**

Northern Arizona	W	45-21	Sept. 2	Albuquerque
Utah	L	9-36	Sept. 16	Albuquerque
New Mexico State	W	36-24	Sept. 23	Albuquerque
Air Force	L	24-27	Sept. 30	Albuquerque
Fresno State	L	34-51	Oct. 7	Fresno
Hawai'i	W	24-10	Oct. 14	Albuquerque
Colorado State	W	22-14	Oct. 21	Fort Collins
Texas Tech (22)	L	7-34	Oct. 28	Albuquerque
San Diego State	L	29-38	Nov. 4	San Diego
Brigham Young	L	14-31	Nov. 11	Albuquerque
Texas-El Paso	L	12-17	Nov. 18	El Paso

Coach: Dennis Franchione

Captains: UNM's 12 seniors

**1996 (6-5 Overall, 3-5 WAC)**

New Mexico State	W	28-7	Aug. 29	Las Cruces
Northern Arizona	W	49-33	Sept. 7	Albuquerque
Central Florida	W	17-17	Sept. 14	Albuquerque
Brigham Young (25)	L	14-17	Sept. 21	Provo
TCU	W	27-37	Sept. 28	Albuquerque
Rice	L	21-38	Oct. 5	Houston
San Diego State	L	42-48	Oct. 19	Albuquerque
SMU	L	31-52	Oct. 26	Dallas
Tulsa	W	34-23	Nov. 2	Tulsa
Utah	L	24-31	Nov. 9	Albuquerque
Texas-El Paso	W	44-17	Nov. 23	Albuquerque

Coach: Dennis Franchione

Captains: Jeff Houghtaling, Blake Irwin, Daniel Johnson, Donald Sellers, Brandon Turner

**1997 (9-4 Overall, 6-2 WAC Mountain)**

WAC Mountain Division Champion				
Northern Arizona	W	33-10	Aug. 31	Albuquerque
New Mexico State	W	61-24	Sept. 6	Albuquerque
Texas-El Paso	W	38-20	Sept. 13	El Paso
Utah State	W	25-22	Sept. 20	Logan
SMU	W	22-15	Oct. 4	Albuquerque
San Diego State	W	36-21	Oct. 11	San Diego
Rice	L	23-35	Oct. 18	Albuquerque
Utah	L	10-15	Oct. 25	Salt Lake City
TCU	W	40-10	Nov. 1	Fort Worth
Brigham Young	W	38-28	Nov. 15	Albuquerque
Tulsa	W	51-13	Nov. 22	Albuquerque
(WAC Championship)	L	13-41	Dec. 6	Las Vegas
Arizona (Insight.com Bowl)	L	14-20	Dec. 27	Tucson, Ariz.

Coach: Dennis Franchione

Captains: Billy Austin, Blake Irwin, Graham Leigh, Scott McGarahan, Chris Shelton

**1998 (3-9 Overall, 1-7 WAC Pacific)**

Idaho State	W	38-9	Sept. 5	Albuquerque
Utah State	W	39-36 (3OT)	Sept. 12	Albuquerque
New Mexico State	L	27-28	Sept. 19	Las Cruces
San Jose State	L	20-37	Sept. 26	San Jose
Air Force	L	14-56	Oct. 3	Colorado Springs
Texas-El Paso	L	19-22	Oct. 10	Albuquerque
San Diego State	L	33-36 (OT)	Oct. 17	Albuquerque
Hawai'i	W	30-20	Oct. 24	Honolulu
Fresno State	L	20-28	Oct. 31	Albuquerque
Brigham Young	L	21-46	Nov. 7	Provo
Utah	L	7-41	Nov. 14	Albuquerque
Central Florida	L	6-38	Nov. 21	Orlando

Coach: Rocky Long

Captains: Lennox Gordon, Graham Leigh, Brian Urlacher, Chris Wallace

**1999 (4-7 Overall, 3-4 Mountain West)**

Texas-El Paso	L	10-13	Sept. 4	El Paso
New Mexico State	L	28-35	Sept. 11	Albuquerque
Northern Arizona	W	45-14	Sept. 18	Albuquerque
Boise State	L	9-20	Sept. 25	Boise
San Diego State	W	24-21	Oct. 9	San Diego
Brigham Young (20)	L	7-31	Oct. 16	Albuquerque
UNLV	W	27-6	Oct. 30	Albuquerque
Colorado State	L	22-36	Nov. 6	Albuquerque
Utah	L	7-52	Nov. 13	Salt Lake City
Wyoming	L	28-42	Nov. 20	Laramie
Air Force	W	33-28	Nov. 27	Albuquerque

Coach: Rocky Long

Captains: Jason Carson, Henry Stephens, Brian Urlacher, Martinez Williams

**2000 (5-7 Overall, 3-4 Mountain West)**

Texas Tech	L	3-24	Aug. 26	Lubbock
Boise State	L	14-31	Sept. 2	Albuquerque
Oregon State	L	20-28	Sept. 9	Albuquerque
New Mexico State	W	16-13	Sept. 16	Las Cruces
Northern Arizona	W	35-28	Sept. 23	Albuquerque
Wyoming	W	45-10	Sept. 30	Albuquerque
Colorado State	L	14-17	Oct. 7	Fort Collins
Air Force	W	29-23	Oct. 21	Colorado Springs
Utah	W	10-3	Oct. 28	Albuquerque
San Diego State	L	16-17	Nov. 4	Albuquerque
UNLV	L	14-18	Nov. 11	Las Vegas
Brigham Young	L	13-37	Nov. 18	Provo

Coach: Rocky Long

Captains: Mike Barnett, Jarrod Baxter, Henry Stephens

**2001 (6-5 Overall, 4-3 Mountain West)**

UTEP	W	26-6	Sept. 1	Albuquerque
Texas Tech	L	30-42	Sept. 8	Lubbock
Baylor	L	13-16 (OT)	Sept. 22	Waco
Utah	L	16-37	Sept. 29	Salt Lake City
Wyoming	W	30-29	Oct. 6	Laramie
Brigham Young (17)	L	10-24	Oct. 13	Albuquerque
Air Force	W	52-33	Oct. 27	Albuquerque
San Diego State	W	20-15	Nov. 3	San Diego
UNLV	W	27-17	Nov. 10	Albuquerque
Colorado State	L	17-24	Nov. 17	Albuquerque
New Mexico State	W	53-0	Nov. 24	Albuquerque



**2005 (6-5 Overall, 4-4 Mountain West)**

UNLV	W, 24-22	Sept. 5	Albuquerque
Missouri	W, 45-35	Sept. 10	Columbia
New Mexico State	W, 38-21	Sept. 17	Albuquerque
UTEP	L, 13-21	Sept. 24	El Paso
TCU	L, 28-49	Oct. 1	Fort Worth
Brigham Young	L, 24-27	Oct. 8	Albuquerque
Wyoming	W, 27-24	Oct. 15	Laramie
San Diego State	W, 47-23	Oct. 22	San Diego
Colorado State	L, 25-35	Oct. 28	Albuquerque
Utah	W, 31-27	Nov. 12	Salt Lake City
Air Force	L, 24-42	Nov. 19	Albuquerque

Coach: Rocky Long

Captains: Hank Baskett III, Mike Mohoric, DonTrell Moore, Marcus Parker

**2006 (6-7 Overall, 4-4 Mountain West)**

Portland State	L, 6-17	Sept. 2	Albuquerque
New Mexico State	W, 34-28	Sept. 9	Las Cruces
Missouri	L, 17-27	Sept. 16	Albuquerque
UTEP	W, 26-13	Sept. 23	Albuquerque
Air Force	L, 7-24	Sept. 30	Colorado Springs
Wyoming	L, 10-14	Oct. 7	Albuquerque
UNLV	W, 39-36 (OT)	Oct. 14	Las Vegas
Utah	W, 34-31	Oct. 19	Albuquerque
Colorado State	W, 20-19	Oct. 28	Fort Collins
TCU	L, 21-27	Nov. 11	Albuquerque
Brigham Young (23)	L, 17-42	Nov. 18	Provo
San Diego State	W, 41-14	Nov. 25	Albuquerque
San Jose State (New Mexico Bowl)	L, 12-20	Dec. 23	Albuquerque

Coach: Rocky Long

Captains: Quincy Black, Cody Kase, Kole McKamey, Robert Turner

**2007 (9-4 Overall, 5-3 Mountain West)**

UTEP	L, 6-10	Sept. 1	El Paso
New Mexico State	W, 44-34	Sept. 8	Albuquerque
Arizona	W, 29-27	Sept. 15	Tucson
Sacramento State	W, 58-0	Sept. 22	Albuquerque
Brigham Young	L, 24-31	Sept. 29	Albuquerque
Wyoming	W, 20-3	Oct. 13	Laramie
San Diego State	W, 20-17	Oct. 20	San Diego
Air Force	W, 34-31	Oct. 25	Albuquerque
TCU	L, 0-37	Nov. 3	Fort Worth
Colorado State	W, 26-23	Nov. 10	Albuquerque
Utah	L, 10-28	Nov. 17	Salt Lake City
UNLV	W, 27-6	Nov. 24	Albuquerque
Nevada (New Mexico Bowl)	W, 23-0	Dec. 22	Albuquerque

Coach: Rocky Long

Captains: Travis Brown, Cody Kase, Marcus Smith, OJ Swift

**2008 (4-8 Overall, 2-6 Mountain West)**

TCU	L, 3-26	Aug. 30	Albuquerque
Texas A&M	L, 22-28	Sept. 6	Albuquerque
Arizona	W, 36-28	Sept. 13	Albuquerque
Tulsa	L, 14-56	Sept. 20	Tulsa
New Mexico State	W, 35-24	Sept. 27	Las Cruces
Wyoming	W, 24-0	Oct. 4	Albuquerque
Brigham Young (8)	L, 3-21	Oct. 11	Provo
San Diego State	W, 70-7	Oct. 18	Albuquerque
Air Force	L, 10-23	Oct. 23	Colorado Springs
Utah (9)	L, 10-13	Nov. 1	Albuquerque
UNLV	L, 20-27	Nov. 8	Las Vegas
Colorado State	L, 6-20	Nov. 15	Fort Collins

Coach: Rocky Long

Captains: Zach Arnett, Rodney Ferguson, Donovan Porterie, Glover Quin

**2009 (1-11 Overall, 1-7 Mountain West)**

Texas A&M	L, 6-41	Sept. 5	College Station
Tulsa	L, 10-44	Sept. 12	Albuquerque
Air Force	L, 13-37	Sept. 19	Albuquerque
New Mexico State	L, 17-20	Sept. 26	Albuquerque
Texas Tech	L, 28-48	Oct. 3	Lubbock
Wyoming	L, 13-37	Oct. 10	Laramie
UNLV	L, 17-34	Oct. 24	Albuquerque
San Diego State	L, 20-23	Oct. 31	San Diego
Utah (14)	L, 14-45	Nov. 7	Salt Lake City
Brigham Young (22)	L, 19-24	Nov. 14	Albuquerque
Colorado State	W, 29-27	Nov. 21	Albuquerque
TCU (4)	L, 10-51	Nov. 28	Fort Worth

Coach: Michael Locksley

Captains: Erik Cook, Victor James, Carmen Messina, Frankie Solomon

**2010 (1-11 Overall, 1-7 Mountain West)**

Oregon (11)	L, 0-72	Sept. 4	Oregon
Texas Tech	L, 17-52	Sept. 11	Albuquerque
Utah (14)	L, 14-56	Sept. 18	Albuquerque
UNLV	L, 10-45	Sept. 25	Las Vegas
UTEP	L, 20-37	Oct. 2	Albuquerque
New Mexico State	L, 14-16	Oct. 9	Las Cruces
San Diego State	L, 20-30	Oct. 23	Albuquerque
Colorado State	L, 14-38	Oct. 30	Fort Collins
Wyoming	W, 34-31	Nov. 6	Albuquerque
Air Force	L, 23-48	Nov. 13	Colorado Springs
Brigham Young	L, 7-40	Nov. 20	Provo
TCU (3)	L, 17-66	Nov. 27	Albuquerque

Coach: Mike Locksley

Captains: Byron Bell, Mike Cannon, Seth Johannemann

**2011 (1-11 Overall, 1-6 Mountain West)**

Colorado State	L, 10-14	Sept. 3	Albuquerque
Arkansas (13)	L, 3-52	Sept. 10	Little Rock
Texas Tech	L, 13-59	Sept. 17	Albuquerque
Sam Houston State L, 45-48 (OT)		Sept. 24	Albuquerque
New Mexico State	L, 28-42	Oct. 1	Albuquerque
Nevada	L, 7-49	Oct. 15	Reno
TCU	L, 0-69	Oct. 22	Fort Worth
Air Force	L, 0-42	Oct. 29	Albuquerque
San Diego State	L, 7-35	Nov. 5	San Diego
UNLV	W, 21-14	Nov. 12	Albuquerque
Wyoming	L, 10-31	Nov. 19	Laramie
Boise State (8)	L, 0-45	Dec. 3	Boise

Coach: Mike Locksley / George Barlow

Captains: Bubba Forrest, B.R. Holbrook, Carmen Messina

**2012 (4-9 Overall, 1-7 Mountain West)**

Southern	W, 66-21	Sept. 1	Albuquerque
Texas (17)	L, 0-45	Sept. 8	Austin
Texas Tech	L, 14-49	Sept. 15	Lubbock
New Mexico State	W, 27-14	Sept. 22	Las Cruces
Boise State (24)	L, 29-32	Sept. 29	Albuquerque
Texas State	W, 35-14	Oct. 6	Albuquerque
Hawai'i	W, 35-23	Oct. 13	Honolulu
Air Force	L, 23-28	Oct. 20	Colorado Springs
Fresno State	L, 32-49	Oct. 27	Albuquerque
UNLV	L, 7-35	Nov. 3	Las Vegas
Wyoming	L, 23-28	Nov. 10	Albuquerque
Nevada	L, 24-31	Nov. 17	Albuquerque
Colorado State	L, 20-24	Nov. 24	Fort Collins

Coach: Bob Davie

Captains: Kasey Carrier, Joe Stoner, Ugo Uzodinma

**2013 (3-9 Overall, 1-7 MW Mountain Division)**

UTSA	L, 13-21	Aug. 31	Albuquerque
UTEP	W, 42-35 (OT)	Sept. 7	El Paso
Pittsburgh	L, 27-49	Sept. 14	Pittsburgh
UNLV	L, 42-56	Sept. 28	Albuquerque
New Mexico State	W, 66-17	Oct. 5	Albuquerque
Wyoming	L, 31-38	Oct. 12	Laramie
Utah State	L, 10-45	Oct. 19	Albuquerque
San Diego State	L, 30-35	Nov. 2	San Diego
Air Force	W, 45-37	Nov. 8	Albuquerque
Colorado State	L, 42-66	Nov. 16	Albuquerque
Fresno State	L, 28-69	Nov. 23	Fresno
Boise State	L, 17-45	Nov. 30	Boise

Coach: Bob Davie

Captains: Dallas Bollema, Kasey Carrier, Dillon Farrell, Jacori Greer

**2014 (4-8 Overall, 2-6 MW Mountain Division)**

UTEP	L, 24-31	Aug. 30	Albuquerque
Arizona State (17)	L, 23-58	Sept. 6	Albuquerque
at New Mexico State	W, 38-35	Sept. 20	Las Cruces
Fresno State	L, 24-35	Sept. 26	Albuquerque
at UTSA	W, 21-9	Oct. 4	San Antonio
San Diego State	L, 14-24	Oct. 10	Albuquerque
at Air Force	L, 31-35	Oct. 18	Colorado Springs
at UNLV	W, 31-28	Nov. 1	Las Vegas
Boise State	L, 49-60	Nov. 8	Albuquerque
at Utah State	L, 21-28	Nov. 15	Logan
at Colorado State (22)	L, 20-58	Nov. 22	Ft. Collins
Wyoming	W, 36-30	Nov. 29	Albuquerque

Coach: Bob Davie

Captains: LaMar Bratton, Dakota Cox, Cole Gautsche

**2015 (7-6 Overall, 5-3 MW Mountain Division)**

Mississippi Valley St.	W, 66-0	Sept. 5	Albuquerque
Tulsa	L, 21-40	Sept. 12	Albuquerque
at Arizona State	L, 10-34	Sept. 18	Tempe, Ariz.
at Wyoming	W, 38-28	Sept. 26	Laramie, Wyo.
New Mexico State	W, 38-29	Oct. 3	Albuquerque
at Nevada	L, 17-35	Oct. 10	Reno, Nev.
Hawai'i	W, 28-27	Oct. 17	Albuquerque
at San Jose State	L, 21-31	Oct. 24	San Jose, Calif.
Utah State	W, 14-13	Nov. 7	Albuquerque
at Boise State	W, 31-24	Nov. 14	Boise, Idaho
Colorado State	L, 21-28	Nov. 21	Albuquerque
Air Force	W, 47-35	Nov. 28	Albuquerque
Arizona (Gildan NM Bowl)	L, 37-45	Dec. 19	Albuquerque

Coach: Bob Davie

Captains: Lamar Jordan, Dakota Cox, Reece White

**2016 (9-4 Overall, 6-2 MW Mountain Division)**

Mountain Division Champions			
South Dakota	W, 48-21	Sept. 5	Albuquerque
at New Mexico State	L, 31-32	Sept. 12	Las Cruces
at Rutgers	L, 28-37	Sept. 18	Piscataway, N.J.
San Jose State	W, 48-41	Sept. 26	Albuquerque
Boise State	L, 21-49	Oct. 3	Albuquerque
vs. Air Force	W, 45-40	Oct. 10	Dallas, Texas
ULM	W, 59-17	Oct. 17	Albuquerque
at Hawai'i	W, 28-21	Oct. 24	Honolulu, Haw.
Nevada	W, 35-26	Nov. 7	Albuquerque
at Utah State	W, 24-21	Nov. 14	Logan, Utah
at Colorado State	L, 31-49	Nov. 21	Ft. Collins, Colo.
Wyoming	W, 56-35	Nov. 28	Albuquerque
UTSA (Gildan NM Bowl)	W, 23-20	Dec. 19	Albuquerque

Coach: Bob Davie

Captains: Lamar Jordan, Dakota Cox, Austin Apodaca, Daniel Henry

**2017 (3-9 Overall, 1-7 MW Mountain Division)**

Abilene Christian	W, 38-14	Sept. 2	Albuquerque
New Mexico State	L, 28-30	Sept. 9	Albuquerque
at Boise State	L, 14-28	Sept. 14	Boise, Idaho
at Tulsa	W, 16-13	Sept. 23	Tulsa, Okla.
Air Force	W, 56-38	Sept. 30	Albuquerque
at Fresno State	L, 0-38	Oct. 14	Fresno, Calif.
Colorado State	L, 24-27	Oct. 21	Albuquerque
at Wyoming	L, 3-42	Oct. 28	Laramie, Wyo.
Utah State	L, 10-24	Nov. 4	Albuquerque
at Texas A&M	L, 14-55	Nov. 11	College Station, Tex.
UNLV	L, 35-38	Nov. 17	Albuquerque
at San Diego State	L, 10-35	Nov. 24	San Diego, Calif.

Coach: Bob Davie

Captains: Lamar Jordan, Blaise Fountain, Jake Rothschilder, Alex Hart

**2018 (3-9 Overall, 1-7 MW Mountain Division)**

Incarinate Word	W, 62-30	Sept. 1	Albuquerque
at Wisconsin (5)	L, 14-45	Sept. 8	Madison
at New Mexico State	W, 42-25	Sept. 15	Las Cruces
Liberty	L, 43-52	Sept. 29	Albuquerque
at UNLV	W, 50-14	Oct. 6	Las Vegas
at Colorado State	L, 18-20	Oct. 13	Ft. Collins
Fresno State	L, 7-38	Oct. 20	Albuquerque
at Utah State	L, 19-61	Oct. 27	Logan
San Diego State	L, 23-31	Nov. 3	Albuquerque
at Air Force	L, 24-42	Nov. 10	Colorado Springs
Boise State (23)	L, 14-45	Nov. 16	Albuquerque
Wyoming	L, 3-31	Nov. 24	Albuquerque

Coach: Bob Davie

Captains: Aaron Jenkins, Alex Hart

**2019 (2-10 Overall, 0-8 MW Mountain Division)**

Sam Houston State	W, 39-31	Aug. 31	Albuquerque
at Notre Dame (7)	L, 14-66	Sept. 14	South Bend
New Mexico State	W, 55-52	Sept. 21	Albuquerque
at Liberty	L, 10-17	Sept. 28	Lynchburg
at San Jose State	L, 21-32	Oct. 4	San Jose
Colorado State	L, 21-35	Oct. 11	Albuquerque
at Wyoming	L, 10-23	Oct. 19	Laramie
Hawai'i	L, 31-45	Oct. 26	Albuquerque
at Nevada	L, 10-21	Nov. 2	Reno
at Boise State	L, 9-42	Nov. 9	Boise
Air Force	L, 22-44	Nov. 23	Albuquerque
Utah State	L, 25-38	Nov. 30	Albuquerque

Coach: Bob Davie

Captains: Alex Hart, Trent Sellers, Aaron Blackwell, Kyle Stapley

**2020 (2-5 Overall, 2-5 Mountain West)**

at San Jose State	L, 21-38	Oct. 31	San Jose
at Hawai'i	L, 33-39	Nov. 7	Honolulu
Nevada	L, 20-27	Nov. 14	Las Vegas
at Air Force	L, 0-28	Nov. 20	Colorado Springs
at Utah State	L, 27-41	Nov. 26	Logan
Wyoming	W, 17-16	Dec. 5	Las Vegas
Fresno State	W, 49-39	Dec. 12	Las Vegas

Coach: Danny Gonzales

Captains: UNM's 12 seniors

Totals: 490-614-31 overall

Home: 330-264-17

Road: 155-339-13

Neutral: 5-11-1





## GARNETT S. STOKES PRESIDENT

Garnett S. Stokes was installed as the 23rd president of The University of New Mexico on May 12, 2018.

Soon after taking office on March 1, 2018, Stokes announced her intention to better understand the campus, the communities that surround it and the state of New Mexico. She initiated a multipronged approach to listening to students, faculty, alumni, staff, and community members, including participating in nearly 100 events during her first 100 days in office. During her first five months in office, she travelled nearly 4,300 miles through all 33 counties in New Mexico – visiting 38 cities and 3 Indian reservations as part of her Statewide Listening Tour. To date, she holds traveling office hours across North, Central and Main campus in order to meet with students, staff, and faculty in a casual manner and hear their thoughts on successes and challenges at UNM.

She spoke to more than 1,320 New Mexicans on the Statewide Listening Tour, which helped frame her immediate presidential initiatives of campus safety, supporting student Veterans, and furthering the University's mission of world-class research.

On February 5, 2019, Stokes announced the UNM Grand Challenges, calling on researchers from across disciplines to address problems of global, national and regional significance. After receiving proposals from research teams from across UNM's campuses, Stokes chose three focuses for the UNM Grand Challenges: Sustainable Water Resources, Successful Aging, and Substance Use Disorders. She charged researchers with developing goals that enable multiple paths towards solutions and that are relevant across varied disciplines and communities.

In collaboration with the Board of Regents, she plans to continue solidifying relationships with key stakeholders to move the University's strategic plan forward. She also continues her success in hiring diverse and talented leaders from across the country, capitalizing on the unique opportunity to hire a Provost and EVP for Academic Affairs, Senior Vice President for Finance and Administration, and Vice President for Equity and Inclusion, all within her first 15 months at UNM.

A first-generation college graduate, Stokes earned a B.A. in psychology from Carson-Newman College in Jefferson City, Tennessee, and M.S. and Ph.D. degrees from the University of Georgia in industrial/organizational psychology. She is a fellow of the Association for

Psychological Science, the American Psychological Association, and the Society for Industrial and Organizational Psychology.

Stokes is the first female president in UNM's 129-year history. Her husband, Dr. Jeff Younggren, is a forensic psychologist and a retired Colonel in the U.S. Army. They have four grandchildren, two boys living in Redondo Beach, California and two girls living in Seattle, Washington. They reside on campus at University House.



## EDDIE NUÑEZ ATHLETIC DIRECTOR

Eddie Nuñez enters his fifth year as UNM's Athletic Director, being named to the top post in athletics on August 31, 2017. Nuñez is UNM's 13th Athletic Director, dating back to 1911 when Ralph L. Hutchinson was named the school's first AD.

"My number one priority at UNM is always going to be the student-athlete and making sure their experience offers the support and resources they need to achieve great things on and off the field of play. We are going to bring passion, transparency and energy to everything we do here."

In his first four years with the Lobos, the department has enjoyed plenty of success stories. In 2020-21, despite the hardships associated with COVID-19, the Lobos led the Mountain West with six championships, winning in women's basketball, women's soccer, women's cross country, women's golf, men's golf and men's tennis. Nuñez expertly led a department that had three major programs in football, men's basketball and women's basketball need to shift its base of operations out of state. Despite that, UNM once again had several program records for GPA. Nuñez was also named to the LEAD1 Board of Directors.

For his work throughout the 2020-21 season, Nuñez became just the third person in the history of the Mountain West to be honored with the Commissioner's Award, becoming the first recipient in 14 years.

The 2019-20 academic year was one of great success as UNM's student-athletes set a host of records for grade point averages. Additionally, three programs were honored by the NCAA for APR public recognition, women's golf was the top academic program in the nation for a season straight year, and UNM led the Mountain West in scholar-athletes for an eighth straight year. The 2018-19 academic year saw four teams (women's soccer, women's cross country, men's golf and men's tennis) win Mountain West titles, and UNM picked up a national runner-up finish in women's cross country and its highest finish, fifth, in women's indoor track & field. The department also had a pair of individual national champions and five CoSIDA/Google Cloud Academic All-America selections.

Throughout it all, academic success has defined his tenure. Since becoming AD, 10 of UNM's 14 programs have set program GPA record, and 13 of 14 have turned in at least two top-5 semester GPAs. Additionally, GPA records for male, female and all student-athletes have been set twice. In the 2017-18 academic year, the Lobos had 65 degrees conferred to student-athletes, in 2018-19, 93 earned degrees and in 2019-20, 63 walked across the stage, including during a highly successful virtual graduation ceremony that had hundreds of live viewers.

In August of 2020, Nuñez was named to a 30-person working group by Lead1. The Working Group for Diversity, Equity, and Inclusion in College Sports will explore initiatives to strengthen senior leadership pipelines, expand professional development opportunities, influence legislation that supports underrepresented populations and recommend strategies of accountability. He is one of three sitting athletic directors to be named to the committee.

Since 2003, Nuñez has served in a variety of high-level administrative capacities at LSU, one of the nation's top athletic departments. Among his most recent specific duties, Nuñez has had sport oversight of LSU men's basketball and men's and women's tennis. He also has served as the department's liaison with LSU Sports Properties, the Tiger Athletic Foundation and University Licensing and Brand Management.

While he held seven positions and titles at LSU, the department has continually flourished. Under his guidance, LSU experienced of \$400 million in facility renovations and construction, and Nuñez led the renegotiations of a 10-year multi-media rights agreement with Outfront Media Sports.

Additionally, he oversaw the planning and management of the LSU Athletics Strategic Plan, Marketing and Promotions, Athletic Communications, Social and Digital Media, Creative Services, Video/Network Broadcast Services and all capital projects.

While he has made his mark collegiately at LSU, Nuñez began his career as a collegiate administrator at Vanderbilt University, where he was the Director of Game and Event Management. Additionally, he assisted in construction and planning of numerous facility upgrades.

A former college athlete, Nuñez played four years of basketball, starting at Miami-Dade Community College before transferring to the University of Florida, playing for Billy Donovan. He then spent two seasons as a graduate assistant under Donovan at Florida before being named an administrative assistant at Marquette in the men's basketball program.

A native of Miami, Florida, Nuñez received his Associate Degree in arts and architecture from Miami-Dade Community College, his Bachelor's Degree in Sports Management and Master's Degree in Sports Administration from the University of Florida. He is married to the former Jane Hess and the couple are proud parents of two daughters, Elizabeth and Anna.

## BOARD OF REGENTS



**Douglas Brown**  
President



**Kimberly Rael**  
Vice President



**Sandra Begay**  
Treasurer



**Jack Fortner**



**Randy Ko**  
Student Regent



**William H. Payne**



**Robert Schwartz**



**PRINT****Albuquerque Journal**

Randy Harrison, Sports Editor  
 Beat writer Steve Virgen (svirgen@abqjournal.com)  
 P.O. Drawer J  
 Albuquerque, NM 87103  
 Phone: (505) 823-3900  
 FAX: (505) 823-3998  
 website: www.abqjournal.com

**Santa Fe New Mexican**

Will Webber (webber@sfnewmexican.com)  
 202 E. Marcy St.  
 Santa Fe, NM 87501  
 Phone: (505) 983-3303

**Associated Press**

Glen Rosales (rosalesabq@aol.com)  
 5130 San Francisco NE, Suite A  
 Albuquerque, NM 87109  
 Phone: (505) 822-9022  
 FAX: (505) 828-0310

**Rio Rancho Observer**

Gary Herron (gherron@rroserver.com)  
 1594 Sara Rd., Suite D  
 Rio Rancho, NM 87124  
 Phone: (505) 892-8080  
 FAX: (505) 892-5719

**Daily Lobo**

TBA, Sports Editor  
 (sports@dailylobo.com)  
 Marron Hall-UNM  
 Albuquerque, NM 87131  
 Phone: (505) 277-7527  
 FAX: (505) 277-6228  
 website: www.dailylobo.com

**The Lobo Lair**

Isabel Gonzalez (cgonzisabel@gmail.com)

**RADIO****Lobo Radio Network**

Robert Portnoy (play-by-play)  
 unmlobosradio@yahoo.com  
 Phone: (505) 307-6971  
 DonTrell Moore (analyst)  
 dmoore\_22@yahoo.com

**KOB-AM (770 AM)**

500 4th St., NW  
 Albuquerque, NM 87102-2102  
 Phone: (505) 767-6700  
 FAX: (505) 767-6711/6767  
 website: www.770kkob.com

**KNML/The Sports Animal (610 AM)**

Jeff Siembieda - The Opening Drive  
 (jeffrey.c.siembieda@espn.com)  
 J.J. Buck - The Opening Drive  
 (jj.buck@cumulus.com)  
 Michael Carlyle - The Sports Bar  
 (michael.carlyle@cumulus.com)  
 Mike Trujillo - The Sports Bar  
 (mike.trujillo@cumulus.com)  
 500 4th St., NW  
 Albuquerque, NM 87102-2102  
 Phone: (505) 767-6700  
 FAX: (505) 767-6711  
 website: www.610thesportsanimal.com

**KQTM (101.7 FM) The TEAM**

Joe O'Neill (joe@1017theteam.com)  
 4131 Barbara Loop SE, Ste 202  
 Rio Rancho, NM 87124  
 Phone: (505) 338-1414  
 www.1017theTeam.com

**KUNM (89.9 FM)**

Onate Hall / 3rd Floor North  
 Albuquerque, NM 87131  
 Phone: (505) 277-4806

**KDEF (1150 AM)**

Henry Tafoya (originalgameface@gmail.com)  
 2900 Louisiana NE, Suite 250  
 Albuquerque, NM 87110  
 Phone: (505) 888-1150  
 FAX: (505) 899-1977

**TELEVISION****KOB-TV (NBC, Channel 4)**

Brandon Ortega (bortega@kob.com)  
 Lee Faria (LFaria@kob.com)  
 P.O. Box 1351  
 Albuquerque, NM 87103  
 Phone: (505) 764-2450  
 FAX: (505) 764-2456  
 website: www.kobtv.com

**KRQE-TV (CBS, Channel 13)**

Van Tate (van.tate@krqe.com)  
 Jared Chester (jared.chester@krqe.com)  
 Phone: (505) 767-9411  
 P.O. Box 1294  
 Albuquerque, NM 87125  
 Phone: (505) 764-9411  
 FAX: (505) 842-8483  
 website: www.krqe.com

**KOAT-TV (ABC, Channel 7)**

Ron Burke (ron.burke@hearst.com)  
 Bethany Miller (bethany.miller@hearst.com)  
 P.O. Box 25982  
 Albuquerque, NM 87125  
 Phone: (505) 884-6330  
 FAX: (505) 884-6282  
 website: www.koat.com

**COVERAGE****PRINT**

Albuquerque's one daily newspaper is the *Albuquerque Journal*. It is the state's largest paper. The beat writer for football is Steve Virgen who enters his fourth year with *The Journal*. The *Journal* covers some practices and travels to away games as well.

The Lobos are also covered by the UNM student newspaper, *The Daily Lobo*, *The Santa Fe New Mexican*, the *Los Alamos Monitor* and other papers throughout the state along with several internet based news sites, including *The Lobo Lair*, *The Red Menace*, and *Enchantment Sports*.

**RADIO**

Every New Mexico football game can be heard over the Lobo Radio Network anchored by 50,000-watt flagship station 770 KOB-AM in Albuquerque. Additionally, UMM's games are now on 94.5 FM as well as the station simulcasts there.

Robert Portnoy is in his seventh year of handling the play-by-play while former Lobo DonTrell Moore returns for another full season as the color commentator.

**TELEVISION**

As of press time, 11 of UNM's 12 games are slated for national broadcast.

Games will be nationally broadcast this season via FOX, ESPN and the SEC Network.

GoLobos.com will have information on viewing and broadcast information for each game.



**WWW.GOLOBOS.COM****THE OFFICIAL SITE OF NEW MEXICO ATHLETICS**

GoLobos.com is the official web site for New Mexico Athletics and your leading resource for information on Lobo Football. Fans can find everything they need on GoLobos.com, including tickets, schedules and updates on any and everything involving Lobo Football. The 2020 season marks the first with WMT, UNM's web hosting company. Exciting features on the site include:

- Video Clips on LOBO TV
- Free Live Audio Streaming
- Free Live Video Streaming of Selected Games
- Printable and Downloadable Schedules
- Live and Archived Press Conference Footage
- Archives of the Lobo Coaches TV and Radio Shows
- Purchase and Print Tickets Online
- Lobos Photo Store
- Live Stats
- Media Guide and Game Notes


[FACEBOOK.COM/NEWMEXICOBOS](https://www.facebook.com/newmexicobobos)

[TWITTER.COM/UNMLOBOS](https://twitter.com/unmlobos)

[INSTAGRAM.COM/UNMLOBOSATHLETICS](https://www.instagram.com/unmlobosathletics)
**MEDIA**

The University of New Mexico football team gets extensive media coverage on a daily basis from the Albuquerque Journal, Daily Lobo, numerous radio outlets, including flagship station 770 KKOB-AM, and three network television stations covering the beat.

**LOBOS ON THE RADIO**

Every New Mexico game is broadcast over the 18-station Lobo Radio Network, spearheaded by flagship 770 KKOB-AM, at 50,000 watts one of the largest stations in America in terms of geographical penetration. KKOB is also simulcast on 94.5 FM, because it really is better on the FM. Fans outside of KKOB's listening audience can also receive the games over the Internet at [www.GoLobos.com](http://www.GoLobos.com) with UNM's free audio stream.

In addition to 770 KKOB, the Lobos can also be heard state-wide on the Lobo

Radio Network. The Lobo Radio Network currently consists of 18 stations in New Mexico, including:

	Call Letters	Freq
Albuquerque	KKOB-AM	770/94.5
Aztec	KLJH-FM	96.1
Bloomfield	KLJH-2	107.1
Farmington	KLJH-FM	107.1
Farmington	KLJH-FM	96.1
Farmington	KLJH-1	107.1
Gallup	KYVA-AM	1230
Gallup	KYVA-AM	94.9
Grants	KMIN-AM	980
Hobbs	KWMW-FM	105.1
Las Vegas	KBQL-FM	92.7
Mancos, CO	KLJH-FM	107.9
Pagosa Springs, CO	KLJH-FM	98.3
Santa Fe	KVSF-AM	1400
Ruidoso	KWMW-FM	99.1
Ruidoso	KRUI-AM	1490
Socorro	KYRN-FM	102.1
Window Rock, AZ	KLJH-FM	92.3

**LOBOS ON TELEVISION**

Television trucks at UNM park below the West Press Box in the Stadium West parking lot. Workers for TV park in Baseball East or Baseball South lots, where UNM media also park.

The television broadcast center is located in the top level of the West Press Box, which is one of the best broadcast views in all of the West, with the scenic Sandia Mountains beyond the stadium.

**University of New Mexico Athletics  
Communications - Football Contact**


**Frank Mercogliano**  
Asst A.D. of Communications  
(505) 410-4844  
[fmercog@unm.edu](mailto:fmercog@unm.edu)

Frank Mercogliano, Assistant Director of Communications  
[fmercog@unm.edu](mailto:fmercog@unm.edu) - (505) 410-4844

Frank Mercogliano enters his eighth season as the primary media contact for Lobo Football and his 12th year overall at New Mexico. He previously has served as the men's basketball contact and at times has served as the contact for women's soccer, men's soccer, volleyball, men's and women's tennis and cross country, men's and women's indoor track and field, men's and women's outdoor track and field, women's basketball, baseball, skiing and swimming & diving. He also is the contact for the men's and women's tennis teams and swimming and diving.

Overall, he is entering his 30th year in athletic communications, all as the lead director. He previously had stints at Belmont Abbey (1992-94), Augusta State (1994-98) and Idaho State (1998-2010). He has been married for 26 1/2 years to Melissa, and they have three daughters, Jessica, Kristina and Angela, and a son-in-law, Max.

Colleen J. Maloof Bldg.  
1 University of New Mexico  
MSC04 2680  
Albuquerque, NM 87131-0001



**THIS IS THE MOUNTAIN WEST**

From its inception in 1999, the Mountain West has been committed to excellence in intercollegiate athletics, while promoting the academic missions of its member institutions. Progressive in its approach, the MW continues to cultivate opportunities for student-athletes to compete at the highest level while fostering academic achievement and sportsmanship. Now in its 22nd year, the MW has been assertive in its involvement with the NCAA governance structure and has taken a leadership role in the overall administration of intercollegiate athletics.

The Mountain West has marked several achievements during its first 21 years, most notably becoming the first to establish a sports television network dedicated solely to an intercollegiate athletic conference (The Mtn.). The Mountain West also was the first to experiment with the coaches' challenge in the college football instant replay system, and was the first non-automatic-qualifying BCS conference to participate in four BCS bowl games, winning three. In the inaugural year of the new College Football Playoff system, Boise State earned the automatic slot into a New Year's Six bowl game as the highest-ranked champion from the Group of Five 5 conferences. The Broncos defeated then 10th-ranked Arizona 38-30 in the VIZIO Fiesta Bowl. In 2011-12, the Mountain West was among the first conferences to implement a league-wide state-of-the-art basketball instant replay system.

Changes in the NCAA governance structure set the table for another Conference first, when two members of the MW Student-Athlete Advisory Committee (SAAC) were included in the June 2014 meeting of the Mountain West Board of Directors. New Mexico track and field athlete Kendall Spencer, the national chair of the 2014-15 NCAA Division I Student-Athlete Advisory Committee, and Air Force Academy volleyball player Emma Dridge joined the BOD members in this historic meeting to advance the discussion on student-athlete involvement in the NCAA and MW governance structure. For the last six academic years, MW student-athletes have participated in monthly membership calls and have joined MW administrators in the annual Joint Council Spring Meetings in Arizona.

The Mountain West is well-represented within the new NCAA governance structure, including individuals who were appointed to serve on committees tasked with managing the day-to-day business of Division I athletics. Kendall Spencer, the former chair of the DI Student-Athlete Advisory Committee and UNM track & field athlete, was the first student-athlete in the history of the organization to serve on the Division I Board.

Additionally, the Mountain West was the only conference to have the same member institution with No. 1 overall picks in both the NFL and NBA drafts in the same year (Utah's Alex Smith and Andrew Bogut, respectively in 2005). With UNLV's Anthony Bennett claiming the No. 1 pick in the 2013 NBA Draft, the Mountain West is one of three conferences to have multiple No. 1 NBA draft selections since 2000. Also, with San Diego State's Stephen Strasburg earning the No. 1 pick in the 2009 MLB Draft, the Mountain West is one of three conferences to have the No. 1 selection in each of the NFL, NBA and MLB drafts since the MW was founded in 1999.

The Mountain West is noted for its geographic diversity. Some of the most beautiful terrain and landscapes in the nation can be found within Mountain West boundaries, including the majestic Rocky Mountain range, which borders five MW institutions (Air Force, Boise State, Colorado State, New Mexico and Utah State). The high plains of Wyoming (elevation 7,220 feet – the highest Division I campus in the nation) contrast with the desert cities of Las Vegas and Reno, home to UNLV and Nevada, respectively, while Fresno State, San Diego State and San José State add a West coast influence with their locations in Central, Southern and Northern California. The inclusion of the Hawai'i football program extends the Mountain West footprint to the beautiful islands in the Pacific Ocean, while the addition of the women's soccer program at Colorado College gives the MW an additional presence in the Rocky Mountains.

**HISTORY**

The Mountain West was conceived on May 26, 1998, when the presidents of eight institutions — Air Force, BYU, Colorado State, New Mexico, San Diego State, UNLV, Utah and Wyoming — decided to form a new NCAA Division I-A intercollegiate athletic conference. The split from a former 16-team conference re-established continuity and stability among the membership within the new league and signaled the continuation of its tradition-rich, long-standing athletic rivalries. Three of the MW's eight original members have been conference rivals since the 1960s (New Mexico, Wyoming and Colorado State), while San Diego State (1978) and Air Force (1980) were longtime members as well. UNLV and TCU entered the fold in 1996 and the Rebels continued as one of the original eight institutions that formed the MW in 1999. TCU re-joined the group with its first year of competition in the Mountain West in 2005-06. With conference realignment sweeping the nation in recent years, the MW has been proactive in addressing membership changes. Boise State University joined the Mountain West in 2011-12, followed by Fresno State and the University of Nevada on July 1, 2012. Also on July 1, 2012, the University of Hawai'i became a football-only member of the Conference. On July 1, 2013, the Mountain West further expanded when San José State University and Utah State University joined the Conference, bringing to 11 the number of full-time member institutions and 12 football-playing members. On July 1, 2014, the Colorado College women's soccer program became the first non-football affiliate member of the Mountain West, expanding that sport to 12 Conference participants.

When the Mountain West officially began operations on July 1, 1999, the new league had in place a seven-year contract with ESPN, giving the broadcast entity exclusive national television rights to MW football and men's basketball, and three-year agreements to send the league's football champion to the Liberty Bowl and a second team to the Las Vegas Bowl. Commissioner Thompson also arranged a third bowl tie-in each of the first three seasons (1999 Motor City, 2000 Silicon Valley, 2001 New Orleans) before securing a four-year deal with the Emerald Bowl in San Francisco in 2002.

Entering the 2020 season, the MW has nine (9) postseason opportunities, including a spot in a New Year's Six Bowl (highest ranked non-autonomous 5 champion), five (5) primary bowl positions with the Los Angeles Bowl, Famous Idaho Potato Bowl, New Mexico Bowl, NOVA® Home Loans Arizona Bowl and SoFi Hawai'i Bowl - and three (3) secondary positions.

An innovator in the postseason bowl structure, the MW engineered many "firsts," as league teams have participated in seven inaugural bowl games (2000 Silicon Valley, 2001 New Orleans, 2002 San Francisco (Emerald), 2005 Poinsettia, 2006 New Mexico, 2015 Arizona, 2015 Cure), as well as placing the first non-automatic-qualifying FBS team into a BCS bowl game with Utah's appearance in the 2005 Tostitos Fiesta Bowl and into the College Football Playoff (CFP) with Boise State's selection to the 2014 Tostitos Fiesta Bowl.

**2020-21 IN REVIEW**

From the gridiron to the diamond, Mountain West teams enjoyed a strong year in 2020-21. In football, the eighth annual MW Football Championship Game took place on December 19, 2020, at Sam Boyd Stadium in Las Vegas. San José State faced Boise State with the Spartans claiming their first Conference title, 34-20.

The Mountain West sent three teams into postseason bowl games. The league has earned 106 bowl bids since 1999 and holds a 58-47 (.552) all-time record (2018 First Responder Bowl between Boise State and Boston College was canceled due to weather).

San Diego State captured the Mountain West men's basketball regular-season title for the second-consecutive year and won the Conference tournament championship. The Aztecs, along with Utah State, earned bids to the NCAA tournament, marking the third time in the last four seasons that the MW has earned multiple bids. Boise State and Colorado State appeared in the NIT.

In women's basketball, New Mexico won its first outright Mountain West regular-season title with an 11-3 Conference record. Wyoming won its first Conference tournament title, defeating Fresno State to earn the program's second bid to the NCAA tournament.

In women's volleyball, UNLV won its first Mountain West title made its third trip to the NCAA Tournament. The Rebels concluded the season with an NCAA tournament loss in the second round against No. 2 Kentucky after posting a 13-1 record, including 12-0 in MW play.





In women's soccer, with a 10-1 Conference record on the season, UNM was crowned the MW regular-season champions and earned the Conference's automatic bid to the NCAA championship. The Lobos made their third NCAA tournament appearance and first since 2011. UNM advanced to second round of the 2020 NCAA tournament after edging Navy in penalty kicks.

In cross country, the New Mexico women's program won its 13th-straight MW title, while the Air Force men's program earned its third Conference title. Air Force senior Mahala Norris crossed the finish line first in the women's race with a time of 19:57.7, becoming the first Air Force women's runner to claim a MW cross country individual title. On the men's side, Caleb Garnica become the second-straight Aggie to claim the MW individual title after clocking a time of 23:38.4. Five Mountain West squads and three individuals qualified for the NCAA Cross Country Championships in 2020.

In women's swimming and diving, UNLV won its second Mountain West title edging out Nevada by one-tenth of a second in the final event of the championship. Five MW student-athletes participated in the NCAA Championship including an 11th place finish for San Diego State's Klara Thormalm in the 100-breaststroke and a 13th-place finish for Wyoming diver Melissa Mirafuentes in the platform dive.

New Mexico men's tennis won its league-leading eight Mountain West title, earning the Conference's automatic berth into the NCAA tournament. On the women's side, San José State won its second Conference title and first since 2017.

The New Mexico men's golf team captured its eighth Mountain West championship as the league sent four teams and three individuals to the NCAA regionals. It was the 21st consecutive season the MW sent at least three teams to NCAA regionals. Nationally ranked San Diego State advanced through the Kingston Springs Regional and advanced to the NCAA Men's Golf Championship.

On the women's side, New Mexico captured its league-record ninth MW title, and the league was represented by three teams and two individuals in the NCAA regionals. San José State sophomore Kajsa Arweffjall earned WGCA All-America honors to conclude the season.

Fresno State earned the Mountain West's automatic bid to the NCAA Softball Championship after claiming the regular-season title with a 20-4 record in Conference action. This marked the Bulldogs first NCAA tournament appearance since 2017 and 34th in program history.

The 2021 outdoor track & field season was highlighted by Air Force's Mahala Norris capturing the NCAA title in the 3,000-meter steeplechase, becoming the fifth-straight MW student-athlete to win the title. The Mountain West saw 20 entries qualify for the NCAA championships with nine earning first-team All-America honors. Colorado State claimed its second-straight MW men's outdoor track & field title, while San Diego State won its sixth Conference championship in program history on the women's side.

In baseball, Nevada earned the league's automatic bid after winning its third MW championship. The Wolf Pack made their first appearance in the NCAA Regionals since 2000.

#### **ACADEMIC CONSORTIUM**

From the outset, Mountain West member institutions have been committed to creating strong academic relationships, as well as athletic competition. To that end, the chief academic officers of each institution have explored academic exchange programs, library crossovers and shared research. In addition, the faculty athletics representatives routinely provide educational assistance and test-taking services for student-athletes visiting from fellow member institutions for competition.

#### **OPPORTUNITY**

The Mountain West provides a first-class athletic and academic experience for more than 5,100 student-athletes each year. Over the past 21 years, 43 Mountain West student-athletes have earned NCAA Postgraduate Scholarships, and since the league's inception in 1999, an additional 41 student-athletes have been named MW Scholar-Athlete of the Year and awarded league-sponsored postgraduate scholarships. Four Mountain West student-athletes have earned distinction as Rhodes Scholars (Jessica Mellinger, Wyoming, and Delavane Diaz, Brittany Morreale and Rebecca Esselstein, Air Force).

Conference student-athletes are also given a voice regarding pertinent issues within the MW and NCAA governance structure through representation on the Student-Athlete Advisory Committee (SAAC). The Mountain West SAAC is comprised of 24 members (22 student-athlete representatives, the MW representative to the Division I National SAAC and one faculty athletics representative). The committee reviews and reacts to legislation and to other topics referred by the Conference constituent groups or committees related to the student-athlete experience. Since the inclusion of two SAAC members at the June 2014 meeting of the MW Board of Directors, the Conference maintains its commitment to the participation of student-athletes in its governance structure, which is consistent with the Mountain West's focus on enhancing the student-athlete experience.

#### **ACHIEVEMENT**

The MW has produced 1,587 All-America selections among its 18 sponsored sports (men's swimming was discontinued as a Conference sport following the 2010-11 season) in the last 22 years, including a league-record 103 All-America honorees in 2016-17. A total of 208 MW student-athletes have also earned Academic All-America accolades in that span. The Mountain West has sent at least 25 teams to NCAA postseason events in each of the past 22 years, capturing five team national championships in women's cross country and producing 51 individual national champions in the sports of men's golf, men's cross country, women's diving, and men's and women's indoor track & field and outdoor track & field.

Mountain West members have participated in 106 bowl games under the league umbrella, including four appearances in BCS games and one CFP game. The MW has earned 86 postseason bids in men's basketball, with six Sweet 16 appearances, as well as three NIT Final Four berths. MW women's basketball has tallied 82 postseason slots, including 39 NCAA bids, five Sweet 16 appearances and one Elite Eight berth since 2000. Wyoming won the MW's first WNIT championship in 2007 with a win over Wisconsin. In women's volleyball, the MW has had 45 NCAA bids with nine Sweet 16 berths and one Elite Eight appearance. Women's soccer has earned 35 NCAA bids since 1999, with two Sweet 16 berths and one Elite Eight appearance. Mountain West men's golf has sent at least three teams to the NCAA Men's Golf Regionals in each of the 21 years the postseason was held (canceled in 2020 due to COVID-19 pandemic), while women's golf has had at least three teams participate in NCAA Regionals 16 of the last 21 years.

#### **SPORTSMANSHIP**

Named a Sports Ethics Fellow by the Institute for International Sport in 1998, Commissioner Thompson has been a driving force for sportsmanship within intercollegiate athletics. As part of its continuing growth and development, the Mountain West implemented an extensive Sportsmanship Initiative, endorsed by both the MW Joint Council and MW Board of Directors. The program is made up of several elements, which are both practical and philosophical in nature. While the MW has significant penalties in place to deal with violations, the Sportsmanship Initiative is primarily promotional and educational in nature. The goal is to develop an environment that fosters appropriate behavior from all Conference constituencies.